Katalog/*Catalog*: 8202002

BULETIN
STATISTIK PERDAGANGAN LUAR NEGERI

EKSPOR

https://www.bps.go.id

MENURUT KELOMPOK KOMODITI DAN NEGARA
MARET 2022

BADAN PUSAT STATISTIK

BULETIN
STATISTIK PERDAGANGAN LUAR NEGERI

EKSPOR

https://www.bps.go.id

MENURUT KELOMPOK KOMODITI DAN NEGARA

MARET 2022

Buletin Statistik Perdagangan Luar Negeri Ekspor Menurut Kelompok Komoditi dan Negara, Maret 2022

ISSN : 2745-3995
No. Publikasi: 06100.2221
Katalog: 8202002

Ukuran Buku: -
Jumlah Halaman: vi + 204 halaman

Naskah:
Direktorat Statistik Distribusi

Penyunting:
Direktorat Statistik Distribusi

Desain Kover :
Direktorat Diseminasi Statistik

Diterbitkan oleh:
© Badan Pusat Statistik

https://www.bps.go.id

Sumber Ilustrasi: -

Dilarang mengumumkan, mendistribusikan, mengkomunikasikan, dan/atau menggandakan sebagian atau seluruh isi buku ini untuk tujuan komersial tanpa izin tertulis dari Badan Pusat Statistik

KATA PENGANTAR

Buletin Statistik Perdagangan Luar Negeri Ekspor yang diterbitkan secara bulanan oleh Badan Pusat Statistik (BPS), memuat data ekspor menurut sektor pertanian, industri pengolahan, pertambangan, dan lainnya, serta perkembangan ekspor Indonesia menurut negara tujuan. Data ekspor yang disajikan adalah data ekspor Maret 2022. Pada terbitan ini pengelompokan komoditi menurut sektor mengikuti struktur KBLI 2015.

Buletin Ekspor ini juga memuat penjelasan ringkas tentang perbandingan, pertumbuhan, dan peranan ekspor dari komoditas dominan atau signifikan. Diharapkan buletin ini dapat membantu para pengguna data, utamanya pengguna data ekspor dalam menyusun perencanaan dan kebijakan yang terkait dengan masalah ekspor atau perekonomian lainnya.

Kepada pengguna data diharapkan dapat memberikan saran dan kritik yang konstruktif guna perbaikan buletin ini untuk masa yang akan datang. Akhirnya, ucapan terima kasih disampaikan kepada semua pihak yang telah memungkinkan terbitnya buletin ini. Semoga bermanfaat.

https://www.bps.go.id

Jakarta, Mei 2022

Kepala Badan Pusat Statistik

Margo Yuwono

Daftar Isi

Halaman

Kata Pengantar iii
Daftar Isi iv
Penjelasan 1
Ringkasan 4

Tabel-tabel

Tabel 1. Ringkasan Perkembangan Ekspor Indonesia Januari-Maret 2022 14

Tabel 2. Perkembangan Ekspor Komoditi Pertanian Januari-Maret 2022 14

Tabel 3. Perkembangan Ekspor Komoditi Industri Pengolahan Januari-Maret 2022 15

Tabel 4. Perkembangan Ekspor Komoditi Pertambangan Januari-Maret 2022 20

Tabel 5. Perkembangan Ekspor Komoditi Lainnya Januari- Maret 2022 20

Tabel 6. Perkembangan Ekspor Indonesia Menurut Komoditi dan Negara Tujuan Januari-Maret 2022 21

https://www.bps.go.id

EKSPOR MENURUT KOMODITI DAN NEGARA

Ekspor Indonesia Januari-Maret 2022 : US$66,14 miliar

- Minyak bumi dan gas (migas) US$3.301,1 juta
- Nonmigas US$62.843,0 juta

EKSPOR MIGAS

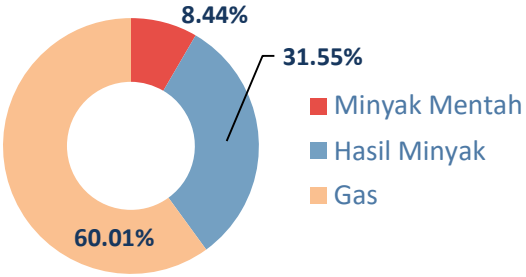

Migas:

- Minyak mentah US$278,4 juta
- Hasil minyak US$1.041,6 juta
- Gas US$1.981,1 juta

EKSPOR NONMIGAS

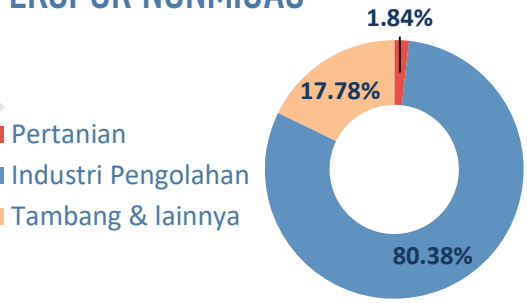

Nonmigas:

- Pertanian US$1.155,4 juta
- Industri pengolahan US$50.512,9 juta
- Pertambangan dan lainnya US$11.174,7 juta.

https://www.bps.go.id

Ekspor migas dan nonmigas Indonesia ke beberapa negara di Asia pada Maret 2022 serta perubahannya (*year on year*)

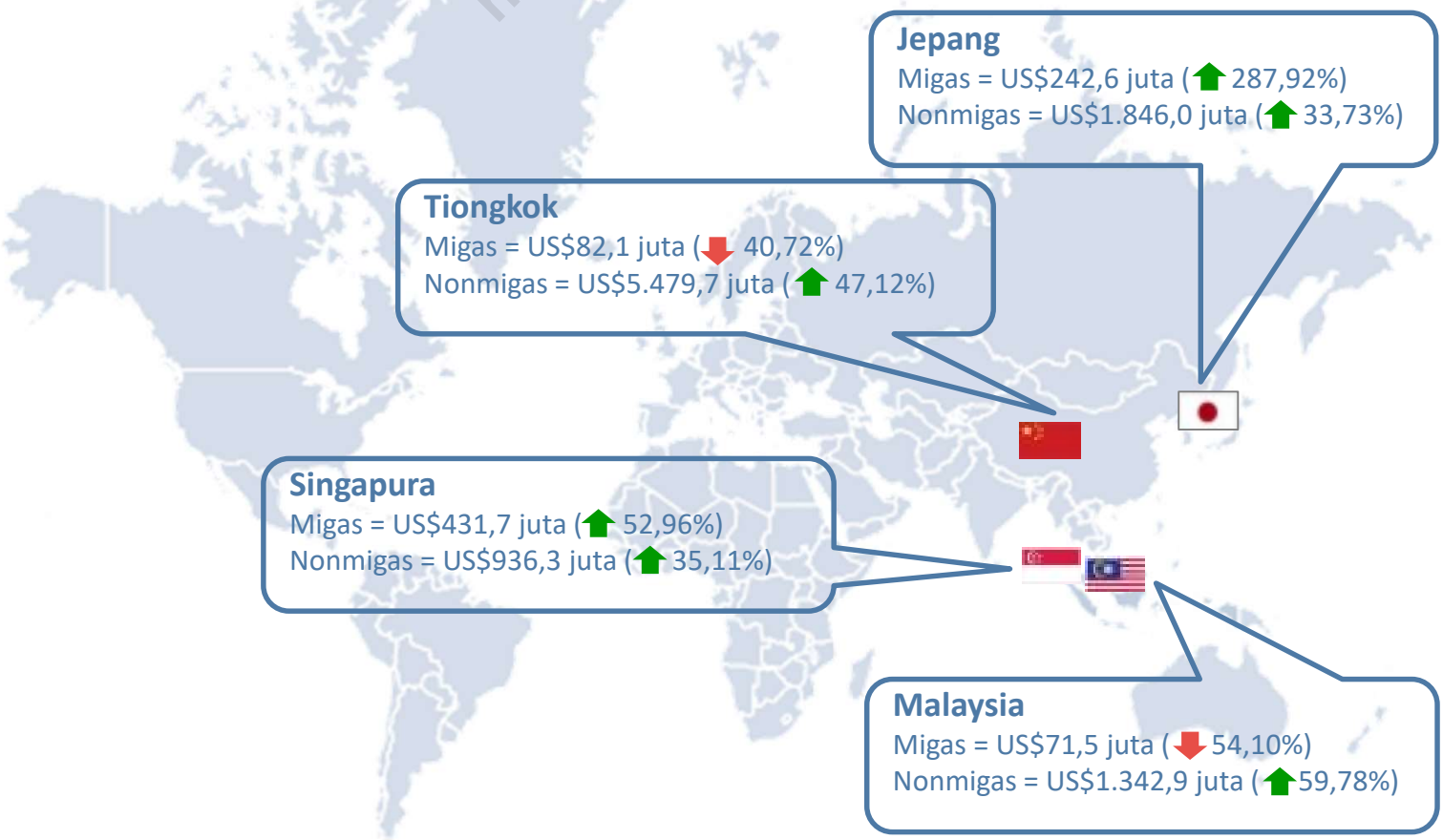

https://www.bps.go.id

PENJELASAN

A. PENDAHULUAN

Penyajian buku publikasi Buletin Statistik Perdagangan Luar Negeri Ekspor menurut Komoditi dan Negara Maret 2022 terdiri dari :

- Bagian ulasan yang menjelaskan tentang ringkasan ekspor Indonesia dari sisi migas dan nonmigas, perkembangan nilai ekspor Indonesia (FOB), Tabel A. Ringkasan Ekspor Nonmigas Indonesia, Tabel B. Perkembangan Ekspor Migas dan Nonmigas Indonesia menurut Negara Tujuan, Tabel C. Ekspor Utama Komoditas Nonmigas.
- Bagian lampiran yang berisi Tabel 1. Ringkasan Perkembangan Ekspor Indonesia, Tabel 2. Perkembangan Ekspor Komoditas Pertanian, Tabel 3. Perkembangan Ekspor Komoditas Industri Pengolahan, Tabel 4. Perkembangan Ekspor Komoditas Pertambangan, Tabel 5. Perkembangan Ekspor Komoditas Lainnya dan Tabel 6. Perkembangan Ekspor Indonesia Menurut Komoditas dan Negara.

https://www.bps.go.id

B. DAERAH PENCATATAN

Daerah pencatatan statistik dalam publikasi ini meliputi seluruh wilayah Republik Indonesia.

C. SUMBER DATA

Data ekspor dikumpulkan berdasarkan dokumen ekspor atau Pemberitahuan Ekspor Barang (PEB) yang diisi oleh eksportir dan telah diberikan ijin muat oleh Kantor Pelayanan Bea dan Cukai, selanjutnya dikirim ke Badan Pusat Statistik (BPS) dan Bank Indonesia (BI). Sejak tahun 2015, BPS juga mengumpulkan beberapa dokumen dari sumber data lainnya yaitu catatan instansi lain, PT. POS Indonesia, dan pendataan ekspor perbatasan laut.

D. SISTEM PERDAGANGAN

Pencatatan Statistik Perdagangan Luar Negeri menggunakan sistem perdagangan umum (*General Trade*) dimana pencatatan dilakukan dari dokumen PEB yang dimuat dari pelabuhan di seluruh wilayah Indonesia termasuk kawasan berikat.

E. RUANG LINGKUP

Pencatatan Statistik Ekspor meliputi seluruh barang yang keluar dari wilayah Republik Indonesia, baik yang bersifat komersial maupun bukan komersial seperti bantuan barang kredit lunak, hadiah dan sebagainya.

a**.** Ekspor kapal laut dan pesawat udara termasuk dalam statistik ekspor sedangkan ekspor *bunker oil* untuk kapal tidak tercatat dalam publikasi ini.

b**.** Barang-barang yang diolah di luar negeri tetap dicatat sebagai ekspor, meskipun hasil olahan barang tersebut akan kembali masuk ke wilayah Indonesia.

c**.** Barang-barang berikut ini tidak termasuk dalam statistik ekspor, yaitu: pakaian dan barang-barang perhiasan penumpang, barang-barang yang dikirim untuk perwakilan Indonesia di luar negeri, barang-barang untuk ekspedisi dan ekshibisi/pameran, pembungkus/peti kemas untuk diisi di luar negeri, uang dan surat-surat berharga, barang-barang contoh dan barang-barang yang dikirim ke luar negeri untuk diperbaiki.

https://www.bps.go.id

F. SISTEM PENGOLAHAN

Data dalam publikasi ini mencakup dokumen-dokumen ekspor periode pencatatan Maret 2022 yang diterima Badan Pusat Statistik, yang terdiri dari dokumen kepabeanan (PEB) dan dokumen dari sumber lainnya (Non-PEB).

G. KLASIFIKASI KELOMPOK KOMODITAS

Sejak tahun 2016, kelompok komoditas yang ditampilkan merupakan gabungan dari beberapa kode HS dengan pendekatan struktur KBLI 2015.

H. PERIODE REFERENSI

Periode penentuan ekspor adalah tanggal diberikannya izin muat barang tersebut oleh pejabat Kantor Pelayanan Bea dan Cukai setelah diadakan pemeriksaan seperlunya.

I. NILAI BARANG

Nilai barang yang dicatat untuk Statistik Ekspor adalah nilai FOB (dolar AS).

J. SATUAN BARANG

Sejak tahun 1975 ekspor disajikan dalam berat bersih (kg).

K. NEGARA TUJUAN

Yang dimaksud dengan negara tujuan adalah negara tujuan akhir yang diketahui dimana barang tersebut akan dikonsumsi atau diperdagangkan.

https://www.bps.go.id

RINGKASAN

Ekspor Indonesia selama Januari–Maret 2022 mencapai volume 132.815,9 ribu ton dengan nilai US$66.144,1 juta, yang terdiri dari US$3.301,1 juta hasil ekspor minyak bumi dan gas serta US$62.843,0 juta hasil ekspor komoditas nonmigas.

Dibandingkan periode yang sama tahun 2021, nilai ekspor tahun 2022 naik US$17.239,8 juta. Peningkatan ini karena adanya peningkatan ekspor komoditas nonmigas senilai US$16.591,1 juta dan ekspor komoditas migas senilai US$648,7 juta. Pada Maret 2022 harga minyak mentah Indonesia US$113,50 per barel, naik sebesar US$50,00 per barel dibandingkan Maret 2021.

https://www.bps.go.id

Gambar 1. Komposisi Nilai Ekspor Indonesia Januari–Maret 2021 dan 2022

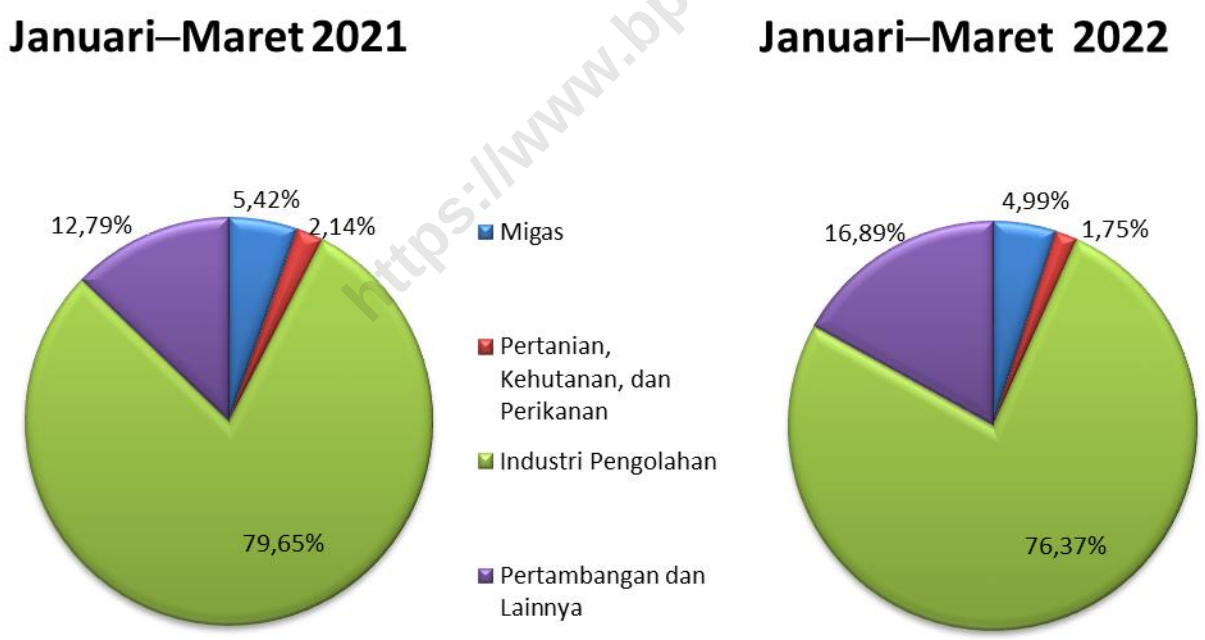

Sumber: Dokumen PEB dan Non-PEB, diolah

Gambar 1 menyajikan komposisi nilai ekspor selama Januari–Maret 2021 dan 2022. Perkembangan nilai ekspor dari Maret 2021 sampai dengan Maret 2022 disajikan pada Gambar

2, 3, dan 4. Nilai ekspor kelompok migas pada Januari–Maret 2021 sebesar US$2.652,4 juta yang terdiri dari minyak mentah, hasil minyak dan gas masing-masing senilai US$921,8 juta, US$393,0 juta, dan US$1.337,6 juta. Sedangkan pada Januari–Maret 2022 nilai ekspor untuk kelompok migas masing-masing sebesar US$278,4 juta, US$1.041,6 juta dan US$1.981,1 juta.

Gambar 2. Perkembangan Nilai Ekspor Migas dan Nonmigas Maret 2021–Maret 2022

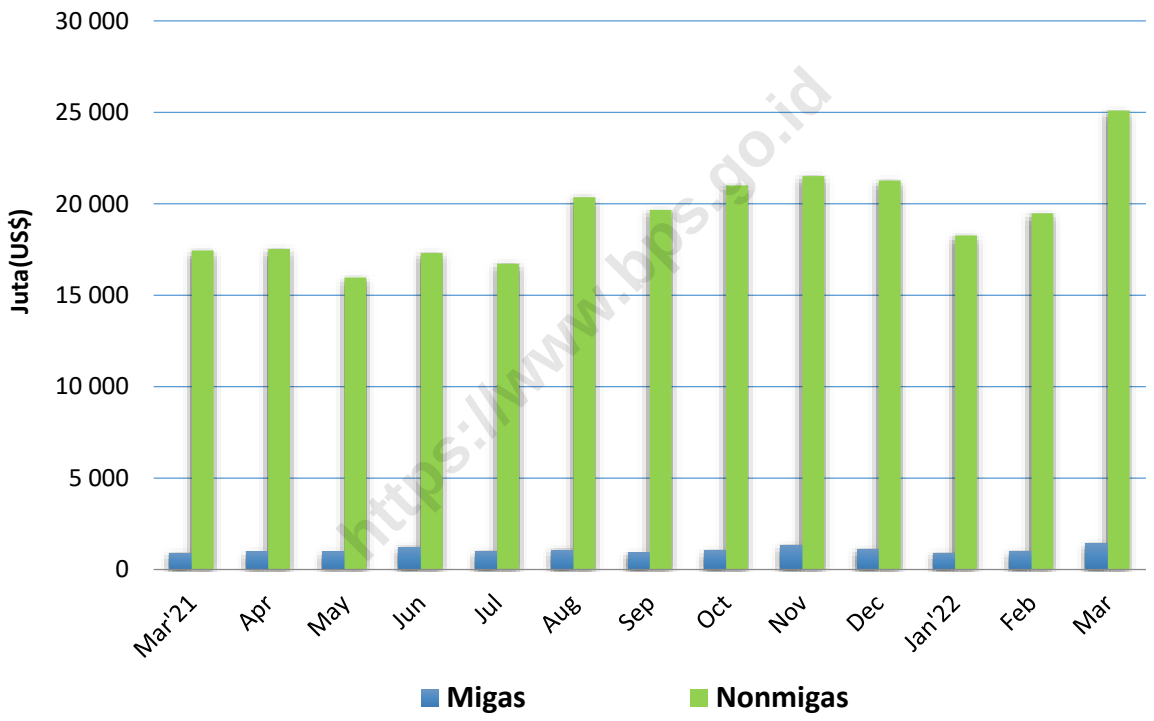

https://www.bps.go.id

Sumber: Dokumen PEB dan Non-PEB, diolah

Nilai ekspor untuk kelompok nonmigas yang terdiri dari pertanian, kehutanan dan perikanan; industri pengolahan; serta pertambangan dan lainnya pada Januari–Maret 2021 masing-masing US$1.044,2 juta, US$38.952,5 juta, dan US$6.255,2 juta. Sementara itu pada Januari–Maret 2022 nilai ekspor masing-masing kelompok nonmigas tersebut mencapai US$1.155,4 juta, US$50.512,9 juta, dan US$11.174,7 juta.

Gambar 3. Perkembangan Nilai Ekspor Komoditas Migas Maret 2021–Maret 2022

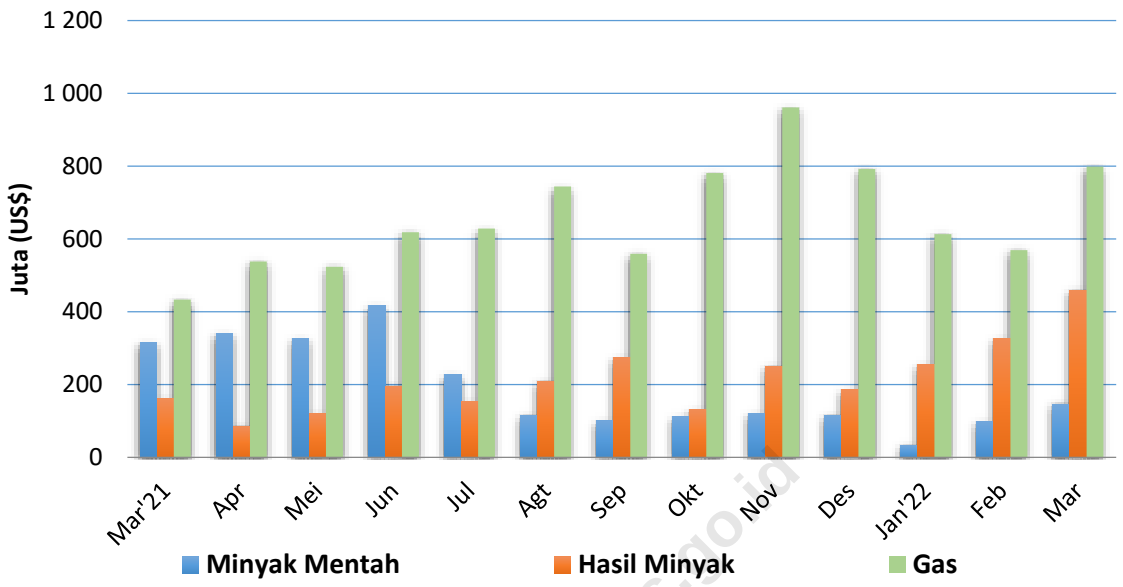

Sumber: Dokumen PEB dan Non-PEB, diolah

https://www.bps.go.id

Gambar 4. Perkembangan Nilai Ekspor Komoditas Nonmigas Maret 2021–Maret 2022

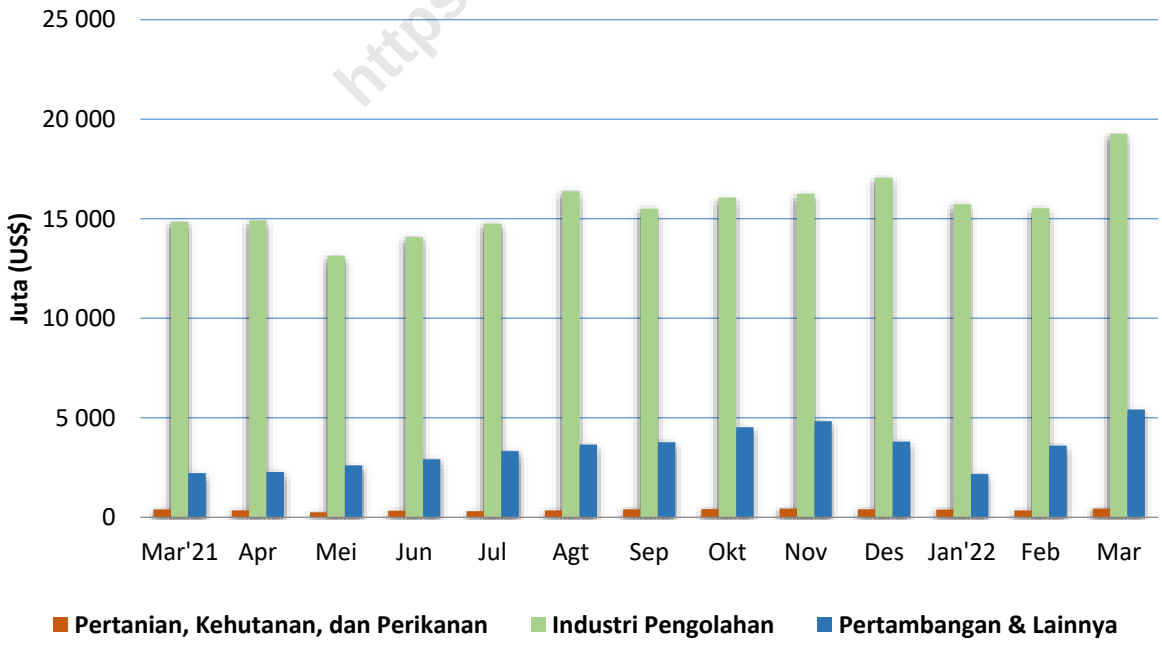

Sumber: Dokumen PEB dan Non-PEB, diolah

Tabel A. Ringkasan Ekspor Nonmigas Indonesia (Juta US$)
Maret 2020–Maret 2022

Tahun dan Bulan	Pertanian, Kehutanan, dan Perikanan	Industri Pengolahan	Pertambangan & Lainnya	Total Nonmigas
[1]	[2]	[3]	[4]	[5]
2020[r]				
Maret	315,0	11.118,7	1.980,2	13.413,9
April	283,8	9.772,8	1.541,1	11.597,7
Mei	235,6	8.328,9	1.327,2	9.891,7
Juni	281,2	9.647,9	1.510,3	11.439,4
Juli	349,6	11.287,6	1.392,3	13.029,5
Agustus	342,3	10.727,4	1.386,0	12.455,7
September	414,8	11.544,8	1.329,3	13.288,9
Oktober	420,5	11.770,1	1.558,3	13.748,9
November	448,1	12.095,0	1.953,1	14.496,2
Desember	433,1	12 915,3	2.172,4	15.520,8
2021				
Januari	338,8	11.981,4	2.089,7	14.409,9
Februari	310,2	12.135,9	1.949,5	14.395,6
Maret	395,3	14.835,2	2.216,0	17.446,5
April	339,2	14.920,3	2.268,8	17.528,3
Mei	243,5	13.115,3	2.605,7	15.964,5
Juni	362,2	14.072,4	2.911,8	17.310,4
Juli[r]	306,8	14.753,7	3.315,7	18.376,2
Agustus	342,7	16.373,9	3.643,7	20.360,3
September	395,9	15.507,2	3.769,7	19.672,8
Oktober	409,3	16.067,3	4.527,8	21.004,4
November	428,6	16.261,0	4.822,4	21.512,0
Desember	401,1	17.065,0	3.800,0	21.266,1
2022				
Januari	381,0	15.721,0	2.170,5	18.272,5
Februari	345,2	15.533,7	3.599,2	19.478,1
Maret	429,2	19.258,2	5.405,0	25.092,4

Sumber: Dokumen PEB dan Non-PEB, diolah

Keterangan: [r] = Angka revisi

https://www.bps.go.id

Tabel 1 pada publikasi ini berisi ringkasan perkembangan ekspor Indonesia. Dari tabel ini terlihat bahwa perolehan ekspor nonmigas terbesar pada Januari–Maret 2022 berasal dari industri pengolahan dengan nilai US$50.512,9 juta atau sekitar 76,37 persen dari total ekspor. Demikian juga pada Januari–Maret 2021 perolehan ekspor terbesar juga berasal dari industri pengolahan dengan nilai US$38.952,5 juta atau sekitar 79,65 persen dari total ekspor. Jika dibandingkan periode yang sama tahun sebelumnya, industri pengolahan pada Januari–Maret 2022 mengalami peningkatan 29,68 persen.

Tabel 2 berisi perkembangan ekspor komoditas pertanian, kehutanan, dan perikanan. Pada Januari–Maret 2022, sepuluh komoditas andalan pertanian terbesar adalah kopi dengan nilai US$260,4 juta (22,54 persen); tanaman obat, aromatik, dan rempah-rempah dengan nilai US$181,1 juta (15,61 persen); sarang burung dengan nilai US$162,3 juta (14,04 persen); hasil hutan bukan kayu lainnya dengan nilai US$105,0 juta (9,09 persen); buah-buahan tahunan dengan nilai US$98,1 juta (8,49 persen); rumput laut dan ganggang lainnya dengan nilai US$80,8 juta (7,00 persen); ikan segar/dingin hasil tangkap dengan nilai US$27,0 juta (7,00 persen); kepiting dengan nilai US$26,9 juta (2,33 persen); lada putih dengan nilai US$24,2 juta (2,09 persen); dan tembakau dengan nilai US$23,4 juta (2,02 persen).

Tabel 3 berisi perkembangan ekspor komoditas industri pengolahan. Pada Januari–Maret 2022, sepuluh komoditas andalan industri pengolahan adalah besi/baja dengan nilai U$6.833,1 juta (13,53 persen); minyak kelapa sawit dengan nilai US$6.674,8 juta (13,21 persen); pakaian jadi (konveksi) dari tekstil dengan nilai US$2.198,3 juta (4,35 persen); kimia dasar organik yang bersumber dari hasil pertanian dengan nilai US$2.080,4 juta (4,12 persen); peralatan listrik dengan nilai US$1.945,2 juta (3,85 persen); barang perhiasan dan barang berharga dengan nilai US$1.767,5 juta (3,50 persen); sepatu olahraga dengan nilai US$1.553,7 juta (3,08 persen); kendaraan bermotor roda empat atau lebih dengan nilai US$1.265,3 juta (2,50 persen); karet remah (*crumb rubber*) dengan nilai US$959,2 juta (1,90 persen); dan bubur kertas (pulp) dengan nilai US$898,4 juta (1,78 persen).

Tabel 4 berisi perkembangan ekspor komoditas pertambangan dan Tabel 5 berisi perkembangan ekspor menurut komoditas lainnya seperti barang bukan logam daur ulang dan rongsokan kapal. Pada Januari–Maret 2022, komoditas andalan sektor pertambangan adalah batu bara dengan nilai US$7.588,0 juta (67,90 persen) dan bijih tembaga dengan nilai

https://www.bps.go.id

US$2.126,4 juta (19,03 persen). Ekspor batu bara naik 70,61 persen dibanding periode yang sama tahun sebelumnya, demikian juga ekspor bijih tembaga naik 181,95 persen.

Secara garis besar perkembangan ekspor nonmigas selama ini lebih banyak bertumpu pada 15 komoditas utama (ringkasan disajikan pada Tabel B yang diurutkan menurut nilai ekspor nonmigas). Lima belas komoditas tersebut pada Januari–Maret 2022 menyumbang sekitar 61,45 persen dari ekspor nonmigas.

Nilai ekspor batu bara pada Januari–Maret 2022 naik US$3.140,4 juta dari tahun sebelumnya, sehingga komoditas ini menyumbang sekitar 12,07 persen ekspor nonmigas nasional. Selanjutnya nilai ekspor besi/baja berada pada posisi kedua, nilai ekspornya pada Januari–Maret 2022 naik US$3118,9 juta menjadi US$6.833,1 juta.

Sejalan dengan besi/baja, pada Januari–Maret 2022 nilai ekspor minyak kelapa sawit meningkat sebesar US$507,5 juta atau 8,23 persen dibanding tahun sebelumnya. Nilai ekspor pakaian jadi (konveksi) dari tekstil naik 33,95 persen, demikian juga bijih tembaga naik 181,95 persen.

Pada Januari–Maret 2022, nilai ekspor komoditas kimia dasar organik yang bersumber dari hasil pertanian mengalami peningkatan sekitar US$700,7 juta (50,79 persen) dibanding periode tahun sebelumnya dan peranannya mencapai 3,31 persen terhadap total ekspor nonmigas. Nilai ekspor peralatan listrik naik US$425,8 juta (28,03 persen) dibanding Januari–Maret 2021 dan peranannya mencapai 3,10 persen.

Nilai ekspor barang perhiasan dan barang berharga pada Januari–Maret 2022 peranannya mencapai 2,81 persen dari keseluruhan ekspor nonmigas, sedangkan nilai ekspor sepatu olahraga pada Januari–Maret 2022 peranannya mencapai 2,47 persen dari keseluruhan ekspor nonmigas.

Nilai ekspor kendaraan bermotor roda empat atau lebih naik US$253,6 juta dibanding tahun sebelumnya dan peranannya mencapai 2,01 persen dari ekspor nonmigas, sedangkan nilai ekspor lignit pada Januari–Maret 2022 naik 29,42 persen dibanding tahun lalu dan peranannya mencapai 1,80 persen. Nilai ekspor karet remah (*crumb rubber*) turun US$29,4 juta dibanding tahun sebelumnya dan peranannya terhadap ekspor nonmigas adalah 1,53 persen. Nilai ekspor nikel naik US$689,7 juta dan peranannya mencapai 1,43 persen. Nilai ekspor

https://www.bps.go.id

tembaga naik US$192,5 juta menjadi US$803,0 juta, demikian juga nilai ekspor bubur kertas (pulp) naik US$90,4 juta menjadi US$795,2 juta.

Tabel B. Ekspor Utama Komoditas Nonmigas
Januari–Maret 2020 dan 2021

Komoditas	Nilai FOB (juta US$)		Perubahan		% Peran 2021(Thd Nonmigas)
	2020	2021	Absolut	Persen	
(1)	(2)	(3)	(4)	(5)	(6)
Batu Bara	4.447,6	7.588,0	3.140,4	70,61	12,07
Besi/Baja	3.714,2	6.833,1	3.118,9	83,97	10,87
Minyak Kelapa Sawit	6.167,3	6.674,8	507,5	8,23	10,62
Pakaian Jadi (Konveksi) dari Tekstil	1.641,1	2.198,3	557,2	33,95	3,50
Bijih Tembaga	754,2	2.126,4	1.372,2	181,95	3,38
Kimia Dasar Organik yang Bersumber dari Hasil Pertanian	1.379,7	2.080,4	700,7	50,79	3,31
Peralatan Listrik	1.519,4	1.945,2	425,8	28,03	3,10
Barang Perhiasan dan Barang Berharga	352,4	1.767,5	1.415,1	401,55	2,81
Sepatu Olahraga	1.006,7	1.553,7	547,0	54,34	2,47
Kendaraan Bermotor Roda 4 atau Lebih	1.011,7	1.265,3	253,6	25,07	2,01
Lignit	874,4	1.131,6	257,2	29,42	1,80
Karet Remah (*Crumb Rubber*)	988,6	959,2	-29,4	-2,97	1,53
Nikel	208,7	898,4	689,7	330,43	1,43
Tembaga	610,5	803,0	192,5	31,52	1,28
Bubur Kertas/Pulp	704,8	795,2	90,4	12,82	1,27
Total Komoditas Utama	**25.381,2**	**38.620,0**	**13.238,8**	**52,16**	**61,45**

Sumber: Dokumen PEB dan Non-PEB, diolah

https://www.bps.go.id

Tabel 6 berisi perkembangan ekspor menurut komoditas dan negara tujuan. Menurut negara tujuan ekspor (Tabel C), pada Maret 2022 ekspor migas yang ditujukan ke kawasan Asia Timur tercatat US$578,2 juta, naik 114,16 persen jika dibandingkan tahun lalu. Hal ini sejalan dengan ekspor ke Jepang yang naik 287,92 persen, sedangkan ke Tiongkok turun 40,72 persen. Ekspor ke Asia Selatan dan Tenggara tercatat US$820,2 juta, naik 42,70 persen dibanding tahun 2021 yang disebabkan oleh peningkatan ekspor ke Thailand dengan persentase peningkatan 65,06 persen, Singapura dengan persentase peningkatan 52,96 persen dan Filipina dengan

persentase peningkatan 847,86 persen. Sedangkan ekspor ke Malaysia mengalami penurunan dengan persentase penurunan 54,10 persen

Tabel C. Perkembangan Ekspor Migas & Nonmigas Indonesia Menurut Negara Tujuan, Maret 2021 dan Maret 2022 (Juta US$)

Kawasan Negara Tujuan Ekspor	Migas			Nonmigas		
	Maret 2021	Maret 2022	Perub (%)	Maret 2021	Maret 2022	Perub (%)
(1)	(2)	(3)	(4)	(5)	(6)	(7)
Asia Timur	**270,0**	**578,2**	**114,16**	**6.149,4**	**9.271,9**	**50,78**
- Jepang	62,5	242,6	287,92	1.380,4	1.846,0	33,73
- Tiongkok	138,5	82,1	-40,72	3.724,8	5.479,7	47,12
Asia Selatan & Tenggara	**574,8**	**820,2**	**42,70**	**5.339,2**	**7.938,8**	**48,69**
- Thailand	98,2	162,2	65,06	511,6	633,3	23,79
- Singapura	282,3	431,7	52,96	693,0	936,3	35,11
- Filipina	0,1	0,6	847,86	699,9	1.061,1	51,59
- Malaysia	155,7	71,5	-54,10	840,4	1.342,9	59,78
Asia Barat	**0,2**	**0,2**	**-2,24**	**589,8**	**741,4**	**25,69**
Afrika	**0,1**	**0,1**	**130,47**	**668,0**	**664,1**	**-0,58**
Australia & Oseania	**56,1**	**6,2**	**-88,99**	**282,5**	**370,9**	**31,32**
Amerika Utara	**0,0**	**0,0**	**-100,00**	**2.168,3**	**2.945,7**	**35,85**
- Amerika Serikat	0,0	0,0	-100,00	2.070,2	2.831,4	36,77
Amerika Tengah & Selatan	**0,0**	**0,1**	**-**	**401,9**	**463,4**	**15,31**
Eropa Barat	**6,6**	**0,1**	**-98,79**	**1.545,3**	**2.450,2**	**58,56**
Eropa Timur	**0,2**	**0,0**	**-100,00**	**302,1**	**246,0**	**-18,59**
Total Ekspor	**907,9**	**1.405,1**	**54,75**	**17.446,5**	**25.092,4**	**43,83**

Sumber: Dokumen PEB dan Non-PEB, diolah

https://www.bps.go.id

Dari Tabel C terlihat bahwa total ekspor migas pada Maret 2022 menunjukkan peningkatan 54,75 persen dan nilainya mencapai US$1.405,1 juta. Pada kelompok nonmigas nilai ekspor Maret 2022 meningkat 43,83 persen dan nilai ekspornya menjadi US$25.092,4 juta. Peningkatan nilai ekspor nonmigas terbesar terjadi ke Tiongkok yaitu US$1.755,0 juta (47,12 persen).

Menurut kelompok negara ekonomi, nilai ekspor pada Januari–Maret 2022 ke kelompok negara APEC adalah yang terbesar dan mencapai US$47.434,7 juta atau 71,71 persen dari total ekspor. Nilai ekspor ke ASEAN dan NAFTA berturut-turut US$13.676,2 juta (20,68 persen) dan

US$8.497,2 juta (12,85 persen). Sementara nilai ekspor ke Uni Eropa sebesar US$5.168,5 juta (7,81 persen) dan ke Timur Tengah sebesar US$1.970,1 juta (2,98 persen).

Jika dibandingkan dengan Januari–Maret 2020, nilai ekspor ke negara-negara APEC selama Januari–Maret 2022 naik 32,72 persen. Peningkatan ini terdiri dari peningkatan ekspor ke ASEAN 24,21 persen, NAFTA naik 38,56 persen, dan Jepang naik 36,33 persen, demikian juga ekspor ke Korea Selatan naik 76,02 persen.

Nilai ekspor pada Maret 2022 ke tujuh negara tujuan utama yaitu Jepang, Korea Selatan, Taiwan, Tiongkok, Singapura, Amerika Serikat dan Jerman mencapai US$14.068,4 juta atau sekitar 53,09 persen dari total ekspor. Dibandingkan bulan yang sama tahun sebelumnya nilai ini naik US$4.482,3 juta atau 46,76 persen.

https://www.bps.go.id

Gambar 5. Ekspor Indonesia Menurut Negara Tujuan Utama Maret 2021 dan 2022

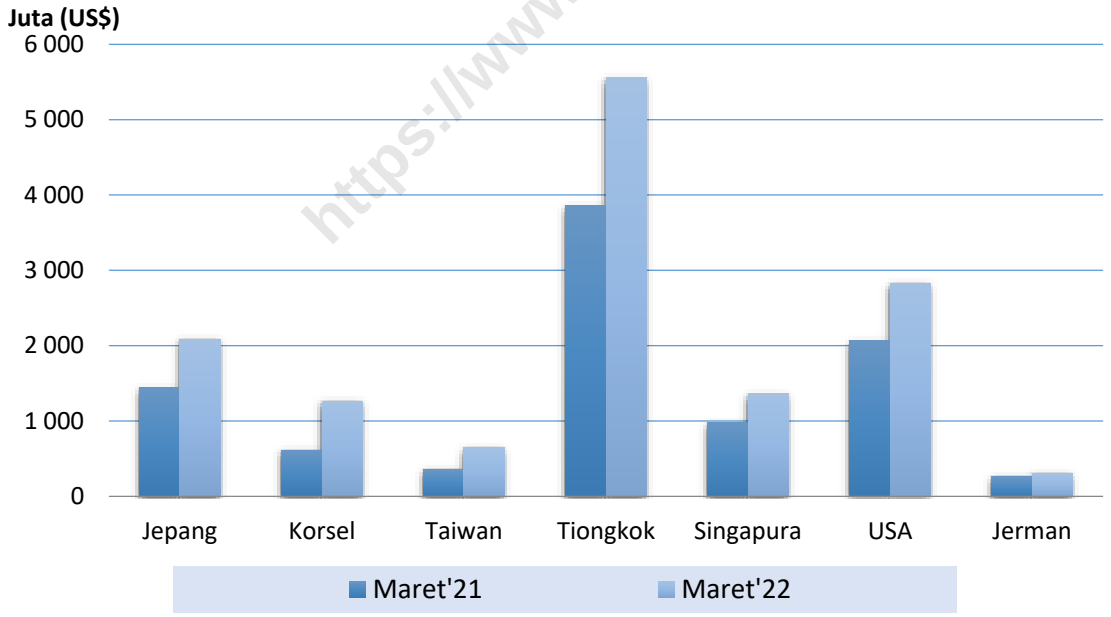

Sumber: Dokumen PEB dan Non-PEB, diolah

Selain tujuh negara tujuan utama tersebut, beberapa negara tujuan lain yang membeli produk nasional di atas US$100,0 juta pada Maret 2022 adalah Malaysia, Australia dan Vietnam. Nilai

ekspor ke tiga negara tersebut berturut-turut US$1.414,3 juta, US$271,7 juta, dan US$799,2 juta. Sedangkan negara tujuan ekspor dari kawasan Eropa diantaranya adalah Belanda dan Jerman dengan nilai ekspor masing-masing US$477,0 juta dan US$307,5 juta. Perbandingan nilai ekspor Maret 2021 dan 2022 ke beberapa negara tujuan utama disajikan pada Gambar 5.

https://www.bps.go.id

TABEL 1. RINGKASAN PERKEMBANGAN EKSPOR INDONESIA
JANUARI - MARET 2021 DAN 2022

KOMODITI	BERAT BERSIH (RIBU TON)		PERUB	NILAI FOB (JUTA US$)		PERUB
	JAN-MAR 2021	JAN-MAR 2022	%	JAN-MAR 2021	JAN-MAR 2022	%
(1)	(2)	(3)	(4)	(5)	(6)	(7)
TOTAL EKSPOR	**150.778,7**	**132.815,9**	**-11,91**	**48.904,3**	**66.144,1**	**35,25**
MIGAS	**7.247,3**	**5.565,0**	**-23,21**	**2.652,4**	**3.301,1**	**24,46**
MINYAK MENTAH	2.320,8	403,9	-82,60	921,8	278,4	-69,79
HASIL MINYAK	871,6	1.461,6	67,69	393,0	1.041,6	165,04
GAS	4.054,9	3.699,5	-8,76	1.337,6	1.981,1	48,11
NON MIGAS	**143.531,4**	**127.250,9**	**-11,34**	**46.251,9**	**62.843,0**	**35,87**
PERTANIAN	1.561,8	1.623,6	3,96	1.044,2	1.155,4	10,65
INDUSTRI PENGOLAHAN	28.910,7	26.437,1	-8,56	38.952,5	50.512,9	29,68
PERTAMBANGAN	113.056,8	99.187,1	-12,27	6.253,6	11.172,9	78,66
LAINNYA	2,1	3,1	47,62	1,6	1,8	12,50

TABEL 2. PERKEMBANGAN EKSPOR KOMODITI PERTANIAN
JANUARI - MARET 2021 DAN 2022

KOMODITI	BERAT BERSIH (TON)		PERUB	NILAI FOB (RIBU US$)		PERUB
	JAN-MAR 2021	JAN-MAR 2022	%	JAN-MAR 2021	JAN-MAR 2022	%
(1)	(2)	(3)	(4)	(5)	(6)	(7)
TOTAL PERTANIAN	**1.561.795,8**	**1.623.605,3**	**3,96**	**1.044.233,9**	**1.155.447,5**	**10,65**
PERTANIAN TANAMAN SEMUSIM	17.600,6	27.563,4	56,60	26.101,1	42.300,7	62,06
SAYUR-SAYURAN	6.530,2	14.910,8	128,34	7.541,9	9.372,5	24,27
TEMBAKAU	1.137,6	2.926,4	157,24	8.658,1	23.374,8	169,98
JAGUNG	819,3	445,4	-45,64	1.313,9	880,6	-32,98
BUNGA	210,6	324,6	54,13	1.139,3	728,6	-36,05
BIJI-BIJIAN	1.141,9	1.875,6	64,25	955,8	908,7	-4,93
TANAMAN BERSERAT	3.410,9	3.573,8	4,78	2.809,1	4.211,6	49,93
KACANG TANAH	428,7	174,8	-59,23	812,2	407,9	-49,78
UMBI-UMBIAN	3.032,9	2.720,8	-10,29	1.767,6	1.310,9	-25,84
BIBIT BUNGA	0,2	0,1	-50,00	632,7	516,9	-18,30
BUAH-BUAHAN SEMUSIM	22,4	8,7	-61,16	14,4	4,9	-65,97
TANAMAN SEMUSIM LAINNYA	865,8	602,4	-30,42	456,2	583,3	27,86
PERTANIAN TANAMAN TAHUNAN	452.435,1	434.990,2	-3,86	581.136,7	617.369,0	6,23
KOPI	93.846,8	93.608,7	-0,25	192.736,6	260.401,4	35,11
TANAMAN OBAT, AROMATIK, DAN REMPAH-REMPAH	92.305,5	75.501,6	-18,20	202.703,7	181.095,4	-10,66
LADA HITAM	4.191,1	4.577,7	9,22	11.134,6	15.641,1	40,47
LADA PUTIH	6.499,4	3.822,6	-41,19	23.035,2	24.166,0	4,91
BIJI KAKAO	3.608,2	4.633,3	28,41	9.165,4	13.190,8	43,92
CENGKEH	7.581,9	3.228,9	-57,41	30.287,8	18.814,7	-37,88
LADA LAINNYA	760,2	511,2	-32,75	4.301,0	2.358,0	-45,18
TEH	1.184,7	1.240,1	4,68	2.485,1	2.353,8	-5,28
KARET ALAM	525,5	573,7	9,17	1.097,5	1.082,5	-1,37
TANAMAN TAHUNAN LAINNYA	47,4	18,6	-60,76	249,0	202,6	-18,63
BUAH-BUAHAN TAHUNAN	241.884,5	247.274,0	2,23	103.940,8	98.062,7	-5,66
PERTANIAN TANAMAN HIAS DAN PENGEMBANGBIAKAN TAN/	1.460,7	1.379,0	-5,59	3.720,9	5.261,9	41,41
TANAMAN HIAS	448,5	442,9	-1,25	491,6	674,9	37,29
TANAMAN HORTIKULTURA LAINNYA	1.012,2	936,1	-7,52	3.229,3	4.587,0	42,04
PETERNAKAN	7.299,3	6.303,6	-13,64	177.579,2	176.686,8	-0,50
SARANG BURUNG	494,2	297,2	-39,86	160.932,8	162.255,4	0,82
BABI	6.523,6	5.742,8	-11,97	15.047,9	11.966,6	-20,48
REPTIL	42,9	43,5	1,40	836,0	794,4	-4,98
TERNAK LAINNYA	238,6	220,2	-7,71	762,5	1.670,4	119,07
PERBURUAN, PENANGKAPAN DAN PENANGKARAN SATWA L	1,0	0,3	-70,00	295,5	114,7	-61,18
SATWA LIAR	1,0	0,3	-70,00	295,5	114,7	-61,18
PENGUSAHAAN HUTAN	1.218,4	985,2	-19,14	4.306,9	4.193,7	-2,63
GAHARU	328,9	406,0	23,44	3.478,7	3.579,9	2,91
BAMBU	840,2	559,4	-33,42	707,9	459,1	-35,15
HASIL HUTAN LAINNYA	49,3	19,9	-59,63	120,4	154,7	28,49
PENEBANGAN DAN PEMUNGUTAN KAYU	81,3	183,7	125,95	8,7	88,2	913,79
KAYU BAKAR	81,3	183,7	125,95	8,7	88,1	912,64
KAYU LAINNYA	0,0	0,0	-	0,0	0,1	-

https://www.bps.go.id

TABEL 2. PERKEMBANGAN EKSPOR KOMODITI PERTANIAN
JANUARI - MARET 2021 DAN 2022

KOMODITI	BERAT BERSIH (TON)		PERUB	NILAI FOB (RIBU US$)		PERUB
	JAN-MAR 2021	JAN-MAR 2022	%	JAN-MAR 2021	JAN-MAR 2022	%
(1)	(2)	(3)	(4)	(5)	(6)	(7)
PEMUNGUTAN HASIL HUTAN BUKAN KAYU	1.011.844,0	1.082.318,5	6,96	112.930,1	123.312,7	9,19
GETAH KARET DAN SEJENISNYA	12.127,2	12.118,5	-0,07	16.173,9	18.059,1	11,66
BAHAN ANYAMAN SELAIN BAMBU DAN ROTAN	17,9	62,7	250,28	131,8	216,4	64,19
HASIL HUTAN BUKAN KAYU LAINNYA	999.698,9	1.070.137,3	7,05	96.624,4	105.037,2	8,71
PERIKANAN TANGKAP	23.078,6	21.699,6	-5,98	67.811,1	76.343,2	12,58
IKAN SEGAR / DINGIN HASIL TANGKAP	15.611,9	13.125,6	-15,93	33.852,0	27.034,0	-20,14
UDANG HASIL TANGKAP	790,1	532,6	-32,59	6.054,6	7.623,8	25,92
IKAN HIDUP HASIL TANGKAP	609,0	388,1	-36,27	6.100,5	4.849,7	-20,50
KEPITING	3.473,0	4.280,7	23,26	13.905,9	26.888,4	93,36
MOLUSKA	1.218,3	1.606,4	31,86	2.811,9	3.671,6	30,57
KULIT KERANG DAN LAIN-LAIN	1.347,2	1.739,9	29,15	4.776,8	5.836,0	22,17
INVERTEBRATA AIR LAINNYA	29,2	26,3	-9,93	309,5	439,8	42,10
PERIKANAN BUDIDAYA	46.776,9	48.181,8	3,00	70.343,7	109.776,7	56,06
RUMPUT LAUT DAN GANGGANG LAINNYA	44.370,2	45.221,2	1,92	43.094,5	80.847,6	87,61
IKAN HIDUP HASIL BUDIDAYA	951,2	1.605,4	68,78	9.161,8	11.090,8	21,05
MUTIARA HASIL BUDIDAYA	2,1	1,6	-23,81	12.050,0	9.311,8	-22,72
UDANG HASIL BUDIDAYA	1.451,4	1.351,2	-6,90	6.035,7	8.523,3	41,21
IKAN SEGAR / DINGIN HASIL BUDIDAYA	2,0	2,4	20,00	1,7	3,2	88,24

https://www.bps.go.id

TABEL 3. PERKEMBANGAN EKSPOR KOMODITI INDUSTRI PENGOLAHAN
JANUARI - MARET 2021 DAN 2022

KOMODITI	BERAT BERSIH (TON)		PERUB	NILAI FOB (RIBU US$)		PERUB
	JAN-MAR 2021	JAN-MAR 2022	%	JAN-MAR 2021	JAN-MAR 2022	%
(1)	(2)	(3)	(4)	(5)	(6)	(7)
TOTAL INDUSTRI PENGOLAHAN	**28.910.683,9**	**26.437.121,6**	**-8,56**	**38.952.496,9**	**50.512.856,8**	**29,68**
INDUSTRI MAKANAN	9.622.328,9	8.315.372,2	-13,58	9.667.260,8	10.917.592,5	12,93
MINYAK KELAPA SAWIT	6.463.351,6	4.960.354,8	-23,25	6.167.278,2	6.674.782,7	8,23
MINYAK KELAPA	148.232,4	162.269,5	9,47	214.293,3	315.576,1	47,26
UDANG DIBEKUKAN	41.326,7	43.637,4	5,59	356.175,2	415.226,3	16,58
MENTEGA, LEMAK DAN MINYAK KAKAO	33.768,7	34.650,0	2,61	169.696,8	145.445,2	-14,29
MARGARIN	299.176,5	320.619,7	7,17	299.673,7	401.019,8	33,82
BIOTA AIR LAINNYA DIOLAH ATAU DIAWETKAN	21.343,9	24.145,9	13,13	205.757,9	254.484,3	23,68
OLAHAN KOPI DAN TEH	65.569,7	61.822,5	-5,71	194.581,5	178.235,5	-8,40
IKAN DIBEKUKAN	62.321,7	42.778,0	-31,36	117.534,4	94.614,9	-19,50
BUNGKIL DAN RESIDU	1.301.839,6	1.410.749,6	8,37	261.287,9	372.252,0	42,47
ROTI DAN KUE	66.648,3	78.998,8	18,53	152.722,2	190.129,8	24,49
IKAN DIOLAH ATAU DIAWETKAN	22.900,4	23.377,5	2,08	84.932,4	93.086,4	9,60
PASTA KAKAO	14.363,2	14.340,8	-0,16	33.439,7	40.503,9	21,13
FILLET IKAN DIBEKUKAN	19.717,2	21.965,1	11,40	119.299,9	155.104,2	30,01
BUAH DAN SAYUR YANG DIKERINGKAN	40.659,6	33.631,7	-17,28	71.440,8	60.049,4	-15,95
BUAH DAN SAYUR DIOLAH ATAU DIAWETKAN	53.855,8	63.039,3	17,05	69.920,9	79.012,7	13,00
BIOTA AIR LAINNYA DIBEKUKAN	34.583,1	35.439,2	2,48	125.857,8	145.661,7	15,74
MAKARONI, MIE DAN PRODUK SEJENISNYA	44.148,0	44.955,1	1,83	70.298,6	77.582,6	10,36
MINYAK MAKAN DAN LEMAK NABATI	153.041,3	186.035,4	21,56	165.081,5	283.011,1	71,44
MAKANAN DARI COKELAT DAN KEMBANG GULA	17.913,8	19.426,7	8,45	46.838,2	53.018,5	13,19
BUBUK KAKAO	29.706,6	26.015,6	-12,42	61.177,7	64.866,1	6,03
SEREALIA YANG DIGILING ATAU DIBERSIHKAN	136.352,6	189.582,9	39,04	31.756,4	44.012,4	38,59
KEPITING DIOLAH ATAU DIAWETKAN	2.217,5	2.864,9	29,20	53.096,3	102.264,4	92,60
IKAN DIGARAMI ATAU DIKERINGKAN	1.976,4	2.268,5	14,78	13.063,7	18.913,3	44,78
KAYU MANIS BUBUK	4.452,3	2.790,8	-37,32	20.073,6	12.967,5	-35,40
TETES PEMURNIAN GULA	69.325,6	90.817,3	31,00	10.809,8	16.486,2	52,51
JUS BUAH DAN SAYURAN	7.800,9	8.450,9	8,33	12.715,3	15.391,3	21,05
GLUKOSA DAN SEJENISNYA	13.538,7	18.298,6	35,16	19.620,7	21.427,6	9,21
BUAH DAN SAYUR BEKU	4.590,5	2.857,9	-37,74	7.529,7	4.473,8	-40,58
KERUPUK, KERIPIK, PEYEK DAN SEJENISNYA	3.966,3	3.497,4	-11,82	9.723,8	8.651,4	-11,03
TEPUNG TERIGU	13.972,3	15.579,4	11,50	5.639,9	8.007,6	41,98

TABEL 3. PERKEMBANGAN EKSPOR KOMODITI INDUSTRI PENGOLAHAN
JANUARI - MARET 2021 DAN 2022

KOMODITI	BERAT BERSIH (TON)		PERUB	NILAI FOB (RIBU US$)		PERUB
	JAN-MAR 2021	JAN-MAR 2022	%	JAN-MAR 2021	JAN-MAR 2022	%
(1)	(2)	(3)	(4)	(5)	(6)	(7)
KARAGINAN	2.853,7	3.261,0	14,27	18.025,0	29.456,4	63,42
BIJI PALA, BUNGA PALA DAN KAPULAGA BUBUK	817,7	1.190,3	45,57	7.633,9	10.848,3	42,11
KOPRA	12.915,7	7.227,3	-44,04	15.071,0	8.120,9	-46,12
TEPUNG IKAN & BIOTA AIR LAYAK KONSUMSI	36,8	47,3	28,53	308,4	399,8	29,64
MINYAK MAKAN DAN LEMAK NABATI DAN HEWANI LAINN	66.740,1	63.707,9	-4,54	55.226,0	71.604,8	29,66
LADA BUBUK	651,2	782,3	20,13	2.689,2	3.823,5	42,18
MAKANAN HEWAN	35.050,9	24.367,6	-30,48	26.340,7	24.094,9	-8,53
DAGING TERNAK	322,1	357,8	11,08	1.698,9	2.424,4	42,70
ES KRIM	4.961,2	6.038,0	21,70	9.984,7	12.247,5	22,66
OLAHAN SUSU BUBUK DAN SUSU KENTAL	1.451,6	1.440,6	-0,76	3.949,1	5.086,5	28,80
FILLET IKAN SEGAR ATAU DINGIN	534,7	344,0	-35,66	5.313,5	4.703,7	-11,48
KEPITING DIBEKUKAN	204,4	339,8	66,24	1.863,4	3.627,2	94,65
OLAHAN PRODUK SUSU LAINNYA	6.732,9	5.754,1	-14,54	8.595,5	9.591,8	11,59
KECAP	3.698,1	3.880,3	4,93	5.593,1	5.874,2	5,03
BIOTA AIR LAINNYA DIKERINGKAN/DIASINKAN/DIASAPI	2.360,6	1.935,5	-18,01	3.624,2	8.958,7	147,19
BUAH DAN SAYUR YANG DIASINKAN ATAU DIMANISKAN	904,9	900,9	-0,44	2.748,6	3.260,3	18,62
MAKANAN BAYI	4.005,7	4.754,7	18,70	12.891,1	17.754,1	37,72
OLAHAN SUSU SEGAR DAN KRIM	1.936,2	2.232,5	15,30	2.352,3	2.856,7	21,44
HERBAL	1.371,9	1.345,5	-1,92	15.071,0	15.088,3	0,11
SAUS	2.401,6	2.304,6	-4,04	4.126,0	3.890,0	-5,72
TEPUNG SEREALIA LAINNYA	4.399,6	5.543,5	26,00	8.797,4	10.688,9	21,50
AGAR-AGAR	204,4	234,0	14,48	2.941,0	3.584,7	21,89
PATI UBI KAYU	103.941,7	3.023,3	-97,09	42.918,4	2.704,3	-93,70
MAKANAN OLAHAN LAINNYA	171.169,8	229.098,6	33,84	238.180,8	310.644,1	30,42
INDUSTRI MINUMAN	45.156,7	58.560,1	29,68	17.561,8	22.100,3	25,84
MINUMAN RINGAN	19.509,3	25.158,9	28,96	13.000,5	15.946,0	22,66
MINUMAN BERALKOHOL	1.609,4	2.900,4	80,22	1.263,3	2.540,3	101,08
AIR MINUM DAN AIR MINERAL	24.038,0	30.500,8	26,89	3.298,0	3.614,0	9,58
INDUSTRI PENGOLAHAN TEMBAKAU	30.296,9	32.503,4	7,28	269.036,7	285.902,6	6,27
ROKOK KRETEK	23.695,2	21.727,1	-8,31	195.534,6	197.961,3	1,24
TEMBAKAU OLAHAN	5.578,4	9.985,7	79,01	51.960,5	72.028,6	38,62
ROKOK DAN CERUTU LAINNYA	1.023,3	790,6	-22,74	21.541,6	15.912,7	-26,13
INDUSTRI TEKSTIL	468.867,0	447.482,1	-4,56	1.064.672,9	1.253.642,6	17,75
BENANG PINTAL	180.899,7	148.138,6	-18,11	420.455,5	484.951,1	15,34
KAIN TENUNAN	27.688,0	30.553,6	10,35	154.243,7	183.231,7	18,79
SERAT STAPEL BUATAN	155.308,8	166.076,8	6,93	214.390,3	283.030,0	32,02
SERAT/BENANG/STRIP FILAMEN BUATAN	48.751,2	43.511,8	-10,75	84.252,4	96.092,3	14,05
KAIN RAJUTAN	5.442,0	5.225,4	-3,98	30.960,3	34.810,8	12,44
KAIN SULAMAN/BORDIR	53,2	36,9	-30,64	614,9	688,3	11,94
SERAT TEKSTIL	15.602,1	19.574,0	25,46	10.157,6	12.329,7	21,38
SUTRA	39,5	8,8	-77,72	49,4	35,8	-27,53
BARANG TEKSTIL LAINNYA	35.082,5	34.356,2	-2,07	149.548,9	158.472,9	5,97
INDUSTRI PAKAIAN JADI	96.853,1	114.588,9	18,31	1.948.944,7	2.601.285,1	33,47
PAKAIAN JADI (KONVEKSI) DARI TEKSTIL	77.992,1	93.674,1	20,11	1.641.139,3	2.198.323,7	33,95
PAKAIAN JADI RAJUTAN	12.394,8	14.222,9	14,75	227.012,4	291.380,9	28,35
PERLENGKAPAN PAKAIAN DARI TEKSTIL	4.376,6	4.175,9	-4,59	48.560,7	69.852,3	43,85
KAOS KAKI RAJUTAN DAN SEJENISNYA	1.881,0	2.221,5	18,10	23.260,5	29.499,0	26,82
PAKAIAN JADI DAN PERLENGKAPANNYA DARI KULIT	208,6	294,5	41,18	8.971,7	12.229,1	36,31
INDUSTRI KULIT, BARANG DARI KULIT DAN ALAS KAKI	83.998,5	116.991,8	39,28	1.670.812,8	2.338.901,1	39,99
SEPATU OLAHRAGA	49.156,1	74.518,5	51,60	1.006.692,7	1.553.716,0	54,34
SEPATU TEKNIK LAPANGAN/KEPERLUAN INDUSTRI	10.546,4	10.634,3	0,83	215.541,7	219.137,6	1,67
ALAS KAKI UNTUK KEPERLUAN SEHARI-HARI	12.959,7	12.174,8	-6,06	255.252,2	225.187,5	-11,78
BARANG DARI KULIT DAN KULIT BUATAN UNTUK KEPERL	10.003,7	18.421,8	84,15	174.847,7	315.562,2	80,48
KULIT DISAMAK	1.332,6	1.242,4	-6,77	18.478,5	25.297,8	36,90
INDUSTRI KAYU, BARANG DARI KAYU DAN GABUS (TIDAK TE	1.267.947,6	1.477.054,1	16,49	984.713,3	1.281.881,4	30,18
KAYU LAPIS	377.915,2	416.563,9	10,23	345.268,3	534.625,6	54,84
PANEL KAYU LAINNYA	313.999,8	332.557,4	5,91	212.719,0	279.023,2	31,17
KAYU OLAHAN	452.062,1	602.214,3	33,21	195.250,9	196.583,1	0,68
BARANG BANGUNAN DARI KAYU	60.713,6	68.235,0	12,39	122.566,5	145.800,9	18,96
KERAJINAN UKIRAN DARI KAYU BUKAN MEBELLER	7.477,5	9.312,6	24,54	25.164,9	32.326,3	28,46
BARANG ANYAMAN DARI ROTAN DAN BAMBU	4.504,6	5.097,5	13,16	20.402,3	26.458,8	29,69
KAYU GERGAJIAN	15.195,2	14.061,9	-7,46	12.377,1	12.352,5	-0,20
VENEER	29.869,8	21.739,5	-27,22	28.486,9	25.824,1	-9,35
ALAT DAPUR DARI KAYU, ROTAN DAN BAMBU	2.453,8	2.680,7	9,25	7.669,8	8.442,2	10,07
BARANG ANYAMAN DARI TANAMAN BUKAN ROTAN DAN E	1.647,8	2.093,2	27,03	10.317,8	13.888,4	34,61

https://www.bps.go.id

TABEL 3. PERKEMBANGAN EKSPOR KOMODITI INDUSTRI PENGOLAHAN
JANUARI - MARET 2021 DAN 2022

KOMODITI	BERAT BERSIH (TON)		PERUB	NILAI FOB (RIBU US$)		PERUB
	JAN-MAR 2021	JAN-MAR 2022	%	JAN-MAR 2021	JAN-MAR 2022	%
(1)	(2)	(3)	(4)	(5)	(6)	(7)
WADAH DARI KAYU	1.165,5	1.174,8	0,80	1.667,1	1.691,3	1,45
BANGUNAN PRAFABRIKASI DARI KAYU	268,2	317,0	18,20	408,9	594,6	45,41
BARANG DARI KAYU, ROTAN, GABUS LAINNYA	674,5	1.006,2	49,18	2.413,7	4.270,3	76,92
INDUSTRI KERTAS DAN BARANG DARI KERTAS	3.035.192,8	2.788.148,3	-8,14	1.790.316,1	1.896.708,5	5,94
BUBUR KERTAS (PULP)	1.600.073,8	1.520.536,1	-4,97	704.804,8	795.166,8	12,82
KERTAS TISSUE	215.352,3	178.298,6	-17,21	228.380,4	222.992,2	-2,36
KERTAS KHUSUS	104.869,8	80.686,7	-23,06	88.756,6	88.283,7	-0,53
BARANG DARI KERTAS DAN PAPAN KERTAS LAINNYA	44.712,7	50.451,9	12,84	63.184,0	77.212,1	22,20
KERTAS DAN PAPAN KERTAS BERGELOMBANG	276.274,8	184.280,5	-33,30	133.899,2	109.329,0	-18,35
KEMASAN DAN KOTAK DARI KERTAS DAN KARTON	12.531,7	14.145,7	12,88	31.070,5	38.229,2	23,04
KERTAS BUDAYA	5.368,0	10.530,9	96,18	2.207,2	6.818,0	208,90
KERTAS LAINNYA	776.009,6	749.217,9	-3,45	538.013,4	558.677,4	3,84
INDUSTRI PENCETAKAN DAN REPRODUKSI MEDIA REKAMAN	2.015,3	1.087,3	-46,05	12.381,0	7.259,5	-41,37
BARANG HASIL PENCETAKAN UMUM	992,5	889,4	-10,39	5.650,7	5.702,1	0,91
BARANG HASIL PENCETAKAN KHUSUS	1.022,8	197,9	-80,65	6.730,3	1.557,4	-76,86
INDUSTRI PRODUK DARI BATU BARA DAN PENGILANGAN MIN	80.785,7	86.294,9	6,82	14.015,6	27.387,5	95,41
PRODUK DARI BATU BARA	80.784,5	86.293,8	6,82	14.012,0	27.385,2	95,44
PEMBUATAN MINYAK PELUMAS	1,2	1,1	-8,33	3,6	2,3	-36,11
INDUSTRI BAHAN KIMIA DAN BARANG DARI BAHAN KIMIA	5.151.661,2	3.996.890,7	-22,42	4.178.196,7	5.357.445,9	28,22
KIMIA DASAR ORGANIK YANG BERSUMBER DARI HASIL P	1.321.140,1	1.340.952,1	1,50	1.379.678,9	2.080.356,2	50,79
SABUN DAN BAHAN PEMBERSIH KEPERLUAN RUMAH	475.976,1	467.335,9	-1,82	419.160,4	551.962,0	31,68
DAMAR BUATAN (RESIN SINTETIS) DAN BAHAN BAKU	288.657,2	287.513,6	-0,40	285.500,2	352.480,9	23,46
PUPUK	963.338,4	720.812,9	-25,18	293.654,1	540.101,0	83,92
KIMIA DASAR ORGANIK YANG BERSUMBER DARI MINYAK	1.314.016,6	404.398,4	-69,22	768.015,6	413.003,9	-46,22
KIMIA DASAR ORGANIK LAINNYA	255.308,5	275.017,4	7,72	241.904,5	448.022,9	85,21
BARANG KIMIA LAINNYA	183.591,0	211.926,2	15,43	209.136,7	357.559,1	70,97
MINYAK ATSIRI	17.422,9	13.066,8	-25,00	121.598,1	112.019,1	-7,88
KIMIA DASAR ORGANIK YANG MENGHASILKAN BAHAN KII	45.871,7	45.394,7	-1,04	80.474,5	93.884,1	16,66
PEMBERANTAS HAMA (FORMULASI)	18.399,6	17.753,3	-3,51	90.340,8	119.310,0	32,07
KIMIA DASAR ORGANIK UNTUK BAHAN BAKU ZAT WARNA	8.228,6	10.130,4	23,11	45.268,0	55.545,4	22,70
CAT DAN TINTA CETAK	10.251,3	11.385,7	11,07	42.191,7	40.708,5	-3,52
ARANG KAYU	54.864,1	53.004,7	-3,39	44.138,1	56.626,1	28,29
KARET BUATAN	47.728,4	31.435,8	-34,14	59.504,7	53.425,7	-10,22
PERNIS (TERMASUK MASTIK)	3.730,0	3.389,2	-9,14	11.311,4	12.494,3	10,46
PEREKAT/LEM	3.916,3	3.392,1	-13,39	11.679,0	11.659,2	-0,17
KIMIA DASAR ANORGANIK KHLOR DAN ALKALI	46.190,7	20.300,7	-56,05	9.188,2	11.184,2	21,72
KOREK API	1.859,9	1.125,2	-39,50	2.452,3	1.667,4	-32,01
LAK	1.894,9	1.367,1	-27,85	3.746,3	2.937,0	-21,60
KIMIA DASAR ANORGANIK LAINNYA	89.274,8	77.188,2	-13,54	59.253,0	42.498,9	-28,28
INDUSTRI FARMASI, PRODUK OBAT KIMIA DAN OBAT TRADIS	11.746,3	10.710,7	-8,82	132.588,8	145.098,7	9,44
PRODUK FARMASI	4.224,5	6.072,1	43,74	90.554,8	104.549,5	15,45
BAHAN FARMASI	7.270,5	4.485,6	-38,30	41.071,5	39.391,8	-4,09
SIMPLISIA (BAHAN OBAT TRADISIONAL)	199,2	103,0	-48,29	290,7	331,8	14,14
PRODUK OBAT TRADISIONAL	52,2	49,9	-4,41	671,8	825,5	22,88
INDUSTRI KARET, BARANG DARI KARET DAN PLASTIK	953.752,9	842.327,4	-11,68	2.167.970,6	2.099.452,3	-3,16
KARET ASAP	14.427,5	11.367,9	-21,21	32.744,9	22.234,5	-32,10
KARET REMAH (CRUMB RUBBER)	614.106,8	526.745,6	-14,23	988.584,1	959.231,7	-2,97
KARET REMILLING	2,7	0,0	-100,00	96,1	0,0	-100,00
BAN LUAR DAN BAN DALAM	154.556,6	135.075,4	-12,60	453.073,5	496.057,0	9,49
BARANG PLASTIK LEMBARAN	82.071,0	83.223,0	1,40	204.732,9	233.201,4	13,91
BARANG DARI PLASTIK UNTUK PENGEMASAN	36.434,1	36.525,0	0,25	75.385,9	92.554,3	22,77
BARANG DARI KARET UNTUK KEPERLUAN INDUSTRI	10.207,7	9.186,3	-10,01	36.735,2	36.431,8	-0,83
BARANG PLASTIK LAINNYA	6.690,8	6.023,2	-9,98	51.299,7	46.757,0	-8,86
PIPA PLASTIK DAN PERLENGKAPANNYA	2.899,3	3.626,4	25,08	13.442,2	15.128,5	12,54
BARANG DARI PLASTIK UNTUK BANGUNAN	4.130,8	3.716,0	-10,04	12.863,5	12.461,7	-3,12
PERLENGKAPAN DAN PERALATAN RUMAH TANGGA (TIDA	2.461,4	3.792,9	54,10	15.229,7	23.291,4	52,93
BAN VULKANISIR	930,3	528,1	-43,23	2.540,0	1.781,7	-29,85
BARANG DARI KARET UNTUK KEPERLUAN RUMAH TANG	1.312,1	2.181,8	66,28	8.340,2	14.263,3	71,02
BARANG DARI KARET LAINNYA	23.521,7	20.335,9	-13,54	272.902,8	146.058,0	-46,48
INDUSTRI BARANG GALIAN BUKAN LOGAM	3.944.015,7	2.742.980,9	-30,45	314.081,2	321.241,6	2,28
KACA	137.341,3	128.944,1	-6,11	75.156,5	82.392,4	9,63
KERAMIK	73.457,5	95.885,2	30,53	82.016,6	96.574,3	17,75
SEMEN	3.669.249,3	2.452.194,0	-33,17	117.454,2	98.357,2	-16,26
BARANG DARI BATU UNTUK KEPERLUAN RUMAH TANGG	12.423,7	12.407,9	-0,13	13.886,6	14.523,8	4,59
BARANG DARI SEMEN DAN KAPUR UNTUK KONSTRUKSI	10.122,3	8.583,1	-15,21	5.443,6	7.101,7	30,46
BARANG GALIAN BUKAN LOGAM LAINNYA	1.787,0	1.846,5	3,33	4.124,7	5.461,2	32,40

https://www.bps.go.id

TABEL 3. PERKEMBANGAN EKSPOR KOMODITI INDUSTRI PENGOLAHAN
JANUARI - MARET 2021 DAN 2022

KOMODITI	BERAT BERSIH (TON)		PERUB	NILAI FOB (RIBU US$)		PERUB
	JAN-MAR 2021	JAN-MAR 2022	%	JAN-MAR 2021	JAN-MAR 2022	%
(1)	(2)	(3)	(4)	(5)	(6)	(7)
BARANG DARI SEMEN, KAPUR, GIPS DAN ASBES LAINNY/	20.941,7	24.837,6	18,60	4.331,7	5.526,3	27,58
BARANG DARI MARMER, GRANIT DAN BATU LAINNYA	5.051,4	4.568,7	-9,56	3.645,8	3.705,3	1,63
BARANG TAHAN API DARI TANAH LIAT/KERAMIK LAINNYA	1.816,6	1.410,2	-22,37	2.783,6	1.832,3	-34,18
BARANG DARI MARMER DAN GRANIT UNTUK KEPERLUAN	866,7	604,4	-30,26	1.146,5	853,9	-25,52
BARANG DARI GIPS UNTUK KONSTRUKSI	7.636,9	8.070,0	5,67	1.332,1	1.390,1	4,35
ALAT-ALAT LABORATORIUM, FARMASI DAN KESEHATAN I	113,9	144,9	27,22	1.491,7	1.999,2	34,02
KAPUR	0,0	3,0	-	0,0	2,6	-
BARANG BUKAN LOGAM LAINNYA	3.207,3	3.481,2	8,54	1.267,5	1.521,3	20,02
INDUSTRI LOGAM DASAR	3.174.102,3	4.389.696,6	38,30	5.869.239,6	10.280.514,9	75,16
BESI/BAJA	2.766.701,7	3.667.258,2	32,55	3.714.238,9	6.833.063,2	83,97
LOGAM DASAR MULIA	467,0	468,3	0,28	772.580,1	672.336,4	-12,98
TEMBAGA	78.403,5	89.069,7	13,60	610.498,8	802.954,6	31,52
TIMAH	14.239,6	14.749,6	3,58	348.763,4	632.919,9	81,48
NIKEL	18.668,3	115.522,8	518,82	208.717,6	898.387,9	330,43
ALUMUNIUM	47.417,4	52.508,1	10,74	122.994,6	176.065,2	43,15
LOGAM DASAR BUKAN BESI	244.622,9	446.324,7	82,45	83.355,5	254.697,5	205,56
SENG	3.582,0	3.795,3	5,95	8.090,7	10.090,2	24,71
INDUSTRI BARANG LOGAM, BUKAN MESIN DAN PERALATAN	109.647,5	113.686,3	3,68	329.586,2	410.537,2	24,56
BARANG DARI KAWAT	37.351,1	36.903,0	-1,20	67.727,9	78.756,0	16,28
KONSTRUKSI BERAT SIAP PASANG DARI BAJA	13.447,0	17.600,1	30,88	19.942,4	51.495,7	158,22
BARANG DARI LOGAM SIAP PASANG UNTUK KONSTRUKS	16.048,1	19.388,7	20,82	45.723,0	72.511,4	58,59
ALAT POTONG DAN PERKAKAS TANGAN PERTUKANGAN	3.081,5	2.770,6	-10,09	32.097,3	28.111,6	-12,42
PAKU, MUR DAN BAUT	5.515,8	6.104,5	10,67	25.604,9	29.206,5	14,07
PERALATAN DAPUR DAN PERALATAN MEJA DARI LOGAM	2.459,1	1.529,3	-37,81	15.454,7	11.530,5	-25,39
PERALATAN UMUM	2.610,5	2.566,4	-1,69	13.682,1	14.432,8	5,49
EMBER, KALENG, DRUM DAN WADAH SEJENIS DARI LOG	2.702,0	2.799,7	3,62	12.215,7	13.634,7	11,62
TANGKI, TANDON AIR DAN WADAH DARI LOGAM	3.083,1	1.751,7	-43,18	7.420,7	6.678,7	-10,00
ALAT POTONG DAN PERKAKAS TANGAN RUMAH TANGGA	432,7	675,1	56,02	4.859,6	7.827,7	61,08
GENERATOR UAP, BUKAN KETEL PEMANAS	1.207,5	520,9	-56,86	4.230,8	2.108,5	-50,16
BARANG DARI LOGAM BUKAN ALUMINIUM SIAP PASANG	830,7	158,6	-80,91	970,0	600,4	-38,10
BARANG DARI LOGAM ALUMINIUM SIAP PASANG UNTUK	550,1	638,4	16,05	2.933,5	3.618,3	23,34
BRANKAS, FILLING KANTOR DAN SEJENISNYA	1.096,0	964,4	-12,01	2.183,0	2.002,6	-8,26
KEPERLUAN RUMAH TANGGA DARI LOGAM	52,5	157,3	199,62	419,8	2.076,0	394,52
ALAT POTONG DAN PERKAKAS TANGAN UNTUK PERTAN	44,5	37,5	-15,73	178,8	77,0	-56,94
SENJATA DAN AMUNISI	0,0	1,5	-	627,6	151,8	-75,81
BARANG LOGAM LAINNYA	19.135,2	19.118,9	-0,09	73.314,5	85.717,0	16,92
INDUSTRI KOMPUTER, BARANG ELEKTRONIK DAN OPTIK	60.442,6	59.868,7	-0,95	1.902.719,2	2.178.771,6	14,51
PERLENGKAPAN KOMPUTER	22.750,5	17.184,8	-24,46	479.532,9	506.685,8	5,66
SEMI KONDUKTOR DAN KOMPONEN ELEKTRONIK LAINN	5.748,6	9.770,8	69,97	322.003,6	395.452,6	22,81
TELEVISI DAN PERLENGKAPAN TELEVISI	15.644,0	16.748,2	7,06	388.664,5	485.031,1	24,79
PERALATAN PEREKAM, PENERIMA DAN PENGGANDA AU	876,5	827,0	-5,65	31.531,7	30.668,4	-2,74
PERALATAN AUDIO DAN VIDEO ELEKTRONIK LAINNYA	7.061,3	6.959,4	-1,44	111.682,6	116.044,6	3,91
ALAT UKUR DAN ALAT UJI	2.539,2	3.001,2	18,19	119.445,2	138.751,8	16,16
PERALATAN KOMUNIKASI LAINNYA	4.485,6	4.069,6	-9,27	355.686,2	410.386,8	15,38
KAMERA CINEMATOGRAFI PROYEKTOR DAN PERLENGKA	51,7	95,2	84,14	10.886,8	14.110,3	29,61
PERALATAN ELEKTROMEDIKAL DAN ELEKTROTERAPI	82,4	54,3	-34,10	5.764,4	5.557,3	-3,59
KOMPUTER DAN PERLENGKAPAN KOMPUTER	1.024,2	1.057,4	3,24	48.252,8	59.167,9	22,62
MEDIA MAGNETIK DAN OPTIK	25,5	37,9	48,63	1.388,4	483,9	-65,15
PERALATAN IRADIASI/SINAR X, PERLENGKAPAN DAN SE	23,9	11,2	-53,14	1.580,2	2.375,1	50,30
TEROPONG DAN INSTRUMEN OPTIK BUKAN KACA MATA	22,0	4,3	-80,45	430,9	849,7	97,19
PERALATAN FOTOGRAFI	106,8	47,2	-55,81	25.826,4	13.193,9	-48,91
TABUNG ELEKTRON DAN KONEKTOR ELEKTRONIK	0,5	0,2	-60,00	42,6	12,4	-70,89
INDUSTRI PERALATAN LISTRIK	130.448,2	127.529,2	-2,24	1.526.783,2	1.953.271,0	27,93
PERALATAN LISTRIK	130.070,8	127.149,7	-2,25	1.519.385,7	1.945.241,3	28,03
PERALATAN RUMAH TANGGA	327,9	323,1	-1,46	1.872,0	2.113,7	12,91
KABEL SERAT OPTIK	49,5	56,4	13,94	5.525,5	5.916,0	7,07
INDUSTRI MESIN DAN PERLENGKAPAN YTDL	116.254,7	140.641,1	20,98	832.707,0	961.704,7	15,49
MESIN UNTUK KEPERLUAN UMUM	60.486,0	63.986,6	5,79	527.577,0	592.345,8	12,28
MESIN UNTUK KEPERLUAN KHUSUS	55.768,7	76.654,6	37,45	305.130,1	369.358,9	21,05
INDUSTRI KENDARAAN BERMOTOR, TRAILER DAN SEMI TRA	195.808,4	215.921,1	10,27	1.620.395,6	1.852.780,6	14,34
KENDARAAN BERMOTOR RODA 4 DAN LEBIH	113.857,9	134.926,4	18,50	1.011.650,6	1.265.281,2	25,07
SUKU CADANG KENDARAAN BERMOTOR RODA EMPAT A	78.324,0	73.543,3	-6,10	594.487,2	573.535,5	-3,52
KAROSERI KENDARAAN BERMOTOR RODA EMPAT ATAU	3.375,2	7.408,9	119,51	11.918,8	12.960,9	8,74
KURSI UNTUK KENDARAAN BERMOTOR RODA EMPAT AT	251,2	42,5	-83,08	2.339,0	1.003,0	-57,12
INDUSTRI ALAT ANGKUTAN LAINNYA	89.452,2	105.878,8	18,36	952.606,0	968.141,8	1,63
KENDARAAN TEMPUR DAN BAGIANNYA	40.847,9	29.111,6	-28,73	455.363,9	357.141,1	-21,57

https://www.bps.go.id

TABEL 3. PERKEMBANGAN EKSPOR KOMODITI INDUSTRI PENGOLAHAN
JANUARI - MARET 2021 DAN 2022

KOMODITI	BERAT BERSIH (TON)		PERUB	NILAI FOB (RIBU US$)		PERUB
	JAN-MAR 2021	JAN-MAR 2022	%	JAN-MAR 2021	JAN-MAR 2022	%
(1)	(2)	(3)	(4)	(5)	(6)	(7)
KAPAL LAUT DAN SEJENISNYA	7.141,8	40.901,5	472,71	22.122,6	164.044,5	641,52
SUKU CADANG KENDARAAN BERMOTOR RODA DUA ATA	24.069,9	20.943,6	-12,99	265.560,5	241.629,1	-9,01
SUKU CADANG SEPEDA DAN SEJENISNYA	7.299,1	7.273,2	-0,35	60.715,9	63.458,2	4,52
PESAWAT UDARA DAN BAGIANNYA	301,2	152,8	-49,27	41.951,9	26.340,4	-37,21
SUKU CADANG MESIN KENDARAAN RODA DUA DAN TIGA	3.929,8	3.562,5	-9,35	48.796,0	51.946,8	6,46
SEPEDA DAN SEJENISNYA	3.193,0	3.243,4	1,58	50.285,9	58.078,8	15,50
LOKOMOTIF DAN GERBONG KERETA SERTA KELENGKAP	2.207,3	278,1	-87,40	4.090,3	1.914,5	-53,19
SUKU CADANG KENDARAAN BERMOTOR	246,2	157,8	-35,91	1.409,9	497,0	-64,75
PERAHU LAYAR DAN SEJENISNYA	175,0	223,3	27,60	1.873,9	2.874,1	53,38
KERETA BAYI	3,3	13,8	318,18	11,0	39,9	262,73
INDUSTRI LAINNYA	36,6	17,2	-53,01	418,4	177,3	-57,62
ALAT ANGKUTAN LAINNYA	1,0	0,0	-100,00	6,0	0,1	-98,33
INDUSTRI FURNITUR	176.455,9	189.471,3	7,38	696.020,6	855.816,6	22,96
FURNITUR DARI KAYU	131.139,6	136.921,9	4,41	493.978,9	581.733,2	17,76
FURNITUR DARI ROTAN ATAU BAMBU	7.496,6	7.993,7	6,63	47.506,3	64.484,3	35,74
FURNITUR DARI LOGAM	8.612,2	8.643,5	0,36	48.652,9	61.357,7	26,11
FURNITUR DARI PLASTIK	3.891,0	4.437,3	14,04	19.013,9	25.337,4	33,26
FURNITUR LAINNYA	25.316,5	31.474,9	24,33	86.868,6	122.904,0	41,48
INDUSTRI PENGOLAHAN LAINNYA	63.453,4	63.435,7	-0,03	989.886,4	2.495.418,6	152,09
BARANG PERHIASAN DAN BARANG BERHARGA	161,8	293,3	81,27	352.406,9	1.767.511,7	401,55
INSTRUMEN ALAT MUSIK	15.624,9	15.178,3	-2,86	201.892,0	217.961,6	7,96
BARANG INDUSTRI KERAJINAN	24.504,3	20.411,2	-16,70	166.027,2	162.838,7	-1,92
MAINAN ANAK-ANAK	8.495,4	10.460,5	23,13	87.002,9	127.152,4	46,15
ALAT OLAH RAGA	2.289,9	2.805,9	22,53	55.673,9	74.409,5	33,65
KACA MATA DAN BAGIANNYA	588,6	667,0	13,32	24.625,7	29.408,2	19,42
ALAT TULIS DAN GAMBAR	3.472,9	4.441,6	27,89	16.352,5	23.825,3	45,70
PERALATAN KEDOKTERAN DAN KEDOKTERAN GIGI	5.233,1	5.541,7	5,90	58.487,3	62.647,3	7,11
ALAT PERMAINAN	2.454,4	3.066,3	24,93	15.575,0	20.017,1	28,52
PERALATAN UNTUK PELINDUNG KESELAMATAN	362	370	2,04	5.508	4.921	-10,66
PITA MESIN TULIS/GAMBAR	266	200	-24,63	6.335	4.726	-25,40

https://www.bps.go.id

TABEL 4. PERKEMBANGAN EKSPOR KOMODITI PERTAMBANGAN
JANUARI - MARET 2021 DAN 2022

KOMODITI	BERAT BERSIH (TON)		PERUB	NILAI FOB (RIBU US$)		PERUB
	JAN-MAR 2021	JAN-MAR 2022	%	JAN-MAR 2021	JAN-MAR 2022	%
(1)	(2)	(3)	(4)	(5)	(6)	(7)
TOTAL PERTAMBANGAN	**113.056.793,3**	**99.187.108,9**	**-12,27**	**6.253.599,6**	**11.172.857,7**	**78,66**
PERTAMBANGAN BATU BARA DAN LIGNIT	106.416.787,8	88.478.520,9	-16,86	5.321.959,2	8.719.554,3	63,84
BATU BARA	83.750.286,7	71.215.187,3	-14,97	4.447.593,4	7.587.958,3	70,61
LIGNIT	22.666.501,1	17.263.333,6	-23,84	874.365,8	1.131.596,0	29,42
PERTAMBANGAN MINYAK BUMI DAN GAS ALAM DAN PANAS I	37,2	37,2	0,00	11,8	12,5	5,93
BITUMEN	37,2	37,2	0,00	11,8	12,5	5,93
PERTAMBANGAN BIJIH LOGAM	3.748.236,1	8.081.899,4	115,62	902.593,5	2.425.768,0	168,76
BIJIH TEMBAGA	345.053,7	733.894,0	112,69	754.194,4	2.126.422,6	181,95
BIJIH ZIRCONIUM, NIOBIUM, DAN TANTALUM	11.935,0	22.087,1	85,06	16.165,2	51.059,0	215,86
BIJIH BESI	473.750,0	696.460,0	47,01	25.247,1	21.023,6	-16,73
BIJIH SENG	8.570,3	5.647,5	-34,10	7.706,5	6.245,4	-18,96
BIJIH TIMBAL	3.158,4	2.207,1	-30,12	6.035,2	4.056,2	-32,79
BIJIH LOGAM LAINNYA	2.905.768,7	6.621.603,7	127,88	93.245,1	216.961,3	132,68
PERTAMBANGAN DAN PENGGALIAN LAINNYA	2.891.732,1	2.626.651,3	-9,17	29.035,2	27.522,9	-5,21
BATU KERIKIL	2.386.376,8	2.370.498,7	-0,67	14.627,7	14.360,2	-1,83
BATU HIAS DAN BATU BANGUNAN	5.580,2	5.907,5	5,87	629,2	779,0	23,81
ZIRCONIUM SILIKAT	588,0	1.435,0	144,05	858,3	3.894,2	353,71
BATU APUNG DAN SEJENISNYA	31.033,9	35.580,8	14,65	2.065,4	2.276,5	10,22
ASPAL	0,0	0,3	-	0,0	0,1	-
TANAH DAN TANAH LIAT	38.606,6	15.724,5	-59,27	2.869,4	1.980,1	-30,99
BAHAN MINERAL LAINNYA	429.546,6	197.504,6	-54,02	7.985,3	4.232,7	-46,99

TABEL 5. PERKEMBANGAN EKSPOR KOMODITI LAINNYA
JANUARI - MARET 2021 DAN 2022

KOMODITI	BERAT BERSIH (TON)		PERUB	NILAI FOB (RIBU US$)		PERUB
	JAN-MAR 2021	JAN-MAR 2022	%	JAN-MAR 2021	JAN-MAR 2022	%
(1)	(2)	(3)	(4)	(5)	(6)	(7)
TOTAL LAINNYA	**2.140,5**	**3.125,0**	**45,99**	**1.591,7**	**1.835,5**	**15,32**
PENGELOLAAN SAMPAH DAN DAUR ULANG	2.140,5	3.125,0	45,99	1.591,7	1.835,5	15,32
BARANG BUKAN LOGAM DAUR ULANG	2.140,5	3.125,0	45,99	1.591,7	1.835,5	15,32

https://www.bps.go.id

TABEL 6. PERKEMBANGAN EKSPOR INDONESIA MENURUT KOMODITI DAN NEGARA TUJUAN
JANUARI - MARET 2021 DAN 2022

KOMODITI / NEGARA TUJUAN	BERAT BERSIH (KG)		PERUB	NILAI FOB (US $)		PERUB
	JAN-MAR 2021	JAN-MAR 2022	%	JAN-MAR 2021	JAN-MAR 2022	%
(1)	(2)	(3)	(4)	(5)	(6)	(7)
HASIL MINYAK	**871.607.897**	**1.461.579.715**	**67,69**	**393.004.581**	**1.041.598.555**	**165,03**
JAPAN	1.862.892	4.101.753	120,18	728.737	3.016.869	313,99
HONG KONG	167	59.045.706	35.356.610,18	624	44.642.415	7.154.133,13
KOREA, REPUBLIC OF	60.030.086	35.160.550	-41,43	44.990.633	36.239.161	-19,45
TAIWAN	5.521.081	6.697.713	21,31	3.305.885	5.452.228	64,92
CHINA	106.720.617	120.504.405	12,92	60.962.061	73.326.403	20,28
MACAU	24	26	8,33	73	79	8,28
THAILAND	1.963.632	9.520.870	384,86	2.547.198	7.342.958	188,28
SINGAPORE	119.216.934	577.455.946	384,37	54.181.694	409.725.808	656,21
PHILIPPINES	697.543	883.395	26,64	789.605	939.574	18,99
MALAYSIA	518.521.603	310.780.526	-40,06	187.022.164	180.602.607	-3,43
MYANMAR	68.293	24.101.259	35.190,96	64.579	18.065.268	27.873,76
BRUNEI DARUSSALAM	11.682	-	-	20.109	-	-
VIET NAM	2.087.590	16.469.631	688,93	2.617.528	14.547.487	455,77
MALDIVES	-	16.668	-	-	54.904	-
INDIA	1.402.890	9.175.916	554,07	1.003.817	4.309.666	329,33
PAKISTAN	88.648	38.957	-56,05	202.787	108.793	-46,35
BANGLADESH	22.080.690	172.411.654	680,83	10.270.918	152.038.538	1.380,28
IRAQ	-	36.034.049	-	-	35.525.354	-
IRAN (ISLAMIC REPUBLIC OF)	-	557	-	-	2.765	-
SAUDI ARABIA	-	23.471	-	-	71.019	-
YEMEN	-	28.524	-	-	49.749	-
TURKEY	-	7.128	-	-	19.800	-
UNITED ARAB EMIRATES	563.122	128.832	-77,12	811.465	303.335	-62,62
QATAR	172	317	84,42	1.440	1.693	17,60
LIBYAN ARAB JAMAHIRIYA	5.189	1.691	-67,40	24.233	8.935	-63,13
TANZANIA, UNITED REP. OF	720	-	-	424	-	-
KENYA	-	72	-	-	526	-
NIGERIA	14.131	-	-	24.724	-	-
SENEGAL	20	-	-	19	-	-
SOUTH AFRICA	68.828	107.547	56,25	108.499	183.980	69,57
MAURITIUS	-	1.100	-	-	2.468	-
AUSTRALIA	6.075.434	54.574.573	798,28	3.726.457	29.388.553	688,65
NEW ZEALAND	118.126	144.608	22,42	191.522	337.063	75,99
EAST TIMOR	422.116	569.562	34,93	354.719	657.839	85,45
UNITED STATES	68.710	541	-99,21	77.091	8.434	-89,06
VENEZUELA	-	61.500	-	-	101.475	-
BRAZIL	-	12.600	-	-	60.840	-
PERU	45.560	22.780	-50,00	40.753	28.088	-31,08
UNITED KINGDOM	13.616	-	-	48.880	-	-
NETHERLANDS	23.821.511	23.494.907	-1,37	18.682.846	24.431.749	30,77
FRANCE	5	-	-	4	-	-
GERMANY, FED. REP. OF	24.462	-	-	48.978	-	-
BELGIUM	-	5	-	-	99	-
NORWAY	-	110	-	-	600	-
SPAIN	-	268	-	-	1.433	-
KYRGYZSTAN	91.800	-	-	154.116	-	-
MINYAK MENTAH	**2.320.766.395**	**403.908.822**	**-82,60**	**921.736.931**	**278.424.382**	**-69,79**
JAPAN	69.322.810	-	-	26.411.110	-	-
CHINA	214.512.330	-	-	82.167.387	-	-
THAILAND	959.576.582	403.908.822	-57,91	377.280.882	278.424.382	-26,20
SINGAPORE	309.665.023	-	-	125.404.000	-	-
MALAYSIA	379.008.310	-	-	142.121.382	-	-
VIET NAM	75.168.660	-	-	33.895.303	-	-
AUSTRALIA	313.512.680	-	-	134.456.866	-	-
GAS ALAM (PERTAMBANGAN)	**4.052.872.397**	**3.699.507.541**	**-8,72**	**1.336.711.848**	**1.981.050.615**	**48,20**
JAPAN	749.099.697	911.920.960	21,74	254.568.702	537.940.202	111,31
KOREA, REPUBLIC OF	495.107.825	589.763.712	19,12	138.002.247	285.750.927	107,06
TAIWAN	56.647.841	246.231.391	334,67	18.841.508	117.292.866	522,52
CHINA	1.027.531.008	558.034.118	-45,69	339.425.231	289.968.248	-14,57
THAILAND	-	27.075.437	-	-	13.062.978	-
SINGAPORE	1.539.277.840	1.254.332.743	-18,51	540.551.525	699.016.883	29,32
MALAYSIA	99.914.722	112.149.180	12,24	32.686.622	38.018.511	16,31
MYANMAR	19.561.945	-	-	5.132.167	-	-
MEXICO	65.731.519	-	-	7.503.846	-	-
GAS (PENGADAAN GAS)	**2.019.981**	**6**	**-100,00**	**902.987**	**10**	**-100,00**
CHINA	1.900.180	-	-	810.427	-	-
SINGAPORE	1	-	-	1	-	-
EAST TIMOR	119.800	-	-	92.559	-	-
UNITED STATES	-	6	-	-	10	-
SAYUR-SAYURAN	**6.530.189**	**14.910.838**	**128,34**	**7.541.850**	**9.372.548**	**24,27**
JAPAN	40.639	1.014.424	2.396,20	74.101	1.944.797	2.524,53
HONG KONG	50.139	13.777	-72,52	58.060	16.916	-70,86
KOREA, REPUBLIC OF	4.678	7.092	51,60	8.183	50.587	518,19
TAIWAN	135.804	3.497.164	2.475,16	134.234	859.422	540,24
CHINA	728.347	1.104.650	51,67	1.252.593	1.084.394	-13,43
THAILAND	122.713	77.777	-36,62	396.330	399.820	0,88
SINGAPORE	2.352.166	4.160.712	76,89	2.106.333	2.598.463	23,36
PHILIPPINES	882.843	391.831	-55,62	1.195.279	686.126	-42,60
MALAYSIA	1.732.845	4.365.589	151,93	1.147.989	1.215.855	5,91
CAMBODIA	19.000	19.000	0,00	35.060	33.738	-3,77

https://www.bps.go.id

TABEL 6. PERKEMBANGAN EKSPOR INDONESIA MENURUT KOMODITI DAN NEGARA TUJUAN
JANUARI - MARET 2021 DAN 2022

KOMODITI / NEGARA TUJUAN	BERAT BERSIH (KG)		PERUB	NILAI FOB (US $)		PERUB
	JAN-MAR 2021	JAN-MAR 2022	%	JAN-MAR 2021	JAN-MAR 2022	%
(1)	(2)	(3)	(4)	(5)	(6)	(7)
VIET NAM	32.985	179.000	442,67	62.128	166.460	167,93
INDIA	2.143	1.302	-39,26	106.473	93.576	-12,11
PAKISTAN	769	285	-62,96	85.197	33.336	-60,87
BANGLADESH	45	75	69,44	6.933	9.007	29,92
SAUDI ARABIA	43.703	18.699	-57,21	150.893	54.993	-63,55
KUWAIT	11.000	147	-98,67	35.750	2.537	-92,90
UNITED ARAB EMIRATES	111	69	-38,29	747	953	27,63
QATAR	2.629	926	-64,78	10.599	8.919	-15,85
BAHRAIN	-	10	-	-	138	-
AUSTRALIA	37.350	-	-	433.812	-	-
EAST TIMOR	288.081	14.180	-95,08	132.469	6.919	-94,78
UNITED STATES	275	-	-	111	-	-
CANADA	-	5	-	-	10	-
UNITED KINGDOM	100	270	170,00	3.200	9.850	207,81
NETHERLANDS	38.085	20.750	-45,52	83.961	59.384	-29,27
FRANCE	1.891	5	-99,74	9.195	2	-99,98
GERMANY, FED. REP. OF	1.850	2.100	13,53	12.221	16.920	38,45
RUSSIA FEDERATION	-	21.000	-	-	19.427	-
TEMBAKAU	**1.137.574**	**2.926.361**	**157,25**	**8.658.055**	**23.374.776**	**169,98**
CHINA	103.500	-	-	1.670.700	-	-
SINGAPORE	379	6.601	1.643,20	510	19.312	3.688,23
PHILIPPINES	22.720	61.400	170,25	89.067	61.460	-31,00
MALAYSIA	12.527	11.988	-4,30	20.604	45.554	121,10
CAMBODIA	39.600	79.220	100,05	106.920	221.935	107,57
SRI LANKA	128.348	181.173	41,16	1.546.224	2.164.370	39,98
TURKEY	18.000	18.000	0,00	36.900	36.900	0,00
TUNISIA	150.000	40.000	-73,33	291.000	90.000	-69,07
AUSTRALIA	-	9.464	-	-	20.826	-
SOLOMON ISLANDS	-	22.400	-	-	64.960	-
EAST TIMOR	5	-	-	444	-	-
UNITED STATES	236.160	447.382	89,44	147.994	4.471.622	2.921,50
HONDURAS	35.829	-	-	681.676	-	-
NICARAGUA	-	131.919	-	-	1.144.966	-
BRAZIL	-	9.000	-	-	125.800	-
DOMINICAN REPUBLIC	134.000	1.422.492	961,56	648.061	5.707.771	780,75
NETHERLANDS	112.593	78.996	-29,84	599.701	462.004	-22,96
GERMANY, FED. REP. OF	58.027	70.960	22,29	2.577.028	5.821.203	125,89
BELGIUM	39.007	86.889	122,75	17.827	227.910	1.178,46
ITALY	22.680	183.253	708,00	81.975	1.141.420	1.292,40
SPAIN	4.400	27.524	525,56	93.905	562.635	499,15
HUNGARY	19.800	36.000	81,82	47.520	978.182	1.958,46
RUSSIA FEDERATION	-	1.700	-	-	5.945	-
JAGUNG	**819.310**	**445.436**	**-45,63**	**1.313.913**	**880.553**	**-32,98**
JAPAN	85.500	21.500	-74,85	41.000	11.380	-72,24
THAILAND	400.000	-	-	1.009.718	-	-
SINGAPORE	146.603	110.697	-24,49	101.336	83.143	-17,95
MALAYSIA	32.500	32.400	-0,31	26.046	26.026	-0,08
VIET NAM	10.206	3.407	-66,62	15.750	5.250	-66,67
INDIA	10	-	-	10	-	-
PAKISTAN	-	259.232	-	-	736.189	-
SRI LANKA	25.000	-	-	69.500	-	-
VANUATU	5.891	5.599	-4,95	11.840	10.853	-8,34
SOLOMON ISLANDS	40.000	-	-	14.400	-	-
EAST TIMOR	73.600	12.600	-82,88	24.312	7.710	-68,29
UNITED STATES	-	1	-	-	3	-
BUNGA	**210.606**	**324.570**	**54,11**	**1.139.340**	**728.583**	**-36,05**
JAPAN	20.407	17.312	-15,17	189.949	81.896	-56,89
HONG KONG	9	-	-	445	-	-
KOREA, REPUBLIC OF	7.658	2.000	-73,88	49.828	10.000	-79,93
CHINA	-	120.000	-	-	207.828	-
THAILAND	63.333	67.401	6,42	93.493	74.497	-20,32
SINGAPORE	64.910	68.958	6,24	226.582	174.079	-23,17
MALAYSIA	21.991	30.934	40,67	66.826	94.422	41,30
SAUDI ARABIA	26.908	5.340	-80,15	13.547	3.986	-70,58
AUSTRALIA	3.536	11.610	228,34	21.475	74.820	248,41
EAST TIMOR	-	1.008	-	-	7.012	-
UNITED STATES	5	7	30,00	49	39	-19,98
NETHERLANDS	1.849	-	-	477.146	-	-
ITALY	-	1	-	-	4	-
BIJI-BIJIAN	**1.141.937**	**1.875.587**	**64,25**	**955.765**	**908.686**	**-4,93**
JAPAN	513.480	210.380	-59,03	433.587	63.953	-85,25
HONG KONG	-	8.500	-	-	42.250	-
KOREA, REPUBLIC OF	410.796	602.400	46,64	164.404	273.668	66,46
TAIWAN	60.000	-	-	71.175	-	-
CHINA	75.010	167.395	123,16	83.951	34.953	-58,37
THAILAND	8.000	-	-	19.840	-	-
SINGAPORE	10.023	13.502	34,72	27.896	32.956	18,14
MALAYSIA	60.000	868.655	1.347,76	143.350	442.652	208,79
VIET NAM	4.500	80	-98,22	10.530	8.000	-24,03
QATAR	20	-	-	44	-	-
EAST TIMOR	108	200	85,29	987	50	-94,94

https://www.bps.go.id

TABEL 6. PERKEMBANGAN EKSPOR INDONESIA MENURUT KOMODITI DAN NEGARA TUJUAN
JANUARI - MARET 2021 DAN 2022

KOMODITI / NEGARA TUJUAN	BERAT BERSIH (KG)		PERUB	NILAI FOB (US $)		PERUB
	JAN-MAR 2021	JAN-MAR 2022	%	JAN-MAR 2021	JAN-MAR 2022	%
(1)	(2)	(3)	(4)	(5)	(6)	(7)
NETHERLANDS	-	4.475	-	-	10.203	-
TANAMAN BERSERAT	**3.410.923**	**3.573.772**	**4,77**	**2.809.100**	**4.211.558**	**49,93**
JAPAN	16.367	209.015	1.177,09	30.873	90.024	191,60
HONG KONG	-	1	-	-	0	-
KOREA, REPUBLIC OF	1.642.200	1.506.000	-8,29	429.679	517.475	20,43
TAIWAN	7.359	-	-	13.964	-	-
CHINA	136.007	129.651	-4,67	224.752	255.959	13,88
THAILAND	-	44.039	-	-	99.651	-
SINGAPORE	20.296	22.818	12,43	37.128	42.218	13,71
PHILIPPINES	-	531.577	-	-	1.150.861	-
MALAYSIA	338.058	399.740	18,25	482.402	831.545	72,38
BRUNEI DARUSSALAM	-	207	-	-	730	-
VIET NAM	123.214	7.291	-94,08	114.399	12.857	-88,76
INDIA	722.370	270.726	-62,52	802.602	320.671	-60,05
BANGLADESH	340.666	226.434	-33,53	552.753	444.347	-19,61
SRI LANKA	-	10.000	-	-	7.500	-
SAUDI ARABIA	-	145	-	-	4.463	-
TURKEY	7.152	18.678	161,18	15.733	35.488	125,56
NEW ZEALAND	1.551	-	-	4.484	-	-
UNITED STATES	17.583	19.799	12,61	37.803	38.651	2,24
CANADA	-	17.589	-	-	28.143	-
BRAZIL	-	7.544	-	-	13.840	-
COSTA RICA	-	8.247	-	-	13.854	-
UNITED KINGDOM	-	3	-	-	3	-
NETHERLANDS	-	16.979	-	-	36.210	-
FRANCE	134	37.187	27.692,60	3.165	87.841	2.675,34
GERMANY, FED. REP. OF	37.969	37.929	-0,11	59.362	65.494	10,33
BELGIUM	-	19.215	-	-	51.111	-
SWEDEN	-	0	-	-	1	-
ITALY	-	25.717	-	-	48.862	-
PORTUGAL	-	7.241	-	-	13.758	-
KACANG TANAH	**428.689**	**174.789**	**-59,23**	**812.177**	**407.942**	**-49,77**
HONG KONG	151.799	93.759	-38,23	296.657	221.702	-25,27
THAILAND	37.800	-	-	78.770	-	-
SINGAPORE	10	-	-	317	-	-
MALAYSIA	174.150	78.780	-54,76	365.092	185.465	-49,20
AUSTRALIA	14.400	-	-	64.460	-	-
EAST TIMOR	50.500	2.250	-95,54	6.730	775	-88,48
UNITED STATES	30	-	-	150	-	-
UMBI-UMBIAN	**3.032.939**	**2.720.835**	**-10,29**	**1.767.624**	**1.310.887**	**-25,84**
JAPAN	153.640	48.010	-68,75	46.481	55.357	19,10
HONG KONG	262.725	266.754	1,53	241.203	221.467	-8,18
KOREA, REPUBLIC OF	8.940	-	-	16.986	-	-
TAIWAN	2.732	2.464	-9,82	2.061	4.620	124,21
CHINA	15.427	22.640	46,76	10.799	62.528	479,04
THAILAND	224.609	-	-	238.945	-	-
SINGAPORE	505.552	493.128	-2,46	414.146	479.147	15,70
MALAYSIA	1.715.614	1.784.584	4,02	614.966	431.059	-29,91
VIET NAM	93.225	1	-100,00	136.432	1	-100,00
INDIA	24.000	48.000	100,00	11.640	23.280	100,00
KUWAIT	110	-	-	435	-	-
UNITED ARAB EMIRATES	-	1	-	-	2	-
QATAR	412	254	-38,35	885	881	-0,46
BAHRAIN	-	50	-	-	262	-
AUSTRALIA	8.200	7.275	-11,28	23.689	6.803	-71,28
NETHERLANDS	17.753	47.674	168,54	8.957	25.480	184,47
BIBIT BUNGA	**202**	**95**	**-53,01**	**632.658**	**516.945**	**-18,29**
SINGAPORE	1	17	1.614,40	171	55.097	32.120,25
UNITED KINGDOM	7	15	111,23	61.086	124.346	103,56
NETHERLANDS	194	63	-67,66	571.401	337.503	-40,93
BUAH-BUAHAN SEMUSIM	**22.411**	**8.686**	**-61,24**	**14.420**	**4.934**	**-65,78**
KOREA, REPUBLIC OF	-	2	-	-	894	-
SINGAPORE	1.338	-	-	2.209	-	-
MALAYSIA	13.100	3.595	-72,56	6.414	490	-92,36
UNITED ARAB EMIRATES	-	3	-	-	2	-
QATAR	123	61	-50,20	162	284	75,04
EAST TIMOR	7.850	5.025	-35,99	5.635	3.264	-42,08
TANAMAN SEMUSIM LAINNYA	**865.843**	**602.422**	**-30,42**	**456.166**	**583.305**	**27,87**
JAPAN	25.137	-	-	42.658	-	-
HONG KONG	6.250	1.500	-76,00	4.968	1.459	-70,63
PAPUA NEW GUINEA	-	572	-	-	775	-
SINGAPORE	48.040	33.579	-30,10	4.574	30.749	572,25
MALAYSIA	170	-	-	53	-	-
BRUNEI DARUSSALAM	29.000	26.000	-10,34	177.863	292.500	64,45
PAKISTAN	45	-	-	150	-	-
SAUDI ARABIA	33.900	14.890	-56,08	23.405	13.401	-42,74
EAST TIMOR	723.300	519.650	-28,16	202.492	240.882	18,96
NETHERLANDS	-	430	-	-	640	-
FRANCE	1	-	-	2	-	-

https://www.bps.go.id

TABEL 6. PERKEMBANGAN EKSPOR INDONESIA MENURUT KOMODITI DAN NEGARA TUJUAN
JANUARI - MARET 2021 DAN 2022

KOMODITI / NEGARA TUJUAN	BERAT BERSIH (KG)		PERUB	NILAI FOB (US $)		PERUB
	JAN-MAR 2021	JAN-MAR 2022	%	JAN-MAR 2021	JAN-MAR 2022	%
(1)	(2)	(3)	(4)	(5)	(6)	(7)
GREECE	-	5.800	-	-	2.900	-
KOPI	**93.846.766**	**93.608.654**	**-0,25**	**192.736.586**	**260.401.353**	**35,11**
JAPAN	6.168.163	6.822.673	10,61	15.869.644	18.684.416	17,74
HONG KONG	266.156	299.986	12,71	549.022	976.596	77,88
KOREA, REPUBLIC OF	289.263	1.000.745	245,96	1.070.183	4.105.457	283,62
TAIWAN	1.246.198	1.187.182	-4,74	3.514.446	4.559.376	29,73
CHINA	607.534	3.475.917	472,14	2.205.273	9.429.992	327,61
MACAU	19.200	-	-	67.488	-	-
THAILAND	691.943	15	-100,00	1.104.298	86	-99,99
SINGAPORE	1.219.407	1.401.186	14,91	1.941.193	4.233.502	118,09
PHILIPPINES	419.800	104.220	-75,17	643.642	345.357	-46,34
MALAYSIA	5.919.137	5.544.590	-6,33	9.358.033	11.553.376	23,46
CAMBODIA	-	2	-	-	1	-
BRUNEI DARUSSALAM	4	-	-	159	-	-
VIET NAM	1.066.507	2.936.090	175,30	1.524.771	5.030.425	229,91
INDIA	2.674.700	8.255.660	208,66	3.345.762	13.773.386	311,67
PAKISTAN	-	500	-	-	1.250	-
SRI LANKA	-	150	-	-	1.269	-
IRAN (ISLAMIC REPUBLIC OF)	326.400	326.400	0,00	575.094	758.320	31,86
SAUDI ARABIA	89.410	147.072	64,49	459.737	854.080	85,78
ISRAEL	19.214	19.200	-0,07	75.349	55.872	-25,85
KUWAIT	60	10.000	16.566,67	390	63.000	16.053,85
JORDAN	8	-	-	63	-	-
LEBANON	38.400	-	-	64.361	-	-
PALESTINA	19.161	-	-	31.913	-	-
OMAN	-	36.100	-	-	87.450	-
TURKEY	1	292.750	58.549.900,00	6	639.782	10.992.711,00
UNITED ARAB EMIRATES	618.300	591.178	-4,39	1.296.467	1.709.797	31,88
QATAR	4.680	-	-	16.572	-	-
EGYPT	13.261.200	13.644.320	2,89	22.756.097	29.695.051	30,49
MOROCCO	4.207.500	2.776.200	-34,02	6.596.247	5.390.373	-18,28
ALGERIA	1.160.400	531.560	-54,19	1.807.641	937.798	-48,12
SOMALIA	-	19.200	-	-	33.516	-
SOUTH AFRICA	57.600	96.001	66,67	241.920	574.274	137,38
AUSTRALIA	1.702.939	679.660	-60,09	4.045.351	2.780.260	-31,27
NEW ZEALAND	88.801	168.520	89,77	352.964	987.655	179,82
EAST TIMOR	300	202	-32,80	1.502	950	-36,73
UNITED STATES	12.972.646	12.341.684	-4,86	40.159.381	61.517.073	53,18
CANADA	886.573	480.500	-45,80	3.794.128	3.085.573	-18,68
MEXICO	-	76.800	-	-	401.645	-
UNITED KINGDOM	5.036.600	2.790.420	-44,60	8.297.709	8.970.904	8,11
NETHERLANDS	530.650	501.805	-5,44	1.782.651	1.946.632	9,20
FRANCE	1.508.852	333.932	-77,87	2.280.218	1.044.623	-54,19
GERMANY, FED. REP. OF	4.500.472	2.631.515	-41,53	8.685.953	6.510.358	-25,05
BELGIUM	3.404.700	7.898.470	131,99	11.990.570	24.816.236	106,96
SWITZERLAND	4	2	-50,00	23	6	-73,91
DENMARK	-	19.200	-	-	162.386	-
NORWAY	61.813	64.200	3,86	283.869	265.054	-6,63
SWEDEN	38.411	19.200	-50,01	167.683	131.520	-21,57
FINLAND	56.400	-	-	178.134	-	-
IRELAND	73.200	115.200	57,38	195.515	748.332	282,75
ITALY	6.195.834	7.356.497	18,73	10.397.370	14.824.229	42,58
SPAIN	11.193.600	3.460.800	-69,08	16.657.162	8.264.567	-50,38
PORTUGAL	345.600	211.200	-38,89	565.787	459.456	-18,79
GREECE	411.000	362.400	-11,82	698.664	710.956	1,76
POLAND	22.610	40	-99,82	49.198	1.460	-97,03
ROMANIA	192.000	40.000	-79,17	309.542	74.240	-76,02
BULGARIA	192.000	76.800	-60,00	304.918	154.384	-49,37
ARMENIA	19.200	19.200	0,00	35.040	43.200	23,29
UKRAINE	38.818	54.608	40,68	68.957	229.728	233,15
LATVIA	75.000	-	-	140.732	-	-
ESTONIA	111.600	-	-	194.668	-	-
GEORGIA	2.608.800	3.568.200	36,78	4.156.611	7.050.721	69,63
CROATIA	-	300	-	-	2.825	-
CZECH REPUBLIC	-	3	-	-	24	-
RUSSIA FEDERATION	1.188.000	818.400	-31,11	1.826.515	1.722.556	-5,69
TANAMAN OBAT, AROMATIK, DAN REMPAH-REMPAH	**92.305.452**	**75.501.562**	**-18,20**	**202.703.698**	**181.095.354**	**-10,66**
JAPAN	188.832	264.570	40,11	1.516.647	2.507.782	65,35
HONG KONG	71.651	38.435	-46,36	211.579	169.063	-20,09
KOREA, REPUBLIC OF	67.602	102.816	52,09	393.590	744.930	89,27
TAIWAN	307.311	464.799	51,25	583.286	791.997	35,78
CHINA	6.558.300	9.537.512	45,43	29.149.314	29.482.388	1,14
THAILAND	57.757.429	7.814.967	-86,47	86.299.063	15.497.170	-82,04
SINGAPORE	1.526.557	897.442	-41,21	2.420.149	2.017.288	-16,65
PHILIPPINES	252.587	2.201	-99,13	242.373	17.498	-92,78
MALAYSIA	1.026.228	2.198.371	114,22	2.168.524	2.788.142	28,57
MYANMAR	7.000	89.980	1.185,43	68.750	232.744	238,54
CAMBODIA	129.960	1.161.480	793,72	174.917	1.866.871	967,29
BRUNEI DARUSSALAM	5	-	-	2.768	-	-
NEPAL	24.000	1.989.850	8.191,04	260.961	3.369.833	1.191,32
VIET NAM	2.406.182	1.101.239	-54,23	9.501.805	7.431.379	-21,79
MALDIVES	25.680	86.355	236,27	28.740	150.171	422,52
INDIA	3.827.377	8.526.110	122,77	13.619.742	20.769.583	52,50

https://www.bps.go.id

TABEL 6. PERKEMBANGAN EKSPOR INDONESIA MENURUT KOMODITI DAN NEGARA TUJUAN
JANUARI - MARET 2021 DAN 2022

KOMODITI / NEGARA TUJUAN	BERAT BERSIH (KG)		PERUB	NILAI FOB (US $)		PERUB
	JAN-MAR 2021	JAN-MAR 2022	%	JAN-MAR 2021	JAN-MAR 2022	%
(1)	(2)	(3)	(4)	(5)	(6)	(7)
PAKISTAN	356.465	1.230.410	245,17	2.413.076	2.884.114	19,52
BANGLADESH	4.663.420	1.466.730	-68,55	9.847.440	3.595.539	-63,49
SRI LANKA	3.018	-	-	3.650	-	-
AFGHANISTAN	486.000	801.000	64,81	726.570	1.183.785	62,93
IRAQ	32.000	29.650	-7,34	52.200	60.814	16,50
IRAN (ISLAMIC REPUBLIC OF)	6.024.235	29.792.190	394,54	8.792.164	45.942.528	422,54
SAUDI ARABIA	89.542	167.026	86,53	349.030	367.652	5,34
ISRAEL	13.565	15.780	16,33	99.480	164.996	65,86
KUWAIT	1.190	1.200	0,84	4.736	6.617	39,71
JORDAN	-	47.000	-	-	146.846	-
LEBANON	760	203	-73,29	4.732	5.500	16,23
YEMEN	30.500	10.350	-66,07	51.160	51.233	0,14
TURKEY	63.920	49.300	-22,87	428.104	482.109	12,61
UNITED ARAB EMIRATES	968.095	1.576.059	62,80	1.822.315	3.029.261	66,23
QATAR	623	5.731	819,86	1.053	50.204	4.667,68
BAHRAIN	-	10.884	-	-	49.883	-
EGYPT	130.000	53.785	-58,63	506.580	365.201	-27,91
LIBYAN ARAB JAMAHIRIYA	3.000	-	-	3.985	-	-
MOROCCO	30.980	106.230	242,90	380.487	1.117.805	193,78
ALGERIA	-	20.000	-	-	121.100	-
ETHIOPIA	4.500	-	-	6.750	-	-
TANZANIA, UNITED REP. OF	1.600	-	-	14.400	-	-
TOGO	1.981	-	-	17.631	-	-
NIGERIA	29.811	3.673	-87,68	67.226	7.873	-88,29
BENIN	28.000	-	-	40.000	-	-
DJIBOUTI	50.000	-	-	135.750	-	-
SOUTH AFRICA	-	10.845	-	-	66.225	-
MAURITIUS	-	150	-	-	5.700	-
AUSTRALIA	64.297	21.454	-66,63	296.452	58.842	-80,15
NEW ZEALAND	2.303	-	-	18.910	-	-
EAST TIMOR	818	1.265	54,65	3.030	2.400	-20,80
UNITED STATES	2.686.331	3.400.804	26,60	15.399.771	18.105.084	17,57
CANADA	51.093	25.900	-49,31	590.205	390.756	-33,79
MEXICO	63.920	1.000	-98,44	301.792	10.000	-96,69
GUATEMALA	3.000	-	-	20.706	-	-
VENEZUELA	18.000	-	-	92.700	-	-
ARGENTINA	51.650	13.500	-73,86	181.747	107.360	-40,93
BRAZIL	186.430	167.190	-10,32	1.000.910	1.018.382	1,75
COLOMBIA	7.500	-	-	29.250	-	-
PERU	196.920	-	-	174.470	-	-
GUYANA	12.250	-	-	54.813	-	-
JAMAICA	15.000	-	-	104.000	-	-
PUERTO RICO	1.000	-	-	1.500	-	-
DOMINICAN REPUBLIC	62.000	128.000	106,45	410.357	742.523	80,95
COSTA RICA	14.000	9.740	-30,43	79.750	51.658	-35,23
UNITED KINGDOM	44.521	53.194	19,48	436.089	179.807	-58,77
NETHERLANDS	579.256	748.430	29,21	3.009.737	4.574.736	52,00
FRANCE	96.485	258.844	168,28	743.873	1.417.353	90,54
GERMANY, FED. REP. OF	487.905	295.464	-39,44	4.232.577	3.233.733	-23,60
AUSTRIA	-	1.000	-	-	1.500	-
BELGIUM	19.792	2.072	-89,53	170.600	30.474	-82,14
DENMARK	-	52.970	-	-	50.278	-
NORWAY	18.000	9.000	-50,00	91.569	50.350	-45,01
SWEDEN	2.537	6.165	143,00	25.394	60.982	140,14
IRELAND	-	9	-	-	1.477	-
ITALY	194.622	212.578	9,23	1.234.964	1.547.452	25,30
SPAIN	33.550	180.702	438,61	403.935	248.708	-38,43
PORTUGAL	20.000	30.025	50,13	153.300	241.270	57,38
GREECE	69.260	53.750	-22,39	421.624	330.338	-21,65
HUNGARY	11	610	5.445,45	1.071	20.231	1.788,30
POLAND	7.132	15.090	111,58	28.338	208.155	634,55
ROMANIA	-	3.300	-	-	14.643	-
BULGARIA	-	2.000	-	-	23.000	-
KAZAKHSTAN	8.200	7.100	-13,41	27.390	57.395	109,55
KYRGYZSTAN	20	-	-	677	-	-
UKRAINE	14.000	6.000	-57,14	75.845	31.100	-59,00
LATVIA	27.000	21.100	-21,85	119.381	125.925	5,48
ESTONIA	10.000	10.000	0,00	84.516	88.000	4,12
SLOVAKIA	-	5.500	-	-	70.821	-
CZECH REPUBLIC	3.572	2.549	-28,64	10.260	10.733	4,61
RUSSIA FEDERATION	43.170	80.938	87,49	261.466	448.065	71,37
LADA HITAM	**4.191.088**	**4.577.709**	**9,22**	**11.134.618**	**15.641.126**	**40,47**
JAPAN	47.059	84.470	79,50	148.442	407.100	174,25
HONG KONG	98.180	43.200	-56,00	304.396	203.131	-33,27
KOREA, REPUBLIC OF	-	240.000	-	-	1.015.406	-
TAIWAN	14.700	77.120	424,63	37.875	366.014	866,37
CHINA	440.022	750.051	70,46	1.277.103	3.639.383	184,97
THAILAND	100.000	50.000	-50,00	233.270	121.631	-47,86
SINGAPORE	63.435	37.778	-40,45	225.798	176.225	-21,95
PHILIPPINES	6.000	5.000	-16,67	16.161	26.313	62,81
MALAYSIA	63.599	2.500	-96,07	181.895	12.300	-93,24
VIET NAM	567.423	281.858	-50,33	1.389.935	1.078.525	-22,40
INDIA	605.080	297.521	-50,83	1.695.743	1.314.154	-22,50
PAKISTAN	22.500	23.600	4,89	57.400	52.135	-9,17

https://www.bps.go.id

TABEL 6. PERKEMBANGAN EKSPOR INDONESIA MENURUT KOMODITI DAN NEGARA TUJUAN
JANUARI - MARET 2021 DAN 2022

KOMODITI / NEGARA TUJUAN	BERAT BERSIH (KG)		PERUB	NILAI FOB (US $)		PERUB
	JAN-MAR 2021	JAN-MAR 2022	%	JAN-MAR 2021	JAN-MAR 2022	%
(1)	(2)	(3)	(4)	(5)	(6)	(7)
IRAN (ISLAMIC REPUBLIC OF)	-	12.000	-	-	66.000	-
SAUDI ARABIA	-	1	-	-	0	-
ISRAEL	15.000	-	-	41.250	-	-
UNITED ARAB EMIRATES	-	11.011	-	-	45.151	-
EGYPT	51.000	-	-	88.683	-	-
TOGO	1.988	-	-	7.853	-	-
NIGERIA	12.000	-	-	42.000	-	-
SOUTH AFRICA	-	500	-	-	2.750	-
MAURITIUS	-	400	-	-	2.240	-
AUSTRALIA	25.007	-	-	82.552	-	-
UNITED STATES	1.030.082	1.820.698	76,75	2.604.802	4.295.670	64,91
MEXICO	-	2.000	-	-	11.420	-
UNITED KINGDOM	-	4.000	-	-	25.100	-
NETHERLANDS	342.000	148.000	-56,73	977.319	715.544	-26,79
FRANCE	328.013	550.000	67,68	724.056	1.468.678	102,84
GERMANY, FED. REP. OF	135.000	-	-	387.727	-	-
BELGIUM	8.500	2	-99,98	27.625	7	-99,98
FINLAND	25.000	-	-	61.250	-	-
ITALY	10.500	-	-	34.734	-	-
SPAIN	75.000	-	-	223.050	-	-
GREECE	14.000	11.000	-21,43	33.950	51.250	50,96
POLAND	-	100.000	-	-	435.000	-
RUSSIA FEDERATION	90.000	25.000	-72,22	229.750	110.000	-52,12
LADA PUTIH	**6.499.379**	**3.822.621**	**-41,18**	**23.035.177**	**24.166.013**	**4,91**
JAPAN	277.471	287.511	3,62	1.477.211	2.239.357	51,59
HONG KONG	5.631	3.196	-43,24	30.296	22.672	-25,17
TAIWAN	219.226	188.296	-14,11	958.553	1.282.533	33,80
CHINA	1.386.640	227.713	-83,58	4.736.049	1.286.442	-72,84
THAILAND	136.004	150.000	10,29	538.508	1.048.072	94,63
SINGAPORE	88.034	131.132	48,96	432.510	841.774	94,63
PHILIPPINES	8.000	-	-	35.548	-	-
MALAYSIA	233.522	87.600	-62,49	1.144.722	656.154	-42,68
MYANMAR	-	2.100	-	-	3.150	-
NEPAL	18.250	21.100	15,62	69.247	100.968	45,81
VIET NAM	2.462.781	1.212.187	-50,78	7.029.279	7.093.317	0,91
INDIA	395.013	227.750	-42,34	1.382.426	743.702	-46,20
PAKISTAN	10.900	26.200	140,37	30.520	67.305	120,53
BANGLADESH	14.700	11.950	-18,71	5.145	15.973	210,45
SRI LANKA	250	-	-	1.125	-	-
SAUDI ARABIA	-	0	-	-	0	-
TURKEY	2.100	-	-	2.100	-	-
UNITED ARAB EMIRATES	-	13.965	-	-	38.176	-
EGYPT	5.000	-	-	52.133	-	-
ETHIOPIA	3.000	-	-	3.000	-	-
AUSTRALIA	15.000	-	-	76.500	-	-
EAST TIMOR	200	-	-	50	-	-
UNITED STATES	749.054	767.000	2,40	3.016.984	5.374.338	78,14
MEXICO	1.375	-	-	6.394	-	-
DOMINICAN REPUBLIC	9.500	-	-	38.982	-	-
UNITED KINGDOM	53.150	16.000	-69,90	273.088	114.800	-57,96
NETHERLANDS	72.075	80.000	11,00	415.712	708.170	70,35
FRANCE	210.003	90.250	-57,02	743.504	629.193	-15,37
GERMANY, FED. REP. OF	77.000	268.010	248,06	329.194	1.810.184	449,88
BELGIUM	3.000	-	-	14.325	-	-
ITALY	7.500	5.010	-33,20	35.521	47.196	32,87
SPAIN	30.000	-	-	131.050	-	-
GREECE	5.000	4.000	-20,00	25.500	30.000	17,65
HUNGARY	-	1.650	-	-	12.540	-
BIJI KAKAO	**3.608.226**	**4.633.266**	**28,41**	**9.165.434**	**13.190.765**	**43,92**
JAPAN	15.283	1.540	-89,92	13.771	7.448	-45,91
SINGAPORE	495	87	-82,44	1.823	111	-93,90
PHILIPPINES	50.000	400.000	700,00	137.500	1.089.600	692,44
MALAYSIA	3.529.447	4.062.374	15,10	8.940.729	11.165.213	24,88
VIET NAM	-	2	-	-	5	-
AUSTRALIA	-	500	-	-	2.625	-
UNITED STATES	500	149.932	29.886,31	2.072	843.452	40.616,98
CANADA	-	5	-	-	99	-
UNITED KINGDOM	-	27	-	-	58	-
NETHERLANDS	-	18.754	-	-	81.970	-
FRANCE	-	46	-	-	184	-
GERMANY, FED. REP. OF	12.475	-	-	68.897	-	-
AUSTRIA	27	-	-	643	-	-
CENGKEH	**7.581.883**	**3.228.889**	**-57,41**	**30.287.772**	**18.814.743**	**-37,88**
JAPAN	17.307	19.600	13,25	82.943	51.961	-37,35
HONG KONG	24.000	3.000	-87,50	40.800	33.500	-17,89
KOREA, REPUBLIC OF	9.714	9.358	-3,66	56.047	88.068	57,13
TAIWAN	63.700	428	-99,33	165.455	471	-99,72
CHINA	268.410	504.378	87,91	900.199	389.462	-56,74
THAILAND	42.040	9.920	-76,40	121.974	82.280	-32,54
SINGAPORE	637.518	169.514	-73,41	3.299.559	1.086.321	-67,08
MALAYSIA	52.085	29.850	-42,69	233.071	162.904	-30,11
MYANMAR	31.680	41.140	29,86	75.871	229.680	202,72

https://www.bps.go.id

TABEL 6. PERKEMBANGAN EKSPOR INDONESIA MENURUT KOMODITI DAN NEGARA TUJUAN
JANUARI - MARET 2021 DAN 2022

KOMODITI / NEGARA TUJUAN	BERAT BERSIH (KG)		PERUB	NILAI FOB (US $)		PERUB
	JAN-MAR 2021	JAN-MAR 2022	%	JAN-MAR 2021	JAN-MAR 2022	%
(1)	(2)	(3)	(4)	(5)	(6)	(7)
NEPAL	56.600	9.825	-82,64	176.715	21.445	-87,86
VIET NAM	378.760	62.030	-83,62	811.446	100.509	-87,61
INDIA	2.224.162	218.850	-90,16	8.165.917	1.387.953	-83,00
PAKISTAN	557.159	164.590	-70,46	2.092.684	1.084.919	-48,16
BANGLADESH	487.700	233.310	-52,16	2.494.351	1.309.529	-47,50
IRAQ	34.600	-	-	148.143	-	-
IRAN (ISLAMIC REPUBLIC OF)	67.950	-	-	216.425	-	-
SAUDI ARABIA	349.710	524.350	49,94	1.710.133	4.531.714	164,99
ISRAEL	21.000	5.425	-74,17	103.450	22.014	-78,72
KUWAIT	10.500	32.000	204,76	61.848	277.111	348,06
JORDAN	39.000	81.030	107,77	46.849	229.956	390,85
YEMEN	10.000	-	-	58.750	-	-
OMAN	19.000	20.000	5,26	85.614	180.900	111,30
SYRIA ARAB REPUBLIC	40.020	-	-	14.207	-	-
TURKEY	35.000	6.010	-82,83	95.889	37.096	-61,31
UNITED ARAB EMIRATES	865.220	611.971	-29,27	4.153.290	4.332.879	4,32
QATAR	5.000	6.000	20,00	26.000	56.100	115,77
BAHRAIN	-	9.000	-	-	75.870	-
EGYPT	-	49.200	-	-	173.006	-
LIBYAN ARAB JAMAHIRIYA	37.000	-	-	160.435	-	-
MOROCCO	38.210	50.920	33,26	182.820	310.419	69,79
TUNISIA	10.000	-	-	47.000	-	-
ALGERIA	57.000	-	-	252.650	-	-
SUDAN	91.780	-	-	346.380	-	-
ETHIOPIA	21.500	-	-	58.050	-	-
TOGO	994	-	-	5.666	-	-
GHANA	-	12.000	-	-	95.750	-
SENEGAL	545	-	-	1.987	-	-
DJIBOUTI	160.620	-	-	673.824	-	-
SOUTH AFRICA	9.000	10.000	11,11	5.175	18.464	256,79
MAURITIUS	-	200	-	-	1.920	-
AUSTRALIA	10.000	10.400	4,00	61.000	92.220	51,18
NEW ZEALAND	1.000	-	-	6.250	-	-
UNITED STATES	140.087	132.482	-5,43	764.077	1.106.035	44,75
CANADA	32.796	9.000	-72,56	81.492	91.246	11,97
MEXICO	-	48.875	-	-	137.836	-
CHILE	11.000	-	-	48.600	-	-
ARGENTINA	3.000	-	-	14.400	-	-
BRAZIL	7.050	10.950	55,32	49.280	87.819	78,21
PERU	63.000	-	-	324.011	-	-
DOMINICAN REPUBLIC	38.000	12.000	-68,42	169.850	102.300	-39,77
HAITI	93.325	48.000	-48,57	464.559	396.525	-14,64
UNITED KINGDOM	44.430	6.600	-85,15	196.759	58.830	-70,10
NETHERLANDS	255.010	3.681	-98,56	403.878	24.100	-94,03
FRANCE	30.002	30.000	-0,01	184.789	181.473	-1,79
GERMANY, FED. REP. OF	39.000	8.001	-79,48	133.849	28.412	-78,77
BELGIUM	3.200	-	-	18.038	-	-
ITALY	3.000	1.500	-50,00	10.865	2.236	-79,42
KAZAKHSTAN	5.000	7.500	50,00	33.750	62.795	86,06
UKRAINE	3.500	-	-	13.757	-	-
SLOVAKIA	-	6.000	-	-	70.714	-
RUSSIA FEDERATION	25.000	-	-	136.953	-	-
LADA LAINNYA	**760.161**	**511.163**	**-32,76**	**4.300.956**	**2.358.000**	**-45,17**
JAPAN	1.000	2.500	150,00	21.750	49.375	127,01
CHINA	282.330	345.042	22,21	1.368.151	1.250.769	-8,58
SINGAPORE	2.605	1.200	-53,93	6.984	2.193	-68,60
MALAYSIA	3.080	520	-83,12	10.804	928	-91,41
NEPAL	68.750	-	-	320.149	-	-
VIET NAM	50.000	-	-	242.500	-	-
INDIA	293.120	90.960	-68,97	2.023.070	632.287	-68,75
PAKISTAN	25.150	36.190	43,90	65.480	85.247	30,19
BANGLADESH	4.900	350	-92,86	77.500	315	-99,59
ISRAEL	-	3.000	-	-	18.567	-
JORDAN	-	1.000	-	-	6.000	-
UNITED ARAB EMIRATES	-	13.801	-	-	74.839	-
MOROCCO	28.000	6.000	-78,57	123.760	47.246	-61,82
EAST TIMOR	-	100	-	-	30	-
UNITED STATES	651	-	-	9.834	-	-
FRANCE	1	1.500	107.042,86	2	25.576	1.207.459,02
GERMANY, FED. REP. OF	574	9.000	1.467,94	30.972	164.627	431,53
TEH	**1.184.735**	**1.240.100**	**4,67**	**2.485.071**	**2.353.798**	**-5,28**
JAPAN	1.104	82	-92,56	7.953	1.229	-84,55
HONG KONG	1.320	361	-72,65	8.170	341	-95,82
TAIWAN	109.354	114.078	4,32	226.805	235.566	3,86
CHINA	5	50	1.006,67	176	280	59,40
PAPUA NEW GUINEA	144	92	-36,11	557	379	-32,03
THAILAND	17.500	18.900	8,00	51.150	56.935	11,31
SINGAPORE	2.289	53	-97,71	6.130	396	-93,54
MALAYSIA	11.107	10.360	-6,72	23.055	19.334	-16,14
BRUNEI DARUSSALAM	190	-	-	345	-	-
VIET NAM	12.950	-	-	38.259	-	-
INDIA	177.000	-	-	237.180	-	-
PAKISTAN	55.100	31.000	-43,74	142.500	69.077	-51,52

https://www.bps.go.id

TABEL 6. PERKEMBANGAN EKSPOR INDONESIA MENURUT KOMODITI DAN NEGARA TUJUAN
JANUARI - MARET 2021 DAN 2022

KOMODITI / NEGARA TUJUAN	BERAT BERSIH (KG)		PERUB	NILAI FOB (US $)		PERUB
	JAN-MAR 2021	JAN-MAR 2022	%	JAN-MAR 2021	JAN-MAR 2022	%
(1)	(2)	(3)	(4)	(5)	(6)	(7)
AFGHANISTAN	70.000	-	-	160.240	-	-
KUWAIT	3	-	-	19	-	-
UNITED ARAB EMIRATES	51.000	82.528	61,82	108.120	170.965	58,13
EGYPT	40.000	40.000	0,00	88.000	84.800	-3,64
MOROCCO	324	-	-	5.003	-	-
KENYA	-	24.140	-	-	55.867	-
AUSTRALIA	585	200	-65,81	4.788	800	-83,29
EAST TIMOR	691	15.569	2.153,10	2.452	8.620	251,50
UNITED STATES	60.500	28.554	-52,80	126.230	76.380	-39,49
PERU	-	42.000	-	-	97.400	-
NETHERLANDS	134.000	-	-	334.400	-	-
FRANCE	100	-	-	9.000	-	-
GERMANY, FED. REP. OF	241.850	525.450	117,26	386.686	709.048	83,37
BELGIUM	-	1.650	-	-	6.219	-
ITALY	-	9.034	-	-	33.241	-
SPAIN	7.220	-	-	28.168	-	-
POLAND	104.000	208.000	100,00	257.465	502.440	95,15
TURKMENISTAN	3.000	-	-	6.150	-	-
UKRAINE	16.400	11.000	-32,93	41.750	23.320	-44,14
RUSSIA FEDERATION	67.000	77.000	14,93	184.320	201.160	9,14
KARET ALAM	**525.549**	**573.682**	**9,16**	**1.097.536**	**1.082.542**	**-1,37**
JAPAN	-	10	-	-	20.000	-
CHINA	3	15	448,15	41	240	483,33
THAILAND	41	40	-2,44	600	650	8,33
SINGAPORE	5	-	-	5	-	-
VIET NAM	290.500	253.000	-12,91	712.140	670.400	-5,86
INDIA	-	84.000	-	-	102.960	-
TURKEY	84.500	-	-	136.425	-	-
EAST TIMOR	-	10	-	-	5	-
UNITED STATES	-	107	-	-	187	-
BRAZIL	43.000	172.000	300,00	70.950	209.410	195,15
BELGIUM	107.500	64.500	-40,00	177.375	78.690	-55,64
TANAMAN TAHUNAN LAINNYA	**47.376**	**18.589**	**-60,76**	**249.003**	**202.619**	**-18,63**
JAPAN	10.468	10	-99,90	39.392	2.268	-94,24
HONG KONG	2.255	140	-93,79	2.255	98	-95,65
CHINA	3	-	-	13	-	-
SINGAPORE	22.457	9.140	-59,30	49.054	23.713	-51,66
MALAYSIA	3.191	4.764	49,29	1.313	2.816	114,57
SAUDI ARABIA	3.734	2.734	-26,78	15.788	1.300	-91,77
QATAR	582	225	-61,33	1.649	2.184	32,48
SOUTH AFRICA	10	-	-	45	-	-
EAST TIMOR	-	370	-	-	60	-
UNITED STATES	630	475	-24,57	99.396	101.765	2,38
UNITED KINGDOM	20	-	-	423	-	-
NETHERLANDS	4.011	730	-81,80	39.528	68.414	73,08
ITALY	15	-	-	149	-	-
BUAH-BUAHAN TAHUNAN	**241.884.486**	**247.273.966**	**2,23**	**103.940.848**	**98.062.679**	**-5,66**
JAPAN	941.198	841.461	-10,60	563.405	413.958	-26,53
HONG KONG	2.464.103	1.269.210	-48,49	8.165.839	3.634.134	-55,50
KOREA, REPUBLIC OF	729.259	-	-	442.596	-	-
TAIWAN	24.309	17.265	-28,97	55.218	43.305	-21,58
CHINA	84.394.959	109.436.041	29,67	32.472.592	47.072.997	44,96
THAILAND	38.752.869	47.473.610	22,50	13.060.486	14.527.351	11,23
SINGAPORE	1.178.730	1.793.263	52,14	924.054	1.217.650	31,77
PHILIPPINES	-	140.002	-	-	71.237	-
MALAYSIA	81.916.184	77.471.839	-5,43	22.089.192	21.625.234	-2,10
CAMBODIA	25.786	55.822	116,48	26.950	38.164	41,61
BRUNEI DARUSSALAM	-	100	-	-	29	-
NEPAL	-	342.000	-	-	557.465	-
VIET NAM	22.205.847	2.878.080	-87,04	14.586.641	1.604.145	-89,00
MALDIVES	-	4.126	-	-	9.121	-
INDIA	5.319.061	1.694.038	-68,15	7.511.955	2.326.970	-69,02
PAKISTAN	11.000	50.030	354,82	9.900	20.426	106,33
BANGLADESH	465.000	369.000	-20,65	859.350	675.575	-21,39
IRAN (ISLAMIC REPUBLIC OF)	-	316.000	-	-	427.220	-
SAUDI ARABIA	552.893	558.519	1,02	398.345	432.134	8,48
ISRAEL	-	110	-	-	650	-
KUWAIT	20.927	15.399	-26,42	78.278	73.426	-6,20
JORDAN	57.000	150.000	163,16	21.510	180.000	736,82
LEBANON	52.760	35.094	-33,48	50.150	40.220	-19,80
OMAN	533.158	277.940	-47,87	282.301	165.589	-41,34
TURKEY	18.200	-	-	23.205	-	-
UNITED ARAB EMIRATES	1.110.239	1.572.548	41,64	797.304	1.471.933	84,61
QATAR	505.682	109.284	-78,39	328.310	114.710	-65,06
BAHRAIN	25.400	3.410	-86,57	15.420	15.022	-2,58
EGYPT	26.000	1.200	-95,38	13.000	5.000	-61,54
NIGERIA	-	820	-	-	152.000	-
AUSTRALIA	109.785	4.521	-95,88	98.558	16.729	-83,03
NEW ZEALAND	-	58	-	-	202	-
SOLOMON ISLANDS	360	-	-	3.000	-	-
EAST TIMOR	23.126	9.971	-56,88	21.574	13.839	-35,85
UNITED STATES	13.300	4.310	-67,60	25.234	18.371	-27,20

https://www.bps.go.id

TABEL 6. PERKEMBANGAN EKSPOR INDONESIA MENURUT KOMODITI DAN NEGARA TUJUAN
JANUARI - MARET 2021 DAN 2022

KOMODITI / NEGARA TUJUAN	BERAT BERSIH (KG)		PERUB	NILAI FOB (US $)		PERUB
	JAN-MAR 2021	JAN-MAR 2022	%	JAN-MAR 2021	JAN-MAR 2022	%
(1)	(2)	(3)	(4)	(5)	(6)	(7)
CANADA	25.101	125	-99,50	66.363	349	-99,47
HONDURAS	-	18.000	-	-	75.977	-
BRAZIL	100.860	-	-	57.418	-	-
COLOMBIA	-	429	-	-	64.000	-
PERU	-	1.071	-	-	142.240	-
DOMINICAN REPUBLIC	-	50.000	-	-	47.500	-
UNITED KINGDOM	27.869	1.593	-94,28	47.957	18.877	-60,64
NETHERLANDS	47.403	241.575	409,62	240.119	506.919	111,11
FRANCE	48.197	24.884	-48,37	285.390	169.405	-40,64
GERMANY, FED. REP. OF	13.233	18.872	42,61	53.574	34.960	-34,74
BELGIUM	75.000	-	-	75.000	-	-
SWITZERLAND	1.684	1.600	-4,99	22.005	22.361	1,62
ITALY	530	1.338	152,45	1.848	669	-63,80
SPAIN	30.366	-	-	5.002	-	-
HUNGARY	25	-	-	63	-	-
SLOVAKIA	-	15.000	-	-	10.950	-
CZECH REPUBLIC	1.238	4.158	236,03	6.134	3.477	-43,32
RUSSIA FEDERATION	35.846	253	-99,29	155.606	188	-99,88
TANAMAN HIAS	**448.523**	**442.876**	**-1,26**	**491.609**	**674.870**	**37,28**
JAPAN	412.918	394.555	-4,45	432.031	588.927	36,32
TAIWAN	22.400	36.000	60,71	15.120	36.050	138,43
SINGAPORE	117	1.857	1.488,90	105	25.441	24.098,26
MALAYSIA	10.525	10.130	-3,75	11.461	20.053	74,96
QATAR	195	110	-43,59	261	377	44,57
AUSTRALIA	2.368	225	-90,50	32.631	4.021	-87,68
TANAMAN HORTIKULTURA LAINNYA	**1.012.176**	**936.092**	**-7,52**	**3.229.253**	**4.587.003**	**42,05**
JAPAN	10.111	18.844	86,37	99.308	240.033	141,71
HONG KONG	4.035	1.171	-70,98	18.053	6.960	-61,45
KOREA, REPUBLIC OF	675.258	522.736	-22,59	455.029	331.839	-27,07
TAIWAN	12.125	2.092	-82,75	28.168	10.024	-64,42
CHINA	155.189	257.800	66,12	113.114	82.800	-26,80
THAILAND	733	4.350	493,65	25.311	35.802	41,45
SINGAPORE	32.632	21.657	-33,63	783.308	718.626	-8,26
PHILIPPINES	49	35	-29,50	75.643	10.984	-85,48
MALAYSIA	23.869	25	-99,89	26.214	525	-98,00
MYANMAR	10.021	-	-	10.021	-	-
CAMBODIA	-	2	-	-	62	-
BRUNEI DARUSSALAM	-	11	-	-	11.862	-
NEPAL	-	12	-	-	4.880	-
VIET NAM	26.872	460	-98,29	32.688	6.047	-81,50
MALDIVES	10	-	-	126	-	-
INDIA	-	18	-	-	22.028	-
IRAQ	116	120	3,45	935	2.311	147,13
SAUDI ARABIA	1.285	-	-	3.436	-	-
KUWAIT	3.100	20.145	549,84	9.795	6.760	-30,99
JORDAN	116	-	-	854	-	-
TURKEY	5	3	-50,00	299	201	-33,00
UNITED ARAB EMIRATES	2.897	-	-	10.148	-	-
QATAR	3.680	1.489	-59,55	9.229	9.554	3,52
CYPRUS	15	-	-	236	-	-
KENYA	72	-	-	9.527	-	-
NIGERIA	-	9	-	-	50	-
SOUTH AFRICA	298	318	6,55	22.611	13.947	-38,32
AUSTRALIA	1.998	819	-58,98	207.895	202.130	-2,77
NEW ZEALAND	142	5	-96,48	15.519	2.295	-85,21
EAST TIMOR	47	-	-	1.866	-	-
UNITED STATES	21.244	31.742	49,42	406.330	866.510	113,25
CANADA	2.485	4.599	85,08	132.625	118.915	-10,34
BARBADOS	-	4	-	-	231	-
UNITED KINGDOM	513	270	-47,39	12.337	11.202	-9,20
NETHERLANDS	19.411	35.886	84,87	619.114	1.751.799	182,95
FRANCE	-	33	-	-	1.150	-
GERMANY, FED. REP. OF	2.789	5.102	82,95	63.605	56.006	-11,95
BELGIUM	89	18	-79,89	12.669	14.955	18,04
SWITZERLAND	-	20	-	-	234	-
NORWAY	-	7	-	-	529	-
ITALY	199	5.107	2.466,48	439	18.302	4.073,63
SPAIN	205	186	-9,64	4.213	2.781	-33,99
POLAND	198	578	192,03	7.956	15.211	91,18
CROATIA	10	-	-	1.832	-	-
CZECH REPUBLIC	351	421	19,83	8.729	9.459	8,36
RUSSIA FEDERATION	7	-	-	71	-	-
SARANG BURUNG	**494.172**	**297.162**	**-39,87**	**160.932.780**	**162.255.437**	**0,82**
JAPAN	13	13	-3,85	1.518	13.881	814,75
HONG KONG	331.482	125.611	-62,11	32.451.034	18.548.396	-42,84
KOREA, REPUBLIC OF	0	0	125,00	115	265	130,43
TAIWAN	13.195	2.382	-81,95	1.307.787	284.326	-78,26
CHINA	70.744	79.851	12,87	111.751.699	113.309.941	1,39
MONGOLIA	1	-	-	150	-	-
MACAU	-	170	-	-	17.975	-
THAILAND	388	2	-99,61	320.616	150	-99,95
SINGAPORE	27.446	16.985	-38,11	6.178.520	5.138.225	-16,84

https://www.bps.go.id

TABEL 6. PERKEMBANGAN EKSPOR INDONESIA MENURUT KOMODITI DAN NEGARA TUJUAN
JANUARI - MARET 2021 DAN 2022

KOMODITI / NEGARA TUJUAN	BERAT BERSIH (KG)		PERUB	NILAI FOB (US $)		PERUB
	JAN-MAR 2021	JAN-MAR 2022	%	JAN-MAR 2021	JAN-MAR 2022	%
(1)	(2)	(3)	(4)	(5)	(6)	(7)
PHILIPPINES	-	1	-	-	400	-
MALAYSIA	20.644	15.145	-26,64	1.362.077	504.570	-62,96
CAMBODIA	-	3	-	-	165	-
VIET NAM	21.599	47.594	120,35	1.260.254	16.829.355	1.235,39
UNITED ARAB EMIRATES	-	33	-	-	3.020	-
SAINT HELENA	-	9	-	-	900	-
AUSTRALIA	486	646	33,13	650.536	719.517	10,60
UNITED STATES	7.477	8.249	10,33	5.163.550	6.616.757	28,14
CANADA	583	406	-30,36	412.989	235.004	-43,10
FRANCE	114	62	-45,34	71.837	32.591	-54,63
AUSTRIA	1	-	-	100	-	-
BABI	**6.523.593**	**5.742.773**	**-11,97**	**15.047.930**	**11.966.586**	**-20,48**
SINGAPORE	6.523.593	5.742.773	-11,97	15.047.930	11.966.586	-20,48
REPTIL	**42.931**	**43.460**	**1,23**	**836.019**	**794.366**	**-4,98**
JAPAN	807	727	-9,91	202.134	221.846	9,75
HONG KONG	129	-	-	36.750	-	-
KOREA, REPUBLIC OF	3.707	9.205	148,31	53.519	42.662	-20,29
TAIWAN	19	94	394,74	23.050	34.436	49,40
MACAU	10	-	-	10.000	-	-
THAILAND	14	-	-	6.611	-	-
SINGAPORE	36.702	30.218	-17,67	94.415	88.078	-6,71
IRAQ	15	3	-80,00	1.200	30	-97,50
IRAN (ISLAMIC REPUBLIC OF)	10	-	-	1.125	-	-
JORDAN	25	-	-	330	-	-
UNITED ARAB EMIRATES	-	1.548	-	-	14.228	-
BAHRAIN	-	20	-	-	1.500	-
UNITED STATES	915	1.028	12,35	285.855	298.805	4,53
CANADA	44	-	-	1.791	-	-
UNITED KINGDOM	75	-	-	21.838	-	-
NETHERLANDS	67	-	-	5.680	-	-
FRANCE	17	116	582,35	39.995	15.036	-62,41
GERMANY, FED. REP. OF	148	141	-5,07	38.075	23.590	-38,04
ITALY	160	180	12,50	2.331	2.867	22,99
CZECH REPUBLIC	67	181	170,15	11.321	51.290	353,07
TERNAK LAINNYA	**238.564**	**220.241**	**-7,68**	**762.473**	**1.670.383**	**119,07**
JAPAN	1.397	355	-74,58	45.447	23.077	-49,22
HONG KONG	27.232	668	-97,55	111.707	853	-99,24
KOREA, REPUBLIC OF	296	624	111,30	22.983	83.220	262,10
TAIWAN	20	485	2.323,75	200	3.822	1.811,01
CHINA	19	3	-82,70	131	151	15,22
THAILAND	31	244	687,10	607	1.700	179,98
SINGAPORE	36.331	26.150	-28,02	62.558	872.170	1.294,17
PHILIPPINES	1.090	115	-89,45	5.193	795	-84,69
MALAYSIA	162.864	151.996	-6,67	388.448	306.367	-21,13
MYANMAR	2.761	13.918	404,09	49.534	284.084	473,52
BRUNEI DARUSSALAM	307	822	167,34	3.691	6.003	62,63
INDIA	70	-	-	207	-	-
BANGLADESH	688	-	-	6.150	-	-
IRAQ	5	-	-	2.500	-	-
SAUDI ARABIA	-	30	-	-	210	-
JORDAN	15	-	-	900	-	-
UNITED ARAB EMIRATES	-	11	-	-	135	-
QATAR	-	2	-	-	26	-
CYPRUS	-	3	-	-	80	-
EQUATORIAL GUINEA	157	-	-	967	-	-
SENEGAL	750	18.000	2.300,00	710	20.160	2.739,44
SOUTH AFRICA	18	16	-11,11	213	227	6,42
EAST TIMOR	3.494	6.131	75,49	45.808	53.577	16,96
UNITED STATES	445	218	-51,01	5.983	4.774	-20,20
CANADA	33	7	-79,07	936	119	-87,30
MEXICO	-	12	-	-	400	-
COLOMBIA	19	-	-	100	-	-
UNITED KINGDOM	195	141	-27,76	2.956	1.433	-51,52
NETHERLANDS	74	54	-27,03	1.876	1.400	-25,37
FRANCE	42	64	52,38	476	1.140	139,50
GERMANY, FED. REP. OF	-	44	-	-	613	-
BELGIUM	20	5	-75,00	178	233	31,52
ITALY	40	40	0,00	1.020	897	-12,06
SPAIN	76	38	-49,70	775	646	-16,73
KAZAKHSTAN	-	3	-	-	100	-
CZECH REPUBLIC	-	12	-	-	825	-
RUSSIA FEDERATION	78	30	-61,54	220	1.148	421,59
SATWA LIAR	**956**	**288**	**-69,88**	**295.540**	**114.700**	**-61,19**
BANGLADESH	537	40	-92,54	170.540	13.550	-92,05
AFGHANISTAN	43	-	-	2.000	-	-
IRAQ	43	24	-44,19	3.000	17.200	473,33
LEBANON	-	224	-	-	83.950	-
UNITED STATES	334	-	-	120.000	-	-
GAHARU	**328.905**	**406.001**	**23,44**	**3.478.657**	**3.579.864**	**2,91**
HONG KONG	402	-	-	2.242	-	-

https://www.bps.go.id

TABEL 6. PERKEMBANGAN EKSPOR INDONESIA MENURUT KOMODITI DAN NEGARA TUJUAN
JANUARI - MARET 2021 DAN 2022

KOMODITI / NEGARA TUJUAN	BERAT BERSIH (KG)		PERUB	NILAI FOB (US $)		PERUB
	JAN-MAR 2021	JAN-MAR 2022	%	JAN-MAR 2021	JAN-MAR 2022	%
(1)	(2)	(3)	(4)	(5)	(6)	(7)
KOREA, REPUBLIC OF	12.520	29.020	131,79	106.720	439.700	312,01
TAIWAN	458	223	-51,31	5.190	6.320	21,77
CHINA	-	49.800	-	-	37.200	-
SINGAPORE	13.598	9.242	-32,03	213.548	312.456	46,32
MALAYSIA	-	190	-	-	17.850	-
BRUNEI DARUSSALAM	-	2	-	-	200	-
VIET NAM	300	814	171,33	1.500	12.210	714,00
INDIA	-	5.000	-	-	5.000	-
PAKISTAN	-	19.500	-	-	23.400	-
SAUDI ARABIA	154.793	122.068	-21,14	2.711.967	1.930.305	-28,82
KUWAIT	1.240	8.575	591,53	56.705	108.580	91,48
OMAN	27	27	0,00	1.700	2.700	58,82
UNITED ARAB EMIRATES	63.616	77.586	21,96	145.885	435.918	198,81
QATAR	909	923	1,53	39.067	30.001	-23,21
BAHRAIN	1.002	1.016	1,40	78.200	84.600	8,18
MOROCCO	-	13	-	-	500	-
SUDAN	-	58.000	-	-	69.600	-
NIGERIA	80.000	24.000	-70,00	113.682	63.024	-44,56
UNITED STATES	36	-	-	1.850	-	-
UNITED KINGDOM	-	1	-	-	100	-
FRANCE	-	2	-	-	200	-
LUXEMBOURG	4	-	-	400	-	-
BAMBU	**840.196**	**559.360**	**-33,43**	**707.859**	**459.122**	**-35,14**
HONG KONG	800	-	-	5.600	-	-
CHINA	23	201	771,32	384	1.152	199,67
SINGAPORE	42	6.597	15.719,69	877	2.736	211,82
MALDIVES	23.033	-	-	18.076	-	-
SRI LANKA	46.227	-	-	147.492	-	-
SAUDI ARABIA	69.850	53.340	-23,64	18.203	18.433	1,26
ISRAEL	-	240	-	-	309	-
OMAN	73.389	26.775	-63,52	10.347	2.738	-73,54
UNITED ARAB EMIRATES	36.735	43.950	19,64	8.390	13.192	57,24
AUSTRALIA	410.649	323.948	-21,11	340.924	291.538	-14,49
NEW CALEDONIA	4.925	-	-	4.595	-	-
UNITED STATES	101.911	41.871	-58,91	78.346	41.912	-46,50
UNITED KINGDOM	5.200	8.122	56,18	18.151	10.202	-43,79
NETHERLANDS	19.557	146	-99,25	2.202	221	-89,99
FRANCE	15.706	10.365	-34,00	15.281	10.393	-31,99
GERMANY, FED. REP. OF	10.519	-	-	12.212	-	-
BELGIUM	9.488	9.756	2,82	5.936	7.444	25,40
DENMARK	-	11.450	-	-	9.615	-
ITALY	10.214	18.537	81,49	18.265	42.000	129,95
SPAIN	1.857	3.771	103,08	1.174	6.169	425,65
PORTUGAL	-	92	-	-	69	-
GREECE	70	200	185,71	1.405	1.000	-28,84
HASIL HUTAN LAINNYA	**49.292**	**19.859**	**-59,71**	**120.421**	**154.730**	**28,49**
TAIWAN	333	-	-	4.995	-	-
CHINA	9.525	15.755	65,41	99.670	148.300	48,79
SINGAPORE	9.614	3.673	-61,79	5.730	4.275	-25,39
INDIA	1.500	-	-	120	-	-
PAKISTAN	28.020	-	-	8.406	-	-
SUDAN	300	431	43,67	1.500	2.155	43,67
KAYU BAKAR	**81.290**	**183.680**	**125,95**	**8.712**	**88.112**	**911,35**
JAPAN	-	1.470	-	-	19.511	-
CHINA	-	127.920	-	-	62.610	-
SINGAPORE	54.290	54.290	0,00	6.012	5.991	-0,36
SAUDI ARABIA	27.000	-	-	2.700	-	-
KAYU LAINNYA	**12**	**20**	**66,67**	**36**	**100**	**177,78**
UNITED ARAB EMIRATES	12	20	66,67	36	100	177,78
GETAH KARET DAN SEJENISNYA	**12.127.231**	**12.118.461**	**-0,07**	**16.173.863**	**18.059.120**	**11,66**
JAPAN	34.000	50.030	47,15	214.520	330.364	54,00
HONG KONG	305	-	-	27.150	-	-
KOREA, REPUBLIC OF	24.600	14.600	-40,65	65.149	59.890	-8,07
TAIWAN	30.500	21.250	-30,33	64.831	46.641	-28,06
CHINA	2.257.209	385.918	-82,90	3.725.930	1.710.265	-54,10
THAILAND	82.201	121.525	47,84	284.123	378.084	33,07
SINGAPORE	368.009	277.759	-24,52	811.494	972.534	19,84
PHILIPPINES	32.000	32.300	0,94	99.200	99.415	0,22
MALAYSIA	313.361	302.288	-3,53	347.891	570.566	64,01
MYANMAR	19.200	-	-	27.840	-	-
LAO PEOPLE'S DEM. REP.	5.000	6.000	20,00	121.600	146.900	20,81
VIET NAM	1.701.023	2.939.909	72,83	2.304.017	4.085.635	77,33
INDIA	5.049.594	4.791.034	-5,12	4.789.672	5.168.266	7,90
PAKISTAN	306.880	434.210	41,49	214.271	333.044	55,43
BANGLADESH	603.980	1.196.886	98,17	366.740	736.489	100,82
SRI LANKA	302.990	338.710	11,79	153.058	190.184	24,26
SAUDI ARABIA	355.580	212.180	-40,33	330.284	420.048	27,18
YEMEN	-	15.000	-	-	53.800	-
OMAN	1.025	-	-	1.100	-	-
UNITED ARAB EMIRATES	115.000	253.826	120,72	95.358	299.754	214,35

https://www.bps.go.id

TABEL 6. PERKEMBANGAN EKSPOR INDONESIA MENURUT KOMODITI DAN NEGARA TUJUAN
JANUARI - MARET 2021 DAN 2022

KOMODITI / NEGARA TUJUAN	BERAT BERSIH (KG)		PERUB	NILAI FOB (US $)		PERUB
	JAN-MAR 2021	JAN-MAR 2022	%	JAN-MAR 2021	JAN-MAR 2022	%
(1)	(2)	(3)	(4)	(5)	(6)	(7)
QATAR	5.000	-	-	6.250	-	-
EGYPT	91.000	119.000	30,77	275.290	492.025	78,73
LIBYAN ARAB JAMAHIRIYA	-	8.010	-	-	489	-
MOROCCO	-	38.500	-	-	153.485	-
TUNISIA	33.820	33.000	-2,42	19.340	18.200	-5,89
SUDAN	37.020	22.000	-40,57	24.971	54.650	118,85
ETHIOPIA	61.000	-	-	170.030	-	-
NIGERIA	-	5	-	-	178	-
DJIBOUTI	67.820	41.000	-39,55	101.676	101.922	0,24
AUSTRALIA	125	350	180,00	365	14.410	3.847,95
NEW ZEALAND	600	-	-	3.300	-	-
UNITED STATES	19.288	2.024	-89,51	54.960	3.944	-92,82
CANADA	2.000	-	-	6.800	-	-
MEXICO	-	1.000	-	-	6.000	-
UNITED KINGDOM	12.000	12.000	0,00	331.800	331.800	0,00
NETHERLANDS	-	22.850	-	-	181.517	-
FRANCE	35.000	17.023	-51,36	187.911	100.978	-46,26
GERMANY, FED. REP. OF	65.000	20.208	-68,91	334.053	193.572	-42,05
BELGIUM	22.500	-	-	139.950	-	-
SWITZERLAND	100	200	100,00	3.690	7.200	95,12
ITALY	62.500	22.500	-64,00	402.450	162.000	-59,75
SPAIN	10.000	10.000	0,00	66.800	71.800	7,49
PORTUGAL	-	355.366	-	-	563.071	-
BAHAN ANYAMAN SELAIN BAMBU DAN ROTAN	**17.932**	**62.730**	**249,81**	**131.827**	**216.407**	**64,16**
JAPAN	-	125	-	-	590	-
CHINA	500	1.144	128,80	47.500	40.040	-15,71
THAILAND	2.049	9.180	348,02	2.208	4.590	107,88
SINGAPORE	-	3.447	-	-	33.965	-
PHILIPPINES	-	23.400	-	-	2.340	-
MALAYSIA	8.000	1.383	-82,71	12.795	48.405	278,31
CAMBODIA	-	5.600	-	-	24.939	-
UNITED ARAB EMIRATES	-	6.045	-	-	504	-
AUSTRALIA	431	19	-95,59	1.256	326	-74,08
UNITED STATES	2.877	9.587	233,23	21.813	24.859	13,96
CANADA	91	-	-	923	-	-
ARGENTINA	3.700	2.200	-40,54	42.975	35.252	-17,97
BRAZIL	-	325	-	-	46	-
CAYMAN ISLANDS	10	160	1.500,00	14	378	2.543,04
NETHERLANDS	92	-	-	575	-	-
FRANCE	-	115	-	-	174	-
SPAIN	5	-	-	50	-	-
GREECE	72	-	-	335	-	-
CZECH REPUBLIC	106	-	-	1.383	-	-
HASIL HUTAN BUKAN KAYU LAINNYA	**999.698.873**	**1.070.137.276**	**7,05**	**96.624.420**	**105.037.188**	**8,71**
JAPAN	859.481.986	943.375.959	9,76	82.737.197	90.466.222	9,34
KOREA, REPUBLIC OF	768.561	30.832.470	3.911,71	117.449	2.652.188	2.158,16
TAIWAN	92.361	135.135	46,31	17.688	26.010	47,05
CHINA	2.538.746	1.732.195	-31,77	537.827	379.339	-29,47
THAILAND	99.032.967	76.320.293	-22,93	9.053.441	7.142.469	-21,11
SINGAPORE	19.965.239	15.392.268	-22,90	1.907.368	1.326.552	-30,45
PHILIPPINES	-	4	-	-	136	-
MALAYSIA	17.013.652	69.133	-99,59	1.561.973	21.470	-98,63
CAMBODIA	4.000	-	-	14.401	-	-
VIET NAM	54.000	-	-	8.640	-	-
INDIA	53.633	342.439	538,48	354.981	2.166.274	510,25
PAKISTAN	637.300	1.837.960	188,40	110.240	626.840	468,61
SRI LANKA	7.500	8.000	6,67	27.498	30.589	11,24
AFGHANISTAN	-	42.850	-	-	16.712	-
UNITED ARAB EMIRATES	-	1	-	-	20	-
SOUTH AFRICA	2.000	-	-	8.960	-	-
NEW ZEALAND	-	2.000	-	-	8.841	-
EAST TIMOR	-	569	-	-	713	-
UNITED STATES	75	-	-	750	-	-
FRANCE	3	-	-	29	-	-
GERMANY, FED. REP. OF	46.850	46.000	-1,81	165.978	172.813	4,12
IKAN SEGAR / DINGIN HASIL TANGKAP	**15.611.871**	**13.125.582**	**-15,93**	**33.851.967**	**27.034.044**	**-20,14**
JAPAN	828.072	344.005	-58,46	3.602.729	1.707.071	-52,62
HONG KONG	411.245	211.254	-48,63	859.006	656.396	-23,59
KOREA, REPUBLIC OF	175	73.500	41.900,00	175	149.695	85.440,00
TAIWAN	662.892	405.415	-38,84	1.879.000	1.420.045	-24,43
CHINA	1.288.622	558.788	-56,64	3.702.871	1.742.197	-52,95
THAILAND	4.549	172	-96,21	4.919	1.328	-73,00
SINGAPORE	4.173.062	3.670.827	-12,04	10.568.954	8.493.331	-19,64
PHILIPPINES	28.842	-	-	65.014	-	-
MALAYSIA	8.067.099	7.771.465	-3,66	12.054.285	12.120.562	0,55
BRUNEI DARUSSALAM	-	16	-	-	8	-
VIET NAM	125	-	-	125	-	-
SAUDI ARABIA	41.675	29.641	-28,87	125.025	94.418	-24,48
UNITED ARAB EMIRATES	3.450	-	-	5.670	-	-
MAURITIUS	1.125	-	-	2.250	-	-
AUSTRALIA	81.399	37.578	-53,83	888.544	486.604	-45,24
COOK ISLANDS	100	-	-	100	-	-

https://www.bps.go.id

TABEL 6. PERKEMBANGAN EKSPOR INDONESIA MENURUT KOMODITI DAN NEGARA TUJUAN
JANUARI - MARET 2021 DAN 2022

KOMODITI / NEGARA TUJUAN	BERAT BERSIH (KG)		PERUB	NILAI FOB (US $)		PERUB
	JAN-MAR 2021	JAN-MAR 2022	%	JAN-MAR 2021	JAN-MAR 2022	%
(1)	(2)	(3)	(4)	(5)	(6)	(7)
UNITED STATES	19.100	19.047	-0,28	92.380	152.761	65,36
GUATEMALA	-	868	-	-	2.324	-
HONDURAS	340	-	-	920	-	-
ARUBA	-	3.006	-	-	7.304	-
UDANG HASIL TANGKAP	**790.063**	**532.575**	**-32,59**	**6.054.556**	**7.623.794**	**25,92**
JAPAN	1.722	11	-99,36	10.161	1.195	-88,24
HONG KONG	96.935	25.313	-73,89	1.191.529	433.912	-63,58
KOREA, REPUBLIC OF	266	445	66,89	5.333	7.461	39,89
TAIWAN	71.536	69.801	-2,43	716.296	1.426.647	99,17
CHINA	417.680	225.078	-46,11	3.453.024	5.020.739	45,40
THAILAND	112	5	-95,54	112	85	-24,06
SINGAPORE	113.188	111.840	-1,19	392.855	444.097	13,04
PHILIPPINES	5	12	140,00	75	147	95,83
MALAYSIA	82.940	96.201	15,99	127.808	137.730	7,76
MYANMAR	-	1	-	-	16	-
BRUNEI DARUSSALAM	-	217	-	-	1.222	-
VIET NAM	572	5	-99,13	2.055	24	-98,84
INDIA	-	19	-	-	112	-
PAKISTAN	-	1	-	-	5	-
IRAQ	11	24	118,18	193	128	-33,82
IRAN (ISLAMIC REPUBLIC OF)	5	1	-80,00	22	21	-6,23
SAUDI ARABIA	12	29	139,83	183	1.955	969,99
KUWAIT	50	6	-88,00	333	89	-73,16
JORDAN	6	8	33,33	46	205	344,11
LEBANON	-	3	-	-	98	-
UNITED ARAB EMIRATES	33	610	1.759,12	888	10.667	1.100,58
QATAR	2	5	159,00	225	235	4,61
BAHRAIN	26	3	-87,96	984	153	-84,44
CYPRUS	-	2	-	-	35	-
EGYPT	-	3	-	-	32	-
SOUTH AFRICA	50	56	12,80	500	978	95,53
RWANDA	75	-	-	747	-	-
AUSTRALIA	40	-	-	80	-	-
COOK ISLANDS	120	-	-	240	-	-
UNITED STATES	1.058	762	-27,96	17.923	28.196	57,31
CANADA	427	295	-30,99	8.401	7.598	-9,56
PERU	46	10	-77,95	1.772	328	-81,51
UNITED KINGDOM	204	83	-59,33	7.824	11.034	41,03
NETHERLANDS	576	294	-49,00	10.762	13.683	27,14
FRANCE	611	191	-68,75	12.853	5.234	-59,27
GERMANY, FED. REP. OF	1.206	635	-47,32	66.542	37.422	-43,76
AUSTRIA	8	-	-	132	-	-
BELGIUM	-	28	-	-	381	-
SWITZERLAND	34	66	94,12	868	416	-52,02
DENMARK	32	-	-	73	-	-
NORWAY	4	-	-	42	-	-
SWEDEN	6	56	833,33	10.349	17.490	69,00
FINLAND	4	7	91,80	272	387	42,38
IRELAND	-	15	-	-	103	-
ITALY	112	81	-28,03	2.312	499	-78,39
SPAIN	25	43	71,15	231	493	113,01
PORTUGAL	14	22	50,62	213	268	25,86
ICELAND	4	4	-0,80	228	119	-47,80
GREECE	29	49	67,87	295	577	95,41
HUNGARY	-	1	-	-	70	-
POLAND	84	107	27,02	3.798	6.834	79,95
ROMANIA	8	-	-	206	-	-
BULGARIA	34	1	-97,08	747	188	-74,90
ARMENIA	-	10	-	-	12	-
KAZAKHSTAN	4	6	47,80	38	9	-76,53
MALTA	54	8	-85,61	1.398	213	-84,75
CZECH REPUBLIC	49	61	24,36	2.406	2.923	21,48
RUSSIA FEDERATION	43	34	-20,89	1.183	1.237	4,58
SERBIA	-	8	-	-	94	-
IKAN HIDUP HASIL TANGKAP	**608.981**	**388.119**	**-36,27**	**6.100.529**	**4.849.656**	**-20,50**
JAPAN	6.901	3.337	-51,63	118.948	106.835	-10,18
HONG KONG	389.016	223.651	-42,51	3.390.218	2.559.561	-24,50
KOREA, REPUBLIC OF	3.294	4.692	42,44	34.319	35.058	2,15
TAIWAN	6.265	3.461	-44,76	33.518	27.661	-17,47
CHINA	92.072	69.329	-24,70	835.491	552.493	-33,87
THAILAND	1.664	1.881	13,04	16.051	12.597	-21,52
SINGAPORE	11.059	11.408	3,15	115.504	113.913	-1,38
PHILIPPINES	27	78	188,89	2.872	201	-93,00
MALAYSIA	10.672	3.227	-69,76	28.046	14.012	-50,04
MYANMAR	-	15	-	-	509	-
BRUNEI DARUSSALAM	231	619	167,88	1.230	5.173	320,48
VIET NAM	1.732	480	-72,32	4.115	5.110	24,17
MALDIVES	3	42	1.300,00	153	661	331,84
INDIA	1.715	839	-51,08	9.429	16.229	72,11
PAKISTAN	81	114	40,74	985	2.287	132,15
BANGLADESH	60	7	-88,33	284	56	-80,28
SRI LANKA	-	86	-	-	1.149	-
IRAQ	736	1.166	58,35	12.479	6.178	-50,49

https://www.bps.go.id

TABEL 6. PERKEMBANGAN EKSPOR INDONESIA MENURUT KOMODITI DAN NEGARA TUJUAN
JANUARI - MARET 2021 DAN 2022

KOMODITI / NEGARA TUJUAN	BERAT BERSIH (KG)		PERUB	NILAI FOB (US $)		PERUB
	JAN-MAR 2021	JAN-MAR 2022	%	JAN-MAR 2021	JAN-MAR 2022	%
(1)	(2)	(3)	(4)	(5)	(6)	(7)
IRAN (ISLAMIC REPUBLIC OF)	676	330	-51,26	4.791	5.949	24,17
SAUDI ARABIA	12	105	778,33	958	948	-1,06
ISRAEL	1.950	1.542	-20,95	24.713	34.735	40,55
KUWAIT	112	504	350,42	4.000	5.566	39,14
JORDAN	75	87	16,00	1.598	942	-41,03
LEBANON	-	138	-	-	1.343	-
TURKEY	451	401	-11,18	13.873	5.749	-58,56
UNITED ARAB EMIRATES	577	682	18,33	9.738	7.661	-21,33
QATAR	129	427	231,30	3.035	4.518	48,88
BAHRAIN	50	53	6,00	2.785	4.567	64,01
CYPRUS	230	21	-90,85	5.198	310	-94,03
EGYPT	5	348	6.392,54	24	3.020	12.482,46
MOROCCO	14	16	14,64	1.566	87	-94,46
SOUTH AFRICA	743	1.060	42,70	13.213	21.715	64,34
AUSTRALIA	5.329	4.087	-23,30	70.177	59.387	-15,38
NEW ZEALAND	15	-	-	1.000	-	-
UNITED STATES	27.229	19.991	-26,58	418.928	367.622	-12,25
CANADA	4.364	1.793	-58,92	50.938	55.566	9,09
HONDURAS	40	-	-	40	-	-
ARGENTINA	99	93	-6,44	6.478	1.676	-74,12
BRAZIL	1.858	1.071	-42,37	21.173	17.911	-15,41
PERU	235	100	-57,44	3.651	435	-88,09
UNITED KINGDOM	7.991	4.949	-38,06	101.895	107.539	5,54
NETHERLANDS	6.578	3.288	-50,02	273.245	166.631	-39,02
FRANCE	6.171	5.194	-15,84	56.516	68.692	21,54
GERMANY, FED. REP. OF	6.977	5.085	-27,12	142.437	170.477	19,69
AUSTRIA	379	691	82,22	3.614	7.852	117,29
BELGIUM	75	204	172,33	11.301	22.952	103,10
SWITZERLAND	1.089	790	-27,46	28.251	5.869	-79,23
DENMARK	349	399	14,33	3.776	8.464	124,11
NORWAY	37	70	89,19	2.126	336	-84,20
SWEDEN	18	-	-	3.367	-	-
IRELAND	413	315	-23,73	3.160	7.753	145,38
ITALY	2.631	2.506	-4,75	48.514	56.663	16,80
SPAIN	642	565	-12,09	14.518	15.603	7,47
PORTUGAL	712	915	28,48	20.045	15.175	-24,29
GREECE	939	1.017	8,34	7.207	10.740	49,02
HUNGARY	98	92	-6,12	1.370	875	-36,11
POLAND	1.431	1.338	-6,48	34.480	64.739	87,76
ROMANIA	25	-	-	1.353	-	-
BULGARIA	241	269	11,62	1.820	3.026	66,29
ARMENIA	59	41	-30,51	864	64	-92,62
KAZAKHSTAN	45	22	-49,98	471	77	-83,64
UKRAINE	630	169	-73,19	7.801	2.334	-70,09
CZECH REPUBLIC	300	1.865	521,67	16.729	34.049	103,53
RUSSIA FEDERATION	1.428	1.056	-26,06	54.149	20.357	-62,41
KEPITING	**3.472.988**	**4.280.691**	**23,26**	**13.905.925**	**26.888.369**	**93,36**
JAPAN	251	561	123,52	5.444	5.642	3,63
HONG KONG	135.785	15.007	-88,95	273.383	91.740	-66,44
KOREA, REPUBLIC OF	1.660	173	-89,58	4.557	3.782	-17,01
TAIWAN	137.529	66.663	-51,53	366.353	389.607	6,35
CHINA	1.873.700	2.635.905	40,68	8.399.485	19.608.387	133,45
THAILAND	428	5	-98,83	2.330	120	-94,85
SINGAPORE	230.451	175.344	-23,91	1.257.714	1.086.588	-13,61
PHILIPPINES	125	-	-	750	-	-
MALAYSIA	1.084.608	1.384.654	27,66	3.555.765	5.637.350	58,54
BRUNEI DARUSSALAM	1	9	800,00	6	165	2.725,34
VIET NAM	7.309	18	-99,75	9.904	200	-97,98
INDIA	-	9	-	-	84	-
IRAQ	9	19	111,11	73	268	269,04
SAUDI ARABIA	-	15	-	-	65	-
ISRAEL	-	3	-	-	636	-
KUWAIT	15	14	-6,67	134	161	20,18
JORDAN	1	-	-	1	-	-
UNITED ARAB EMIRATES	43	739	1.627,90	278	8.712	3.031,15
QATAR	-	3	-	-	21	-
BAHRAIN	8	-	-	237	-	-
EGYPT	-	15	-	-	77	-
SOUTH AFRICA	-	3	-	-	7	-
UNITED STATES	332	254	-23,36	3.742	7.947	112,36
CANADA	7	88	1.149,72	275	732	165,71
PERU	15	3	-82,90	530	63	-88,04
UNITED KINGDOM	12	96	667,07	165	1.485	797,90
NETHERLANDS	84	216	157,62	456	2.195	381,13
FRANCE	120	137	14,44	6.761	3.113	-53,96
GERMANY, FED. REP. OF	273	232	-14,97	9.657	21.757	125,29
AUSTRIA	4	40	915,23	35	910	2.485,23
BELGIUM	-	15	-	-	144	-
SWITZERLAND	-	23	-	-	448	-
NORWAY	4	-	-	79	-	-
IRELAND	-	15	-	-	1.741	-
ITALY	24	8	-66,17	638	140	-78,04
PORTUGAL	-	3	-	-	70	-
ICELAND	-	4	-	-	119	-

https://www.bps.go.id

TABEL 6. PERKEMBANGAN EKSPOR INDONESIA MENURUT KOMODITI DAN NEGARA TUJUAN
JANUARI - MARET 2021 DAN 2022

KOMODITI / NEGARA TUJUAN	BERAT BERSIH (KG)		PERUB	NILAI FOB (US $)		PERUB
	JAN-MAR 2021	JAN-MAR 2022	%	JAN-MAR 2021	JAN-MAR 2022	%
(1)	(2)	(3)	(4)	(5)	(6)	(7)
GREECE	-	3	-	-	18	-
POLAND	30	187	522,94	2.111	4.998	136,81
BULGARIA	-	20	-	-	272	-
KAZAKHSTAN	-	18	-	-	29	-
UKRAINE	6	-	-	84	-	-
MALTA	6	-	-	158	-	-
CZECH REPUBLIC	101	71	-29,62	3.232	3.065	-5,16
RUSSIA FEDERATION	47	97	103,97	1.587	5.514	247,38
MOLUSKA	**1.218.253**	**1.606.399**	**31,86**	**2.811.867**	**3.671.601**	**30,58**
JAPAN	1.266	909	-28,16	19.754	15.211	-23,00
HONG KONG	101.179	94.997	-6,11	94.449	125.440	32,81
KOREA, REPUBLIC OF	308	511	66,12	1.006	1.474	46,55
TAIWAN	400.426	251.260	-37,25	1.198.798	375.131	-68,71
CHINA	129.930	311.777	139,96	160.622	581.024	261,73
THAILAND	15.833	180	-98,87	28.650	1.917	-93,31
SINGAPORE	45.323	62.444	37,78	98.956	105.682	6,80
PHILIPPINES	-	3	-	-	105	-
MALAYSIA	424.548	774.691	82,47	425.198	1.455.605	242,34
BRUNEI DARUSSALAM	4	24	500,00	86	164	91,72
VIET NAM	500	80	-84,00	1.000	973	-2,71
MALDIVES	9	12	31,23	249	389	56,13
INDIA	-	52	-	-	364	-
PAKISTAN	7	4	-42,86	381	31	-91,99
BANGLADESH	20	32	60,00	21	77	261,50
IRAQ	53	105	98,11	938	320	-65,91
IRAN (ISLAMIC REPUBLIC OF)	183	83	-54,64	240	334	39,44
SAUDI ARABIA	30	42	37,43	250	234	-6,52
KUWAIT	59	48	-18,73	408	357	-12,56
JORDAN	6	10	66,67	62	70	12,10
LEBANON	3	14	368,93	98	323	231,08
TURKEY	-	85	-	-	1.685	-
UNITED ARAB EMIRATES	152	826	443,05	612	1.515	147,68
QATAR	28	14	-48,86	334	279	-16,37
BAHRAIN	10	31	214,50	7	204	2.776,20
CYPRUS	185	13	-93,01	2.173	467	-78,50
EGYPT	-	279	-	-	59	-
SOUTH AFRICA	103	170	65,15	2.218	5.082	129,15
AUSTRALIA	-	5	-	-	27	-
NEW ZEALAND	10	-	-	600	-	-
COOK ISLANDS	-	642	-	-	1.283	-
UNITED STATES	28.355	22.787	-19,64	196.923	200.413	1,77
CANADA	35.194	35.286	0,26	165.733	182.161	9,91
ARGENTINA	3	30	911,67	166	486	193,46
BRAZIL	45	40	-10,22	56	1.053	1.780,63
PERU	65	35	-45,81	970	466	-51,98
ARUBA	-	10	-	-	28	-
UNITED KINGDOM	1.807	1.127	-37,61	32.000	24.995	-21,89
NETHERLANDS	3.431	676	-80,30	41.139	82.149	99,69
FRANCE	1.720	20.113	1.069,12	34.455	144.861	320,44
GERMANY, FED. REP. OF	2.849	2.645	-7,17	112.910	137.598	21,87
AUSTRIA	351	126	-64,15	2.592	5.055	95,01
BELGIUM	20.023	20.082	0,30	98.520	100.085	1,59
SWITZERLAND	246	265	7,72	8.276	5.443	-34,24
DENMARK	293	33	-88,73	1.495	586	-60,79
NORWAY	36	48	32,70	605	130	-78,57
SWEDEN	17	93	447,06	3.168	2.621	-17,26
FINLAND	-	11	-	-	109	-
IRELAND	56	84	50,00	874	3.023	245,86
ITALY	1.384	531	-61,65	6.768	7.815	15,48
SPAIN	358	243	-32,09	10.527	10.264	-2,50
PORTUGAL	190	741	291,08	2.465	1.579	-35,95
ICELAND	11	8	-32,71	253	147	-41,85
GREECE	232	259	11,87	2.789	7.202	158,25
HUNGARY	42	88	110,00	677	942	39,11
POLAND	337	655	94,65	16.496	40.766	147,13
ROMANIA	17	-	-	591	-	-
BULGARIA	121	53	-56,04	1.434	2.892	101,69
ARMENIA	14	7	-50,00	1.062	1	-99,90
KAZAKHSTAN	55	27	-50,60	400	16	-95,92
UKRAINE	58	54	-6,90	1.892	1.948	2,97
CROATIA	-	11	-	-	122	-
MALTA	22	5	-78,70	336	20	-94,00
CZECH REPUBLIC	362	587	62,06	15.794	21.441	35,76
RUSSIA FEDERATION	386	268	-30,69	13.395	9.107	-32,01
SERBIA	-	27	-	-	253	-
KULIT KERANG DAN LAIN-LAIN	**1.347.210**	**1.739.911**	**29,15**	**4.776.765**	**5.835.958**	**22,17**
JAPAN	339.388	535.303	57,73	377.597	522.198	38,30
HONG KONG	15.825	7.048	-55,46	119.694	97.649	-18,42
KOREA, REPUBLIC OF	66.900	7.234	-89,19	96.768	83.347	-13,87
TAIWAN	2.992	4.738	58,36	49.548	62.766	26,68
CHINA	392.287	845.710	115,58	564.408	599.246	6,17
THAILAND	1.020	2.690	163,73	35.930	26.811	-25,38
SINGAPORE	2.279	2.394	5,06	36.172	43.590	20,51

https://www.bps.go.id

TABEL 6. PERKEMBANGAN EKSPOR INDONESIA MENURUT KOMODITI DAN NEGARA TUJUAN
JANUARI - MARET 2021 DAN 2022

KOMODITI / NEGARA TUJUAN	BERAT BERSIH (KG)		PERUB	NILAI FOB (US $)		PERUB
	JAN-MAR 2021	JAN-MAR 2022	%	JAN-MAR 2021	JAN-MAR 2022	%
(1)	(2)	(3)	(4)	(5)	(6)	(7)
MALAYSIA	1.679	498	-70,34	11.461	20.263	76,81
BRUNEI DARUSSALAM	-	130	-	-	1.033	-
VIET NAM	37.000	132.207	257,32	13.625	251.516	1.745,99
INDIA	117.450	58.550	-50,15	44.985	26.022	-42,15
PAKISTAN	166	-	-	1.037	-	-
BANGLADESH	135	249	84,44	277	2.891	943,93
IRAQ	577	495	-14,21	1.222	7.045	476,71
IRAN (ISLAMIC REPUBLIC OF)	36	94	159,72	3.192	2.715	-14,94
SAUDI ARABIA	5.840	6.070	3,94	5.640	1.553	-72,47
KUWAIT	324	244	-24,69	2.464	5.518	123,95
JORDAN	-	224	-	-	4.278	-
LEBANON	12	-	-	58	-	-
TURKEY	-	1.129	-	-	20.185	-
UNITED ARAB EMIRATES	202.374	9.397	-95,36	61.238	45.651	-25,45
QATAR	168	151	-9,85	1.346	4.903	264,18
BAHRAIN	80	53	-33,75	731	1.927	163,51
CYPRUS	70	16	-77,50	268	688	156,62
MOROCCO	-	13	-	-	280	-
SOUTH AFRICA	95	827	770,00	269	37.140	13.701,55
UNITED STATES	67.797	52.220	-22,98	2.063.189	2.096.248	1,60
CANADA	6.152	3.621	-41,14	112.199	227.114	102,42
MEXICO	312	170	-45,51	5.387	1.040	-80,69
ARGENTINA	292	1.810	520,90	15.233	6.116	-59,85
BRAZIL	2.924	1.855	-36,56	39.876	76.825	92,66
UNITED KINGDOM	8.750	10.683	22,09	227.521	316.211	38,98
NETHERLANDS	19.443	6.343	-67,38	204.877	119.023	-41,91
FRANCE	13.841	8.955	-35,30	124.777	132.297	6,03
GERMANY, FED. REP. OF	12.998	11.694	-10,03	213.124	349.870	64,16
AUSTRIA	1.591	147	-90,73	7.778	8.238	5,92
BELGIUM	127	158	24,31	7.705	24.101	212,79
SWITZERLAND	6.847	5.544	-19,03	96.759	103.387	6,85
DENMARK	213	290	36,15	2.377	2.826	18,90
NORWAY	239	302	26,36	4.705	7.474	58,85
IRELAND	56	92	64,29	1.784	5.215	192,38
ITALY	7.698	15.601	102,66	106.112	337.454	218,02
SPAIN	362	147	-59,37	13.942	7.023	-49,63
PORTUGAL	337	1.496	343,57	10.184	26.270	157,96
GREECE	200	276	38,00	757	3.534	366,66
HUNGARY	39	234	500,00	760	770	1,32
POLAND	2.599	1.796	-30,91	40.385	76.851	90,29
BULGARIA	150	-	-	2.619	-	-
UKRAINE	2.306	149	-93,54	7.740	4.472	-42,22
CZECH REPUBLIC	99	353	255,67	3.983	12.836	222,30
RUSSIA FEDERATION	5.143	513	-90,03	35.064	21.549	-38,54
INVERTEBRATA AIR LAINNYA	**29.224**	**26.350**	**-9,83**	**309.455**	**439.761**	**42,11**
JAPAN	1.063	608	-42,85	12.744	5.123	-59,80
HONG KONG	891	777	-12,79	5.720	6.143	7,39
KOREA, REPUBLIC OF	970	2.253	132,23	8.257	7.739	-6,27
TAIWAN	73	651	791,78	1.312	2.111	60,91
CHINA	629	463	-26,39	7.054	5.136	-27,19
THAILAND	37	4	-89,19	251	102	-59,33
SINGAPORE	1.205	889	-26,20	5.376	4.785	-10,99
MALAYSIA	2.257	200	-91,14	2.243	568	-74,70
MYANMAR	-	16	-	-	10	-
BRUNEI DARUSSALAM	6	-	-	42	-	-
INDIA	-	6	-	-	4	-
PAKISTAN	13	6	-53,85	95	5	-95,29
BANGLADESH	65	34	-47,69	64	18	-72,61
SRI LANKA	-	2	-	-	11	-
IRAQ	98	121	23,47	208	158	-23,72
IRAN (ISLAMIC REPUBLIC OF)	397	122	-69,33	132	127	-4,00
SAUDI ARABIA	-	30	-	-	34	-
ISRAEL	245	57	-76,73	2.295	465	-79,73
KUWAIT	88	29	-67,05	59	125	112,42
TURKEY	-	69	-	-	438	-
UNITED ARAB EMIRATES	160	52	-67,47	680	580	-14,70
QATAR	44	29	-34,73	19	100	438,80
BAHRAIN	30	2	-93,33	21	525	2.364,79
EGYPT	-	33	-	-	79	-
SOUTH AFRICA	96	554	476,67	704	7.199	922,11
UNITED STATES	4.835	5.061	4,66	70.627	185.356	162,44
CANADA	711	506	-28,81	5.533	8.329	50,55
ARGENTINA	5	2	-60,00	156	18	-88,21
BRAZIL	560	903	61,31	847	12.215	1.342,69
PERU	15	-	-	170	-	-
UNITED KINGDOM	2.917	2.378	-18,49	32.215	26.484	-17,79
NETHERLANDS	1.849	796	-56,97	44.242	29.851	-32,53
FRANCE	1.712	1.877	9,59	12.098	23.325	92,79
GERMANY, FED. REP. OF	3.130	1.692	-45,96	44.479	40.845	-8,17
AUSTRIA	58	120	106,90	98	1.328	1.253,72
BELGIUM	10	37	266,25	988	2.762	179,45
SWITZERLAND	312	275	-11,86	2.082	1.067	-48,77
DENMARK	37	13	-64,86	779	61	-92,13
NORWAY	51	56	9,80	59	24	-59,97

https://www.bps.go.id

TABEL 6. PERKEMBANGAN EKSPOR INDONESIA MENURUT KOMODITI DAN NEGARA TUJUAN
JANUARI - MARET 2021 DAN 2022

KOMODITI / NEGARA TUJUAN	BERAT BERSIH (KG)		PERUB	NILAI FOB (US $)		PERUB
	JAN-MAR 2021	JAN-MAR 2022	%	JAN-MAR 2021	JAN-MAR 2022	%
(1)	(2)	(3)	(4)	(5)	(6)	(7)
IRELAND	48	168	250,00	553	3.380	511,06
ITALY	2.939	3.012	2,48	20.970	24.614	17,38
SPAIN	190	69	-63,94	2.108	2.881	36,69
PORTUGAL	117	1.016	768,00	862	5.868	581,09
GREECE	385	69	-82,12	753	808	7,23
HUNGARY	88	148	68,02	54	144	168,53
POLAND	348	506	45,31	13.262	18.198	37,22
ROMANIA	1	-	-	9	-	-
BULGARIA	39	44	12,82	477	899	88,53
ARMENIA	18	5	-72,22	21	0	-98,33
KAZAKHSTAN	-	9	-	-	23	-
UKRAINE	105	30	-71,43	228	565	148,06
CZECH REPUBLIC	75	492	558,19	4.044	8.187	102,48
RUSSIA FEDERATION	299	55	-81,56	4.467	940	-78,96
SERBIA	-	8	-	-	6	-
RUMPUT LAUT DAN GANGGANG LAINNYA	**44.370.193**	**45.221.151**	**1,92**	**43.094.469**	**80.847.595**	**87,61**
JAPAN	311.680	528.118	69,44	224.158	588.670	162,61
HONG KONG	78.000	100.800	29,23	53.285	61.364	15,16
KOREA, REPUBLIC OF	1.486.400	1.142.051	-23,17	1.739.080	2.314.812	33,11
TAIWAN	56.100	52.549	-6,33	47.515	43.415	-8,63
CHINA	36.734.836	36.909.457	0,48	34.548.581	69.209.034	100,32
SINGAPORE	990	-	-	297	-	-
PHILIPPINES	120.000	605.800	404,83	154.375	842.006	445,43
VIET NAM	1.980.289	1.410.734	-28,76	1.330.153	950.275	-28,56
INDIA	42.512	5.000	-88,24	55.768	7.500	-86,55
TUNISIA	57.500	50.200	-12,70	83.375	77.467	-7,09
AUSTRALIA	-	139	-	-	861	-
UNITED STATES	1.616.861	2.646.000	63,65	1.113.441	3.040.450	173,07
CANADA	122.500	73.500	-40,00	760.277	557.513	-26,67
CHILE	524.750	175.000	-66,65	1.570.425	120.625	-92,32
ARGENTINA	-	25.000	-	-	259.188	-
UNITED KINGDOM	39.600	-	-	258.300	-	-
NETHERLANDS	-	50	-	-	19	-
FRANCE	590.125	800.000	35,56	743.892	2.062.000	177,19
DENMARK	-	14	-	-	27	-
ITALY	11.000	1	-99,99	156.795	1	-100,00
SPAIN	597.050	696.740	16,70	254.751	712.368	179,63
IKAN HIDUP HASIL BUDIDAYA	**951.184**	**1.605.432**	**68,78**	**9.161.796**	**11.090.777**	**21,05**
JAPAN	17.880	29.992	67,74	916.063	960.525	4,85
HONG KONG	10.624	3.764	-64,57	825.559	190.225	-76,96
KOREA, REPUBLIC OF	9.313	13.557	45,57	209.776	221.179	5,44
TAIWAN	11.244	10.283	-8,54	315.533	447.846	41,93
CHINA	676.554	1.243.085	83,74	1.038.180	1.633.749	57,37
THAILAND	8.493	10.055	18,40	212.439	226.936	6,82
SINGAPORE	41.259	47.753	15,74	417.288	617.978	48,09
PHILIPPINES	29.835	45.555	52,69	1.260.370	2.265.889	79,78
MALAYSIA	20.710	33.306	60,82	202.691	331.782	63,69
BRUNEI DARUSSALAM	3.638	1.013	-72,14	12.555	14.949	19,07
NEPAL	150	-	-	3.785	-	-
VIET NAM	14.456	41.581	187,63	596.449	959.861	60,93
MALDIVES	1.902	464	-75,60	12.405	14.233	14,74
INDIA	2.044	2.430	18,88	90.652	73.093	-19,37
PAKISTAN	413	-	-	6.203	-	-
SRI LANKA	400	-	-	3.000	-	-
IRAQ	580	189	-67,41	12.243	9.000	-26,49
IRAN (ISLAMIC REPUBLIC OF)	1.701	2.669	56,89	37.862	47.805	26,26
SAUDI ARABIA	550	1.568	185,24	107.373	38.694	-63,96
ISRAEL	1.211	1.079	-10,96	53.622	50.466	-5,88
KUWAIT	1.645	1.934	17,54	25.058	28.858	15,17
JORDAN	161	331	105,59	2.435	7.470	206,79
LEBANON	45	200	343,41	3.665	5.671	54,75
TURKEY	1.728	472	-72,70	25.483	9.693	-61,96
UNITED ARAB EMIRATES	852	1.220	43,26	21.583	15.919	-26,24
QATAR	182	392	115,57	15.941	6.687	-58,05
BAHRAIN	114	447	293,86	3.344	5.899	76,39
CYPRUS	291	130	-55,12	4.903	1.717	-64,98
EGYPT	1.313	609	-53,60	23.614	15.530	-34,23
MOROCCO	65	438	573,92	23.354	29.159	24,86
TANZANIA, UNITED REP. OF	21	84	300,00	866	3.570	312,48
SOUTH AFRICA	1.254	1.468	17,08	40.240	44.750	11,21
MAURITIUS	-	200	-	-	1.676	-
AUSTRALIA	11.120	7.802	-29,84	325.186	311.098	-4,33
UNITED STATES	24.522	41.516	69,30	671.674	736.519	9,65
CANADA	8.376	6.859	-18,11	190.467	137.566	-27,77
ARGENTINA	185	664	258,70	12.763	22.503	76,32
BRAZIL	380	392	3,13	22.193	18.529	-16,51
PERU	1.692	271	-83,99	36.989	4.261	-88,48
UNITED KINGDOM	4.990	8.310	66,55	313.305	390.130	24,52
NETHERLANDS	4.955	6.700	35,22	183.353	115.533	-36,99
FRANCE	4.320	2.866	-33,66	109.771	112.734	2,70
GERMANY, FED. REP. OF	14.911	12.385	-16,94	181.680	266.895	46,90
AUSTRIA	229	-	-	3.014	-	-
BELGIUM	165	1.021	520,25	2.218	28.377	1.179,60

https://www.bps.go.id

TABEL 6. PERKEMBANGAN EKSPOR INDONESIA MENURUT KOMODITI DAN NEGARA TUJUAN
JANUARI - MARET 2021 DAN 2022

KOMODITI / NEGARA TUJUAN	BERAT BERSIH (KG)		PERUB	NILAI FOB (US $)		PERUB
	JAN-MAR 2021	JAN-MAR 2022	%	JAN-MAR 2021	JAN-MAR 2022	%
(1)	(2)	(3)	(4)	(5)	(6)	(7)
SWITZERLAND	1.010	1.063	5,25	100.752	50.965	-49,42
DENMARK	357	399	11,79	9.032	16.130	78,59
NORWAY	149	228	53,13	2.726	3.617	32,70
SWEDEN	176	1.046	494,32	39.185	38.220	-2,46
FINLAND	81	84	4,62	1.827	1.697	-7,14
IRELAND	75	254	238,67	4.605	17.063	270,55
ITALY	1.493	1.059	-29,08	34.394	29.657	-13,77
SPAIN	2.196	2.924	33,12	94.345	151.804	60,90
PORTUGAL	921	1.379	49,66	19.657	26.183	33,20
ICELAND	350	377	7,74	4.755	5.792	21,82
GREECE	357	1.628	355,90	5.858	21.183	261,62
HUNGARY	97	246	154,04	3.509	12.621	259,67
POLAND	3.079	3.498	13,62	86.885	111.679	28,54
ROMANIA	231	467	101,73	5.987	4.696	-21,55
BULGARIA	418	316	-24,44	10.754	14.065	30,79
ARMENIA	47	-	-	1.403	-	-
KAZAKHSTAN	682	702	2,88	7.372	20.073	172,27
UKRAINE	116	-	-	2.359	-	-
CROATIA	-	274	-	-	3.084	-
MALTA	265	583	119,64	7.596	8.383	10,35
CZECH REPUBLIC	1.446	2.075	43,48	88.184	81.341	-7,76
RUSSIA FEDERATION	1.169	1.624	38,93	53.468	45.990	-13,98
SERBIA	-	155	-	-	1.579	-
MUTIARA HASIL BUDIDAYA	**2.149**	**1.597**	**-25,70**	**12.049.997**	**9.311.827**	**-22,72**
JAPAN	588	478	-18,78	3.851.133	2.750.289	-28,58
HONG KONG	1.347	544	-59,66	5.403.253	3.416.190	-36,78
CHINA	-	77	-	-	16.953	-
THAILAND	-	2	-	-	90	-
SINGAPORE	-	5	-	-	1.200	-
PHILIPPINES	-	1	-	-	600	-
MALAYSIA	-	2	-	-	4.000	-
INDIA	-	218	-	-	22.950	-
UNITED ARAB EMIRATES	1	-	-	18	-	-
BAHRAIN	-	1	-	-	30	-
AUSTRALIA	213	254	19,20	2.795.594	3.085.407	10,37
UNITED STATES	-	12	-	-	12.535	-
UNITED KINGDOM	-	1	-	-	60	-
NETHERLANDS	-	1	-	-	100	-
FRANCE	-	1	-	-	60	-
GERMANY, FED. REP. OF	-	1	-	-	200	-
SPAIN	-	2	-	-	1.088	-
POLAND	-	1	-	-	75	-
UDANG HASIL BUDIDAYA	**1.451.356**	**1.351.168**	**-6,90**	**6.035.732**	**8.523.301**	**41,21**
JAPAN	2.630	2.275	-13,49	82.200	76.583	-6,83
HONG KONG	93.297	43.364	-53,52	1.504.781	689.335	-54,19
KOREA, REPUBLIC OF	19.927	41.870	110,12	23.924	39.984	67,13
TAIWAN	24.343	6.710	-72,44	65.298	57.535	-11,89
CHINA	118.858	176.830	48,77	833.391	3.645.072	337,38
THAILAND	140	16	-88,57	567	342	-39,71
SINGAPORE	485.775	586.048	20,64	2.032.034	2.770.964	36,36
PHILIPPINES	26	370	1.350,98	490	2.142	337,10
MALAYSIA	687.360	475.124	-30,88	986.834	623.680	-36,80
MYANMAR	-	1	-	-	69	-
BRUNEI DARUSSALAM	41	118	187,80	2.900	2.470	-14,82
VIET NAM	3	11	266,67	75	190	152,90
MALDIVES	50	18	-64,15	2.805	1.324	-52,81
INDIA	10	61	510,00	96	39.676	41.294,33
PAKISTAN	16	6	-62,50	166	11	-93,44
BANGLADESH	25	7	-72,00	43	4	-91,78
IRAQ	60	72	20,00	1.703	392	-76,97
IRAN (ISLAMIC REPUBLIC OF)	168	95	-43,54	170	206	21,49
SAUDI ARABIA	13	68	422,77	418	2.333	458,04
ISRAEL	206	119	-42,34	10.251	9.666	-5,70
KUWAIT	98	157	60,23	3.319	4.114	23,96
JORDAN	9	5	-44,44	367	898	144,68
LEBANON	3	46	1.423,87	492	1.566	218,35
UNITED ARAB EMIRATES	83	3.155	3.715,34	924	50.612	5.375,07
QATAR	26	30	14,92	505	737	45,78
BAHRAIN	15	22	46,67	102	442	334,61
CYPRUS	32	16	-49,97	1.352	354	-73,82
EGYPT	-	87	-	-	916	-
SOUTH AFRICA	102	121	19,02	1.638	2.726	66,43
RWANDA	10	-	-	46	-	-
AUSTRALIA	80	1	-98,75	60	264	340,42
COOK ISLANDS	1.929	-	-	30.969	-	-
EAST TIMOR	-	223	-	-	1.750	-
UNITED STATES	5.787	5.637	-2,59	133.083	110.131	-17,25
CANADA	819	504	-38,49	27.617	27.070	-1,98
GUATEMALA	-	85	-	-	255	-
ARGENTINA	3	38	1.168,33	123	1.290	945,66
BRAZIL	70	-	-	126	-	-
PERU	63	10	-84,18	1.589	14	-99,10
UNITED KINGDOM	2.173	1.771	-18,49	46.647	63.516	36,16

https://www.bps.go.id

TABEL 6. PERKEMBANGAN EKSPOR INDONESIA MENURUT KOMODITI DAN NEGARA TUJUAN
JANUARI - MARET 2021 DAN 2022

KOMODITI / NEGARA TUJUAN	BERAT BERSIH (KG)		PERUB	NILAI FOB (US $)		PERUB
	JAN-MAR 2021	JAN-MAR 2022	%	JAN-MAR 2021	JAN-MAR 2022	%
(1)	(2)	(3)	(4)	(5)	(6)	(7)
NETHERLANDS	974	944	-3,04	43.882	50.057	14,07
FRANCE	1.202	787	-34,48	23.052	23.859	3,50
GERMANY, FED. REP. OF	1.872	1.513	-19,18	62.749	70.666	12,62
AUSTRIA	26	40	54,92	262	1.235	371,01
BELGIUM	43	148	246,09	1.753	13.410	665,13
SWITZERLAND	211	234	10,90	21.358	12.443	-41,74
DENMARK	167	97	-42,05	3.172	21.774	586,33
NORWAY	26	59	127,36	425	396	-6,89
SWEDEN	17	-	-	9.172	-	-
FINLAND	26	-	-	1.328	-	-
IRELAND	39	48	23,08	690	5.156	647,68
ITALY	508	322	-36,68	9.019	5.004	-44,51
SPAIN	516	409	-20,83	14.752	15.778	6,95
PORTUGAL	140	235	68,40	916	2.939	220,86
ICELAND	11	52	362,94	511	1.498	193,03
GREECE	129	127	-1,49	1.195	4.227	253,84
HUNGARY	51	85	65,99	488	1.023	109,51
POLAND	448	427	-4,85	19.884	41.465	108,54
ROMANIA	11	19	74,55	1.320	368	-72,12
BULGARIA	113	41	-63,74	3.743	3.239	-13,47
ARMENIA	12	-	-	268	-	-
KAZAKHSTAN	78	27	-64,78	700	96	-86,32
UKRAINE	34	40	17,65	127	439	246,60
CROATIA	-	7	-	-	120	-
MALTA	8	-	-	290	-	-
CZECH REPUBLIC	258	232	-10,07	9.106	11.134	22,28
RUSSIA FEDERATION	186	174	-6,52	8.466	8.110	-4,20
SERBIA	-	10	-	-	235	-
IKAN SEGAR / DINGIN HASIL BUDIDAYA	**1.970**	**2.449**	**24,29**	**1.665**	**3.165**	**90,08**
TAIWAN	-	2.449	-	-	3.165	-
MALAYSIA	1.950	-	-	1.625	-	-
UNITED ARAB EMIRATES	20	-	-	40	-	-
MINYAK KELAPA SAWIT	**6.463.351.634**	**4.960.354.800**	**-23,25**	**6.167.278.167**	**6.674.782.746**	**8,23**
JAPAN	76.371.438	61.756.717	-19,14	69.971.761	87.768.203	25,43
HONG KONG	23.573	16.460	-30,18	33.207	24.793	-25,34
KOREA, REPUBLIC OF	98.638.217	99.990.836	1,37	94.391.927	126.257.267	33,76
TAIWAN	2.098.040	1.125.059	-46,38	2.228.119	1.679.118	-24,64
CHINA	1.089.339.631	288.384.262	-73,53	985.226.421	415.931.135	-57,78
MONGOLIA	113.940	-	-	122.486	-	-
PAPUA NEW GUINEA	1.798.353	2.985.908	66,04	2.202.681	4.651.353	111,17
THAILAND	320.460	-	-	392.754	-	-
SINGAPORE	18.219.736	34.294.549	88,23	18.343.200	46.556.761	153,81
PHILIPPINES	156.982.759	125.457.791	-20,08	149.848.090	161.840.568	8,00
MALAYSIA	422.934.486	393.977.234	-6,85	407.613.774	532.837.308	30,72
MYANMAR	205.039.061	110.378.970	-46,17	197.217.809	144.075.297	-26,95
CAMBODIA	375.293	276.263	-26,39	401.614	375.091	-6,60
BRUNEI DARUSSALAM	816.585	922.212	12,94	994.540	1.486.335	49,45
NEPAL	289.584	-	-	306.048	-	-
VIET NAM	165.149.331	101.365.262	-38,62	150.912.162	125.970.772	-16,53
MALDIVES	358.711	262.028	-26,95	409.228	379.309	-7,31
INDIA	766.388.051	723.112.105	-5,65	757.933.335	997.383.968	31,59
PAKISTAN	586.317.401	586.213.632	-0,02	555.734.292	750.137.191	34,98
BANGLADESH	360.492.174	282.640.247	-21,60	336.778.024	366.796.559	8,91
SRI LANKA	999.932	-	-	1.042.929	-	-
AFGHANISTAN	-	31.011	-	-	54.774	-
IRAQ	10.529.000	30.438.936	189,10	9.100.996	38.555.470	323,64
IRAN (ISLAMIC REPUBLIC OF)	133.385	19.055	-85,71	141.388	27.820	-80,32
SAUDI ARABIA	65.981.470	20.139.884	-69,48	63.983.306	30.198.770	-52,80
ISRAEL	5.273.102	5.702.002	8,13	4.668.777	7.182.520	53,84
KUWAIT	251.100	-	-	242.730	-	-
JORDAN	1.463.270	4.187.538	186,18	1.422.798	4.612.360	224,18
LEBANON	483.432	24.156	-95,00	500.234	33.758	-93,25
YEMEN	6.129.488	8.236.833	34,38	6.471.328	9.087.117	40,42
OMAN	38.300.066	42.800.509	11,75	37.936.038	56.244.945	48,26
SYRIA ARAB REPUBLIC	194.220	867.158	346,48	203.446	1.223.980	501,62
TURKEY	32.935.993	67.158.597	103,91	32.162.863	95.645.391	197,38
UNITED ARAB EMIRATES	66.648.072	52.416.697	-21,35	64.208.378	71.106.434	10,74
QATAR	94.860	-	-	108.469	-	-
BAHRAIN	1.243.696	514.350	-58,64	1.353.492	882.938	-34,77
EGYPT	279.064.974	204.905.337	-26,57	269.809.465	260.546.740	-3,43
LIBYAN ARAB JAMAHIRIYA	-	43.740	-	-	59.574	-
MOROCCO	2.850.160	-	-	3.082.448	-	-
TUNISIA	13.680.031	14.874.030	8,73	13.061.630	18.482.707	41,50
ALGERIA	32.938.582	34.009.283	3,25	25.978.670	41.585.642	60,08
SUDAN	15.773.896	10.700.000	-32,17	15.656.548	13.111.250	-16,26
NAMIBIA	128.333	-	-	134.990	-	-
TANZANIA, UNITED REP. OF	87.821.472	23.248.512	-73,53	90.168.375	33.668.006	-62,66
MADAGASCAR	3.550.680	120.780	-96,60	3.755.368	113.533	-96,98
SOMALIA	4.888.501	3.573.844	-26,89	5.121.656	5.486.340	7,12
KENYA	86.028.420	8.698.734	-89,89	86.638.323	12.867.121	-85,15
MOZAMBIQUE	3.449.516	1.649.792	-52,17	3.128.016	2.025.942	-35,23
EQUATORIAL GUINEA	3.198.272	1.859.992	-41,84	3.494.439	2.539.485	-27,33
TOGO	45.042.545	14.120.314	-68,65	44.696.879	19.332.650	-56,75

https://www.bps.go.id

TABEL 6. PERKEMBANGAN EKSPOR INDONESIA MENURUT KOMODITI DAN NEGARA TUJUAN
JANUARI - MARET 2021 DAN 2022

KOMODITI / NEGARA TUJUAN	BERAT BERSIH (KG)		PERUB	NILAI FOB (US $)		PERUB
	JAN-MAR 2021	JAN-MAR 2022	%	JAN-MAR 2021	JAN-MAR 2022	%
(1)	(2)	(3)	(4)	(5)	(6)	(7)
GHANA	14.155.743	2.845.746	-79,90	14.911.748	4.187.335	-71,92
LIBERIA	11.169.209	9.998.255	-10,48	10.466.616	11.315.868	8,11
GUINEA	27.036.382	97.200	-99,64	22.423.990	130.127	-99,42
ANGOLA	11.773.432	18.244.515	54,96	12.539.217	25.549.444	103,76
CONGO	8.582.517	5.536.364	-35,49	8.817.986	7.747.843	-12,14
CAMEROON	2.377.575	4.650.873	95,61	2.545.117	7.404.836	190,94
NIGERIA	3.895.945	3.683.493	-5,45	3.953.057	5.032.538	27,31
COTE D'IVOIRE	12.326.760	4.332.060	-64,86	13.103.317	6.009.465	-54,14
SENEGAL	7.356.843	7.449.709	1,26	7.415.298	9.712.736	30,98
MAURITANIA	18.827.275	14.708.222	-21,88	19.454.943	20.131.346	3,48
BENIN	46.780.356	10.624.464	-77,29	48.069.244	14.604.503	-69,62
GAMBIA	10.662.381	2.820.424	-73,55	11.346.780	4.011.627	-64,65
UGANDA	241.560	-	-	266.854	-	-
NIGER	-	247.050	-	-	326.106	-
DJIBOUTI	49.467.920	57.572.979	16,38	50.989.880	77.214.296	51,43
SAO TOME AND PRINCIPE	426.960	599.400	40,39	473.083	854.144	80,55
SOUTH AFRICA	110.519.270	96.524.558	-12,66	100.087.811	123.584.104	23,48
ZIMBABWE	18.360	-	-	22.454	-	-
COMOROS	641.570	526.001	-18,01	724.844	736.466	1,60
MAURITIUS	688.969	344.370	-50,02	699.201	555.729	-20,52
MAYOTTE	56.268	124.254	120,83	69.703	173.905	149,50
DEMOCRATIC REP. OF THE CONGO	-	47.453	-	-	66.667	-
MICRONESIA, FED. STATES OF	16.507	39.294	138,04	22.315	58.677	162,95
PALAU	18.414	18.562	0,80	23.394	28.599	22,25
NORTHERN MARIANA ISLANDS	19.262	19.034	-1,18	21.857	27.504	25,83
SAINT VINCENT AND THE GRENADINES	-	18.360	-	-	24.500	-
VANUATU	199.494	193.680	-2,91	241.339	301.276	24,84
AMERICAN SAMOA	84.965	-	-	101.449	-	-
COOK ISLANDS	8.640	-	-	10.845	-	-
FIJI	714.000	402.156	-43,68	509.609	477.734	-6,25
KIRIBATI	109.303	72.950	-33,26	134.198	113.187	-15,66
MARSHALL ISLANDS	19.620	18.415	-6,14	24.927	28.696	15,12
SAMOA	560.887	422.265	-24,71	636.343	653.814	2,75
SOLOMON ISLANDS	538.938	624.385	15,85	649.088	830.987	28,02
TONGA	194.836	134.118	-31,16	226.252	179.362	-20,72
EAST TIMOR	3.845.175	1.445.875	-62,40	4.103.386	1.993.482	-51,42
UNITED STATES	322.969.323	444.094.075	37,50	323.841.366	643.410.941	98,68
MEXICO	5.740.962	22.087.654	284,74	5.418.387	27.211.691	402,21
GUATEMALA	2.998.439	-	-	2.689.600	-	-
HONDURAS	2.499.960	-	-	2.707.457	-	-
CUBA	86.000	-	-	119.196	-	-
CHILE	1.706.220	277.350	-83,74	1.363.744	527.052	-61,35
ARGENTINA	186.624	1.494.924	701,04	227.308	3.098.860	1.263,29
BRAZIL	87.118.336	64.482.094	-25,98	93.514.477	99.226.237	6,11
COLOMBIA	25.887.056	24.002.019	-7,28	26.810.003	29.592.207	10,38
URUGUAY	1.994.720	-	-	2.303.818	-	-
GUYANA	95.760	265.716	177,48	98.686	351.059	255,73
TRINIDAD AND TOBAGO	532.440	176.562	-66,84	528.724	230.979	-56,31
JAMAICA	258.000	1.899.819	636,36	257.398	2.270.793	782,21
DOMINICAN REPUBLIC	96.624	-	-	101.455	-	-
COSTA RICA	74.115	-	-	66.518	-	-
HAITI	27.749.692	28.236.332	1,75	24.918.468	33.764.633	35,50
ANTIGUA AND BARBUDA	-	44.064	-	-	60.235	-
DOMINICA	41.958	-	-	46.678	-	-
GRENADA	71.874	-	-	88.737	-	-
SAINT LUCIA	17.442	-	-	21.132	-	-
UNITED KINGDOM	17.898.697	13.349.494	-25,42	17.075.444	17.412.626	1,97
NETHERLANDS	135.499.684	129.290.244	-4,58	134.983.145	195.659.162	44,95
FRANCE	17.999.932	32.499.743	80,55	17.470.323	44.195.901	152,98
GERMANY, FED. REP. OF	28.756.459	8.286.787	-71,18	29.452.282	10.690.315	-63,70
BELGIUM	29.401.173	415.000	-98,59	23.693.611	1.200.375	-94,93
DENMARK	3.779.480	12.225.652	223,47	3.835.875	16.527.921	330,88
SWEDEN	10.448.075	15.170.408	45,20	10.145.014	19.948.500	96,63
ITALY	126.744.486	106.916.451	-15,64	114.067.346	137.197.786	20,28
SPAIN	168.206.180	167.461.336	-0,44	152.553.244	193.760.905	27,01
GREECE	7.441.098	27.095.017	264,13	5.827.388	37.797.916	548,63
BULGARIA	42.480	-	-	44.604	-	-
ALBANIA	24.156	144.900	499,85	24.881	219.411	781,85
KAZAKHSTAN	1.470.000	-	-	1.320.900	-	-
UKRAINE	88.099.869	15.225.264	-82,72	84.549.410	18.566.646	-78,04
LATVIA	4.203.760	4.304.711	2,40	4.702.819	7.855.066	67,03
ESTONIA	60.817.198	63.109.777	3,77	53.380.130	79.384.379	48,72
GEORGIA	4.199.755	4.799.916	14,29	3.472.881	3.573.537	2,90
CROATIA	1.468.479	1.086.780	-25,99	1.498.683	1.944.088	29,72
RUSSIA FEDERATION	172.106.099	163.982.409	-4,72	169.488.534	236.146.345	39,33
SERBIA	140.400	-	-	146.906	-	-
MONTENEGRO	-	43.200	-	-	63.984	-
MINYAK KELAPA	**148.232.356**	**162.269.529**	**9,47**	**214.293.340**	**315.576.058**	**47,26**
JAPAN	86.864	194.983	124,47	143.268	400.986	179,88
HONG KONG	12	-	-	1	-	-
KOREA, REPUBLIC OF	4.375.672	7.245.386	65,58	6.605.034	14.060.711	112,88
TAIWAN	-	3.145	-	-	7.050	-
CHINA	31.005.890	32.784.430	5,74	45.632.789	67.934.445	48,87
MONGOLIA	56.970	-	-	90.297	-	-

https://www.bps.go.id

TABEL 6. PERKEMBANGAN EKSPOR INDONESIA MENURUT KOMODITI DAN NEGARA TUJUAN
JANUARI - MARET 2021 DAN 2022

KOMODITI / NEGARA TUJUAN	BERAT BERSIH (KG)		PERUB	NILAI FOB (US $)		PERUB
	JAN-MAR 2021	JAN-MAR 2022	%	JAN-MAR 2021	JAN-MAR 2022	%
(1)	(2)	(3)	(4)	(5)	(6)	(7)
THAILAND	4.145.941	6.486.080	56,44	6.190.421	11.777.280	90,25
SINGAPORE	7.915.521	5.023.107	-36,54	11.092.654	8.654.957	-21,98
MALAYSIA	31.645.319	34.270.874	8,30	43.557.885	60.324.394	38,49
VIET NAM	223.570	334.510	49,62	349.974	680.070	94,32
INDIA	5.899.601	781.311	-86,76	7.611.206	844.900	-88,90
PAKISTAN	125.798	479.050	280,81	166.495	961.215	477,32
BANGLADESH	1.658.784	1.407.502	-15,15	2.417.520	3.273.874	35,42
SRI LANKA	11.274.988	1.424.950	-87,36	16.570.275	2.515.462	-84,82
IRAQ	44.800	417.980	832,99	75.712	887.956	1.072,81
IRAN (ISLAMIC REPUBLIC OF)	855.100	107.500	-87,43	1.308.981	205.325	-84,31
SAUDI ARABIA	-	0	-	-	0	-
ISRAEL	129.798	546.269	320,86	213.583	1.127.354	427,83
JORDAN	-	198.200	-	-	417.698	-
LEBANON	-	242.160	-	-	502.982	-
TURKEY	64.500	1.777.440	2.655,72	106.425	3.682.037	3.359,75
UNITED ARAB EMIRATES	498.126	454.015	-8,86	670.024	877.190	30,92
EGYPT	539.160	2.308.043	328,08	834.150	4.138.933	396,19
LIBYAN ARAB JAMAHIRIYA	130.680	87.480	-33,06	214.315	181.915	-15,12
TUNISIA	-	1.499.912	-	-	2.768.582	-
ALGERIA	43.200	626.649	1.350,58	71.496	1.211.025	1.593,84
ETHIOPIA	18.130	-	-	26.470	-	-
TANZANIA, UNITED REP. OF	42.000	-	-	32.130	-	-
MADAGASCAR	-	156.640	-	-	207.236	-
KENYA	180.342	125.980	-30,14	280.634	277.071	-1,27
REUNION	15.200	-	-	25.536	-	-
DJIBOUTI	-	15.200	-	-	32.376	-
SOUTH AFRICA	260.946	443.680	70,03	388.151	834.382	114,96
MALAWI	148.100	-	-	109.421	-	-
AUSTRALIA	126.840	81.000	-36,14	211.525	186.003	-12,07
NEW ZEALAND	76.080	-	-	130.998	-	-
NEW CALEDONIA	270	14.800	5.381,48	1.738	32.634	1.778,22
UNITED STATES	26.595.939	42.441.019	59,58	39.127.056	85.793.288	119,27
CANADA	220.417	19.945	-90,95	620.098	42.451	-93,15
MEXICO	-	54.800	-	-	114.065	-
CHILE	-	72.036	-	-	151.132	-
ARGENTINA	97.300	86.730	-10,86	135.608	165.221	21,84
BRAZIL	230.600	359.324	55,82	559.316	702.587	25,62
COLOMBIA	-	15.200	-	-	30.516	-
ECUADOR	36.800	74.115	101,40	54.832	160.583	192,86
TRINIDAD AND TOBAGO	172.000	595.700	246,34	262.300	1.126.215	329,36
FRENCH POLYNESIA	-	15.200	-	-	32.756	-
UNITED KINGDOM	18.400	13.034	-29,16	72.680	91.238	25,53
NETHERLANDS	8.544.000	9.306.157	8,92	11.985.070	19.165.676	59,91
FRANCE	279	-	-	1.721	-	-
GERMANY, FED. REP. OF	-	9	-	-	146	-
BELGIUM	-	21.870	-	-	39.716	-
SWEDEN	-	40.000	-	-	63.200	-
ITALY	-	14.400	-	-	31.392	-
SPAIN	-	2.000.459	-	-	3.603.922	-
HUNGARY	31.042	-	-	44.509	-	-
ROMANIA	-	67.080	-	-	143.216	-
KAZAKHSTAN	82.944	-	-	141.420	-	-
KYRGYZSTAN	214.272	-	-	359.908	-	-
UKRAINE	3.516.401	21.156	-99,40	5.188.841	41.469	-99,20
LATVIA	-	20.000	-	-	42.900	-
GEORGIA	65.610	-	-	104.232	-	-
CROATIA	61.632	20.160	-67,29	97.367	42.144	-56,72
SLOVENIA	95.200	-	-	309.714	-	-
RUSSIA FEDERATION	6.661.320	7.472.860	12,18	10.099.561	14.986.184	48,38
UDANG DIBEKUKAN	**41.326.743**	**43.637.396**	**5,59**	**356.175.158**	**415.226.263**	**16,58**
JAPAN	6.360.087	6.256.771	-1,62	64.240.663	67.712.930	5,41
HONG KONG	121.910	183.573	50,58	1.262.792	1.928.137	52,69
KOREA, REPUBLIC OF	261.034	314.735	20,57	2.407.170	2.732.661	13,52
TAIWAN	457.183	686.021	50,05	3.209.474	5.878.162	83,15
CHINA	1.261.851	1.666.243	32,05	6.508.299	9.407.807	44,55
THAILAND	-	34.400	-	-	196.380	-
SINGAPORE	128.667	180.397	40,20	760.488	1.161.241	52,70
PHILIPPINES	9.000	2.000	-77,78	53.650	14.000	-73,90
MALAYSIA	419.882	419.807	-0,02	2.100.839	2.174.683	3,51
BRUNEI DARUSSALAM	9.500	-	-	50.350	-	-
VIET NAM	34.349	19.860	-42,18	273.369	147.282	-46,12
BAHRAIN	7	-	-	24	-	-
CYPRUS	12.763	9.764	-23,49	97.688	128.453	31,49
REUNION	13.500	832	-93,84	139.375	11.073	-92,06
AUSTRALIA	14.960	22.741	52,01	169.678	311.566	83,62
NEW ZEALAND	-	740	-	-	8.620	-
EAST TIMOR	-	2.000	-	-	2.000	-
UNITED STATES	30.217.407	31.323.798	3,66	256.638.825	298.996.463	16,50
CANADA	370.680	814.158	119,64	3.594.014	9.466.983	163,41
TRINIDAD AND TOBAGO	66.738	67.737	1,50	549.805	631.449	14,85
PUERTO RICO	402.107	140.671	-65,02	3.523.267	1.489.983	-57,71
DOMINICAN REPUBLIC	-	10.886	-	-	111.010	-
UNITED KINGDOM	101.090	152.982	51,33	907.996	1.509.458	66,24
NETHERLANDS	284.565	378.295	32,94	3.000.782	3.982.117	32,70

https://www.bps.go.id

TABEL 6. PERKEMBANGAN EKSPOR INDONESIA MENURUT KOMODITI DAN NEGARA TUJUAN
JANUARI - MARET 2021 DAN 2022

KOMODITI / NEGARA TUJUAN	BERAT BERSIH (KG)		PERUB	NILAI FOB (US $)		PERUB
	JAN-MAR 2021	JAN-MAR 2022	%	JAN-MAR 2021	JAN-MAR 2022	%
(1)	(2)	(3)	(4)	(5)	(6)	(7)
FRANCE	101.053	66.874	-33,82	1.060.444	858.709	-19,02
GERMANY, FED. REP. OF	26.287	106.150	303,81	347.130	1.135.901	227,23
BELGIUM	105.871	315.024	197,56	905.315	2.755.385	204,36
DENMARK	3.210	9.000	180,37	29.645	88.325	197,94
SWEDEN	7.920	-	-	65.349	-	-
ITALY	77.360	76.862	-0,64	455.416	436.828	-4,08
SPAIN	8.000	234.796	2.834,95	62.300	686.394	1.001,76
GREECE	-	28.750	-	-	267.493	-
KAZAKHSTAN	13.480	-	-	110.302	-	-
LATVIA	19.000	-	-	145.060	-	-
RUSSIA FEDERATION	417.283	111.530	-73,27	3.505.648	994.771	-71,62
MENTEGA, LEMAK DAN MINYAK KAKAO	**33.768.727**	**34.650.027**	**2,61**	**169.696.777**	**145.445.212**	**-14,29**
JAPAN	742.000	749.446	1,00	3.775.700	3.423.917	-9,32
HONG KONG	1.130	1.740	53,98	3.567	6.819	91,18
KOREA, REPUBLIC OF	-	30.000	-	-	133.290	-
CHINA	2.025.000	1.661.022	-17,97	8.935.387	7.166.469	-19,80
THAILAND	2.000	4.000	100,00	9.738	17.940	84,23
SINGAPORE	20.357	222.665	993,81	108.330	992.285	815,98
PHILIPPINES	11.100	29.000	161,26	57.720	79.460	37,66
MALAYSIA	394.975	902.248	128,43	2.049.771	3.912.602	90,88
INDIA	3.601.000	4.316.405	19,87	18.140.679	18.367.139	1,25
PAKISTAN	200.225	-	-	742.970	-	-
BANGLADESH	2.000	-	-	2.300	-	-
SAUDI ARABIA	96.000	-	-	488.427	-	-
ISRAEL	440.000	320.000	-27,27	2.288.000	1.456.017	-36,36
JORDAN	20.000	20.000	0,00	97.380	99.640	2,32
TURKEY	147.000	345.000	134,69	718.536	1.530.624	113,02
UNITED ARAB EMIRATES	260.000	773.026	197,32	1.240.914	3.391.074	173,27
EGYPT	210.000	372.000	77,14	1.073.541	1.592.365	48,33
GAMBIA	20.000	20.000	0,00	5.500	6.400	16,36
SOUTH AFRICA	320.550	160.000	-50,09	1.667.196	752.000	-54,89
AUSTRALIA	2.500.140	2.915.975	16,63	13.040.031	12.604.310	-3,34
NEW ZEALAND	180.000	120.000	-33,33	904.600	526.260	-41,82
UNITED STATES	9.790.000	10.620.000	8,48	50.300.022	47.524.949	-5,52
CANADA	960.000	740.000	-22,92	5.154.123	3.277.141	-36,42
MEXICO	400.000	1.060.000	165,00	2.084.016	4.645.233	122,90
CHILE	-	72.000	-	-	327.600	-
BRAZIL	-	60.000	-	-	267.338	-
NETHERLANDS	1.663.000	1.582.001	-4,87	8.261.147	5.778.655	-30,05
FRANCE	600.000	300.000	-50,00	3.120.000	1.106.655	-64,53
GERMANY, FED. REP. OF	4.020.000	4.180.000	3,98	18.568.443	13.094.129	-29,48
GREECE	60.000	-	-	311.762	-	-
UKRAINE	20.000	20.000	0,00	112.000	85.000	-24,11
LATVIA	-	500	-	-	2.087	-
ESTONIA	4.042.000	2.172.000	-46,26	21.297.122	9.420.425	-55,77
GEORGIA	250	-	-	2.500	-	-
RUSSIA FEDERATION	1.020.000	881.000	-13,63	5.135.354	3.857.389	-24,89
MARGARIN	**299.176.509**	**320.619.720**	**7,17**	**299.673.682**	**401.019.763**	**33,82**
JAPAN	71.954	37.220	-48,27	129.021	77.362	-40,04
HONG KONG	461.484	300.986	-34,78	504.104	419.909	-16,70
KOREA, REPUBLIC OF	1.925.533	1.734.435	-9,92	1.971.511	2.198.697	11,52
TAIWAN	2.016.768	1.244.140	-38,31	1.978.557	1.683.091	-14,93
CHINA	150.017.733	195.270.960	30,17	149.127.858	237.440.055	59,22
PAPUA NEW GUINEA	484.588	705.288	45,54	483.534	931.508	92,65
THAILAND	2.706.020	2.159.402	-20,20	2.672.176	2.747.359	2,81
SINGAPORE	218.032	337.630	54,85	363.019	594.754	63,84
PHILIPPINES	3.489.725	4.573.288	31,05	3.658.791	5.852.107	59,95
MALAYSIA	2.911.280	3.991.175	37,09	2.912.087	4.846.550	66,43
MYANMAR	1.983.459	979.636	-50,61	2.213.895	1.340.673	-39,44
CAMBODIA	26.268	22.995	-12,46	24.983	30.261	21,13
BRUNEI DARUSSALAM	9.300	-	-	7.213	-	-
NEPAL	1.135.565	602.900	-46,91	1.081.989	748.122	-30,86
VIET NAM	6.591.670	6.532.570	-0,90	7.047.632	8.788.749	24,70
MALDIVES	62.070	57.735	-6,98	55.341	67.806	22,53
INDIA	729.490	576.440	-20,98	699.405	692.077	-1,05
PAKISTAN	2.469.178	984.188	-60,14	2.306.296	1.377.902	-40,25
BANGLADESH	238.498	190.198	-20,25	199.604	222.203	11,32
SRI LANKA	843.492	1.270.490	50,62	914.065	1.869.825	104,56
IRAQ	373.840	133.920	-64,18	317.586	166.446	-47,59
IRAN (ISLAMIC REPUBLIC OF)	-	135.960	-	-	172.653	-
SAUDI ARABIA	3.984.345	1.683.702	-57,74	4.310.548	2.456.119	-43,02
ISRAEL	922.515	1.635.870	77,33	1.028.368	2.335.437	127,10
KUWAIT	61.920	37.500	-39,44	56.858	57.317	0,81
JORDAN	815.560	899.504	10,29	828.543	1.128.838	36,24
LEBANON	1.918.746	1.465.698	-23,61	2.000.079	1.996.503	-0,18
YEMEN	648.020	89.560	-86,18	545.225	116.745	-78,59
OMAN	446.870	538.918	20,60	429.874	715.877	66,53
SYRIA ARAB REPUBLIC	-	308.700	-	-	626.661	-
TURKEY	4.720.720	5.486.510	16,22	6.479.546	7.920.605	22,24
UNITED ARAB EMIRATES	1.208.625	1.256.965	4,00	1.243.572	2.424.298	94,95
QATAR	169.340	147.270	-13,03	167.994	195.998	16,67
BAHRAIN	1.004.685	570.390	-43,23	1.192.326	688.699	-42,24
EGYPT	2.950.570	3.933.188	33,30	3.519.186	5.390.945	53,19

https://www.bps.go.id

TABEL 6. PERKEMBANGAN EKSPOR INDONESIA MENURUT KOMODITI DAN NEGARA TUJUAN
JANUARI - MARET 2021 DAN 2022

KOMODITI / NEGARA TUJUAN	BERAT BERSIH (KG)		PERUB	NILAI FOB (US $)		PERUB
	JAN-MAR 2021	JAN-MAR 2022	%	JAN-MAR 2021	JAN-MAR 2022	%
(1)	(2)	(3)	(4)	(5)	(6)	(7)
LIBYAN ARAB JAMAHIRIYA	940.010	331.100	-64,78	1.191.110	387.493	-67,47
MOROCCO	221.400	830.115	274,94	233.823	1.212.403	418,51
TUNISIA	22.860	-	-	41.034	-	-
ALGERIA	11.675.770	8.084.122	-30,76	11.475.687	9.621.638	-16,16
SUDAN	1.697.690	777.080	-54,23	1.590.941	987.386	-37,94
ETHIOPIA	-	1.726.760	-	-	1.920.376	-
TANZANIA, UNITED REP. OF	373.450	225.840	-39,53	368.710	281.631	-23,62
MADAGASCAR	-	45.320	-	-	51.438	-
MOZAMBIQUE	955.800	418.220	-56,24	856.087	504.106	-41,12
TOGO	34.560	283.923	721,54	33.316	300.804	802,89
GHANA	6.946.780	4.257.211	-38,72	6.544.616	4.780.022	-26,96
LIBERIA	505.352	37.150	-92,65	484.133	43.514	-91,01
GUINEA	220.000	-	-	140.800	-	-
ANGOLA	3.194.312	2.244.400	-29,74	3.044.428	2.734.514	-10,18
CONGO	140.100	549.230	292,03	128.325	653.860	409,54
CAMEROON	1.141.694	1.967.260	72,31	1.216.854	2.448.813	101,24
NIGERIA	16.510.790	16.292.730	-1,32	14.190.502	19.043.007	34,20
SIERRA LEONE	165.930	-	-	158.883	-	-
COTE D'IVOIRE	22.500	219.138	873,95	22.050	274.458	1.144,71
SENEGAL	1.389.940	2.146.940	54,46	1.313.797	2.588.879	97,05
MAURITANIA	21.900	-	-	19.382	-	-
BENIN	16.900	80.280	375,03	17.745	105.408	494,02
GAMBIA	53.900	74.680	38,55	50.446	82.632	63,80
DJIBOUTI	3.036.460	641.440	-78,88	2.816.982	866.774	-69,23
SOUTH AFRICA	1.241.120	431.400	-65,24	1.709.385	795.568	-53,46
MALAWI	121.900	44.240	-63,71	119.685	50.876	-57,49
MAURITIUS	-	21.900	-	-	27.003	-
DEMOCRATIC REP. OF THE CONGO	124.080	253.240	104,09	134.420	289.430	115,32
AUSTRALIA	332.591	680.600	104,64	348.816	660.841	89,45
NEW ZEALAND	1.294.118	881.562	-31,88	1.373.062	1.062.925	-22,59
VANUATU	32.070	2.970	-90,74	32.654	3.505	-89,27
COOK ISLANDS	-	204.640	-	-	245.617	-
FIJI	35.500	46.000	29,58	37.241	50.241	34,91
SAMOA	38.400	19.200	-50,00	39.990	29.484	-26,27
SOLOMON ISLANDS	14.496	60.478	317,20	27.616	121.582	340,26
EAST TIMOR	213.853	133.027	-37,80	204.499	170.555	-16,60
UNITED STATES	15.374.847	9.002.639	-41,45	15.655.033	10.548.964	-32,62
CANADA	909.760	2.952.000	224,48	969.207	4.399.014	353,88
MEXICO	66.000	66.000	0,00	89.540	103.435	15,52
NICARAGUA	21.000	-	-	17.241	-	-
SURINAME	-	21.000	-	-	28.539	-
CHILE	-	481.800	-	-	600.936	-
COLOMBIA	225.000	180.000	-20,00	223.785	299.565	33,86
BOLIVIA	202.500	405.000	100,00	201.623	648.720	221,75
ECUADOR	195.000	225.000	15,38	191.670	371.633	93,89
PERU	403.560	259.560	-35,68	458.536	412.877	-9,96
GUYANA	42.900	-	-	40.811	-	-
TRINIDAD AND TOBAGO	370.138	718.502	94,12	272.508	878.685	222,44
JAMAICA	1.113.134	1.115.176	0,18	887.658	1.261.275	42,09
PUERTO RICO	216.369	432.738	100,00	224.036	491.396	119,34
DOMINICAN REPUBLIC	400.000	67.740	-83,07	438.475	106.787	-75,65
HAITI	578.647	508.637	-12,10	536.559	704.168	31,24
BARBADOS	130.637	370.138	183,33	100.590	455.705	353,03
ANTIGUA AND BARBUDA	-	84.000	-	-	106.008	-
DOMINICA	-	44.170	-	-	52.722	-
GRENADA	80.067	-	-	69.295	-	-
SAINT LUCIA	-	21.954	-	-	28.052	-
UNITED KINGDOM	349.958	-	-	344.359	-	-
NETHERLANDS	80.020	20	-99,98	82.036	13	-99,98
GERMANY, FED. REP. OF	81.600	80.001	-1,96	95.952	142.721	48,74
DENMARK	7.334.520	-	-	5.848.885	-	-
SWEDEN	3.404.218	-	-	2.921.371	-	-
ITALY	-	9.999.939	-	-	12.849.922	-
SPAIN	104.000	21.600	-79,23	114.063	27.648	-75,76
PORTUGAL	21.600	43.200	100,00	21.276	50.760	138,58
GREECE	904.460	766.760	-15,22	978.173	960.316	-1,83
HUNGARY	67.600	22.000	-67,46	73.120	42.905	-41,32
POLAND	22.520	45.000	99,82	35.618	104.918	194,57
ROMANIA	22.860	225.200	885,13	34.793	283.302	714,25
BULGARIA	693.280	-	-	668.889	-	-
ALBANIA	668.060	492.120	-26,34	669.448	647.241	-3,32
ARMENIA	45.320	-	-	41.113	-	-
KAZAKHSTAN	88.660	45.000	-49,24	103.699	65.205	-37,12
TURKMENISTAN	-	126.000	-	-	151.830	-
UKRAINE	6.124.287	934.940	-84,73	6.756.114	1.505.083	-77,72
UZBEKISTAN	225.000	391.720	74,10	318.600	487.978	53,16
LITHUANIA	230.400	-	-	244.008	-	-
LATVIA	-	40.000	-	-	54.800	-
GEORGIA	269.160	202.500	-24,77	289.191	267.008	-7,67
CROATIA	1.812.000	1.184.960	-34,60	1.709.398	1.715.891	0,38
BOSNIA AND HERZEGOVINA	-	112.000	-	-	150.080	-
SLOVENIA	224.520	91.200	-59,38	224.876	92.112	-59,04
REP. OF MACEDONIA	382.500	179.600	-53,05	353.453	305.797	-13,48
RUSSIA FEDERATION	5.178.980	4.645.460	-10,30	6.771.684	8.761.981	29,39
SERBIA	135.540	106.920	-21,12	140.226	134.842	-3,84

https://www.bps.go.id

TABEL 6. PERKEMBANGAN EKSPOR INDONESIA MENURUT KOMODITI DAN NEGARA TUJUAN
JANUARI - MARET 2021 DAN 2022

KOMODITI / NEGARA TUJUAN	BERAT BERSIH (KG)		PERUB	NILAI FOB (US $)		PERUB
	JAN-MAR 2021	JAN-MAR 2022	%	JAN-MAR 2021	JAN-MAR 2022	%
(1)	(2)	(3)	(4)	(5)	(6)	(7)
MONTENEGRO	21.800	-	-	18.966	-	-
BIOTA AIR LAINNYA DIOLAH ATAU DIAWETKAN	**21.343.916**	**24.145.950**	**13,13**	**205.757.946**	**254.484.302**	**23,68**
JAPAN	2.321.037	2.672.807	15,16	21.665.221	24.614.917	13,61
HONG KONG	6.302	10.637	68,80	126.285	190.643	50,96
KOREA, REPUBLIC OF	30.793	66.610	116,32	588.531	1.009.956	71,61
TAIWAN	76.729	328.479	328,10	462.907	1.204.751	160,26
CHINA	121.117	23.010	-81,00	1.036.953	444.180	-57,16
THAILAND	6.233	4.969	-20,28	132.871	27.964	-78,95
SINGAPORE	119.534	83.423	-30,21	588.061	229.895	-60,91
PHILIPPINES	38.595	9.475	-75,45	224.956	41.378	-81,61
MALAYSIA	281.060	294.709	4,86	761.477	952.694	25,11
BRUNEI DARUSSALAM	6	1	-83,33	150	17	-88,81
PAKISTAN	-	5	-	-	9	-
IRAQ	4	10	128,83	203	417	105,19
IRAN (ISLAMIC REPUBLIC OF)	37	-	-	38	-	-
ISRAEL	10	6	-38,46	219	1.302	495,30
JORDAN	-	11.538	-	-	92.922	-
TURKEY	-	25	-	-	279	-
UNITED ARAB EMIRATES	5.219	4	-99,93	144.510	388	-99,73
CYPRUS	-	1.507	-	-	14.808	-
MOROCCO	-	17.372	-	-	23.452	-
REUNION	502	-	-	7.282	-	-
SOUTH AFRICA	7.209	28	-99,61	31.854	556	-98,26
AUSTRALIA	121.234	14.645	-87,92	1.624.906	359.088	-77,90
NEW ZEALAND	10	-	-	185	-	-
UNITED STATES	16.352.177	18.623.149	13,89	162.090.714	205.250.808	26,63
CANADA	374.484	504.818	34,80	2.591.800	6.464.931	149,44
MEXICO	-	16.115	-	-	80.610	-
CHILE	470	-	-	2.215	-	-
ARGENTINA	18	13	-29,07	851	364	-57,28
BRAZIL	135	33	-75,73	5.531	4.145	-25,07
TRINIDAD AND TOBAGO	1.771	1.090	-38,46	16.582	11.406	-31,22
PUERTO RICO	270.859	119.604	-55,84	2.369.847	1.231.821	-48,02
DOMINICAN REPUBLIC	476	35.381	7.328,68	1.733	382.607	21.984,11
UNITED KINGDOM	423.054	496.127	17,27	3.834.357	4.938.649	28,80
NETHERLANDS	158.689	328.014	106,70	1.363.085	2.586.148	89,73
FRANCE	27.319	60.469	121,34	211.649	522.514	146,88
GERMANY, FED. REP. OF	316.009	95.943	-69,64	3.432.412	952.969	-72,24
AUSTRIA	-	23	-	-	129	-
BELGIUM	43.309	95.567	120,67	299.611	759.291	153,43
SWITZERLAND	5	-	-	158	-	-
DENMARK	47.650	15.092	-68,33	558.025	236.419	-57,63
IRELAND	9	-	-	89	-	-
ITALY	116.244	98.615	-15,17	936.639	1.071.455	14,39
SPAIN	673	34.584	5.037,32	12.990	53.804	314,20
PORTUGAL	113	86	-23,53	2.814	1.439	-48,87
GREECE	24.088	28.434	18,04	160.435	256.007	59,57
HUNGARY	9	-	-	76	-	-
POLAND	16	2	-87,34	54	101	86,81
ROMANIA	1	-	-	90	-	-
ARMENIA	6	-	-	15	-	-
UKRAINE	6	4	-31,62	54	47	-12,50
CZECH REPUBLIC	4	-	-	466	-	-
RUSSIA FEDERATION	50.693	53.527	5,59	469.046	469.025	0,00
OLAHAN KOPI DAN TEH	**65.569.732**	**61.822.489**	**-5,71**	**194.581.487**	**178.235.547**	**-8,40**
JAPAN	706.905	890.850	26,02	2.400.619	3.242.967	35,09
HONG KONG	343.812	333.268	-3,07	1.224.265	1.146.420	-6,36
KOREA, REPUBLIC OF	55.988	47.916	-14,42	178.663	158.696	-11,18
TAIWAN	531.512	552.611	3,97	1.384.283	1.353.103	-2,25
CHINA	1.282.243	1.060.488	-17,29	3.458.172	2.691.166	-22,18
MONGOLIA	29.944	11.155	-62,75	138.378	72.304	-47,75
PAPUA NEW GUINEA	683.457	1.277.758	86,96	1.938.297	3.753.499	93,65
THAILAND	466.432	662.472	42,03	1.542.443	1.784.095	15,67
SINGAPORE	734.587	618.155	-15,85	3.415.920	2.252.436	-34,06
PHILIPPINES	43.301.046	37.421.933	-13,58	133.492.129	110.719.764	-17,06
MALAYSIA	4.940.515	5.837.334	18,15	12.784.076	15.627.040	22,24
MYANMAR	10.919	2.689	-75,38	50.058	18.848	-62,35
CAMBODIA	18.890	5.177	-72,59	42.738	39.043	-8,65
BRUNEI DARUSSALAM	60.739	61.225	0,80	193.990	210.432	8,48
VIET NAM	348.376	825.546	136,97	1.371.601	3.749.106	173,34
MALDIVES	6.762	8.009	18,43	35.777	43.097	20,46
INDIA	146.586	70.503	-51,90	632.155	366.637	-42,00
PAKISTAN	481.110	797.018	65,66	1.141.512	1.519.434	33,11
BANGLADESH	26.704	41.465	55,28	91.281	122.374	34,06
SRI LANKA	52.500	-	-	124.733	-	-
AFGHANISTAN	31.598	-	-	57.912	-	-
IRAQ	921.995	565.345	-38,68	2.486.684	1.632.013	-34,37
IRAN (ISLAMIC REPUBLIC OF)	122.455	70.861	-42,13	275.938	198.460	-28,08
SAUDI ARABIA	84.911	272.894	221,39	377.997	1.071.938	183,58
ISRAEL	115.508	30.700	-73,42	338.359	43.173	-87,24
KUWAIT	27.554	29.068	5,50	105.771	80.967	-23,45
JORDAN	613.117	398.577	-34,99	1.616.740	1.354.824	-16,20
LEBANON	848.578	416.833	-50,88	2.393.319	1.215.824	-49,20

https://www.bps.go.id

TABEL 6. PERKEMBANGAN EKSPOR INDONESIA MENURUT KOMODITI DAN NEGARA TUJUAN
JANUARI - MARET 2021 DAN 2022

KOMODITI / NEGARA TUJUAN	BERAT BERSIH (KG)		PERUB	NILAI FOB (US $)		PERUB
	JAN-MAR 2021	JAN-MAR 2022	%	JAN-MAR 2021	JAN-MAR 2022	%
(1)	(2)	(3)	(4)	(5)	(6)	(7)
PALESTINA	-	75.900	-	-	218.260	-
YEMEN	-	12.263	-	-	29.158	-
OMAN	1	17.497	1.749.570,00	20	49.355	246.675,00
TURKEY	18.063	-	-	35.818	-	-
UNITED ARAB EMIRATES	1.939.664	2.069.870	6,71	5.497.636	5.855.185	6,50
QATAR	400	29.352	7.237,97	4.412	100.623	2.180,67
BAHRAIN	7.332	13.879	89,30	28.353	53.327	88,08
EGYPT	11.227	49.656	342,29	37.207	123.526	232,00
LIBYAN ARAB JAMAHIRIYA	51.724	25.560	-50,58	193.965	93.526	-51,78
TANZANIA, UNITED REP. OF	13.155	-	-	45.283	-	-
MADAGASCAR	13.371	2.983	-77,69	44.260	9.392	-78,78
KENYA	41.030	-	-	84.651	-	-
GHANA	-	12.770	-	-	29.803	-
CONGO	5.540	1.890	-65,88	82.156	3.916	-95,23
NIGERIA	103.825	379.592	265,61	211.390	688.036	225,48
SIERRA LEONE	-	176	-	-	785	-
COTE D'IVOIRE	4.182	14.208	239,76	18.240	31.320	71,71
SENEGAL	13	-	-	48	-	-
GAMBIA	13.530	-	-	36.900	-	-
UGANDA	2.820	7.380	161,71	16.356	33.773	106,49
NIGER	1.200	12.714	959,50	3.600	37.142	931,72
SOUTH AFRICA	-	28.016	-	-	93.386	-
MAURITIUS	38.506	17.917	-53,47	114.562	61.553	-46,27
AUSTRALIA	479.048	487.571	1,78	2.424.072	2.652.087	9,41
NEW ZEALAND	221.958	165.577	-25,40	569.696	507.604	-10,90
NEW CALEDONIA	-	62	-	-	247	-
VANUATU	6.562	3.301	-49,69	27.606	23.333	-15,48
FIJI	30.843	21.208	-31,24	110.396	79.441	-28,04
KIRIBATI	2.007	-	-	3.140	-	-
MARSHALL ISLANDS	10.926	1.200	-89,02	36.119	4.200	-88,37
SAMOA	7.246	8.071	11,38	48.670	27.579	-43,33
SOLOMON ISLANDS	62.119	93.487	50,49	156.117	266.807	70,90
TONGA	-	346	-	-	840	-
EAST TIMOR	232.028	885.722	281,73	647.941	1.375.004	112,21
UNITED STATES	1.096.328	1.176.064	7,27	2.287.029	2.910.800	27,27
CANADA	86.292	167.996	94,68	316.940	486.907	53,63
CHILE	6.242	-	-	13.980	-	-
PERU	-	64.000	-	-	94.160	-
UNITED KINGDOM	417.880	196.685	-52,93	752.590	316.285	-57,97
NETHERLANDS	56.937	44.199	-22,37	131.818	147.337	11,77
FRANCE	644	125	-80,59	13.417	3.125	-76,71
GERMANY, FED. REP. OF	202.820	103.050	-49,19	411.722	167.334	-59,36
BELGIUM	210	155	-26,38	6.930	2.680	-61,32
SWITZERLAND	3.536	29.563	735,95	54.875	202.070	268,24
SWEDEN	11.995	10.455	-12,84	49.227	45.470	-7,63
ITALY	17.900	36.350	103,07	82.981	202.673	144,24
SPAIN	43.240	8.750	-79,76	69.173	42.538	-38,51
PORTUGAL	20	-	-	96	-	-
POLAND	262.690	366.500	39,52	437.553	569.204	30,09
ARMENIA	9.600	9.420	-1,88	34.560	32.355	-6,38
AZERBAIJAN	63.570	36.354	-42,81	212.313	135.833	-36,02
KAZAKHSTAN	-	64.934	-	-	189.679	-
KYRGYZSTAN	-	29.970	-	-	99.900	-
TURKMENISTAN	41.800	-	-	85.817	-	-
UKRAINE	225.673	21.958	-90,27	361.943	33.589	-90,72
UZBEKISTAN	76.170	49.094	-35,55	228.510	161.136	-29,48
GEORGIA	151.308	185.736	22,75	472.552	532.410	12,67
RUSSIA FEDERATION	2.481.813	2.473.120	-0,35	4.785.042	4.943.197	3,31
IKAN DIBEKUKAN	**62.321.724**	**42.777.997**	**-31,36**	**117.534.426**	**94.614.892**	**-19,50**
JAPAN	4.388.317	4.426.589	0,87	7.511.390	8.435.616	12,30
HONG KONG	211.319	201.856	-4,48	460.053	516.158	12,20
KOREA, REPUBLIC OF	1.835.816	1.981.390	7,93	3.162.151	3.548.293	12,21
TAIWAN	2.932.269	3.084.133	5,18	6.188.244	6.243.998	0,90
CHINA	26.505.404	15.755.811	-40,56	40.837.560	28.966.444	-29,07
THAILAND	10.747.202	5.876.219	-45,32	20.709.314	12.221.880	-40,98
SINGAPORE	792.910	782.360	-1,33	1.869.761	1.594.643	-14,71
PHILIPPINES	1.399.899	383.960	-72,57	2.418.445	774.222	-67,99
MALAYSIA	3.612.780	2.628.168	-27,25	8.998.250	5.972.772	-33,62
BRUNEI DARUSSALAM	15.050	-	-	41.008	-	-
VIET NAM	1.535.358	1.844.648	20,14	3.921.348	6.944.794	77,10
INDIA	168.000	301.120	79,24	346.467	604.563	74,49
SRI LANKA	470.476	73.565	-84,36	545.962	191.868	-64,86
OMAN	50.000	-	-	57.871	-	-
UNITED ARAB EMIRATES	65.627	115.000	75,23	197.012	296.184	50,34
QATAR	18.000	-	-	27.125	-	-
BAHRAIN	-	26.802	-	-	103.295	-
CYPRUS	6.000	-	-	21.646	-	-
EGYPT	315.500	256.470	-18,71	370.661	275.667	-25,63
TUNISIA	-	27.000	-	-	63.420	-
NAMIBIA	-	26.000	-	-	118.100	-
REUNION	42.000	76.737	82,71	176.102	275.472	56,43
MOZAMBIQUE	81.387	79.200	-2,69	126.516	71.350	-43,60
SENEGAL	268.939	285.525	6,17	466.158	462.813	-0,72
SEYCHELLES	52.500	79.000	50,48	70.858	134.314	89,55

https://www.bps.go.id

TABEL 6. PERKEMBANGAN EKSPOR INDONESIA MENURUT KOMODITI DAN NEGARA TUJUAN
JANUARI - MARET 2021 DAN 2022

KOMODITI / NEGARA TUJUAN	BERAT BERSIH (KG)		PERUB	NILAI FOB (US $)		PERUB
	JAN-MAR 2021	JAN-MAR 2022	%	JAN-MAR 2021	JAN-MAR 2022	%
(1)	(2)	(3)	(4)	(5)	(6)	(7)
SOUTH AFRICA	-	26.000	-	-	50.200	-
MAURITIUS	1.249.731	198.440	-84,12	2.250.775	488.793	-78,28
MAYOTTE	18.075	-	-	58.109	-	-
AUSTRALIA	159.066	85.793	-46,06	688.726	548.635	-20,34
SAMOA	27.000	550.000	1.937,04	35.580	1.240.155	3.385,54
EAST TIMOR	-	2.000	-	-	2.000	-
UNITED STATES	1.590.835	1.539.630	-3,22	6.144.362	6.973.070	13,49
CANADA	46.900	23.945	-48,95	130.851	139.366	6,51
MEXICO	1.225.000	5	-100,00	2.123.985	27	-100,00
SURINAME	131.000	185.000	41,22	144.590	282.865	95,63
PERU	70.000	-	-	97.884	-	-
PUERTO RICO	24.934	16.660	-33,18	180.347	118.949	-34,04
DOMINICAN REPUBLIC	53.168	116.171	118,50	284.680	653.224	129,46
EL SALVADOR	343.000	-	-	614.075	-	-
COSTA RICA	-	198.000	-	-	524.422	-
ARUBA	-	12.604	-	-	17.430	-
GRENADA	-	27.000	-	-	40.500	-
MARTINIQUE	22.596	17.900	-20,78	48.429	45.642	-5,75
NETHERLANDS ANTILLES	2.000	-	-	13.300	-	-
GUADELOUPE	13.250	21.864	65,01	37.442	73.603	96,58
UNITED KINGDOM	163.632	147.501	-9,86	454.323	510.852	12,44
NETHERLANDS	194.416	214.739	10,45	384.190	436.057	13,50
FRANCE	164.523	146.041	-11,23	438.949	461.208	5,07
GERMANY, FED. REP. OF	-	23.000	-	-	49.480	-
BELGIUM	143.894	67.144	-53,34	292.630	129.104	-55,88
DENMARK	500	-	-	3.173	-	-
ITALY	321.285	236.266	-26,46	1.317.180	1.554.985	18,05
SPAIN	322.514	391.600	21,42	927.197	1.225.748	32,20
PORTUGAL	371.824	208.054	-44,05	1.391.837	1.190.855	-14,44
GREECE	23.837	-	-	93.363	-	-
POLAND	-	470	-	-	2.820	-
UKRAINE	43.431	10.619	-75,55	127.512	39.037	-69,39
GEORGIA	4.980	-	-	15.678	-	-
RUSSIA FEDERATION	75.579	-	-	711.361	-	-
BUNGKIL DAN RESIDU	**1.301.839.641**	**1.410.749.618**	**8,37**	**261.287.860**	**372.252.024**	**42,47**
JAPAN	1.042.520	496.420	-52,38	307.055	123.036	-59,93
KOREA, REPUBLIC OF	116.420.563	224.879.629	93,16	22.050.348	42.121.300	91,02
TAIWAN	600	101.180	16.763,33	606	22.772	3.657,75
CHINA	165.952.424	124.495.601	-24,98	46.080.300	62.231.505	35,05
THAILAND	57.767.198	61.119.681	5,80	9.549.828	9.318.312	-2,42
SINGAPORE	18.801	8.000.245	42.452,23	17.876	8.670.290	48.403,54
MALAYSIA	22.540.663	46.980.295	108,42	14.760.723	48.276.480	227,06
BRUNEI DARUSSALAM	2.160	-	-	7.743	-	-
VIET NAM	131.146.784	140.336.451	7,01	21.105.063	22.150.723	4,95
INDIA	53.968.779	37.389.068	-30,72	13.897.189	11.987.289	-13,74
PAKISTAN	1.103.550	2.109.361	91,14	542.219	1.905.163	251,36
IRAN (ISLAMIC REPUBLIC OF)	95.275	95.275	0,00	87.653	121.476	38,59
SAUDI ARABIA	12.470.000	31.649.784	153,81	2.125.250	5.178.215	143,65
UNITED ARAB EMIRATES	98.322	191.300	94,56	71.492	165.475	131,46
MADAGASCAR	565.064	1.781.074	215,20	355.875	1.503.503	322,48
SENEGAL	43.820	-	-	19.719	-	-
AUSTRALIA	10.000.000	-	-	1.618.000	-	-
NEW ZEALAND	314.127.108	292.760.800	-6,80	52.149.056	51.071.319	-2,07
EAST TIMOR	2.426	-	-	482	-	-
UNITED STATES	-	5.000.000	-	-	4.850.000	-
UNITED KINGDOM	-	1.760.120	-	-	1.953.733	-
NETHERLANDS	403.896.520	391.046.231	-3,18	70.110.985	68.012.857	-2,99
ITALY	10.577.064	28.763.087	171,94	6.430.398	29.007.310	351,10
SPAIN	-	9.994.016	-	-	1.592.267	-
PORTUGAL	-	1.800.000	-	-	1.989.000	-
ROTI DAN KUE	**66.648.313**	**78.998.757**	**18,53**	**152.722.223**	**190.129.770**	**24,49**
JAPAN	1.846.948	1.780.062	-3,62	4.983.822	5.388.671	8,12
HONG KONG	938.150	640.908	-31,68	2.039.575	1.796.285	-11,93
KOREA, REPUBLIC OF	1.167.846	834.240	-28,57	3.856.244	2.660.832	-31,00
TAIWAN	1.476.967	1.707.116	15,58	3.350.349	4.155.655	24,04
CHINA	16.508.145	16.145.289	-2,20	41.891.672	42.668.193	1,85
MONGOLIA	5.349	-	-	20.788	-	-
MACAU	2.540	6.330	149,21	6.608	21.635	227,40
PAPUA NEW GUINEA	83.155	120.312	44,68	182.169	282.220	54,92
THAILAND	7.294.885	9.931.087	36,14	14.078.450	20.951.402	48,82
SINGAPORE	1.047.631	1.491.290	42,35	2.469.533	3.443.487	39,44
PHILIPPINES	6.273.240	8.080.277	28,81	13.183.348	18.949.908	43,74
MALAYSIA	7.570.951	8.515.152	12,47	13.629.412	18.094.643	32,76
MYANMAR	1.595.514	4.382.242	174,66	2.782.614	8.212.639	195,14
CAMBODIA	1.866.250	1.205.662	-35,40	4.943.867	3.128.931	-36,71
BRUNEI DARUSSALAM	378.850	285.510	-24,64	1.043.733	976.817	-6,41
BHUTAN	6.741	-	-	11.018	-	-
VIET NAM	5.153.598	7.822.271	51,78	11.653.680	19.060.342	63,56
MALDIVES	277.319	233.781	-15,70	595.150	547.823	-7,95
INDIA	2.492.012	2.811.487	12,82	4.234.264	4.977.798	17,56
PAKISTAN	63.039	32.743	-48,06	252.607	148.451	-41,23
BANGLADESH	22.224	20.258	-8,85	70.275	65.586	-6,67
SRI LANKA	-	28.740	-	-	20.575	-

https://www.bps.go.id

TABEL 6. PERKEMBANGAN EKSPOR INDONESIA MENURUT KOMODITI DAN NEGARA TUJUAN
JANUARI - MARET 2021 DAN 2022

KOMODITI / NEGARA TUJUAN	BERAT BERSIH (KG)		PERUB	NILAI FOB (US $)		PERUB
	JAN-MAR 2021	JAN-MAR 2022	%	JAN-MAR 2021	JAN-MAR 2022	%
(1)	(2)	(3)	(4)	(5)	(6)	(7)
IRAQ	34.171	1.106	-96,76	59.830	9.344	-84,38
IRAN (ISLAMIC REPUBLIC OF)	32.076	10.284	-67,94	82.500	31.740	-61,53
SAUDI ARABIA	986.697	1.090.006	10,47	2.758.372	3.823.805	38,63
ISRAEL	39.877	61.503	54,23	147.572	200.392	35,79
KUWAIT	198.053	236.977	19,65	450.241	585.354	30,01
JORDAN	170.840	30.070	-82,40	435.424	93.950	-78,42
LEBANON	17.496	22.146	26,58	49.500	74.137	49,77
PALESTINA	490	-	-	4.172	-	-
OMAN	133.458	107.534	-19,43	327.525	310.179	-5,30
SYRIA ARAB REPUBLIC	64.800	-	-	99.209	-	-
TURKEY	-	12.232	-	-	23.196	-
UNITED ARAB EMIRATES	840.946	1.146.255	36,31	2.292.684	3.235.722	41,13
QATAR	73.777	95.847	29,92	165.477	289.159	74,74
BAHRAIN	188.538	208.999	10,85	442.989	535.458	20,87
EGYPT	44.752	7.695	-82,81	119.731	30.284	-74,71
LIBYAN ARAB JAMAHIRIYA	82.036	77.530	-5,49	247.598	237.468	-4,09
ETHIOPIA	23.070	-	-	35.320	-	-
TANZANIA, UNITED REP. OF	6.900	1.064	-84,58	18.563	5.723	-69,17
MADAGASCAR	18.713	-	-	38.435	-	-
SOMALIA	-	14.994	-	-	16.511	-
KENYA	3.723	-	-	12.463	-	-
EQUATORIAL GUINEA	9.264	-	-	33.005	-	-
TOGO	9	3	-66,67	76	17	-77,89
GHANA	1.560	-	-	8.938	-	-
LIBERIA	8.434	17.136	103,19	29.622	56.441	90,54
GUINEA	283	9.792	3.360,07	114	25.883	22.603,95
CONGO	-	3.675	-	-	7.615	-
NIGERIA	28.286	143.529	407,42	71.268	207.525	191,19
SIERRA LEONE	1.722	3.599	108,97	6.085	12.911	112,16
GABON	83.522	42.913	-48,62	191.003	99.064	-48,14
COTE D'IVOIRE	4	692.366	17.309.060,00	14	1.197.217	8.675.384,78
SENEGAL	2.736	-	-	6.873	-	-
MALI	1.052	-	-	3.592	-	-
GAMBIA	4.445	-	-	9.878	-	-
SEYCHELLES	2.000	1.730	-13,51	8.255	4.917	-40,43
UGANDA	-	5	-	-	21	-
SOUTH AFRICA	34.508	130.950	279,48	128.579	516.286	301,53
MAURITIUS	231.919	230.681	-0,53	689.462	646.432	-6,24
AUSTRALIA	3.071.011	3.229.287	5,15	6.387.410	7.707.782	20,67
NEW ZEALAND	312.752	335.629	7,31	622.105	670.215	7,73
MICRONESIA, FED. STATES OF	34.127	16.139	-52,71	87.877	45.082	-48,70
NAURU	-	1.451	-	-	6.637	-
NEW CALEDONIA	26.243	40.181	53,11	33.057	65.741	98,87
NORTHERN MARIANA ISLANDS	4.877	2.047	-58,03	18.596	8.974	-51,74
VANUATU	29.453	51.897	76,20	54.385	126.000	131,68
AMERICAN SAMOA	5.088	-	-	15.168	-	-
FIJI	211.889	231.070	9,05	310.065	447.365	44,28
KIRIBATI	40.447	16.098	-60,20	83.520	48.862	-41,50
MARSHALL ISLANDS	29.374	22.522	-23,33	74.536	69.255	-7,08
SAMOA	120.501	118.868	-1,35	253.332	225.226	-11,09
SOLOMON ISLANDS	82.253	221.125	168,83	141.095	325.894	130,97
TONGA	134.278	217.283	61,82	259.538	406.778	56,73
TUVALU	200	-	-	732	-	-
EAST TIMOR	968.355	1.894.310	95,62	1.712.997	3.424.606	99,92
UNITED STATES	1.128.059	1.060.062	-6,03	4.755.919	4.376.243	-7,98
CANADA	18.094	64.701	257,59	79.081	322.480	307,79
MEXICO	361.123	565.862	56,70	792.805	1.603.533	102,26
HONDURAS	58.217	-	-	115.071	-	-
CHILE	72.041	37.963	-47,30	311.577	189.904	-39,05
VENEZUELA	16.430	-	-	57.525	-	-
BRAZIL	8.792	25.691	192,23	37.440	102.558	173,93
COLOMBIA	14.434	18.458	27,88	62.979	76.378	21,28
PERU	-	5.051	-	-	22.666	-
GUYANA	2.346	10.030	327,53	9.438	28.494	201,92
FRENCH POLYNESIA	23.438	20.232	-13,68	35.730	38.076	6,57
UNITED KINGDOM	117.177	3.186	-97,28	366.120	12.885	-96,48
NETHERLANDS	92.099	144.069	56,43	411.915	851.354	106,68
FRANCE	6.896	-	-	25.091	-	-
GERMANY, FED. REP. OF	96.088	61.614	-35,88	948.738	634.943	-33,07
AUSTRIA	813	-	-	3.003	-	-
BELGIUM	21.420	42.875	100,17	59.029	115.147	95,07
DENMARK	2	451	18.700,17	2	2.384	108.266,82
IRELAND	21.420	-	-	60.198	-	-
PORTUGAL	13.370	1.995	-85,08	27.352	6.479	-76,31
POLAND	26.275	-	-	156.139	-	-
ROMANIA	3.447	-	-	16.875	-	-
ARMENIA	-	1.080	-	-	4.625	-
AZERBAIJAN	-	486	-	-	1.500	-
KYRGYZSTAN	-	2	-	-	250	-
UKRAINE	6.644	-	-	19.138	-	-
LITHUANIA	-	33.920	-	-	217.955	-
LATVIA	-	3.475	-	-	34.945	-
GEORGIA	8.748	-	-	16.700	-	-
CROATIA	1.195	3.579	199,56	3.891	11.240	188,88
RUSSIA FEDERATION	17.388	20.688	18,98	42.509	68.674	61,55

https://www.bps.go.id

TABEL 6. PERKEMBANGAN EKSPOR INDONESIA MENURUT KOMODITI DAN NEGARA TUJUAN
JANUARI - MARET 2021 DAN 2022

KOMODITI / NEGARA TUJUAN	BERAT BERSIH (KG)		PERUB	NILAI FOB (US $)		PERUB
	JAN-MAR 2021	JAN-MAR 2022	%	JAN-MAR 2021	JAN-MAR 2022	%
(1)	(2)	(3)	(4)	(5)	(6)	(7)
IKAN DIOLAH ATAU DIAWETKAN	**22.900.365**	**23.377.468**	**2,08**	**84.932.353**	**93.086.422**	**9,60**
JAPAN	3.045.305	2.377.236	-21,94	13.499.126	13.267.045	-1,72
HONG KONG	30.833	16.247	-47,31	356.603	158.384	-55,59
KOREA, REPUBLIC OF	44.030	26.100	-40,72	144.704	91.395	-36,84
TAIWAN	58.608	68.748	17,30	137.496	137.104	-0,29
CHINA	10.080	12.352	22,54	25.000	32.115	28,46
PAPUA NEW GUINEA	318.240	111.384	-65,00	483.600	180.863	-62,60
THAILAND	2.768.250	3.545.569	28,08	9.756.514	13.537.597	38,75
SINGAPORE	16.872	3.191	-81,09	112.053	37.566	-66,47
PHILIPPINES	-	100	-	-	175	-
MALAYSIA	191.636	87.058	-54,57	467.857	263.011	-43,78
CAMBODIA	3.212	-	-	16.787	-	-
BRUNEI DARUSSALAM	42.526	23.229	-45,38	184.541	108.130	-41,41
INDIA	19.663	20.000	1,72	47.587	56.899	19,57
BANGLADESH	-	1	-	-	1	-
IRAQ	80.000	294.339	267,92	187.100	825.521	341,22
IRAN (ISLAMIC REPUBLIC OF)	38.750	121.000	212,26	92.380	336.236	263,97
SAUDI ARABIA	4.504.790	4.592.214	1,94	17.951.463	19.527.423	8,78
ISRAEL	75.750	-	-	205.770	-	-
KUWAIT	353.753	54.439	-84,61	1.352.708	201.907	-85,07
JORDAN	793.140	366.524	-53,79	2.709.460	1.530.555	-43,51
LEBANON	-	98.763	-	-	271.803	-
YEMEN	339.280	58.520	-82,75	1.213.567	229.230	-81,11
OMAN	30.378	-	-	104.349	-	-
UNITED ARAB EMIRATES	259.704	164.661	-36,60	873.663	521.981	-40,25
QATAR	15.504	-	-	38.315	-	-
BAHRAIN	16.551	13.464	-18,65	48.103	57.971	20,51
EGYPT	192.146	138.659	-27,84	602.767	400.552	-33,55
LIBYAN ARAB JAMAHIRIYA	-	132.341	-	-	461.054	-
ALGERIA	182.000	125.000	-31,32	504.400	256.250	-49,20
NAMIBIA	17.280	125.729	627,60	25.260	257.322	918,70
TANZANIA, UNITED REP. OF	108.500	121.250	11,75	183.725	340.168	85,15
MADAGASCAR	40.000	-	-	98.560	-	-
SOMALIA	-	31.968	-	-	109.800	-
KENYA	20.000	51.620	158,10	49.600	114.240	130,32
REUNION		30.700	-	-	120.599	-
MOZAMBIQUE	43.524	-	-	67.860	-	-
EQUATORIAL GUINEA	-	60.250	-	-	170.300	-
TOGO	422.563	541.194	28,07	1.004.659	1.494.477	48,75
GHANA	860.125	397.788	-53,75	2.099.971	1.038.461	-50,55
LIBERIA	-	20.250	-	-	56.700	-
GUINEA	60.750	-	-	139.860	-	-
ANGOLA	40.000	194.968	387,42	99.200	534.635	438,95
CONGO	-	280.875	-	-	768.665	-
CAMEROON	159.394	81.000	-49,18	402.393	233.197	-42,05
NIGERIA	541.456	308.963	-42,94	1.437.026	838.461	-41,65
SIERRA LEONE	20.250	141.750	600,00	48.600	372.651	666,77
GABON	60.000	180.500	200,83	146.365	503.207	243,80
COTE D'IVOIRE	120.000	40.000	-66,67	294.400	108.800	-63,04
SENEGAL	100.503	201.150	100,14	244.148	539.788	121,09
BENIN	-	221.751	-	-	550.784	-
GAMBIA	80.250	200.088	149,33	187.830	533.905	184,25
DJIBOUTI	20.000	-	-	48.800	-	-
SOUTH AFRICA	40.000	-	-	99.200	-	-
COMOROS	60.000	20.250	-66,25	152.160	49.572	-67,42
DEMOCRATIC REP. OF THE CONGO	329.800	489.550	48,44	656.628	1.174.049	78,80
AUSTRALIA	1.541.306	1.849.499	20,00	8.416.340	10.664.058	26,71
NEW ZEALAND	12.211	12.211	0,00	40.223	51.447	27,90
SAMOA	51.510	-	-	62.115	-	-
EAST TIMOR	282.019	443.255	57,17	645.360	1.201.639	86,20
UNITED STATES	1.843.368	2.065.045	12,03	8.106.538	9.084.402	12,06
CANADA	196.510	545.435	177,56	664.974	1.969.338	196,15
MEXICO	346.000	28.000	-91,91	1.357.000	112.580	-91,70
GUATEMALA	-	29.016	-	-	56.940	-
SURINAME	15.981	-	-	43.469	-	-
CHILE	61.440	-	-	225.200	-	-
ECUADOR	102.000	-	-	408.300	-	-
PUERTO RICO	84.700	36.000	-57,50	352.635	154.800	-56,10
DOMINICAN REPUBLIC	280.000	100.000	-64,29	712.000	272.000	-61,80
DOMINICA	-	18.390	-	-	46.430	-
UNITED KINGDOM	494.490	1.060.681	114,50	1.804.570	3.947.822	118,77
NETHERLANDS	147.235	84.228	-42,79	678.642	435.531	-35,82
FRANCE	50.000	50.066	0,13	195.080	233.023	19,45
GERMANY, FED. REP. OF	79.396	47.638	-40,00	278.614	163.561	-41,29
BELGIUM	36.096	-	-	115.400	-	-
ITALY	179.520	-	-	861.645	-	-
GREECE	32.288	-	-	90.740	-	-
ROMANIA	-	29.184	-	-	107.825	-
BULGARIA	73.839	74.436	0,81	211.504	224.959	6,36
ALBANIA	118.844	90.971	-23,45	256.894	262.488	2,18
UKRAINE	-	16.128	-	-	44.500	-
LITHUANIA	31.462	-	-	62.534	-	-
CROATIA	88.239	63.211	-28,36	230.018	192.576	-16,28
CZECH REPUBLIC	-	95.904	-	-	189.450	-

https://www.bps.go.id

TABEL 6. PERKEMBANGAN EKSPOR INDONESIA MENURUT KOMODITI DAN NEGARA TUJUAN
JANUARI - MARET 2021 DAN 2022

KOMODITI / NEGARA TUJUAN	BERAT BERSIH (KG)		PERUB	NILAI FOB (US $)		PERUB
	JAN-MAR 2021	JAN-MAR 2022	%	JAN-MAR 2021	JAN-MAR 2022	%
(1)	(2)	(3)	(4)	(5)	(6)	(7)
REP. OF MACEDONIA	-	32.640	-	-	69.600	-
SERBIA	140.544	268.512	91,05	412.600	790.940	91,70
MONTENEGRO	35.972	144.288	301,12	97.801	409.965	319,18
PASTA KAKAO	**14.363.204**	**14.340.793**	**-0,16**	**33.439.714**	**40.503.882**	**21,13**
JAPAN	100.010	80.210	-19,80	336.678	256.094	-23,94
HONG KONG	53	-	-	956	-	-
KOREA, REPUBLIC OF	-	59.985	-	-	189.375	-
TAIWAN	2.000	-	-	7.800	-	-
CHINA	1.492.809	1.293.591	-13,35	8.896.968	8.492.110	-4,55
THAILAND	118.000	6.000	-94,92	398.725	19.227	-95,18
SINGAPORE	70	2.724.543	3.914.473,85	987	6.467.599	655.178,51
PHILIPPINES	38.900	20.025	-48,52	109.100	82.486	-24,39
MALAYSIA	5.771.226	2.569.213	-55,48	9.711.428	6.216.758	-35,99
VIET NAM	14.000	-	-	47.404	-	-
MALDIVES	-	68	-	-	82	-
INDIA	20.000	-	-	80.000	-	-
BANGLADESH	12.500	10.000	-20,00	46.800	38.500	-17,74
EGYPT	40.000	5.000	-87,50	131.300	25.839	-80,32
SOUTH AFRICA	350	-	-	1.332	-	-
AUSTRALIA	507.267	381.250	-24,84	1.789.795	1.330.244	-25,68
NEW ZEALAND	120.000	2.500	-97,92	480.000	10.250	-97,86
EAST TIMOR	20	-	-	20	-	-
UNITED STATES	1.380.000	2.140.150	55,08	2.243.123	5.023.229	123,94
MEXICO	144.000	300.000	108,33	245.707	702.462	185,89
BRAZIL	1.605.000	2.052.000	27,85	2.857.402	4.855.116	69,91
URUGUAY	40.000	40.000	0,00	70.319	25.200	-64,16
GERMANY, FED. REP. OF	5.000	900	-82,00	8.750	10.804	23,48
SPAIN	2.912.000	2.655.125	-8,82	5.914.637	6.754.116	14,19
LITHUANIA	-	232	-	-	4.389	-
RUSSIA FEDERATION	40.000	-	-	60.483	-	-
FILLET IKAN DIBEKUKAN	**19.717.180**	**21.965.127**	**11,40**	**119.299.898**	**155.104.220**	**30,01**
JAPAN	1.591.841	2.171.746	36,43	7.657.695	14.101.704	84,15
HONG KONG	25.246	34.058	34,90	277.852	339.008	22,01
KOREA, DEM. PEOPLE'S REP.	-	329	-	-	3.041	-
KOREA, REPUBLIC OF	321.385	342.055	6,43	454.691	1.559.553	242,99
TAIWAN	299.176	195.569	-34,63	1.032.373	837.652	-18,86
CHINA	413.844	61.176	-85,22	1.097.321	87.414	-92,03
THAILAND	1.274.281	2.577.423	102,26	4.618.201	9.838.594	113,04
SINGAPORE	359.063	351.615	-2,07	1.660.405	1.915.365	15,36
PHILIPPINES	189.705	465.909	145,60	593.335	1.770.798	198,45
MALAYSIA	201.354	160.679	-20,20	698.538	717.494	2,71
BRUNEI DARUSSALAM	3.000	-	-	39.941	-	-
VIET NAM	277.547	286.822	3,34	1.236.422	2.130.379	72,30
ISRAEL	11.000	-	-	36.950	-	-
JORDAN	4.350	-	-	50.802	-	-
LEBANON	3.400	8.220	141,76	50.810	144.530	184,45
UNITED ARAB EMIRATES	48.209	38.599	-19,93	503.877	363.227	-27,91
BAHRAIN	300	-	-	3.780	-	-
CYPRUS	8.760	1.680	-80,82	46.624	14.868	-68,11
EGYPT	-	24.500	-	-	42.875	-
ALGERIA	104.000	78.000	-25,00	403.000	282.660	-29,86
REUNION	49.398	31.833	-35,56	296.985	234.511	-21,04
MAURITIUS	103.603	145.000	39,96	332.353	535.865	61,23
AUSTRALIA	742.121	701.045	-5,53	6.587.594	5.990.871	-9,06
NEW ZEALAND	5.130	6.802	32,58	63.737	82.749	29,83
UNITED STATES	8.919.395	10.062.544	12,82	66.749.576	91.690.180	37,36
CANADA	921.816	773.956	-16,04	5.284.662	5.112.121	-3,26
MEXICO	964.540	1.266.000	31,25	3.833.770	4.931.649	28,64
COLOMBIA	15.000	-	-	87.900	-	-
URUGUAY	4.000	-	-	14.017	-	-
ECUADOR	9.125	-	-	81.536	-	-
PERU	148.500	-	-	560.588	-	-
PUERTO RICO	19.173	17.032	-11,17	233.179	203.258	-12,83
DOMINICAN REPUBLIC	23.608	15.970	-32,35	189.460	138.965	-26,65
ARUBA	-	2.037	-	-	7.068	-
MARTINIQUE	98.706	73.237	-25,80	487.633	460.614	-5,54
NETHERLANDS ANTILLES	6.408	9.004	40,52	64.230	115.049	79,12
GUADELOUPE	57.509	55.850	-2,88	258.993	305.690	18,03
UNITED KINGDOM	8.012	19.463	142,94	28.346	133.103	369,57
NETHERLANDS	230.638	303.520	31,60	1.303.417	1.801.017	38,18
FRANCE	263.886	195.425	-25,94	1.295.487	1.161.116	-10,37
GERMANY, FED. REP. OF	339.929	170.336	-49,89	1.594.408	840.879	-47,26
AUSTRIA	-	12.495	-	-	136.192	-
BELGIUM	51.640	113.685	120,15	269.770	651.758	141,60
SWITZERLAND	-	18.144	-	-	123.600	-
DENMARK	10.000	-	-	43.118	-	-
ITALY	1.123.501	634.315	-43,54	6.897.556	4.004.168	-41,95
SPAIN	40.195	291.270	624,64	165.253	720.700	336,12
PORTUGAL	147.500	9.825	-93,34	655.041	90.121	-86,24
GREECE	-	1.730	-	-	17.598	-
POLAND	171.220	131.295	-23,32	794.214	746.088	-6,06
UKRAINE	76.145	85.904	12,82	414.517	449.922	8,54
GEORGIA	20.020	-	-	77.039	-	-

https://www.bps.go.id

TABEL 6. PERKEMBANGAN EKSPOR INDONESIA MENURUT KOMODITI DAN NEGARA TUJUAN
JANUARI - MARET 2021 DAN 2022

KOMODITI / NEGARA TUJUAN	BERAT BERSIH (KG)		PERUB	NILAI FOB (US $)		PERUB
	JAN-MAR 2021	JAN-MAR 2022	%	JAN-MAR 2021	JAN-MAR 2022	%
(1)	(2)	(3)	(4)	(5)	(6)	(7)
RUSSIA FEDERATION	10.000	19.030	90,30	172.902	270.205	56,28
BUAH DAN SAYUR YANG DIKERINGKAN	**40.659.629**	**33.631.666**	**-17,28**	**71.440.837**	**60.049.425**	**-15,95**
JAPAN	454.523	591.348	30,10	539.227	749.051	38,91
HONG KONG	177.880	44.930	-74,74	282.088	85.626	-69,65
KOREA, REPUBLIC OF	520.560	304.222	-41,56	1.493.468	873.870	-41,49
TAIWAN	173.997	151.898	-12,70	293.099	342.694	16,92
CHINA	857.141	713.738	-16,73	2.578.004	3.528.802	36,88
PAPUA NEW GUINEA	5.000	2.500	-50,00	6.111	5.784	-5,35
THAILAND	2.567.047	1.738.151	-32,29	4.204.866	4.283.558	1,87
SINGAPORE	7.302.283	8.738.599	19,67	4.605.883	6.150.498	33,54
PHILIPPINES	3.599	42.666	1.085,50	38.122	213.587	460,27
MALAYSIA	1.023.597	703.996	-31,22	1.676.487	2.358.014	40,65
MYANMAR	-	9.250	-	-	9.944	-
BRUNEI DARUSSALAM	37	-	-	433	-	-
NEPAL	500	19.000	3.700,00	2.850	18.050	533,33
VIET NAM	50.986	173.274	239,85	365.750	328.693	-10,13
MALDIVES	53	86	61,80	1.795	3.996	122,62
INDIA	150.000	206.000	37,33	132.199	305.253	130,90
PAKISTAN	2.516.742	493.000	-80,41	1.347.280	607.647	-54,90
BANGLADESH	107.800	144.775	34,30	185.065	136.028	-26,50
IRAQ	644.000	985.000	52,95	1.374.037	1.583.662	15,26
IRAN (ISLAMIC REPUBLIC OF)	519.305	570.250	9,81	1.091.677	1.020.425	-6,53
SAUDI ARABIA	888.576	648.520	-27,02	1.757.157	1.253.426	-28,67
ISRAEL	39.000	20.500	-47,44	109.525	23.651	-78,41
KUWAIT	51.446	25.996	-49,47	109.858	54.592	-50,31
JORDAN	356.639	127.550	-64,24	966.074	221.839	-77,04
LEBANON	38.500	134.016	248,09	81.100	206.899	155,12
YEMEN	106.032	-	-	216.823	-	-
OMAN	181.999	102.016	-43,95	390.189	180.638	-53,70
SYRIA ARAB REPUBLIC	139.250	-	-	230.743	-	-
TURKEY	1.587.520	1.604.500	1,07	2.541.498	2.732.887	7,53
UNITED ARAB EMIRATES	1.472.207	935.530	-36,45	3.174.299	1.746.964	-44,97
QATAR	259.989	13.020	-94,99	548.493	25.770	-95,30
BAHRAIN	24.004	46.802	94,97	55.569	88.241	58,79
CYPRUS	-	12.500	-	-	25.125	-
EGYPT	2.088.000	1.643.427	-21,29	4.697.635	3.556.710	-24,29
LIBYAN ARAB JAMAHIRIYA	145.000	-	-	283.925	-	-
MOROCCO	96.000	78.000	-18,75	165.280	122.121	-26,11
TUNISIA	36.897	-	-	136.493	-	-
ALGERIA	67.194	103.842	54,54	78.174	124.265	58,96
SUDAN	27.020	-	-	60.795	-	-
MADAGASCAR	5.000	-	-	8.560	-	-
KENYA	26.000	26.000	0,00	55.575	49.816	-10,36
REUNION	26.000	-	-	58.260	-	-
TOGO	22	-	-	69	-	-
ANGOLA	12.500	26.000	108,00	28.250	56.940	101,56
NIGERIA	46.347	14.450	-68,82	74.461	39.119	-47,46
SENEGAL	-	18.000	-	-	14.940	-
SOUTH AFRICA	174.760	442.500	153,20	370.210	893.170	141,26
MAURITIUS	-	24.000	-	-	69.800	-
AUSTRALIA	314.159	538.636	71,45	731.275	1.166.190	59,47
NEW ZEALAND	382.193	243.767	-36,22	795.883	566.454	-28,83
NEW CALEDONIA	-	1.435	-	-	11.867	-
EAST TIMOR	1.598	1.915	19,84	2.372	7.352	209,96
UNITED STATES	862.993	835.170	-3,22	3.296.708	1.864.297	-43,45
CANADA	690	264.954	38.299,12	3.040	578.699	18.933,50
MEXICO	26.000	-	-	54.600	-	-
CHILE	89.000	100.850	13,31	197.581	216.215	9,43
VENEZUELA	25.000	-	-	48.635	-	-
ARGENTINA	182.300	319.050	75,01	215.270	516.242	139,81
BRAZIL	2.188.791	467.725	-78,63	2.949.696	681.166	-76,91
COLOMBIA	63.875	-	-	139.512	-	-
URUGUAY	390.000	338.000	-13,33	841.620	772.882	-8,17
PARAGUAY	67.000	-	-	128.050	-	-
ECUADOR	-	13.500	-	-	31.500	-
PERU	52.000	104.000	100,00	124.800	205.400	64,58
DOMINICAN REPUBLIC	81.000	47.000	-41,98	182.280	96.504	-47,06
COSTA RICA	84.000	26.000	-69,05	176.570	65.250	-63,05
CAPE VERDE	-	26.000	-	-	53.300	-
UNITED KINGDOM	860.640	950.565	10,45	1.896.149	2.061.335	8,71
NETHERLANDS	1.928.909	1.511.397	-21,64	5.347.708	4.673.876	-12,60
FRANCE	684.102	723.300	5,73	1.392.714	1.706.819	22,55
GERMANY, FED. REP. OF	2.476.775	1.209.574	-51,16	7.025.128	2.749.463	-60,86
BELGIUM	75.210	88.250	17,34	104.370	161.050	54,31
DENMARK	52.000	51.016	-1,89	107.900	114.788	6,38
NORWAY	12.474	60.993	388,96	23.326	145.194	522,44
SWEDEN	-	111.443	-	-	195.553	-
IRELAND	39.000	-	-	84.760	-	-
ITALY	290.659	123.500	-57,51	541.538	251.115	-53,63
SPAIN	277.320	645.190	132,65	529.452	948.732	79,19
PORTUGAL	135.700	130.000	-4,20	247.175	262.756	6,30
GREECE	133.000	167.925	26,26	233.789	329.160	40,79
HUNGARY	56.500	98.875	75,00	117.968	149.623	26,83
POLAND	727.525	489.463	-32,72	1.493.331	1.049.068	-29,75

https://www.bps.go.id

TABEL 6. PERKEMBANGAN EKSPOR INDONESIA MENURUT KOMODITI DAN NEGARA TUJUAN
JANUARI - MARET 2021 DAN 2022

KOMODITI / NEGARA TUJUAN	BERAT BERSIH (KG)		PERUB	NILAI FOB (US $)		PERUB
	JAN-MAR 2021	JAN-MAR 2022	%	JAN-MAR 2021	JAN-MAR 2022	%
(1)	(2)	(3)	(4)	(5)	(6)	(7)
BULGARIA	13.000	13.000	0,00	29.120	25.675	-11,83
UKRAINE	420.490	171.750	-59,15	776.629	288.250	-62,88
LITHUANIA	83.000	18.563	-77,64	191.095	28.612	-85,03
LATVIA	13.000	205.056	1.477,35	23.750	314.774	1.225,37
ESTONIA	13.000	-	-	25.555	-	-
GEORGIA	137.250	52.000	-62,11	281.409	111.800	-60,27
CROATIA	52.000	104.000	100,00	121.940	211.912	73,78
MALTA	-	13.000	-	-	32.175	-
SLOVENIA	166.000	70.300	-57,65	339.305	136.880	-59,66
CZECH REPUBLIC	-	52.000	-	-	98.600	-
RUSSIA FEDERATION	2.230.525	1.562.654	-29,94	4.201.381	3.076.804	-26,77
BUAH DAN SAYUR DIOLAH ATAU DIAWETKAN	**53.855.790**	**63.039.323**	**17,05**	**69.920.913**	**79.012.742**	**13,00**
JAPAN	2.479.176	3.284.869	32,50	3.569.377	4.696.003	31,56
HONG KONG	79.058	166.193	110,21	151.396	239.988	58,52
KOREA, REPUBLIC OF	1.489.616	2.506.046	68,23	2.151.604	3.396.280	57,85
TAIWAN	313.387	201.226	-35,79	375.648	172.108	-54,18
CHINA	2.801.816	3.298.788	17,74	3.269.687	3.746.232	14,57
MONGOLIA	18.300	-	-	20.979	-	-
PAPUA NEW GUINEA	1.275	-	-	2.820	-	-
THAILAND	26.100	32.780	25,59	53.326	101.190	89,76
SINGAPORE	1.404.116	2.557.472	82,14	1.578.187	2.545.674	61,30
PHILIPPINES	258.850	434.720	67,94	148.048	294.626	99,01
MALAYSIA	345.673	1.352.106	291,15	381.151	1.476.270	287,32
MYANMAR	4.113	-	-	4.113	-	-
BRUNEI DARUSSALAM	15.758	37.019	134,92	55.403	114.807	107,22
VIET NAM	91.500	36.600	-60,00	89.181	35.539	-60,15
INDIA	30.240	20.000	-33,86	80.988	23.000	-71,60
PAKISTAN	394.864	59.310	-84,98	229.850	39.173	-82,96
BANGLADESH	50.000	-	-	8.000	-	-
SAUDI ARABIA	131.802	308.848	134,33	285.493	423.873	48,47
ISRAEL	142.560	94.320	-33,84	167.648	139.237	-16,95
KUWAIT	72.174	71.577	-0,83	115.981	119.209	2,78
JORDAN	-	50.508	-	-	52.818	-
OMAN	24.653	28.507	15,63	42.594	48.244	13,26
UNITED ARAB EMIRATES	161.716	195.625	20,97	260.108	280.270	7,75
QATAR	38.660	187.397	384,74	63.155	288.315	356,52
BAHRAIN	36.403	65.927	81,10	62.851	101.249	61,09
MOROCCO	-	17.820	-	-	20.903	-
NIGERIA	20.250	201	-99,01	22.680	278	-98,78
DJIBOUTI	17.628	17.628	0,00	21.500	24.770	15,21
SOUTH AFRICA	-	296.317	-	-	381.629	-
AUSTRALIA	1.763.122	2.422.854	37,42	2.508.750	3.498.667	39,46
NEW ZEALAND	526.352	783.335	48,82	653.840	1.041.244	59,25
NEW CALEDONIA	6.083	3.176	-47,79	18.503	12.886	-30,36
FIJI	22.080	21.840	-1,09	101.200	100.100	-1,09
SAMOA	7.440	-	-	37.200	-	-
SOLOMON ISLANDS	1.680	1.920	14,29	8.400	12.000	42,86
EAST TIMOR	1.725	36.390	2.009,34	2.201	112.514	5.012,58
UNITED STATES	16.146.126	16.559.384	2,56	20.386.334	19.797.158	-2,89
CANADA	739.807	845.539	14,29	993.670	1.156.716	16,41
MEXICO	747.672	1.052.484	40,77	874.424	1.176.929	34,59
PANAMA	16.741	-	-	24.523	-	-
CHILE	266.204	374.703	40,76	337.490	459.664	36,20
ARGENTINA	1.166.732	1.110.213	-4,84	1.437.329	1.333.894	-7,20
URUGUAY	17.820	-	-	24.750	-	-
PERU	139.320	140.042	0,52	193.015	196.849	1,99
PUERTO RICO	35.380	109.259	208,82	46.050	158.161	243,46
DOMINICAN REPUBLIC	250.000	-	-	278.500	-	-
UNITED KINGDOM	860.084	880.260	2,35	1.302.533	1.317.423	1,14
NETHERLANDS	7.378.075	4.132.630	-43,99	8.764.666	5.230.504	-40,32
FRANCE	782.951	2.149.580	174,55	1.178.691	2.776.953	135,60
GERMANY, FED. REP. OF	2.620.338	5.475.460	108,96	3.137.077	6.710.706	113,92
AUSTRIA	227.812	124.220	-45,47	303.790	140.224	-53,84
BELGIUM	756.975	710.231	-6,18	1.280.322	1.072.906	-16,20
SWITZERLAND	658.469	566.112	-14,03	1.027.883	871.432	-15,22
DENMARK	276.254	181.918	-34,15	387.935	224.283	-42,19
NORWAY	292.932	578.591	97,52	531.020	1.072.680	102,00
SWEDEN	288.981	214.292	-25,85	434.641	253.073	-41,77
FINLAND	856.579	1.038.260	21,21	1.193.412	1.267.843	6,24
IRELAND	117.810	-	-	196.466	-	-
ITALY	758.955	824.498	8,64	974.312	1.104.522	13,36
SPAIN	4.632.338	5.556.568	19,95	6.773.568	7.026.655	3,74
PORTUGAL	144.567	73.155	-49,40	163.635	82.450	-49,61
GREECE	54.900	234.084	326,38	66.084	285.221	331,60
HUNGARY	-	126.403	-	-	141.273	-
POLAND	166.096	196.204	18,13	223.738	237.560	6,18
ROMANIA	52.884	211.976	300,83	64.935	217.944	235,63
UKRAINE	87.302	70.152	-19,64	98.784	84.036	-14,93
UZBEKISTAN	35.381	80.249	126,81	41.600	112.124	169,53
LITHUANIA	-	35.383	-	-	38.679	-
SLOVAKIA	-	106.140	-	-	108.290	-
CZECH REPUBLIC	158.652	158.642	-0,01	169.390	174.640	3,10
RUSSIA FEDERATION	343.483	531.372	54,70	468.488	642.857	37,22

https://www.bps.go.id

TABEL 6. PERKEMBANGAN EKSPOR INDONESIA MENURUT KOMODITI DAN NEGARA TUJUAN
JANUARI - MARET 2021 DAN 2022

KOMODITI / NEGARA TUJUAN	BERAT BERSIH (KG)		PERUB	NILAI FOB (US $)		PERUB
	JAN-MAR 2021	JAN-MAR 2022	%	JAN-MAR 2021	JAN-MAR 2022	%
(1)	(2)	(3)	(4)	(5)	(6)	(7)
BIOTA AIR LAINNYA DIBEKUKAN	**34.583.082**	**35.439.224**	**2,48**	**125.857.775**	**145.661.652**	**15,74**
JAPAN	368.629	422.672	14,66	3.059.330	3.499.351	14,38
HONG KONG	124.286	97.681	-21,41	604.400	414.725	-31,38
KOREA, REPUBLIC OF	639.440	678.548	6,12	3.211.710	4.226.846	31,61
TAIWAN	2.277.354	2.765.298	21,43	11.174.419	11.544.805	3,31
CHINA	19.224.915	17.773.059	-7,55	55.843.101	49.647.347	-11,09
THAILAND	460.409	1.220.630	165,12	1.550.351	6.607.850	326,22
SINGAPORE	248.615	203.749	-18,05	1.032.945	785.546	-23,95
PHILIPPINES	50	412	724,00	523	643	23,10
MALAYSIA	476.070	855.963	79,80	1.076.056	2.281.737	112,05
VIET NAM	5.707.059	6.033.244	5,72	26.007.237	31.009.907	19,24
UNITED ARAB EMIRATES	16.248	19.224	18,32	101.100	144.510	42,94
CYPRUS	94.467	140.264	48,48	399.895	1.061.992	165,57
REUNION	4.810	12.830	166,74	19.088	79.909	318,65
MAURITIUS	22.912	-	-	71.105	-	-
AUSTRALIA	422.017	431.682	2,29	2.867.922	2.932.297	2,24
NEW ZEALAND	5.800	25.901	346,57	44.688	175.227	292,11
UNITED STATES	1.382.776	1.362.167	-1,49	5.280.708	8.434.918	59,73
CANADA	38.907	-	-	165.929	-	-
MEXICO	221.016	70.555	-68,08	791.517	504.932	-36,21
PANAMA	-	20.412	-	-	163.080	-
CHILE	-	22.880	-	-	96.600	-
COLOMBIA	28.023	22.880	-18,35	116.178	96.600	-16,85
URUGUAY	4.035	-	-	18.678	-	-
ECUADOR	-	19.514	-	-	136.980	-
PUERTO RICO	2.041	-	-	8.121	-	-
ARUBA	-	350	-	-	483	-
MARTINIQUE	23.821	33.348	39,99	81.833	199.948	144,34
GUADELOUPE	48.680	85.504	75,65	172.983	521.097	201,24
UNITED KINGDOM	43.774	23.371	-46,61	221.485	150.085	-32,24
NETHERLANDS	56.560	47.482	-16,05	182.798	84.282	-53,89
FRANCE	49.017	137.423	180,36	146.961	894.739	508,83
GERMANY, FED. REP. OF	28.120	17.620	-37,34	201.304	196.950	-2,16
BELGIUM	-	114.775	-	-	198.372	-
DENMARK	53.913	21.142	-60,79	302.198	142.977	-52,69
SWEDEN	2.700	-	-	14.517	-	-
ITALY	1.462.882	1.775.014	21,34	6.959.665	12.078.816	73,55
SPAIN	91.885	63.424	-30,97	426.370	476.514	11,76
PORTUGAL	79.060	55.720	-29,52	291.599	333.332	14,31
GREECE	712.086	614.136	-13,76	2.798.106	4.667.966	66,83
ALBANIA	56.100	-	-	192.938	-	-
CROATIA	9.000	61.080	578,67	44.500	436.389	880,65
MALTA	10.542	19.095	81,13	40.259	124.417	209,04
SLOVENIA	-	20.415	-	-	122.082	-
RUSSIA FEDERATION	85.064	149.760	76,05	335.259	1.187.401	254,17
MAKARONI, MIE DAN PRODUK SEJENISNYA	**44.148.023**	**44.955.143**	**1,83**	**70.298.636**	**77.582.641**	**10,36**
JAPAN	189.405	139.751	-26,22	504.258	368.859	-26,85
HONG KONG	1.647.377	1.591.167	-3,41	2.379.369	2.473.067	3,94
KOREA, REPUBLIC OF	1.318.116	993.517	-24,63	1.953.361	1.667.825	-14,62
TAIWAN	1.060.609	1.047.455	-1,24	2.341.565	2.503.734	6,93
CHINA	1.417.995	1.805.811	27,35	3.739.570	4.980.454	33,18
MONGOLIA	22.842	52.224	128,63	34.101	96.008	181,54
PAPUA NEW GUINEA	2.013.912	1.957.282	-2,81	3.144.936	2.650.773	-15,71
THAILAND	738.962	1.237.779	67,50	1.092.791	1.801.327	64,84
SINGAPORE	1.213.794	1.161.447	-4,31	2.682.356	2.580.420	-3,80
PHILIPPINES	3.389.527	4.073.822	20,19	3.066.063	4.353.238	41,98
MALAYSIA	11.834.190	11.074.718	-6,42	17.217.874	17.320.484	0,60
MYANMAR	375.179	611.328	62,94	580.736	1.035.762	78,35
CAMBODIA	2.071.760	4.238.168	104,57	3.085.429	6.059.931	96,40
BRUNEI DARUSSALAM	481.458	265.564	-44,84	831.974	442.898	-46,77
VIET NAM	905.302	650.006	-28,20	1.117.495	1.031.903	-7,66
MALDIVES	27.542	14.146	-48,64	47.469	44.808	-5,61
INDIA	228.615	28.383	-87,59	250.894	38.947	-84,48
PAKISTAN	-	27.919	-	-	94.365	-
BANGLADESH	1.577	411	-73,93	8.690	604	-93,05
AFGHANISTAN	26.055	-	-	22.087	-	-
IRAQ	739.362	534.760	-27,67	781.023	1.091.773	39,79
SAUDI ARABIA	853.987	555.466	-34,96	2.138.919	899.503	-57,95
ISRAEL	-	11.230	-	-	17.546	-
KUWAIT	7.156	47.600	565,18	11.840	20.097	69,73
JORDAN	1.014.677	652.369	-35,71	1.783.926	1.360.696	-23,72
LEBANON	-	9.113	-	-	16.396	-
YEMEN	9.659	-	-	16.319	-	-
OMAN	47.295	47.228	-0,14	72.109	51.693	-28,31
TURKEY	24.780	-	-	21.535	-	-
UNITED ARAB EMIRATES	389.705	745.736	91,36	564.848	1.237.870	119,15
QATAR	162.258	98.649	-39,20	386.620	220.379	-43,00
BAHRAIN	88.662	65.605	-26,01	95.206	82.613	-13,23
NAMIBIA	12.160	13.023	7,10	11.835	22.101	86,75
MADAGASCAR	679.968	1.133.280	66,67	739.863	1.698.237	129,53
SOMALIA	11.192	-	-	13.451	-	-
KENYA	-	71.798	-	-	114.172	-
MOZAMBIQUE	11.060	-	-	13.300	-	-
TOGO	272	184	-32,45	276	161	-41,76

https://www.bps.go.id

TABEL 6. PERKEMBANGAN EKSPOR INDONESIA MENURUT KOMODITI DAN NEGARA TUJUAN
JANUARI - MARET 2021 DAN 2022

KOMODITI / NEGARA TUJUAN	BERAT BERSIH (KG)		PERUB	NILAI FOB (US $)		PERUB
	JAN-MAR 2021	JAN-MAR 2022	%	JAN-MAR 2021	JAN-MAR 2022	%
(1)	(2)	(3)	(4)	(5)	(6)	(7)
GUINEA	2	-	-	6	-	-
ANGOLA	-	24.074	-	-	32.424	-
CONGO	32	16	-50,00	28	14	-50,70
NIGERIA	-	15	-	-	21	-
SIERRA LEONE	624	1.880	201,28	1.457	4.515	209,99
GABON	12.240	12.348	0,88	8.911	16.587	86,15
COTE D'IVOIRE	160	128	-20,00	140	112	-20,23
SENEGAL	24.369	11.969	-50,88	21.378	18.567	-13,15
UGANDA	-	31	-	-	14	-
CENTRAL AFRICAN REPUBLIC	-	330	-	-	677	-
SOUTH AFRICA	528.151	304.705	-42,31	616.193	469.714	-23,77
MALAWI	27.716	40.992	47,90	30.426	69.720	129,14
MAURITIUS	54.230	132.776	144,84	90.384	219.564	142,92
MAYOTTE	-	220	-	-	304	-
AUSTRALIA	2.779.781	3.517.145	26,53	5.914.714	7.835.445	32,47
NEW ZEALAND	1.105.677	577.341	-47,78	1.965.932	1.389.626	-29,31
NAURU	15.125	26.165	73,00	39.730	69.594	75,17
NEW CALEDONIA	30.652	81.920	167,26	55.391	152.244	174,85
VANUATU	20.600	25.889	25,67	48.068	64.818	34,85
AMERICAN SAMOA	-	4.460	-	-	7.794	-
COOK ISLANDS	12.597	-	-	28.158	-	-
FIJI	72.424	39.077	-46,05	135.608	75.227	-44,53
KIRIBATI	42.791	72.533	69,51	69.810	118.370	69,56
SAMOA	53.797	41.263	-23,30	86.422	67.613	-21,76
SOLOMON ISLANDS	270.996	235.441	-13,12	630.118	484.370	-23,13
TONGA	150.474	92.612	-38,45	269.109	208.391	-22,56
TUVALU	3.060	-	-	6.489	-	-
EAST TIMOR	1.751.401	2.180.406	24,49	2.651.622	3.476.077	31,09
UNITED STATES	946.363	1.169.480	23,58	1.863.145	3.021.089	62,15
CANADA	813.068	614.718	-24,40	1.358.907	1.563.239	15,04
PANAMA	45.811	-	-	75.543	-	-
SURINAME	119.036	54.663	-54,08	199.652	97.959	-50,93
CHILE	2.004	-	-	4.464	-	-
TRINIDAD AND TOBAGO	14.629	-	-	24.767	-	-
HAITI	12.107	-	-	13.392	-	-
FRENCH POLYNESIA	-	13.382	-	-	24.214	-
GRENADA	12.054	-	-	13.984	-	-
UNITED KINGDOM	425.328	-	-	708.594	-	-
NETHERLANDS	765.385	351.616	-54,06	1.015.962	744.210	-26,75
FRANCE	69.081	37.209	-46,14	180.079	121.236	-32,68
GERMANY, FED. REP. OF	256.464	41.068	-83,99	394.331	65.540	-83,38
AUSTRIA	21	-	-	34	-	-
NORWAY	18.528	18.064	-2,50	40.462	53.786	32,93
SWEDEN	11.455	13.309	16,18	16.992	24.890	46,48
ITALY	349.000	-	-	373.033	-	-
SPAIN	140.664	206.960	47,13	302.427	569.506	88,31
PORTUGAL	36.640	25.712	-29,83	71.004	41.332	-41,79
POLAND	9.120	9.300	1,97	17.391	17.420	0,17
CROATIA	11.710	-	-	12.796	-	-
MALTA	92.137	17.163	-81,37	133.486	69.505	-47,93
RUSSIA FEDERATION	24.106	1.819	-92,45	56.009	8.272	-85,23
MINYAK MAKAN DAN LEMAK NABATI	**153.041.312**	**186.035.366**	**21,56**	**165.081.467**	**283.011.074**	**71,44**
JAPAN	784.009	762.323	-2,77	2.323.202	2.631.941	13,29
HONG KONG	223.219	186.767	-16,33	277.573	292.953	5,54
KOREA, REPUBLIC OF	4.163.888	7.509.300	80,34	4.551.779	12.429.717	173,07
TAIWAN	1.088.420	492.955	-54,71	1.412.073	1.010.101	-28,47
CHINA	47.729.219	69.903.691	46,46	50.192.464	100.090.121	99,41
THAILAND	11.830.610	10.563.935	-10,71	10.987.747	15.660.048	42,52
SINGAPORE	270.390	535.397	98,01	1.097.884	2.441.739	122,40
PHILIPPINES	3.915.128	3.292.380	-15,91	5.117.254	4.879.320	-4,65
MALAYSIA	43.160.059	50.757.946	17,60	34.198.036	57.269.407	67,46
VIET NAM	2.746.770	4.100.863	49,30	3.872.506	6.188.581	59,81
INDIA	84.720	124.347	46,77	253.447	1.710.672	574,96
PAKISTAN	1.268.940	556.540	-56,14	1.569.524	934.936	-40,43
BANGLADESH	701.160	711.160	1,43	844.705	1.281.606	51,72
SRI LANKA	165.000	263.550	59,73	174.405	365.337	109,48
IRAQ	-	495.160	-	-	1.060.100	-
IRAN (ISLAMIC REPUBLIC OF)	-	158.620	-	-	339.919	-
SAUDI ARABIA	160.170	157.950	-1,39	229.321	329.243	43,57
ISRAEL	650.840	2.588.395	297,70	729.315	4.060.714	456,78
KUWAIT	-	22.000	-	-	50.380	-
JORDAN	-	133.375	-	-	280.341	-
LEBANON	67.660	133.320	97,04	82.095	296.637	261,34
SYRIA ARAB REPUBLIC	666.600	447.920	-32,81	848.471	804.018	-5,24
TURKEY	2.330.300	2.088.970	-10,36	3.069.124	3.861.628	25,82
UNITED ARAB EMIRATES	274.320	2.538.978	825,55	393.649	6.223.289	1.480,92
EGYPT	1.192.585	174.550	-85,36	1.545.855	435.050	-71,86
LIBYAN ARAB JAMAHIRIYA	-	316.960	-	-	734.406	-
MOROCCO	367.830	552.800	50,29	551.053	1.067.528	93,73
TUNISIA	-	87.100	-	-	131.745	-
ALGERIA	7.987.130	8.396.420	5,12	8.610.987	12.581.041	46,10
SUDAN	45.720	45.280	-0,96	62.316	90.626	45,43
MADAGASCAR	22.375	-	-	40.163	-	-
KENYA	-	1.120	-	-	1.759	-

https://www.bps.go.id

TABEL 6. PERKEMBANGAN EKSPOR INDONESIA MENURUT KOMODITI DAN NEGARA TUJUAN
JANUARI - MARET 2021 DAN 2022

KOMODITI / NEGARA TUJUAN	BERAT BERSIH (KG)		PERUB	NILAI FOB (US $)		PERUB
	JAN-MAR 2021	JAN-MAR 2022	%	JAN-MAR 2021	JAN-MAR 2022	%
(1)	(2)	(3)	(4)	(5)	(6)	(7)
MOZAMBIQUE	-	22.580	-	-	36.469	-
GHANA	293.040	382.640	30,58	297.914	491.696	65,05
NIGERIA	3.469.600	2.384.230	-31,28	3.639.911	3.237.132	-11,07
COTE D'IVOIRE	180.640	-	-	195.520	-	-
SENEGAL	396.000	465.500	17,55	555.566	956.688	72,20
SEYCHELLES	-	190	-	-	1.793	-
DJIBOUTI	-	22.500	-	-	51.075	-
SOUTH AFRICA	1.014.727	42.960	-95,77	1.287.762	132.373	-89,72
ZIMBABWE	3.280	22.640	590,24	1.965	61.617	3.035,41
AUSTRALIA	93.047	70.150	-24,61	324.625	347.332	6,99
NEW ZEALAND	79.920	86.375	8,08	127.657	173.409	35,84
VANUATU	-	22.375	-	-	46.764	-
EAST TIMOR	65	740	1.037,82	317	1.323	316,93
UNITED STATES	3.559.360	6.524.493	83,31	8.215.749	16.052.557	95,39
CANADA	41.040	463.360	1.029,04	115.100	667.741	480,14
MEXICO	5.120.480	2.630.249	-48,63	7.794.822	4.238.818	-45,62
CHILE	90.050	132.000	46,59	104.502	205.358	96,51
ARGENTINA	105.840	47.260	-55,35	188.867	125.603	-33,50
BRAZIL	1.048.020	1.044.280	-0,36	1.459.397	2.124.090	45,55
COLOMBIA	-	78.000	-	-	98.670	-
URUGUAY	840.000	-	-	1.104.201	-	-
TRINIDAD AND TOBAGO	-	45.000	-	-	93.938	-
DOMINICAN REPUBLIC	132.000	144.000	9,09	137.280	178.152	29,77
UNITED KINGDOM	80.302	35.600	-55,67	125.681	184.610	46,89
NETHERLANDS	1.067	32.420	2.939,37	1.380	531.126	38.387,39
FRANCE	18.040	80.960	348,78	60.488	1.769.836	2.825,93
GERMANY, FED. REP. OF	751.100	634.210	-15,56	1.196.487	3.082.391	157,62
BELGIUM	17.100	54.300	217,54	41.433	131.215	216,69
SWITZERLAND	18	5.280	28.658,17	495	127.849	25.728,02
ITALY	13.300	150	-98,87	31.892	12.869	-59,65
SPAIN	384.550	302.912	-21,23	585.578	4.256.930	626,96
GREECE	-	33.800	-	-	98.266	-
BULGARIA	1.166.840	263.500	-77,42	1.290.031	553.237	-57,11
ALBANIA	-	22.400	-	-	57.618	-
KAZAKHSTAN	60.000	-	-	104.100	-	-
UKRAINE	697.814	221.620	-68,24	999.802	418.959	-58,10
LITHUANIA	156.000	-	-	173.526	-	-
LATVIA	-	62.000	-	-	111.592	-
ESTONIA	36.000	-	-	39.240	-	-
CROATIA	110.000	46.680	-57,56	156.266	80.523	-48,47
SLOVENIA	48.000	-	-	49.800	-	-
RUSSIA FEDERATION	1.070.820	1.507.940	40,82	1.552.549	2.736.554	76,26
SERBIA	44.320	-	-	62.713	-	-
MONTENEGRO	21.870	-	-	23.904	-	-
MAKANAN DARI COKELAT DAN KEMBANG GULA	**17.913.762**	**19.426.727**	**8,45**	**46.838.199**	**53.018.519**	**13,20**
JAPAN	31.632	90.930	187,46	96.544	344.572	256,91
HONG KONG	90.574	63.511	-29,88	276.959	241.470	-12,81
KOREA, REPUBLIC OF	432.764	650.634	50,34	1.213.180	1.880.292	54,99
TAIWAN	351.820	347.123	-1,33	920.043	914.721	-0,58
CHINA	1.892.631	1.949.822	3,02	2.238.130	1.960.849	-12,39
MACAU	6.175	7.330	18,71	16.172	24.024	48,56
PAPUA NEW GUINEA	20.667	11.994	-41,97	43.627	36.680	-15,92
THAILAND	2.461.326	2.569.091	4,38	7.666.710	8.359.616	9,04
SINGAPORE	265.149	281.145	6,03	934.771	1.128.006	20,67
PHILIPPINES	3.803.736	4.558.994	19,86	8.537.411	10.899.762	27,67
MALAYSIA	1.832.093	1.899.054	3,65	5.178.124	5.887.176	13,69
MYANMAR	71.721	100.244	39,77	181.320	308.932	70,38
CAMBODIA	145.812	313.023	114,68	470.766	999.102	112,23
BRUNEI DARUSSALAM	103.707	82.011	-20,92	350.177	320.502	-8,47
VIET NAM	1.309.855	1.378.468	5,24	3.435.771	3.809.187	10,87
MALDIVES	10.432	19.206	84,12	39.704	63.176	59,12
INDIA	400.226	427.143	6,73	937.607	864.346	-7,81
PAKISTAN	139.117	155.427	11,72	368.885	519.975	40,96
BANGLADESH	19.335	31.386	62,33	70.700	103.138	45,88
SRI LANKA	31.466	3.000	-90,47	67.450	4.543	-93,26
IRAQ	18.704	89.748	379,83	39.987	97.425	143,64
IRAN (ISLAMIC REPUBLIC OF)	9.590	8.345	-12,99	27.750	29.728	7,13
SAUDI ARABIA	210.866	346.531	64,34	688.025	1.221.327	77,51
ISRAEL	59.928	84.348	40,75	199.296	233.782	17,30
KUWAIT	311.678	276.994	-11,13	962.521	951.820	-1,11
JORDAN	74.074	35.008	-52,74	185.166	81.547	-55,96
LEBANON	34.630	40.237	16,19	95.002	109.289	15,04
YEMEN	41.687	4.752	-88,60	81.353	15.970	-80,37
OMAN	89.054	49.763	-44,12	174.177	114.916	-34,02
TURKEY	47.656	-	-	143.102	-	-
UNITED ARAB EMIRATES	735.138	764.193	3,95	2.007.788	2.299.050	14,51
QATAR	62.525	66.538	6,42	177.711	200.504	12,83
BAHRAIN	67.630	43.919	-35,06	194.424	126.454	-34,96
EGYPT	77.208	71.615	-7,24	169.875	197.041	15,99
LIBYAN ARAB JAMAHIRIYA	29.991	19.168	-36,09	146.982	38.637	-73,71
MOROCCO	48.556	10.360	-78,66	97.041	20.581	-78,79
TUNISIA	6.410	3.966	-38,12	14.010	8.099	-42,19
ALGERIA	15.806	-	-	31.647	-	-
ETHIOPIA	16.668	-	-	60.611	-	-

https://www.bps.go.id

TABEL 6. PERKEMBANGAN EKSPOR INDONESIA MENURUT KOMODITI DAN NEGARA TUJUAN
JANUARI - MARET 2021 DAN 2022

KOMODITI / NEGARA TUJUAN	BERAT BERSIH (KG)		PERUB	NILAI FOB (US $)		PERUB
	JAN-MAR 2021	JAN-MAR 2022	%	JAN-MAR 2021	JAN-MAR 2022	%
(1)	(2)	(3)	(4)	(5)	(6)	(7)
TANZANIA, UNITED REP. OF	27.816	60.089	116,02	68.076	161.039	136,56
MADAGASCAR	48.254	44.964	-6,82	99.455	115.314	15,95
SOMALIA	-	3.514	-	-	7.530	-
KENYA	1.770	-	-	6.296	-	-
EQUATORIAL GUINEA	9	-	-	135	-	-
GHANA	20.220	12.576	-37,80	45.035	36.394	-19,19
NIGERIA	119.889	43.959	-63,33	276.420	84.251	-69,52
SIERRA LEONE	-	72	-	-	322	-
GABON	-	1.440	-	-	3.480	-
SENEGAL	11	-	-	35	-	-
MALI	2.793	-	-	8.136	-	-
UGANDA	-	168	-	-	461	-
NIGER	270.813	341.155	25,97	605.291	765.594	26,48
CHAD	19.080	-	-	41.975	-	-
SOUTH AFRICA	6.460	28.122	335,34	22.177	84.754	282,16
MAURITIUS	57.211	27.163	-52,52	215.911	88.014	-59,24
DEMOCRATIC REP. OF THE CONGO	31.756	63.512	100,00	65.156	130.312	100,00
AUSTRALIA	179.851	109.662	-39,03	727.708	472.631	-35,05
NEW ZEALAND	3.881	1.703	-56,12	15.151	8.131	-46,34
MICRONESIA, FED. STATES OF	186	318	71,16	2.619	2.125	-18,86
NAURU	-	536	-	-	3.544	-
NEW CALEDONIA	-	228	-	-	1.269	-
NORTHERN MARIANA ISLANDS	462	246	-46,70	3.381	1.732	-48,76
VANUATU	21.770	10.334	-52,53	51.163	26.322	-48,55
AMERICAN SAMOA	1.945	-	-	6.367	-	-
FIJI	32.949	32.863	-0,26	100.206	99.186	-1,02
KIRIBATI	11.923	1.189	-90,03	43.999	8.528	-80,62
MARSHALL ISLANDS	1.197	15.449	1.190,66	3.999	55.035	1.276,39
SAMOA	15.563	12.055	-22,54	67.848	49.639	-26,84
SOLOMON ISLANDS	34.946	7.290	-79,14	105.008	23.995	-77,15
TONGA	10.700	9.559	-10,66	34.287	33.753	-1,56
EAST TIMOR	257.149	272.951	6,15	510.624	607.489	18,97
UNITED STATES	736.794	987.663	34,05	2.975.564	3.971.701	33,48
CANADA	16.202	44.261	173,18	44.633	120.189	169,28
MEXICO	7.767	7.764	-0,03	30.382	31.734	4,45
ARGENTINA	8.957	17.173	91,73	37.540	71.980	91,74
BRAZIL	-	25	-	-	710	-
COLOMBIA	288	1.600	455,56	850	11.440	1.245,88
ECUADOR	4.452	-	-	21.341	-	-
GUYANA	3.069	-	-	13.589	-	-
PUERTO RICO	219.655	72.777	-66,87	634.395	238.369	-62,43
DOMINICAN REPUBLIC	-	8.618	-	-	39.284	-
HAITI	16.507	-	-	27.088	-	-
FRENCH POLYNESIA	414	276	-33,33	1.035	758	-26,74
UNITED KINGDOM	108.958	122.429	12,36	412.211	479.924	16,43
NETHERLANDS	50.838	73.013	43,62	166.972	242.024	44,95
FRANCE	591	591	0,00	2.016	2.016	0,00
GERMANY, FED. REP. OF	59.137	16.222	-72,57	248.389	69.554	-72,00
AUSTRIA	187	-	-	3.496	-	-
BELGIUM	300	10	-96,67	8.520	1.350	-84,15
SWITZERLAND	1.700	2.350	38,24	48.280	66.740	38,24
NORWAY	3.017	-	-	14.817	-	-
SWEDEN	13.309	6.954	-47,75	104.540	42.262	-59,57
FINLAND	8.720	3.684	-57,76	72.226	29.538	-59,10
ITALY	15.079	45.309	200,48	51.890	145.311	180,04
SPAIN	5.154	20.350	294,83	85.649	52.549	-38,65
UKRAINE	1.020	-	-	3.230	-	-
LITHUANIA	80	2.268	2.735,00	1.626	2.748	68,98
LATVIA	11.025	10.913	-1,01	40.032	40.576	1,36
CZECH REPUBLIC	-	8.885	-	-	25.842	-
RUSSIA FEDERATION	63.905	17.455	-72,69	120.913	44.838	-62,92
BUBUK KAKAO	**29.706.646**	**26.015.560**	**-12,43**	**61.177.734**	**64.866.121**	**6,03**
JAPAN	169.800	166.809	-1,76	381.014	511.443	34,23
HONG KONG	98	-	-	564	-	-
KOREA, REPUBLIC OF	156.200	152.400	-2,43	354.735	399.812	12,71
TAIWAN	103.100	39.700	-61,49	233.914	114.368	-51,11
CHINA	3.765.018	2.415.506	-35,84	8.472.389	6.245.603	-26,28
THAILAND	1.145.100	1.464.900	27,93	2.262.506	3.821.437	68,90
SINGAPORE	113.595	197.023	73,44	272.024	358.070	31,63
PHILIPPINES	1.716.925	1.206.000	-29,76	3.967.576	3.337.898	-15,87
MALAYSIA	2.103.425	679.793	-67,68	4.519.434	1.749.901	-61,28
MYANMAR	-	42.000	-	-	126.000	-
BRUNEI DARUSSALAM	80	231	189,19	466	1.340	187,52
NEPAL	14.500	-	-	32.458	-	-
VIET NAM	532.970	438.798	-17,67	1.133.229	1.142.419	0,81
MALDIVES	8.758	4.285	-51,07	107.581	52.237	-51,44
INDIA	8.570.300	11.251.550	31,29	17.592.523	27.947.054	58,86
PAKISTAN	798.175	857.475	7,43	1.861.763	2.244.814	20,57
BANGLADESH	145.500	281.500	93,47	242.451	635.967	162,31
SRI LANKA	31.900	185.250	480,72	71.171	508.385	614,31
IRAQ	44.000	101.910	131,61	59.950	105.935	76,71
IRAN (ISLAMIC REPUBLIC OF)	-	104.000	-	-	302.453	-
SAUDI ARABIA	107.600	50.000	-53,53	198.070	141.795	-28,41
ISRAEL	36.000	-	-	89.293	-	-

https://www.bps.go.id

TABEL 6. PERKEMBANGAN EKSPOR INDONESIA MENURUT KOMODITI DAN NEGARA TUJUAN
JANUARI - MARET 2021 DAN 2022

KOMODITI / NEGARA TUJUAN	BERAT BERSIH (KG)		PERUB	NILAI FOB (US $)		PERUB
	JAN-MAR 2021	JAN-MAR 2022	%	JAN-MAR 2021	JAN-MAR 2022	%
(1)	(2)	(3)	(4)	(5)	(6)	(7)
KUWAIT	5.000	-	-	12.375	-	-
LEBANON	46.800	-	-	108.623	-	-
YEMEN	-	17.000	-	-	25.500	-
TURKEY	583.050	530.100	-9,08	1.308.417	1.083.923	-17,16
UNITED ARAB EMIRATES	179.000	103.802	-42,01	352.179	284.629	-19,18
EGYPT	1.870.300	1.007.550	-46,13	3.538.880	2.269.714	-35,86
MOROCCO	44.000	17.000	-61,36	89.145	15.213	-82,93
ALGERIA	151.000	51.000	-66,23	167.175	57.375	-65,68
KENYA	11.700	23.400	100,00	26.161	61.928	136,72
GHANA	-	17.000	-	-	18.020	-
ANGOLA	-	17.000	-	-	12.920	-
CAMEROON	99.000	-	-	217.163	-	-
NIGERIA	121	-	-	536	-	-
COTE D'IVOIRE	-	17.000	-	-	18.700	-
SOUTH AFRICA	650.950	398.700	-38,75	1.428.439	1.057.504	-25,97
ZIMBABWE	10.000	-	-	25.000	-	-
AUSTRALIA	734.900	1.035.600	40,92	1.613.061	2.797.160	73,41
NEW ZEALAND	133.700	178.900	33,81	285.435	465.313	63,02
FIJI	-	17.000	-	-	37.400	-
SAMOA	15.625	6.250	-60,00	40.938	17.813	-56,49
EAST TIMOR	25	-	-	1.237	-	-
UNITED STATES	248.020	36.503	-85,28	429.494	49.610	-88,45
CANADA	108.000	270.000	150,00	177.291	662.814	273,86
MEXICO	1.030.000	658.400	-36,08	2.348.139	1.609.936	-31,44
CHILE	-	26.000	-	-	34.640	-
ARGENTINA	26.000	26.000	0,00	43.030	35.750	-16,92
BRAZIL	598.300	451.600	-24,52	1.045.464	1.075.677	2,89
COLOMBIA	-	25.000	-	-	17.500	-
UNITED KINGDOM	10.500	-	-	16.800	-	-
NETHERLANDS	114.325	69.375	-39,32	199.818	187.213	-6,31
FRANCE	110	-	-	42	-	-
GERMANY, FED. REP. OF	210.600	108.000	-48,72	377.704	269.166	-28,74
DENMARK	32.175	10.725	-66,67	51.480	27.349	-46,88
SPAIN	11.000	22.000	100,00	17.600	51.700	193,75
PORTUGAL	-	15.000	-	-	38.250	-
GREECE	76.000	-	-	96.078	-	-
HUNGARY		34.000	-	-	49.655	-
POLAND	15.000	-	-	24.000	-	-
BULGARIA	17.000	68.000	300,00	22.580	86.100	281,31
KYRGYZSTAN	60.000	-	-	106.462	-	-
UKRAINE	296.000	373.000	26,01	484.650	930.110	91,91
LITHUANIA	15.000	-	-	18.929	-	-
LATVIA	-	14.500	-	-	35.029	-
ESTONIA	25.000	15.000	-40,00	40.000	33.000	-17,50
GEORGIA	-	16.000	-	-	20.640	-
CROATIA	-	34.000	-	-	42.500	-
BOSNIA AND HERZEGOVINA	34.000	34.000	0,00	47.250	59.602	26,14
RUSSIA FEDERATION	2.681.400	632.024	-76,43	4.563.048	1.579.837	-65,38
SEREALIA YANG DIGILING ATAU DIBERSIHKAN	**136.352.633**	**189.582.896**	**39,04**	**31.756.374**	**44.012.423**	**38,59**
JAPAN	11.297.504	10.861.970	-3,86	2.256.847	2.507.995	11,13
HONG KONG	154.380	2.141	-98,61	73.843	8.049	-89,10
KOREA, REPUBLIC OF	28.404.500	8.864.790	-68,79	5.814.064	2.117.859	-63,57
TAIWAN	79.095	50.150	-36,60	27.248	5.112	-81,24
CHINA	54.976.560	129.509.501	135,57	13.931.862	31.748.401	127,88
PAPUA NEW GUINEA	263	1.275	384,79	115	358	210,55
THAILAND	7.132.000	-	-	1.442.457	-	-
SINGAPORE	725	10.354	1.328,51	4.496	86.581	1.825,53
PHILIPPINES	6.600.000	10.476.500	58,73	1.468.500	2.180.945	48,52
MALAYSIA	4.874	3.592	-26,31	53.073	13.359	-74,83
BRUNEI DARUSSALAM	107.250	87.200	-18,69	24.672	18.165	-26,37
VIET NAM	25.197.165	7.700.918	-69,44	5.798.962	1.565.811	-73,00
INDIA	720.250	-	-	264.012	-	-
SAUDI ARABIA	11.500	590	-94,87	10.925	848	-92,24
TURKEY	1.629.500	-	-	569.488	-	-
UNITED ARAB EMIRATES	-	22.000.000	-	-	3.740.000	-
AUSTRALIA	129	311	141,31	785	1.404	79,02
EAST TIMOR	36.848	13.603	-63,08	13.939	17.537	25,81
CANADA	90	-	-	1.087	-	-
KEPITING DIOLAH ATAU DIAWETKAN	**2.217.536**	**2.864.889**	**29,19**	**53.096.253**	**102.264.359**	**92,60**
JAPAN	17.760	16.320	-8,11	114.000	117.250	2,85
HONG KONG	13.474	11.679	-13,32	196.237	316.130	61,10
KOREA, REPUBLIC OF	1.173	-	-	37.597	-	-
TAIWAN	4.549	7.275	59,93	137.842	289.410	109,96
THAILAND	2.964	18.382	520,12	24.335	376.658	1.447,83
SINGAPORE	13.346	11.870	-11,06	335.398	526.645	57,02
MALAYSIA	3.094	5.694	84,01	70.852	186.126	162,70
VIET NAM	-	27.214	-	-	850.788	-
UNITED ARAB EMIRATES	1.751	7.721	340,99	55.301	326.105	489,69
CYPRUS	-	331	-	-	6.280	-
REUNION	288	-	-	3.370	-	-
AUSTRALIA	31.456	26.306	-16,37	666.671	890.032	33,50
UNITED STATES	1.817.570	2.512.827	38,25	47.764.111	94.200.203	97,22
CANADA	43.050	47.655	10,70	363.962	452.327	24,28

https://www.bps.go.id

TABEL 6. PERKEMBANGAN EKSPOR INDONESIA MENURUT KOMODITI DAN NEGARA TUJUAN
JANUARI - MARET 2021 DAN 2022

KOMODITI / NEGARA TUJUAN	BERAT BERSIH (KG)		PERUB	NILAI FOB (US $)		PERUB
	JAN-MAR 2021	JAN-MAR 2022	%	JAN-MAR 2021	JAN-MAR 2022	%
(1)	(2)	(3)	(4)	(5)	(6)	(7)
PUERTO RICO	-	13.926	-	-	394.664	-
UNITED KINGDOM	9.426	36.575	288,02	228.852	1.093.094	377,64
NETHERLANDS	91.270	42.554	-53,38	1.183.539	1.150.283	-2,81
FRANCE	4.897	26.112	433,22	23.687	139.975	490,94
BELGIUM	81.700	52.445	-35,81	1.196.841	948.389	-20,76
DENMARK	63.648	-	-	533.764	-	-
ITALY	16.116	-	-	159.880	-	-
GREECE	2	-	-	16	-	-
IKAN DIGARAMI ATAU DIKERINGKAN	**1.976.419**	**2.268.482**	**14,78**	**13.063.680**	**18.913.326**	**44,78**
JAPAN	642.896	702.053	9,20	3.004.639	5.117.254	70,31
HONG KONG	141.197	154.994	9,77	1.692.888	4.466.479	163,84
KOREA, REPUBLIC OF	91.460	171.018	86,99	1.951.582	1.346.843	-30,99
TAIWAN	60.641	247.455	308,06	294.898	384.000	30,21
CHINA	385.031	231.520	-39,87	3.435.432	4.687.269	36,44
THAILAND	11.665	16.032	37,44	469.889	116.652	-75,17
SINGAPORE	13.175	29.450	123,53	229.605	430.020	87,29
PHILIPPINES	63	0	-99,91	1.050	3	-99,74
MALAYSIA	170.064	186.928	9,92	578.309	875.934	51,46
VIET NAM	10.550	1.316	-87,53	48.360	7.615	-84,25
SRI LANKA	391.340	439.656	12,35	911.264	1.009.121	10,74
UNITED ARAB EMIRATES	2.200	1.200	-45,45	38.974	21.360	-45,19
QATAR	250	375	50,00	1.797	1.199	-33,29
TOGO	-	15.929	-	-	1.872	-
AUSTRALIA	8.713	3.354	-61,50	123.211	36.895	-70,06
NEW ZEALAND	-	849	-	-	15.473	-
EAST TIMOR	40.560	22.880	-43,59	9.704	19.125	97,08
UNITED STATES	-	20.052	-	-	275.177	-
CANADA	1.489	195	-86,90	27.952	3.900	-86,05
PUERTO RICO	-	23.172	-	-	96.999	-
NETHERLANDS	-	51	-	-	138	-
KAZAKHSTAN	5.000	-	-	244.000	-	-
REP. OF MACEDONIA	125	-	-	125	-	-
KAYU MANIS BUBUK	**4.452.310**	**2.790.782**	**-37,32**	**20.073.567**	**12.967.454**	**-35,40**
JAPAN	1.996	7.000	250,73	13.024	28.854	121,54
HONG KONG	114	-	-	1.247	-	-
KOREA, REPUBLIC OF	690	1.134	64,25	4.560	7.825	71,60
TAIWAN	2.025	-	-	1.013	-	-
CHINA	6.000	2.005	-66,58	92.179	6.848	-92,57
THAILAND	23.000	372	-98,38	139.491	2.113	-98,49
SINGAPORE	1.356	3.681	171,38	7.015	23.970	241,68
PHILIPPINES	38.268	14.293	-62,65	236.890	93.984	-60,33
MALAYSIA	261	577	121,01	1.067	5.158	383,30
BRUNEI DARUSSALAM	19	-	-	206	-	-
VIET NAM	230.000	25.000	-89,13	1.081.070	140.750	-86,98
INDIA	160.000	128.002	-20,00	826.228	694.153	-15,99
SAUDI ARABIA	650	-	-	3.055	-	-
TURKEY	8.000	-	-	4.000	-	-
UNITED ARAB EMIRATES	7.000	27.000	285,71	33.502	21.600	-35,53
EGYPT	-	8.000	-	-	33.600	-
MAURITIUS	-	300	-	-	2.580	-
AUSTRALIA	77.457	46.395	-40,10	296.764	198.110	-33,24
UNITED STATES	3.065.464	2.093.373	-31,71	13.790.924	9.555.799	-30,71
CANADA	108.000	25.000	-76,85	460.809	125.555	-72,75
GUATEMALA	5.000	-	-	24.511	-	-
BRAZIL	15.000	-	-	57.750	-	-
COLOMBIA	2.000	-	-	6.600	-	-
COSTA RICA	8.000	-	-	34.000	-	-
UNITED KINGDOM	1.000	15.000	1.400,00	3.750	69.000	1.740,00
NETHERLANDS	258.000	140.400	-45,58	1.203.155	893.000	-25,78
FRANCE	149.009	5.250	-96,48	600.402	25.615	-95,73
GERMANY, FED. REP. OF	31.500	16.500	-47,62	91.695	56.550	-38,33
BELGIUM	23.000	10.000	-56,52	77.272	41.000	-46,94
SWEDEN	94.500	30.000	-68,25	504.920	224.505	-55,54
FINLAND	-	25.000	-	-	101.110	-
ITALY	-	15.000	-	-	72.000	-
PORTUGAL	13.000	13.000	0,00	31.950	29.700	-7,04
POLAND	13.000	44.000	238,46	32.960	126.900	285,01
ROMANIA	-	3.000	-	-	4.800	-
KAZAKHSTAN	15.000	-	-	37.500	-	-
UKRAINE	19.000	5.000	-73,68	104.650	15.750	-84,95
LATVIA	12.000	-	-	41.260	-	-
ESTONIA	-	22.500	-	-	137.138	-
CROATIA	13.000	22.000	69,23	42.200	71.900	70,38
RUSSIA FEDERATION	37.000	42.000	13,51	145.998	157.589	7,94
SERBIA	13.000	-	-	39.950	-	-
TETES PEMURNIAN GULA	**69.325.626**	**90.817.259**	**31,00**	**10.809.831**	**16.486.180**	**52,51**
JAPAN	-	13.624.220	-	-	2.741.041	-
HONG KONG	5	-	-	80	-	-
KOREA, REPUBLIC OF	-	17.001.510	-	-	3.004.744	-
TAIWAN	5.299	12.041	127,25	20.424	36.435	78,39
CHINA	3	5	40,63	49	3	-93,66
THAILAND	18.174.559	-	-	2.611.695	-	-

https://www.bps.go.id

TABEL 6. PERKEMBANGAN EKSPOR INDONESIA MENURUT KOMODITI DAN NEGARA TUJUAN
JANUARI - MARET 2021 DAN 2022

KOMODITI / NEGARA TUJUAN	BERAT BERSIH (KG)		PERUB	NILAI FOB (US $)		PERUB
	JAN-MAR 2021	JAN-MAR 2022	%	JAN-MAR 2021	JAN-MAR 2022	%
(1)	(2)	(3)	(4)	(5)	(6)	(7)
SINGAPORE	42.836	40.233	-6,08	66.857	72.631	8,64
PHILIPPINES	32.532.621	35.991.560	10,63	4.950.494	6.130.779	23,84
MALAYSIA	45.782	15.297	-66,59	137.941	36.919	-73,24
BRUNEI DARUSSALAM	839	-	-	3.506	-	-
VIET NAM	18.029.270	24.001.074	33,12	2.415.918	3.884.216	60,78
MALDIVES	440	-	-	1.620	-	-
ALGERIA	5.022	-	-	12.665	-	-
SOMALIA	42.322	38.707	-8,54	190.447	206.438	8,40
KENYA	9.290	-	-	72.830	-	-
MOZAMBIQUE	10.800	-	-	48.150	-	-
GUINEA	-	46.320	-	-	238.180	-
NIGERIA	1.225	800	-34,68	1.715	1.120	-34,68
SIERRA LEONE	23.160	23.160	0,00	103.255	123.705	19,81
GAMBIA	10.320	-	-	46.010	-	-
DJIBOUTI	8.842	-	-	39.787	-	-
MAURITIUS	1.520	-	-	17.000	-	-
AUSTRALIA	1.893	-	-	9.213	-	-
NEW ZEALAND	104	5	-94,79	196	17	-91,21
VANUATU	-	600	-	-	1.852	-
EAST TIMOR	-	59	-	-	706	-
UNITED STATES	1	168	33.560,00	1	703	68.155,37
UNITED KINGDOM	379.460	-	-	59.955	-	-
NETHERLANDS	15	-	-	21	-	-
FRANCE	1	-	-	1	-	-
RUSSIA FEDERATION	-	21.500	-	-	6.690	-
JUS BUAH DAN SAYURAN	**7.800.896**	**8.450.917**	**8,33**	**12.715.344**	**15.391.283**	**21,04**
JAPAN	43.624	287.264	558,50	88.979	543.664	511,00
HONG KONG	826.071	27.810	-96,63	48.669	41.190	-15,37
KOREA, REPUBLIC OF	4.600	10.525	128,80	10.852	8.310	-23,42
TAIWAN	5.701	15.264	167,75	4.378	11.499	162,68
CHINA	24.625	273.780	1.011,78	14.789	367.888	2.387,56
PAPUA NEW GUINEA	725	2.134	194,34	1.348	3.161	134,52
SINGAPORE	235.235	258.281	9,80	430.895	695.058	61,31
PHILIPPINES	6.874	-	-	48.716	-	-
MALAYSIA	19.563	73.300	274,70	139.844	480.729	243,76
CAMBODIA	796	6.541	721,46	27.602	10.358	-62,47
BRUNEI DARUSSALAM	-	15.248	-	-	20.863	-
VIET NAM	19.798	76.140	284,58	46.174	186.454	303,81
MALDIVES	70	-	-	102	-	-
PAKISTAN	-	19.250	-	-	31.447	-
SRI LANKA	-	48.420	-	-	99.998	-
SAUDI ARABIA	169.324	211.680	25,01	328.697	388.803	18,29
ISRAEL	-	37.660	-	-	73.880	-
KUWAIT	-	21.450	-	-	48.692	-
LEBANON	20.982	-	-	38.318	-	-
TURKEY	-	40.000	-	-	38.000	-
UNITED ARAB EMIRATES	171.657	66.216	-61,43	323.227	134.059	-58,52
CYPRUS	-	41.964	-	-	86.026	-
EGYPT	56.910	-	-	99.248	-	-
EQUATORIAL GUINEA	7	-	-	26	-	-
NIGERIA	90	94.150	104.511,11	115	169.470	147.265,22
AUSTRALIA	595.600	416.186	-30,12	1.203.856	909.791	-24,43
NEW ZEALAND	196.096	132.370	-32,50	322.769	218.468	-32,31
MICRONESIA, FED. STATES OF	-	360	-	-	450	-
NEW CALEDONIA	-	24	-	-	57	-
FIJI	-	5.040	-	-	32.550	-
KIRIBATI	3.600	-	-	20.498	-	-
EAST TIMOR	105.281	419.607	298,56	62.132	272.358	338,35
UNITED STATES	1.870.991	1.894.536	1,26	3.596.281	3.195.109	-11,16
CANADA	232.002	347.202	49,65	445.142	664.800	49,35
CHILE	19.368	19.810	2,28	34.330	24.168	-29,60
COLOMBIA	110	-	-	15.630	-	-
PUERTO RICO	225.805	123.037	-45,51	365.896	221.320	-39,51
DOMINICAN REPUBLIC	-	18.292	-	-	37.400	-
UNITED KINGDOM	319.878	213.096	-33,38	634.900	443.146	-30,20
NETHERLANDS	2.189.399	2.754.996	25,83	3.582.465	4.988.200	39,24
FRANCE	21.451	64.350	199,99	46.266	129.735	180,41
GERMANY, FED. REP. OF	100	-	-	4.106	-	-
AUSTRIA	34	-	-	133	-	-
BELGIUM	-	15	-	-	46	-
ITALY	-	2.000	-	-	8.000	-
SPAIN	371.628	412.920	11,11	635.440	806.135	26,86
KAZAKHSTAN	42.900	-	-	93.522	-	-
GLUKOSA DAN SEJENISNYA	**13.538.658**	**18.298.560**	**35,16**	**19.620.714**	**21.427.650**	**9,21**
JAPAN	20.837	28.809	38,26	44.314	45.677	3,07
HONG KONG	44.259	70.855	60,09	65.703	108.877	65,71
KOREA, REPUBLIC OF	369.650	339.673	-8,11	462.710	485.886	5,01
TAIWAN	91.470	41.208	-54,95	122.262	82.393	-32,61
CHINA	560.656	22.775	-95,94	255.899	23.235	-90,92
PAPUA NEW GUINEA	-	472	-	-	995	-
THAILAND	140.008	110.675	-20,95	81.205	87.053	7,20
SINGAPORE	439.633	388.686	-11,59	451.771	587.041	29,94
PHILIPPINES	87.220	217.071	148,88	58.394	159.686	173,46

https://www.bps.go.id

TABEL 6. PERKEMBANGAN EKSPOR INDONESIA MENURUT KOMODITI DAN NEGARA TUJUAN
JANUARI - MARET 2021 DAN 2022

KOMODITI / NEGARA TUJUAN	BERAT BERSIH (KG)		PERUB	NILAI FOB (US $)		PERUB
	JAN-MAR 2021	JAN-MAR 2022	%	JAN-MAR 2021	JAN-MAR 2022	%
(1)	(2)	(3)	(4)	(5)	(6)	(7)
MALAYSIA	499.821	2.715.038	443,20	425.377	1.525.730	258,68
CAMBODIA	-	10	-	-	17	-
BRUNEI DARUSSALAM	986	3.362	240,80	5.857	22.022	275,99
VIET NAM	2.300.227	4.121.595	79,18	1.091.486	2.007.788	83,95
MALDIVES	725	705	-2,84	931	818	-12,17
INDIA	31.681	65.036	105,28	57.139	249.910	337,37
PAKISTAN	27.466	10.421	-62,06	28.617	7.714	-73,04
SRI LANKA	86.125	182.800	112,25	188.063	297.704	58,30
IRAQ	-	15.115	-	-	45.323	-
SAUDI ARABIA	55.240	135.510	145,31	81.104	134.798	66,20
ISRAEL	35.044	33.275	-5,05	63.227	85.171	34,71
KUWAIT	3.151	6.978	121,46	11.263	40.467	259,28
JORDAN	22.126	2.239	-89,88	31.990	7.995	-75,01
LEBANON	6.300	16.980	169,52	16.850	20.716	22,94
PALESTINA	1.089	-	-	3.255	-	-
YEMEN	-	1.165	-	-	1.451	-
OMAN	501	-	-	880	-	-
TURKEY	2.240	-	-	5.600	-	-
UNITED ARAB EMIRATES	54.057	81.869	51,45	85.101	93.003	9,29
QATAR	5	1.915	38.204,00	11	8.400	76.263,64
BAHRAIN	1.455	324	-77,72	3.996	562	-85,94
MOROCCO	8.000	-	-	18.240	-	-
ALGERIA	5.000	-	-	10.100	-	-
KENYA	-	22.074	-	-	24.889	-
EQUATORIAL GUINEA	20	-	-	42	-	-
TOGO	6.950	25.707	269,88	5.265	43.929	734,36
GHANA	-	2.000	-	-	5.350	-
NIGERIA	-	88.296	-	-	84.323	-
MAURITANIA	-	1.277	-	-	5.381	-
MALI	3.160	-	-	9.587	-	-
SOUTH AFRICA	28.345	34.210	20,69	62.169	64.156	3,20
AUSTRALIA	241.691	207.457	-14,16	520.559	452.902	-13,00
NEW ZEALAND	388.703	481.096	23,77	325.801	458.601	40,76
NEW CALEDONIA	-	1.385	-	-	993	-
FIJI	24.000	24.000	0,00	14.400	16.200	12,50
EAST TIMOR	3.752	28.177	650,93	8.486	48.138	467,26
UNITED STATES	5.913.172	7.310.106	23,62	9.818.593	10.625.149	8,21
CANADA	123.828	216.170	74,57	301.478	482.433	60,02
MEXICO	10.000	7.510	-24,90	33.935	21.079	-37,88
CHILE	1.000	-	-	2.881	-	-
BRAZIL	128.050	59.600	-53,46	347.468	140.735	-59,50
ECUADOR	-	24.955	-	-	56.149	-
PERU	5.282	12.000	127,20	15.896	34.200	115,15
PUERTO RICO	-	22.000	-	-	58.300	-
UNITED KINGDOM	221.200	161.143	-27,15	553.444	420.060	-24,10
NETHERLANDS	522.635	288.827	-44,74	1.245.377	674.228	-45,86
FRANCE	84.637	78.000	-7,84	234.299	209.187	-10,72
GERMANY, FED. REP. OF	402.558	189.905	-52,83	1.102.973	460.122	-58,28
BELGIUM	133.640	26.245	-80,36	432.480	83.152	-80,77
SWITZERLAND	7	-	-	29	-	-
SWEDEN	-	240	-	-	530	-
FINLAND	12.000	15.350	27,92	27.600	35.652	29,17
IRELAND	-	2.191	-	-	9.352	-
ITALY	28.000	16.000	-42,86	63.000	31.200	-50,48
SPAIN	60.400	29.500	-51,16	139.518	67.690	-51,48
PORTUGAL	100	16.000	15.900,00	285	38.400	13.373,68
GREECE	112.600	96.400	-14,39	255.520	208.130	-18,55
HUNGARY	54.608	28.215	-48,33	113.679	54.600	-51,97
POLAND	62.850	55.700	-11,38	148.658	115.389	-22,38
BULGARIA	-	16.000	-	-	39.200	-
ESTONIA	4.500	11.265	150,33	13.758	35.659	159,19
SLOVAKIA	-	14.750	-	-	29.654	-
SLOVENIA	10.000	18.850	88,50	24.000	42.790	78,29
RUSSIA FEDERATION	49.000	49.000	0,00	110.850	113.545	2,43
SERBIA	7.000	2.400	-65,71	17.340	5.774	-66,70
BUAH DAN SAYUR BEKU	**4.590.452**	**2.857.882**	**-37,74**	**7.529.653**	**4.473.796**	**-40,58**
JAPAN	2.613.663	1.789.541	-31,53	4.754.357	2.871.990	-39,59
HONG KONG	44.405	8.028	-81,92	39.935	9.501	-76,21
KOREA, REPUBLIC OF	37.156	31.308	-15,74	116.724	68.513	-41,30
TAIWAN	6.792	984	-85,52	9.339	638	-93,17
CHINA	10.000	12	-99,88	15.750	38	-99,76
THAILAND	40.425	57.400	41,99	60.561	106.052	75,12
SINGAPORE	550.752	236.784	-57,01	597.264	211.029	-64,67
PHILIPPINES	216.000	-	-	328.320	-	-
MALAYSIA	271.324	156.391	-42,36	242.166	200.748	-17,10
INDIA	9.000	9.000	0,00	20.285	20.285	0,00
SAUDI ARABIA	143.102	198.350	38,61	184.146	321.036	74,34
KUWAIT	11.600	11.600	0,00	30.740	30.740	0,00
UNITED ARAB EMIRATES	30	9.285	30.850,00	95	14.902	15.669,05
QATAR	1.021	278	-72,82	1.756	1.309	-25,46
AUSTRALIA	17.510	18.374	4,93	41.222	40.798	-1,03
EAST TIMOR	-	25	-	-	38	-
UNITED STATES	276.069	147.902	-46,43	523.314	259.452	-50,42
CANADA	14.500	-	-	29.862	-	-

https://www.bpsbb.id

TABEL 6. PERKEMBANGAN EKSPOR INDONESIA MENURUT KOMODITI DAN NEGARA TUJUAN
JANUARI - MARET 2021 DAN 2022

KOMODITI / NEGARA TUJUAN	BERAT BERSIH (KG)		PERUB	NILAI FOB (US $)		PERUB
	JAN-MAR 2021	JAN-MAR 2022	%	JAN-MAR 2021	JAN-MAR 2022	%
(1)	(2)	(3)	(4)	(5)	(6)	(7)
PUERTO RICO	-	10.781	-	-	22.868	-
NETHERLANDS	132.366	92.539	-30,09	280.276	203.188	-27,50
FRANCE	1.213	-	-	4.103	-	-
GERMANY, FED. REP. OF	22.000	-	-	48.400	-	-
BELGIUM	23.000	16.000	-30,43	60.950	32.000	-47,50
HUNGARY	2.275	-	-	7.030	-	-
RUSSIA FEDERATION	146.250	63.300	-56,72	133.059	58.670	-55,91
KERUPUK, KERIPIK, PEYEK DAN SEJENISNYA	**3.966.334**	**3.497.363**	**-11,82**	**9.723.808**	**8.651.382**	**-11,03**
JAPAN	1.604	2.200	37,13	8.086	14.681	81,56
HONG KONG	37.846	24.993	-33,96	178.855	124.872	-30,18
KOREA, REPUBLIC OF	898.904	810.074	-9,88	2.160.123	2.042.736	-5,43
TAIWAN	60.918	43.398	-28,76	176.474	129.348	-26,70
CHINA	208.808	238.778	14,35	1.010.616	1.249.131	23,60
PAPUA NEW GUINEA	250	-	-	298	-	-
THAILAND	81.000	-	-	469.800	-	-
SINGAPORE	201.485	166.542	-17,34	335.003	161.198	-51,88
MALAYSIA	786.929	800.850	1,77	409.861	337.795	-17,58
CAMBODIA	3.187	748	-76,52	4.661	5.043	8,19
BRUNEI DARUSSALAM	2.724	22.247	716,70	10.930	44.585	307,93
VIET NAM	18.000	-	-	44.075	-	-
INDIA	57.735	-	-	51.605	-	-
SAUDI ARABIA	11.760	80.326	583,04	32.614	226.490	594,47
YEMEN	9.680	-	-	6.790	-	-
UNITED ARAB EMIRATES	1.860	180	-90,32	250	760	204,00
QATAR	61	-	-	50	-	-
BAHRAIN	-	500	-	-	928	-
NIGERIA	55.760	13.940	-75,00	80.852	20.595	-74,53
AUSTRALIA	7.964	13.009	63,35	69.223	103.669	49,76
NEW ZEALAND	190	763	301,61	780	6.920	786,77
EAST TIMOR	142	2.027	1.327,46	91	1.967	2.051,30
UNITED STATES	68.822	108.072	57,03	343.697	611.638	77,96
CANADA	1.344	1.815	35,04	9.240	12.371	33,89
UNITED KINGDOM	417.780	419.815	0,49	1.269.537	1.334.100	5,09
NETHERLANDS	964.247	689.553	-28,49	2.838.938	2.051.905	-27,72
FRANCE	-	25.500	-	-	86.445	-
GERMANY, FED. REP. OF	26.800	31.200	16,42	79.648	81.744	2,63
DENMARK	25.000	-	-	79.500	-	-
SWEDEN	-	834	-	-	2.460	-
SPAIN	15.536	-	-	52.212	-	-
TEPUNG TERIGU	**13.972.274**	**15.579.388**	**11,50**	**5.639.900**	**8.007.575**	**41,98**
JAPAN	45	2	-95,56	18	2	-88,67
HONG KONG	199.425	140.034	-29,78	108.983	98.279	-9,82
TAIWAN	9.734	6.002	-38,34	7.569	4.058	-46,39
CHINA	260.001	13	-100,00	69.682	28	-99,96
PAPUA NEW GUINEA	6.299.297	10.408.492	65,23	2.625.705	5.290.037	101,47
THAILAND	32.001	18.001	-43,75	19.643	13.040	-33,62
SINGAPORE	336.322	312.466	-7,09	205.632	190.261	-7,48
PHILIPPINES	145.423	216.000	48,53	74.744	142.480	90,62
MALAYSIA	1.249.500	-	-	507.224	-	-
BRUNEI DARUSSALAM	56.000	64.400	15,00	26.962	38.601	43,17
VIET NAM	1.560.000	-	-	385.840	-	-
UGANDA	-	5	-	-	5	-
AUSTRALIA	389.079	7.768	-98,00	187.417	16.429	-91,23
KIRIBATI	337.500	-	-	140.625	-	-
SOLOMON ISLANDS	188.850	356.750	88,91	81.849	192.736	135,48
EAST TIMOR	2.909.062	4.048.941	39,18	1.197.950	2.020.008	68,62
UNITED STATES	-	21	-	-	500	-
NETHERLANDS	36	493	1.281,23	59	1.110	1.770,49
KARAGINAN	**2.853.697**	**3.260.977**	**14,27**	**18.024.981**	**29.456.369**	**63,42**
JAPAN	52.800	62.600	18,56	779.568	942.256	20,87
HONG KONG	-	654	-	-	1.689	-
KOREA, REPUBLIC OF	-	1	-	-	1	-
CHINA	910.905	1.231.900	35,24	4.993.990	10.737.501	115,01
THAILAND	65.800	86.000	30,70	454.188	858.930	89,11
SINGAPORE	53	-	-	17	-	-
PHILIPPINES	114.002	180.000	57,89	817.505	1.261.363	54,29
MALAYSIA	22.245	35.212	58,29	309.678	495.906	60,14
BRUNEI DARUSSALAM	-	734	-	-	6.015	-
VIET NAM	22.000	25.000	13,64	151.050	182.102	20,56
TURKEY	20.000	-	-	160.000	-	-
AUSTRALIA	107.614	133.038	23,63	579.162	1.024.952	76,97
EAST TIMOR	97	804	727,44	1.583	4.140	161,62
UNITED STATES	274.943	261.722	-4,81	1.561.554	2.132.512	36,56
CANADA	13	-	-	255	-	-
MEXICO	36.000	61.000	69,44	255.600	572.800	124,10
CHILE	-	175.000	-	-	1.440.000	-
ARGENTINA	-	25.000	-	-	243.751	-
BRAZIL	32.000	-	-	181.646	-	-
URUGUAY	-	12.000	-	-	129.000	-
UNITED KINGDOM	414.800	65.000	-84,33	2.669.238	575.870	-78,43
NETHERLANDS	369.300	199.512	-45,98	2.330.717	1.764.701	-24,29
FRANCE	56.000	18.000	-67,86	406.270	159.300	-60,79

https://www.bps.go.id

TABEL 6. PERKEMBANGAN EKSPOR INDONESIA MENURUT KOMODITI DAN NEGARA TUJUAN
JANUARI - MARET 2021 DAN 2022

KOMODITI / NEGARA TUJUAN	BERAT BERSIH (KG)		PERUB	NILAI FOB (US $)		PERUB
	JAN-MAR 2021	JAN-MAR 2022	%	JAN-MAR 2021	JAN-MAR 2022	%
(1)	(2)	(3)	(4)	(5)	(6)	(7)
GERMANY, FED. REP. OF	119.000	271.000	127,73	741.192	2.858.847	285,71
BELGIUM	104.125	100.000	-3,96	698.713	946.000	35,39
DENMARK	-	60.000	-	-	697.306	-
SPAIN	-	206.000	-	-	2.015.901	-
HUNGARY	-	30.000	-	-	202.076	-
POLAND	18.000	-	-	122.100	-	-
RUSSIA FEDERATION	114.000	20.800	-81,75	810.957	203.450	-74,91
BIJI PALA, BUNGA PALA DAN KAPULAGA BUBUK	**817.680**	**1.190.260**	**45,57**	**7.633.876**	**10.848.320**	**42,11**
JAPAN	37.500	77.895	107,72	508.900	944.980	85,69
HONG KONG	40	335	748,35	1.047	3.293	214,65
KOREA, REPUBLIC OF	1.048	2.000	90,84	14.176	26.000	83,41
TAIWAN	83	-	-	1.398	-	-
CHINA	12	40.611	338.326,67	38	246.506	649.848,54
THAILAND	-	2	-	-	0	-
SINGAPORE	6.031	40	-99,34	80.436	50	-99,94
PHILIPPINES	-	18.020	-	-	116.536	-
MALAYSIA	500	15.005	2.901,09	1.900	180.451	9.397,42
VIET NAM	5.000	14.000	180,00	105.000	116.200	10,67
INDIA	113.380	114.000	0,55	533.985	638.231	19,52
PAKISTAN	3.500	-	-	31.000	-	-
TURKEY	10.000	15.000	50,00	74.700	156.176	109,07
GHANA	-	15.500	-	-	46.500	-
SOUTH AFRICA	-	4.000	-	-	38.500	-
MAURITIUS	-	11	-	-	205	-
AUSTRALIA	15.131	47.125	211,45	110.686	211.222	90,83
UNITED STATES	168.986	87.923	-47,97	1.502.160	830.265	-44,73
CANADA	5.000	12.500	150,00	109.063	67.356	-38,24
MEXICO	18.000	25.000	38,89	80.050	193.000	141,10
ARGENTINA	10.000	27.000	170,00	41.500	148.800	258,55
BRAZIL	-	30.800	-	-	149.290	-
JAMAICA	-	15.000	-	-	106.400	-
DOMINICAN REPUBLIC	4.000	14.000	250,00	35.966	82.060	128,16
UNITED KINGDOM	4.200	51.160	1.118,10	97.050	486.262	401,04
NETHERLANDS	215.020	257.658	19,83	2.555.980	2.692.933	5,36
FRANCE	14.355	75.000	422,46	124.283	777.779	525,81
GERMANY, FED. REP. OF	94.540	96.320	1,88	951.421	1.298.548	36,49
BELGIUM	16.000	2.000	-87,50	112.350	46.000	-59,06
ITALY	50.525	44.605	-11,72	406.963	403.462	-0,86
SPAIN	15.000	44.500	196,67	108.200	373.517	245,21
GREECE	4.000	-	-	23.000	-	-
ROMANIA	-	7.000	-	-	59.500	-
BULGARIA	-	3.000	-	-	27.000	-
LATVIA	3.330	-	-	2.526	-	-
ESTONIA	2.500	24.500	880,00	20.100	290.125	1.343,41
CROATIA	-	750	-	-	4.388	-
SLOVAKIA	-	8.000	-	-	86.786	-
KOPRA	**12.915.686**	**7.227.259**	**-44,04**	**15.070.952**	**8.120.882**	**-46,12**
THAILAND	23.766	-	-	28.978	-	-
MALAYSIA	23.000	-	-	22.312	-	-
MYANMAR	24.450	68.460	180,00	31.785	95.159	199,38
INDIA	3.158.100	-	-	3.685.935	-	-
PAKISTAN	1.744.609	257.405	-85,25	1.717.890	223.939	-86,96
BANGLADESH	7.931.661	6.901.394	-12,99	9.573.447	7.801.784	-18,51
IRAN (ISLAMIC REPUBLIC OF)	10.100	-	-	10.605	-	-
TEPUNG IKAN & BIOTA AIR LAYAK KONSUMSI	**36.786**	**47.309**	**28,60**	**308.425**	**399.810**	**29,63**
JAPAN	1.500	9.000	500,00	13.500	88.200	553,33
KOREA, REPUBLIC OF	18.686	32.073	71,64	133.373	249.646	87,18
SINGAPORE	2.160	1.900	-12,04	18.072	12.920	-28,51
AUSTRALIA	2.620	1.736	-33,74	29.152	22.134	-24,07
UNITED KINGDOM	11.820	-	-	114.328	-	-
ITALY	-	2.600	-	-	26.910	-
MINYAK MAKAN DAN LEMAK NABATI DAN HEWANI LAINNYA	**66.740.128**	**63.707.928**	**-4,54**	**55.226.039**	**71.604.781**	**29,66**
JAPAN	-	42.200	-	-	28.907	-
HONG KONG	2.000	-	-	2.412	-	-
KOREA, REPUBLIC OF	7.029.310	2.273.120	-67,66	3.401.600	2.371.516	-30,28
TAIWAN	100.000	34.000	-66,00	44.500	50.320	13,08
CHINA	5.488.970	7.613.531	38,71	3.726.103	11.225.615	201,27
THAILAND	108.000	-	-	119.820	-	-
SINGAPORE	6.801.015	3	-100,00	6.819.172	6	-100,00
PHILIPPINES	67.923	36.003	-47,00	61.922	56.349	-9,00
MALAYSIA	15.228.920	8.837.649	-41,97	14.798.879	10.142.516	-31,46
VIET NAM	732.200	894.800	22,21	696.856	1.203.897	72,76
INDIA	2.140.827	-	-	1.538.539	-	-
PAKISTAN	500.000	-	-	284.788	-	-
BANGLADESH	37.000	-	-	28.750	-	-
TANZANIA, UNITED REP. OF	-	105.000	-	-	175.475	-
MADAGASCAR	200.000	-	-	108.000	-	-
SENEGAL	274.050	-	-	271.740	-	-
VENEZUELA	-	26.000	-	-	37.204	-
BRAZIL	154.500	-	-	166.586	-	-

https://www.bps.go.id

TABEL 6. PERKEMBANGAN EKSPOR INDONESIA MENURUT KOMODITI DAN NEGARA TUJUAN
JANUARI - MARET 2021 DAN 2022

KOMODITI / NEGARA TUJUAN	BERAT BERSIH (KG)		PERUB	NILAI FOB (US $)		PERUB
	JAN-MAR 2021	JAN-MAR 2022	%	JAN-MAR 2021	JAN-MAR 2022	%
(1)	(2)	(3)	(4)	(5)	(6)	(7)
COLOMBIA	-	26.000	-	-	34.208	-
UNITED KINGDOM	1.431.400	2.999.920	109,58	930.140	3.359.910	261,23
NETHERLANDS	17.290.870	8.175.601	-52,72	16.319.970	10.317.964	-36,78
ITALY	6.926.144	9.883.238	42,69	3.681.029	9.425.549	156,06
SPAIN	2.023.000	22.616.863	1.017,99	2.020.700	23.014.207	1.038,92
PORTUGAL	60.000	-	-	54.900	-	-
POLAND	36.000	-	-	38.286	-	-
LITHUANIA	72.000	144.000	100,00	75.456	161.136	113,55
SLOVENIA	36.000	-	-	35.892	-	-
LADA BUBUK	**651.165**	**782.329**	**20,14**	**2.689.233**	**3.823.490**	**42,18**
JAPAN	49.113	136.152	177,22	234.836	854.326	263,80
HONG KONG	2.118	2.294	8,32	29.185	32.944	12,88
TAIWAN	2.183	699	-67,99	17.641	7.477	-57,62
CHINA	2	30	1.913,33	3	45	1.218,50
THAILAND	0	-	-	1	-	-
SINGAPORE	684	2.614	282,22	4.715	13.661	189,73
MALAYSIA	8.633	10.694	23,86	16.300	76.186	367,41
CAMBODIA	9.720	-	-	1.647	-	-
BRUNEI DARUSSALAM	56	-	-	1.296	-	-
VIET NAM	27.000	-	-	84.000	-	-
INDIA	15.000	79.850	432,33	15.000	323.336	2.055,57
PAKISTAN	15.557	-	-	35.781	-	-
SAUDI ARABIA	153.075	171.075	11,76	833.075	807.474	-3,07
UNITED ARAB EMIRATES	19	7.016	36.440,63	220	6.666	2.929,86
EGYPT	-	400	-	-	2.830	-
TUNISIA	26.000	-	-	28.600	-	-
SUDAN	23.675	30.000	26,72	139.540	176.820	26,72
ETHIOPIA	-	5.125	-	-	30.960	-
NIGERIA	175.000	241.250	37,86	741.825	1.022.659	37,86
AUSTRALIA	4.791	3.136	-34,55	19.332	17.396	-10,01
NEW ZEALAND	10	-	-	72	-	-
EAST TIMOR	9.748	5.823	-40,26	14.715	18.008	22,38
UNITED STATES	99.648	30.940	-68,95	368.690	167.898	-54,46
MEXICO	17.000	-	-	56.300	-	-
UNITED KINGDOM	-	2.000	-	-	14.050	-
NETHERLANDS	705	38.468	5.356,48	4.822	186.534	3.768,80
FRANCE	10	3.000	30.512,24	34	11.250	33.086,82
GERMANY, FED. REP. OF	6.400	10.000	56,25	26.610	39.500	48,44
BELGIUM	5.000	-	-	14.625	-	-
NORWAY	19	-	-	368	-	-
SPAIN	-	14	-	-	391	-
HUNGARY	-	1.750	-	-	13.080	-
MAKANAN HEWAN	**35.050.911**	**24.367.620**	**-30,48**	**26.340.681**	**24.094.891**	**-8,53**
JAPAN	393.302	670.274	70,42	401.460	804.926	100,50
HONG KONG	2.578	-	-	12.890	-	-
KOREA, REPUBLIC OF	196.000	268.800	37,14	96.830	190.326	96,56
TAIWAN	51.400	53.324	3,74	50.680	104.921	107,03
THAILAND	-	43.000	-	-	58.270	-
SINGAPORE	339	1.250	269,15	5.600	16.037	186,35
PHILIPPINES	104.090	85.162	-18,18	309.726	144.162	-53,45
MALAYSIA	21.660	198.869	818,14	24.687	279.684	1.032,92
CAMBODIA	-	19.000	-	-	23.750	-
VIET NAM	703.400	1.076.983	53,11	600.491	1.369.471	128,06
INDIA	62.630	246.471	293,54	95.749	418.080	336,64
BANGLADESH	1.406.980	1.357.000	-3,55	2.069.449	1.382.930	-33,17
IRAQ	27.025	-	-	23.350	-	-
SAUDI ARABIA	96.000	22.000	-77,08	68.694	19.030	-72,30
ISRAEL	1.281.000	976.000	-23,81	1.048.339	787.342	-24,90
KUWAIT	24.010	40	-99,83	18.454	340	-98,16
JORDAN	-	182.000	-	-	184.626	-
TURKEY	1.594.000	1.092.000	-31,49	959.775	950.810	-0,93
UNITED ARAB EMIRATES	85.000	-	-	77.265	-	-
QATAR	-	144.000	-	-	155.474	-
BAHRAIN	-	20	-	-	396	-
TUNISIA	400.000	156.000	-61,00	191.572	124.488	-35,02
KENYA	-	19.000	-	-	19.665	-
SOUTH AFRICA	-	627.000	-	-	629.148	-
AUSTRALIA	300.500	159.500	-46,92	316.108	282.278	-10,70
NEW ZEALAND	-	195.000	-	-	210.538	-
EAST TIMOR	1.087.748	1.276.773	17,38	483.319	623.647	29,03
UNITED STATES	11.099.286	8.904.153	-19,78	8.574.442	9.174.378	7,00
CANADA	52.000	702.000	1.250,00	32.879	478.733	1.356,06
COSTA RICA	26.000	-	-	18.996	-	-
UNITED KINGDOM	1.963	272.000	13.756,34	6.692	226.182	3.279,95
NETHERLANDS	2.992.000	2.576.000	-13,90	1.684.444	2.508.940	48,95
FRANCE	592.000	160.000	-72,97	476.560	236.941	-50,28
GERMANY, FED. REP. OF	8.506.000	942.000	-88,93	5.865.213	986.690	-83,18
BELGIUM	598.000	52.000	-91,30	441.916	51.051	-88,45
DENMARK	512.000	-	-	467.625	-	-
SWEDEN	1.488.000	-	-	951.941	-	-
ITALY	48.000	144.000	200,00	28.802	129.337	349,05
SPAIN	260.000	392.000	50,77	222.612	343.746	54,41
PORTUGAL	426.000	-	-	248.408	-	-

https://www.bps.go.id

TABEL 6. PERKEMBANGAN EKSPOR INDONESIA MENURUT KOMODITI DAN NEGARA TUJUAN
JANUARI - MARET 2021 DAN 2022

KOMODITI / NEGARA TUJUAN	BERAT BERSIH (KG)		PERUB	NILAI FOB (US $)		PERUB
	JAN-MAR 2021	JAN-MAR 2022	%	JAN-MAR 2021	JAN-MAR 2022	%
(1)	(2)	(3)	(4)	(5)	(6)	(7)
GREECE	192.000	112.000	-41,67	140.756	93.746	-33,40
POLAND	-	1.056.000	-	-	915.978	-
BULGARIA	324.000	18.000	-94,44	243.153	16.850	-93,07
LATVIA	48.000	120.000	150,00	38.160	110.232	188,87
GEORGIA	48.000	48.000	0,00	43.645	41.749	-4,34
DAGING TERNAK	**322.067**	**357.755**	**11,08**	**1.698.935**	**2.424.365**	**42,70**
HONG KONG	52.508	21.750	-58,58	66.507	34.813	-47,66
TAIWAN	-	12.000	-	-	12.000	-
AUSTRALIA	69	-	-	72	-	-
NEW ZEALAND	-	3	-	-	102	-
FRANCE	178.006	233.901	31,40	1.032.747	1.562.906	51,33
BELGIUM	91.484	90.101	-1,51	599.609	814.545	35,85
ES KRIM	**4.961.222**	**6.037.957**	**21,70**	**9.984.680**	**12.247.489**	**22,66**
HONG KONG	25.410	15	-99,94	13.478	3	-99,98
THAILAND	498.311	898.890	80,39	1.075.130	1.586.455	47,56
SINGAPORE	81.200	47.923	-40,98	243.267	176.112	-27,61
PHILIPPINES	2.421.288	3.298.669	36,24	4.121.315	5.693.038	38,14
MALAYSIA	972.796	782.579	-19,55	3.044.100	3.030.298	-0,45
CAMBODIA	74.692	25.507	-65,85	102.965	41.792	-59,41
BRUNEI DARUSSALAM	32.315	15.000	-53,58	48.189	25.725	-46,62
VIET NAM	486.420	723.067	48,65	875.654	1.401.220	60,02
SENEGAL	441	-	-	277	-	-
AUSTRALIA	59.319	35.920	-39,45	160.182	35.701	-77,71
NEW ZEALAND	24.463	-	-	67.607	-	-
FIJI	11.127	10.500	-5,64	41.430	28.958	-30,10
KIRIBATI	-	210	-	-	1.281	-
SOLOMON ISLANDS	152.653	5.398	-96,46	81.785	15.747	-80,75
EAST TIMOR	120.789	194.278	60,84	109.301	211.160	93,19
OLAHAN SUSU BUBUK DAN SUSU KENTAL	**1.451.578**	**1.440.582**	**-0,76**	**3.949.051**	**5.086.499**	**28,80**
JAPAN	143	-	-	621	-	-
HONG KONG	1.918	2.706	41,08	5.620	8.217	46,22
TAIWAN	2.107	768	-63,55	4.721	1.591	-66,31
CHINA	53	244	358,35	597	643	7,84
MONGOLIA	-	1.941	-	-	18.238	-
SINGAPORE	81.376	203.001	149,46	78.769	804.123	920,86
PHILIPPINES	700.861	690.421	-1,49	1.800.758	2.417.954	34,27
MALAYSIA	8.813	2.318	-73,70	78.232	20.232	-74,14
MYANMAR	4.517	2.764	-38,82	43.571	25.451	-41,59
BRUNEI DARUSSALAM	1.645	1.891	14,93	1.721	1.961	13,94
VIET NAM	293.168	263.525	-10,11	301.134	321.308	6,70
PAKISTAN	50.547	-	-	464.547	-	-
BANGLADESH	-	652	-	-	5.726	-
SRI LANKA	13.779	15.322	11,20	129.674	148.907	14,83
IRAQ	-	1.126	-	-	7.447	-
SAUDI ARABIA	28.483	43	-99,85	38.246	324	-99,15
KUWAIT	6.268	2.297	-63,35	41.421	14.722	-64,46
OMAN	17.969	-	-	25.849	-	-
UNITED ARAB EMIRATES	27.619	-	-	45.348	-	-
QATAR	-	792	-	-	5.634	-
BAHRAIN	233	-	-	1.570	-	-
EQUATORIAL GUINEA	-	31.948	-	-	40.568	-
NIGERIA	4.730	-	-	25.266	-	-
MALI	60	-	-	256	-	-
AMERICAN SAMOA	-	1.085	-	-	4.226	-
SAMOA	2.265	1.110	-50,99	11.384	5.863	-48,50
TONGA	-	3.907	-	-	6.130	-
EAST TIMOR	204.728	212.721	3,90	843.934	1.227.234	45,42
FRANCE	56	-	-	371	-	-
GERMANY, FED. REP. OF	240	-	-	5.442	-	-
FILLET IKAN SEGAR ATAU DINGIN	**534.725**	**343.969**	**-35,67**	**5.313.529**	**4.703.691**	**-11,48**
JAPAN	208.266	-	-	2.296.995	-	-
HONG KONG	4	-	-	30	-	-
TAIWAN	12	-	-	24	-	-
CHINA	90	-	-	90	-	-
THAILAND	15.027	3.950	-73,71	133.416	61.088	-54,21
SINGAPORE	36.461	951	-97,39	310.728	6.902	-97,78
PHILIPPINES	17.995	-	-	19.445	-	-
MALAYSIA	10.515	-	-	29.170	-	-
UNITED ARAB EMIRATES	448	-	-	17.078	-	-
AUSTRALIA	140.658	114.097	-18,88	1.484.462	1.578.671	6,35
UNITED STATES	105.249	129.776	23,30	1.022.091	1.709.612	67,27
CANADA	-	91.606	-	-	1.297.800	-
GERMANY, FED. REP. OF	-	3.590	-	-	49.618	-
KEPITING DIBEKUKAN	**204.420**	**339.833**	**66,24**	**1.863.385**	**3.627.211**	**94,66**
JAPAN	40.711	68.733	68,83	584.061	1.737.808	197,54
HONG KONG	-	9.500	-	-	53.150	-
TAIWAN	29.842	12.341	-58,65	271.635	143.440	-47,19
CHINA	120	-	-	362	-	-
SINGAPORE	30.230	40.983	35,57	190.768	238.733	25,14
MALAYSIA	49.484	99.700	101,48	30.937	274.402	786,97

https://www.bps.go.id

TABEL 6. PERKEMBANGAN EKSPOR INDONESIA MENURUT KOMODITI DAN NEGARA TUJUAN
JANUARI - MARET 2021 DAN 2022

KOMODITI / NEGARA TUJUAN	BERAT BERSIH (KG)		PERUB	NILAI FOB (US $)		PERUB
	JAN-MAR 2021	JAN-MAR 2022	%	JAN-MAR 2021	JAN-MAR 2022	%
(1)	(2)	(3)	(4)	(5)	(6)	(7)
UNITED ARAB EMIRATES	4.250	4.000	-5,88	48.325	48.030	-0,61
CYPRUS	204	3.600	1.664,71	2.934	66.620	2.170,31
AUSTRALIA	15.446	27.446	77,70	133.863	201.870	50,80
UNITED STATES	18.473	59.258	220,78	418.953	580.034	38,45
CANADA	15.660	-	-	181.546	-	-
NETHERLANDS	-	14.256	-	-	283.099	-
SPAIN	-	16	-	-	26	-
OLAHAN PRODUK SUSU LAINNYA	**6.732.907**	**5.754.069**	**-14,54**	**8.595.472**	**9.591.762**	**11,59**
JAPAN	9.869	-	-	14.416	-	-
HONG KONG	22.894	24.867	8,62	36.087	66.304	83,73
KOREA, REPUBLIC OF	20.449	1.776	-91,31	43.795	4.511	-89,70
TAIWAN	26.816	11.639	-56,60	66.205	36.290	-45,19
CHINA	2	30	1.529,83	0	24	2.388.700,00
PAPUA NEW GUINEA	1.719.090	1.889.437	9,91	1.557.247	1.921.871	23,41
THAILAND	296.817	50.802	-82,88	317.967	73.728	-76,81
SINGAPORE	49.964	38.445	-23,05	216.748	148.108	-31,67
PHILIPPINES	2.183.678	1.339.054	-38,68	2.992.449	3.945.494	31,85
MALAYSIA	228.006	254.803	11,75	810.824	843.126	3,98
MYANMAR	4.123	21.134	412,57	43.313	84.672	95,49
CAMBODIA	121.585	284.195	133,74	100.209	242.104	141,60
BRUNEI DARUSSALAM	78.374	19.068	-75,67	110.037	57.864	-47,41
VIET NAM	153.003	6.400	-95,82	192.118	27.447	-85,71
MALDIVES	443.963	534.667	20,43	529.605	636.072	20,10
INDIA	716	6.300	780,31	5.970	28.935	384,65
SAUDI ARABIA	2.700	-	-	3.186	-	-
NIGERIA	-	4.428	-	-	3.976	-
SIERRA LEONE	19	24	29,73	114	152	33,33
COMOROS	21.291	-	-	20.798	-	-
AUSTRALIA	633	-	-	3.531	-	-
NEW ZEALAND	1.776	-	-	2.905	-	-
NAURU	-	365	-	-	507	-
NORTHERN MARIANA ISLANDS	-	19	-	-	453	-
FIJI	7.104	-	-	10.943	-	-
KIRIBATI	1.338	242	-81,91	1.700	1.225	-27,94
SAMOA	6.736	2.880	-57,24	16.035	4.002	-75,04
SOLOMON ISLANDS	20.672	17.851	-13,64	20.808	19.114	-8,14
TONGA	24.730	30.432	23,06	35.850	46.248	29,00
EAST TIMOR	1.246.493	1.169.090	-6,21	1.385.082	1.348.968	-2,61
UNITED STATES	40.025	46.120	15,23	57.412	50.570	-11,92
NETHERLANDS	44	-	-	117	-	-
KECAP	**3.698.081**	**3.880.262**	**4,93**	**5.593.089**	**5.874.236**	**5,03**
JAPAN	45.918	37.578	-18,16	79.873	60.389	-24,39
HONG KONG	74.134	105.388	42,16	140.639	208.299	48,11
KOREA, REPUBLIC OF	4.064	15.728	287,00	12.625	57.848	358,19
TAIWAN	95.433	105.921	10,99	158.890	218.863	37,75
CHINA	23.902	18.696	-21,78	42.587	33.327	-21,74
PAPUA NEW GUINEA	756	929	22,92	1.478	3.151	113,13
THAILAND	19	19	0,00	10	10	0,00
SINGAPORE	97.670	86.272	-11,67	134.300	97.419	-27,46
PHILIPPINES	76.604	38.130	-50,22	108.404	56.053	-48,29
MALAYSIA	723.732	587.006	-18,89	889.551	727.424	-18,23
CAMBODIA	3.352	-	-	2.964	-	-
BRUNEI DARUSSALAM	118.351	145.251	22,73	216.180	237.992	10,09
VIET NAM	9.024	-	-	16.531	-	-
INDIA	16.789	12.959	-22,81	31.527	23.025	-26,97
SAUDI ARABIA	505.825	625.185	23,60	876.518	1.007.677	14,96
KUWAIT	90.106	-	-	139.318	-	-
JORDAN	-	1.176	-	-	1.674	-
OMAN	8.811	3.770	-57,21	15.550	6.765	-56,50
UNITED ARAB EMIRATES	93.872	42.963	-54,23	139.333	63.621	-54,34
QATAR	18.533	29.503	59,19	31.517	53.454	69,60
BAHRAIN	4.704	1.599	-66,01	11.703	4.487	-61,66
TANZANIA, UNITED REP. OF	-	72	-	-	195	-
AUSTRALIA	685.727	688.937	0,47	1.110.607	1.121.065	0,94
NEW ZEALAND	66.258	49.428	-25,40	103.733	82.434	-20,53
KIRIBATI	-	288	-	-	1.014	-
SOLOMON ISLANDS	5.209	-	-	9.452	-	-
TONGA	1.746	-	-	8.949	-	-
EAST TIMOR	107.721	231.418	114,83	145.493	357.431	145,67
UNITED STATES	260.454	369.778	41,97	442.004	623.600	41,08
CANADA	36.279	83.780	130,93	70.314	150.957	114,69
CHILE	262	-	-	796	-	-
UNITED KINGDOM	14.912	-	-	22.225	-	-
NETHERLANDS	493.046	570.409	15,69	592.278	631.806	6,67
GERMANY, FED. REP. OF	6.376	1.440	-77,42	29.490	6.427	-78,21
BELGIUM	-	144	-	-	362	-
NORWAY	8.491	21.860	157,45	8.250	30.740	272,60
SWEDEN	-	223	-	-	1.290	-
SPAIN	-	4.411	-	-	5.439	-
BIOTA AIR LAINNYA DIKERINGKAN/DIASINKAN/DIASAPI	**2.360.579**	**1.935.466**	**-18,01**	**3.624.182**	**8.958.706**	**147,19**
JAPAN	2	173.605	8.680.150,00	64	875.288	1.367.537,89
HONG KONG	10.730	16.147	50,49	128.760	215.970	67,73

https://www.bps.go.id

TABEL 6. PERKEMBANGAN EKSPOR INDONESIA MENURUT KOMODITI DAN NEGARA TUJUAN
JANUARI - MARET 2021 DAN 2022

KOMODITI / NEGARA TUJUAN	BERAT BERSIH (KG)		PERUB	NILAI FOB (US $)		PERUB
	JAN-MAR 2021	JAN-MAR 2022	%	JAN-MAR 2021	JAN-MAR 2022	%
(1)	(2)	(3)	(4)	(5)	(6)	(7)
KOREA, REPUBLIC OF	28.837	-	-	198.969	-	-
TAIWAN	132.941	233.047	75,30	312.010	1.171.249	275,39
CHINA	1.359.285	1.299.812	-4,38	2.257.177	5.977.638	164,83
MACAU	862	-	-	2.753	-	-
THAILAND	266.626	98.408	-63,09	163.039	70.353	-56,85
SINGAPORE	15.494	22.574	45,69	102.751	270.478	163,24
MALAYSIA	541.076	79.989	-85,22	441.980	195.451	-55,78
VIET NAM	553	5.432	882,10	553	80.634	14.478,56
QATAR	50	120	140,00	357	1.083	202,99
AUSTRALIA	1.083	251	-76,82	8.157	4.887	-40,09
UNITED STATES	-	6.082	-	-	95.674	-
BRAZIL	40	-	-	42	-	-
DENMARK	3.000	-	-	7.569	-	-
BUAH DAN SAYUR YANG DIASINKAN ATAU DIMANISKAN	**904.904**	**900.881**	**-0,44**	**2.748.619**	**3.260.308**	**18,62**
JAPAN	1.006	2.254	124,03	14.486	21.984	51,77
HONG KONG	81.338	67.485	-17,03	263.602	234.033	-11,22
KOREA, REPUBLIC OF	52.436	81.811	56,02	156.598	216.535	38,27
TAIWAN	19.091	19.412	1,68	57.746	68.449	18,53
CHINA	8.181	26.668	225,98	54.418	226.738	316,66
THAILAND	528	5.022	851,86	7.638	24.102	215,56
SINGAPORE	37.534	30.480	-18,79	139.392	157.153	12,74
PHILIPPINES	48.771	3.486	-92,85	141.306	15.236	-89,22
MALAYSIA	201.214	86.130	-57,19	392.089	202.765	-48,29
MYANMAR	-	9.780	-	-	25.060	-
CAMBODIA	11.844	353	-97,02	2.873	1.294	-54,97
BRUNEI DARUSSALAM	37.179	11.815	-68,22	129.785	40.175	-69,05
VIET NAM	-	20.800	-	-	87.126	-
SAUDI ARABIA	3.483	16.718	380,00	11.680	59.790	411,91
ISRAEL	-	37.794	-	-	120.084	-
KUWAIT	864	-	-	12.182	-	-
JORDAN	152.942	100.128	-34,53	565.826	363.444	-35,77
OMAN	200	-	-	600	-	-
UNITED ARAB EMIRATES	1.712	2.584	50,96	4.896	9.810	100,37
BAHRAIN	232	284	22,33	1.127	1.452	28,78
LIBYAN ARAB JAMAHIRIYA	5.328	-	-	28.305	-	-
NIGERIA	-	100	-	-	119	-
SOUTH AFRICA	504	-	-	8.352	-	-
AUSTRALIA	37.670	77.574	105,93	153.824	423.453	175,28
NEW ZEALAND	1.300	1.196	-7,94	20.884	19.028	-8,88
NORTHERN MARIANA ISLANDS	152	-	-	685	-	-
SOLOMON ISLANDS	734	-	-	3.316	-	-
EAST TIMOR	59.108	46.944	-20,58	97.927	116.569	19,04
UNITED STATES	61.333	95.755	56,12	241.798	382.755	58,30
CANADA	37.598	94.102	150,29	60.161	262.798	336,82
UNITED KINGDOM	11.665	9.169	-21,40	38.566	37.188	-3,57
NETHERLANDS	27.782	8.171	-70,59	92.850	31.102	-66,50
GERMANY, FED. REP. OF	125	44.100	35.180,00	1.675	99.400	5.834,33
BELGIUM	595	429	-27,91	8.784	6.522	-25,76
DENMARK	963	-	-	13.256	-	-
HUNGARY	-	336	-	-	6.144	-
CZECH REPUBLIC	317	-	-	5.191	-	-
RUSSIA FEDERATION	1.176	-	-	16.800	-	-
MAKANAN BAYI	**4.005.674**	**4.754.691**	**18,70**	**12.891.145**	**17.754.088**	**37,72**
JAPAN	27	1.968	7.206,01	300	2.905	866,76
HONG KONG	6.535	12.914	97,61	15.449	38.774	150,98
KOREA, REPUBLIC OF	4.014	-	-	11.825	-	-
TAIWAN	7.272	2.250	-69,06	17.432	5.043	-71,07
CHINA	11	7.021	66.135,85	105	19.589	18.605,68
PAPUA NEW GUINEA	-	2.048	-	-	7.912	-
SINGAPORE	66.244	47.278	-28,63	181.281	178.023	-1,80
PHILIPPINES	104.204	117.220	12,49	309.559	455.414	47,12
MALAYSIA	2.616.239	3.268.082	24,92	6.328.911	9.503.989	50,17
MYANMAR	51.904	53.234	2,56	268.615	294.674	9,70
CAMBODIA	933.802	1.039.747	11,35	4.807.974	6.069.553	26,24
BRUNEI DARUSSALAM	57.123	44.855	-21,48	77.655	121.071	55,91
VIET NAM	1.248	2.653	112,58	9.125	16.322	78,87
MALDIVES	888	-	-	1.449	-	-
PAKISTAN	-	54.077	-	-	266.906	-
SRI LANKA	107.299	38.303	-64,30	564.277	218.754	-61,23
AFGHANISTAN	-	4.640	-	-	219.031	-
SAUDI ARABIA	2.422	1.675	-30,82	38.756	29.281	-24,45
KUWAIT	2.069	2.798	35,27	33.109	48.914	47,73
TURKEY	12.487	-	-	63.089	-	-
UNITED ARAB EMIRATES	3.708	6.266	68,98	59.343	108.790	83,32
QATAR	144	-	-	2.305	-	-
BAHRAIN	192	216	12,50	3.073	3.776	22,87
EGYPT	-	2.136	-	-	37.336	-
NIGERIA	200	-	-	275	-	-
SOUTH AFRICA	643	-	-	10.878	-	-
AUSTRALIA	447	1.548	246,00	729	2.103	188,41
EAST TIMOR	16.529	17.589	6,42	53.262	50.620	-4,96
UNITED KINGDOM	-	14.080	-	-	20.039	-
NETHERLANDS	10.025	10.340	3,14	32.367	31.939	-1,32

https://www.bps.go.id

TABEL 6. PERKEMBANGAN EKSPOR INDONESIA MENURUT KOMODITI DAN NEGARA TUJUAN
JANUARI - MARET 2021 DAN 2022

KOMODITI / NEGARA TUJUAN	BERAT BERSIH (KG)		PERUB	NILAI FOB (US $)		PERUB
	JAN-MAR 2021	JAN-MAR 2022	%	JAN-MAR 2021	JAN-MAR 2022	%
(1)	(2)	(3)	(4)	(5)	(6)	(7)
NORWAY	-	1.752	-	-	3.332	-
OLAHAN SUSU SEGAR DAN KRIM	**1.936.178**	**2.232.470**	**15,30**	**2.352.254**	**2.856.670**	**21,44**
JAPAN	54	-	-	59	-	-
HONG KONG	77.351	118.159	52,76	75.000	107.541	43,39
TAIWAN	20.502	4.933	-75,94	48.511	14.001	-71,14
PAPUA NEW GUINEA	188.759	443.399	134,90	217.867	521.326	139,29
THAILAND	8	15	76,42	19	19	0,00
SINGAPORE	966.176	981.326	1,57	892.994	886.001	-0,78
PHILIPPINES	22.092	-	-	89.188	-	-
MALAYSIA	155.172	163.697	5,49	192.989	152.763	-20,84
MYANMAR	16.866	-	-	23.159	-	-
CAMBODIA	18.900	19.169	1,42	19.947	20.648	3,52
BRUNEI DARUSSALAM	159.463	197.944	24,13	157.604	183.338	16,33
MALDIVES	18.363	11.598	-36,84	24.920	14.708	-40,98
SAUDI ARABIA	-	4.500	-	-	14.500	-
JORDAN	-	11.501	-	-	8.003	-
UNITED ARAB EMIRATES	-	600	-	-	900	-
BAHRAIN	-	614	-	-	1.008	-
TOGO	-	27	-	-	51	-
SOUTH AFRICA	3.375	2.313	-31,48	4.991	3.393	-32,03
AUSTRALIA	7.158	3.630	-49,29	7.492	3.554	-52,56
VANUATU	638	-	-	920	-	-
FIJI	19.952	-	-	21.142	-	-
KIRIBATI	-	144	-	-	275	-
SAMOA	22.220	3.000	-86,50	24.595	4.050	-83,53
SOLOMON ISLANDS	1.807	-	-	4.156	-	-
TONGA	48.480	10.560	-78,22	55.095	14.269	-74,10
EAST TIMOR	173.478	248.824	43,43	476.048	899.449	88,94
UNITED STATES	15.360	6.480	-57,81	15.539	6.802	-56,23
NETHERLANDS	5	39	711,90	20	72	261,32
HERBAL	**1.371.913**	**1.345.459**	**-1,93**	**15.071.011**	**15.088.259**	**0,11**
JAPAN	136	-	-	200	-	-
HONG KONG	8.761	10.475	19,56	123.240	160.147	29,95
KOREA, REPUBLIC OF	12.608	62	-99,51	130.601	3.429	-97,37
TAIWAN	56.744	58.038	2,28	1.056.430	867.716	-17,86
CHINA	231	84	-63,61	2.794	1.258	-54,96
THAILAND	25.329	78.941	211,67	263.718	731.920	177,54
SINGAPORE	32.386	19.740	-39,05	380.476	288.405	-24,20
PHILIPPINES	437.753	312.308	-28,66	4.964.350	3.803.379	-23,39
MALAYSIA	99.273	122.744	23,64	1.273.543	1.405.627	10,37
MYANMAR	26.910	54.281	101,71	183.621	672.811	266,41
CAMBODIA	6.167	24.560	298,25	66.975	204.657	205,57
BRUNEI DARUSSALAM	374	-	-	5.290	-	-
VIET NAM	64.640	216.588	235,07	740.043	2.136.624	188,72
PAKISTAN	12.023	11.277	-6,20	120.022	134.077	11,71
SRI LANKA	1.683	3.397	101,84	17.696	38.161	115,64
TURKEY	171.465	1.689	-99,01	1.486.425	20.576	-98,62
UNITED ARAB EMIRATES	4.265	1.275	-70,11	4.590	2.111	-54,01
EQUATORIAL GUINEA	51	-	-	1.188	-	-
NIGERIA	3.058	-	-	28.471	-	-
AUSTRALIA	186.753	375.277	100,95	1.924.775	4.028.995	109,32
NEW ZEALAND	21.075	35.005	66,10	232.341	375.908	61,79
EAST TIMOR	204	2.630	1.189,22	500	23.908	4.681,70
UNITED STATES	7.597	1	-99,99	132.265	79	-99,94
UNITED KINGDOM	48.122	8.838	-81,63	522.767	102.708	-80,35
FRANCE	112	-	-	944	-	-
GERMANY, FED. REP. OF	143.528	8.249	-94,25	1.391.154	85.765	-93,83
ITALY	481	-	-	35	-	-
UKRAINE	184	-	-	16.560	-	-
SAUS	**2.401.562**	**2.304.554**	**-4,04**	**4.126.019**	**3.889.958**	**-5,72**
JAPAN	42.469	45.659	7,51	100.396	104.887	4,47
HONG KONG	80.387	67.736	-15,74	162.244	148.025	-8,76
KOREA, REPUBLIC OF	21.280	12.738	-40,14	47.786	29.020	-39,27
TAIWAN	188.890	169.195	-10,43	411.901	408.154	-0,91
CHINA	2.134	32.164	1.407,56	3.945	44.991	1.040,59
PAPUA NEW GUINEA	1.278	980	-23,30	1.690	2.025	19,83
SINGAPORE	105.204	194.416	84,80	176.810	329.925	86,60
PHILIPPINES	57.350	36.031	-37,17	71.455	45.672	-36,08
MALAYSIA	306.036	266.887	-12,79	332.825	348.868	4,82
CAMBODIA	12.482	7.029	-43,69	14.866	13.622	-8,37
BRUNEI DARUSSALAM	49.264	30.654	-37,78	109.014	56.372	-48,29
VIET NAM	2.158	-	-	4.309	-	-
INDIA	1.517	576	-62,03	3.601	1.412	-60,78
SRI LANKA	8.000	-	-	28.130	-	-
SAUDI ARABIA	918.244	995.595	8,42	1.532.033	1.541.995	0,65
KUWAIT	184.387	-	-	269.510	-	-
JORDAN	1.449	2.016	39,15	1.586	2.750	73,44
OMAN	4.867	7.344	50,89	6.850	10.425	52,19
UNITED ARAB EMIRATES	40.634	94.986	133,76	58.399	114.227	95,60
QATAR	18.822	35.124	86,61	28.635	52.636	83,82
BAHRAIN	11.427	1.182	-89,66	19.359	2.493	-87,12
EGYPT	-	16.407	-	-	33.235	-

https://www.bps.go.id

TABEL 6. PERKEMBANGAN EKSPOR INDONESIA MENURUT KOMODITI DAN NEGARA TUJUAN
JANUARI - MARET 2021 DAN 2022

KOMODITI / NEGARA TUJUAN	BERAT BERSIH (KG)		PERUB	NILAI FOB (US $)		PERUB
	JAN-MAR 2021	JAN-MAR 2022	%	JAN-MAR 2021	JAN-MAR 2022	%
(1)	(2)	(3)	(4)	(5)	(6)	(7)
TANZANIA, UNITED REP. OF	-	78	-	-	280	-
GHANA	11.245	-	-	23.345	-	-
AUSTRALIA	138.729	108.554	-21,75	332.652	224.730	-32,44
NEW ZEALAND	4.066	2.549	-37,32	9.048	7.213	-20,28
NEW CALEDONIA	-	50	-	-	200	-
EAST TIMOR	74.642	116.844	56,54	82.138	206.552	151,47
UNITED STATES	43.227	23.125	-46,50	126.944	60.985	-51,96
CANADA	3.474	972	-72,03	17.764	1.854	-89,56
CHILE	163	-	-	446	-	-
ARUBA	-	1.471	-	-	2.391	-
UNITED KINGDOM	7.700	1.190	-84,55	10.310	746	-92,76
NETHERLANDS	55.269	32.471	-41,25	128.275	89.569	-30,17
FRANCE	10	-	-	98	-	-
BELGIUM	-	110	-	-	304	-
SWITZERLAND	294	-	-	1.197	-	-
NORWAY	4.466	-	-	8.460	-	-
SWEDEN	-	422	-	-	4.400	-
TEPUNG SEREALIA LAINNYA	**4.399.626**	**5.543.533**	**26,00**	**8.797.392**	**10.688.892**	**21,50**
JAPAN	155.168	235.232	51,60	49.124	75.914	54,54
HONG KONG	119.455	99.011	-17,11	108.451	97.536	-10,06
KOREA, REPUBLIC OF	-	10.822	-	-	27.302	-
TAIWAN	33.364	14.512	-56,51	34.666	16.548	-52,26
CHINA	744.338	828.584	11,32	1.690.630	2.841.082	68,05
PAPUA NEW GUINEA	-	36	-	-	380	-
THAILAND	50.760	26.018	-48,74	223.111	53.381	-76,07
SINGAPORE	858.001	690.541	-19,52	3.473.958	2.834.209	-18,42
PHILIPPINES	535.198	747.926	39,75	686.741	1.064.590	55,02
MALAYSIA	1.190.247	2.282.765	91,79	577.416	1.658.804	187,28
CAMBODIA	-	2.211	-	-	13.054	-
BRUNEI DARUSSALAM	42.212	19.598	-53,57	88.513	44.883	-49,29
VIET NAM	2.500	990	-60,40	15.250	1.825	-88,03
MALDIVES	4.047	700	-82,71	17.220	7.367	-57,22
PAKISTAN	-	750	-	-	1.110	-
IRAN (ISLAMIC REPUBLIC OF)	-	3.000	-	-	2.820	-
SAUDI ARABIA	5.412	570	-89,47	20.429	5.502	-73,07
YEMEN	-	19.600	-	-	20.660	-
OMAN	400	-	-	480	-	-
UNITED ARAB EMIRATES	3.759	24.102	541,11	6.679	15.710	135,21
QATAR	15	232	1.448,33	18	501	2.683,06
BAHRAIN	-	36	-	-	201	-
ALGERIA	2.650	-	-	2.989	-	-
MADAGASCAR	-	300	-	-	2.040	-
SEYCHELLES	1.857	-	-	15.228	-	-
AUSTRALIA	74.058	77.876	5,16	134.492	130.201	-3,19
NEW ZEALAND	120.553	72.360	-39,98	224.897	134.749	-40,08
NEW CALEDONIA	-	1.407	-	-	5.023	-
FIJI	306	-	-	1.272	-	-
KIRIBATI	-	2.310	-	-	8.608	-
SAMOA	-	6.930	-	-	10.033	-
EAST TIMOR	55.075	46.429	-15,70	67.888	70.073	3,22
UNITED STATES	101.234	52.491	-48,15	329.931	512.849	55,44
CANADA	-	12.442	-	-	65.733	-
SURINAME	13.940	-	-	36.427	-	-
CHILE	1.005	-	-	1.740	-	-
TRINIDAD AND TOBAGO	46.250	25.105	-45,72	211.098	129.039	-38,87
JAMAICA	57.686	61.085	5,89	282.844	326.526	15,44
BELIZE	-	12.442	-	-	64.212	-
UNITED KINGDOM	12.408	60.262	385,67	28.152	141.274	401,83
NETHERLANDS	155.704	96.028	-38,33	429.251	292.384	-31,88
FRANCE	24	-	-	7.522	-	-
SWEDEN	-	1.832	-	-	5.770	-
IRELAND	9.000	-	-	23.740	-	-
MALTA	3.000	-	-	7.235	-	-
RUSSIA FEDERATION	-	7.000	-	-	7.000	-
AGAR-AGAR	**204.436**	**233.995**	**14,46**	**2.941.000**	**3.584.685**	**21,89**
JAPAN	28.054	62.200	121,72	416.936	951.050	128,10
KOREA, REPUBLIC OF	2.300	-	-	46.027	-	-
TAIWAN	3.000	3.100	3,33	43.286	48.693	12,49
CHINA	50.000	5.000	-90,00	653.133	87.612	-86,59
THAILAND	1.500	1.500	0,00	23.890	24.605	2,99
MALAYSIA	1.586	7.911	398,67	23.787	145.698	512,51
BRUNEI DARUSSALAM	-	29	-	-	481	-
VIET NAM	-	1	-	-	10	-
MALDIVES	279	-	-	5.327	-	-
INDIA	10.000	24.325	143,25	171.800	429.910	150,24
SRI LANKA	1	-	-	3	-	-
TURKEY	-	5.000	-	-	79.744	-
EGYPT	12.000	-	-	242.753	-	-
EAST TIMOR	28	14	-48,57	601	250	-58,47
URUGUAY	2.500	1.000	-60,00	38.000	16.100	-57,63
NETHERLANDS	188	-	-	6.662	-	-
GERMANY, FED. REP. OF	2.000	2.000	0,00	28.132	28.339	0,74
ITALY	69.000	103.914	50,60	944.127	1.478.982	56,65

https://www.bps.go.id

TABEL 6. PERKEMBANGAN EKSPOR INDONESIA MENURUT KOMODITI DAN NEGARA TUJUAN
JANUARI - MARET 2021 DAN 2022

KOMODITI / NEGARA TUJUAN	BERAT BERSIH (KG)		PERUB	NILAI FOB (US $)		PERUB
	JAN-MAR 2021	JAN-MAR 2022	%	JAN-MAR 2021	JAN-MAR 2022	%
(1)	(2)	(3)	(4)	(5)	(6)	(7)
SPAIN	-	8.001	-	-	143.212	-
AZERBAIJAN	4.000	-	-	53.537	-	-
RUSSIA FEDERATION	18.000	10.000	-44,44	243.000	150.000	-38,27
PATI UBI KAYU	**103.941.725**	**3.023.336**	**-97,09**	**42.918.390**	**2.704.335**	**-93,70**
JAPAN	95.110	107.500	13,03	442.515	461.036	4,19
HONG KONG	6.825	4.812	-29,50	12.833	9.342	-27,20
KOREA, REPUBLIC OF	8.140	85	-98,96	32.623	64	-99,80
TAIWAN	4.708.160	1.779.352	-62,21	2.274.690	1.255.151	-44,82
CHINA	80.077.356	-	-	32.157.445	-	-
THAILAND	1.480	400	-72,96	1.388	471	-66,07
SINGAPORE	124.871	80.614	-35,44	95.493	40.931	-57,14
PHILIPPINES	2.258.000	273.000	-87,91	802.651	93.920	-88,30
MALAYSIA	4.350.812	238.940	-94,51	1.729.178	281.226	-83,74
BRUNEI DARUSSALAM	1.620	7.590	368,52	4.547	9.847	116,57
VIET NAM	11.401.000	-	-	4.634.242	-	-
SRI LANKA	197.000	86.820	-55,93	59.236	30.202	-49,01
SAUDI ARABIA	4.260	-	-	12.780	-	-
JORDAN	-	14.076	-	-	31.895	-
UNITED ARAB EMIRATES	-	1	-	-	20	-
EGYPT	2.500	-	-	1.000	-	-
AUSTRALIA	37.642	23.518	-37,52	181.204	109.288	-39,69
NEW ZEALAND	18.096	91	-99,50	9.256	369	-96,01
COOK ISLANDS	1.500	-	-	1.845	-	-
SOLOMON ISLANDS	2.236	-	-	7.330	-	-
EAST TIMOR	29.752	75.569	154,00	54.608	86.541	58,48
UNITED STATES	567.919	306.581	-46,02	268.669	170.190	-36,65
CANADA	-	5.562	-	-	49.330	-
UNITED KINGDOM	24.000	-	-	29.312	-	-
NETHERLANDS	9.627	9.126	-5,20	19.578	21.668	10,68
FRANCE	13.806	9.600	-30,47	85.791	52.100	-39,27
BELGIUM	-	100	-	-	743	-
SWITZERLAND	15	-	-	176	-	-
MAKANAN OLAHAN LAINNYA	**171.169.828**	**229.098.644**	**33,84**	**238.180.772**	**310.644.064**	**30,42**
JAPAN	6.883.546	7.036.730	2,23	4.291.947	5.484.990	27,80
HONG KONG	1.164.458	955.764	-17,92	3.589.029	2.785.565	-22,39
KOREA, REPUBLIC OF	1.434.782	1.979.234	37,95	1.665.703	2.473.123	48,47
TAIWAN	3.506.470	3.058.719	-12,77	5.766.348	6.104.771	5,87
CHINA	7.063.866	4.852.231	-31,31	8.284.088	9.630.266	16,25
MONGOLIA	-	25.000	-	-	47.500	-
MACAU	6.018	-	-	19.298	-	-
PAPUA NEW GUINEA	227.104	691.868	204,65	983.880	1.509.121	53,38
THAILAND	10.140.030	5.158.143	-49,13	15.163.802	10.802.757	-28,76
SINGAPORE	30.448.169	33.843.126	11,15	48.166.242	59.621.463	23,78
PHILIPPINES	17.461.552	23.224.299	33,00	21.228.503	27.956.907	31,70
MALAYSIA	13.932.892	14.438.493	3,63	19.171.104	22.997.497	19,96
MYANMAR	419.019	1.118.428	166,92	660.467	1.843.922	179,18
CAMBODIA	135.326	269.926	99,46	218.477	312.197	42,90
BRUNEI DARUSSALAM	50.032	179.652	259,08	131.596	403.268	206,45
NEPAL	24.192	22.986	-4,99	46.045	41.566	-9,73
VIET NAM	38.513.181	83.955.447	117,99	21.693.401	54.884.023	153,00
MALDIVES	49.376	38.953	-21,11	86.301	97.765	13,28
INDIA	784.713	3.444.985	339,01	1.152.396	4.967.534	331,06
PAKISTAN	543.079	512.115	-5,70	1.665.983	1.028.189	-38,28
BANGLADESH	317.566	1.683.370	430,08	478.864	2.322.013	384,90
SRI LANKA	178.421	15.357	-91,39	246.673	60.548	-75,45
AFGHANISTAN	52.400	65.917	25,80	163.084	144.405	-11,45
IRAQ	26.521	58.723	121,42	39.976	145.622	264,28
IRAN (ISLAMIC REPUBLIC OF)	175.389	141.000	-19,61	312.501	254.300	-18,62
SAUDI ARABIA	2.759.096	3.930.720	42,46	14.157.238	19.350.022	36,68
ISRAEL	-	13.620	-	-	25.294	-
KUWAIT	11.047	14.446	30,77	65.796	53.226	-19,10
JORDAN	-	238.991	-	-	829.427	-
LEBANON	42.266	180	-99,57	79.548	750	-99,06
PALESTINA	271	-	-	1.810	-	-
YEMEN	91.426	44.460	-51,37	216.090	102.705	-52,47
OMAN	5.390	2.459	-54,39	10.932	23.136	111,64
SYRIA ARAB REPUBLIC	1.046.118	-	-	3.824.528	-	-
TURKEY	1.827.732	1.420.724	-22,27	5.308.302	3.259.905	-38,59
UNITED ARAB EMIRATES	244.761	233.578	-4,57	411.602	508.433	23,53
QATAR	134.586	1.677	-98,75	158.521	9.982	-93,70
BAHRAIN	3.343	2.719	-18,67	4.403	11.950	171,39
CYPRUS	-	16.368	-	-	30.264	-
EGYPT	2.462.062	2.292.708	-6,88	5.831.705	4.646.644	-20,32
LIBYAN ARAB JAMAHIRIYA	9.229	13.166	42,66	131.510	143.813	9,36
MOROCCO	459.526	555.999	20,99	1.292.695	1.252.673	-3,10
TUNISIA	332	4.410	1.229,11	2.944	16.304	453,74
ALGERIA	948	-	-	8.280	-	-
SUDAN	479.647	591.260	23,27	1.496.694	1.828.316	22,16
ETHIOPIA	35.400	100.768	184,66	83.190	249.186	199,54
TANZANIA, UNITED REP. OF	13.598	67.976	399,91	24.987	149.441	498,07
MADAGASCAR	29.240	2.400	-91,79	37.072	10.350	-72,08
SOMALIA	87.239	115.853	32,80	390.897	669.617	71,30
KENYA	263.444	335.739	27,44	673.123	757.059	12,47

https://www.bps.go.id

TABEL 6. PERKEMBANGAN EKSPOR INDONESIA MENURUT KOMODITI DAN NEGARA TUJUAN
JANUARI - MARET 2021 DAN 2022

KOMODITI / NEGARA TUJUAN	BERAT BERSIH (KG)		PERUB	NILAI FOB (US $)		PERUB
	JAN-MAR 2021	JAN-MAR 2022	%	JAN-MAR 2021	JAN-MAR 2022	%
(1)	(2)	(3)	(4)	(5)	(6)	(7)
REUNION	39.888	39.888	0,00	49.029	53.184	8,47
TOGO	-	114.984	-	-	502.575	-
GHANA	329.725	85.162	-74,17	1.019.033	278.474	-72,67
LIBERIA	16.128	31.812	97,25	66.948	113.633	69,73
GUINEA	88.094	33.408	-62,08	68.849	10.163	-85,24
ANGOLA	12.000	-	-	46.800	-	-
NIGERIA	2.128.943	1.719.342	-19,24	10.611.728	8.434.028	-20,52
SIERRA LEONE	-	46.116	-	-	182.582	-
COTE D'IVOIRE	-	129.906	-	-	438.937	-
SENEGAL	608	22.920	3.669,74	959	90.725	9.365,31
GAMBIA	69.937	46.320	-33,77	205.450	183.635	-10,62
SEYCHELLES	2.437	23.874	879,66	5.618	67.734	1.105,62
UGANDA	-	1.291	-	-	2.130	-
SOUTH AFRICA	2.360	89.874	3.707,65	11.257	133.585	1.086,69
MAURITIUS	624	12.810	1.952,33	5.410	21.041	288,95
AUSTRALIA	2.414.966	1.477.953	-38,80	4.523.124	4.626.370	2,28
NEW ZEALAND	148.753	287.394	93,20	347.874	707.575	103,40
MICRONESIA, FED. STATES OF	-	260	-	-	461	-
GUAM	785	12.000	1.428,66	1.336	27.834	1.983,99
PALAU	-	486	-	-	1.989	-
NEW CALEDONIA	16.608	3.167	-80,93	26.366	9.097	-65,50
NORTHERN MARIANA ISLANDS	363	-	-	1.616	-	-
VANUATU	653	22.268	3.308,48	1.959	31.854	1.526,09
AMERICAN SAMOA	-	27.609	-	-	14.784	-
FIJI	80.195	170.701	112,86	184.433	243.410	31,98
KIRIBATI	18.963	7.672	-59,54	35.295	24.457	-30,71
SAMOA	22.520	18.319	-18,65	81.980	75.911	-7,40
SOLOMON ISLANDS	30.677	23.172	-24,46	111.605	84.113	-24,63
TONGA	14.638	9.823	-32,90	42.573	35.044	-17,69
TUVALU	360	-	-	1.108	-	-
EAST TIMOR	978.505	1.036.999	5,98	1.454.378	1.824.085	25,42
UNITED STATES	7.389.278	9.524.535	28,90	8.172.975	12.905.884	57,91
CANADA	236.500	293.799	24,23	388.864	518.060	33,22
MEXICO	22.000	22.000	0,00	31.900	31.902	0,01
PANAMA	25.659	39.262	53,01	97.220	97.470	0,26
SURINAME	-	26.000	-	-	43.740	-
CHILE	74	1.000	1.251,35	289	5.978	1.966,70
ARGENTINA	15.025	1	-99,99	30.170	1	-100,00
BRAZIL	60	37.886	63.042,67	680	285.990	41.931,94
COLOMBIA	2.000	13.500	575,00	1.700	99.600	5.758,82
ECUADOR	-	512	-	-	2.959	-
PERU	200	20.881	10.340,40	32.000	61.174	91,17
GUYANA	9.649	-	-	9.220	-	-
TRINIDAD AND TOBAGO	-	3.960	-	-	21.615	-
ARUBA	-	2.433	-	-	4.615	-
UNITED KINGDOM	311.422	849.328	172,73	498.821	1.383.257	177,31
NETHERLANDS	2.451.867	3.943.999	60,86	4.605.418	8.634.674	87,49
FRANCE	504.391	920.151	82,43	1.247.890	1.231.720	-1,30
GERMANY, FED. REP. OF	2.644.512	4.743.764	79,38	3.469.981	6.523.392	88,00
AUSTRIA	80.027	19.944	-75,08	94.622	26.592	-71,90
BELGIUM	163.400	162.642	-0,46	248.670	307.503	23,66
SWITZERLAND	2.251	-	-	13.635	-	-
DENMARK	0	19.974	39.947.900,00	4	34.382	916.740,00
NORWAY	85.282	129.583	51,95	129.096	218.222	69,04
SWEDEN	77.515	110.696	42,81	111.362	196.326	76,30
FINLAND	18.300	18.300	0,00	24.000	21.498	-10,43
IRELAND	-	20.000	-	-	29.000	-
ITALY	652.518	368.790	-43,48	950.067	778.158	-18,09
SPAIN	652.924	909.241	39,26	853.764	1.308.667	53,28
PORTUGAL	21.594	41.639	92,82	32.508	58.360	79,53
GREECE	168.742	19.944	-88,18	300.984	26.592	-91,16
HUNGARY	19.206	2.117	-88,98	42.810	98.868	130,95
POLAND	899.060	529.364	-41,12	1.098.004	718.188	-34,59
BULGARIA	25.680	-	-	29.960	-	-
ARMENIA	-	1	-	-	1.280	-
BELARUS	-	76.000	-	-	110.200	-
KAZAKHSTAN	8.651	3.145	-63,65	20.775	6.840	-67,08
UKRAINE	-	210	-	-	893	-
UZBEKISTAN	1.160	1.186	2,24	3.600	1.836	-49,00
LITHUANIA	108.000	22.274	-79,38	118.505	50.825	-57,11
LATVIA	1.290	500	-61,24	117.450	60.000	-48,91
CROATIA	781.682	843.151	7,86	1.458.308	1.741.476	19,42
MALTA	-	18.120	-	-	25.405	-
SLOVAKIA	-	5.000	-	-	45.929	-
SLOVENIA	500	56.160	11.132,00	4.065	90.229	2.119,66
CZECH REPUBLIC	250	20	-91,84	10.000	4.488	-55,12
RUSSIA FEDERATION	3.824.336	3.011.091	-21,27	5.576.501	4.758.444	-14,67
SERBIA	1.290	327	-74,65	12.652	4.618	-63,50
MINUMAN RINGAN	**19.509.339**	**25.158.877**	**28,96**	**13.000.487**	**15.946.049**	**22,66**
JAPAN	831	25.142	2.925,56	505	15.750	3.018,88
HONG KONG	2.093.075	1.322.089	-36,84	1.583.296	1.077.331	-31,96
KOREA, REPUBLIC OF	161.255	68.409	-57,58	113.102	51.536	-54,43
TAIWAN	414.879	366.435	-11,68	446.132	523.184	17,27
CHINA	601.293	1.401.230	133,04	500.374	1.088.386	117,51

https://www.bps.go.id

TABEL 6. PERKEMBANGAN EKSPOR INDONESIA MENURUT KOMODITI DAN NEGARA TUJUAN
JANUARI - MARET 2021 DAN 2022

KOMODITI / NEGARA TUJUAN	BERAT BERSIH (KG)		PERUB	NILAI FOB (US $)		PERUB
	JAN-MAR 2021	JAN-MAR 2022	%	JAN-MAR 2021	JAN-MAR 2022	%
(1)	(2)	(3)	(4)	(5)	(6)	(7)
MONGOLIA	18.720	18.720	0,00	20.520	20.520	0,00
PAPUA NEW GUINEA	40.766	22.692	-44,34	26.316	18.323	-30,37
THAILAND	20	929.006	4.682.391,94	184	776.381	422.330,58
SINGAPORE	2.418.424	2.671.399	10,46	1.883.528	1.730.429	-8,13
PHILIPPINES	947.227	1.546.376	63,25	410.629	890.985	116,98
MALAYSIA	2.337.108	1.844.963	-21,06	1.456.104	1.229.881	-15,54
MYANMAR	1.111.752	2.556.763	129,98	597.447	1.362.820	128,11
CAMBODIA	39.842	16.587	-58,37	17.322	10.627	-38,65
BRUNEI DARUSSALAM	1.164.733	732.147	-37,14	1.127.141	546.464	-51,52
VIET NAM	1.972.555	4.005.991	103,09	899.036	2.014.959	124,12
MALDIVES	106.831	102.286	-4,25	62.987	75.265	19,49
INDIA	48.536	86.954	79,15	51.958	101.465	95,28
IRAQ	9.792	-	-	12.000	-	-
SAUDI ARABIA	104.142	112.223	7,76	60.466	64.189	6,16
KUWAIT	14.037	31.982	127,85	7.331	17.759	142,23
JORDAN	22.932	13.702	-40,25	15.552	7.958	-48,83
OMAN	389.994	605.550	55,27	222.011	347.774	56,65
UNITED ARAB EMIRATES	471.311	567.067	20,32	257.962	353.715	37,12
QATAR	52.079	130.667	150,90	33.962	75.917	123,54
BAHRAIN	97.837	99.235	1,43	56.148	56.411	0,47
MADAGASCAR	15.140	-	-	5.700	-	-
KENYA	167.623	208.448	24,36	125.753	170.985	35,97
TOGO	168	124	-26,19	158	119	-24,75
GHANA	39.437	2.153	-94,54	293.854	8.782	-97,01
CONGO	18	24	33,33	21	21	-1,41
NIGERIA	43.880	39.814	-9,27	305.974	100.391	-67,19
SIERRA LEONE	9.153	18.960	107,14	8.816	18.686	111,96
COTE D'IVOIRE	39	2.064	5.192,31	70	686	877,21
SENEGAL	674	630	-6,53	364	285	-21,75
GAMBIA	-	36	-	-	21	-
UGANDA	1.800	22	-98,78	1.710	56	-96,73
MAYOTTE	-	3.800	-	-	1.720	-
AUSTRALIA	215.446	143.291	-33,49	207.781	140.873	-32,20
NEW ZEALAND	40	5.534	13.873,86	23	34.817	152.805,58
MICRONESIA, FED. STATES OF	8.316	15.858	90,69	8.103	6.070	-25,08
PALAU	15.416	9.444	-38,74	13.632	8.430	-38,16
NEW CALEDONIA		128	-	-	361	-
NORTHERN MARIANA ISLANDS	2.085	1.056	-49,36	7.535	964	-87,20
VANUATU	315	2.100	566,67	170	1.170	590,27
AMERICAN SAMOA	145.578	167.001	14,72	96.890	101.489	4,75
FIJI	1.200	490	-59,20	533	225	-57,67
KIRIBATI	4.675	180	-96,15	2.578	280	-89,14
MARSHALL ISLANDS	-	1.266	-	-	980	-
SAMOA	3.293	1.886	-42,72	8.885	1.171	-86,82
SOLOMON ISLANDS	87.685	51.024	-41,81	37.542	21.685	-42,24
TONGA	5.330	6.216	16,62	7.952	10.448	31,39
EAST TIMOR	3.339.130	4.902.031	46,81	1.516.693	2.619.876	72,74
UNITED STATES	645.878	201.718	-68,77	416.755	188.289	-54,82
CANADA	13.356	2.506	-81,24	10.505	2.811	-73,24
PANAMA	1.080	-	-	543	-	-
SURINAME	5.340	4.450	-16,67	4.396	3.663	-16,67
CHILE	3.893	-	-	7.819	-	-
GUYANA	2.080	-	-	1.550	-	-
NETHERLANDS	64.829	71.182	9,80	34.479	33.526	-2,76
FRANCE	18	-	-	127	-	-
BELGIUM	-	352	-	-	267	-
SWITZERLAND	55	-	-	148	-	-
NORWAY	24.000	-	-	8.400	-	-
SWEDEN	-	1.474	-	-	1.390	-
SPAIN	-	16.000	-	-	7.486	-
PORTUGAL	2.400	-	-	3.021	-	-
MINUMAN BERALKOHOL	**1.609.359**	**2.900.397**	**80,22**	**1.263.346**	**2.540.296**	**101,08**
JAPAN	25.563	19.322	-24,41	30.071	31.282	4,03
HONG KONG	-	44	-	-	1.947	-
KOREA, REPUBLIC OF	113.724	9.644	-91,52	75.816	10.799	-85,76
TAIWAN	13.860	59.872	331,98	4.675	27.343	484,83
CHINA	91.834	116	-99,87	68.449	2.607	-96,19
THAILAND	774.775	1.228.257	58,53	582.700	1.062.829	82,40
SINGAPORE	179.978	145.295	-19,27	137.958	109.304	-20,77
PHILIPPINES	18.464	-	-	18.266	-	-
MALAYSIA	178.328	1.002.476	462,15	149.008	775.430	420,39
VIET NAM	-	9.780	-	-	6.168	-
INDIA	-	2	-	-	4	-
KENYA	-	39.468	-	-	28.548	-
NIGERIA	72	-	-	138	-	-
AUSTRALIA	38.702	85.972	122,14	43.139	97.925	127,00
NEW ZEALAND	19.007	-	-	17.972	-	-
EAST TIMOR	2.964	68.663	2.216,55	2.294	67.322	2.835,27
UNITED STATES	16	-	-	149	-	-
NETHERLANDS	57.264	79.856	39,45	69.416	211.303	204,40
FRANCE	39	-	-	83	-	-
RUSSIA FEDERATION	94.770	151.632	60,00	63.211	107.484	70,04
AIR MINUM DAN AIR MINERAL	**24.038.028**	**30.500.804**	**26,89**	**3.297.962**	**3.613.951**	**9,58**

https://www.bps.go.id

TABEL 6. PERKEMBANGAN EKSPOR INDONESIA MENURUT KOMODITI DAN NEGARA TUJUAN
JANUARI - MARET 2021 DAN 2022

KOMODITI / NEGARA TUJUAN	BERAT BERSIH (KG)		PERUB	NILAI FOB (US $)		PERUB
	JAN-MAR 2021	JAN-MAR 2022	%	JAN-MAR 2021	JAN-MAR 2022	%
(1)	(2)	(3)	(4)	(5)	(6)	(7)
JAPAN	8	11	33,42	285	348	21,80
HONG KONG	81.685	4.725	-94,22	10.962	3.012	-72,52
KOREA, REPUBLIC OF	56	-	-	66	-	-
TAIWAN	10.668	-	-	13.747	-	-
CHINA	8.811	20	-99,77	1.108	0	-100,00
THAILAND	1	10.320	859.900,00	51	8.336	16.093,48
SINGAPORE	2.764.310	2.301.389	-16,75	768.400	640.511	-16,64
PHILIPPINES	12.453.563	13.704.916	10,05	1.379.887	998.932	-27,61
MALAYSIA	187	1.586	747,06	494	546	10,43
BRUNEI DARUSSALAM	601.351	148.181	-75,36	116.628	21.166	-81,85
GHANA	263	780	196,92	30	91	200,00
CENTRAL AFRICAN REPUBLIC	-	965	-	-	511	-
AUSTRALIA	4.896	4.868	-0,56	681	1.870	174,60
MICRONESIA, FED. STATES OF	67.292	73.138	8,69	10.265	11.430	11,34
NAURU	-	56.849	-	-	8.534	-
EAST TIMOR	8.025.335	14.144.695	76,25	985.953	1.892.067	91,90
UNITED STATES	-	1	-	-	26	-
CHILE	3.600	-	-	563	-	-
NETHERLANDS	16.000	48.000	200,00	8.800	26.400	200,00
FRANCE	1	-	-	41	-	-
ITALY	-	350	-	-	151	-
POLAND	-	10	-	-	21	-
ROKOK KRETEK	**23.695.179**	**21.727.055**	**-8,31**	**195.534.646**	**197.961.290**	**1,24**
JAPAN	28.549	441.039	1.444,87	617.991	4.779.743	673,43
HONG KONG	936.477	849.047	-9,34	8.540.196	8.377.202	-1,91
KOREA, REPUBLIC OF	7.072	105.765	1.395,49	106.639	1.164.519	992,02
TAIWAN	320.900	287.616	-10,37	3.203.196	2.655.215	-17,11
CHINA	269.741	282.000	4,54	4.283.751	4.957.532	15,73
PAPUA NEW GUINEA	-	4	-	-	10	-
THAILAND	843.437	723.181	-14,26	8.101.582	11.873.349	46,56
SINGAPORE	3.199.011	2.873.429	-10,18	16.951.758	17.258.227	1,81
PHILIPPINES	3.326.031	5.129.086	54,21	22.415.976	43.736.823	95,11
MALAYSIA	1.460.835	1.774.852	21,50	14.220.837	18.169.657	27,77
CAMBODIA	9.797.270	7.024.857	-28,30	66.050.931	47.362.731	-28,29
VIET NAM	1.981.527	1.173.700	-40,77	33.987.845	24.115.935	-29,05
MALDIVES	11.764	17.175	45,99	104.362	162.674	55,87
INDIA	17.846	44.168	147,50	148.522	385.021	159,23
PAKISTAN	0	-	-	1	-	-
BANGLADESH	-	0	-	-	22	-
YEMEN	15	-	-	282	-	-
TURKEY	-	1.486	-	-	22.203	-
UNITED ARAB EMIRATES	182.215	110.250	-39,49	2.016.114	701.790	-65,19
CYPRUS	280	280	0,00	4.100	4.100	0,00
SOMALIA	-	5	-	-	43	-
NIGERIA	-	3	-	-	23	-
COTE D'IVOIRE	-	1	-	-	20	-
SENEGAL	-	2	-	-	4	-
MAURITANIA	799	-	-	10.503	-	-
BENIN	-	2	-	-	4	-
SOUTH AFRICA	162	140	-13,60	2.091	1.835	-12,22
AUSTRALIA	469.165	485.278	3,43	7.378.303	7.580.981	2,75
NEW ZEALAND	53.330	39.971	-25,05	493.008	369.909	-24,97
MICRONESIA, FED. STATES OF	-	94	-	-	1.038	-
EAST TIMOR	461.452	250.582	-45,70	4.101.108	2.311.225	-43,64
UNITED STATES	2.343	-	-	36.000	-	-
CANADA	6	11	88,00	30	562	1.774,03
PANAMA	45.000	-	-	267.000	-	-
SURINAME	101.063	-	-	33.516	-	-
BRAZIL	129.826	111.745	-13,93	2.133.400	1.950.402	-8,58
BELIZE	45.000	-	-	267.000	-	-
NETHERLANDS	1	-	-	12	-	-
GERMANY, FED. REP. OF	1	845	145.572,41	36	13.092	36.545,33
AUSTRIA	14	-	-	60	-	-
SWITZERLAND	498	-	-	8.173	-	-
RUSSIA FEDERATION	3.553	441	-87,59	50.325	5.400	-89,27
TEMBAKAU OLAHAN	**5.578.437**	**9.985.738**	**79,01**	**51.960.481**	**72.028.617**	**38,62**
JAPAN	9.408	758	-91,95	198.144	19.270	-90,27
HONG KONG	287	96	-66,49	4.680	1.780	-61,97
KOREA, REPUBLIC OF	633.785	1.092.780	72,42	4.835.601	6.334.773	31,00
TAIWAN	8.647	37.237	330,63	53.987	251.211	365,32
CHINA	34.320	400	-98,83	800.736	6.800	-99,15
PAPUA NEW GUINEA	201.250	270.077	34,20	1.540.093	2.255.206	46,43
SINGAPORE	1.171.422	2.502.195	113,60	8.619.254	15.506.048	79,90
PHILIPPINES	128.841	174.093	35,12	2.146.640	2.551.462	18,86
MALAYSIA	143.341	151.571	5,74	1.245.321	1.205.005	-3,24
MYANMAR	12.390	-	-	76.075	-	-
CAMBODIA	-	44.680	-	-	283.092	-
VIET NAM	300.874	579.680	92,67	259.618	904.000	248,20
INDIA	53.202	79.460	49,35	542.005	649.106	19,76
PAKISTAN	7.200	14.560	102,22	63.216	65.894	4,24
BANGLADESH	46.057	36.370	-21,03	233.759	270.068	15,53
SRI LANKA	224.048	375.737	67,70	2.654.531	5.469.328	106,04
IRAQ	-	1.456	-	-	6.098	-

https://www.bps.go.id

TABEL 6. PERKEMBANGAN EKSPOR INDONESIA MENURUT KOMODITI DAN NEGARA TUJUAN
JANUARI - MARET 2021 DAN 2022

KOMODITI / NEGARA TUJUAN	BERAT BERSIH (KG)		PERUB	NILAI FOB (US $)		PERUB
	JAN-MAR 2021	JAN-MAR 2022	%	JAN-MAR 2021	JAN-MAR 2022	%
(1)	(2)	(3)	(4)	(5)	(6)	(7)
JORDAN	-	207.339	-	-	264.054	-
TURKEY	2.291	59.400	2.493,21	31.765	380.160	1.096,80
UNITED ARAB EMIRATES	180.180	158.400	-12,09	886.740	308.088	-65,26
EGYPT	114.840	19.344	-83,16	491.713	40.816	-91,70
NIGERIA	4.720	39.600	738,98	37.760	253.440	571,19
ZIMBABWE	19.800	-	-	93.654	-	-
AUSTRALIA	330.834	297.672	-10,02	5.704.016	5.566.053	-2,42
NEW ZEALAND	71.925	30.690	-57,33	1.194.702	561.615	-52,99
MICRONESIA, FED. STATES OF	-	145	-	-	2.461	-
FIJI	73.125	81.309	11,19	752.238	1.044.489	38,85
SAMOA	50.430	22.895	-54,60	396.145	150.150	-62,10
SOLOMON ISLANDS	88.694	45.198	-49,04	379.125	301.252	-20,54
UNITED STATES	357.899	611.536	70,87	3.092.422	2.111.478	-31,72
CANADA	16	0	-97,50	610	3	-99,46
HONDURAS	8.141	6.920	-15,00	335.962	307.404	-8,50
NICARAGUA	53.835	39.912	-25,86	534.210	257.310	-51,83
BRAZIL	10.003	9	-99,91	115.009	78	-99,93
DOMINICAN REPUBLIC	457.880	1.933.163	322,20	989.048	6.967.231	604,44
UNITED KINGDOM	-	1	-	-	4	-
NETHERLANDS	120.409	285.032	136,72	591.366	2.238.695	278,56
GERMANY, FED. REP. OF	95.020	209.430	120,41	3.563.127	8.038.029	125,59
BELGIUM	306.037	280.711	-8,28	7.005.837	6.500.346	-7,22
SWITZERLAND	1	2	210,77	25	184	634,69
DENMARK	-	39.600	-	-	109.098	-
SWEDEN	19.800	-	-	65.344	-	-
ITALY	152.363	-	-	998.573	-	-
SPAIN	10.502	-	-	325.604	-	-
PORTUGAL	608	-	-	10.940	-	-
POLAND	0	-	-	0	-	-
ROMANIA	25.924	-	-	277.943	-	-
BELARUS	-	216.000	-	-	416.880	-
UKRAINE	32.967	18.600	-43,58	545.754	119.040	-78,19
CZECH REPUBLIC	2.000	11.600	480,00	11.131	115.607	938,60
RUSSIA FEDERATION	13.122	10.081	-23,18	256.056	195.511	-23,65
ROKOK DAN CERUTU LAINNYA	**1.023.274**	**790.614**	**-22,74**	**21.541.609**	**15.912.660**	**-26,13**
JAPAN	488.823	304.666	-37,67	11.000.862	7.287.687	-33,75
HONG KONG	1.940	644	-66,81	153.695	20.809	-86,46
KOREA, REPUBLIC OF	2	20	920,41	532	900	69,17
TAIWAN	507	176	-65,22	15.468	5.122	-66,89
THAILAND	64	-	-	3.552	-	-
SINGAPORE	3.274	21.121	545,03	77.269	300.656	289,10
PHILIPPINES	45.825	14.100	-69,23	419.250	70.500	-83,18
MALAYSIA	1	-	-	13	-	-
TURKEY	1	-	-	40	-	-
UNITED ARAB EMIRATES	0	-	-	5	-	-
CYPRUS	-	89	-	-	3.400	-
KENYA	1	1	120,00	38	38	0,00
AUSTRALIA	4.391	1.436	-67,30	25.052	9.797	-60,90
NEW ZEALAND	344	-	-	1.243	-	-
UNITED STATES	160.378	109.213	-31,90	2.420.132	1.639.771	-32,24
CANADA	0	-	-	15	-	-
HONDURAS	9.268	-	-	75.722	-	-
BRAZIL	1	-	-	4	-	-
PERU	-	308	-	-	19.477	-
NETHERLANDS	10.124	17.049	68,40	420.804	658.078	56,39
GERMANY, FED. REP. OF	159.088	195.961	23,18	3.954.376	3.245.652	-17,92
AUSTRIA	43	75	74,79	1.421	2.223	56,44
BELGIUM	138.888	124.911	-10,06	2.961.666	2.619.019	-11,57
HUNGARY	53	-	-	1.610	-	-
POLAND	206	557	170,27	6.800	18.760	175,88
ROMANIA	-	223	-	-	8.500	-
CZECH REPUBLIC	53	65	21,54	2.040	2.271	11,32
BENANG PINTAL	**180.899.653**	**148.138.607**	**-18,11**	**420.455.511**	**484.951.122**	**15,34**
JAPAN	8.661.478	7.876.401	-9,06	24.954.248	29.451.048	18,02
HONG KONG	1.024.885	722.213	-29,53	3.675.589	4.011.496	9,14
KOREA, REPUBLIC OF	17.335.950	12.248.022	-29,35	42.527.596	37.686.669	-11,38
TAIWAN	894.826	978.302	9,33	2.070.470	3.058.382	47,71
CHINA	28.209.414	17.334.422	-38,55	72.882.626	66.814.004	-8,33
PAPUA NEW GUINEA	171	-	-	745	-	-
THAILAND	1.790.267	1.859.767	3,88	4.183.793	5.065.876	21,08
SINGAPORE	3.747	2.021	-46,07	37.162	26.892	-27,64
PHILIPPINES	833.765	1.393.937	67,19	1.793.627	4.925.877	174,63
MALAYSIA	1.673.814	1.709.057	2,11	3.789.793	4.877.297	28,70
MYANMAR	399.576	264.142	-33,89	977.944	682.750	-30,19
CAMBODIA	3.726	757	-79,69	20.318	4.508	-77,81
BRUNEI DARUSSALAM	106	-	-	91	-	-
VIET NAM	6.025.203	4.396.847	-27,03	18.580.863	17.142.724	-7,74
INDIA	17.572.225	4.870.351	-72,28	32.352.037	10.479.966	-67,61
PAKISTAN	2.816.362	1.531.755	-45,61	5.478.112	4.034.284	-26,36
BANGLADESH	8.402.594	14.778.643	75,88	27.023.287	58.384.867	116,05
SRI LANKA	411.838	649.609	57,73	1.278.660	2.738.660	114,18
IRAQ	-	10.050	-	-	19.603	-
IRAN (ISLAMIC REPUBLIC OF)	51.099	-	-	89.038	-	-

https://www.bps.go.id

TABEL 6. PERKEMBANGAN EKSPOR INDONESIA MENURUT KOMODITI DAN NEGARA TUJUAN
JANUARI - MARET 2021 DAN 2022

KOMODITI / NEGARA TUJUAN	BERAT BERSIH (KG)		PERUB	NILAI FOB (US $)		PERUB
	JAN-MAR 2021	JAN-MAR 2022	%	JAN-MAR 2021	JAN-MAR 2022	%
(1)	(2)	(3)	(4)	(5)	(6)	(7)
SAUDI ARABIA	169.589	-	-	199.118	-	-
ISRAEL	45.723	-	-	72.178	-	-
KUWAIT	944	-	-	2.222	-	-
JORDAN	1	673.519	48.108.405,71	1	1.896.722	270.960.120,00
YEMEN	342.393	62.306	-81,80	1.667.138	363.590	-78,19
OMAN	145.282	30.873	-78,75	803.398	176.385	-78,05
SYRIA ARAB REPUBLIC	310.671	24.494	-92,12	595.565	76.676	-87,13
TURKEY	9.558.881	12.830.929	34,23	20.474.748	34.238.637	67,22
UNITED ARAB EMIRATES	20.515	13.161	-35,85	49.921	59.568	19,33
QATAR	156	-	-	1.068	-	-
EGYPT	9.720.291	6.833.874	-29,69	21.651.965	20.766.449	-4,09
MOROCCO	1.339.836	1.630.279	21,68	2.564.926	6.234.154	143,05
TUNISIA	161.544	2	-100,00	292.448	425	-99,85
ETHIOPIA	374.827	348.658	-6,98	1.055.974	1.301.380	23,24
TANZANIA, UNITED REP. OF	-	17.741	-	-	15.080	-
MADAGASCAR	-	27.769	-	-	171.795	-
KENYA	926.261	1.062.108	14,67	2.629.883	4.029.478	53,22
GHANA	-	12.043	-	-	37.735	-
CONGO	2.200	2.100	-4,55	566	490	-13,43
NIGERIA	144.200	-	-	342.582	-	-
GABON	390	-	-	386	-	-
SENEGAL	1.000	-	-	895	-	-
DJIBOUTI	93.148	-	-	203.392	-	-
SOUTH AFRICA	437.910	327.264	-25,27	831.577	1.063.752	27,92
MAURITIUS	386.686	77.398	-79,98	1.066.911	365.501	-65,74
AUSTRALIA	290.663	159.275	-45,20	926.921	537.700	-41,99
NEW ZEALAND	1.266	-	-	14.493	-	-
FIJI	2.360	1.459	-38,19	14.408	9.849	-31,64
EAST TIMOR	11.141	16.950	52,14	13.917	14.251	2,40
UNITED STATES	7.326.065	5.183.984	-29,24	16.058.394	14.507.254	-9,66
CANADA	206.267	632.300	206,54	407.180	1.704.681	318,66
MEXICO	2.288.608	2.473.530	8,08	4.509.761	5.898.140	30,79
GUATEMALA	697.815	776.098	11,22	1.940.359	2.869.883	47,90
HONDURAS	4.407.828	11.830.213	168,39	11.151.240	49.840.261	346,95
CHILE	457.512	364.670	-20,29	1.054.376	1.268.316	20,29
VENEZUELA	23.043	560.074	2.330,57	52.905	1.734.539	3.178,57
ARGENTINA	2.703.866	1.510.476	-44,14	5.422.864	3.972.360	-26,75
BRAZIL	13.362.290	4.964.827	-62,84	25.399.651	10.882.633	-57,15
COLOMBIA	3.898.816	2.201.526	-43,53	7.888.923	5.986.916	-24,11
URUGUAY	375.454	409.899	9,17	873.502	1.084.736	24,18
PARAGUAY	161.024	-	-	337.151	-	-
ECUADOR	519.428	674.301	29,82	1.004.203	1.641.274	63,44
PERU	3.032.907	2.376.715	-21,64	6.117.978	8.722.376	42,57
TRINIDAD AND TOBAGO	17.758	-	-	28.412	-	-
DOMINICAN REPUBLIC	787.287	1.443.142	83,31	2.202.632	5.733.770	160,31
COSTA RICA	23.587	-	-	45.843	-	-
UNITED KINGDOM	644.096	530.525	-17,63	1.031.775	1.382.429	33,99
NETHERLANDS	357.160	593.614	66,20	794.995	2.301.351	189,48
FRANCE	18	-	-	85	-	-
GERMANY, FED. REP. OF	3.507.628	2.820.087	-19,60	7.817.897	8.355.807	6,88
BELGIUM	2.503.169	1.666.043	-33,44	4.812.460	4.221.514	-12,28
DENMARK	45.268	23.906	-47,19	86.462	53.330	-38,32
NORWAY	213	209	-1,97	1.933	1.803	-6,72
SWEDEN	8.538	16.447	92,63	14.321	59.588	316,10
FINLAND	42	210	405,34	544	1.481	172,38
IRELAND	-	21.622	-	-	52.202	-
ITALY	4.041.165	4.993.923	23,58	8.309.878	13.860.235	66,79
SPAIN	1.818.006	2.073.723	14,07	3.490.146	5.470.639	56,75
PORTUGAL	1.957.556	1.489.801	-23,89	4.849.909	4.678.068	-3,54
GREECE	152.564	128.003	-16,10	242.374	351.719	45,11
HUNGARY	74.577	66.490	-10,84	311.426	288.579	-7,34
POLAND	991.656	702.662	-29,14	2.022.797	2.119.330	4,77
ROMANIA	599.689	348.774	-41,84	1.247.297	966.221	-22,53
BULGARIA	-	16.700	-	-	15.051	-
ARMENIA	2	-	-	2	-	-
UKRAINE	124.987	63.017	-49,58	129.167	86.257	-33,22
UZBEKISTAN	24.603	-	-	65.024	-	-
LITHUANIA	62.711	81.705	30,29	144.916	70.269	-51,51
LATVIA	21.319	-	-	35.991	-	-
ESTONIA	107.149	66.449	-37,99	193.897	142.358	-26,58
GEORGIA	62.548	20.843	-66,68	56.293	23.136	-58,90
CROATIA	26.194	-	-	26.366	-	-
SLOVENIA	40.019	679.746	1.598,55	75.090	1.958.480	2.508,16
RUSSIA FEDERATION	2.840.297	1.553.855	-45,29	3.006.489	1.879.618	-37,48
KAIN TENUNAN	**27.688.047**	**30.553.567**	**10,35**	**154.243.709**	**183.231.667**	**18,79**
JAPAN	5.305.924	5.858.239	10,41	27.023.716	30.849.158	14,16
HONG KONG	59.854	92.909	55,23	500.176	995.397	99,01
KOREA, REPUBLIC OF	1.067.325	1.509.209	41,40	3.433.321	5.377.622	56,63
TAIWAN	202.019	106.767	-47,15	667.921	465.365	-30,33
CHINA	551.890	604.195	9,48	3.427.190	4.248.808	23,97
MACAU	2	-	-	138	-	-
PAPUA NEW GUINEA	60.448	35.278	-41,64	416.831	212.763	-48,96
THAILAND	1.001.062	1.099.425	9,83	3.656.620	5.373.275	46,95
SINGAPORE	161.685	181.554	12,29	1.581.477	1.266.804	-19,90

https://www.bps.go.id

TABEL 6. PERKEMBANGAN EKSPOR INDONESIA MENURUT KOMODITI DAN NEGARA TUJUAN
JANUARI - MARET 2021 DAN 2022

KOMODITI / NEGARA TUJUAN	BERAT BERSIH (KG)		PERUB	NILAI FOB (US $)		PERUB
	JAN-MAR 2021	JAN-MAR 2022	%	JAN-MAR 2021	JAN-MAR 2022	%
(1)	(2)	(3)	(4)	(5)	(6)	(7)
PHILIPPINES	937.220	558.460	-40,41	5.881.071	2.745.812	-53,31
MALAYSIA	5.361.800	4.664.546	-13,00	15.821.125	14.091.468	-10,93
MYANMAR	145.694	156.388	7,34	1.449.320	1.542.214	6,41
CAMBODIA	32.299	51.649	59,91	442.154	600.295	35,77
BRUNEI DARUSSALAM	16.163	26.897	66,41	183.206	199.319	8,80
LAO PEOPLE'S DEM. REP.	12.327	35.185	185,42	183.784	372.057	102,44
NEPAL	3.302	8.992	172,30	14.158	26.114	84,45
VIET NAM	520.920	555.116	6,56	4.444.982	5.350.588	20,37
MALDIVES	29.530	6.205	-78,99	140.470	53.139	-62,17
INDIA	450.993	651.066	44,36	3.985.840	5.947.383	49,21
PAKISTAN	72.319	35.061	-51,52	121.269	167.548	38,16
BANGLADESH	576.865	607.160	5,25	2.954.328	3.757.746	27,19
SRI LANKA	274.359	171.919	-37,34	1.333.236	884.677	-33,64
IRAQ	20.775	39.439	89,84	122.071	276.900	126,84
IRAN (ISLAMIC REPUBLIC OF)	149.948	94.706	-36,84	1.316.047	755.431	-42,60
SAUDI ARABIA	1.642.332	1.912.573	16,45	11.238.620	13.159.143	17,09
ISRAEL	52.291	30.102	-42,43	214.727	164.142	-23,56
KUWAIT	70.101	233.860	233,60	596.610	1.981.324	232,10
JORDAN	19.691	116	-99,41	15.067	1.331	-91,17
LEBANON	23.403	149.984	540,88	153.556	800.144	421,08
YEMEN	249.057	83.562	-66,45	1.371.871	546.982	-60,13
OMAN	113.411	72.831	-35,78	938.181	670.509	-28,53
TURKEY	592.750	828.072	39,70	2.496.745	4.147.445	66,11
UNITED ARAB EMIRATES	2.515.248	3.605.527	43,35	21.596.079	30.707.785	42,19
QATAR	204.652	113.864	-44,36	1.910.937	1.056.730	-44,70
BAHRAIN	13.439	6.473	-51,83	119.199	51.160	-57,08
CYPRUS	531	1.933	263,94	5.666	18.843	232,58
EGYPT	225.573	185.654	-17,70	1.976.179	1.654.377	-16,28
LIBYAN ARAB JAMAHIRIYA	6.990	-	-	65.610	-	-
MOROCCO	11.552	10.379	-10,16	152.347	125.671	-17,51
TUNISIA	18.704	7	-99,97	158.208	51	-99,97
SUDAN	114.075	39.006	-65,81	816.617	331.188	-59,44
ETHIOPIA	12.542	-	-	69.000	-	-
TANZANIA, UNITED REP. OF	198.407	358.931	80,91	1.248.429	2.161.728	73,16
MADAGASCAR	120.007	136.901	14,08	824.663	1.015.079	23,09
SOMALIA	203.058	281.112	38,44	1.821.629	2.211.506	21,40
KENYA	206.320	233.327	13,09	1.552.182	1.759.730	13,37
REUNION	30	-	-	119	-	-
MOZAMBIQUE	-	190	-	-	19	-
TOGO	26.196	27.763	5,98	116.486	151.340	29,92
GHANA	81.485	34.614	-57,52	359.922	180.092	-49,96
NIGERIA	727	548	-24,62	8.452	6.630	-21,55
DJIBOUTI	23.397	7.265	-68,95	122.885	10.800	-91,21
SOUTH AFRICA	56.498	67.703	19,83	357.310	479.563	34,22
ZIMBABWE	32.887	-	-	39.669	-	-
MAURITIUS	4.309	1.969	-54,30	27.749	21.708	-21,77
AUSTRALIA	357.934	381.065	6,46	2.523.661	2.296.202	-9,01
NEW ZEALAND	64.144	68.242	6,39	409.710	374.593	-8,57
MICRONESIA, FED. STATES OF	4.047	5.694	40,69	52.712	84.036	59,42
NEW CALEDONIA	386	940	143,52	5.013	9.738	94,26
FIJI	33.825	63.816	88,66	347.107	764.001	120,11
EAST TIMOR	16.174	15.573	-3,71	37.297	46.993	26,00
UNITED STATES	1.306.874	2.265.457	73,35	9.915.376	14.798.427	49,25
CANADA	111.090	85.389	-23,14	978.046	694.261	-29,02
MEXICO	40.048	88.631	121,31	346.446	953.446	175,21
GUATEMALA	-	41.368	-	-	167.323	-
PANAMA	21.180	48.815	130,47	142.345	308.959	117,05
SURINAME	26.350	2.102	-92,02	44.450	14.994	-66,27
CHILE	22.319	29.067	30,23	44.243	184.446	316,89
ARGENTINA	-	34.945	-	-	235.689	-
BRAZIL	82.010	41.269	-49,68	487.273	464.104	-4,75
COLOMBIA	45.766	47.071	2,85	317.390	378.182	19,15
ECUADOR	1.613	20.457	1.168,43	16.491	149.281	805,22
PERU	9.760	11.486	17,69	52.765	65.019	23,22
TRINIDAD AND TOBAGO	-	24.178	-	-	81.029	-
PUERTO RICO	9.389	11.026	17,43	52.509	74.825	42,50
DOMINICAN REPUBLIC	-	17.752	-	-	173.454	-
COSTA RICA	7.355	14.854	101,97	38.997	82.275	110,98
FRENCH POLYNESIA	4.767	3.450	-27,61	55.229	40.505	-26,66
GUADELOUPE	-	4	-	-	356	-
VIRGIN ISLANDS (BRITISH)	106	-	-	1.686	-	-
UNITED KINGDOM	167.148	239.025	43,00	1.378.023	1.982.804	43,89
NETHERLANDS	390.099	521.462	33,67	2.381.806	3.371.829	41,57
FRANCE	8.554	15.634	82,78	77.827	119.528	53,58
GERMANY, FED. REP. OF	55.031	134.303	144,05	306.390	941.982	207,44
BELGIUM	232.409	4.578	-98,03	615.302	40.441	-93,43
SWITZERLAND	452	110	-75,56	9.561	2.243	-76,54
DENMARK	17.004	923	-94,57	204.716	18.137	-91,14
NORWAY	42	-	-	495	-	-
SWEDEN	223	0	-99,84	306	3	-99,02
ITALY	86.594	286.086	230,38	525.610	1.654.986	214,87
SPAIN	127.669	175.225	37,25	572.192	1.468.018	156,56
PORTUGAL	293.926	12.188	-95,85	1.164.134	59.913	-94,85
GREECE	31.233	85.884	174,98	224.034	674.120	200,90
HUNGARY	29.887	28.844	-3,49	373.415	415.210	11,19

https://www.bps.go.id

TABEL 6. PERKEMBANGAN EKSPOR INDONESIA MENURUT KOMODITI DAN NEGARA TUJUAN
JANUARI - MARET 2021 DAN 2022

KOMODITI / NEGARA TUJUAN	BERAT BERSIH (KG)		PERUB	NILAI FOB (US $)		PERUB
	JAN-MAR 2021	JAN-MAR 2022	%	JAN-MAR 2021	JAN-MAR 2022	%
(1)	(2)	(3)	(4)	(5)	(6)	(7)
ROMANIA	6.579	1.897	-71,17	14.789	14.369	-2,84
BULGARIA	6.337	532	-91,61	43.393	6.938	-84,01
ALBANIA	7.501	-	-	39.729	-	-
UKRAINE	10.065	5.896	-41,42	107.412	67.657	-37,01
LITHUANIA	102.108	10	-99,99	134.871	225	-99,83
LATVIA	-	6.627	-	-	48.017	-
ESTONIA	-	423	-	-	4.723	-
CROATIA	22	4.994	22.602,23	357	54.324	15.106,25
MALTA	3	-	-	307	-	-
SLOVENIA	27.235	108.337	297,79	213.193	649.520	204,66
RUSSIA FEDERATION	68.407	23.310	-65,92	511.939	219.639	-57,10
SERAT STAPEL BUATAN	**155.308.814**	**166.076.805**	**6,93**	**214.390.299**	**283.030.028**	**32,02**
JAPAN	4.812.142	4.603.779	-4,33	6.979.723	8.114.314	16,26
HONG KONG	-	48	-	-	1.008	-
KOREA, REPUBLIC OF	684.728	421.693	-38,41	1.087.046	671.075	-38,27
TAIWAN	3.704.132	2.885.449	-22,10	5.235.720	5.173.794	-1,18
CHINA	7.739.845	10.175.966	31,48	12.171.667	22.410.740	84,12
THAILAND	2.562.051	1.683.046	-34,31	4.107.348	2.614.708	-36,34
SINGAPORE	5	61	1.139,80	75	193	157,78
PHILIPPINES	259.632	264.879	2,02	268.687	268.395	-0,11
MALAYSIA	1.222.173	4.279.378	250,15	1.453.216	6.933.163	377,09
VIET NAM	8.570.318	9.586.590	11,86	10.537.088	12.237.630	16,14
INDIA	10.312.464	8.293.170	-19,58	14.700.935	13.351.426	-9,18
PAKISTAN	26.351.935	31.759.263	20,52	39.308.755	54.596.010	38,89
BANGLADESH	23.059.114	26.997.068	17,08	31.943.116	45.123.015	41,26
SRI LANKA	447.734	-	-	437.333	-	-
SAUDI ARABIA	228.026	113.086	-50,41	196.003	137.427	-29,89
ISRAEL	1.582.490	2.494.411	57,63	2.222.311	4.582.272	106,19
KUWAIT	-	21.475	-	-	27.842	-
JORDAN	46.572	74.284	59,50	49.325	68.341	38,55
OMAN	20.500	216	-98,95	25.054	7.200	-71,26
TURKEY	25.399.989	23.747.660	-6,51	39.456.954	48.475.343	22,86
UNITED ARAB EMIRATES	985.078	3.067.418	211,39	1.268.304	5.174.174	307,96
BAHRAIN	12.000	-	-	11.210	-	-
EGYPT	357.624	214.802	-39,94	472.059	413.570	-12,39
MOROCCO	441.276	462.305	4,77	616.461	741.987	20,36
TUNISIA	50.200	-	-	50.657	-	-
ALGERIA	25.000	25.000	0,00	46.250	73.791	59,55
KENYA	94.552	73.956	-21,78	168.482	147.002	-12,75
TOGO	21.000	21.039	0,19	22.050	26.930	22,13
GHANA	-	21.291	-	-	24.910	-
SOUTH AFRICA	30.465	-	-	70.669	-	-
MAURITIUS	95.273	170.262	78,71	147.756	347.248	135,01
AUSTRALIA	1.144.643	1.037.050	-9,40	1.083.730	1.248.837	15,24
NEW ZEALAND	59.233	81.362	37,36	60.361	86.736	43,69
UNITED STATES	11.542.885	15.257.709	32,18	12.024.348	22.327.470	85,69
CANADA	90.933	-	-	72.073	-	-
MEXICO	964.616	1.095.857	13,61	1.669.570	1.389.491	-16,78
GUATEMALA	91.330	-	-	97.264	-	-
VENEZUELA	-	42.748	-	-	50.423	-
ARGENTINA	519.390	-	-	532.398	-	-
BRAZIL	4.088.399	2.966.159	-27,45	5.705.288	5.971.977	4,67
COLOMBIA	609.074	1.718.907	182,22	632.231	2.058.536	225,60
ECUADOR	43.151	164.644	281,55	38.750	208.080	436,98
PERU	817.147	117.442	-85,63	966.716	216.706	-77,58
JAMAICA	20.720	20.308	-1,99	21.963	25.385	15,58
DOMINICAN REPUBLIC	22.000	-	-	20.240	-	-
EL SALVADOR	135.000	643.000	376,30	213.495	1.028.530	381,76
COSTA RICA	21.414	100.000	366,98	17.559	130.768	644,71
UNITED KINGDOM	2.477.415	2.595.694	4,77	2.190.056	2.447.644	11,76
NETHERLANDS	144.005	128.441	-10,81	138.623	215.899	55,75
FRANCE	111.800	131.600	17,71	202.134	227.128	12,36
GERMANY, FED. REP. OF	2.966.836	2.632.441	-11,27	2.905.572	4.789.982	64,86
AUSTRIA	-	1.143	-	-	956	-
BELGIUM	1.632.130	1.248.300	-23,52	1.683.834	1.655.900	-1,66
FINLAND	596.600	24.100	-95,96	967.736	45.003	-95,35
IRELAND	-	97.509	-	-	124.028	-
ITALY	695.845	646.592	-7,08	828.533	835.517	0,84
SPAIN	3.000.583	1.175.638	-60,82	3.769.074	1.461.272	-61,23
PORTUGAL	558.366	42.578	-92,37	412.187	50.878	-87,66
GREECE	71.400	71.400	0,00	61.135	62.031	1,47
POLAND	1.232.497	836.704	-32,11	1.137.650	1.077.447	-5,29
ROMANIA	43.021	-	-	35.277	-	-
BULGARIA	390.026	307.648	-21,12	284.022	274.733	-3,27
UZBEKISTAN	-	25.000	-	-	49.500	-
LITHUANIA	88.000	48.108	-45,33	74.800	85.633	14,48
LATVIA	192.284	-	-	333.260	-	-
CZECH REPUBLIC	70	-	-	7.563	-	-
RUSSIA FEDERATION	1.821.686	1.361.127	-25,28	3.148.602	3.140.034	-0,27
SERAT/BENANG/STRIP FILAMEN BUATAN	**48.751.201**	**43.511.827**	**-10,75**	**84.252.385**	**96.092.342**	**14,05**
JAPAN	3.906.335	4.740.298	21,35	9.484.810	12.467.939	31,45
HONG KONG	43.386	23.830	-45,08	244.632	141.010	-42,36
KOREA, REPUBLIC OF	924.264	1.199.392	29,77	1.811.611	2.437.485	34,55

https://www.bps.go.id

TABEL 6. PERKEMBANGAN EKSPOR INDONESIA MENURUT KOMODITI DAN NEGARA TUJUAN
JANUARI - MARET 2021 DAN 2022

KOMODITI / NEGARA TUJUAN	BERAT BERSIH (KG)		PERUB	NILAI FOB (US $)		PERUB
	JAN-MAR 2021	JAN-MAR 2022	%	JAN-MAR 2021	JAN-MAR 2022	%
(1)	(2)	(3)	(4)	(5)	(6)	(7)
TAIWAN	482.054	176.030	-63,48	1.619.658	777.314	-52,01
CHINA	383.553	356.939	-6,94	1.205.802	1.450.791	20,32
THAILAND	5.670.464	5.107.178	-9,93	11.208.877	16.041.080	43,11
SINGAPORE	6.819	5.670	-16,85	112.748	62.217	-44,82
PHILIPPINES	66.866	2	-100,00	185.677	50	-99,97
MALAYSIA	241.663	263.385	8,99	687.608	655.184	-4,72
MYANMAR	23.407	215.630	821,22	93.281	1.080.022	1.057,82
CAMBODIA	18	-	-	129	-	-
BRUNEI DARUSSALAM	55	-	-	39	-	-
VIET NAM	3.721.318	2.628.400	-29,37	8.041.259	8.797.434	9,40
INDIA	9.949.656	6.228.612	-37,40	14.251.674	10.441.306	-26,74
PAKISTAN	668.485	651.953	-2,47	1.230.512	875.483	-28,85
BANGLADESH	1.199.345	1.388.942	15,81	2.147.766	2.806.072	30,65
SRI LANKA	3.664	35.012	855,54	26.866	115.740	330,80
SAUDI ARABIA	-	1.203	-	-	22.794	-
ISRAEL	633	115	-81,81	1.012	5.123	406,18
KUWAIT	-	1.364	-	-	18.323	-
JORDAN	99.917	-	-	131.220	-	-
TURKEY	3.084.289	2.189.302	-29,02	4.362.800	3.909.019	-10,40
UNITED ARAB EMIRATES	93.882	29.727	-68,34	199.173	166.993	-16,16
EGYPT	1.466.299	1.175.880	-19,81	1.737.151	1.855.448	6,81
MOROCCO	194.983	194.907	-0,04	283.133	357.286	26,19
TUNISIA	329.770	516.694	56,68	539.463	1.057.722	96,07
ALGERIA	97.905	-	-	194.602	-	-
TANZANIA, UNITED REP. OF	67.176	-	-	81.375	-	-
KENYA	219.400	-	-	278.193	-	-
MOZAMBIQUE	21.072	-	-	26.607	-	-
SENEGAL	-	10	-	-	58	-
MAURITANIA	-	3.895	-	-	21.650	-
SWAZILAND	46.972	25.839	-44,99	82.043	55.149	-32,78
SOUTH AFRICA	394.187	283.427	-28,10	721.997	587.218	-18,67
MAURITIUS	-	23	-	-	1.811	-
AUSTRALIA	94.964	71.211	-25,01	213.874	150.464	-29,65
NEW ZEALAND	3.748	23.520	527,62	6.824	46.996	588,64
FIJI	218	-	-	2.254	-	-
EAST TIMOR	-	40	-	-	13	-
UNITED STATES	6.084.345	6.951.766	14,26	8.345.039	12.616.083	51,18
CANADA	722.989	318.020	-56,01	977.093	508.145	-47,99
MEXICO	1.102.309	987.722	-10,40	1.764.477	1.940.839	10,00
CHILE	29.640	24.480	-17,41	54.290	41.126	-24,25
VENEZUELA	9.090	8.976	-1,25	12.907	14.909	15,51
ARGENTINA	808.814	1.552.989	92,01	1.225.979	2.514.356	105,09
BRAZIL	1.552.843	631.659	-59,32	2.587.995	1.518.244	-41,34
COLOMBIA	70.408	22.704	-67,75	113.954	42.002	-63,14
BOLIVIA	23.000	22.704	-1,29	34.946	36.198	3,58
ECUADOR	65.880	121.087	83,80	97.911	224.486	129,28
PERU	44.030	36.177	-17,84	120.502	134.881	11,93
BAHAMAS	25.200	-	-	25.983	-	-
EL SALVADOR	120	-	-	278	-	-
UNITED KINGDOM	120.407	385.270	219,97	220.317	748.473	239,73
NETHERLANDS	272.949	539.087	97,50	413.420	937.589	126,79
FRANCE	73.750	20.259	-72,53	113.353	71.387	-37,02
GERMANY, FED. REP. OF	1.288.873	1.114.335	-13,54	2.170.409	2.174.442	0,19
BELGIUM	487.302	447.613	-8,14	692.316	816.571	17,95
DENMARK	177.792	153.040	-13,92	299.129	311.571	4,16
NORWAY	-	625	-	-	4.827	-
SWEDEN	6.654	-	-	117.963	-	-
FINLAND	16.464	16.464	0,00	31.331	31.787	1,46
ITALY	1.302.486	1.310.095	0,58	2.034.142	2.444.617	20,18
SPAIN	239.460	374.323	56,32	383.517	709.576	85,02
PORTUGAL	244.926	357.145	45,82	349.602	587.088	67,93
GREECE	22.660	-	-	26.133	-	-
HUNGARY	14.402	26.009	80,60	132.743	216.908	63,40
POLAND	460	532	15,60	13.127	7.921	-39,66
ROMANIA	107.385	164.109	52,82	170.500	331.936	94,68
BULGARIA	246.992	320.731	29,85	348.666	527.810	51,38
LATVIA	147	445	202,38	10.090	9.746	-3,41
SLOVENIA	-	40.213	-	-	75.431	-
CZECH REPUBLIC	421	818	94,09	3.848	14.411	274,50
RUSSIA FEDERATION	82.240	24.003	-70,81	145.754	73.790	-49,37
KAIN RAJUTAN	**5.442.013**	**5.225.391**	**-3,98**	**30.960.269**	**34.810.795**	**12,44**
JAPAN	190.327	194.320	2,10	1.075.154	1.257.490	16,96
HONG KONG	51.836	38.140	-26,42	479.841	338.270	-29,50
KOREA, REPUBLIC OF	237.263	105.827	-55,40	914.083	499.910	-45,31
TAIWAN	26.144	18.784	-28,15	140.089	79.332	-43,37
CHINA	125.937	60.919	-51,63	1.174.223	613.056	-47,79
THAILAND	208.520	290.699	39,41	1.493.850	2.038.448	36,46
SINGAPORE	110.540	45.211	-59,10	999.065	216.057	-78,37
PHILIPPINES	192.999	188.238	-2,47	1.040.227	1.293.967	24,39
MALAYSIA	144.756	111.962	-22,65	633.208	519.127	-18,02
MYANMAR	14.457	25.495	76,35	147.028	195.995	33,30
CAMBODIA	210.741	88.567	-57,97	1.164.766	702.306	-39,70
BRUNEI DARUSSALAM	149	99	-33,56	181	135	-25,41
LAO PEOPLE'S DEM. REP.	293	2.964	910,81	3.698	43.605	1.079,03

https://www.bps.go.id

TABEL 6. PERKEMBANGAN EKSPOR INDONESIA MENURUT KOMODITI DAN NEGARA TUJUAN
JANUARI - MARET 2021 DAN 2022

KOMODITI / NEGARA TUJUAN	BERAT BERSIH (KG)		PERUB	NILAI FOB (US $)		PERUB
	JAN-MAR 2021	JAN-MAR 2022	%	JAN-MAR 2021	JAN-MAR 2022	%
(1)	(2)	(3)	(4)	(5)	(6)	(7)
VIET NAM	1.994.746	1.287.666	-35,45	9.968.609	11.030.487	10,65
MALDIVES	645	1.410	118,64	2.225	7.429	233,88
INDIA	134.217	269.940	101,12	240.409	574.506	138,97
PAKISTAN	2.390	2.637	10,31	17.378	19.326	11,21
BANGLADESH	119.509	177.593	48,60	723.767	1.242.065	71,61
SRI LANKA	48.258	173.343	259,20	337.724	2.107.391	524,00
JORDAN	490.961	290.689	-40,79	3.883.415	2.973.599	-23,43
UNITED ARAB EMIRATES	2.781	5.426	95,12	14.164	49.741	251,19
EGYPT	28.378	34.972	23,23	34.054	271.531	697,35
TUNISIA	-	19	-	-	644	-
ETHIOPIA	-	63.937	-	-	501.083	-
SIERRA LEONE	1	-	-	0	-	-
SOUTH AFRICA	10.755	10.840	0,78	29.328	64.019	118,29
MAURITIUS	1.649	901	-45,33	14.720	9.134	-37,95
AUSTRALIA	60.326	73.754	22,26	444.411	416.278	-6,33
NEW ZEALAND	39.716	19.724	-50,34	353.334	164.531	-53,43
FIJI	-	715	-	-	2.866	-
EAST TIMOR	614	1.666	171,42	3.072	4.849	57,81
UNITED STATES	170.713	61.550	-63,95	1.153.947	333.217	-71,12
CANADA	24	5.552	23.246,51	1.156	4.934	326,82
MEXICO	1.477	83.868	5.579,50	7.343	347.140	4.627,29
HONDURAS	43.102	44.774	3,88	673.145	775.910	15,27
BRAZIL	2.945	1.007	-65,81	20.026	4.931	-75,38
COLOMBIA	-	194	-	-	3.295	-
DOMINICAN REPUBLIC	83	-	-	140	-	-
EL SALVADOR	-	30.291	-	-	473.227	-
HAITI	101.762	-	-	492.100	-	-
FRENCH POLYNESIA	687	-	-	9.865	-	-
VIRGIN ISLANDS (BRITISH)	-	4	-	-	9	-
UNITED KINGDOM	2.436	3	-99,86	15.795	5	-99,97
NETHERLANDS	112.708	129.719	15,09	315.014	376.501	19,52
FRANCE	367	40.715	10.997,15	25.098	137.928	449,57
GERMANY, FED. REP. OF	46	150	225,50	102	5.889	5.670,51
BELGIUM	85.906	86.513	0,71	378.468	293.743	-22,39
SWITZERLAND	2	1	-66,67	3	1	-66,67
DENMARK	7.146	-	-	14.161	-	-
SWEDEN		206	-	-	3.088	-
ITALY	228.816	850.913	271,88	1.294.931	3.616.856	179,31
SPAIN	1.742	186	-89,34	16.379	6.750	-58,79
PORTUGAL	3	37.217	1.127.681,82	21	174.292	816.063,01
GREECE	172.971	-	-	926.615	-	-
HUNGARY	660	-	-	5.577	-	-
ROMANIA	10.921	-	-	25.289	-	-
SLOVAKIA	-	43	-	-	758	-
SLOVENIA	48.590	266.030	447,50	253.072	1.015.145	301,13
KAIN SULAMAN/BORDIR	**53.222**	**36.905**	**-30,66**	**614.887**	**688.338**	**11,95**
JAPAN	202	142	-29,46	10.950	7.777	-28,98
HONG KONG	273	19	-92,87	13.746	2.957	-78,49
KOREA, REPUBLIC OF	0	3	760,00	7	1.032	15.536,36
CHINA	11	7	-39,09	164	125.991	76.513,50
THAILAND	22.662	19.364	-14,55	176.465	152.275	-13,71
SINGAPORE	756	82	-89,18	8.492	7.495	-11,74
PHILIPPINES	-	1	-	-	73	-
MALAYSIA	1.737	4.135	138,02	73.942	143.570	94,17
CAMBODIA	283	-	-	10.499	-	-
VIET NAM	-	9	-	-	37	-
INDIA	2.741	1.362	-50,31	48.296	28.519	-40,95
BANGLADESH	5.742	871	-84,82	102.522	24.603	-76,00
SRI LANKA	67	-	-	2.111	-	-
UNITED ARAB EMIRATES	8.647	3.987	-53,89	83.166	43.923	-47,19
SOUTH AFRICA	-	94	-	-	5.241	-
AUSTRALIA	316	87	-72,61	5.272	4.799	-8,96
NEW ZEALAND	-	23	-	-	1.061	-
EAST TIMOR	807	1.219	51,11	175	1.058	505,49
UNITED STATES	401	424	5,82	13.042	30.860	136,63
CANADA	1.932	1.177	-39,06	15.007	10.733	-28,48
CHILE	1.445	2.133	47,58	34.072	49.919	46,51
UNITED KINGDOM	101	38	-63,00	4.699	1.654	-64,80
NETHERLANDS	4.602	-	-	4.759	-	-
FRANCE	49	840	1.617,36	731	29.688	3.962,41
PORTUGAL	28	134	376,79	1.554	5.732	268,80
ROMANIA	-	755	-	-	9.338	-
BELARUS	420	-	-	5.217	-	-
SERAT TEKSTIL	**15.602.067**	**19.574.020**	**25,46**	**10.157.631**	**12.329.662**	**21,38**
JAPAN	2.505.879	3.739.168	49,22	1.012.884	1.088.549	7,47
HONG KONG	127	301	137,01	7.161	137	-98,08
KOREA, REPUBLIC OF	1.097.527	2.101.275	91,46	295.602	398.457	34,79
TAIWAN	49.112	1.316.152	2.579,87	170.262	1.860.489	992,72
CHINA	6.814.532	7.753.561	13,78	1.739.728	1.967.622	13,10
PAPUA NEW GUINEA	10	-	-	109	-	-
THAILAND	938.035	416.110	-55,64	1.251.880	705.042	-43,68
SINGAPORE	4.312	927	-78,51	87.189	27.467	-68,50
PHILIPPINES	334.299	102.014	-69,48	697.635	271.156	-61,13

https://www.bps.go.id

TABEL 6. PERKEMBANGAN EKSPOR INDONESIA MENURUT KOMODITI DAN NEGARA TUJUAN
JANUARI - MARET 2021 DAN 2022

KOMODITI / NEGARA TUJUAN	BERAT BERSIH (KG)		PERUB	NILAI FOB (US $)		PERUB
	JAN-MAR 2021	JAN-MAR 2022	%	JAN-MAR 2021	JAN-MAR 2022	%
(1)	(2)	(3)	(4)	(5)	(6)	(7)
MALAYSIA	351.967	418.538	18,91	349.650	583.868	66,99
MYANMAR	7.123	-	-	28.685	-	-
BRUNEI DARUSSALAM	1.322	61.722	4.567,47	11.594	56.587	388,06
VIET NAM	3.059.096	1.710.122	-44,10	3.808.320	2.159.756	-43,29
INDIA	178.022	33.100	-81,41	186.409	40.455	-78,30
PAKISTAN	-	1.581.957	-	-	2.443.743	-
BANGLADESH	123.213	124.064	0,69	351.254	493.662	40,54
SRI LANKA	23.630	-	-	5.907	-	-
IRAN (ISLAMIC REPUBLIC OF)	20.826	24.414	17,23	86.438	105.677	22,26
SAUDI ARABIA	-	130	-	-	474	-
ISRAEL	20.424	-	-	16.070	-	-
UNITED ARAB EMIRATES	-	7.965	-	-	18.618	-
QATAR	1.000	1.613	61,30	1.882	1.216	-35,37
CYPRUS	-	250	-	-	450	-
AUSTRALIA	48.160	113.893	136,49	12.281	26.281	114,00
EAST TIMOR	1.446	614	-57,54	3.551	1.751	-50,71
UNITED STATES	754	62.460	8.188,21	25.259	59.662	136,20
UNITED KINGDOM	34	168	397,04	1.729	5.386	211,43
NETHERLANDS	71	-	-	53	-	-
FRANCE	33	1.021	2.993,33	696	88	-87,33
GERMANY, FED. REP. OF	-	300	-	-	2.027	-
ITALY	21.060	-	-	4.290	-	-
SPAIN	52	2.184	4.100,00	1.114	11.042	890,99
SUTRA	**39.466**	**8.769**	**-77,78**	**49.388**	**35.769**	**-27,58**
CHINA	-	2	-	-	3	-
THAILAND	-	3	-	-	11	-
SINGAPORE	36	1	-97,79	881	42	-95,26
MALAYSIA	33.994	3.277	-90,36	45.810	31.945	-30,27
BRUNEI DARUSSALAM	-	430	-	-	1.120	-
UNITED ARAB EMIRATES	-	53	-	-	25	-
QATAR	156	-	-	324	-	-
EAST TIMOR	3.360	4.992	48,57	355	1.216	242,39
UNITED STATES	1	1	-20,00	551	53	-90,33
GERMANY, FED. REP. OF	1.919	-	-	1.466	-	-
ITALY	-	11	-	-	1.355	-
BARANG TEKSTIL LAINNYA	**35.082.482**	**34.356.224**	**-2,07**	**149.548.855**	**158.472.922**	**5,97**
JAPAN	8.738.404	8.757.127	0,21	40.004.761	40.857.820	2,13
HONG KONG	164.286	57.365	-65,08	1.182.370	500.444	-57,67
KOREA, REPUBLIC OF	1.901.590	1.361.583	-28,40	9.522.675	9.214.282	-3,24
TAIWAN	502.672	1.067.268	112,32	1.782.436	6.414.357	259,86
CHINA	1.427.197	1.081.482	-24,22	7.745.237	5.789.624	-25,25
MONGOLIA	-	78	-	-	2.444	-
PAPUA NEW GUINEA	98.862	758	-99,23	202.698	15.905	-92,15
THAILAND	1.056.502	1.816.463	71,93	4.133.524	6.670.000	61,36
SINGAPORE	765.937	694.661	-9,31	4.736.500	4.063.154	-14,22
PHILIPPINES	827.146	521.081	-37,00	1.887.934	1.710.197	-9,41
MALAYSIA	1.585.689	1.482.859	-6,48	4.463.053	5.477.626	22,73
MYANMAR	47.331	134.942	185,10	579.717	1.382.346	138,45
CAMBODIA	42.248	38.537	-8,79	256.641	226.439	-11,77
BRUNEI DARUSSALAM	53.050	8.860	-83,30	248.074	128.941	-48,02
LAO PEOPLE'S DEM. REP.	160	130	-18,58	2.686	2.379	-11,41
NEPAL	-	303	-	-	13.267	-
VIET NAM	1.508.857	1.675.461	11,04	6.350.421	7.301.348	14,97
MALDIVES	4.033	3.883	-3,73	101.409	107.801	6,30
INDIA	1.829.320	1.764.584	-3,54	7.620.524	9.754.545	28,00
PAKISTAN	127.461	120.821	-5,21	529.955	551.227	4,01
BANGLADESH	332.944	288.772	-13,27	933.509	651.314	-30,23
SRI LANKA	194.371	178.094	-8,37	907.081	1.041.129	14,78
IRAQ	42.671	55.915	31,04	101.782	162.488	59,64
IRAN (ISLAMIC REPUBLIC OF)	87.991	102.084	16,02	451.815	555.616	22,97
SAUDI ARABIA	1.003.861	332.303	-66,90	1.229.728	731.771	-40,49
ISRAEL	1.601	3.953	146,91	16.600	54.095	225,87
KUWAIT	5.710	9.928	73,86	66.919	90.999	35,98
OMAN	40	-	-	1.320	-	-
TURKEY	1.899	12.386	552,14	104.000	256.229	146,37
UNITED ARAB EMIRATES	153.549	243.811	58,78	920.884	1.299.701	41,14
QATAR	47.112	1.334.445	2.732,49	68.013	2.421.304	3.460,04
BAHRAIN	79.191	133.877	69,06	34.988	86.675	147,73
CYPRUS	-	9	-	-	150	-
EGYPT	22.247	1.058	-95,24	266.567	4.832	-98,19
MOROCCO	156.606	97.183	-37,94	904.044	674.880	-25,35
ALGERIA	39	0	-99,99	434	136	-68,64
ETHIOPIA	8.000	-	-	14.000	-	-
TANZANIA, UNITED REP. OF	18.304	12.229	-33,19	22.851	59.057	158,44
MADAGASCAR	18.750	2.430	-87,04	90.040	37.555	-58,29
SOMALIA	39.700	3.344	-91,58	216.980	4.116	-98,10
KENYA	206.936	155.391	-24,91	810.083	577.542	-28,71
REUNION	4.951	1.606	-67,56	23.389	29.307	25,30
MOZAMBIQUE	-	50.964	-	-	130.200	-
TOGO	14.859	14.042	-5,50	34.072	35.188	3,27
GUINEA	42	735	1.650,00	63	11	-82,03
ANGOLA	2	21.449	1.072.330,00	40	48.707	122.208,72
CONGO	6	39	550,00	42	98	133,33

https://www.bps.go.id

TABEL 6. PERKEMBANGAN EKSPOR INDONESIA MENURUT KOMODITI DAN NEGARA TUJUAN
JANUARI - MARET 2021 DAN 2022

KOMODITI / NEGARA TUJUAN	BERAT BERSIH (KG)		PERUB	NILAI FOB (US $)		PERUB
	JAN-MAR 2021	JAN-MAR 2022	%	JAN-MAR 2021	JAN-MAR 2022	%
(1)	(2)	(3)	(4)	(5)	(6)	(7)
CAMEROON	108.149	-	-	386.088	-	-
NIGERIA	23.114	0	-100,00	1.712	1.117	-34,74
COTE D'IVOIRE	134.453	87.031	-35,27	360.335	253.851	-29,55
SENEGAL	13.844	12.706	-8,22	34.136	36.520	6,98
MAURITANIA	2	908	45.311,00	73	9.626	13.027,28
SEYCHELLES	150	362	141,33	9.634	7.816	-18,87
UGANDA	175	-	-	9.855	-	-
CENTRAL AFRICAN REPUBLIC	-	774	-	-	5.160	-
NIGER	3.053	-	-	12.292	-	-
DJIBOUTI	20.450	49.000	139,61	106.500	397.025	272,79
SOUTH AFRICA	336.285	288.479	-14,22	1.071.707	1.099.633	2,61
ZIMBABWE	14.827	2.060	-86,11	34.151	16.939	-50,40
MAURITIUS	338	952	181,69	5.827	3.150	-45,94
MAYOTTE	27	6.424	23.692,59	252	4.563	1.707,10
DEMOCRATIC REP. OF THE CONGO	14.819	-	-	33.608	-	-
AUSTRALIA	924.221	803.930	-13,02	4.017.272	3.845.164	-4,28
NEW ZEALAND	161.882	131.367	-18,85	1.821.762	587.102	-67,77
GUAM	2	66	3.200,00	29	1.057	3.599,47
NEW CALEDONIA	775	1.087	40,19	10.111	16.992	68,06
NORTHERN MARIANA ISLANDS	300	100	-66,67	3.486	4.291	23,09
VANUATU	10	-	-	12	-	-
WALLIS AND FUTUNA ISLANDS	670	432	-35,52	46	3.735	7.967,67
FIJI	25	542	2.071,47	733	607	-17,07
KIRIBATI	7.519	355	-95,28	72.500	2.694	-96,28
SOLOMON ISLANDS	1.654	289	-82,50	7.069	8.339	17,97
TONGA	460	525	14,13	5.991	6.834	14,07
EAST TIMOR	98.647	149.388	51,44	143.154	246.317	72,06
UNITED STATES	5.994.560	5.390.183	-10,08	21.644.442	22.400.690	3,49
CANADA	328.609	19.904	-93,94	1.014.740	283.531	-72,06
MEXICO	73.088	49.094	-32,83	247.775	270.434	9,15
GUATEMALA	403	460	14,14	1.927	2.772	43,88
HONDURAS	3.072	3.841	25,03	98.744	123.433	25,00
PANAMA	47	27.949	59.264,23	1.511	73.024	4.732,82
CUBA	-	28.357	-	-	47.600	-
SURINAME	-	27.129	-	-	50.151	-
CHILE	493	946	92,01	2.315	16.390	608,08
VENEZUELA		196	-	-	6.740	-
ARGENTINA	12.926	11.443	-11,47	48.493	36.152	-25,45
BRAZIL	340.414	441.162	29,60	1.517.560	1.892.274	24,69
COLOMBIA	105	64	-39,43	1.286	376	-70,73
URUGUAY	20.771	96.854	366,29	34.591	257.745	645,12
PARAGUAY	94	-	-	3.800	-	-
ECUADOR	54	511	846,61	905	9.089	903,93
PERU	307	-	-	11.954	-	-
GUYANA	27.486	-	-	53.695	-	-
BAHAMAS	834	266	-68,11	5.331	8.465	58,79
JAMAICA	-	1.169	-	-	5.089	-
PUERTO RICO	314	-	-	2.521	-	-
DOMINICAN REPUBLIC	58.394	45.533	-22,02	574.242	726.942	26,59
EL SALVADOR	536	280	-47,71	2.505	4.637	85,10
COSTA RICA	1.141	3.518	208,32	14.565	28.805	97,77
HAITI	11	1	-94,69	421	8	-98,21
BARBADOS	0	-	-	81	-	-
ANTIGUA AND BARBUDA	-	4	-	-	410	-
ARUBA	543	74	-86,37	3.047	228	-92,51
CAYMAN ISLANDS	1	15	1.400,00	486	672	38,26
DOMINICA	102	-	-	1.104	-	-
FRENCH GUIANA	502	-	-	4.628	-	-
FRENCH POLYNESIA	1.334	990	-25,79	19.751	16.333	-17,31
MARTINIQUE	2.149	816	-62,01	6.281	9.492	51,13
NETHERLANDS ANTILLES	123	-	-	4.134	-	-
GUADELOUPE	628	3.768	500,00	7.573	47.601	528,54
VIRGIN ISLANDS (BRITISH)	420	418	-0,48	1.752	5.334	204,39
U.S. VIRGIN ISLANDS	-	265	-	-	4.943	-
UNITED KINGDOM	260.549	243.690	-6,47	1.224.213	1.376.429	12,43
NETHERLANDS	967.792	1.123.036	16,04	3.761.061	3.318.962	-11,75
FRANCE	267.550	222.053	-17,01	1.435.088	1.471.304	2,52
GERMANY, FED. REP. OF	130.196	182.644	40,28	2.798.133	3.496.809	24,97
AUSTRIA	9.075	4.349	-52,08	175.674	154.518	-12,04
BELGIUM	274.790	159.183	-42,07	1.089.811	895.675	-17,81
SWITZERLAND	673	5.644	739,11	9.674	84.175	770,10
DENMARK	18.945	22.375	18,10	184.131	193.630	5,16
NORWAY	100.051	83.701	-16,34	1.553.691	865.682	-44,28
SWEDEN	50.302	76.987	53,05	468.721	548.226	16,96
FINLAND	15.746	3.253	-79,34	427.000	76.825	-82,01
IRELAND	18.751	323	-98,28	69.255	3.144	-95,46
ITALY	239.304	107.949	-54,89	565.236	520.047	-7,99
SPAIN	326.696	156.306	-52,16	783.580	648.132	-17,29
PORTUGAL	61.387	65.934	7,41	162.645	238.073	46,38
ICELAND	200	20.650	10.224,85	953	127.709	13.300,71
GREECE	20.978	74.802	256,57	138.265	668.893	383,78
HUNGARY	184.035	86.585	-52,95	842.042	439.408	-47,82
POLAND	40.333	21.447	-46,83	1.019.356	225.486	-77,88
ROMANIA	18.041	16.315	-9,57	69.599	68.203	-2,01
BULGARIA	-	30	-	-	422	-

https://www.bps.go.id

TABEL 6. PERKEMBANGAN EKSPOR INDONESIA MENURUT KOMODITI DAN NEGARA TUJUAN
JANUARI - MARET 2021 DAN 2022

KOMODITI / NEGARA TUJUAN	BERAT BERSIH (KG)		PERUB	NILAI FOB (US $)		PERUB
	JAN-MAR 2021	JAN-MAR 2022	%	JAN-MAR 2021	JAN-MAR 2022	%
(1)	(2)	(3)	(4)	(5)	(6)	(7)
ALBANIA	-	4.719	-	-	48.651	-
BELARUS	3.063	172	-94,39	34.458	6.901	-79,97
KAZAKHSTAN	1	-	-	210	-	-
KYRGYZSTAN	-	2	-	-	30	-
UKRAINE	685	1.933	182,04	6.393	23.736	271,27
UZBEKISTAN	100	14.725	14.625,00	1.193	54.625	4.479,56
LITHUANIA	147.722	116.091	-21,41	253.647	275.014	8,42
LATVIA	5.852	126.774	2.066,52	60.091	94.263	56,87
CROATIA	165	278	68,48	480	971	102,36
BOSNIA AND HERZEGOVINA	-	1.178	-	-	22.604	-
MALTA	63	229	263,02	1.942	1.079	-44,43
SLOVAKIA	5	-	-	222	-	-
SLOVENIA	15.627	47.962	206,92	43.610	261.185	498,91
CZECH REPUBLIC	725	663	-8,50	8.448	8.621	2,04
RUSSIA FEDERATION	45.621	27.964	-38,71	309.149	228.353	-26,14
MONTENEGRO	21	-	-	530	-	-
PAKAIAN JADI (KONVEKSI) DARI TEKSTIL	**77.992.098**	**93.674.076**	**20,11**	**1.641.139.303**	**2.198.323.729**	**33,95**
JAPAN	6.783.783	6.012.504	-11,37	155.458.068	137.000.830	-11,87
HONG KONG	636.818	759.475	19,26	9.384.353	11.684.760	24,51
KOREA, REPUBLIC OF	4.361.574	5.195.972	19,13	77.163.155	97.758.988	26,69
TAIWAN	430.264	351.276	-18,36	8.289.156	5.684.076	-31,43
CHINA	1.470.639	1.211.326	-17,63	45.087.600	39.874.485	-11,56
MONGOLIA	427	908	112,72	8.966	21.196	136,40
MACAU	362	160	-55,92	8.907	5.238	-41,20
PAPUA NEW GUINEA	11.211	8.606	-23,24	164.244	169.053	2,93
THAILAND	429.473	284.370	-33,79	6.771.026	5.567.924	-17,77
SINGAPORE	1.032.776	1.308.577	26,70	23.130.432	27.522.102	18,99
PHILIPPINES	389.843	750.803	92,59	6.079.513	7.093.601	16,68
MALAYSIA	2.134.864	3.136.708	46,93	19.866.246	27.073.512	36,28
MYANMAR	19	232	1.151,35	583	800	37,22
CAMBODIA	1.471	13.431	812,84	26.167	103.417	295,21
BRUNEI DARUSSALAM	70.923	46.424	-34,54	778.927	556.206	-28,59
NEPAL	30.064	25.733	-14,41	132.208	122.929	-7,02
BHUTAN	-	2	-	-	224	-
VIET NAM	152.132	146.182	-3,91	3.442.545	2.515.375	-26,93
MALDIVES	5.600	4.987	-10,94	61.603	66.390	7,77
INDIA	167.303	305.797	82,78	2.631.573	5.755.038	118,69
PAKISTAN	8.185	91	-98,89	53.642	100	-99,81
BANGLADESH	212	2.417	1.040,71	7.732	17.960	132,29
SRI LANKA	65.334	98.169	50,26	391.645	1.214.543	210,11
IRAQ	66.961	72.468	8,22	959.428	969.072	1,01
IRAN (ISLAMIC REPUBLIC OF)	49.058	47.112	-3,97	176.887	214.000	20,98
SAUDI ARABIA	460.971	432.020	-6,28	6.502.787	5.089.385	-21,74
ISRAEL	51.343	86.463	68,40	1.828.912	2.914.781	59,37
KUWAIT	74.473	155.104	108,27	731.130	968.221	32,43
JORDAN	160	3.277	1.951,67	11.153	37.633	237,41
LEBANON	-	30	-	-	5.138	-
PALESTINA	95	289	204,75	571	1.523	166,49
YEMEN	114.752	54.393	-52,60	1.084.181	640.536	-40,92
OMAN	57.075	59.520	4,28	431.751	843.879	95,45
TURKEY	63.572	83.270	30,99	1.333.050	1.959.587	47,00
UNITED ARAB EMIRATES	825.684	912.276	10,49	12.521.815	15.096.148	20,56
QATAR	21.348	17.830	-16,48	191.524	204.956	7,01
BAHRAIN	3.522	8.722	147,63	50.729	141.840	179,61
CYPRUS	-	635	-	-	3.741	-
EGYPT	71.779	49.652	-30,83	739.054	710.239	-3,90
LIBYAN ARAB JAMAHIRIYA	10.261	31.825	210,16	181.442	305.340	68,28
MOROCCO	10.360	7.443	-28,16	188.058	187.706	-0,19
TUNISIA	10.374	-	-	162.792	-	-
ALGERIA	311.858	241.802	-22,46	3.103.319	2.557.606	-17,58
SUDAN	121.118	31.703	-73,83	945.825	221.220	-76,61
NAMIBIA	-	368	-	-	500	-
ETHIOPIA	31.204	-	-	51.854	-	-
TANZANIA, UNITED REP. OF	571.254	1.066.141	86,63	2.299.592	4.773.921	107,60
MADAGASCAR	26.364	14.870	-43,60	22.095	1.493	-93,25
SOMALIA	359.715	322.712	-10,29	6.480.524	4.982.008	-23,12
KENYA	72.299	102.955	42,40	1.053.351	1.063.436	0,96
REUNION	3.597	8.268	129,87	20.180	80.228	297,56
MOZAMBIQUE	0	101.130	252.825.062,50	1.047	378.997	36.115,68
TOGO	712.973	641.030	-10,09	655.077	645.226	-1,50
GHANA	18.079	16.782	-7,18	146.748	114.919	-21,69
LIBERIA	19	-	-	166	-	-
GUINEA	278.737	153.150	-45,06	1.087.458	457.200	-57,96
ANGOLA	15.000	11.940	-20,40	12.735	5.690	-55,33
CONGO	213.140	259.459	21,73	89.166	87.284	-2,11
CAMEROON	101.308	139.716	37,91	417.512	613.281	46,89
NIGERIA	1.934.754	1.660.052	-14,20	4.120.071	3.602.261	-12,57
GABON	15.530	-	-	13.227	-	-
COTE D'IVOIRE	369.442	323.485	-12,44	466.880	329.590	-29,41
SENEGAL	778.068	616.521	-20,76	874.902	1.531.737	75,08
MAURITANIA	6.339	12.000	89,30	10.637	4.998	-53,01
BURKINA FASO	119.955	107.455	-10,42	584.125	508.250	-12,99
GAMBIA	18.160	19.263	6,07	85.628	67.250	-21,46
SEYCHELLES	-	136	-	-	5.702	-

https://www.bps.go.id

TABEL 6. PERKEMBANGAN EKSPOR INDONESIA MENURUT KOMODITI DAN NEGARA TUJUAN
JANUARI - MARET 2021 DAN 2022

KOMODITI / NEGARA TUJUAN	BERAT BERSIH (KG)		PERUB	NILAI FOB (US $)		PERUB
	JAN-MAR 2021	JAN-MAR 2022	%	JAN-MAR 2021	JAN-MAR 2022	%
(1)	(2)	(3)	(4)	(5)	(6)	(7)
UGANDA	10.626	20.241	90,49	62.954	40.212	-36,13
DJIBOUTI	145.133	113.852	-21,55	2.342.137	2.062.448	-11,94
SOUTH AFRICA	59.806	82.474	37,90	1.231.584	1.792.009	45,50
ZIMBABWE	-	510	-	-	100	-
ZAMBIA	980	-	-	16.000	-	-
MAURITIUS	20.189	4.191	-79,24	94.337	54.232	-42,51
DEMOCRATIC REP. OF THE CONGO	58	-	-	242	-	-
AUSTRALIA	1.643.199	1.664.241	1,28	49.757.029	49.166.740	-1,19
NEW ZEALAND	212.359	206.977	-2,53	7.007.857	8.275.473	18,09
GUAM	1.380	13.117	850,84	17.487	13.398	-23,38
NEW CALEDONIA	3.913	4.873	24,53	158.112	207.199	31,05
WALLIS AND FUTUNA ISLANDS	-	105	-	-	2.515	-
FIJI	6.853	17.160	150,40	98.613	170.350	72,75
KIRIBATI	3.445	9.314	170,36	42.438	87.905	107,14
SAMOA	160	-	-	1.367	-	-
SOLOMON ISLANDS	-	21	-	-	272	-
TONGA	177	-	-	2.863	-	-
EAST TIMOR	80.906	212.887	163,13	169.619	408.701	140,95
UNITED STATES	38.227.116	50.041.133	30,90	868.335.335	1.306.757.946	50,49
CANADA	1.280.580	1.726.161	34,80	34.147.777	52.553.004	53,90
MEXICO	254.200	427.659	68,24	6.155.572	11.436.745	85,80
GUATEMALA	-	6	-	-	57	-
HONDURAS	1	3	151,54	8	13	68,00
PANAMA	27.323	119.575	337,63	641.285	2.580.289	302,36
SURINAME	-	1.566	-	-	12.924	-
CHILE	80.564	202.138	150,90	1.950.348	3.346.252	71,57
VENEZUELA	34.439	-	-	627.682	-	-
ARGENTINA	11.206	39.106	248,97	413.830	1.056.396	155,27
BRAZIL	38.487	84.713	120,11	1.309.330	1.656.714	26,53
COLOMBIA	26.592	53.465	101,06	673.814	1.416.254	110,18
BOLIVIA	83	316	282,12	2.618	8.918	240,63
URUGUAY	6.462	18.826	191,33	138.614	359.750	159,53
PARAGUAY	334	5.609	1.580,36	8.305	151.424	1.723,34
ECUADOR	354	579	63,28	12.196	19.107	56,67
PERU	22.983	67.084	191,88	566.222	1.489.349	163,03
BAHAMAS	-	1.626	-	-	37.438	-
JAMAICA	-	4.800	-	-	12.818	-
PUERTO RICO	22.733	36.513	60,62	279.322	316.277	13,23
DOMINICAN REPUBLIC	-	508	-	-	52.675	-
EL SALVADOR	2.931	203	-93,06	39.097	6.957	-82,21
COSTA RICA	12.193	2.292	-81,20	230.129	60.369	-73,77
BARBADOS	5	67	1.243,44	1.475	15.914	978,98
ANTIGUA AND BARBUDA	-	18	-	-	3.771	-
CAYMAN ISLANDS	43	43	-1,18	3.860	5.588	44,76
FRENCH POLYNESIA	9.418	14.847	57,65	190.827	289.308	51,61
MARTINIQUE	-	190	-	-	3.360	-
NETHERLANDS ANTILLES	-	13.157	-	-	189.287	-
TURKS AND CAICOS ISLANDS	10	45	352,00	2.508	9.668	285,46
GUADELOUPE	1.451	388	-73,26	25.119	13.069	-47,97
VIRGIN ISLANDS (BRITISH)	198	233	17,46	6.651	8.350	25,55
U.S. VIRGIN ISLANDS	1	3	328,57	56	750	1.230,21
UNITED KINGDOM	1.230.910	1.445.807	17,46	33.196.015	40.847.701	23,05
NETHERLANDS	1.155.129	1.198.179	3,73	33.834.524	41.803.743	23,55
FRANCE	338.785	453.561	33,88	9.991.524	16.126.500	61,40
GERMANY, FED. REP. OF	2.957.839	3.448.113	16,58	82.420.609	107.779.095	30,77
AUSTRIA	59.364	101.292	70,63	2.446.089	4.574.075	87,00
BELGIUM	684.799	771.655	12,68	19.686.770	23.558.411	19,67
SWITZERLAND	76.355	79.715	4,40	1.783.379	2.015.514	13,02
LUXEMBOURG	-	0	-	-	93	-
MONACO	345	2.611	657,38	16.014	78.863	392,45
DENMARK	70.998	72.670	2,35	1.874.952	2.160.685	15,24
NORWAY	89.245	16.709	-81,28	2.231.200	615.108	-72,43
SWEDEN	492.121	494.843	0,55	11.158.247	15.335.212	37,43
FINLAND	675	3.605	434,00	37.981	120.059	216,11
IRELAND	5.175	12.747	146,30	150.433	349.611	132,40
ITALY	466.819	657.325	40,81	14.194.664	22.663.361	59,66
SPAIN	734.589	668.714	-8,97	15.795.270	15.748.002	-0,30
PORTUGAL	4.747	26.700	462,45	236.299	860.289	264,07
ICELAND	82	192	135,14	11.443	4.002	-65,02
GREECE	33.496	73.378	119,06	759.155	1.872.595	146,67
LIECHTENSTEIN	8	2	-74,56	794	383	-51,75
HUNGARY	5.925	17.618	197,36	77.300	311.508	302,98
POLAND	780.993	1.000.973	28,17	17.390.276	24.039.158	38,23
ROMANIA	22.973	12.570	-45,28	133.794	47.939	-64,17
BULGARIA	1.742	1.115	-35,98	22.756	18.558	-18,44
AZERBAIJAN	-	395	-	-	650	-
BELARUS	2	1	-76,71	34	229	573,53
KYRGYZSTAN	45	83	83,33	5.492	19.073	247,25
MOLDOVA, REPUBLIC OF	-	1	-	-	364	-
UKRAINE	6.398	6.057	-5,33	187.137	260.243	39,07
UZBEKISTAN	44	-	-	190	-	-
LITHUANIA	430	5.210	1.113,01	26.517	98.541	271,62
LATVIA	8.081	560	-93,07	282.393	31.683	-88,78
ESTONIA	-	528	-	-	20.285	-
GEORGIA	19.565	11.127	-43,13	167.684	82.619	-50,73

https://www.bps.go.id

TABEL 6. PERKEMBANGAN EKSPOR INDONESIA MENURUT KOMODITI DAN NEGARA TUJUAN
JANUARI - MARET 2021 DAN 2022

KOMODITI / NEGARA TUJUAN	BERAT BERSIH (KG)		PERUB	NILAI FOB (US $)		PERUB
	JAN-MAR 2021	JAN-MAR 2022	%	JAN-MAR 2021	JAN-MAR 2022	%
(1)	(2)	(3)	(4)	(5)	(6)	(7)
CROATIA	17.093	30.879	80,65	384.066	635.830	65,55
BOSNIA AND HERZEGOVINA	-	64	-	-	1.579	-
MALTA	236	342	45,01	16.315	32.543	99,46
SLOVAKIA	620	2.089	237,15	8.023	32.652	306,99
SLOVENIA	9.251	11.888	28,50	140.995	219.288	55,53
CZECH REPUBLIC	12.059	21.092	74,91	464.210	1.111.040	139,34
RUSSIA FEDERATION	293.365	257.819	-12,12	6.486.244	6.210.128	-4,26
SERBIA	8.930	14.963	67,55	180.222	348.890	93,59
MONTENEGRO	-	636	-	-	20	-
JERSEY	-	0	-	-	45	-
PAKAIAN JADI RAJUTAN	**12.394.763**	**14.222.863**	**14,75**	**227.012.447**	**291.380.896**	**28,35**
JAPAN	1.130.618	668.037	-40,91	18.662.688	13.659.824	-26,81
HONG KONG	36.800	60.092	63,29	827.329	1.580.860	91,08
KOREA, REPUBLIC OF	277.473	319.305	15,08	3.483.720	4.817.199	38,28
TAIWAN	8.707	5.495	-36,89	136.340	117.707	-13,67
CHINA	44.080	122.173	177,16	945.631	2.974.190	214,52
THAILAND	2.108	8.523	304,29	27.772	138.208	397,66
SINGAPORE	37.070	33.412	-9,87	832.129	576.919	-30,67
PHILIPPINES	5.515	9.698	75,86	45.644	143.923	215,31
MALAYSIA	12.863	77.907	505,68	213.609	740.946	246,87
MYANMAR	0	-	-	16	-	-
CAMBODIA	-	44.271	-	-	319.464	-
BRUNEI DARUSSALAM	2.880	3.220	11,81	51.099	36.138	-29,28
BHUTAN	-	6	-	-	471	-
VIET NAM	8.246	69.184	739,04	251.801	658.476	161,51
MALDIVES	6	-	-	828	-	-
INDIA	20.888	8.260	-60,46	197.175	81.006	-58,92
PAKISTAN	83	-	-	1.614	-	-
BANGLADESH	-	17.478	-	-	256.677	-
SRI LANKA	-	15.846	-	-	130.584	-
IRAN (ISLAMIC REPUBLIC OF)	1.210	-	-	136	-	-
SAUDI ARABIA	14.996	10.490	-30,05	243.275	238.705	-1,88
ISRAEL	19.276	11.636	-39,64	325.011	266.472	-18,01
KUWAIT	9.452	4.959	-47,54	152.884	114.218	-25,29
OMAN	-	198	-	-	2.790	-
TURKEY	3.002	8.633	187,59	35.204	130.668	271,18
UNITED ARAB EMIRATES	48.213	38.891	-19,34	836.741	829.465	-0,87
EGYPT	9.788	6.935	-29,15	158.942	168.000	5,70
MOROCCO	67	108	60,40	1.674	2.602	55,42
ALGERIA	70.520	24.529	-65,22	890.252	366.750	-58,80
ETHIOPIA	-	143.590	-	-	1.134.244	-
TANZANIA, UNITED REP. OF	-	14.807	-	-	127.413	-
KENYA	-	142	-	-	4.396	-
CAMEROON	9.500	-	-	37.700	-	-
SOUTH AFRICA	15.644	24.388	55,89	147.957	289.408	95,60
MAURITIUS	12.712	9.288	-26,94	18.016	14.192	-21,23
AUSTRALIA	353.021	268.278	-24,01	8.552.676	6.420.247	-24,93
NEW ZEALAND	28.191	27.159	-3,66	630.219	611.697	-2,94
NEW CALEDONIA	10	-	-	745	-	-
EAST TIMOR	441	4.151	842,34	498	6.749	1.255,90
UNITED STATES	9.229.637	10.886.280	17,95	170.405.196	227.616.648	33,57
CANADA	364.623	451.658	23,87	8.651.915	11.035.323	27,55
MEXICO	58.443	52.051	-10,94	905.782	1.357.618	49,88
PANAMA	2.809	8.734	210,97	38.747	224.500	479,40
CHILE	20.584	72.562	252,52	275.062	931.013	238,47
ARGENTINA	310	20.843	6.623,54	7.906	233.663	2.855,56
BRAZIL	3.259	5.377	64,99	68.395	93.532	36,75
COLOMBIA	3.524	4.719	33,92	63.420	92.639	46,07
URUGUAY	1.971	6.706	240,26	30.775	111.046	260,84
PARAGUAY	244	2.931	1.102,65	5.006	84.406	1.586,17
ECUADOR	-	207	-	-	4.629	-
PERU	5.861	39.178	568,50	80.350	461.825	474,77
COSTA RICA	1.597	-	-	34.844	-	-
FRENCH POLYNESIA	640	-	-	1.011	-	-
UNITED KINGDOM	88.083	83.137	-5,62	1.565.576	1.659.595	6,01
NETHERLANDS	78.562	97.553	24,17	1.511.963	2.402.954	58,93
FRANCE	10.982	7.707	-29,82	225.200	155.456	-30,97
GERMANY, FED. REP. OF	111.530	184.837	65,73	2.252.099	3.470.158	54,09
AUSTRIA	1.429	2.206	54,43	27.570	51.262	85,93
BELGIUM	12.670	26.151	106,41	145.064	336.364	131,87
SWITZERLAND	1.082	6.119	465,79	16.427	121.847	641,74
DENMARK	10.874	10.665	-1,91	237.266	238.766	0,63
NORWAY	4.286	-	-	44.026	-	-
SWEDEN	92.162	57.737	-37,35	1.300.878	1.570.669	20,74
IRELAND	-	3.972	-	-	209.421	-
ITALY	20.656	25.604	23,96	398.330	446.692	12,14
SPAIN	8.091	19.057	135,53	98.597	301.021	205,31
PORTUGAL	-	43	-	-	1.037	-
GREECE	3.533	2.184	-38,19	52.174	47.551	-8,86
HUNGARY	-	49	-	-	1.108	-
POLAND	41.184	56.261	36,61	461.369	763.283	65,44
ROMANIA	-	3.289	-	-	4.337	-
UKRAINE	1.753	1.804	2,91	26.433	42.507	60,81
GEORGIA	-	1.140	-	-	8.500	-

https://www.bps.go.id

TABEL 6. PERKEMBANGAN EKSPOR INDONESIA MENURUT KOMODITI DAN NEGARA TUJUAN
JANUARI - MARET 2021 DAN 2022

KOMODITI / NEGARA TUJUAN	BERAT BERSIH (KG)		PERUB	NILAI FOB (US $)		PERUB
	JAN-MAR 2021	JAN-MAR 2022	%	JAN-MAR 2021	JAN-MAR 2022	%
(1)	(2)	(3)	(4)	(5)	(6)	(7)
CROATIA	420	957	128,01	6.397	13.977	118,50
BOSNIA AND HERZEGOVINA	-	95	-	-	1.950	-
CZECH REPUBLIC	360	546	51,53	13.133	10.453	-20,41
RUSSIA FEDERATION	29.920	18.569	-37,94	346.709	296.566	-14,46
SERBIA	307	849	176,70	5.502	17.973	226,66
PERLENGKAPAN PAKAIAN DARI TEKSTIL	**4.376.592**	**4.175.907**	**-4,59**	**48.560.706**	**69.852.315**	**43,85**
JAPAN	884.201	939.959	6,31	8.383.552	8.402.804	0,23
HONG KONG	48.630	6.686	-86,25	292.366	280.359	-4,11
KOREA, REPUBLIC OF	58.208	72.645	24,80	1.938.442	2.944.985	51,93
TAIWAN	1.492.477	704.942	-52,77	1.926.745	1.265.164	-34,34
CHINA	18.299	18.215	-0,46	899.569	1.011.343	12,43
MONGOLIA	-	61	-	-	628	-
PAPUA NEW GUINEA	1.700	98	-94,23	8.118	2.873	-64,61
THAILAND	8.034	17.559	118,54	117.791	184.961	57,03
SINGAPORE	40.972	31.784	-22,42	636.878	543.318	-14,69
PHILIPPINES	38.453	47.625	23,85	291.400	294.178	0,95
MALAYSIA	52.872	49.390	-6,59	557.839	498.939	-10,56
MYANMAR	7	25	255,71	497	1.900	282,53
CAMBODIA	1.527	11.397	646,37	22.399	409.727	1.729,24
BRUNEI DARUSSALAM	2.348	1.345	-42,74	8.922	2.653	-70,26
NEPAL	-	684	-	-	2.918	-
VIET NAM	40.702	1.216	-97,01	360.565	45.930	-87,26
MALDIVES	3.897	4.758	22,09	40.347	43.436	7,66
INDIA	35.180	24.871	-29,30	523.478	474.976	-9,27
PAKISTAN	5.044	6.000	18,95	125.882	4.500	-96,43
BANGLADESH	217	142	-34,59	3.194	2.051	-35,79
SRI LANKA	21.842	17.094	-21,74	51.401	38.152	-25,78
IRAQ	233	-	-	1.230	-	-
SAUDI ARABIA	38.961	37.494	-3,77	293.456	117.298	-60,03
ISRAEL	2.554	598	-76,57	25.222	36.802	45,91
KUWAIT	413	1.524	268,84	1.939	10.448	438,94
LEBANON	-	1	-	-	57	-
YEMEN	30.424	13.500	-55,63	25.769	20.205	-21,59
OMAN	1.450	-	-	1.075	-	-
TURKEY	10.444	2.491	-76,15	98.728	128.560	30,22
UNITED ARAB EMIRATES	35.029	66.660	90,30	180.651	335.235	85,57
QATAR	44	15	-66,06	84	114	35,15
BAHRAIN	49.224	61.383	24,70	104.620	148.172	41,63
CYPRUS	-	4.145	-	-	5.662	-
EGYPT	36	-	-	62	-	-
MOROCCO	163	181	11,04	9.479	13.001	37,16
TUNISIA	-	90	-	-	2.889	-
TANZANIA, UNITED REP. OF	-	2.240	-	-	1.400	-
MADAGASCAR	90	-	-	556	-	-
SOMALIA	400	14.560	3.540,00	600	293.900	48.883,33
KENYA	4.652	5.847	25,69	18.794	18.928	0,71
REUNION	206	194	-5,83	4.073	3.655	-10,27
MOZAMBIQUE	-	60	-	-	42	-
TOGO	900	6.911	667,89	209	3.164	1.413,88
LIBERIA	39	-	-	575	-	-
GUINEA	7.789	2.539	-67,40	7.125	19.165	168,98
ANGOLA	8	-	-	97	-	-
NIGERIA	58.357	50.192	-13,99	185.548	206.777	11,44
SENEGAL	11.161	12.220	9,49	7.805	8.811	12,88
MAURITANIA	-	3	-	-	105	-
SEYCHELLES	-	9	-	-	49	-
DJIBOUTI	50	160	220,00	250	920	268,00
SOUTH AFRICA	11.281	10.645	-5,63	154.339	189.248	22,62
MAURITIUS	1.268	827	-34,84	71.998	60.975	-15,31
MAYOTTE	1	-	-	4	-	-
AUSTRALIA	42.260	54.498	28,96	954.231	989.861	3,73
NEW ZEALAND	18.606	32.137	72,72	107.918	203.532	88,60
GUAM	92	32	-65,03	310	438	41,36
NEW CALEDONIA	342	188	-45,03	2.163	1.882	-13,00
FIJI	168	1.036	516,67	3.348	4.104	22,56
KIRIBATI	-	78	-	-	2.147	-
TONGA	66	-	-	641	-	-
EAST TIMOR	2.099	7.814	272,26	4.590	12.301	168,02
UNITED STATES	712.243	1.171.978	64,55	18.746.314	35.302.506	88,32
CANADA	63.164	74.713	18,29	1.290.632	1.781.701	38,05
MEXICO	27.381	1.666	-93,91	315.857	72.202	-77,14
PANAMA	83	1.186	1.330,19	1.944	43.052	2.114,44
CHILE	1.523	17.522	1.050,88	29.100	83.447	186,76
ARGENTINA	932	428	-54,06	33.255	15.413	-53,65
BRAZIL	56.841	4.037	-92,90	348.974	169.583	-51,41
COLOMBIA	844	4.323	412,09	58.426	54.916	-6,01
URUGUAY	40	105	160,58	916	3.560	288,43
ECUADOR	-	514	-	-	1.269	-
PERU	-	1.033	-	-	40.047	-
JAMAICA	-	1.120	-	-	3.112	-
DOMINICAN REPUBLIC	78	10	-87,18	1.423	21	-98,49
COSTA RICA	23	78	246,89	339	1.026	202,90
HAITI	116	-	-	762	-	-
BARBADOS	-	4	-	-	262	-

https://www.bps.go.id

TABEL 6. PERKEMBANGAN EKSPOR INDONESIA MENURUT KOMODITI DAN NEGARA TUJUAN
JANUARI - MARET 2021 DAN 2022

KOMODITI / NEGARA TUJUAN	BERAT BERSIH (KG)		PERUB	NILAI FOB (US $)		PERUB
	JAN-MAR 2021	JAN-MAR 2022	%	JAN-MAR 2021	JAN-MAR 2022	%
(1)	(2)	(3)	(4)	(5)	(6)	(7)
CAYMAN ISLANDS	-	1	-	-	59	-
FRENCH POLYNESIA	245	22	-91,22	1.922	780	-59,39
MARTINIQUE	-	109	-	-	5.213	-
TURKS AND CAICOS ISLANDS	-	8	-	-	547	-
GUADELOUPE	173	509	193,93	2.640	2.975	12,72
VIRGIN ISLANDS (BRITISH)	28	79	182,14	219	2.028	825,13
U.S. VIRGIN ISLANDS	-	24	-	-	63	-
UNITED KINGDOM	49.020	96.727	97,32	1.952.585	2.758.252	41,26
NETHERLANDS	26.579	18.690	-29,68	686.894	699.020	1,77
FRANCE	63.054	135.174	114,38	1.977.675	3.333.381	68,55
GERMANY, FED. REP. OF	58.875	84.149	42,93	1.496.309	2.104.176	40,62
AUSTRIA	418	616	47,27	25.770	32.773	27,17
BELGIUM	176.550	119.377	-32,38	1.783.227	2.315.466	29,85
SWITZERLAND	189	418	120,76	8.691	17.211	98,03
DENMARK	592	494	-16,57	14.254	21.325	49,61
NORWAY	106	29	-72,40	9.269	2.005	-78,37
SWEDEN	2.677	7.445	178,08	86.343	139.125	61,13
FINLAND	4.808	122	-97,47	72.984	8.967	-87,71
ITALY	34.760	47.886	37,76	791.996	938.733	18,53
SPAIN	836	25.672	2.971,61	28.939	342.044	1.081,94
PORTUGAL	132	1.098	730,18	4.681	22.412	378,83
GREECE	157	4.867	3.010,11	3.364	29.436	775,07
HUNGARY	9	67	649,67	273	589	115,44
POLAND	2.686	1.416	-47,27	65.574	14.854	-77,35
BULGARIA	0	-	-	8	-	-
KAZAKHSTAN	180	-	-	207	-	-
KYRGYZSTAN	35	56	60,00	95	358	277,13
LITHUANIA	37	17	-54,36	1.085	589	-45,75
GEORGIA	1.156	-	-	160	-	-
CROATIA	-	673	-	-	1.320	-
MALTA	64	42	-34,00	255	1.219	377,28
SLOVENIA	35	703	1.909,43	1.417	12.928	812,31
CZECH REPUBLIC	6.152	3.698	-39,88	236.494	161.138	-31,86
RUSSIA FEDERATION	352	234	-33,56	22.562	15.403	-31,73
SERBIA	-	3	-	-	168	-
KAOS KAKI RAJUTAN DAN SEJENISNYA	**1.881.012**	**2.221.544**	**18,10**	**23.260.526**	**29.499.026**	**26,82**
JAPAN	97.163	108.474	11,64	1.866.294	1.940.821	3,99
HONG KONG	3.658	1.524	-58,32	49.199	21.034	-57,25
KOREA, REPUBLIC OF	3.904	1.422	-63,57	70.889	19.868	-71,97
TAIWAN	906	977	7,77	11.729	12.853	9,59
CHINA	15.718	5.978	-61,97	220.199	115.635	-47,49
PAPUA NEW GUINEA	1.127	751	-33,36	9.079	4.720	-48,01
THAILAND	912	437	-52,07	12.452	6.095	-51,05
SINGAPORE	5.263	4.579	-13,00	34.578	124.055	258,77
PHILIPPINES	476	1.152	142,16	7.498	18.356	144,83
MALAYSIA	7.120	12.927	81,55	53.518	108.466	102,67
BRUNEI DARUSSALAM	390	120	-69,23	1.406	1.680	19,45
VIET NAM	1.857	1.881	1,30	24.760	26.962	8,90
MALDIVES	22	30	36,36	192	72	-62,50
INDIA	3.005	3.187	6,06	37.691	46.870	24,35
SRI LANKA	88	-	-	760	-	-
SAUDI ARABIA	-	260	-	-	9.918	-
JORDAN	-	18.335	-	-	160.006	-
TURKEY	3.251	5.283	62,51	41.334	74.388	79,97
UNITED ARAB EMIRATES	16.494	9.557	-42,06	233.925	136.294	-41,74
QATAR	-	165	-	-	4.784	-
CAMEROON	30	-	-	50	-	-
DJIBOUTI	510	-	-	258	-	-
SOUTH AFRICA	18.968	24.369	28,47	303.494	345.768	13,93
AUSTRALIA	8.488	6.231	-26,59	108.635	91.984	-15,33
NEW ZEALAND	3.657	2.044	-44,11	37.620	25.927	-31,08
EAST TIMOR	709	1.519	114,25	1.180	1.565	32,58
UNITED STATES	67.432	90.817	34,68	1.156.573	1.339.384	15,81
CANADA	23.535	57.893	145,99	335.073	965.701	188,21
MEXICO	9.923	11.794	18,86	125.811	166.357	32,23
PANAMA	216	681	214,96	2.763	9.404	240,37
CHILE	8.556	18.296	113,85	118.159	284.686	140,93
COLOMBIA	3.712	8.690	134,11	46.910	127.751	172,33
URUGUAY	1.413	2.143	51,65	15.710	27.186	73,05
PERU	3.463	7.883	127,63	39.865	101.133	153,69
FRENCH POLYNESIA	470	-	-	604	-	-
UNITED KINGDOM	53.437	93.134	74,29	726.114	1.134.787	56,28
NETHERLANDS	123.054	85.869	-30,22	1.266.576	892.988	-29,50
FRANCE	231.326	299.862	29,63	2.744.071	3.502.424	27,64
GERMANY, FED. REP. OF	607.365	722.103	18,89	7.016.625	9.684.657	38,02
AUSTRIA	5.810	9.636	65,84	71.510	124.809	74,53
BELGIUM	46.191	64.142	38,86	617.050	875.802	41,93
SWITZERLAND	31.299	11.647	-62,79	379.080	154.559	-59,23
DENMARK	6.411	8.511	32,76	79.982	113.158	41,48
NORWAY	10.377	-	-	130.498	-	-
SWEDEN	36.934	62.389	68,92	442.865	840.589	89,81
IRELAND	3	192	5.541,18	101	5.600	5.455,56
ITALY	15.745	20.623	30,98	212.576	276.005	29,84
SPAIN	119.010	171.719	44,29	1.409.070	2.147.164	52,38

https://www.bps.go.id

TABEL 6. PERKEMBANGAN EKSPOR INDONESIA MENURUT KOMODITI DAN NEGARA TUJUAN
JANUARI - MARET 2021 DAN 2022

KOMODITI / NEGARA TUJUAN	BERAT BERSIH (KG)		PERUB	NILAI FOB (US $)		PERUB
	JAN-MAR 2021	JAN-MAR 2022	%	JAN-MAR 2021	JAN-MAR 2022	%
(1)	(2)	(3)	(4)	(5)	(6)	(7)
POLAND	89.822	137.808	53,42	1.084.489	1.791.029	65,15
ROMANIA	14.481	810	-94,41	147.077	14.037	-90,46
BULGARIA	1.899	153	-91,96	20.055	2.727	-86,40
UKRAINE	568	167	-70,59	6.353	1.935	-69,55
CROATIA	7.515	5.357	-28,71	81.968	67.908	-17,15
SLOVAKIA	19.028	17.543	-7,81	235.974	185.807	-21,26
SLOVENIA	105.239	68.081	-35,31	1.083.765	922.922	-14,84
CZECH REPUBLIC	785	-	-	9.674	-	-
RUSSIA FEDERATION	40.911	29.225	-28,56	510.330	399.186	-21,78
SERBIA	1.368	3.172	131,82	16.514	41.210	149,55
PAKAIAN JADI DAN PERLENGKAPANNYA DARI KULIT	**208.649**	**294.526**	**41,16**	**8.971.687**	**12.229.101**	**36,31**
JAPAN	3.239	11.406	252,18	45.395	593.866	1.208,22
HONG KONG	156	2	-98,59	1.358	31	-97,69
KOREA, REPUBLIC OF	8.793	11.659	32,59	63.562	223.901	252,25
TAIWAN	3	-	-	13	-	-
CHINA	65	168	158,09	7.962	3.055	-61,63
MACAU	-	52	-	-	3.459	-
PAPUA NEW GUINEA	21.758	19.826	-8,88	221.066	229.742	3,92
THAILAND	-	20.553	-	-	892.150	-
SINGAPORE	13.938	15.190	8,99	552.844	329.481	-40,40
PHILIPPINES	152	441	190,90	2.323	8.236	254,52
MALAYSIA	2.169	203	-90,66	18.461	6.191	-66,47
MYANMAR	-	1.531	-	-	753	-
BRUNEI DARUSSALAM	-	570	-	-	2.508	-
NEPAL	-	413	-	-	1.500	-
VIET NAM	123	30	-75,93	562	790	40,62
MALDIVES	508	219	-56,82	10.127	2.884	-71,53
INDIA	747	475	-36,38	64.726	26.270	-59,41
SAUDI ARABIA	106	-	-	1.729	-	-
TURKEY	35	53	52,31	3.778	6.356	68,23
UNITED ARAB EMIRATES	-	50	-	-	783	-
MOROCCO	43	-	-	5.425	-	-
REUNION	-	42	-	-	453	-
MAURITANIA	-	14	-	-	120	-
SOUTH AFRICA	5	5	0,00	456	149	-67,26
MAURITIUS	19	62	223,86	2.411	8.006	232,04
MAYOTTE	4	-	-	335	-	-
AUSTRALIA	622	3.895	526,49	6.702	107.157	1.498,90
NEW CALEDONIA	1	5	400,00	611	1.173	91,86
EAST TIMOR	1.386	1.686	21,62	6.639	3.929	-40,82
UNITED STATES	104.364	124.647	19,43	5.133.482	5.826.980	13,51
CANADA	67	2.225	3.246,05	300	61.029	20.243,03
MEXICO	-	0	-	-	40	-
CHILE	-	24	-	-	188	-
COSTA RICA	1	-	-	17	-	-
GUADELOUPE	-	1	-	-	19	-
UNITED KINGDOM	1.166	3.280	181,41	54.836	197.167	259,56
NETHERLANDS	9.190	5.531	-39,82	463.749	257.865	-44,40
FRANCE	4.200	7.308	73,99	301.018	419.240	39,27
GERMANY, FED. REP. OF	8.403	10.135	20,61	409.749	264.476	-35,45
AUSTRIA	-	375	-	-	29.250	-
BELGIUM	25.362	38.363	51,26	1.436.068	2.089.697	45,52
DENMARK	-	2.216	-	-	28.727	-
FINLAND	-	1	-	-	17	-
ITALY	1.945	10.279	428,48	151.167	578.703	282,82
SPAIN	24	1.238	5.058,33	1.896	18.275	863,69
GREECE	5	56	1.020,00	71	1.653	2.213,45
POLAND	3	-	-	22	-	-
KYRGYZSTAN	50	300	500,00	2.825	2.833	0,28
SEPATU OLAHRAGA	**49.156.096**	**74.518.493**	**51,60**	**1.006.692.714**	**1.553.716.025**	**54,34**
JAPAN	2.928.234	4.081.955	39,40	53.225.677	74.244.639	39,49
HONG KONG	302.194	268.783	-11,06	2.964.498	5.613.912	89,37
KOREA, REPUBLIC OF	918.205	1.901.104	107,05	18.050.268	38.058.626	110,85
TAIWAN	332.721	448.591	34,82	6.555.599	8.871.698	35,33
CHINA	6.993.253	8.195.145	17,19	145.738.816	177.515.223	21,80
MACAU	20	11	-43,00	295	972	229,85
PAPUA NEW GUINEA	937	1.778	89,78	25.126	37.563	49,50
THAILAND	202.582	201.910	-0,33	4.021.324	4.106.298	2,11
SINGAPORE	164.012	351.979	114,61	5.110.323	7.549.182	47,72
PHILIPPINES	138.645	203.667	46,90	4.043.453	3.770.075	-6,76
MALAYSIA	280.172	356.023	27,07	6.254.416	6.776.873	8,35
MYANMAR	15	36	132,79	250	645	158,00
CAMBODIA	19	8	-60,50	281	104	-62,98
BRUNEI DARUSSALAM	550	144	-73,89	627	112	-82,13
VIET NAM	26.072	38.702	48,44	527.355	864.474	63,93
MALDIVES	772	11	-98,59	2.614	151	-94,24
INDIA	206.819	457.843	121,37	3.453.490	8.137.811	135,64
PAKISTAN	1.683	11.608	589,66	29.555	222.634	653,28
SRI LANKA	-	11.771	-	-	217.273	-
SAUDI ARABIA	1.085	1.284	18,38	20.330	36.693	80,48
ISRAEL	123.568	173.006	40,01	2.224.398	3.369.886	51,50
OMAN	6.320	-	-	6.930	-	-
TURKEY	153.791	244.889	59,24	2.332.191	3.976.043	70,49

https://www.bps.go.id

TABEL 6. PERKEMBANGAN EKSPOR INDONESIA MENURUT KOMODITI DAN NEGARA TUJUAN
JANUARI - MARET 2021 DAN 2022

KOMODITI / NEGARA TUJUAN	BERAT BERSIH (KG)		PERUB	NILAI FOB (US $)		PERUB
	JAN-MAR 2021	JAN-MAR 2022	%	JAN-MAR 2021	JAN-MAR 2022	%
(1)	(2)	(3)	(4)	(5)	(6)	(7)
UNITED ARAB EMIRATES	333.095	583.766	75,26	6.378.177	11.825.418	85,40
CYPRUS	2.170	-	-	40.977	-	-
MOROCCO	54.455	105.279	93,33	952.315	2.039.990	114,21
SOMALIA	580	-	-	1.638	-	-
KENYA	-	276	-	-	540	-
GUINEA	125	245	96,00	19	10	-47,37
NIGERIA	-	95	-	-	1.562	-
MALI	162	-	-	1.278	-	-
UGANDA	40	-	-	725	-	-
DJIBOUTI	1.290	-	-	2.600	-	-
SOUTH AFRICA	236.068	410.686	73,97	3.982.583	7.443.475	86,90
MAURITIUS	898	-	-	22.374	-	-
AUSTRALIA	618.823	930.282	50,33	13.552.181	20.267.741	49,55
NEW ZEALAND	78.038	144.226	84,81	1.638.950	3.192.342	94,78
NEW CALEDONIA	2.530	57	-97,75	24.691	1.271	-94,85
FIJI	-	361	-	-	4.680	-
EAST TIMOR	91.093	95.960	5,34	110.773	123.189	11,21
UNITED STATES	16.883.828	26.400.034	56,36	377.693.476	581.997.144	54,09
CANADA	758.750	1.244.595	64,03	15.404.068	25.617.076	66,30
MEXICO	1.612.141	1.999.009	24,00	27.727.163	36.723.434	32,45
PANAMA	48.081	475.346	888,64	866.916	8.741.752	908,37
CHILE	376.507	512.887	36,22	7.609.359	9.785.301	28,60
ARGENTINA	231.389	340.456	47,14	4.489.121	7.359.082	63,93
BRAZIL	441.046	591.198	34,04	10.205.453	13.945.745	36,65
COLOMBIA	139.546	214.108	53,43	2.388.626	3.768.212	57,76
BOLIVIA	-	2.997	-	-	47.853	-
URUGUAY	27.772	85.263	207,01	543.195	1.494.548	175,14
PARAGUAY	-	3.880	-	-	71.399	-
ECUADOR	1.725	491	-71,54	24.470	12.530	-48,79
PERU	213.562	576.379	169,89	3.663.508	10.161.688	177,38
EL SALVADOR	4.624	542	-88,29	75.608	10.916	-85,56
COSTA RICA	9	-	-	12	-	-
UNITED KINGDOM	2.185.331	2.520.240	15,33	40.819.869	46.591.124	14,14
NETHERLANDS	977.941	1.734.399	77,35	22.743.544	37.610.432	65,37
FRANCE	159.639	374.175	134,39	3.583.280	11.933.246	233,03
GERMANY, FED. REP. OF	3.856.172	6.339.175	64,39	62.895.082	118.765.686	88,83
AUSTRIA	50.919	11.010	-78,38	229.542	196.550	-14,37
BELGIUM	5.501.273	9.582.819	74,19	120.215.553	208.591.855	73,51
SWITZERLAND	2.381	24.854	944,03	57.568	708.669	1.131,01
LUXEMBOURG	269	19.317	7.070,56	2.627	567.503	21.500,25
MONACO	104	6.975	6.632,19	2.487	155.464	6.151,06
DENMARK	73	285	290,92	1.992	8.472	325,31
NORWAY	8	2.370	28.112,86	208	53.631	25.708,85
SWEDEN	50.104	106.306	112,17	1.211.921	2.752.388	127,11
FINLAND	4.942	29.766	502,34	152.272	786.962	416,81
IRELAND	12.496	11.206	-10,32	169.140	182.401	7,84
ITALY	459.485	856.445	86,39	7.751.537	15.391.660	98,56
SPAIN	301.467	495.887	64,49	4.761.651	9.028.815	89,62
PORTUGAL	809	57	-92,90	14.334	636	-95,56
GREECE	195.972	153.237	-21,81	2.905.291	2.638.336	-9,19
HUNGARY	5	3	-45,83	284	91	-67,84
POLAND	43.543	50.482	15,94	1.107.901	1.102.467	-0,49
BULGARIA	60	9.745	16.023,96	1.515	318.492	20.922,26
UKRAINE	27.313	15.307	-43,96	375.390	216.515	-42,32
LATVIA	-	1.448	-	-	33.599	-
GEORGIA	116	-	-	2.062	-	-
CROATIA	1.947	-	-	25.084	-	-
SLOVAKIA	-	298	-	-	3.611	-
SLOVENIA	1.656	5.952	259,32	44.174	164.740	272,93
CZECH REPUBLIC	695	-	-	17.792	-	-
RUSSIA FEDERATION	381.285	488.781	28,19	5.610.670	7.743.278	38,01
SERBIA	78	9.287	11.866,13	1.870	161.616	8.544,21
SEPATU TEKNIK LAPANGAN/KEPERLUAN INDUSTRI	**10.546.360**	**10.634.306**	**0,83**	**215.541.745**	**219.137.638**	**1,67**
JAPAN	505.038	313.764	-37,87	11.939.740	7.316.301	-38,72
HONG KONG	68.581	72.799	6,15	1.439.044	1.629.289	13,22
KOREA, REPUBLIC OF	715.272	803.167	12,29	13.325.487	13.500.012	1,31
TAIWAN	65.884	59.683	-9,41	1.460.913	1.171.338	-19,82
CHINA	721.662	756.067	4,77	16.825.598	16.874.829	0,29
MONGOLIA	254	581	128,54	8.300	16.558	99,50
MACAU	39	-	-	687	-	-
PAPUA NEW GUINEA	7.397	34.395	364,99	102.460	484.848	373,21
THAILAND	21.209	16.770	-20,93	492.235	388.607	-21,05
SINGAPORE	64.430	50.032	-22,35	1.671.006	1.121.018	-32,91
PHILIPPINES	16.186	42.024	159,63	252.727	708.590	180,38
MALAYSIA	18.009	19.696	9,37	403.022	434.871	7,90
CAMBODIA	291	294	1,16	10.051	7.971	-20,70
BRUNEI DARUSSALAM	2.880	2.353	-18,31	32.867	17.288	-47,40
LAO PEOPLE'S DEM. REP.	209	12	-94,50	5.356	297	-94,45
VIET NAM	15.441	23.532	52,40	247.549	393.529	58,97
MALDIVES	100	827	726,74	608	9.666	1.491,19
INDIA	17.413	21.782	25,09	280.772	367.858	31,02
PAKISTAN	398	-	-	8.729	-	-
SRI LANKA	11	-	-	326	-	-
SAUDI ARABIA	-	210	-	-	3.686	-

https://www.bps.go.id

TABEL 6. PERKEMBANGAN EKSPOR INDONESIA MENURUT KOMODITI DAN NEGARA TUJUAN
JANUARI - MARET 2021 DAN 2022

KOMODITI / NEGARA TUJUAN	BERAT BERSIH (KG)		PERUB	NILAI FOB (US $)		PERUB
	JAN-MAR 2021	JAN-MAR 2022	%	JAN-MAR 2021	JAN-MAR 2022	%
(1)	(2)	(3)	(4)	(5)	(6)	(7)
ISRAEL	20.262	11.683	-42,34	384.534	309.806	-19,43
LEBANON	153	-	-	4.542	-	-
YEMEN	3.102	7.528	142,68	5.170	12.287	137,66
TURKEY	8.423	2.362	-71,95	166.182	37.607	-77,37
UNITED ARAB EMIRATES	20.184	24.844	23,09	467.547	606.018	29,62
CYPRUS	2.033	576	-71,67	53.020	15.280	-71,18
EGYPT	-	1.870	-	-	42.599	-
MOROCCO	388	-	-	10.628	-	-
ALGERIA	1.324	-	-	37.403	-	-
TANZANIA, UNITED REP. OF	-	3.145	-	-	61.540	-
SOMALIA	2.960	1	-99,97	38.800	5	-99,99
KENYA	-	818	-	-	16.053	-
MOZAMBIQUE	-	803	-	-	16.442	-
GHANA	2.776	2.719	-2,05	55.500	55.904	0,73
GUINEA	840	147	-82,50	8.220	10	-99,88
CAMEROON	20	-	-	35	-	-
MALI	60	-	-	96	-	-
DJIBOUTI	1.410	-	-	3.050	-	-
SOUTH AFRICA	35.510	25.897	-27,07	538.642	404.477	-24,91
AUSTRALIA	600.265	548.641	-8,60	11.887.042	12.395.971	4,28
NEW ZEALAND	37.030	73.202	97,69	938.277	1.701.239	81,32
EAST TIMOR	309	24.665	7.882,05	435	23.375	5.273,57
UNITED STATES	3.403.910	3.945.303	15,91	62.939.223	79.068.861	25,63
CANADA	119.604	152.367	27,39	2.323.422	3.943.001	69,71
MEXICO	65.110	52.942	-18,69	1.198.889	837.973	-30,10
PANAMA	9.165	26.626	190,51	134.631	487.601	262,18
CHILE	55.130	46.072	-16,43	1.024.102	793.268	-22,54
ARGENTINA	66.564	16.871	-74,65	1.313.332	372.114	-71,67
BRAZIL	40.900	16.077	-60,69	821.606	375.020	-54,36
COLOMBIA	862	149	-82,74	17.225	3.207	-81,38
URUGUAY	7.802	5.728	-26,58	153.981	112.213	-27,13
PARAGUAY	-	630	-	-	10.641	-
ECUADOR	1.513	240	-84,13	18.236	2.847	-84,39
PERU	9.553	23.078	141,57	133.451	430.267	222,41
EL SALVADOR	1.631	-	-	17.796	-	-
FRENCH POLYNESIA	117	162	38,46	559	1.995	256,98
NETHERLANDS ANTILLES		150	-	-	3.906	-
UNITED KINGDOM	525.775	341.511	-35,05	10.797.648	7.290.642	-32,48
NETHERLANDS	454.573	406.234	-10,63	8.795.295	8.810.360	0,17
FRANCE	69.887	8.817	-87,38	1.614.780	253.178	-84,32
GERMANY, FED. REP. OF	613.340	494.691	-19,34	9.844.855	8.520.728	-13,45
AUSTRIA	38.032	31.255	-17,82	710.553	627.952	-11,62
BELGIUM	407.213	506.674	24,42	8.432.615	10.440.753	23,81
SWITZERLAND	1.146	5.786	404,87	28.768	114.914	299,45
MONACO	-	413	-	-	7.521	-
DENMARK	349.229	418.812	19,92	11.205.897	11.039.560	-1,48
NORWAY	2.283	6.856	200,31	63.001	199.131	216,07
SWEDEN	47.560	102.979	116,53	1.023.203	2.285.158	123,33
IRELAND	3.823	4	-99,91	13.492	148	-98,91
ITALY	615.963	612.714	-0,53	12.574.329	12.363.859	-1,67
SPAIN	13.439	45.945	241,89	226.721	395.580	74,48
PORTUGAL	111.029	76	-99,93	3.297.142	2.161	-99,93
GREECE	10.031	5.700	-43,18	165.531	96.023	-41,99
HUNGARY	-	14.239	-	-	312.590	-
POLAND	218.743	216.068	-1,22	5.174.611	5.349.322	3,38
ROMANIA	-	60	-	-	897	-
KYRGYZSTAN	82	50	-38,90	7.933	59	-99,26
UKRAINE	33.591	32.163	-4,25	932.920	758.634	-18,68
SLOVAKIA	15	10	-33,56	2.792	522	-81,30
SLOVENIA	10.279	23.065	124,39	128.595	992.543	671,84
CZECH REPUBLIC	17.558	2.100	-88,04	331.206	63.885	-80,71
RUSSIA FEDERATION	237.932	120.800	-49,23	6.877.080	2.561.875	-62,75
SERBIA	5.227	4.000	-23,47	89.729	61.561	-31,39
ALAS KAKI UNTUK KEPERLUAN SEHARI-HARI	**12.959.743**	**12.174.792**	**-6,06**	**255.252.178**	**225.187.457**	**-11,78**
JAPAN	1.088.360	650.231	-40,26	19.767.720	11.429.052	-42,18
HONG KONG	73.794	72.055	-2,36	1.942.390	1.081.323	-44,33
KOREA, REPUBLIC OF	441.061	580.924	31,71	9.194.942	11.989.214	30,39
TAIWAN	96.373	103.753	7,66	1.297.274	1.454.218	12,10
CHINA	1.674.975	1.316.117	-21,42	39.733.521	28.572.274	-28,09
MONGOLIA	-	391	-	-	11.653	-
MACAU	90	-	-	1.475	-	-
PAPUA NEW GUINEA	2.018	1.331	-34,02	27.878	13.871	-50,25
THAILAND	68.629	42.158	-38,57	1.990.512	1.289.332	-35,23
SINGAPORE	253.029	92.401	-63,48	3.467.809	2.575.419	-25,73
PHILIPPINES	59.593	37.148	-37,66	1.718.288	501.325	-70,82
MALAYSIA	164.426	82.190	-50,01	2.902.515	1.222.730	-57,87
MYANMAR	4.146	73.884	1.682,24	82.489	795.457	864,32
CAMBODIA	47.540	16.660	-64,96	621.990	47.008	-92,44
BRUNEI DARUSSALAM	2.319	3.434	48,08	12.455	37.942	204,64
NEPAL	711	-	-	2.160	-	-
VIET NAM	209.769	322.290	53,64	2.068.201	6.030.218	191,57
MALDIVES	9.788	5.612	-42,67	24.717	10.618	-57,04
INDIA	174.353	163.575	-6,18	2.352.918	2.834.078	20,45
PAKISTAN	1.636	-	-	27.151	-	-

https://www.bps.go.id

TABEL 6. PERKEMBANGAN EKSPOR INDONESIA MENURUT KOMODITI DAN NEGARA TUJUAN
JANUARI - MARET 2021 DAN 2022

KOMODITI / NEGARA TUJUAN	BERAT BERSIH (KG)		PERUB	NILAI FOB (US $)		PERUB
	JAN-MAR 2021	JAN-MAR 2022	%	JAN-MAR 2021	JAN-MAR 2022	%
(1)	(2)	(3)	(4)	(5)	(6)	(7)
BANGLADESH	-	65	-	-	506	-
SRI LANKA	2.009	1.207	-39,92	16.278	7.536	-53,70
SAUDI ARABIA	3.258	2.000	-38,59	42.956	29.185	-32,06
ISRAEL	43.798	42.654	-2,61	1.013.429	795.499	-21,50
KUWAIT	4.252	1.413	-66,77	23.468	20.661	-11,96
LEBANON	114	10.399	8.990,38	1.310	17.393	1.227,71
YEMEN	225	900	300,00	2.085	950	-54,44
TURKEY	41.035	97.326	137,18	678.198	1.531.054	125,75
UNITED ARAB EMIRATES	55.879	66.194	18,46	923.594	1.247.582	35,08
QATAR	76	52	-31,87	175	232	32,95
CYPRUS	1.249	691	-44,64	21.477	18.716	-12,86
EGYPT	103	-	-	2.818	-	-
MOROCCO	10.021	7.362	-26,53	160.597	127.400	-20,67
ALGERIA	20.866	16.540	-20,73	258.223	234.507	-9,18
SUDAN	-	563	-	-	7.532	-
TANZANIA, UNITED REP. OF	14.090	4.312	-69,40	4.690	4.270	-8,95
MADAGASCAR	9.932	-	-	7.075	-	-
SOMALIA	-	3.200	-	-	2.493	-
KENYA	-	5.375	-	-	50.658	-
REUNION	1.003	51	-94,92	31.952	1.429	-95,53
MOZAMBIQUE	-	7.216	-	-	11.056	-
TOGO	1	2	100,00	14	21	47,89
LIBERIA	-	42.504	-	-	185.706	-
GUINEA	798	921	15,41	9.440	28.960	206,78
ANGOLA	3.935	12.000	204,96	228	4.480	1.864,91
NIGERIA	353	3.898	1.004,11	1.168	6.972	497,06
COTE D'IVOIRE	493	-	-	3.053	-	-
SENEGAL	4.867	-	-	18.566	-	-
BURKINA FASO	-	2.375	-	-	3.749	-
SEYCHELLES	-	245	-	-	4.683	-
DJIBOUTI	-	180	-	-	330	-
SOUTH AFRICA	129.236	96.666	-25,20	1.617.124	1.481.744	-8,37
MALAWI	-	5.619	-	-	101.266	-
MAURITIUS	4.650	1.063	-77,15	4.740	2.172	-54,18
AUSTRALIA	295.642	98.943	-66,53	7.407.404	1.982.955	-73,23
NEW ZEALAND	16.670	12.125	-27,26	511.189	226.663	-55,66
NEW CALEDONIA	266	94	-64,85	5.002	6.144	22,82
VANUATU	147	1.640	1.015,27	430	4.430	930,12
SOLOMON ISLANDS	-	7.116	-	-	16.367	-
EAST TIMOR	142.091	127.840	-10,03	216.088	150.892	-30,17
UNITED STATES	3.759.667	4.213.381	12,07	75.803.693	73.497.070	-3,04
CANADA	159.044	206.446	29,80	3.341.105	3.775.183	12,99
MEXICO	167.929	146.199	-12,94	2.539.382	2.241.804	-11,72
HONDURAS	270	-	-	10.810	-	-
PANAMA	10.428	41.500	297,97	243.302	648.848	166,68
CHILE	62.129	55.921	-9,99	1.081.159	1.163.879	7,65
ARGENTINA	181.078	169.497	-6,40	3.256.604	2.754.389	-15,42
BRAZIL	109.277	14.786	-86,47	2.826.261	303.829	-89,25
COLOMBIA	16.354	8.914	-45,49	362.751	159.683	-55,98
BOLIVIA	-	268	-	-	3.539	-
URUGUAY	6.223	14.434	131,95	97.490	243.870	150,15
PARAGUAY	127	2.722	2.047,03	1.190	37.974	3.091,59
ECUADOR	660	2.617	296,40	8.797	42.049	378,01
PERU	42.441	46.993	10,73	628.360	622.811	-0,88
PUERTO RICO	-	1.376	-	-	20.754	-
DOMINICAN REPUBLIC	-	1.186	-	-	19.091	-
EL SALVADOR	526	2.379	352,54	7.845	43.027	448,49
COSTA RICA	15	15	0,00	242	362	49,39
ARUBA	282	-	-	257	-	-
CAYMAN ISLANDS	20	10	-50,00	296	192	-35,12
FRENCH POLYNESIA	16	-	-	48	-	-
NETHERLANDS ANTILLES	-	3	-	-	146	-
VIRGIN ISLANDS (BRITISH)	3	-	-	8	-	-
UNITED KINGDOM	619.840	316.225	-48,98	9.707.296	5.228.971	-46,13
NETHERLANDS	244.183	484.196	98,29	4.561.059	8.194.255	79,66
FRANCE	169.257	114.579	-32,30	2.393.235	1.412.152	-40,99
GERMANY, FED. REP. OF	840.869	743.472	-11,58	17.976.180	13.057.547	-27,36
AUSTRIA	955	947	-0,82	14.583	12.699	-12,92
BELGIUM	466.676	333.721	-28,49	6.737.787	5.380.414	-20,15
SWITZERLAND	5.175	9.038	74,65	237.017	473.344	99,71
MONACO	-	7.966	-	-	202.803	-
DENMARK	30.243	130.504	331,52	835.486	3.336.741	299,38
NORWAY	-	11.246	-	-	228.651	-
SWEDEN	19.780	47.743	141,37	376.707	1.233.025	227,32
FINLAND	4.513	13.282	194,28	93.618	176.244	88,26
IRELAND	-	266	-	-	5.073	-
ITALY	467.457	247.802	-46,99	10.603.495	5.738.650	-45,88
SPAIN	127.642	85.868	-32,73	1.899.067	1.532.164	-19,32
PORTUGAL	80.070	119.412	49,14	5.298.822	7.147.642	34,89
GREECE	36.982	33.391	-9,71	636.972	649.800	2,01
HUNGARY	21.254	39.915	87,80	361.757	705.060	94,90
POLAND	4.823	47.872	892,64	112.658	1.189.024	955,43
ROMANIA	13	-	-	339	-	-
BULGARIA	321	465	45,07	3.490	5.549	58,99
UKRAINE	2.182	9.162	319,88	59.634	174.247	192,19

https://www.bps.go.id

TABEL 6. PERKEMBANGAN EKSPOR INDONESIA MENURUT KOMODITI DAN NEGARA TUJUAN
JANUARI - MARET 2021 DAN 2022

KOMODITI / NEGARA TUJUAN	BERAT BERSIH (KG)		PERUB	NILAI FOB (US $)		PERUB
	JAN-MAR 2021	JAN-MAR 2022	%	JAN-MAR 2021	JAN-MAR 2022	%
(1)	(2)	(3)	(4)	(5)	(6)	(7)
SLOVAKIA	18.177	33.708	85,44	1.033.619	2.029.507	96,35
SLOVENIA	1.420	29.070	1.946,56	18.917	895.551	4.634,03
CZECH REPUBLIC	1.075	246	-77,11	13.725	8.669	-36,84
RUSSIA FEDERATION	100.667	136.872	35,96	1.847.448	2.305.828	24,81
SERBIA	11	4.273	37.317,51	491	73.424	14.867,36
BARANG DARI KULIT DAN KULIT BUATAN UNTUK KEPERLUAN PRIBADI	**10.003.672**	**18.421.788**	**84,15**	**174.847.716**	**315.562.155**	**80,48**
JAPAN	420.486	597.614	42,12	7.908.300	10.343.254	30,79
HONG KONG	200.297	230.922	15,29	5.130.393	6.543.780	27,55
KOREA, REPUBLIC OF	168.176	235.722	40,16	2.226.044	4.370.488	96,33
TAIWAN	46.272	63.278	36,75	636.592	687.854	8,05
CHINA	416.864	369.041	-11,47	7.820.655	8.052.625	2,97
MONGOLIA	-	4.181	-	-	86.645	-
MACAU	209	70	-66,54	11.367	3.080	-72,90
PAPUA NEW GUINEA	2.110	150	-92,89	14.232	599	-95,79
THAILAND	51.859	34.717	-33,05	738.592	559.478	-24,25
SINGAPORE	128.660	127.969	-0,54	4.456.122	3.201.651	-28,15
PHILIPPINES	54.321	69.078	27,17	680.646	1.028.676	51,13
MALAYSIA	171.836	138.801	-19,22	2.366.397	1.450.690	-38,70
MYANMAR	-	4.560	-	-	228.865	-
CAMBODIA	36	1.995	5.480,48	906	20.105	2.118,34
BRUNEI DARUSSALAM	891	1.133	27,15	3.404	11.641	241,99
VIET NAM	8.141	6.776	-16,76	314.649	158.102	-49,75
MALDIVES	566	1.551	173,98	5.680	37.682	563,43
INDIA	10.441	16.486	57,90	101.204	168.170	66,17
PAKISTAN	3.871	5.339	37,91	38.171	68.397	79,19
BANGLADESH	10.584	11.773	11,23	85.061	111.421	30,99
SRI LANKA	107	7	-93,13	4.846	59	-98,77
IRAQ	-	87	-	-	2.998	-
SAUDI ARABIA	10.358	7.978	-22,98	76.265	257.538	237,69
ISRAEL	22.930	17.844	-22,18	383.518	257.169	-32,94
KUWAIT	2.250	1.223	-45,63	6.000	28.090	368,16
JORDAN	33	-	-	608	-	-
LEBANON	188	340	80,29	3.571	7.423	107,88
YEMEN	-	289	-	-	4.090	-
TURKEY	7.703	18.270	137,18	40.663	303.923	647,43
UNITED ARAB EMIRATES	110.270	133.241	20,83	1.322.449	2.307.205	74,46
QATAR	72	17	-76,49	424	62	-85,43
LIBYAN ARAB JAMAHIRIYA	-	350	-	-	1.463	-
MOROCCO	4.113	2.596	-36,89	66.236	46.297	-30,10
TUNISIA	-	3.702	-	-	652.703	-
ALGERIA	178	-	-	1.617	-	-
ETHIOPIA	-	2	-	-	50	-
TANZANIA, UNITED REP. OF	150	-	-	1.434	-	-
KENYA	-	30	-	-	73	-
REUNION	116	455	292,24	1.317	4.189	218,19
TOGO	15	-	-	10	-	-
GHANA	-	179	-	-	514	-
GUINEA	6	-	-	146	-	-
ANGOLA	3	-	-	177	-	-
CAMEROON	1	-	-	56	-	-
NIGERIA	198	-	-	412	-	-
SENEGAL	5.658	175	-96,91	29.367	3.570	-87,84
SEYCHELLES	-	29	-	-	535	-
UGANDA	-	324	-	-	960	-
CENTRAL AFRICAN REPUBLIC	-	3.017	-	-	137.437	-
DJIBOUTI	766	-	-	8.871	-	-
SOUTH AFRICA	50.275	81.820	62,74	550.457	957.791	74,00
MALAWI	-	2.061	-	-	42.703	-
MAURITIUS	-	286	-	-	1.493	-
AUSTRALIA	118.071	138.856	17,60	1.602.068	1.889.229	17,92
NEW ZEALAND	14.768	15.454	4,65	181.315	230.407	27,08
GUAM	341	168	-50,69	1.383	692	-49,95
NEW CALEDONIA	70	212	202,14	858	5.395	529,07
WALLIS AND FUTUNA ISLANDS	-	45	-	-	927	-
FIJI	211	192	-9,00	3.404	2.812	-17,38
EAST TIMOR	35.877	28.972	-19,25	59.947	47.505	-20,76
UNITED STATES	5.139.563	11.547.494	124,68	92.593.466	197.527.626	113,33
CANADA	158.074	307.534	94,55	3.217.140	6.365.772	97,87
MEXICO	105.357	154.842	46,97	1.323.192	1.670.322	26,23
GUATEMALA	66	179	171,21	1.262	2.817	123,16
PANAMA	9.121	34.485	278,10	137.878	503.746	265,36
CUBA	56.462	-	-	95.200	-	-
CHILE	27.144	63.153	132,66	301.988	752.378	149,14
VENEZUELA	4.358	-	-	17.161	-	-
ARGENTINA	17.785	21.788	22,51	156.944	227.161	44,74
BRAZIL	130.436	146.874	12,60	1.390.870	1.628.705	17,10
COLOMBIA	6.659	13.080	96,42	110.449	214.637	94,33
URUGUAY	4.463	4.374	-1,99	69.173	41.140	-40,53
PARAGUAY	88	43	-50,36	1.943	1.173	-39,64
ECUADOR	-	165	-	-	6.775	-
PERU	4.349	21.020	383,31	70.811	290.759	310,61
PUERTO RICO	-	1	-	-	170	-
DOMINICAN REPUBLIC	-	41	-	-	809	-

https://www.bps.go.id

TABEL 6. PERKEMBANGAN EKSPOR INDONESIA MENURUT KOMODITI DAN NEGARA TUJUAN
JANUARI - MARET 2021 DAN 2022

KOMODITI / NEGARA TUJUAN	BERAT BERSIH (KG)		PERUB	NILAI FOB (US $)		PERUB
	JAN-MAR 2021	JAN-MAR 2022	%	JAN-MAR 2021	JAN-MAR 2022	%
(1)	(2)	(3)	(4)	(5)	(6)	(7)
EL SALVADOR	442	-	-	11.184	-	-
COSTA RICA	16	21	30,00	338	458	35,29
BARBADOS	-	1	-	-	39	-
CAYMAN ISLANDS	60	-	-	472	-	-
FRENCH POLYNESIA	1.635	2.160	32,08	33.443	46.690	39,61
MARTINIQUE	-	362	-	-	7.105	-
GUADELOUPE	92	118	28,26	3.889	669	-82,79
VIRGIN ISLANDS (BRITISH)	-	150	-	-	1.993	-
UNITED KINGDOM	200.818	312.101	55,42	2.456.741	4.230.132	72,18
NETHERLANDS	444.818	677.361	52,28	11.784.317	18.729.298	58,93
FRANCE	55.133	37.301	-32,34	1.292.240	888.537	-31,24
GERMANY, FED. REP. OF	405.793	600.945	48,09	5.545.005	8.233.030	48,48
AUSTRIA	628	277	-55,93	10.284	7.153	-30,44
BELGIUM	830.291	1.524.716	83,64	12.203.280	22.141.604	81,44
SWITZERLAND	14.755	4.322	-70,71	432.942	157.556	-63,61
DENMARK	618	4.629	649,49	17.077	65.481	283,44
NORWAY	8.552	3.370	-60,59	200.903	59.074	-70,60
SWEDEN	2.532	3.201	26,44	158.916	79.753	-49,81
FINLAND	113	210	85,18	2.465	3.299	33,87
ITALY	149.040	377.852	153,52	1.947.069	5.253.383	169,81
SPAIN	42.134	70.105	66,39	413.790	744.603	79,95
PORTUGAL	919	1.091	18,73	17.908	20.692	15,55
GREECE	6.638	17.889	169,50	105.233	270.270	156,83
HUNGARY	1.344	4.143	208,31	7.001	56.572	708,00
POLAND	6.831	11.837	73,29	76.722	112.251	46,31
ROMANIA	286	-	-	6.593	-	-
BULGARIA	2.139	18.170	749,42	48.081	36.102	-24,91
ARMENIA	-	46	-	-	647	-
BELARUS	225	-	-	3.091	-	-
KAZAKHSTAN	2.505	1.822	-27,27	55.654	39.102	-29,74
KYRGYZSTAN	285	442	55,19	88.612	25.561	-71,15
UKRAINE	2.343	1.605	-31,51	39.836	19.152	-51,92
LITHUANIA	57	-	-	633	-	-
LATVIA	13	-	-	230	-	-
ESTONIA	11	40	277,46	497	1.134	128,19
CROATIA	13	287	2.100,92	234	2.171	828,99
MALTA	445	391	-12,11	11.283	8.082	-28,37
SLOVENIA	1.313	1.990	51,50	29.802	55.884	87,52
CZECH REPUBLIC	38.640	11.463	-70,33	832.295	264.657	-68,20
RUSSIA FEDERATION	37.894	36.909	-2,60	635.341	437.183	-31,19
SERBIA	29	13	-53,90	1.007	343	-65,89
KULIT DISAMAK	**1.332.611**	**1.242.397**	**-6,77**	**18.478.485**	**25.297.837**	**36,90**
JAPAN	4.926	5.334	8,29	404.534	395.772	-2,17
HONG KONG	30.626	45.711	49,25	745.555	1.082.742	45,23
KOREA, REPUBLIC OF	67.684	92.419	36,55	1.824.219	5.037.836	176,16
TAIWAN	35.755	22.548	-36,94	604.591	450.808	-25,44
CHINA	874.033	607.215	-30,53	4.341.083	2.863.875	-34,03
PAPUA NEW GUINEA	-	300	-	-	60.000	-
THAILAND	33.134	63.937	92,97	1.040.471	1.856.845	78,46
SINGAPORE	16.325	15.305	-6,25	1.343.675	1.893.317	40,91
PHILIPPINES	25.352	54.790	116,12	554.764	1.184.702	113,55
MALAYSIA	68.836	79.603	15,64	1.154.435	1.504.933	30,36
MYANMAR	-	84	-	-	5.596	-
CAMBODIA	2.359	8.687	268,23	90.208	355.135	293,69
VIET NAM	117.311	156.855	33,71	3.598.039	5.072.927	40,99
MALDIVES	16	-	-	809	-	-
INDIA	26.739	38.985	45,80	522.724	1.107.446	111,86
PAKISTAN	36	304	738,62	6.100	3.172	-48,00
BANGLADESH	2.630	2.829	7,57	109.554	114.141	4,19
SRI LANKA	121	159	31,40	5.385	7.113	32,08
IRAN (ISLAMIC REPUBLIC OF)	14.119	-	-	20.578	-	-
SAUDI ARABIA	33	21	-35,38	15.098	13.210	-12,51
TURKEY	2.526	1.882	-25,48	270.769	176.312	-34,88
UNITED ARAB EMIRATES	20	-	-	450	-	-
NIGERIA	-	4.761	-	-	7.380	-
AUSTRALIA	-	1	-	-	1	-
NEW ZEALAND	247	90	-63,56	385	702	82,33
UNITED STATES	427	6.186	1.348,40	42.638	99.045	132,29
MEXICO	2.526	7.135	182,46	279.294	724.301	159,33
PERU	-	5	-	-	83	-
NETHERLANDS	675	222	-67,11	1.730	5.275	205,00
FRANCE	251	1.177	369,67	10.498	51.970	395,06
GERMANY, FED. REP. OF	1.061	1.967	85,32	28.834	60.019	108,16
SWEDEN	383	588	53,56	18.270	26.887	47,16
ITALY	3.532	5.456	54,48	1.377.063	939.180	-31,80
SPAIN	74	498	572,97	35.523	54.000	52,01
PORTUGAL	591	153	-74,02	19.063	4.524	-76,27
ARMENIA	253	143	-43,44	10.322	17.928	73,68
SLOVAKIA	-	16.577	-	-	98.420	-
CZECH REPUBLIC	-	467	-	-	22.121	-
RUSSIA FEDERATION	12	4	-66,67	1.824	120	-93,42
KAYU LAPIS	**377.915.197**	**416.563.946**	**10,23**	**345.268.341**	**534.625.638**	**54,84**
JAPAN	86.834.747	103.070.967	18,70	86.842.584	154.506.586	77,92

https://www.bps.go.id

TABEL 6. PERKEMBANGAN EKSPOR INDONESIA MENURUT KOMODITI DAN NEGARA TUJUAN
JANUARI - MARET 2021 DAN 2022

KOMODITI / NEGARA TUJUAN	BERAT BERSIH (KG)		PERUB	NILAI FOB (US $)		PERUB
	JAN-MAR 2021	JAN-MAR 2022	%	JAN-MAR 2021	JAN-MAR 2022	%
(1)	(2)	(3)	(4)	(5)	(6)	(7)
HONG KONG	1.511.821	1.412.173	-6,59	1.240.195	1.305.654	5,28
KOREA, REPUBLIC OF	79.276.920	84.766.496	6,92	64.163.322	85.865.555	33,82
TAIWAN	19.493.207	14.507.817	-25,58	13.166.329	14.050.386	6,71
CHINA	3.115.523	1.829.431	-41,28	2.546.884	1.949.745	-23,45
THAILAND	3.717.337	3.399.209	-8,56	2.875.472	3.866.888	34,48
SINGAPORE	8.894.304	9.188.297	3,31	6.923.128	7.750.628	11,95
PHILIPPINES	2.631.802	3.494.753	32,79	2.710.217	4.792.395	76,83
MALAYSIA	25.906.795	25.722.618	-0,71	20.842.132	23.851.322	14,44
MYANMAR	-	21.141	-	-	20.955	-
CAMBODIA	48.393	-	-	38.552	-	-
BRUNEI DARUSSALAM	267.361	281.692	5,36	202.449	253.485	25,21
VIET NAM	2.770.998	2.524.781	-8,89	2.987.979	3.370.418	12,80
MALDIVES	25.911	35.621	37,47	20.931	34.371	64,22
INDIA	9.373.262	6.888.334	-26,51	7.576.154	7.663.615	1,15
IRAQ	281.283	20.300	-92,78	227.696	18.068	-92,06
SAUDI ARABIA	14.470.753	9.587.751	-33,74	11.566.818	9.054.354	-21,72
KUWAIT	427.334	1.359.707	218,18	588.975	1.414.146	140,10
JORDAN	154.018	159.798	3,75	136.930	141.412	3,27
LEBANON	-	41.979	-	-	39.261	-
OMAN	1.587.055	756.432	-52,34	1.381.729	771.482	-44,17
UNITED ARAB EMIRATES	3.207.896	3.671.326	14,45	2.637.967	3.529.886	33,81
QATAR	322.006	638.471	98,28	288.430	530.901	84,07
BAHRAIN	227.582	151.880	-33,26	184.970	140.480	-24,05
CYPRUS	-	22.023	-	-	23.472	-
EGYPT	156.940	31.828	-79,72	148.947	24.401	-83,62
MOROCCO	-	52.357	-	-	48.948	-
SOMALIA	60.918	45.000	-26,13	57.935	48.310	-16,61
SOUTH AFRICA	357.941	333.575	-6,81	336.855	346.777	2,95
COMOROS	-	19.000	-	-	22.016	-
MAURITIUS	36.000	-	-	7.263	-	-
MAYOTTE	22.362	-	-	20.353	-	-
AUSTRALIA	5.520.306	8.593.268	55,67	6.899.842	11.991.734	73,80
NEW ZEALAND	324.487	158.963	-51,01	335.075	205.474	-38,68
EAST TIMOR	197.062	308.855	56,73	117.785	213.495	81,26
UNITED STATES	84.814.402	116.589.597	37,46	85.819.792	170.955.142	99,20
CANADA	2.315.631	1.610.489	-30,45	2.210.395	2.778.343	25,69
MEXICO	1.544.954	458.366	-70,33	1.470.888	494.008	-66,41
CHILE	16.005	-	-	16.915	-	-
UNITED KINGDOM	9.227.889	7.576.938	-17,89	9.588.316	11.707.675	22,10
NETHERLANDS	3.023.991	2.359.405	-21,98	3.449.786	3.236.194	-6,19
GERMANY, FED. REP. OF	1.962.025	2.406.029	22,63	2.247.960	4.365.680	94,21
BELGIUM	2.707.329	995.752	-63,22	2.293.436	1.257.306	-45,18
SWITZERLAND	463	-	-	760	-	-
DENMARK	81.600	30.560	-62,55	54.533	33.068	-39,36
SWEDEN	7.289	11.588	58,98	12.826	23.048	79,69
ITALY	909.559	1.321.260	45,26	943.571	1.760.302	86,56
SPAIN	-	24.750	-	-	19.835	-
PORTUGAL	17.189	27.897	62,30	38.106	95.492	150,60
GREECE	21.549	21.350	-0,92	55	22.321	40.820,46
HUNGARY	-	3	-	-	1	-
ROMANIA	43.000	-	-	47.106	-	-
MALTA	-	34.120	-	-	30.602	-
PANEL KAYU LAINNYA	**313.999.769**	**332.557.389**	**5,91**	**212.719.043**	**279.023.248**	**31,17**
JAPAN	36.276.690	46.640.245	28,57	40.532.733	56.047.475	38,28
HONG KONG	2.044.989	1.759.983	-13,94	1.384.601	1.266.407	-8,54
KOREA, REPUBLIC OF	17.622.930	16.264.121	-7,71	10.904.838	9.222.217	-15,43
TAIWAN	28.640.516	26.143.762	-8,72	16.077.081	15.718.189	-2,23
CHINA	97.080.156	102.016.485	5,08	54.017.633	60.677.516	12,33
THAILAND	1.956.170	1.692.388	-13,48	952.438	1.289.853	35,43
SINGAPORE	3.871.047	3.403.397	-12,08	2.878.561	2.558.893	-11,11
PHILIPPINES	1.771.095	1.767.026	-0,23	701.598	944.413	34,61
MALAYSIA	12.418.433	13.968.024	12,48	7.343.912	9.052.379	23,26
MYANMAR	672.104	249.252	-62,91	156.809	84.507	-46,11
CAMBODIA	2.854	-	-	2.839	-	-
BRUNEI DARUSSALAM	250.364	390.207	55,86	222.259	363.700	63,64
VIET NAM	3.138.334	410.675	-86,91	979.652	302.890	-69,08
MALDIVES	166.476	409.250	145,83	191.425	464.889	142,86
INDIA	2.862.255	1.031.022	-63,98	917.298	456.162	-50,27
IRAQ	909.497	1.190.839	30,93	572.945	816.019	42,43
IRAN (ISLAMIC REPUBLIC OF)	7.315.490	9.230.123	26,17	1.824.160	2.997.577	64,33
SAUDI ARABIA	13.195.457	12.485.661	-5,38	6.245.196	6.689.375	7,11
ISRAEL	60.707	34.181	-43,70	55.444	45.977	-17,07
KUWAIT	1.790.027	1.942.235	8,50	1.294.764	1.431.804	10,58
JORDAN	14.119.461	3.924.286	-72,21	8.343.009	3.122.421	-62,57
LEBANON	38.000	100.400	164,21	24.485	65.791	168,70
YEMEN	3.060.105	-	-	598.611	-	-
OMAN	-	130.672	-	-	118.967	-
UNITED ARAB EMIRATES	3.179.544	185.986	-94,15	948.761	151.033	-84,08
QATAR	409.248	168.165	-58,91	269.673	145.579	-46,02
BAHRAIN	90.820	123.096	35,54	82.684	93.081	12,57
EGYPT	18.595.292	29.926.016	60,93	5.496.011	10.245.763	86,42
LIBYAN ARAB JAMAHIRIYA	411.173	73.892	-82,03	316.527	64.667	-79,57
MOROCCO	-	84.074	-	-	84.723	-
ALGERIA	21.036	76.365	263,02	18.637	60.673	225,56

https://ww.bps.go.id

TABEL 6. PERKEMBANGAN EKSPOR INDONESIA MENURUT KOMODITI DAN NEGARA TUJUAN
JANUARI - MARET 2021 DAN 2022

KOMODITI / NEGARA TUJUAN	BERAT BERSIH (KG)		PERUB	NILAI FOB (US $)		PERUB
	JAN-MAR 2021	JAN-MAR 2022	%	JAN-MAR 2021	JAN-MAR 2022	%
(1)	(2)	(3)	(4)	(5)	(6)	(7)
SUDAN	3.453.471	-	-	813.753	-	-
SOUTH AFRICA	8.600	97.371	1.032,22	11.014	80.835	633,95
MAURITIUS	3.179	3.231	1,64	7.828	8.853	13,10
AUSTRALIA	4.748.114	4.450.225	-6,27	7.809.043	8.326.237	6,62
NEW ZEALAND	40.896	81.464	99,20	62.948	130.863	107,89
EAST TIMOR	-	22.140	-	-	13.726	-
UNITED STATES	24.763.340	44.969.649	81,60	30.747.647	75.596.686	145,86
CANADA	1.426.607	767.429	-46,21	1.912.124	1.318.470	-31,05
MEXICO	5.039.676	3.100.954	-38,47	3.809.314	2.940.224	-22,81
UNITED KINGDOM	935.282	1.003.065	7,25	1.467.189	1.807.834	23,22
NETHERLANDS	247.982	54.331	-78,09	269.612	96.496	-64,21
FRANCE	26.101	1.487	-94,30	25.817	5.186	-79,91
GERMANY, FED. REP. OF	1.293.201	1.755.383	35,74	2.350.721	3.667.752	56,03
BELGIUM	799	151.880	18.920,66	8.959	123.814	1.282,01
ITALY	19.847	39.868	100,87	22.687	48.715	114,73
GREECE	-	149.789	-	-	174.595	-
POLAND	22.403	24.491	9,32	45.801	24.491	-46,53
ROMANIA	-	62.806	-	-	75.536	-
KAZAKHSTAN	2	-	-	3	-	-
KAYU OLAHAN	**452.062.144**	**602.214.301**	**33,21**	**195.250.851**	**196.583.075**	**0,68**
JAPAN	216.534.440	216.003.041	-0,25	24.444.334	25.546.453	4,51
HONG KONG	35.997	19.793	-45,01	44.761	39.547	-11,65
KOREA, REPUBLIC OF	97.255.285	106.997.415	10,02	20.242.904	22.399.717	10,65
TAIWAN	1.019.904	1.301.066	27,57	650.282	892.007	37,17
CHINA	54.283.704	206.418.158	280,26	47.568.588	41.563.498	-12,62
THAILAND	-	44.995	-	-	55.363	-
SINGAPORE	33.113	31.476	-4,94	34.899	83.159	138,28
PHILIPPINES	86.000	213.121	147,82	7.660	68.794	798,10
MALAYSIA	561.980	473.197	-15,80	375.975	297.454	-20,88
CAMBODIA	38.684	14.975	-61,29	38.116	9.967	-73,85
BRUNEI DARUSSALAM	210	-	-	144	-	-
NEPAL	1.084.197	-	-	750.658	-	-
VIET NAM	1.395.943	1.319.997	-5,44	1.025.430	1.057.115	3,09
MALDIVES	59.946	30.812	-48,60	95.672	60.756	-36,50
INDIA	25.043.517	18.938.427	-24,38	14.628.308	10.455.606	-28,52
PAKISTAN	143.520	40.347	-71,89	52.665	29.235	-44,49
BANGLADESH	19.101	413	-97,84	12.206	348	-97,15
SRI LANKA	11.628	58.041	399,16	2.930	36.780	1.155,31
IRAN (ISLAMIC REPUBLIC OF)	-	35.627	-	-	67.336	-
SAUDI ARABIA	44.920	44.292	-1,40	34.860	59.516	70,73
ISRAEL	27.217	29.448	8,20	39.463	81.759	107,18
KUWAIT	27.015	17.965	-33,50	3.377	32.318	857,03
YEMEN	11.497	-	-	5.559	-	-
TURKEY	-	39.722	-	-	56.166	-
UNITED ARAB EMIRATES	95.072	133.479	40,40	62.916	74.762	18,83
QATAR	17.831	16.664	-6,54	34.565	30.019	-13,15
BAHRAIN	-	24.213	-	-	11.158	-
CYPRUS	-	11.500	-	-	10.291	-
LIBYAN ARAB JAMAHIRIYA	47.050	31.000	-34,11	11.472	12.866	12,15
MOROCCO	2.444	8.094	231,18	3.364	8.657	157,32
TANZANIA, UNITED REP. OF	-	12.000	-	-	800	-
SOMALIA	19.140	39.976	108,86	47.560	101.742	113,92
KENYA	104.000	-	-	11.960	-	-
REUNION	-	25.206	-	-	17.414	-
LIBERIA	-	3.300	-	-	18.335	-
COTE D'IVOIRE	18.000	-	-	22.500	-	-
BENIN	24.579	27.632	12,42	10.569	6.569	-37,85
DJIBOUTI	-	7.945	-	-	25.140	-
SOUTH AFRICA	1.602.520	1.631.751	1,82	1.944.199	2.539.525	30,62
MAURITIUS	14.704	37.584	155,60	38.267	79.402	107,50
AUSTRALIA	19.219.769	16.119.719	-16,13	31.089.102	27.920.539	-10,19
NEW ZEALAND	5.212.746	6.032.175	15,72	9.001.381	12.765.767	41,82
NEW CALEDONIA	94.631	78.435	-17,11	177.966	163.140	-8,33
EAST TIMOR	-	2	-	-	4	-
UNITED STATES	7.625.931	7.689.308	0,83	12.417.541	15.015.745	20,92
CANADA	271.536	184.571	-32,03	464.853	391.097	-15,87
MEXICO	8.942	384.384	4.198,76	12.862	797.659	6.101,55
PUERTO RICO	16.220	-	-	45.589	-	-
COSTA RICA	-	8.900	-	-	10.509	-
ARUBA	12.850	-	-	11.663	-	-
FRENCH GUIANA	8.925	-	-	12.700	-	-
FRENCH POLYNESIA	47.590	140.641	195,53	86.604	269.213	210,86
NETHERLANDS ANTILLES	-	4.765	-	-	3.565	-
GUADELOUPE	15.234	4.700	-69,15	18.358	7.348	-59,97
UNITED KINGDOM	843.452	1.133.508	34,39	1.583.334	2.326.257	46,92
NETHERLANDS	9.132.197	7.540.367	-17,43	14.404.225	15.457.576	7,31
FRANCE	401.987	1.426.372	254,83	631.650	2.748.795	335,18
GERMANY, FED. REP. OF	7.207.335	4.338.207	-39,81	9.038.107	7.174.420	-20,62
BELGIUM	1.022.329	1.496.013	46,33	1.553.446	2.416.824	55,58
SWITZERLAND	17.542	-	-	21.663	-	-
DENMARK	387.686	387.240	-0,12	537.651	755.057	40,44
SWEDEN	70.638	168.816	138,99	95.038	238.961	151,44
FINLAND	-	22.307	-	-	36.741	-
IRELAND	78.029	46.405	-40,53	119.364	91.432	-23,40

https://www.bps.go.id

TABEL 6. PERKEMBANGAN EKSPOR INDONESIA MENURUT KOMODITI DAN NEGARA TUJUAN
JANUARI - MARET 2021 DAN 2022

KOMODITI / NEGARA TUJUAN	BERAT BERSIH (KG)		PERUB	NILAI FOB (US $)		PERUB
	JAN-MAR 2021	JAN-MAR 2022	%	JAN-MAR 2021	JAN-MAR 2022	%
(1)	(2)	(3)	(4)	(5)	(6)	(7)
ITALY	150.683	255.825	69,78	530.703	949.817	78,97
SPAIN	33.172	22.569	-31,96	162.008	40.760	-74,84
GREECE	22.843	43.403	90,01	26.490	104.771	295,51
HUNGARY	2.504	-	-	8.178	-	-
POLAND	267.666	356.748	33,28	311.149	594.924	91,20
ROMANIA	16.400	-	-	39.463	-	-
BULGARIA	-	175	-	-	1.071	-
ALBANIA	-	2.195	-	-	5.117	-
ARMENIA	53.370	-	-	100.319	-	-
UKRAINE	2.554	32.592	1.176,37	16.328	63.284	287,58
ESTONIA	18.700	61.462	228,67	25.538	99.274	288,73
GEORGIA	305	-	-	213	-	-
CROATIA	35.795	17.959	-49,83	127.120	66.071	-48,02
SLOVENIA	-	33.583	-	-	48.729	-
CZECH REPUBLIC	23.754	33.581	41,37	29.591	58.030	96,11
RUSSIA FEDERATION	75.670	64.701	-14,50	304.491	131.006	-56,98
BARANG BANGUNAN DARI KAYU	**60.713.567**	**68.235.030**	**12,39**	**122.566.505**	**145.800.879**	**18,96**
JAPAN	7.677.126	7.131.550	-7,11	14.246.756	14.665.509	2,94
HONG KONG	97.430	141.194	44,92	283.189	436.720	54,22
KOREA, REPUBLIC OF	1.370.928	3.270.375	138,55	2.057.080	3.912.578	90,20
TAIWAN	265.341	318.417	20,00	392.781	413.828	5,36
CHINA	2.555.910	1.539.187	-39,78	5.445.863	2.661.417	-51,13
MONGOLIA	4.386	-	-	12.712	-	-
THAILAND	330.810	334.175	1,02	354.268	408.284	15,25
SINGAPORE	177.716	413.712	132,79	243.325	641.217	163,52
PHILIPPINES	146.658	208.094	41,89	240.063	400.231	66,72
MALAYSIA	533.057	641.078	20,26	630.714	639.374	1,37
CAMBODIA	41.600	17.424	-58,12	24.000	7.397	-69,18
BRUNEI DARUSSALAM	30.000	-	-	50.650	-	-
NEPAL	219.089	2	-100,00	153.368	2	-100,00
VIET NAM	24	23.872	101.482,55	10	89.410	893.995,60
MALDIVES	54.507	52.064	-4,48	119.640	146.147	22,15
INDIA	1.607.173	2.687.925	67,25	1.399.123	2.021.666	44,50
PAKISTAN	3.892	4	-99,90	10.508	0	-100,00
BANGLADESH	102.560	90.682	-11,58	67.214	77.202	14,86
SRI LANKA	54.107	8.560	-84,18	229.771	9.727	-95,77
IRAN (ISLAMIC REPUBLIC OF)	42.054	32.445	-22,85	94.414	69.910	-25,95
SAUDI ARABIA	1.161	-	-	4.571	-	-
ISRAEL	4.850	24.801	411,36	13.925	80.259	476,36
KUWAIT	4	-	-	2	-	-
OMAN	-	31.374	-	-	53.980	-
TURKEY	-	1.640	-	-	3.346	-
UNITED ARAB EMIRATES	41.695	164.904	295,50	63.520	227.556	258,24
QATAR	14.838	3	-99,98	14.050	2	-99,99
BAHRAIN	5	23.496	451.749,23	5	10.000	215.882,72
TUNISIA	4	-	-	3	-	-
ETHIOPIA	17.945	15.129	-15,69	26.481	48.715	83,96
TANZANIA, UNITED REP. OF	-	9.955	-	-	53.380	-
SOMALIA	253.065	616.491	143,61	509.901	1.289.926	152,98
REUNION	75.166	33.524	-55,40	180.961	61.759	-65,87
BOTSWANA	50.000	-	-	53.039	-	-
SEYCHELLES	5.658	41.550	634,42	32.564	77.053	136,62
NIGER	16.770	-	-	515.849	-	-
DJIBOUTI	12.967	21.956	69,33	42.740	33.620	-21,34
SOUTH AFRICA	3.298.953	3.475.617	5,36	3.584.110	4.258.096	18,80
COMOROS	26.200	-	-	40.770	-	-
MAURITIUS	1.743	5.414	210,59	11.567	23.789	105,66
RWANDA	5	-	-	4	-	-
AUSTRALIA	3.182.415	3.227.562	1,42	7.804.957	8.005.438	2,57
NEW ZEALAND	99.373	173.363	74,46	288.946	484.135	67,55
GUAM	9.608	10.517	9,46	16.501	21.798	32,10
NEW CALEDONIA	522	16.855	3.128,90	1.483	32.232	2.073,07
EAST TIMOR	17.734	44.027	148,26	5.586	16.613	197,40
UNITED STATES	9.563.238	12.490.017	30,60	25.160.783	33.971.923	35,02
CANADA	882.988	1.064.825	20,59	1.918.783	2.458.766	28,14
MEXICO	56.410	155.032	174,83	178.643	374.729	109,76
PANAMA	5.115	1.499	-70,69	13.750	18.026	31,10
CHILE	13.368	-	-	28.620	-	-
ARGENTINA	24.722	22.441	-9,22	51.173	58.967	15,23
URUGUAY	-	21.408	-	-	80.260	-
BAHAMAS	-	5.862	-	-	21.673	-
JAMAICA	24.989	29.590	18,41	217.557	273.246	25,60
PUERTO RICO	935	-	-	4.167	-	-
COSTA RICA	-	10.496	-	-	26.305	-
BARBADOS	-	21.933	-	-	126.014	-
ANTIGUA AND BARBUDA	-	4.251	-	-	61.705	-
DOMINICA	3.946	-	-	9.755	-	-
FRENCH POLYNESIA	49.209	29.072	-40,92	76.505	54.849	-28,31
MARTINIQUE	-	7.807	-	-	17.463	-
NETHERLANDS ANTILLES	14.502	47.315	226,27	86.214	244.438	183,53
TURKS AND CAICOS ISLANDS	-	206	-	-	1.995	-
GUADELOUPE	41.306	41.450	0,35	292.140	111.371	-61,88
VIRGIN ISLANDS (BRITISH)	1.897	-	-	4.380	-	-
UNITED KINGDOM	13.926.508	13.724.820	-1,45	28.154.944	30.253.746	7,45

https://www.bps.go.id

TABEL 6. PERKEMBANGAN EKSPOR INDONESIA MENURUT KOMODITI DAN NEGARA TUJUAN
JANUARI - MARET 2021 DAN 2022

KOMODITI / NEGARA TUJUAN	BERAT BERSIH (KG)		PERUB	NILAI FOB (US $)		PERUB
	JAN-MAR 2021	JAN-MAR 2022	%	JAN-MAR 2021	JAN-MAR 2022	%
(1)	(2)	(3)	(4)	(5)	(6)	(7)
NETHERLANDS	7.587.388	9.125.045	20,27	15.002.722	22.449.646	49,64
FRANCE	1.704.464	1.798.578	5,52	3.485.156	3.749.591	7,59
GERMANY, FED. REP. OF	1.982.922	1.637.541	-17,42	3.200.190	3.043.392	-4,90
AUSTRIA	43.548	22.095	-49,26	92.181	56.910	-38,26
BELGIUM	766.833	1.326.437	72,98	939.290	1.809.241	92,62
SWITZERLAND	45	-	-	642	-	-
DENMARK	57.237	67.375	17,71	134.570	239.771	78,17
NORWAY	21.263	-	-	58.022	-	-
SWEDEN	56.397	62.279	10,43	841.732	991.221	17,76
IRELAND	570.813	656.444	15,00	1.127.357	1.315.475	16,69
ITALY	288.266	383.577	33,06	891.217	999.272	12,12
SPAIN	144.813	98.316	-32,11	440.036	364.968	-17,06
PORTUGAL	476	70	-85,29	867	178	-79,48
GREECE	43.077	78.851	83,05	84.706	169.786	100,44
HUNGARY	-	25.501	-	-	57.580	-
POLAND	324.681	313.778	-3,36	653.095	756.778	15,88
ROMANIA	-	24.830	-	-	62.483	-
AZERBAIJAN	-	20.116	-	-	27.615	-
UKRAINE	18.141	11.256	-37,95	43.578	48.689	11,73
GEORGIA	21.121	-	-	14.736	-	-
SLOVAKIA	-	22.558	-	-	74.510	-
CZECH REPUBLIC	-	28.034	-	-	39.206	-
RUSSIA FEDERATION	27.902	5.389	-80,69	92.010	6.778	-92,63
KERAJINAN UKIRAN DARI KAYU BUKAN MEBELLER	**7.477.504**	**9.312.597**	**24,54**	**25.164.895**	**32.326.324**	**28,46**
JAPAN	486.419	508.158	4,47	1.924.630	1.952.612	1,45
HONG KONG	649	762	17,39	16.377	15.650	-4,44
KOREA, REPUBLIC OF	395.996	369.930	-6,58	777.782	928.355	19,36
TAIWAN	172.216	205.323	19,22	208.655	206.379	-1,09
CHINA	30.660	918.493	2.895,74	65.901	534.677	711,34
PAPUA NEW GUINEA	80	304	279,75	930	1.209	30,00
THAILAND	1.398	17.213	1.131,31	4.440	53.767	1.110,85
SINGAPORE	32.114	42.599	32,65	480.702	915.640	90,48
PHILIPPINES	5.753	4.983	-13,39	14.072	10.151	-27,86
MALAYSIA	52.749	61.197	16,02	112.071	182.804	63,11
CAMBODIA	118	1.793	1.425,53	1.050	2.396	128,20
BRUNEI DARUSSALAM	110	1.397	1.170,00	152	4.559	2.900,33
VIET NAM	172	83.285	48.425,90	15.814	68.973	336,14
MALDIVES	5.700	28.477	399,56	66.426	151.477	128,04
INDIA	15.332	13.860	-9,60	54.626	67.514	23,59
PAKISTAN	18.600	-	-	11.160	-	-
BANGLADESH	20	-	-	15	-	-
SRI LANKA	976	0	-99,98	1.605	160	-90,03
IRAQ	4.559	252	-94,47	13.727	1.359	-90,10
IRAN (ISLAMIC REPUBLIC OF)	-	290	-	-	569	-
SAUDI ARABIA	61.989	36.365	-41,34	127.514	151.061	18,47
ISRAEL	22.016	28.588	29,85	51.562	88.534	71,70
KUWAIT	7.537	10.087	33,83	34.722	39.802	14,63
LEBANON	175	496	183,43	451	995	120,35
OMAN	1.690	960	-43,20	6.030	3.220	-46,60
TURKEY	32.156	20.786	-35,36	108.096	102.652	-5,04
UNITED ARAB EMIRATES	31.167	32.600	4,60	80.818	319.228	295,00
QATAR	32.450	31.628	-2,53	148.527	112.976	-23,94
BAHRAIN	619	390	-37,00	2.631	1.330	-49,44
CYPRUS	-	469	-	-	6.603	-
EGYPT	4.058	716	-82,36	5.406	868	-83,94
MOROCCO	77	148	92,21	144	2.376	1.548,20
TANZANIA, UNITED REP. OF	3.420	10.473	206,24	20.020	113.138	465,13
REUNION	4.869	15.707	222,59	14.771	65.317	342,20
NIGERIA	-	123	-	-	4.157	-
SENEGAL	-	40	-	-	154	-
GAMBIA	2.955	-	-	11.435	-	-
SEYCHELLES	-	3.015	-	-	15.076	-
SOUTH AFRICA	19.678	17.496	-11,09	67.188	77.730	15,69
MAURITIUS	3.483	6.783	94,76	3.818	19.814	418,95
MAYOTTE	738	-	-	1.080	-	-
AUSTRALIA	335.092	282.347	-15,74	1.125.662	921.437	-18,14
NEW ZEALAND	26.029	29.682	14,04	104.296	110.614	6,06
GUAM	897	120	-86,62	6.452	79	-98,77
NEW CALEDONIA	8.308	7.902	-4,88	12.996	14.139	8,80
NORTHERN MARIANA ISLANDS	1.050	700	-33,33	2.433	4.142	70,25
VANUATU	240	-	-	1.501	-	-
WALLIS AND FUTUNA ISLANDS	-	4	-	-	221	-
AMERICAN SAMOA	120	-	-	265	-	-
FIJI	65	3.249	4.899,05	1.442	10.047	596,94
SOLOMON ISLANDS	-	8.372	-	-	2.712	-
EAST TIMOR	774	-	-	1.592	-	-
UNITED STATES	3.622.220	3.826.561	5,64	12.525.592	15.222.984	21,54
CANADA	86.269	100.547	16,55	324.995	443.387	36,43
MEXICO	17.176	21.998	28,08	56.750	79.256	39,66
GUATEMALA	538	2.250	318,12	3.298	11.007	233,74
PANAMA	200	1.269	534,50	329	599	82,40
CHILE	23.681	65.785	177,80	67.284	170.657	153,64
ARGENTINA	12.487	21.847	74,96	61.198	99.312	62,28
BRAZIL	9.112	30.116	230,52	25.293	94.989	275,56

https://www.bps.go.id

TABEL 6. PERKEMBANGAN EKSPOR INDONESIA MENURUT KOMODITI DAN NEGARA TUJUAN
JANUARI - MARET 2021 DAN 2022

KOMODITI / NEGARA TUJUAN	BERAT BERSIH (KG)		PERUB	NILAI FOB (US $)		PERUB
	JAN-MAR 2021	JAN-MAR 2022	%	JAN-MAR 2021	JAN-MAR 2022	%
(1)	(2)	(3)	(4)	(5)	(6)	(7)
COLOMBIA	4.727	9.831	107,98	7.708	4.859	-36,96
URUGUAY	829	744	-10,21	3.741	1.769	-52,71
PARAGUAY	3.944	-	-	10.336	-	-
ECUADOR	2.527	518	-79,50	5.817	8.849	52,13
PERU	967	-	-	10.958	-	-
BAHAMAS	834	9.532	1.042,93	1.464	23.149	1.481,19
JAMAICA	395	6.226	1.476,24	1.581	8.645	446,88
PUERTO RICO	73	2.662	3.546,58	476	12.191	2.460,46
DOMINICAN REPUBLIC	4.979	13.527	171,68	27.027	38.761	43,42
EL SALVADOR	-	4.548	-	-	30.384	-
COSTA RICA	1.135	10.975	866,96	3.446	37.883	999,48
HAITI	725	-	-	4.289	-	-
BARBADOS	48	850	1.689,47	106	6.148	5.700,25
ANTIGUA AND BARBUDA	-	196	-	-	1.622	-
ARUBA	6.117	818	-86,63	498	1.334	168,07
CAYMAN ISLANDS	610	1.693	177,54	3.021	5.926	96,14
FRENCH GUIANA	635	1.154	81,73	3.694	5.755	55,78
FRENCH POLYNESIA	1.468	7.830	433,36	7.741	18.347	137,00
MARTINIQUE	6.977	10.593	51,82	4.480	20.235	351,69
NETHERLANDS ANTILLES	1.665	2.506	50,49	48.370	6.628	-86,30
GUADELOUPE	6.642	15.547	134,07	33.062	63.672	92,59
VIRGIN ISLANDS (BRITISH)	2.226	481	-78,39	17.950	4.054	-77,42
U.S. VIRGIN ISLANDS	-	176	-	-	917	-
UNITED KINGDOM	264.386	342.774	29,65	946.417	1.519.327	60,53
NETHERLANDS	526.401	690.479	31,17	1.460.079	1.749.922	19,85
FRANCE	344.576	430.544	24,95	1.164.557	1.583.502	35,97
GERMANY, FED. REP. OF	242.301	252.899	4,37	993.364	1.061.241	6,83
AUSTRIA	12.668	2.576	-79,67	44.477	5.453	-87,74
BELGIUM	126.182	119.665	-5,16	399.016	451.678	13,20
SWITZERLAND	9.561	1.753	-81,66	23.309	113.291	386,04
LUXEMBOURG	2	-	-	20	-	-
MONACO	12	-	-	2	-	-
DENMARK	22.600	21.874	-3,21	79.297	109.593	38,20
NORWAY	3.725	622	-83,31	28.172	5.894	-79,08
SWEDEN	34.690	29.578	-14,74	69.234	151.618	119,00
FINLAND	123	193	56,50	5.002	1.960	-60,81
IRELAND	344	-	-	882	-	-
ITALY	46.913	74.104	57,96	214.675	407.330	89,74
SPAIN	112.488	178.051	58,29	444.579	743.812	67,31
PORTUGAL	8.092	13.729	69,66	22.874	72.271	215,95
ICELAND	9	-	-	10	-	-
GREECE	13.382	33.583	150,95	47.166	217.640	361,44
HUNGARY	1.315	1.418	7,83	9.181	10.305	12,25
POLAND	25.700	25.962	1,02	59.974	117.986	96,73
ROMANIA	-	43.389	-	-	32.011	-
BULGARIA	10.848	16.591	52,94	30.680	54.651	78,13
ALBANIA	3.085	4.932	59,86	16.609	16.263	-2,08
KYRGYZSTAN	5	-	-	42	-	-
UKRAINE	868	2.775	219,90	9.261	7.482	-19,21
LITHUANIA	1.433	1.070	-25,31	8.712	4.121	-52,70
LATVIA	6.131	10.622	73,27	38.708	15.966	-58,75
ESTONIA	-	400	-	-	545	-
GEORGIA	18	-	-	488	-	-
CROATIA	1.222	2.096	71,52	7.088	13.050	84,10
MALTA	49	3.963	7.987,76	852	16.286	1.810,76
SLOVENIA	703	11.774	1.574,82	1.725	49.368	2.761,99
CZECH REPUBLIC	4.160	3.058	-26,51	13.297	11.559	-13,07
RUSSIA FEDERATION	8.312	13.788	65,89	46.357	72.205	55,76
MONTENEGRO	726	-	-	7.306	-	-
BARANG ANYAMAN DARI ROTAN DAN BAMBU	**4.504.563**	**5.097.481**	**13,16**	**20.402.294**	**26.458.827**	**29,69**
JAPAN	60.791	83.484	37,33	639.390	883.811	38,23
HONG KONG	461	59	-87,28	9.269	1.444	-84,42
KOREA, REPUBLIC OF	154.289	142.087	-7,91	447.601	385.189	-13,94
TAIWAN	2.806	6.432	129,17	15.304	8.884	-41,95
CHINA	60.291	40.699	-32,50	131.649	791.643	501,33
THAILAND	1.796	1.610	-10,37	4.859	10.307	112,11
SINGAPORE	12.300	17.006	38,26	138.466	394.484	184,90
PHILIPPINES	5.993	639	-89,33	15.898	13.428	-15,54
MALAYSIA	92.346	33.467	-63,76	399.824	180.697	-54,81
BRUNEI DARUSSALAM	-	939	-	-	1.899	-
MALDIVES	36.625	9.448	-74,20	47.743	52.218	9,37
INDIA	3.445	2.394	-30,51	17.559	47.314	169,45
PAKISTAN	5.818	-	-	2.582	-	-
BANGLADESH	182	-	-	448	-	-
IRAQ	1.190	92	-92,27	2.888	401	-86,11
IRAN (ISLAMIC REPUBLIC OF)	-	7	-	-	143	-
SAUDI ARABIA	17.255	31.034	79,85	69.013	73.361	6,30
ISRAEL	20.647	17.580	-14,85	96.080	25.339	-73,63
KUWAIT	318	490	54,09	4.439	3.909	-11,96
JORDAN	54	-	-	570	-	-
LEBANON	819	694	-15,26	1.282	1.200	-6,37
TURKEY	6.706	26.108	289,34	48.327	178.680	269,73
UNITED ARAB EMIRATES	61.674	43.817	-28,95	412.634	250.331	-39,33
QATAR	19.809	17.842	-9,93	25.035	8.623	-65,56

https://www.bps.go.id

TABEL 6. PERKEMBANGAN EKSPOR INDONESIA MENURUT KOMODITI DAN NEGARA TUJUAN
JANUARI - MARET 2021 DAN 2022

KOMODITI / NEGARA TUJUAN	BERAT BERSIH (KG)		PERUB	NILAI FOB (US $)		PERUB
	JAN-MAR 2021	JAN-MAR 2022	%	JAN-MAR 2021	JAN-MAR 2022	%
(1)	(2)	(3)	(4)	(5)	(6)	(7)
BAHRAIN	648	-	-	12.144	-	-
CYPRUS	-	1.162	-	-	7.486	-
EGYPT	1.321	-	-	4.644	-	-
MOROCCO	12	-	-	20	-	-
NAMIBIA	50	-	-	259	-	-
TANZANIA, UNITED REP. OF	450	-	-	4.411	-	-
REUNION	5.151	1.660	-67,77	32.051	12.949	-59,60
COTE D'IVOIRE	-	20.479	-	-	11.400	-
GAMBIA	539	-	-	1.877	-	-
SEYCHELLES	46	1.039	2.157,61	1.116	5.309	375,68
SOUTH AFRICA	41.329	32.620	-21,07	137.518	128.491	-6,56
MAURITIUS	2.177	4.642	113,21	8.772	17.036	94,21
MAYOTTE	45	-	-	46	-	-
AUSTRALIA	472.973	285.867	-39,56	1.208.817	863.705	-28,55
NEW ZEALAND	32.360	25.899	-19,97	158.461	157.638	-0,52
GUAM	17	-	-	11	-	-
NEW CALEDONIA	16.853	8.008	-52,48	29.802	9.311	-68,76
NORTHERN MARIANA ISLANDS	-	550	-	-	98	-
VANUATU	185	-	-	1.507	-	-
FIJI	143	18	-87,41	1.434	498	-65,26
KIRIBATI	-	8	-	-	256	-
SOLOMON ISLANDS	-	86	-	-	153	-
EAST TIMOR	1.247	-	-	12.728	-	-
UNITED STATES	505.614	600.216	18,71	4.482.723	6.114.715	36,41
CANADA	40.684	32.914	-19,10	246.104	211.508	-14,06
MEXICO	11.480	13.161	14,64	75.895	117.117	54,31
GUATEMALA	522	782	49,88	14.282	4.004	-71,96
PANAMA	19	-	-	605	-	-
CHILE	1.172	11.729	900,65	13.738	79.996	482,31
ARGENTINA	3.977	10.444	162,63	21.665	56.960	162,92
BRAZIL	8.964	12.196	36,05	46.507	63.366	36,25
COLOMBIA	218	2.724	1.148,40	4.298	16.658	287,56
URUGUAY	1.491	1.373	-7,93	7.534	5.334	-29,20
PARAGUAY	547	-	-	5.215	-	-
ECUADOR	725	406	-44,00	6.721	4.775	-28,95
PERU	271	3.331	1.127,70	4.250	50.513	1.088,66
BAHAMAS	834	-	-	1.478	-	-
PUERTO RICO	-	5.637	-	-	18.728	-
DOMINICAN REPUBLIC	1.003	1.294	28,99	6.618	16.232	145,27
COSTA RICA	573	3.577	524,26	968	19.529	1.917,90
HAITI	57	-	-	936	-	-
BARBADOS	92	-	-	111	-	-
ANTIGUA AND BARBUDA	-	83	-	-	467	-
ARUBA	6.571	1.645	-74,97	1.876	714	-61,91
CAYMAN ISLANDS	-	20	-	-	215	-
FRENCH GUIANA	385	1.471	282,16	515	38.905	7.459,65
FRENCH POLYNESIA	3.343	2.339	-30,03	8.686	4.771	-45,07
MARTINIQUE	750	5.140	585,33	921	19.808	2.049,90
NETHERLANDS ANTILLES	328	293	-10,58	162	2.433	1.402,49
GUADELOUPE	1.931	2.089	8,19	13.704	19.214	40,21
VIRGIN ISLANDS (BRITISH)	874	-	-	3.271	-	-
U.S. VIRGIN ISLANDS	-	70	-	-	158	-
UNITED KINGDOM	202.404	272.461	34,61	867.485	1.413.002	62,88
NETHERLANDS	1.164.066	1.477.506	26,93	4.205.036	5.557.989	32,17
FRANCE	184.437	295.263	60,09	567.024	864.285	52,42
GERMANY, FED. REP. OF	313.176	441.587	41,00	1.326.552	1.958.007	47,60
AUSTRIA	29.239	33.070	13,10	118.178	134.838	14,10
BELGIUM	149.743	211.745	41,41	668.454	957.228	43,20
SWITZERLAND	6.174	5.843	-5,38	36.914	42.241	14,43
DENMARK	286.491	311.274	8,65	933.925	1.272.569	36,26
NORWAY	5.994	1.086	-81,88	51.009	8.839	-82,67
SWEDEN	68.299	59.085	-13,49	471.798	396.491	-15,96
FINLAND	8.594	3.420	-60,21	27.931	32.497	16,35
IRELAND	11.714	2.956	-74,77	44.439	18.971	-57,31
ITALY	114.895	88.013	-23,40	548.313	588.454	7,32
SPAIN	109.827	144.357	31,44	688.238	810.068	17,70
PORTUGAL	3.614	3.980	10,13	17.544	33.883	93,13
GREECE	4.943	17.625	256,55	47.497	108.093	127,58
HUNGARY	1.155	42	-96,36	3.260	1.000	-69,33
POLAND	79.423	81.162	2,19	436.920	505.775	15,76
ROMANIA	-	41.055	-	-	193.258	-
BULGARIA	1.974	13.994	609,09	4.965	76.644	1.443,79
ALBANIA	-	1.265	-	-	14.207	-
KYRGYZSTAN	87	6	-93,10	22.024	684	-96,89
UKRAINE	760	-	-	7.417	-	-
LITHUANIA	1.504	917	-39,01	2.922	5.781	97,84
LATVIA	11.176	3.951	-64,64	83.371	9.020	-89,18
CROATIA	747	1.226	64,21	2.570	2.217	-13,73
MALTA	94	137	45,74	1.054	2.903	175,31
SLOVENIA	150	4.240	2.726,67	741	9.222	1.145,31
CZECH REPUBLIC	541	4.274	690,75	3.873	4.661	20,36
RUSSIA FEDERATION	9.674	5.042	-47,88	97.450	42.243	-56,65
MONTENEGRO	83	-	-	128	-	-
KAYU GERGAJIAN	**15.195.178**	**14.061.908**	**-7,46**	**12.377.120**	**12.352.544**	**-0,20**

https://www.bps.go.id

TABEL 6. PERKEMBANGAN EKSPOR INDONESIA MENURUT KOMODITI DAN NEGARA TUJUAN
JANUARI - MARET 2021 DAN 2022

KOMODITI / NEGARA TUJUAN	BERAT BERSIH (KG)		PERUB	NILAI FOB (US $)		PERUB
	JAN-MAR 2021	JAN-MAR 2022	%	JAN-MAR 2021	JAN-MAR 2022	%
(1)	(2)	(3)	(4)	(5)	(6)	(7)
JAPAN	1.846.945	2.157.636	16,82	2.775.375	3.328.020	19,91
HONG KONG	8.380	48.000	472,79	4.846	31.173	543,26
KOREA, REPUBLIC OF	193.931	187.478	-3,33	166.183	204.407	23,00
TAIWAN	59.134	56.958	-3,68	58.097	43.903	-24,43
CHINA	7.993.976	7.518.175	-5,95	4.625.606	4.470.968	-3,34
THAILAND	501	10.392	1.974,33	4.176	10.080	141,38
SINGAPORE	725	-	-	20.867	-	-
PHILIPPINES	15.490	-	-	27.106	-	-
MALAYSIA	1.997.299	1.903.608	-4,69	1.058.998	1.169.466	10,43
VIET NAM	324.968	51.605	-84,12	230.973	35.086	-84,81
INDIA	38.183	33.699	-11,74	120.054	44.905	-62,60
BANGLADESH	731.168	773.408	5,78	362.129	340.967	-5,84
SRI LANKA	6.460	3.475	-46,22	1.090	1.001	-8,12
TURKEY	-	213	-	-	1.951	-
UNITED ARAB EMIRATES	620	344	-44,52	3.260	1.446	-55,63
SOUTH AFRICA	11.506	-	-	17.673	-	-
MAURITIUS	24.730	-	-	30.065	-	-
AUSTRALIA	414.603	293.553	-29,20	618.809	500.030	-19,19
NEW ZEALAND	61.741	72.225	16,98	62.423	52.399	-16,06
NEW CALEDONIA	14.346	4.895	-65,88	27.970	10.190	-63,57
UNITED STATES	1.097.586	516.396	-52,95	810.129	573.146	-29,25
CANADA	49.095	-	-	55.963	-	-
FRENCH POLYNESIA	3.870	2.926	-24,39	7.171	5.722	-20,20
UNITED KINGDOM	53.006	146.547	176,48	113.565	255.284	124,79
NETHERLANDS	95.166	125.609	31,99	246.189	333.197	35,34
FRANCE	32	2.888	8.825,83	1	24.943	1.685.231,76
GERMANY, FED. REP. OF	129.886	146.157	12,53	827.229	873.417	5,58
AUSTRIA	-	4	-	-	20	-
BELGIUM	2.819	-	-	19.568	-	-
DENMARK	10.233	-	-	16.350	-	-
IRELAND	487	-	-	1.612	-	-
ITALY	6.307	5.716	-9,37	46.975	40.823	-13,10
SPAIN	150	-	-	1.919	-	-
HUNGARY	1.835	-	-	14.749	-	-
VENEER	**29.869.801**	**21.739.456**	**-27,22**	**28.486.943**	**25.824.130**	**-9,35**
JAPAN	332.105	412.209	24,12	953.191	1.293.929	35,75
KOREA, REPUBLIC OF	12.821	7.400	-42,28	6.928	6.620	-4,44
TAIWAN	61.038	74.574	22,18	166.100	206.342	24,23
CHINA	358.183	676.231	88,80	497.490	393.514	-20,90
THAILAND	1.900	11.497	505,11	31.972	9.534	-70,18
SINGAPORE	1	530	75.614,29	4	7.226	180.540,50
MALAYSIA	133.580	91.536	-31,47	167.802	105.177	-37,32
CAMBODIA	-	334.940	-	-	122.128	-
NEPAL	272.727	28.391	-89,59	178.542	20.212	-88,68
VIET NAM	81.805	54.066	-33,91	139.203	203.486	46,18
INDIA	27.559.974	18.889.310	-31,46	22.425.828	18.642.300	-16,87
BANGLADESH	266.987	328.964	23,21	273.535	518.378	89,51
TURKEY	-	714	-	-	6.539	-
AUSTRALIA	-	22.585	-	-	21.729	-
UNITED STATES	65.395	96.205	47,11	323.597	326.547	0,91
CANADA	-	1	-	-	1	-
UNITED KINGDOM	3.175	19.541	515,46	24.783	100.093	303,88
NETHERLANDS	21.203	6.294	-70,32	109.689	28.257	-74,24
FRANCE	-	16.400	-	-	90.056	-
GERMANY, FED. REP. OF	623.807	616.519	-1,17	2.617.910	3.361.969	28,42
BELGIUM	10.140	-	-	67.551	-	-
ITALY	54.334	51.551	-5,12	421.693	360.091	-14,61
SPAIN	9.208	-	-	64.277	-	-
HUNGARY	1.420	-	-	16.846	-	-
BARANG ANYAMAN DARI TANAMAN BUKAN ROTAN DAN BAMBU	**1.647.811**	**2.093.233**	**27,03**	**10.317.777**	**13.888.359**	**34,61**
JAPAN	17.101	11.993	-29,87	398.154	194.354	-51,19
HONG KONG	18	30	71,43	882	435	-50,70
KOREA, REPUBLIC OF	4.410	526	-88,08	10.481	7.806	-25,52
TAIWAN	573	-	-	376	-	-
CHINA	772	711	-7,98	6.311	13.965	121,29
THAILAND	961	1.022	6,39	2.038	18.042	785,13
SINGAPORE	1.998	1.668	-16,53	34.691	26.792	-22,77
PHILIPPINES	40	85	112,94	823	371	-54,95
MALAYSIA	2.488	510	-79,49	16.818	6.031	-64,14
CAMBODIA	200	-	-	1.050	-	-
BRUNEI DARUSSALAM	25	-	-	495	-	-
MALDIVES	49.273	1.142	-97,68	23.300	8.319	-64,29
INDIA	50	1.901	3.701,00	145	19.589	13.368,61
IRAN (ISLAMIC REPUBLIC OF)	-	22	-	-	147	-
SAUDI ARABIA	4.571	6.899	50,94	32.164	49.218	53,02
ISRAEL	22.765	3.308	-85,47	109.493	31.211	-71,49
KUWAIT	66	-	-	1.166	-	-
LEBANON	3.349	495	-85,21	1.736	146	-91,57
TURKEY	3.440	29.959	770,89	38.448	111.011	188,73
UNITED ARAB EMIRATES	12.401	15.583	25,66	84.354	106.985	26,83
QATAR	202	1.401	595,29	1.194	2.451	105,24
BAHRAIN	195	-	-	3.433	-	-

https://www.bps.go.id

TABEL 6. PERKEMBANGAN EKSPOR INDONESIA MENURUT KOMODITI DAN NEGARA TUJUAN
JANUARI - MARET 2021 DAN 2022

KOMODITI / NEGARA TUJUAN	BERAT BERSIH (KG)		PERUB	NILAI FOB (US $)		PERUB
	JAN-MAR 2021	JAN-MAR 2022	%	JAN-MAR 2021	JAN-MAR 2022	%
(1)	(2)	(3)	(4)	(5)	(6)	(7)
EGYPT	2.816	-	-	1.959	-	-
MOROCCO	-	237	-	-	1.956	-
TANZANIA, UNITED REP. OF	-	1.500	-	-	2.820	-
REUNION	824	1.872	127,18	3.263	15.276	368,22
SEYCHELLES	-	268	-	-	6.758	-
SOUTH AFRICA	4.546	1.984	-56,37	43.059	9.753	-77,35
MAURITIUS	60	380	532,67	663	1.091	64,46
AUSTRALIA	69.666	38.913	-44,14	211.047	173.756	-17,67
NEW ZEALAND	1.173	193	-83,53	10.403	1.914	-81,60
NEW CALEDONIA	1.758	929	-47,16	12.000	7.235	-39,70
NORTHERN MARIANA ISLANDS	250	-	-	1.341	-	-
WALLIS AND FUTUNA ISLANDS	-	49	-	-	236	-
FIJI	93	-	-	1.135	-	-
UNITED STATES	930.630	1.380.355	48,32	6.393.086	9.312.965	45,67
CANADA	208.318	73.643	-64,65	1.107.608	479.399	-56,72
MEXICO	4.029	14.457	258,79	24.768	112.201	353,01
GUATEMALA	2.112	310	-85,32	3.949	594	-84,96
PANAMA	4	-	-	98	-	-
CHILE	1.589	1.017	-36,00	4.309	8.979	108,36
ARGENTINA	-	8.346	-	-	43.446	-
BRAZIL	2.369	2.465	4,04	24.450	12.077	-50,61
COLOMBIA	204	-	-	1.088	-	-
URUGUAY	663	500	-24,62	3.176	4.102	29,17
PARAGUAY	130	-	-	3.344	-	-
ECUADOR	450	306	-32,00	1.442	7.562	424,46
PERU	70	1.857	2.560,46	1.133	17.612	1.454,51
PUERTO RICO	9	-	-	460	-	-
DOMINICAN REPUBLIC	616	1.514	145,98	8.390	10.080	20,14
EL SALVADOR	-	174	-	-	2.780	-
COSTA RICA	-	139	-	-	2.086	-
BARBADOS	-	4	-	-	453	-
ANTIGUA AND BARBUDA	-	221	-	-	2.420	-
ARUBA	530	632	19,14	4.035	1.136	-71,85
FRENCH GUIANA	-	59	-	-	1.156	-
FRENCH POLYNESIA	150	165	9,67	1.635	1.257	-23,09
MARTINIQUE	-	178	-	-	2.255	-
NETHERLANDS ANTILLES	1.397	48	-96,58	7.502	886	-88,19
TURKS AND CAICOS ISLANDS	-	1	-	-	64	-
GUADELOUPE	23	909	3.854,13	460	8.500	1.746,24
VIRGIN ISLANDS (BRITISH)	196	65	-66,84	1.140	1.240	8,81
UNITED KINGDOM	56.970	203.681	257,52	294.064	1.093.810	271,96
NETHERLANDS	39.373	75.097	90,73	240.675	489.025	103,19
FRANCE	33.089	43.512	31,50	242.082	254.027	4,93
GERMANY, FED. REP. OF	20.410	26.779	31,21	115.308	239.011	107,28
AUSTRIA	-	29	-	-	362	-
BELGIUM	26.034	17.722	-31,93	120.393	143.245	18,98
SWITZERLAND	94	180	90,91	1.429	2.099	46,83
DENMARK	2.665	4.496	68,67	43.109	59.765	38,64
NORWAY	2.806	1.411	-49,69	6.415	9.442	47,19
SWEDEN	670	384	-42,68	9.544	2.772	-70,96
IRELAND	150	-	-	500	-	-
ITALY	29.560	20.317	-31,27	138.437	116.695	-15,71
SPAIN	45.090	57.087	26,61	262.348	445.482	69,81
PORTUGAL	6.785	1.694	-75,03	28.064	6.299	-77,55
GREECE	2.900	9.479	226,88	22.672	64.188	183,11
POLAND	8.373	2.481	-70,37	53.564	30.034	-43,93
ROMANIA	-	14.773	-	-	51.174	-
ALBANIA	-	815	-	-	9.699	-
UKRAINE	11.255	30	-99,73	75.370	3.725	-95,06
LITHUANIA	-	26	-	-	469	-
LATVIA	191	-	-	4.401	-	-
GEORGIA	-	351	-	-	3.824	-
CROATIA	-	22	-	-	129	-
MALTA	5	5	0,00	218	68	-68,84
SLOVENIA	-	1.513	-	-	9.133	-
CZECH REPUBLIC	40	296	640,00	464	1.450	212,75
RUSSIA FEDERATION	1.778	111	-93,75	14.225	1.514	-89,36
ALAT DAPUR DARI KAYU, ROTAN DAN BAMBU	**2.453.801**	**2.680.725**	**9,25**	**7.669.835**	**8.442.159**	**10,07**
JAPAN	309.726	332.467	7,34	1.581.982	1.539.248	-2,70
HONG KONG	1.576	51	-96,80	13.231	826	-93,76
KOREA, REPUBLIC OF	339.654	683.311	101,18	1.059.291	1.882.327	77,70
TAIWAN	432.472	344.944	-20,24	1.272.625	1.098.202	-13,71
CHINA	48.164	38.463	-20,14	40.536	86.010	112,18
THAILAND	-	10	-	-	911	-
SINGAPORE	1.497	4.409	194,48	10.297	22.376	117,31
PHILIPPINES	-	52	-	-	52	-
MALAYSIA	4.179	10.124	142,26	10.092	13.169	30,49
BRUNEI DARUSSALAM	-	28	-	-	42	-
VIET NAM	149	900	502,53	5.819	1.755	-69,84
MALDIVES	19	289	1.463,24	510	4.243	731,86
INDIA	31	11.583	36.740,84	83	5.030	5.938,42
IRAN (ISLAMIC REPUBLIC OF)	-	6	-	-	21	-
SAUDI ARABIA	3.042	22.718	646,92	21.064	43.251	105,33
ISRAEL	12.234	17.741	45,01	62.898	50.784	-19,26

https://www.bps.go.id

TABEL 6. PERKEMBANGAN EKSPOR INDONESIA MENURUT KOMODITI DAN NEGARA TUJUAN
JANUARI - MARET 2021 DAN 2022

KOMODITI / NEGARA TUJUAN	BERAT BERSIH (KG)		PERUB	NILAI FOB (US $)		PERUB
	JAN-MAR 2021	JAN-MAR 2022	%	JAN-MAR 2021	JAN-MAR 2022	%
(1)	(2)	(3)	(4)	(5)	(6)	(7)
TURKEY	72	523	626,81	360	4.443	1.134,28
UNITED ARAB EMIRATES	952	2.547	167,64	2.884	11.552	300,52
QATAR	50	-	-	250	-	-
MOROCCO	880	-	-	710	-	-
REUNION	1.065	876	-17,76	7.160	5.359	-25,15
SOUTH AFRICA	592	3.122	427,31	1.200	8.917	643,21
MAURITIUS	-	40	-	-	909	-
MAYOTTE	5	-	-	54	-	-
AUSTRALIA	24.202	25.871	6,89	94.874	77.595	-18,21
NEW ZEALAND	3.319	1.478	-55,47	21.364	7.649	-64,19
NEW CALEDONIA	150	75	-49,97	1.221	795	-34,89
WALLIS AND FUTUNA ISLANDS	-	50	-	-	206	-
EAST TIMOR	102	-	-	4.043	-	-
UNITED STATES	291.068	246.669	-15,25	1.086.949	1.214.389	11,72
CANADA	25.095	9.825	-60,85	31.049	38.960	25,48
MEXICO	614	-	-	5.405	-	-
GUATEMALA	148	117	-20,95	317	578	82,59
CHILE	15	787	5.143,33	270	1.002	270,70
ARGENTINA	-	1.724	-	-	3.208	-
BRAZIL	572	75	-86,90	1.813	246	-86,45
COLOMBIA	100	170	70,00	80	119	48,75
URUGUAY	274	42	-84,69	1.611	112	-93,05
PARAGUAY	109	-	-	947	-	-
PERU	151	5.558	3.580,46	3.849	49.719	1.191,87
EL SALVADOR	-	231	-	-	2.355	-
COSTA RICA	8	784	9.700,00	31	3.206	10.375,75
HAITI	8	-	-	201	-	-
ARUBA	225	-	-	464	-	-
CAYMAN ISLANDS	-	71	-	-	875	-
FRENCH GUIANA	-	33	-	-	246	-
FRENCH POLYNESIA	2	24	1.075,00	23	69	199,64
MARTINIQUE	733	1.342	83,08	279	6.486	2.228,46
NETHERLANDS ANTILLES	1.495	62	-95,85	300	628	109,33
GUADELOUPE	116	928	699,61	482	3.120	547,13
VIRGIN ISLANDS (BRITISH)	168	24	-85,71	420	340	-19,07
UNITED KINGDOM	15.884	23.844	50,11	66.629	95.571	43,44
NETHERLANDS	644.215	689.723	7,06	1.181.986	1.295.606	9,61
FRANCE	42.596	29.092	-31,70	263.005	253.896	-3,46
GERMANY, FED. REP. OF	120.824	75.784	-37,28	290.870	216.983	-25,40
AUSTRIA	-	475	-	-	180	-
BELGIUM	69.976	35.498	-49,27	334.867	165.834	-50,48
SWITZERLAND	544	280	-48,53	3.351	12.168	263,12
DENMARK	19.272	23.837	23,69	79.898	130.472	63,30
NORWAY	2.543	839	-67,00	19.280	6.195	-67,87
SWEDEN	11.655	10.366	-11,06	9.180	9.247	0,73
FINLAND	-	60	-	-	679	-
ITALY	1.473	1.881	27,70	7.357	5.136	-30,19
SPAIN	10.877	9.266	-14,80	38.100	20.610	-45,91
PORTUGAL	2.192	2.796	27,53	6.988	10.424	49,18
GREECE	1.213	3.206	164,23	7.477	21.309	184,99
POLAND	520	35	-93,23	1.886	264	-86,00
BULGARIA	300	2.536	745,33	569	2.376	317,39
ALBANIA	1.900	99	-94,79	1.177	644	-45,26
LITHUANIA	5	-	-	45	-	-
ESTONIA	-	6	-	-	9	-
CROATIA	1.400	-	-	5.114	-	-
MALTA	33	12	-63,64	72	155	115,56
SLOVENIA	320	762	138,13	1.853	1.955	5,46
CZECH REPUBLIC	993	-	-	2.925	-	-
RUSSIA FEDERATION	31	186	498,39	169	1.117	562,75
WADAH DARI KAYU	**1.165.455**	**1.174.830**	**0,80**	**1.667.098**	**1.691.311**	**1,45**
JAPAN	413.550	442.789	7,07	722.185	845.008	17,01
KOREA, REPUBLIC OF	231.794	111.212	-52,02	156.997	70.397	-55,16
TAIWAN	352.463	411.852	16,85	382.984	530.837	38,61
CHINA	108	7.200	6.566,67	30	5.228	17.328,12
PAPUA NEW GUINEA	-	20	-	-	193	-
THAILAND	-	10.598	-	-	9.799	-
SINGAPORE	1	94.152	18.830.300,00	11	65.611	596.363,64
MALAYSIA	21.213	62.250	193,46	19.920	71.540	259,13
BRUNEI DARUSSALAM	-	960	-	-	858	-
INDIA	164	-	-	231	-	-
AUSTRALIA	2.948	2.339	-20,65	7.270	4.350	-40,17
NEW ZEALAND	40	-	-	30	-	-
WALLIS AND FUTUNA ISLANDS	32	-	-	399	-	-
EAST TIMOR	390	935	139,74	150	905	503,33
UNITED STATES	78.848	19.581	-75,17	150.483	37.947	-74,78
VIRGIN ISLANDS (BRITISH)	60	-	-	391	-	-
UNITED KINGDOM	24.185	8.933	-63,06	48.491	35.105	-27,61
NETHERLANDS	195	-	-	334	-	-
FRANCE	15	42	180,00	2	50	2.400,00
GERMANY, FED. REP. OF	15	200	1.233,33	135	4.520	3.248,15
BELGIUM	16.842	-	-	79.717	-	-
DENMARK	1.149	1.768	53,87	6.831	8.963	31,21
ITALY	21.344	-	-	90.408	-	-

https://www.bps.go.id

TABEL 6. PERKEMBANGAN EKSPOR INDONESIA MENURUT KOMODITI DAN NEGARA TUJUAN
JANUARI - MARET 2021 DAN 2022

KOMODITI / NEGARA TUJUAN	BERAT BERSIH (KG)		PERUB	NILAI FOB (US $)		PERUB
	JAN-MAR 2021	JAN-MAR 2022	%	JAN-MAR 2021	JAN-MAR 2022	%
(1)	(2)	(3)	(4)	(5)	(6)	(7)
SLOVENIA	100	-	-	97	-	-
BANGUNAN PRAFABRIKASI DARI KAYU	**268.232**	**316.987**	**18,18**	**408.856**	**594.615**	**45,43**
JAPAN	2.510	350	-86,06	9.587	1.808	-81,14
TAIWAN	1.200	-	-	714	-	-
MALAYSIA	74.359	56.068	-24,60	30.302	30.835	1,76
CAMBODIA	-	70.912	-	-	272.681	-
MALDIVES	108.137	76.800	-28,98	104.000	104.000	0,00
INDIA	1.611	-	-	10.296	-	-
SAUDI ARABIA	3.900	44.000	1.028,21	48.919	20.000	-59,12
UNITED ARAB EMIRATES	-	1.584	-	-	4.050	-
REUNION	4.460	11.943	167,78	17.639	9.859	-44,11
MAURITIUS	-	5.604	-	-	1.500	-
AUSTRALIA	1.000	1.716	71,60	3.250	5.519	69,82
NEW ZEALAND	1.600	-	-	3.905	-	-
NEW CALEDONIA	12.992	-	-	25.662	-	-
UNITED STATES	2.900	-	-	4.786	-	-
CANADA	300	-	-	929	-	-
SURINAME	-	11.501	-	-	13.860	-
COSTA RICA	-	3.400	-	-	4.690	-
MARTINIQUE	-	18.000	-	-	26.579	-
FRANCE	11.899	-	-	33.752	-	-
GERMANY, FED. REP. OF	5.015	350	-93,02	17.694	2.120	-88,02
SWEDEN	11.634	11.333	-2,58	69.695	83.767	20,19
ITALY	9.975	-	-	3.800	-	-
SPAIN	14.741	3.426	-76,76	23.928	13.348	-44,21
BARANG DARI KAYU, ROTAN, GABUS LAINNYA	**674.546**	**1.006.245**	**49,17**	**2.413.718**	**4.270.307**	**76,92**
JAPAN	46.859	99.850	113,09	171.981	561.792	226,66
HONG KONG	201	3	-98,56	1.210	60	-95,04
KOREA, REPUBLIC OF	3.534	2.567	-27,36	12.055	30.980	156,99
TAIWAN	23.082	39.933	73,00	26.999	48.838	80,89
CHINA	22.324	26.110	16,96	48.669	171.666	252,72
PAPUA NEW GUINEA	987	948	-4,03	11.012	11.257	2,23
THAILAND	13	2	-84,33	38	156	309,93
SINGAPORE	1.846	11.383	516,75	31.808	107.432	237,75
PHILIPPINES	105	14.582	13.788,02	370	27.912	7.443,69
MALAYSIA	2.634	31.814	1.107,82	3.665	38.030	937,78
CAMBODIA	29	22.293	78.120,67	63	49.424	78.412,45
BRUNEI DARUSSALAM	-	564	-	-	1.227	-
VIET NAM	2.610	1.865	-28,55	17.537	12.147	-30,73
MALDIVES	276	15.411	5.483,51	1.101	8.810	700,38
INDIA	-	208	-	-	1.844	-
SRI LANKA	25	-	-	69	-	-
IRAQ	75	27.900	37.100,00	375	19.799	5.179,78
SAUDI ARABIA	10.041	12.005	19,55	64.456	61.863	-4,02
ISRAEL	1.435	212	-85,23	10.702	1.835	-82,85
KUWAIT	3.480	176	-94,96	24.845	3.046	-87,74
LEBANON	-	494	-	-	2.355	-
TURKEY	3.066	2.098	-31,56	43.530	17.467	-59,87
UNITED ARAB EMIRATES	689	1.446	109,81	7.615	15.704	106,22
QATAR	3.389	603	-82,22	16.404	8.229	-49,83
CYPRUS	-	11	-	-	121	-
EGYPT	149	0	-100,00	731	382	-47,75
TANZANIA, UNITED REP. OF	1.350	-	-	2.906	-	-
MADAGASCAR	90	-	-	270	-	-
REUNION	985	8.494	762,34	9.617	52.663	447,60
NIGERIA	721	228	-68,46	3.580	1.798	-49,78
SENEGAL	3.094	2.405	-22,27	1.800	1.200	-33,33
MAURITANIA	-	2.197	-	-	23.554	-
SEYCHELLES	-	229	-	-	2.890	-
DJIBOUTI	-	15	-	-	30	-
SOUTH AFRICA	1.800	3.659	103,25	10.341	12.878	24,54
MAURITIUS	-	50	-	-	206	-
MAYOTTE	4	-	-	69	-	-
AUSTRALIA	57.492	73.386	27,65	83.358	113.854	36,58
NEW ZEALAND	475	618	30,14	1.194	4.486	275,85
NEW CALEDONIA	1.930	5.101	164,37	7.724	31.621	309,41
WALLIS AND FUTUNA ISLANDS	-	158	-	-	1.055	-
TONGA	22	-	-	87	-	-
EAST TIMOR	1.303	8.171	527,19	2.606	4.969	90,68
UNITED STATES	349.635	379.835	8,64	1.127.608	1.645.975	45,97
CANADA	26.615	32.763	23,10	100.351	145.643	45,13
MEXICO	1.000	2.839	183,89	5.370	20.403	279,98
ARGENTINA	-	1.099	-	-	2.623	-
BRAZIL	1.026	3.277	219,48	6.841	19.605	186,59
ECUADOR	-	1.641	-	-	7.287	-
EL SALVADOR	-	85	-	-	549	-
COSTA RICA	154	187	21,11	3.654	264	-92,76
HAITI	231	-	-	2.309	-	-
ARUBA	18	55	205,56	217	275	26,93
CAYMAN ISLANDS	-	45	-	-	618	-
FRENCH GUIANA	160	-	-	262	-	-
FRENCH POLYNESIA	46	15	-67,39	585	177	-69,80
MARTINIQUE	-	1.457	-	-	13.027	-

https://www.bps.go.id

TABEL 6. PERKEMBANGAN EKSPOR INDONESIA MENURUT KOMODITI DAN NEGARA TUJUAN
JANUARI - MARET 2021 DAN 2022

KOMODITI / NEGARA TUJUAN	BERAT BERSIH (KG)		PERUB	NILAI FOB (US $)		PERUB
	JAN-MAR 2021	JAN-MAR 2022	%	JAN-MAR 2021	JAN-MAR 2022	%
(1)	(2)	(3)	(4)	(5)	(6)	(7)
TURKS AND CAICOS ISLANDS	-	7	-	-	624	-
GUADELOUPE	182	821	351,10	3.304	7.966	141,09
VIRGIN ISLANDS (BRITISH)	56	-	-	673	-	-
UNITED KINGDOM	6.943	11.171	60,89	46.831	60.553	29,30
NETHERLANDS	23.367	14.305	-38,78	87.816	90.337	2,87
FRANCE	24.182	40.286	66,59	120.997	206.056	70,30
GERMANY, FED. REP. OF	17.124	28.811	68,25	83.448	151.012	80,96
AUSTRIA	3	-	-	38	-	-
BELGIUM	4.085	22.505	450,88	39.197	175.380	347,44
SWITZERLAND	-	26	-	-	170	-
DENMARK	2.341	1.422	-39,25	14.364	12.712	-11,50
SWEDEN	1.448	139	-90,40	24.120	2.936	-87,83
IRELAND	5.850	-	-	38.895	-	-
ITALY	742	10.028	1.252,29	8.526	28.489	234,14
SPAIN	8.033	18.972	136,19	51.932	166.002	219,65
PORTUGAL	546	2.188	300,73	2.789	9.293	233,17
GREECE	1.444	10.936	657,60	5.175	30.123	482,15
HUNGARY	2	101	4.950,00	290	1.844	535,97
POLAND	439	1.076	145,38	2.191	1.608	-26,59
BULGARIA	150	1.084	622,67	161	7.398	4.503,44
ALBANIA	-	910	-	-	4.425	-
LITHUANIA	88	754	756,82	831	2.046	146,17
LATVIA	2.024	-	-	5.566	-	-
SLOVENIA	35	13	-62,86	1.316	345	-73,81
CZECH REPUBLIC	287	206	-28,22	8.384	962	-88,53
RUSSIA FEDERATION	37	-	-	877	-	-
MONTENEGRO	140	-	-	19	-	-
BUBUR KERTAS (PULP)	**1.600.073.842**	**1.520.536.098**	**-4,97**	**704.804.756**	**795.166.769**	**12,82**
JAPAN	10.987.414	9.321.203	-15,16	4.401.841	4.343.333	-1,33
KOREA, REPUBLIC OF	79.872.773	109.145.113	36,65	35.354.756	56.350.297	59,39
TAIWAN	737.294	1.666.299	126,00	287.429	796.919	177,26
CHINA	1.262.011.391	1.096.615.060	-13,11	561.171.553	597.865.091	6,54
THAILAND	7.165.178	8.162.459	13,92	3.173.049	4.178.474	31,69
SINGAPORE	9	19.695.419	231.710.711,76	74	1.054.209	1.425.836,63
PHILIPPINES	401.630	2.164.500	438,93	185.448	1.069.991	476,98
MALAYSIA	849.334	2.710.061	219,08	402.583	1.375.769	241,74
MYANMAR	162.684	377.596	132,10	66.977	205.200	206,38
VIET NAM	43.520.206	36.224.571	-16,76	19.519.942	18.754.684	-3,92
INDIA	75.744.512	96.408.626	27,28	30.887.781	43.882.290	42,07
PAKISTAN	2.590.692	4.644.481	79,28	1.027.067	2.414.924	135,13
BANGLADESH	72.528.273	71.162.337	-1,88	29.194.308	31.156.856	6,72
SAUDI ARABIA	10.500.000	3.661.151	-65,13	4.756.500	1.874.948	-60,58
ISRAEL	4.950	980	-80,20	3.152	900	-71,44
KUWAIT	2.000.000	1.400.000	-30,00	973.367	677.038	-30,44
TURKEY	-	29.660.234	-	-	14.897.894	-
UNITED ARAB EMIRATES	15.474.861	12.317.986	-20,40	6.349.097	5.887.677	-7,27
EGYPT	740.000	6.844.000	824,86	347.195	3.695.760	964,46
NIGERIA	500.000	1.518.000	203,60	223.781	811.509	262,63
DJIBOUTI	750.059	-	-	285.878	-	-
AUSTRALIA	13.532.092	6.741.629	-50,18	6.187.953	3.829.688	-38,11
UNITED STATES	48	-	-	110	-	-
UNITED KINGDOM	-	94.393	-	-	43.316	-
NETHERLANDS	242	-	-	4.113	-	-
SPAIN	200	-	-	804	-	-
KERTAS TISSUE	**215.352.268**	**178.298.617**	**-17,21**	**228.380.395**	**222.992.207**	**-2,36**
JAPAN	14.346.702	13.125.242	-8,51	20.472.576	18.079.937	-11,69
HONG KONG	314.900	293.819	-6,69	656.994	648.916	-1,23
KOREA, REPUBLIC OF	33.807.933	23.807.446	-29,58	30.893.170	22.990.057	-25,58
TAIWAN	15.262.893	15.799.743	3,52	13.238.001	14.052.535	6,15
CHINA	2.971.857	6.328.171	112,94	3.082.903	4.891.429	58,66
MACAU	-	363	-	-	508	-
PAPUA NEW GUINEA	86.987	91.589	5,29	254.354	236.722	-6,93
THAILAND	8.401.499	7.458.308	-11,23	9.119.634	8.751.757	-4,03
SINGAPORE	1.558.131	1.416.735	-9,07	3.999.141	3.848.181	-3,77
PHILIPPINES	11.342.069	17.206.490	51,71	12.477.053	20.257.661	62,36
MALAYSIA	16.455.910	11.707.786	-28,85	18.058.315	15.956.234	-11,64
MYANMAR	440.604	1.621.669	268,06	703.462	2.724.665	287,32
CAMBODIA	1.944.618	1.894.212	-2,59	1.803.328	1.991.844	10,45
BRUNEI DARUSSALAM	125.695	115.610	-8,02	346.308	356.107	2,83
NEPAL	11.524	-	-	20.497	-	-
VIET NAM	8.430.162	7.897.483	-6,32	8.987.152	8.669.773	-3,53
MALDIVES	17.443	26.798	53,63	26.428	37.895	43,39
INDIA	3.521.016	3.267.271	-7,21	6.131.558	7.466.513	21,77
PAKISTAN	587.345	310.306	-47,17	572.371	486.232	-15,05
BANGLADESH	400.530	445.539	11,24	627.836	640.325	1,99
SRI LANKA	99.219	105.310	6,14	137.277	180.683	31,62
IRAQ	109	-	-	456	-	-
SAUDI ARABIA	1.549.292	144.375	-90,68	1.424.742	203.806	-85,70
ISRAEL	3.392	4.716	39,03	80.222	196.173	144,54
KUWAIT	213.589	74.372	-65,18	189.872	120.163	-36,71
JORDAN	323.873	23.648	-92,70	202.066	36.231	-82,07
YEMEN	1.135.271	78.898	-93,05	755.622	79.190	-89,52
OMAN	179.262	248.711	38,74	126.189	248.538	96,96

https://www.bps.go.id

TABEL 6. PERKEMBANGAN EKSPOR INDONESIA MENURUT KOMODITI DAN NEGARA TUJUAN
JANUARI - MARET 2021 DAN 2022

KOMODITI / NEGARA TUJUAN	BERAT BERSIH (KG)		PERUB	NILAI FOB (US $)		PERUB
	JAN-MAR 2021	JAN-MAR 2022	%	JAN-MAR 2021	JAN-MAR 2022	%
(1)	(2)	(3)	(4)	(5)	(6)	(7)
TURKEY	147.756	102.429	-30,68	308.271	158.747	-48,50
UNITED ARAB EMIRATES	1.124.236	407.537	-63,75	1.059.328	510.098	-51,85
QATAR	829.720	1.092.365	31,65	679.659	1.226.199	80,41
BAHRAIN	398.753	7.045	-98,23	277.416	11.005	-96,03
CYPRUS	1.227.289	30.901	-97,48	927.315	34.640	-96,26
EGYPT	1.270.871	293.832	-76,88	1.203.720	425.176	-64,68
LIBYAN ARAB JAMAHIRIYA	-	3.219	-	-	9.479	-
TANZANIA, UNITED REP. OF	132.721	534.273	302,55	133.014	588.703	342,59
MADAGASCAR	101.646	6.450	-93,65	108.075	15.682	-85,49
KENYA	665.104	438.680	-34,04	612.463	513.961	-16,08
REUNION	510.775	26.900	-94,73	513.195	51.895	-89,89
TOGO	-	106.313	-	-	141.606	-
GHANA	2.017.159	831.636	-58,77	1.738.839	877.119	-49,56
ANGOLA	966.905	622.178	-35,65	630.721	569.597	-9,69
CONGO	68.679	90.390	31,61	59.064	89.616	51,73
CAMEROON	168.362	192.132	14,12	146.940	184.042	25,25
NIGERIA	254.623	36.509	-85,66	253.106	66.618	-73,68
COTE D'IVOIRE	345.063	230.742	-33,13	229.817	222.833	-3,04
SENEGAL	-	146.277	-	-	153.810	-
MAURITANIA	-	21	-	-	136	-
SEYCHELLES	8.103	671	-91,73	50.760	4.670	-90,80
UGANDA	107.441	-	-	292.298	-	-
SOUTH AFRICA	1.426.435	1.460.643	2,40	1.116.179	1.750.696	56,85
COMOROS	-	11.788	-	-	22.540	-
MAURITIUS	446.806	228.792	-48,79	462.486	266.545	-42,37
MAYOTTE	-	5.729	-	-	13.657	-
AUSTRALIA	13.686.587	11.220.829	-18,02	17.110.056	15.885.113	-7,16
NEW ZEALAND	5.650.065	6.726.874	19,06	5.504.911	7.390.032	34,24
MICRONESIA, FED. STATES OF	8.871	7.014	-20,94	38.881	27.337	-29,69
GUAM	-	8.618	-	-	18.364	-
PALAU	2.610	-	-	6.095	-	-
NEW CALEDONIA	78.927	258.729	227,81	87.326	315.266	261,02
VANUATU	4.543	5.758	26,73	14.714	18.100	23,01
AMERICAN SAMOA	-	2.068	-	-	4.656	-
COOK ISLANDS	7.029	-	-	13.980	-	-
FIJI	68.889	190.620	176,71	97.689	281.634	188,30
KIRIBATI	1.850	-	-	5.004	-	-
SAMOA	16.414	18.000	9,66	18.565	22.680	22,16
SOLOMON ISLANDS	7.086	14.026	97,94	21.506	41.904	94,85
TONGA	1.565	3.314	111,76	9.516	16.991	78,55
EAST TIMOR	291.379	505.298	73,42	777.821	1.124.687	44,59
UNITED STATES	26.584.177	16.667.172	-37,30	31.883.132	31.115.420	-2,41
CANADA	72.911	287.843	294,78	928.402	1.747.204	88,19
MEXICO	798.936	900.545	12,72	730.224	1.055.344	44,52
GUATEMALA	2.402.865	33.717	-98,60	1.955.730	40.252	-97,94
PANAMA	298.724	16.058	-94,62	274.610	16.648	-93,94
SURINAME	91.351	122.460	34,05	81.514	117.315	43,92
CHILE	928.671	353.492	-61,94	790.496	390.729	-50,57
ARGENTINA	-	49.144	-	-	94.591	-
BRAZIL	164.344	193.787	17,92	289.674	384.279	32,66
COLOMBIA	606.344	42.946	-92,92	519.913	47.998	-90,77
ECUADOR	503.085	1.163.448	131,26	443.774	1.261.251	184,21
PERU	2.961.395	2.614.145	-11,73	2.377.285	3.191.992	34,27
TRINIDAD AND TOBAGO	1.304.913	1.979.651	51,71	1.033.466	2.078.702	101,14
JAMAICA	107.298	211.683	97,28	90.681	241.722	166,56
PUERTO RICO	25.417	25.717	1,18	24.330	20.748	-14,72
BELIZE	36.040	-	-	28.515	-	-
DOMINICAN REPUBLIC	801.369	2.836.623	253,97	636.063	2.812.067	342,11
EL SALVADOR	466.570	-	-	358.206	-	-
FRENCH POLYNESIA	454.742	177.952	-60,87	537.841	222.299	-58,67
UNITED KINGDOM	655.012	852.112	30,09	480.492	832.046	73,17
NETHERLANDS	52.359	36.553	-30,19	895.076	619.863	-30,75
FRANCE	317.365	98.488	-68,97	251.679	116.016	-53,90
GERMANY, FED. REP. OF	15.656	8.774	-43,95	75.142	261.507	248,02
BELGIUM	-	212.182	-	-	207.600	-
SWITZERLAND	344	-	-	8.955	-	-
DENMARK	2.935	2.156	-26,56	90.033	97.304	8,08
IRELAND	69.703	915.156	1.212,94	45.481	1.015.747	2.133,34
ITALY	1.006	384.536	38.124,25	2.320	372.779	15.968,06
SPAIN	126.407	655.169	418,30	97.046	821.676	746,69
PORTUGAL	17.774	610.732	3.336,10	14.631	621.419	4.147,19
GREECE	14.679.022	6.395.641	-56,43	10.011.808	5.486.913	-45,20
POLAND	4.777.345	469.630	-90,17	3.364.367	500.996	-85,11
ROMANIA	-	18.412	-	-	34.498	-
ALBANIA	42.223	-	-	30.834	-	-
BELARUS	-	890	-	-	18.596	-
UKRAINE	45.762	139.046	203,85	35.370	193.936	448,31
UZBEKISTAN	-	1.600	-	-	36.653	-
GEORGIA	-	12.015	-	-	12.118	-
CROATIA	-	352.932	-	-	351.500	-
MALTA	14.156	-	-	11.379	-	-
RUSSIA FEDERATION	349.959	93.001	-73,43	1.085.673	344.570	-68,26
KERTAS KHUSUS	**104.869.787**	**80.686.712**	**-23,06**	**88.756.594**	**88.283.738**	**-0,53**
JAPAN	90.250	63.957	-29,13	55.963	49.146	-12,18

https://www.bps.go.id

TABEL 6. PERKEMBANGAN EKSPOR INDONESIA MENURUT KOMODITI DAN NEGARA TUJUAN
JANUARI - MARET 2021 DAN 2022

KOMODITI / NEGARA TUJUAN	BERAT BERSIH (KG)		PERUB	NILAI FOB (US $)		PERUB
	JAN-MAR 2021	JAN-MAR 2022	%	JAN-MAR 2021	JAN-MAR 2022	%
(1)	(2)	(3)	(4)	(5)	(6)	(7)
HONG KONG	138.727	282.783	103,84	128.336	315.699	145,99
KOREA, REPUBLIC OF	356.504	119.940	-66,36	245.825	205.621	-16,36
TAIWAN	2.491.190	1.566.769	-37,11	1.944.099	1.547.209	-20,42
CHINA	3.264.473	2.162.042	-33,77	4.447.976	2.891.739	-34,99
THAILAND	6.030.754	4.116.777	-31,74	5.705.553	4.649.325	-18,51
SINGAPORE	757.456	330.295	-56,39	786.518	465.790	-40,78
PHILIPPINES	1.586.776	2.639.728	66,36	1.805.763	3.042.381	68,48
MALAYSIA	9.345.581	5.564.269	-40,46	7.220.464	5.423.159	-24,89
MYANMAR	1.462.206	3.121.590	113,48	946.287	2.595.729	174,31
CAMBODIA	899.441	475.454	-47,14	757.864	481.333	-36,49
BRUNEI DARUSSALAM	93.544	-	-	79.783	-	-
VIET NAM	30.876.114	22.305.096	-27,76	23.044.490	21.487.754	-6,76
INDIA	9.517.164	4.582.339	-51,85	8.211.875	5.066.565	-38,30
PAKISTAN	7.601.066	2.757.793	-63,72	5.403.281	2.746.449	-49,17
BANGLADESH	1.465.117	208.587	-85,76	1.314.090	251.815	-80,84
SRI LANKA	963.666	938.814	-2,58	839.194	985.447	17,43
IRAQ	34.272	-	-	23.706	-	-
SAUDI ARABIA	174.087	350.031	101,07	152.201	497.711	227,01
ISRAEL	19.800	-	-	10.352	-	-
KUWAIT	38.123	91.657	140,42	50.629	132.463	161,63
JORDAN	2.169	-	-	3.024	-	-
LEBANON	141.969	71.671	-49,52	104.045	87.562	-15,84
YEMEN	96.381	33.837	-64,89	73.167	27.247	-62,76
OMAN	63.263	-	-	92.216	-	-
TURKEY	-	2.917.331	-	-	3.070.152	-
UNITED ARAB EMIRATES	3.788.318	3.655.053	-3,52	3.838.756	4.027.619	4,92
QATAR	55.800	73.329	31,41	53.458	117.357	119,53
BAHRAIN	41.832	-	-	29.645	-	-
EGYPT	1.541.563	654.096	-57,57	904.660	726.557	-19,69
LIBYAN ARAB JAMAHIRIYA	-	76.671	-	-	67.908	-
ETHIOPIA	197.403	-	-	140.156	-	-
TANZANIA, UNITED REP. OF	89.084	168.919	89,62	63.369	158.097	149,49
MADAGASCAR	34.605	158.138	356,98	25.334	160.775	534,62
KENYA	80.784	279.215	245,63	54.106	279.334	416,27
REUNION	-	37.889	-	-	35.403	-
MOZAMBIQUE	166.207	56.642	-65,92	161.538	63.889	-60,45
TOGO	59.877	-	-	51.145	-	-
GHANA	158.412	554.648	250,13	121.630	599.696	393,05
ANGOLA	57.751	-	-	41.103	-	-
CONGO	54.419	36.661	-32,63	35.804	34.828	-2,73
CAMEROON	137.863	54.144	-60,73	110.294	64.635	-41,40
NIGERIA	5.515.052	1.661.568	-69,87	3.898.593	1.734.165	-55,52
COTE D'IVOIRE	-	460.314	-	-	503.673	-
SENEGAL	59.550	108.190	81,68	59.308	115.102	94,08
DJIBOUTI	119.669	143.479	19,90	94.538	127.414	34,77
SOUTH AFRICA	1.230.036	1.893.315	53,92	1.138.673	2.470.837	116,99
ZIMBABWE	48.332	55.159	14,12	31.416	68.806	119,02
MAURITIUS	31.014	34.909	12,56	30.907	48.895	58,20
AUSTRALIA	1.977.486	704.042	-64,40	2.022.693	1.134.519	-43,91
NEW ZEALAND	73.267	99.107	35,27	114.700	167.406	45,95
EAST TIMOR	-	45.581	-	-	58.117	-
UNITED STATES	2.769.326	2.661.598	-3,89	2.517.400	3.253.860	29,25
CANADA	23.168	-	-	19.043	-	-
MEXICO	294.499	1.401.468	375,88	238.037	1.445.697	507,34
GUATEMALA	93.651	194.375	107,55	60.352	221.477	266,98
HONDURAS	36.524	49.582	35,75	67.906	93.916	38,30
NICARAGUA	117.573	139.379	18,55	93.806	155.132	65,37
PANAMA	48.568	22.368	-53,94	38.240	20.802	-45,60
CHILE	23.705	97.045	309,38	33.449	140.077	318,77
VENEZUELA	303.850	-	-	261.463	-	-
ARGENTINA	24.084	133.207	453,10	17.974	272.520	1.416,16
BRAZIL	239.557	-	-	182.101	-	-
COLOMBIA	93.895	338.728	260,75	59.334	360.413	507,43
URUGUAY	14.850	-	-	22.528	-	-
ECUADOR	827.981	70.756	-91,45	699.083	103.963	-85,13
PERU	194.491	1.265.117	550,48	220.104	1.411.014	541,07
TRINIDAD AND TOBAGO	24.585	24.476	-0,44	17.720	27.419	54,74
JAMAICA	63.769	-	-	47.708	-	-
DOMINICAN REPUBLIC	72.367	73.724	1,88	62.625	70.005	11,78
EL SALVADOR	69.680	71.625	2,79	55.977	102.733	83,53
COSTA RICA	237.610	23.744	-90,01	167.095	36.623	-78,08
UNITED KINGDOM	101.255	431.663	326,31	157.512	684.203	334,38
NETHERLANDS	7.832	-	-	9.646	-	-
FRANCE	48.944	-	-	51.940	-	-
GERMANY, FED. REP. OF	24.121	67	-99,72	39.756	1	-100,00
BELGIUM	1.873.228	2.583.820	37,93	2.443.349	3.736.031	52,91
IRELAND	18.164	68.288	275,95	33.815	101.718	200,80
ITALY	17.058	530.369	3.009,17	32.290	752.669	2.230,94
SPAIN	962.697	1.035.761	7,59	1.122.880	1.302.436	15,99
PORTUGAL	100.342	190.182	89,53	108.215	250.602	131,58
GREECE	362.000	466.733	28,93	318.939	562.375	76,33
POLAND	37.686	526.909	1.298,15	95.470	825.337	764,50
ROMANIA	12.312	-	-	23.764	-	-
BULGARIA	-	86.534	-	-	103.406	-
ALBANIA	-	19.987	-	-	31.507	-

https://www.bps.go.id

TABEL 6. PERKEMBANGAN EKSPOR INDONESIA MENURUT KOMODITI DAN NEGARA TUJUAN
JANUARI - MARET 2021 DAN 2022

KOMODITI / NEGARA TUJUAN	BERAT BERSIH (KG)		PERUB	NILAI FOB (US $)		PERUB
	JAN-MAR 2021	JAN-MAR 2022	%	JAN-MAR 2021	JAN-MAR 2022	%
(1)	(2)	(3)	(4)	(5)	(6)	(7)
UKRAINE	182.942	44.016	-75,94	204.767	66.485	-67,53
LITHUANIA	48.882	44.019	-9,95	44.219	57.398	29,80
ESTONIA	-	22.450	-	-	34.995	-
GEORGIA	36.364	23.756	-34,67	34.904	31.415	-10,00
CROATIA	61.302	285.893	366,37	59.414	388.567	554,00
SLOVENIA	782.709	1.262.937	61,35	957.865	1.883.838	96,67
RUSSIA FEDERATION	1.589.798	784.303	-50,67	1.667.371	969.781	-41,84
BARANG DARI KERTAS DAN PAPAN KERTAS LAINNYA	**44.712.711**	**50.451.893**	**12,84**	**63.184.000**	**77.212.098**	**22,20**
JAPAN	4.006.374	3.884.920	-3,03	5.638.127	4.885.253	-13,35
HONG KONG	94.634	132.742	40,27	329.520	350.600	6,40
KOREA, REPUBLIC OF	1.297.183	732.234	-43,55	1.316.678	1.267.893	-3,71
TAIWAN	2.620.874	2.813.264	7,34	1.962.851	2.219.464	13,07
CHINA	58.344	104.915	79,82	53.209	214.339	302,82
MONGOLIA	419	-	-	576	-	-
MACAU	-	35	-	-	241	-
PAPUA NEW GUINEA	41.706	272.800	554,10	66.963	452.763	576,14
THAILAND	2.802.287	3.206.011	14,41	4.972.356	5.288.964	6,37
SINGAPORE	2.044.058	1.549.729	-24,18	994.619	809.909	-18,57
PHILIPPINES	1.247.271	751.257	-39,77	2.017.220	1.835.314	-9,02
MALAYSIA	2.227.952	2.635.220	18,28	3.469.631	4.284.303	23,48
MYANMAR	143.550	368.998	157,05	189.385	560.884	196,16
CAMBODIA	85.680	64.378	-24,86	119.756	94.087	-21,43
BRUNEI DARUSSALAM	31.141	59.073	89,70	46.368	91.022	96,31
NEPAL	31.291	77	-99,75	40.529	977	-97,59
VIET NAM	2.873.102	634.931	-77,90	2.730.206	1.884.977	-30,96
MALDIVES	30	85	183,33	246	1.350	447,82
INDIA	444.779	648.082	45,71	660.894	1.087.638	64,57
PAKISTAN	767.287	806.859	5,16	1.637.098	1.400.959	-14,42
BANGLADESH	38.487	10.734	-72,11	45.231	13.524	-70,10
SRI LANKA	334.514	231.663	-30,75	555.453	326.053	-41,30
IRAQ	1.046.873	503.891	-51,87	1.492.268	786.950	-47,26
IRAN (ISLAMIC REPUBLIC OF)	6	-	-	56	-	-
SAUDI ARABIA	2.348.423	2.584.339	10,05	3.215.336	3.684.792	14,60
KUWAIT	254.240	259.732	2,16	369.479	427.385	15,67
JORDAN	15.923	57.971	264,07	20.087	68.141	239,23
LEBANON	177.483	48.639	-72,60	235.021	77.618	-66,97
YEMEN	1.409.474	456.745	-67,59	1.915.342	700.471	-63,43
OMAN	281.002	725.294	158,11	351.029	1.034.823	194,80
TURKEY	238.374	3.018.002	1.166,08	309.422	3.502.973	1.032,10
UNITED ARAB EMIRATES	2.329.486	3.034.867	30,28	3.370.850	4.470.125	32,61
QATAR	462.639	586.114	26,69	733.316	1.048.385	42,97
BAHRAIN	53.490	180.087	236,67	74.182	294.329	296,77
CYPRUS	14.477	-	-	21.366	-	-
EGYPT	217.278	419.814	93,22	232.353	528.824	127,59
LIBYAN ARAB JAMAHIRIYA	-	15.778	-	-	23.485	-
MOROCCO	11.661	-	-	22.759	-	-
SUDAN	-	16.444	-	-	24.237	-
ERITREA	-	57.466	-	-	79.465	-
ETHIOPIA	219.621	722.075	228,78	261.924	927.512	254,12
TANZANIA, UNITED REP. OF	160.908	251.775	56,47	213.748	212.264	-0,69
MADAGASCAR	642.639	1.002.729	56,03	623.337	1.129.025	81,13
SOMALIA	353.959	351.134	-0,80	432.440	489.942	13,30
KENYA	253.048	103.832	-58,97	329.208	141.502	-57,02
REUNION	1.947	12.482	541,18	12.348	38.034	208,02
MOZAMBIQUE	12.438	16.947	36,25	17.300	23.174	33,96
TOGO	204.509	147.106	-28,07	294.079	266.845	-9,26
GHANA	374.300	322.216	-13,92	535.899	571.170	6,58
ANGOLA	276.229	-	-	228.799	-	-
CONGO	93.536	754.858	707,02	112.584	819.995	628,34
CAMEROON	132.326	337.902	155,36	192.634	364.416	89,18
NIGERIA	540	316.874	58.580,29	11.601	503.155	4.237,17
SIERRA LEONE	665.039	304.182	-54,26	703.483	364.427	-48,20
GABON	31.032	-	-	41.532	-	-
COTE D'IVOIRE	562.508	433.643	-22,91	709.447	649.115	-8,50
SENEGAL	24.023	36.283	51,04	27.182	52.979	94,91
MAURITANIA	-	12.419	-	-	20.041	-
MALI	-	17.259	-	-	28.632	-
BENIN	128.872	58.166	-54,87	157.591	75.577	-52,04
GAMBIA	148.043	71.505	-51,70	161.772	79.823	-50,66
DJIBOUTI	245.966	4.229	-98,28	326.774	9.890	-96,97
SOUTH AFRICA	1.058.087	1.069.554	1,08	1.467.208	1.651.603	12,57
MAURITIUS	78.070	71.609	-8,28	115.283	103.634	-10,10
MAYOTTE	278	-	-	4.130	-	-
AUSTRALIA	1.808.924	1.609.971	-11,00	4.672.891	4.851.044	3,81
NEW ZEALAND	191.527	654.114	241,53	466.547	1.386.948	197,28
GUAM	-	56	-	-	101	-
NEW CALEDONIA	-	30	-	-	93	-
EAST TIMOR	168.526	227.887	35,22	209.951	331.903	58,09
UNITED STATES	2.034.079	3.120.739	53,42	2.742.825	4.105.418	49,68
CANADA	568.835	356.559	-37,32	932.849	676.636	-27,47
MEXICO	1.129.239	2.632.981	133,16	1.416.225	3.822.872	169,93
GUATEMALA	58.123	278.751	379,59	64.421	399.773	520,56
HONDURAS	-	21.381	-	-	33.315	-
NICARAGUA	23.337	132.456	467,58	31.954	194.169	507,66

https://www.bps.go.id

TABEL 6. PERKEMBANGAN EKSPOR INDONESIA MENURUT KOMODITI DAN NEGARA TUJUAN
JANUARI - MARET 2021 DAN 2022

KOMODITI / NEGARA TUJUAN	BERAT BERSIH (KG)		PERUB	NILAI FOB (US $)		PERUB
	JAN-MAR 2021	JAN-MAR 2022	%	JAN-MAR 2021	JAN-MAR 2022	%
(1)	(2)	(3)	(4)	(5)	(6)	(7)
PANAMA	9.840	45.932	366,77	12.707	67.080	427,89
SURINAME	-	11.038	-	-	24.699	-
CHILE	55.474	9.304	-83,23	234.104	90.960	-61,15
ARGENTINA	34.913	1.194	-96,58	62.530	10.282	-83,56
BRAZIL	74.082	77.378	4,45	507.118	701.252	38,28
COLOMBIA	364.260	208.290	-42,82	405.940	277.075	-31,74
URUGUAY	-	7.167	-	-	14.870	-
PARAGUAY	15.995	48.344	202,24	17.460	68.832	294,23
ECUADOR	48.398	73.864	52,62	63.287	115.772	82,93
PERU	36.414	4.596	-87,38	34.665	13.247	-61,79
GUYANA	23.918	-	-	37.277	-	-
TRINIDAD AND TOBAGO	5.815	7.536	29,60	57.725	64.157	11,14
JAMAICA	-	7.800	-	-	65.285	-
PUERTO RICO	-	25.701	-	-	38.783	-
DOMINICAN REPUBLIC	46.470	708	-98,48	66.391	5.820	-91,23
EL SALVADOR	45.781	131.687	187,64	63.837	207.746	225,43
COSTA RICA	45.902	-	-	58.399	-	-
HAITI	205.257	49.816	-75,73	260.867	100.439	-61,50
FRENCH POLYNESIA	5	15	200,00	36	77	115,48
UNITED KINGDOM	202.452	116.762	-42,33	472.028	368.460	-21,94
NETHERLANDS	428.208	304.592	-28,87	730.946	767.985	5,07
FRANCE	91.120	125.275	37,48	315.731	382.121	21,03
GERMANY, FED. REP. OF	296.719	549.646	85,24	971.628	1.755.975	80,73
AUSTRIA	4.738	5.107	7,78	21.592	16.604	-23,10
BELGIUM	46.243	62.862	35,94	183.019	253.867	38,71
SWITZERLAND	6.179	5	-99,91	42.842	139	-99,68
DENMARK	5.442	17.765	226,41	22.735	93.959	313,29
NORWAY	101	-	-	1.242	-	-
SWEDEN	48.535	35.573	-26,71	116.264	87.655	-24,61
FINLAND	6.766	7.706	13,89	15.698	23.435	49,29
IRELAND	147.616	820.327	455,72	264.349	1.277.774	383,37
ITALY	32.181	39.621	23,12	129.497	169.084	30,57
SPAIN	69.034	126.183	82,78	342.753	328.710	-4,10
PORTUGAL	3.071	949	-69,08	8.414	3.343	-60,26
GREECE	21.701	17.634	-18,74	70.101	32.383	-53,80
POLAND	138.910	458.561	230,11	244.747	668.251	173,04
BULGARIA	139.683	183.487	31,36	191.756	250.563	30,67
ALBANIA	38.740	68.981	78,06	48.915	97.842	100,02
TAJIKISTAN	35.986	131.947	266,67	29.688	148.441	400,00
UKRAINE	15.408	-	-	26.017	-	-
CROATIA	125.134	240.025	91,81	162.028	324.928	100,54
MALTA	-	4.982	-	-	8.924	-
SLOVENIA	-	794	-	-	1.511	-
CZECH REPUBLIC	3.144	1.133	-63,97	19.431	9.490	-51,16
RUSSIA FEDERATION	90.778	94.709	4,33	142.496	126.731	-11,06
KERTAS DAN PAPAN KERTAS BERGELOMBANG	**276.274.833**	**184.280.495**	**-33,30**	**133.899.237**	**109.329.018**	**-18,35**
JAPAN	155.787	187.226	20,18	142.893	159.267	11,46
KOREA, REPUBLIC OF	1.247.637	2.700.365	116,44	1.037.775	2.554.771	146,18
TAIWAN	5.405.503	2.716.382	-49,75	3.408.588	2.823.905	-17,15
CHINA	185.239.731	84.154.549	-54,57	83.909.593	41.820.616	-50,16
THAILAND	6.453.834	24.494.055	279,53	3.587.286	13.584.728	278,69
SINGAPORE	4.408.511	8.977.933	103,65	2.174.293	4.556.471	109,56
PHILIPPINES	1.921.460	5.299.454	175,80	1.155.086	3.481.759	201,43
MALAYSIA	42.878.101	19.340.795	-54,89	20.781.118	11.360.325	-45,33
MYANMAR	473.925	398.574	-15,90	267.357	229.658	-14,10
CAMBODIA	1.598.210	1.404.033	-12,15	863.653	858.294	-0,62
VIET NAM	11.520.141	7.661.291	-33,50	6.738.299	5.481.074	-18,66
INDIA	2.105.091	1.292.605	-38,60	1.608.374	1.055.216	-34,39
PAKISTAN	355.986	254.548	-28,49	168.044	200.930	19,57
BANGLADESH	76.081	-	-	73.557	-	-
SRI LANKA	132.877	390.502	193,88	96.459	392.540	306,95
SAUDI ARABIA	2.625.057	7.963.942	203,38	1.682.424	6.249.187	271,44
KUWAIT	-	398.553	-	-	303.810	-
JORDAN	119.549	281.170	135,19	124.298	323.318	160,11
LEBANON	131.376	-	-	124.774	-	-
TURKEY	669.763	4.162.343	521,47	431.168	4.287.668	894,43
UNITED ARAB EMIRATES	5.007.399	4.611.128	-7,91	3.122.619	3.731.976	19,51
QATAR	90.029	74.943	-16,76	72.188	52.442	-27,35
EGYPT	24.935	48.135	93,04	15.760	57.129	262,49
TANZANIA, UNITED REP. OF	22.013	836.377	3.699,47	23.334	681.955	2.822,61
MADAGASCAR	452.225	-	-	244.257	-	-
KENYA	-	649.666	-	-	538.607	-
GHANA	649.811	-	-	398.315	-	-
NIGERIA	-	1.697.827	-	-	1.251.623	-
DJIBOUTI	138.465	-	-	16.930	-	-
SOUTH AFRICA	84.981	23.584	-72,25	77.417	27.229	-64,83
MAURITIUS	122.565	110.018	-10,24	82.230	76.648	-6,79
AUSTRALIA	1.534.861	687.947	-55,18	931.075	412.168	-55,73
NEW ZEALAND	88.036	387.787	340,49	96.731	273.796	183,05
UNITED STATES	-	11.387	-	-	31.740	-
CANADA	264.000	-	-	251.498	-	-
GUATEMALA	-	117.498	-	-	75.184	-
HONDURAS	-	219.200	-	-	128.316	-
CHILE	-	180.327	-	-	100.680	-

https://www.bps.go.id

TABEL 6. PERKEMBANGAN EKSPOR INDONESIA MENURUT KOMODITI DAN NEGARA TUJUAN
JANUARI - MARET 2021 DAN 2022

KOMODITI / NEGARA TUJUAN	BERAT BERSIH (KG)		PERUB	NILAI FOB (US $)		PERUB
	JAN-MAR 2021	JAN-MAR 2022	%	JAN-MAR 2021	JAN-MAR 2022	%
(1)	(2)	(3)	(4)	(5)	(6)	(7)
COLOMBIA	-	183.301	-	-	103.283	-
ECUADOR	-	658.548	-	-	385.352	-
PERU	-	120.034	-	-	126.096	-
GUYANA	-	47.401	-	-	39.340	-
EL SALVADOR	106.957	246.117	130,11	58.497	141.578	142,03
FRANCE	3	-	-	166	-	-
IRELAND	24.965	23.852	-4,46	16.902	26.518	56,90
ITALY	-	376.198	-	-	409.974	-
SPAIN	-	555.011	-	-	576.858	-
PORTUGAL	-	153.577	-	-	162.967	-
GREECE	-	47.247	-	-	51.174	-
BULGARIA	22.981	47.976	108,76	17.909	51.153	185,62
UKRAINE	-	64.141	-	-	65.649	-
GEORGIA	23.762	-	-	28.934	-	-
SLOVENIA	98.226	22.949	-76,64	69.434	26.047	-62,49
KEMASAN DAN KOTAK DARI KERTAS DAN KARTON	**12.531.726**	**14.145.736**	**12,88**	**31.070.511**	**38.229.244**	**23,04**
JAPAN	876.578	578.513	-34,00	1.557.721	1.582.232	1,57
HONG KONG	25.550	101.236	296,23	86.466	307.583	255,73
KOREA, REPUBLIC OF	145.189	52.257	-64,01	429.686	156.303	-63,62
TAIWAN	1.273.448	1.344.639	5,59	5.688.670	4.754.124	-16,43
CHINA	31.192	105.852	239,36	123.136	310.049	151,79
PAPUA NEW GUINEA	12.257	27.831	127,06	27.946	58.862	110,63
THAILAND	568.304	273.859	-51,81	541.433	449.320	-17,01
SINGAPORE	1.645.730	1.214.504	-26,20	2.420.367	2.317.139	-4,26
PHILIPPINES	1.403.487	1.729.280	23,21	3.272.880	3.923.075	19,87
MALAYSIA	129.012	189.046	46,53	146.516	429.810	193,35
MYANMAR	48.875	45.600	-6,70	417.175	200.841	-51,86
CAMBODIA	715	-	-	1.447	-	-
BRUNEI DARUSSALAM	90.184	114.115	26,54	96.658	120.349	24,51
NEPAL	-	1.280	-	-	11.544	-
VIET NAM	34.319	57.811	68,45	98.085	128.520	31,03
MALDIVES	611	1.214	98,63	2.137	7.777	264,00
INDIA	198	4.592	2.223,90	7.032	13.900	97,68
PAKISTAN	42	27	-36,73	419	307	-26,75
BANGLADESH	83.772	99	-99,88	85.828	23.946	-72,10
SAUDI ARABIA	391	75.267	19.149,97	1.875	126.799	6.662,64
ISRAEL	3	-	-	700	-	-
KUWAIT	-	1	-	-	1	-
OMAN	18.283	77	-99,58	26.953	160	-99,41
TURKEY	1	-	-	143	-	-
UNITED ARAB EMIRATES	41.182	32.674	-20,66	114.249	95.858	-16,10
QATAR	9	6.897	74.701,08	45	13.286	29.164,03
BAHRAIN	580	787	35,57	1.842	4.975	170,17
CYPRUS	-	0	-	-	0	-
EGYPT	12.780	2.544	-80,10	32.011	7.191	-77,54
LIBYAN ARAB JAMAHIRIYA	-	1.783	-	-	4.019	-
MOROCCO	-	79	-	-	161	-
SUDAN	245	0	-99,99	3.199	11.571	261,69
ETHIOPIA	758	-	-	3.135	-	-
MADAGASCAR	68.038	15.052	-77,88	58.732	11.697	-80,08
KENYA	-	1	-	-	1	-
REUNION	-	540	-	-	3.871	-
MOZAMBIQUE	-	10.782	-	-	15.579	-
TOGO	10.103	1.043	-89,67	19.303	1.927	-90,02
GHANA	114.058	19.234	-83,14	127.676	50.213	-60,67
LIBERIA	25.033	19.703	-21,29	19.453	15.311	-21,29
ANGOLA	-	0	-	-	4	-
CONGO	12.405	16.896	36,20	12.317	13.068	6,10
NIGERIA	21.522	6.030	-71,98	139.586	123.287	-11,68
SENEGAL	-	10.816	-	-	19.883	-
MAURITANIA	10	-	-	11	-	-
MALI	-	4.800	-	-	8.119	-
SEYCHELLES	3.613	22	-99,39	12.085	425	-96,48
DJIBOUTI	279	3.275	1.072,96	6.947	7.853	13,05
SOUTH AFRICA	49.508	28.603	-42,23	113.998	186.775	63,84
MAURITIUS	-	0	-	-	0	-
AUSTRALIA	2.134.021	1.776.127	-16,77	3.501.602	3.886.059	10,98
NEW ZEALAND	138.160	120.944	-12,46	305.068	303.328	-0,57
GUAM	-	35	-	-	134	-
NEW CALEDONIA	40	3.923	9.706,43	205	16.570	7.968,90
FIJI	-	16.713	-	-	13.625	-
EAST TIMOR	77.226	170.507	120,79	134.001	159.085	18,72
UNITED STATES	2.816.116	4.813.872	70,94	8.991.496	14.637.333	62,79
CANADA	18.066	8.041	-55,49	54.628	26.513	-51,47
MEXICO	-	494	-	-	316	-
PANAMA	7	5.388	73.403,41	10	11.610	111.536,54
CHILE	26.840	27.013	0,65	52.043	58.881	13,14
ARGENTINA	21	0	-99,91	47	38.208	80.507,74
BRAZIL	245	2.250	817,08	1.623	7.272	348,19
ECUADOR	-	1.603	-	-	125.479	-
PERU	-	586	-	-	1.725	-
COSTA RICA	101	-	-	272	-	-
FRENCH POLYNESIA	1	-	-	91	-	-
VIRGIN ISLANDS (BRITISH)	70	-	-	634	-	-

https://www.bps.go.id

TABEL 6. PERKEMBANGAN EKSPOR INDONESIA MENURUT KOMODITI DAN NEGARA TUJUAN
JANUARI - MARET 2021 DAN 2022

KOMODITI / NEGARA TUJUAN	BERAT BERSIH (KG)		PERUB	NILAI FOB (US $)		PERUB
	JAN-MAR 2021	JAN-MAR 2022	%	JAN-MAR 2021	JAN-MAR 2022	%
(1)	(2)	(3)	(4)	(5)	(6)	(7)
UNITED KINGDOM	1.610	55.572	3.351,23	8.105	213.971	2.539,99
NETHERLANDS	288.333	518.290	79,75	896.042	1.381.780	54,21
FRANCE	51.291	113.548	121,38	142.914	434.757	204,21
GERMANY, FED. REP. OF	26.209	29.922	14,17	322.490	292.417	-9,33
BELGIUM	888	17.680	1.892,03	3.972	32.455	717,12
SWITZERLAND	15	-	-	36	-	-
DENMARK	14.686	1.372	-90,66	175.060	10.904	-93,77
SWEDEN	530	464	-12,59	7.190	10.174	41,51
FINLAND	503	11.132	2.111,72	405	38.741	9.465,13
IRELAND	7.023	2.702	-61,52	9.990	6.125	-38,69
ITALY	27.309	27.527	0,80	202.313	104.188	-48,50
SPAIN	112.323	254.956	126,99	399.012	788.136	97,52
PORTUGAL	-	253	-	-	760	-
GREECE	26.676	18.355	-31,19	52.456	37.523	-28,47
HUNGARY	321	-	-	448	-	-
POLAND	9.447	1.198	-87,32	82.753	6.699	-91,91
KYRGYZSTAN	22	3	-86,36	1.360	372	-72,64
LITHUANIA	3	-	-	40	-	-
CZECH REPUBLIC	686	-	-	19.856	-	-
REP. OF MACEDONIA	4.500	46.580	935,11	6.227	66.346	965,55
RUSSIA FEDERATION	174	27	-84,44	263	44	-83,34
KERTAS BUDAYA	**5.368.028**	**10.530.858**	**96,18**	**2.207.205**	**6.818.034**	**208,90**
JAPAN	-	73	-	-	175	-
HONG KONG	50.654	422.364	733,82	21.410	288.058	1.245,46
KOREA, REPUBLIC OF	69.080	-	-	18.891	-	-
TAIWAN	-	395.571	-	-	283.557	-
CHINA	-	1.430.990	-	-	550.931	-
PAPUA NEW GUINEA	116	-	-	748	-	-
SINGAPORE	1.053.064	50	-100,00	228.614	179	-99,92
PHILIPPINES	1.202.307	148.180	-87,68	670.806	104.171	-84,47
MALAYSIA	1.368.570	2.363.284	72,68	586.613	1.607.726	174,07
MYANMAR	-	1.429.803	-	-	965.603	-
VIET NAM	1.624.237	2.385.225	46,85	680.124	1.615.650	137,55
INDIA	-	992.441	-	-	704.633	-
BANGLADESH	-	148.080	-	-	104.065	-
MADAGASCAR	-	146.373	-	-	101.846	-
KENYA	-	99.150	-	-	74.363	-
AUSTRALIA	-	392.985	-	-	289.823	-
NEW CALEDONIA	-	131.227	-	-	94.359	-
FIJI	-	45.062	-	-	32.895	-
KERTAS LAINNYA	**776.009.642**	**749.217.877**	**-3,45**	**538.013.409**	**558.677.440**	**3,84**
JAPAN	88.583.768	82.153.515	-7,26	77.395.595	70.337.354	-9,12
HONG KONG	4.743.697	4.074.176	-14,11	3.636.374	3.347.151	-7,95
KOREA, REPUBLIC OF	31.336.143	26.653.917	-14,94	19.548.471	18.182.635	-6,99
TAIWAN	26.152.898	26.145.702	-0,03	18.147.958	19.168.350	5,62
CHINA	195.681.185	107.249.519	-45,19	130.313.590	65.930.666	-49,41
PAPUA NEW GUINEA	94.078	169.626	80,30	85.817	150.450	75,32
THAILAND	15.469.356	8.893.741	-42,51	10.717.747	6.923.474	-35,40
SINGAPORE	9.006.321	7.272.699	-19,25	6.433.750	5.982.267	-7,02
PHILIPPINES	90.702.920	70.411.514	-22,37	57.763.011	48.806.359	-15,51
MALAYSIA	49.044.150	45.902.193	-6,41	34.176.055	36.950.161	8,12
MYANMAR	10.108.984	13.256.763	31,14	5.957.727	9.776.798	64,10
CAMBODIA	1.501.398	869.300	-42,10	1.025.336	659.260	-35,70
BRUNEI DARUSSALAM	456.931	52.889	-88,43	329.319	41.604	-87,37
NEPAL	1.320.471	561.394	-57,49	750.550	407.720	-45,68
VIET NAM	56.439.363	53.013.490	-6,07	37.599.829	38.546.941	2,52
MALDIVES	101.912	107.904	5,88	79.681	77.926	-2,20
INDIA	16.386.798	16.389.336	0,02	10.786.941	11.399.969	5,68
PAKISTAN	22.942.893	15.434.292	-32,73	15.229.825	11.628.810	-23,64
BANGLADESH	2.005.916	3.406.213	69,81	1.765.853	3.544.567	100,73
SRI LANKA	4.697.491	4.894.874	4,20	2.998.867	3.629.695	21,04
IRAQ	5.171.979	5.052.768	-2,30	3.720.188	4.487.414	20,62
SAUDI ARABIA	14.534.928	15.735.741	8,26	10.853.092	13.316.595	22,70
ISRAEL	186.453	796.482	327,18	128.874	504.561	291,52
KUWAIT	1.694.474	1.721.229	1,58	1.185.279	1.259.245	6,24
JORDAN	1.059.139	1.616.816	52,65	679.603	1.178.342	73,39
LEBANON	3.346.599	3.149.761	-5,88	2.086.103	2.208.471	5,87
YEMEN	1.804.403	1.180.953	-34,55	1.249.505	943.514	-24,49
OMAN	688.906	2.578.199	274,25	496.688	1.947.287	292,05
TURKEY	1.222.204	49.669.291	3.963,91	966.487	35.829.947	3.607,24
UNITED ARAB EMIRATES	11.505.978	20.958.437	82,15	7.414.092	15.861.761	113,94
QATAR	1.713.008	2.038.019	18,97	1.211.314	1.580.369	30,47
BAHRAIN	417.922	821.505	96,57	298.234	630.903	111,55
CYPRUS	287.317	1.094.747	281,02	190.116	829.407	336,26
EGYPT	1.137.253	8.963.488	688,17	798.636	6.687.946	737,42
LIBYAN ARAB JAMAHIRIYA	752.740	416.226	-44,71	505.202	319.072	-36,84
MOROCCO	-	92.820	-	-	109.528	-
ETHIOPIA	2.440.356	210.017	-91,39	1.785.615	147.012	-91,77
TANZANIA, UNITED REP. OF	871.825	2.863.283	228,42	627.115	2.243.045	257,68
MADAGASCAR	1.179.724	1.156.971	-1,93	730.358	846.776	15,94
SOMALIA	58.079	-	-	39.923	-	-
KENYA	7.515.456	12.297.106	63,62	4.937.968	9.384.812	90,05
REUNION	209.051	743.553	255,68	142.970	538.005	276,31

https://www.bps.go.id

TABEL 6. PERKEMBANGAN EKSPOR INDONESIA MENURUT KOMODITI DAN NEGARA TUJUAN
JANUARI - MARET 2021 DAN 2022

KOMODITI / NEGARA TUJUAN	BERAT BERSIH (KG)		PERUB	NILAI FOB (US $)		PERUB
	JAN-MAR 2021	JAN-MAR 2022	%	JAN-MAR 2021	JAN-MAR 2022	%
(1)	(2)	(3)	(4)	(5)	(6)	(7)
MOZAMBIQUE	539.159	606.835	12,55	335.339	481.414	43,56
TOGO	1.269.494	4.014.365	216,22	722.111	3.071.053	325,29
GHANA	2.491.049	4.283.917	71,97	1.784.561	3.253.190	82,30
LIBERIA	39.749	98.048	146,67	27.393	77.730	183,76
GUINEA	759.063	683.600	-9,94	489.543	514.457	5,09
ANGOLA	798.506	457.330	-42,73	504.988	354.546	-29,79
CONGO	1.105.411	1.441.763	30,43	763.894	1.152.626	50,89
CAMEROON	275.404	699.824	154,11	186.791	571.108	205,75
NIGERIA	9.319.434	16.014.603	71,84	5.679.010	12.812.799	125,62
SIERRA LEONE	260.662	652.803	150,44	177.765	504.393	183,74
GABON	33.760	38.719	14,69	50.734	30.264	-40,35
COTE D'IVOIRE	2.741.639	3.504.847	27,84	1.906.588	2.756.719	44,59
SENEGAL	492.141	636.021	29,24	348.210	512.232	47,10
MAURITANIA	216.485	205.846	-4,91	142.280	194.137	36,45
BENIN	1.186.431	1.702.381	43,49	747.023	1.286.890	72,27
GUINEA BISSAU	19.286	-	-	13.240	-	-
GAMBIA	190.766	39.711	-79,18	133.085	32.216	-75,79
SEYCHELLES	17.510	-	-	12.078	-	-
DJIBOUTI	4.158.308	1.115.544	-73,17	2.647.034	996.187	-62,37
SOUTH AFRICA	3.392.772	3.588.955	5,78	2.432.838	3.231.380	32,82
COMOROS	19.286	38.383	99,02	15.168	33.642	121,80
MAURITIUS	1.204.838	1.043.712	-13,37	788.135	850.145	7,87
MAYOTTE	152.593	134.119	-12,11	101.194	99.003	-2,17
DEMOCRATIC REP. OF THE CONGO	304.069	313.374	3,06	202.893	237.425	17,02
AUSTRALIA	9.311.861	5.601.073	-39,85	7.084.265	4.740.778	-33,08
NEW ZEALAND	1.409.498	491.454	-65,13	971.907	424.926	-56,28
MICRONESIA, FED. STATES OF	18.983	17.147	-9,67	12.434	16.282	30,95
GUAM	19.318	48.254	149,78	15.669	32.481	107,29
NEW CALEDONIA	264.125	132.097	-49,99	178.016	91.873	-48,39
SAINT VINCENT AND THE GRENADINES	15.040	-	-	16.184	-	-
VANUATU	37.921	-	-	23.625	-	-
FIJI	87.606	501.807	472,80	90.190	276.874	206,99
MARSHALL ISLANDS	19.317	-	-	16.995	-	-
SAMOA	37.172	75.841	104,03	24.025	55.637	131,58
SOLOMON ISLANDS	18.960	18.960	0,00	13.007	13.898	6,85
TONGA	-	38.085	-	-	32.211	-
EAST TIMOR	248.891	368.916	48,22	260.112	395.216	51,94
UNITED STATES	1.653.993	5.951.785	259,84	3.950.951	5.929.905	50,09
CANADA	10.814.384	6.138.701	-43,24	7.626.415	4.950.321	-35,09
MEXICO	6.583.465	23.748.479	260,73	3.823.165	17.028.684	345,41
GUATEMALA	490.661	1.777.346	262,23	442.489	1.396.951	215,70
HONDURAS	864.606	583.526	-32,51	512.705	421.442	-17,80
NICARAGUA	510.440	630.849	23,59	342.375	477.761	39,54
PANAMA	385.062	656.938	70,61	247.009	474.177	91,97
SURINAME	-	41.002	-	-	59.816	-
CHILE	2.012.034	1.154.424	-42,62	1.161.635	879.428	-24,29
VENEZUELA	-	22.689	-	-	19.327	-
BRAZIL	145.220	6.713	-95,38	89.165	5.129	-94,25
COLOMBIA	125.383	783.175	524,63	129.236	756.596	485,44
PARAGUAY	8.333	-	-	5.304	-	-
ECUADOR	479.403	4.185.412	773,05	295.623	2.918.863	887,36
PERU	497.058	3.339.160	571,78	264.801	2.941.546	1.010,85
GUYANA	42.931	24.505	-42,92	29.678	26.957	-9,17
TRINIDAD AND TOBAGO	-	92.041	-	-	86.775	-
JAMAICA	134.209	98.385	-26,69	135.131	108.897	-19,41
DOMINICAN REPUBLIC	24.051	1.779.780	7.300,03	11.953	1.905.578	15.841,79
EL SALVADOR	747.514	1.095.846	46,60	611.778	905.291	47,98
COSTA RICA	1.244.655	1.643.083	32,01	729.525	1.172.322	60,70
HAITI	138.282	73.069	-47,16	147.856	60.273	-59,24
FRENCH GUIANA	18.212	96.486	429,80	10.618	81.688	669,37
FRENCH POLYNESIA	180.836	19.286	-89,33	142.203	16.146	-88,65
MARTINIQUE	-	96.798	-	-	79.859	-
NETHERLANDS ANTILLES	41.743	24.053	-42,38	31.132	22.914	-26,40
GUADELOUPE	-	115.908	-	-	98.183	-
UNITED KINGDOM	5.655.452	1.868.280	-66,96	3.679.756	1.629.260	-55,72
NETHERLANDS	107.366	50.001	-53,43	97.968	74.380	-24,08
FRANCE	47.900	60.365	26,02	27.348	71.371	160,97
GERMANY, FED. REP. OF	97.294	-	-	54.435	-	-
BELGIUM	3.794.539	7.181.814	89,27	2.255.682	4.774.511	111,67
DENMARK	-	22.431	-	-	24.643	-
IRELAND	288.279	221.454	-23,18	203.137	221.196	8,89
ITALY	4.544.830	5.828.866	28,25	2.648.137	4.293.605	62,14
SPAIN	758.056	2.440.022	221,88	578.267	2.052.489	254,94
PORTUGAL	71.850	-	-	48.979	-	-
GREECE	1.933.154	2.582.983	33,61	1.232.253	2.245.511	82,23
POLAND	26.533	146.752	453,09	22.484	201.788	797,48
ROMANIA	1.387.464	1.549.370	11,67	778.313	1.214.006	55,98
BULGARIA	256.209	381.890	49,05	165.847	309.060	86,35
ALBANIA	274.547	945.441	244,36	157.515	680.379	331,95
UKRAINE	909.485	1.438.705	58,19	591.309	1.076.497	82,05
GEORGIA	-	102.731	-	-	80.017	-
CROATIA	459.568	775.973	68,85	275.174	667.164	142,45
MALTA	87.569	98.610	12,61	78.045	85.605	9,69
SLOVENIA	357.138	440.128	23,24	178.943	392.768	119,49
RUSSIA FEDERATION	758.962	223.816	-70,51	491.089	278.462	-43,30

https://www.bps.go.id

TABEL 6. PERKEMBANGAN EKSPOR INDONESIA MENURUT KOMODITI DAN NEGARA TUJUAN
JANUARI - MARET 2021 DAN 2022

KOMODITI / NEGARA TUJUAN	BERAT BERSIH (KG)		PERUB	NILAI FOB (US $)		PERUB
	JAN-MAR 2021	JAN-MAR 2022	%	JAN-MAR 2021	JAN-MAR 2022	%
(1)	(2)	(3)	(4)	(5)	(6)	(7)
BARANG HASIL PENCETAKAN UMUM	**992.492**	**889.377**	**-10,39**	**5.650.698**	**5.702.077**	**0,91**
JAPAN	82.839	75.025	-9,43	202.568	187.384	-7,50
HONG KONG	20.369	18.114	-11,07	703.525	56.335	-91,99
KOREA, REPUBLIC OF	422	1.591	276,69	42.094	21.529	-48,86
TAIWAN	10.465	782	-92,52	5.064	10.282	103,02
CHINA	7.391	3.598	-51,32	46.230	68.631	48,46
MONGOLIA	-	227	-	-	1.559	-
PAPUA NEW GUINEA	2.210	751	-66,02	21.355	5.168	-75,80
THAILAND	7.298	8.977	23,00	50.671	18.249	-63,99
SINGAPORE	87.299	88.459	1,33	827.431	1.124.347	35,88
PHILIPPINES	3.869	41.988	985,13	28.407	299.854	955,56
MALAYSIA	370.543	425.241	14,76	1.209.240	1.844.198	52,51
MYANMAR	88	15	-82,40	650	191	-70,55
CAMBODIA	1.484	-	-	1.682	-	-
BRUNEI DARUSSALAM	201	515	156,35	235	2.731	1.063,95
LAO PEOPLE'S DEM. REP.	8	-	-	135	-	-
VIET NAM	8.914	10.844	21,65	140.608	174.007	23,75
MALDIVES	39	433	1.019,38	932	3.682	295,04
INDIA	8.105	8.825	8,88	480.219	589.548	22,77
PAKISTAN	353	192	-45,76	8.784	39	-99,56
BANGLADESH	2.646	77	-97,09	1.427	2.265	58,73
SRI LANKA	387	583	50,48	3.351	5.988	78,68
IRAQ	-	27	-	-	359	-
SAUDI ARABIA	21	61	183,74	36	6.067	16.990,31
JORDAN	-	0	-	-	6	-
PALESTINA	12	-	-	102	-	-
OMAN	12	126	926,00	103	1.530	1.383,14
TURKEY	-	21	-	-	245	-
UNITED ARAB EMIRATES	456	125	-72,67	4.017	256	-93,63
QATAR	58	361	517,73	87	909	949,90
EGYPT	-	17	-	-	6.930	-
ALGERIA	176	0	-100,00	3.318	395	-88,09
SUDAN	618	0	-100,00	457	1.584	246,61
ETHIOPIA	1.590	-	-	48.683	-	-
BOTSWANA	-	355	-	-	55	-
GHANA	1.720	1.290	-25,00	3.600	3.000	-16,67
NIGERIA	28.703	0	-100,00	12.493	12.254	-1,91
SENEGAL	440	49	-88,98	75.078	136	-99,82
MALI	13	-	-	103	-	-
DJIBOUTI	4.786	-	-	144.216	-	-
SOUTH AFRICA	332	57	-82,77	112	5.052	4.428,65
ZIMBABWE	-	2.078	-	-	117.600	-
AUSTRALIA	14.399	5.904	-59,00	70.858	76.885	8,51
NEW ZEALAND	152	44	-71,05	594	150	-74,76
EAST TIMOR	2.314	12.357	433,99	4.880	34.464	606,20
UNITED STATES	283.671	155.042	-45,34	1.220.630	521.769	-57,25
CANADA	5.968	3.796	-36,40	22.789	11.396	-50,00
MEXICO	-	34	-	-	111	-
HONDURAS	-	0	-	-	1	-
ARGENTINA	3.794	1.266	-66,63	119.925	39.000	-67,48
BRAZIL	-	2	-	-	30	-
COLOMBIA	-	551	-	-	15.686	-
ECUADOR	-	146	-	-	8.936	-
PERU	30	-	-	278	-	-
DOMINICAN REPUBLIC	-	658	-	-	11.025	-
COSTA RICA	111	-	-	47	-	-
FRENCH POLYNESIA	277	-	-	1.369	-	-
UNITED KINGDOM	4.184	1.585	-62,13	25.832	6.845	-73,50
NETHERLANDS	10.885	3.620	-66,75	39.232	22.798	-41,89
FRANCE	550	252	-54,27	11.617	2.181	-81,22
GERMANY, FED. REP. OF	1.426	2.919	104,74	10.007	26.393	163,74
BELGIUM	450	594	32,20	4.089	1.899	-53,55
SWITZERLAND	-	150	-	-	350	-
DENMARK	6	-	-	969	-	-
ITALY	805	479	-40,56	18.937	18.153	-4,14
SPAIN	1.220	625	-48,77	5.897	8.503	44,18
PORTUGAL	31	-	-	598	-	-
GREECE	511	8	-98,53	2.069	20	-99,03
HUNGARY	-	30	-	-	5.940	-
ARMENIA	-	8.509	-	-	317.075	-
UKRAINE	-	5	-	-	30	-
CROATIA	3.108	-	-	6.650	-	-
SLOVAKIA	15	-	-	6.505	-	-
SLOVENIA	-	2	-	-	75	-
CZECH REPUBLIC	4.677	-	-	9.845	-	-
RUSSIA FEDERATION	40	-	-	66	-	-
BARANG HASIL PENCETAKAN KHUSUS	**1.022.799**	**197.876**	**-80,65**	**6.730.299**	**1.557.437**	**-76,86**
KOREA, REPUBLIC OF	140.429	17.741	-87,37	648.741	78.098	-87,96
CHINA	643	386	-39,98	7.963	82.395	934,78
PAPUA NEW GUINEA	2.952	-	-	54.448	-	-
THAILAND	30.415	7.077	-76,73	64.354	24.380	-62,12
SINGAPORE	544.686	136.733	-74,90	3.383.398	1.140.570	-66,29
PHILIPPINES	-	1	-	-	13	-

https://www.bps.go.id

TABEL 6. PERKEMBANGAN EKSPOR INDONESIA MENURUT KOMODITI DAN NEGARA TUJUAN
JANUARI - MARET 2021 DAN 2022

KOMODITI / NEGARA TUJUAN	BERAT BERSIH (KG)		PERUB	NILAI FOB (US $)		PERUB
	JAN-MAR 2021	JAN-MAR 2022	%	JAN-MAR 2021	JAN-MAR 2022	%
(1)	(2)	(3)	(4)	(5)	(6)	(7)
VIET NAM	-	0	-	-	8	-
INDIA	105.717	-	-	310.074	-	-
BANGLADESH	168.305	35.408	-78,96	1.084.195	216.806	-80,00
TURKEY	17	-	-	593	-	-
UNITED ARAB EMIRATES	-	81	-	-	5.000	-
GHANA	-	2	-	-	41	-
NIGERIA	-	8	-	-	105	-
AUSTRALIA	-	126	-	-	250	-
UNITED STATES	198	93	-52,81	1.282	9.254	621,95
BRAZIL	1	-	-	29	-	-
PERU	29.200	-	-	1.142.844	-	-
FRANCE	235	-	-	32.376	-	-
SWITZERLAND	3	-	-	2	-	-
ITALY	-	1	-	-	17	-
CROATIA	-	220	-	-	500	-
PRODUK DARI BATU BARA	**80.784.532**	**86.293.841**	**6,82**	**14.011.993**	**27.385.231**	**95,44**
JAPAN	200	19.030.000	9.514.900,00	80	5.709.000	7.136.150,00
KOREA, REPUBLIC OF	58.850	-	-	19.421	-	-
CHINA	25.815.422	20.355.638	-21,15	3.202.262	6.107.406	90,72
SINGAPORE	-	5.611.758	-	-	3.153.415	-
MALAYSIA	160.060	6.289.019	3.829,16	52.820	2.238.211	4.137,45
VIET NAM	15.000.000	-	-	1.518.661	-	-
INDIA	39.750.000	35.007.426	-11,93	9.218.750	10.177.198	10,40
PEMBUATAN MINYAK PELUMAS	**1.190**	**1.057**	**-11,17**	**3.619**	**2.258**	**-37,62**
CHINA	38	20	-47,01	119	40	-66,73
THAILAND	10	1	-95,00	16	10	-34,99
SINGAPORE	820	1.016	23,86	1.982	705	-64,43
PHILIPPINES	-	21	-	-	1.502	-
MALAYSIA	220	-	-	1.100	-	-
MALDIVES	56	-	-	207	-	-
UNITED STATES	32	-	-	159	-	-
FRANCE	7	-	-	7	-	-
GERMANY, FED. REP. OF	7	-	-	28	-	-
KIMIA DASAR ORGANIK YANG BERSUMBER DARI HASIL PERTANIAN	**1.321.140.140**	**1.340.952.079**	**1,50**	**1.379.678.874**	**2.080.356.174**	**50,79**
JAPAN	28.487.768	42.857.526	50,44	35.735.173	71.152.006	99,11
HONG KONG	10	500	5.002,04	7	12.815	177.886,11
KOREA, REPUBLIC OF	99.987.918	75.068.979	-24,92	82.330.683	92.521.588	12,38
TAIWAN	17.920.421	12.299.070	-31,37	21.592.927	22.355.694	3,53
CHINA	285.221.758	277.608.490	-2,67	315.792.483	456.569.493	44,58
THAILAND	20.869.476	13.320.705	-36,17	28.674.644	25.847.699	-9,86
SINGAPORE	29.773.799	48.842.279	64,04	35.113.639	84.145.148	139,64
PHILIPPINES	35.353.106	18.882.232	-46,59	42.137.631	31.710.970	-24,74
MALAYSIA	119.601.000	123.904.763	3,60	134.869.381	203.801.068	51,11
MYANMAR	157.200	358.500	128,05	174.579	515.987	195,56
CAMBODIA	255.000	50.000	-80,39	357.020	71.708	-79,91
BRUNEI DARUSSALAM	36.000	5.463	-84,83	37.174	15.055	-59,50
NEPAL	-	87.000	-	-	166.181	-
VIET NAM	11.145.749	9.604.976	-13,82	11.266.661	13.247.567	17,58
INDIA	114.253.890	112.847.711	-1,23	125.919.985	179.333.215	42,42
PAKISTAN	3.013.598	3.296.781	9,40	3.632.115	5.823.744	60,34
BANGLADESH	1.869.800	2.582.720	38,13	2.318.027	4.049.574	74,70
SRI LANKA	4.080.880	2.288.320	-43,93	4.888.582	3.889.178	-20,44
IRAN (ISLAMIC REPUBLIC OF)	2.755.200	5.170.200	87,65	2.834.143	7.164.798	152,80
SAUDI ARABIA	1.781.260	472.120	-73,50	1.750.120	682.212	-61,02
ISRAEL	1.157.000	1.894.620	63,75	980.360	2.630.200	168,29
KUWAIT	72.000	25.000	-65,28	93.068	51.662	-44,49
JORDAN	829.500	404.000	-51,30	989.551	611.208	-38,23
LEBANON	-	40.000	-	-	76.400	-
OMAN	241.000	96.000	-60,17	285.928	133.020	-53,48
TURKEY	10.747.060	7.410.485	-31,05	11.142.262	11.164.828	0,20
UNITED ARAB EMIRATES	3.729.106	6.273.390	68,23	5.027.103	14.433.836	187,12
QATAR	29.600	4.800	-83,78	33.262	13.435	-59,61
CYPRUS	-	12.000	-	-	43.344	-
EGYPT	1.666.630	929.740	-44,21	1.540.177	1.666.601	8,21
LIBYAN ARAB JAMAHIRIYA	-	10.296	-	-	68.536	-
MOROCCO	207.000	281.500	35,99	273.036	653.412	139,31
TUNISIA	298.000	254.200	-14,70	331.356	317.504	-4,18
ALGERIA	230.500	100.720	-56,30	203.820	141.861	-30,40
SUDAN	17.000	-	-	18.870	-	-
ETHIOPIA	678.000	-	-	547.080	-	-
TANZANIA, UNITED REP. OF	6.835.765	575.000	-91,59	6.044.374	706.074	-88,32
MADAGASCAR	668.550	-	-	595.148	-	-
KENYA	2.941.884	2.822.275	-4,07	2.441.211	3.603.618	47,62
MOZAMBIQUE	1.120.926	999.903	-10,80	857.823	1.229.881	43,37
TOGO	-	117.000	-	-	132.045	-
GHANA	1.341.875	2.229.500	66,15	1.076.478	2.281.415	111,93
GUINEA	566.100	-	-	454.295	-	-
ANGOLA	414.625	312.750	-24,57	382.496	345.328	-9,72
CONGO	68.000	-	-	72.162	-	-
CAMEROON	41.000	52.000	26,83	49.224	74.240	50,82
NIGERIA	3.332.600	1.571.625	-52,84	2.848.898	1.968.890	-30,89

https://www.bps.go.id

TABEL 6. PERKEMBANGAN EKSPOR INDONESIA MENURUT KOMODITI DAN NEGARA TUJUAN
JANUARI - MARET 2021 DAN 2022

KOMODITI / NEGARA TUJUAN	BERAT BERSIH (KG)		PERUB	NILAI FOB (US $)		PERUB
	JAN-MAR 2021	JAN-MAR 2022	%	JAN-MAR 2021	JAN-MAR 2022	%
(1)	(2)	(3)	(4)	(5)	(6)	(7)
COTE D'IVOIRE	985.000	34.000	-96,55	956.265	50.405	-94,73
SENEGAL	617.000	-	-	569.660	-	-
UGANDA	36.000	-	-	63.102	-	-
CENTRAL AFRICAN REPUBLIC	-	21.600	-	-	33.696	-
DJIBOUTI	1.448.250	1.782.080	23,05	1.301.367	1.920.264	47,56
SOUTH AFRICA	3.864.806	3.160.650	-18,22	3.270.014	4.558.470	39,40
MALAWI	505.440	-	-	430.402	-	-
MAURITIUS	20.000	340.000	1.600,00	14.996	385.300	2.469,35
DEMOCRATIC REP. OF THE CONGO	452.000	196.000	-56,64	540.586	268.860	-50,27
AUSTRALIA	1.631.813	1.487.613	-8,84	2.156.987	3.159.965	46,50
NEW ZEALAND	109.800	64.400	-41,35	138.467	110.825	-19,96
SOLOMON ISLANDS	-	38.400	-	-	54.000	-
EAST TIMOR	1.246	716	-42,54	2.454	3.337	35,97
UNITED STATES	61.240.838	107.554.745	75,63	78.769.626	179.903.636	128,39
CANADA	789.732	617.112	-21,86	839.123	933.638	11,26
MEXICO	4.549.475	3.773.041	-17,07	5.465.755	5.865.937	7,32
GUATEMALA	263.750	-	-	275.925	-	-
CHILE	188.000	72.000	-61,70	218.532	122.628	-43,89
VENEZUELA	17.000	-	-	14.075	-	-
ARGENTINA	281.565	290.475	3,16	337.871	751.607	122,45
BRAZIL	5.663.345	3.915.127	-30,87	6.884.325	9.051.794	31,48
COLOMBIA	1.352.780	426.450	-68,48	1.710.737	943.474	-44,85
ECUADOR	85.000	25.840	-69,60	91.913	60.853	-33,79
PERU	569.890	119.800	-78,98	638.025	185.614	-70,91
DOMINICAN REPUBLIC	1.200	22.300	1.758,33	1.407	40.650	2.789,92
EL SALVADOR	-	26.000	-	-	36.270	-
COSTA RICA	152.000	48.000	-68,42	171.397	72.000	-57,99
HAITI	17.000	-	-	27.030	-	-
UNITED KINGDOM	6.985.042	1.325.595	-81,02	5.944.890	2.131.568	-64,14
NETHERLANDS	259.544.055	288.862.612	11,30	244.112.845	422.114.828	72,92
FRANCE	7.888.960	3.894.710	-50,63	7.456.112	9.833.657	31,89
GERMANY, FED. REP. OF	12.934.980	12.050.154	-6,84	16.926.888	32.091.061	89,59
AUSTRIA	46.450	-	-	51.463	-	-
BELGIUM	2.539.730	7.199.902	183,49	3.707.404	10.863.546	193,02
SWITZERLAND	1.200	1.237	3,08	46.200	17.532	-62,05
DENMARK	2.626.085	374.800	-85,73	2.264.317	474.430	-79,05
SWEDEN	443.950	141.000	-68,24	830.710	706.792	-14,92
FINLAND	349.800	290.800	-16,87	384.669	443.514	15,30
IRELAND	14.400	34.000	136,11	50.668	47.294	-6,66
ITALY	64.529.427	57.234.104	-11,31	51.178.443	58.507.702	14,32
SPAIN	52.420.617	59.698.108	13,88	44.576.800	74.297.110	66,67
PORTUGAL	979.600	2.658.810	171,42	811.901	3.886.300	378,67
GREECE	1.344.720	393.700	-70,72	1.238.622	603.007	-51,32
HUNGARY	200	-	-	528	-	-
POLAND	2.611.000	1.315.500	-49,62	1.599.808	1.976.667	23,56
ROMANIA	68.000	51.000	-25,00	69.886	71.801	2,74
BULGARIA	192.800	383.001	98,65	233.303	674.978	189,31
UKRAINE	722.200	247.200	-65,77	740.056	351.894	-52,45
LITHUANIA	177.700	329.600	85,48	173.055	460.279	165,97
LATVIA	48.000	-	-	44.976	-	-
ESTONIA	75.000	48.000	-36,00	85.228	145.386	70,58
CROATIA	705.500	102.000	-85,54	833.172	145.350	-82,55
SLOVENIA	537.100	895.200	66,67	514.130	1.351.984	162,97
CZECH REPUBLIC	48.000	278.400	480,00	57.120	449.623	687,16
RUSSIA FEDERATION	4.645.940	3.161.160	-31,96	5.114.167	4.773.607	-6,66
MONTENEGRO	19.200	-	-	28.513	-	-
SABUN DAN BAHAN PEMBERSIH KEPERLUAN RUMAH	**475.976.130**	**467.335.933**	**-1,82**	**419.160.443**	**551.962.049**	**31,68**
JAPAN	4.062.702	5.714.011	40,65	8.708.067	10.014.084	15,00
HONG KONG	781.249	702.004	-10,14	3.229.448	2.406.443	-25,48
KOREA, REPUBLIC OF	5.857.119	5.626.647	-3,93	5.626.253	8.143.805	44,75
TAIWAN	3.638.028	2.182.642	-40,00	5.591.049	4.523.023	-19,10
CHINA	151.144.408	176.084.011	16,50	55.464.935	148.631.478	167,97
MONGOLIA	420.014	578.107	37,64	542.070	808.268	49,11
MACAU	-	65	-	-	323	-
PAPUA NEW GUINEA	3.980.590	3.914.861	-1,65	3.634.242	4.397.002	20,99
THAILAND	12.459.884	14.281.933	14,62	24.728.396	29.611.495	19,75
SINGAPORE	6.854.226	7.205.151	5,12	48.037.657	45.024.874	-6,27
PHILIPPINES	28.284.953	33.665.820	19,02	23.391.308	33.013.961	41,14
MALAYSIA	56.679.454	56.275.590	-0,71	45.274.061	59.249.650	30,87
MYANMAR	2.843.974	2.658.963	-6,51	4.593.384	3.927.139	-14,50
CAMBODIA	327.668	397.774	21,40	1.344.804	1.853.910	37,86
BRUNEI DARUSSALAM	1.057.108	731.945	-30,76	1.574.037	1.147.410	-27,10
LAO PEOPLE'S DEM. REP.	41.872	1.445	-96,55	108.590	8.169	-92,48
NEPAL	108.411	81.252	-25,05	208.598	220.835	5,87
BHUTAN	14.310	-	-	21.753	-	-
VIET NAM	2.647.057	2.544.257	-3,88	3.773.293	4.586.955	21,56
MALDIVES	875.909	768.606	-12,25	1.423.633	1.070.750	-24,79
INDIA	33.243.963	27.409.220	-17,55	26.418.619	38.129.418	44,33
PAKISTAN	2.565.945	1.002.520	-60,93	2.696.565	1.993.719	-26,06
BANGLADESH	2.061.468	4.209.299	104,19	2.619.556	5.503.569	110,10
SRI LANKA	1.217.222	801.897	-34,12	1.184.996	1.132.418	-4,44
AFGHANISTAN	949.280	344.376	-63,72	1.404.934	636.919	-54,67
IRAQ	1.531.823	1.041.597	-32,00	1.889.858	1.442.825	-23,65
IRAN (ISLAMIC REPUBLIC OF)	418.523	1.296.295	209,73	502.109	1.507.963	200,33

https://www.bps.go.id

TABEL 6. PERKEMBANGAN EKSPOR INDONESIA MENURUT KOMODITI DAN NEGARA TUJUAN
JANUARI - MARET 2021 DAN 2022

KOMODITI / NEGARA TUJUAN	BERAT BERSIH (KG)		PERUB	NILAI FOB (US $)		PERUB
	JAN-MAR 2021	JAN-MAR 2022	%	JAN-MAR 2021	JAN-MAR 2022	%
(1)	(2)	(3)	(4)	(5)	(6)	(7)
SAUDI ARABIA	2.506.470	3.612.091	44,11	4.726.652	7.031.883	48,77
ISRAEL	100.191	114.488	14,27	178.259	254.206	42,61
KUWAIT	30.774	63.380	105,95	228.330	276.787	21,22
JORDAN	382.443	615.512	60,94	387.938	757.745	95,33
LEBANON	97.479	80.000	-17,93	87.264	72.200	-17,26
YEMEN	3.557.944	1.940.487	-45,46	5.412.726	2.849.378	-47,36
OMAN	177.536	226.392	27,52	466.989	798.467	70,98
SYRIA ARAB REPUBLIC	540.000	-	-	418.400	-	-
TURKEY	4.856.668	396.185	-91,84	3.726.245	404.084	-89,16
UNITED ARAB EMIRATES	10.019.543	7.042.110	-29,72	13.772.351	12.835.258	-6,80
QATAR	768.121	506.142	-34,11	2.986.378	1.004.228	-66,37
BAHRAIN	22.399	21.503	-4,00	50.738	63.101	24,37
EGYPT	931.480	160.000	-82,82	769.528	136.167	-82,31
LIBYAN ARAB JAMAHIRIYA	352.729	425.087	20,51	337.093	731.383	116,97
MOROCCO	79.436	-	-	156.450	-	-
TUNISIA	60.000	40.000	-33,33	53.100	46.400	-12,62
ALGERIA	1.153.500	1.040.000	-9,84	938.004	1.116.890	19,07
SUDAN	377.463	261.636	-30,69	380.786	419.632	10,20
ETHIOPIA	1.707.142	2.060.000	20,67	1.318.389	2.242.582	70,10
TANZANIA, UNITED REP. OF	549.707	1.383.191	151,62	609.027	1.529.104	151,07
MADAGASCAR	4.238.550	3.074.137	-27,47	3.155.070	2.599.158	-17,62
SOMALIA	1.918.198	702.546	-63,37	1.352.274	822.593	-39,17
KENYA	785.828	1.176.304	49,69	1.216.716	1.854.613	52,43
REUNION	-	95	-	-	490	-
MOZAMBIQUE	6.950.804	5.268.169	-24,21	4.619.714	4.682.399	1,36
EQUATORIAL GUINEA	535.329	374.399	-30,06	375.671	358.352	-4,61
TOGO	1.059.078	528.342	-50,11	1.145.038	868.796	-24,13
GHANA	5.261.619	5.793.126	10,10	5.662.604	7.220.732	27,52
LIBERIA	1.126.052	1.505.648	33,71	1.141.273	1.829.728	60,32
GUINEA	1.528.424	1.395.600	-8,69	823.158	907.140	10,20
ANGOLA	11.562.697	13.176.273	13,96	6.825.586	11.071.005	62,20
CONGO	1.541.254	655.947	-57,44	1.158.545	589.384	-49,13
CAMEROON	469.933	135.778	-71,11	562.354	249.884	-55,56
NIGERIA	5.991.379	3.370.510	-43,74	5.237.615	3.949.157	-24,60
SIERRA LEONE	540.843	33.998	-93,71	592.009	33.727	-94,30
GABON	536.291	361.945	-32,51	584.248	437.200	-25,17
COTE D'IVOIRE	1.169.824	800.623	-31,56	1.127.487	918.606	-18,53
SENEGAL	2.711.639	1.644.796	-39,34	1.921.943	1.441.956	-24,97
MAURITANIA	6.040.449	8.582.826	42,09	4.072.280	7.127.917	75,04
MALI	1.210.431	-	-	1.071.398	-	-
BENIN	93.143	229.994	146,93	148.529	361.593	143,45
BURKINA FASO	72.117	89.228	23,73	100.437	135.398	34,81
GUINEA BISSAU	349.500	-	-	251.610	-	-
GAMBIA	2.026.770	632.279	-68,80	1.434.964	685.657	-52,22
SEYCHELLES	3.741	-	-	19.912	-	-
UGANDA	43.979	683.305	1.453,71	240.700	87.982	-63,45
CENTRAL AFRICAN REPUBLIC	483.000	667	-99,86	323.610	9.459	-97,08
DJIBOUTI	13.638.380	4.994.521	-63,38	10.888.780	5.337.291	-50,98
SAO TOME AND PRINCIPE	141.176	35.181	-75,08	96.455	44.284	-54,09
SOUTH AFRICA	2.373.143	1.119.164	-52,84	1.892.987	1.493.978	-21,08
ZAMBIA	-	64.624	-	-	74.570	-
MALAWI	2.409.750	824.000	-65,81	1.417.649	703.700	-50,36
COMOROS	165.939	142.892	-13,89	134.866	141.393	4,84
MAURITIUS	560.815	327.053	-41,68	458.033	208.912	-54,39
MAYOTTE	289.971	34.171	-88,22	247.563	34.973	-85,87
DEMOCRATIC REP. OF THE CONGO	177.079	214.441	21,10	185.545	246.321	32,76
AUSTRALIA	7.376.634	6.749.990	-8,49	7.684.798	8.873.416	15,47
NEW ZEALAND	1.196.662	859.074	-28,21	1.779.242	1.019.051	-42,73
MICRONESIA, FED. STATES OF	81.182	114.038	40,47	92.051	108.479	17,85
GUAM	160	-	-	493	-	-
NAURU	9.984	11.524	15,43	34.763	59.112	70,04
NEW CALEDONIA	8.118	9.356	15,25	7.402	13.785	86,24
NORTHERN MARIANA ISLANDS	17.340	6.106	-64,79	40.449	18.991	-53,05
VANUATU	185.701	67.264	-63,78	255.010	94.354	-63,00
AMERICAN SAMOA	8.525	9.487	11,28	7.603	8.302	9,19
COOK ISLANDS	1.404	-	-	5.883	-	-
FIJI	564.737	909.380	61,03	733.050	971.073	32,47
KIRIBATI	169.310	121.176	-28,43	304.366	231.024	-24,10
MARSHALL ISLANDS	85.551	55.588	-35,02	106.330	62.081	-41,61
SAMOA	213.766	158.776	-25,72	270.365	235.698	-12,82
SOLOMON ISLANDS	228.933	147.594	-35,53	333.938	243.051	-27,22
TONGA	61.023	159.709	161,72	75.264	221.237	193,95
TUVALU	14.009	-	-	15.760	-	-
EAST TIMOR	3.079.992	2.491.070	-19,12	4.463.864	3.770.521	-15,53
UNITED STATES	2.005.684	1.603.019	-20,08	4.221.910	4.530.333	7,31
CANADA	876.442	1.010.022	15,24	679.813	1.389.775	104,43
MEXICO	-	250	-	-	812	-
GUATEMALA	-	200	-	-	60	-
PANAMA	127.607	45.568	-64,29	191.971	83.961	-56,26
CUBA	4.380.000	340.000	-92,24	3.488.051	326.156	-90,65
SURINAME	110.885	45.943	-58,57	134.619	81.294	-39,61
CHILE	305.759	1.335.376	336,74	305.790	1.539.303	403,39
VENEZUELA	2.646.134	1.288.183	-51,32	3.210.748	2.173.776	-32,30
ARGENTINA	-	2.160	-	-	5.408	-
COLOMBIA	159.759	213.208	33,46	199.921	496.126	148,16

https://www.bps.go.id

TABEL 6. PERKEMBANGAN EKSPOR INDONESIA MENURUT KOMODITI DAN NEGARA TUJUAN
JANUARI - MARET 2021 DAN 2022

KOMODITI / NEGARA TUJUAN	BERAT BERSIH (KG)		PERUB	NILAI FOB (US $)		PERUB
	JAN-MAR 2021	JAN-MAR 2022	%	JAN-MAR 2021	JAN-MAR 2022	%
(1)	(2)	(3)	(4)	(5)	(6)	(7)
BOLIVIA	1.638.520	910.731	-44,42	1.856.164	851.510	-54,13
ECUADOR	17.145	8.000	-53,34	25.642	14.632	-42,94
PERU	193.548	59.258	-69,38	288.628	98.640	-65,82
GUYANA	72.405	-	-	88.010	-	-
TRINIDAD AND TOBAGO	126.211	138.700	9,90	187.964	179.020	-4,76
BAHAMAS	12.717	22.752	78,91	22.983	53.737	133,81
JAMAICA	219.800	599.600	172,79	170.746	718.451	320,77
DOMINICAN REPUBLIC	23.458	-	-	29.575	-	-
COSTA RICA	40.000	13.878	-65,31	33.800	22.359	-33,85
HAITI	619.613	392.181	-36,71	737.483	574.662	-22,08
BARBADOS	17.366	22.460	29,33	22.410	22.879	2,09
CAPE VERDE	114.831	69.445	-39,52	96.241	64.644	-32,83
CAYMAN ISLANDS	-	60	-	-	295	-
DOMINICA	-	40.017	-	-	58.982	-
FRENCH GUIANA	67.632	21.936	-67,57	57.084	21.742	-61,91
FRENCH POLYNESIA	172.687	164.941	-4,49	186.379	204.114	9,52
GRENADA	-	25.663	-	-	32.237	-
MARTINIQUE	21.960	21.995	0,16	17.678	22.825	29,11
NETHERLANDS ANTILLES	20.000	-	-	18.340	-	-
GUADELOUPE	22.001	377	-98,29	21.450	893	-95,84
UNITED KINGDOM	453.155	604.340	33,36	664.730	1.223.647	84,08
NETHERLANDS	7.181.307	10.936.725	52,29	3.228.349	10.931.049	238,60
FRANCE	278.468	441.645	58,60	408.767	584.389	42,96
GERMANY, FED. REP. OF	778.919	1.115.676	43,23	932.219	1.795.565	92,61
BELGIUM	1.767.474	607.963	-65,60	1.742.731	772.983	-55,65
SWITZERLAND	2.904	95	-96,73	233.416	965	-99,59
LUXEMBOURG	512	505	-1,39	39.238	31.707	-19,19
DENMARK	1	2.990	298.900,00	88	31.908	36.328,86
NORWAY	-	9	-	-	500	-
SWEDEN	16	50	212,50	38	127	230,60
IRELAND	-	1.100	-	-	7.750	-
ITALY	585.427	57.513	-90,18	490.395	86.004	-82,46
SPAIN	219.320	517.800	136,09	241.630	699.684	189,57
PORTUGAL	411.400	530.600	28,97	419.149	658.772	57,17
GREECE	84.590	18	-99,98	76.148	263	-99,65
HUNGARY	0	-	-	19	-	-
POLAND	3.970.830	2.509.524	-36,80	3.781.962	3.818.024	0,95
ROMANIA	47.790	122.027	155,34	71.600	225.945	215,57
BULGARIA	279.010	200.070	-28,29	237.411	241.095	1,55
ALBANIA	-	80	-	-	4.000	-
AZERBAIJAN	85.464	48.888	-42,80	114.947	85.894	-25,28
KAZAKHSTAN	32	167.760	522.516,82	1.551	268.447	17.203,98
KYRGYZSTAN	130	11	-91,54	34.099	2.612	-92,34
TAJIKISTAN	40.000	426.404	966,01	32.680	703.158	2.051,65
TURKMENISTAN	108.417	495.306	356,85	207.940	771.359	270,95
UKRAINE	125.815	1.636	-98,70	251.696	85.115	-66,18
UZBEKISTAN	771.262	20.275	-97,37	645.087	42.277	-93,45
LITHUANIA	588	2.374	304,14	25.181	118.356	370,03
LATVIA	35.600	-	-	48.138	-	-
ESTONIA	548.914	404.346	-26,34	657.896	720.851	9,57
GEORGIA	53.540	68.400	27,75	57.898	113.424	95,90
CROATIA	140.000	125	-99,91	125.020	1.153	-99,08
MALTA	8.466	517	-93,89	48.934	18.170	-62,87
SLOVAKIA	40.000	-	-	29.640	-	-
CZECH REPUBLIC	189	274	44,97	1.558	2.692	72,85
RUSSIA FEDERATION	296.088	303.755	2,59	322.776	331.117	2,58
DAMAR BUATAN (RESIN SINTETIS) DAN BAHAN BAKU	**288.657.170**	**287.513.576**	**-0,40**	**285.500.160**	**352.480.928**	**23,46**
JAPAN	15.887.021	15.704.096	-1,15	16.889.761	22.804.936	35,02
HONG KONG	1.071.916	699.865	-34,71	2.102.332	1.350.544	-35,76
KOREA, REPUBLIC OF	673.226	1.084.053	61,02	954.851	1.147.790	20,21
TAIWAN	3.671.257	2.989.331	-18,57	3.643.438	3.542.483	-2,77
CHINA	110.337.965	80.518.867	-27,03	93.886.839	71.366.400	-23,99
PAPUA NEW GUINEA	17.500	-	-	25.300	-	-
THAILAND	8.969.918	11.929.068	32,99	12.017.375	18.062.637	50,30
SINGAPORE	9.443.100	7.686.378	-18,60	11.789.176	11.053.583	-6,24
PHILIPPINES	6.581.058	6.482.546	-1,50	9.867.339	11.168.339	13,18
MALAYSIA	27.620.609	40.267.978	45,79	30.960.506	53.048.960	71,34
MYANMAR	459.936	834.990	81,54	516.339	1.134.688	119,76
CAMBODIA	72.043	-	-	72.662	-	-
BRUNEI DARUSSALAM	-	6.500	-	-	5.709	-
NEPAL	16.000	-	-	17.549	-	-
VIET NAM	21.143.991	29.194.435	38,07	27.002.653	42.240.460	56,43
INDIA	14.179.279	20.889.242	47,32	16.439.162	29.855.438	81,61
PAKISTAN	2.062.035	4.771.840	131,41	3.037.837	6.609.531	117,57
BANGLADESH	6.615.035	11.413.936	72,55	5.905.610	13.387.508	126,69
SRI LANKA	614.917	56.509	-90,81	535.003	112.524	-78,97
SAUDI ARABIA	103.861	143.200	37,88	102.492	398.278	288,59
ISRAEL	-	184	-	-	266.800	-
KUWAIT	-	935	-	-	5.720	-
LEBANON	80.000	64.000	-20,00	105.367	124.815	18,46
OMAN	995.760	1.082.901	8,75	687.568	870.836	26,65
TURKEY	1.210.310	1.417.808	17,14	1.070.952	1.555.143	45,21
UNITED ARAB EMIRATES	453.066	132.741	-70,70	348.043	329.248	-5,40
QATAR	32.000	37.600	17,50	44.153	73.638	66,78

https://www.bps.go.id

TABEL 6. PERKEMBANGAN EKSPOR INDONESIA MENURUT KOMODITI DAN NEGARA TUJUAN
JANUARI - MARET 2021 DAN 2022

KOMODITI / NEGARA TUJUAN	BERAT BERSIH (KG)		PERUB	NILAI FOB (US $)		PERUB
	JAN-MAR 2021	JAN-MAR 2022	%	JAN-MAR 2021	JAN-MAR 2022	%
(1)	(2)	(3)	(4)	(5)	(6)	(7)
BAHRAIN	35.200	43.200	22,73	19.762	27.004	36,64
EGYPT	6.080	153.420	2.423,36	8.888	391.094	4.300,23
LIBYAN ARAB JAMAHIRIYA	-	24.000	-	-	27.600	-
ETHIOPIA	-	126.000	-	-	123.480	-
TANZANIA, UNITED REP. OF	17.920	19.990	11,55	26.577	35.355	33,03
MADAGASCAR	10.457	-	-	33.262	-	-
KENYA	-	2.750	-	-	11.083	-
GHANA	314.500	224.500	-28,62	233.433	216.785	-7,13
CONGO	42.000	23.200	-44,76	25.200	70.958	181,58
CAMEROON	48.000	-	-	31.874	-	-
NIGERIA	1.466.804	880.005	-40,01	1.636.964	909.705	-44,43
SIERRA LEONE	75.000	-	-	106.500	-	-
COTE D'IVOIRE	187.825	84.000	-55,28	129.378	77.280	-40,27
DJIBOUTI	16.000	-	-	23.200	-	-
SOUTH AFRICA	132.631	290.548	119,06	240.056	576.110	139,99
MAURITIUS	16.000	-	-	19.200	-	-
AUSTRALIA	18.683.616	15.474.817	-17,17	19.471.545	20.411.295	4,83
NEW ZEALAND	708.930	740.550	4,46	814.626	1.294.780	58,94
NEW CALEDONIA	92.270	-	-	83.854	-	-
FIJI	146	-	-	3.361	-	-
SOLOMON ISLANDS	-	190	-	-	407	-
EAST TIMOR	1.413	86.630	6.030,22	2.653	62.020	2.237,99
UNITED STATES	3.630.970	5.418.033	49,22	2.490.948	7.894.498	216,93
CANADA	50	71.340	142.580,00	386	286.174	74.094,07
MEXICO	17.023	509.450	2.892,71	31.742	669.986	2.010,70
GUATEMALA	125.000	-	-	212.000	-	-
HONDURAS	1	-	-	1	-	-
PANAMA	-	25.000	-	-	21.875	-
CHILE	6.000	4.050	-32,50	3.772	2.688	-28,74
ARGENTINA	-	600	-	-	1.566	-
BRAZIL	435	11.200	2.474,71	1.095	30.243	2.663,04
COLOMBIA	297.600	20	-99,99	353.243	328	-99,91
PARAGUAY	-	13.500	-	-	58.050	-
ECUADOR	435.000	-	-	290.755	-	-
PERU	74.250	-	-	85.083	-	-
EL SALVADOR	-	86.000	-	-	273.196	-
FRENCH POLYNESIA	40	-	-	123	-	-
UNITED KINGDOM	898.080	1.376.633	53,29	656.322	1.354.984	106,45
NETHERLANDS	237.014	317.250	33,85	158.840	311.206	95,92
FRANCE	574.117	238.515	-58,46	524.868	319.749	-39,08
GERMANY, FED. REP. OF	1.222.779	648.145	-46,99	1.102.187	755.787	-31,43
AUSTRIA	500	-	-	1.500	-	-
BELGIUM	629.692	3.322.976	427,71	560.703	3.907.242	596,85
SWITZERLAND	-	500.200	-	-	469.027	-
DENMARK	308.000	480.000	55,84	250.756	508.396	102,75
SWEDEN	15.000	-	-	25.200	-	-
FINLAND	175	135	-22,86	875	392	-55,26
IRELAND	3.276.518	7.697.102	134,92	2.077.703	7.771.403	274,04
ITALY	18.983.476	8.193.809	-56,84	13.582.983	9.717.151	-28,46
SPAIN	1.432.972	1.457.840	1,74	773.015	1.538.206	98,99
PORTUGAL	172.480	619.300	259,06	136.292	686.675	403,83
GREECE	1.000	-	-	2.390	-	-
POLAND	3	649.000	21.633.233,33	47	789.703	1.674.063,22
ROMANIA	542.100	116.675	-78,48	308.242	84.006	-72,75
UKRAINE	300	700	133,33	800	2.800	250,00
CROATIA	1.610.000	-	-	935.653	-	-
SLOVENIA	-	125.300	-	-	212.233	-
RUSSIA FEDERATION	-	48.000	-	-	62.400	-
PUPUK	**963.338.416**	**720.812.867**	**-25,18**	**293.654.133**	**540.101.015**	**83,92**
JAPAN	60.695.021	78.917.195	30,02	19.001.362	62.264.608	227,68
HONG KONG	-	600	-	-	671	-
KOREA, REPUBLIC OF	144.343.449	122.988.580	-14,79	43.516.455	102.249.709	134,97
TAIWAN	110.636.935	59.736.730	-46,01	33.542.492	48.972.374	46,00
CHINA	120.512.886	33.365.201	-72,31	34.380.671	28.814.331	-16,19
PAPUA NEW GUINEA	4.400.000	7.161.000	62,75	2.021.030	5.256.577	160,09
THAILAND	29.176.169	19.966.572	-31,57	9.223.603	13.596.667	47,41
SINGAPORE	5.414.558	13.109.163	142,11	1.748.786	10.820.195	518,73
PHILIPPINES	77.018.271	31.228.863	-59,45	22.239.797	19.468.602	-12,46
MALAYSIA	23.621.879	2.020.371	-91,45	7.536.386	1.721.769	-77,15
BRUNEI DARUSSALAM	20.035	60	-99,70	10.639	389	-96,35
VIET NAM	29.919.420	39.322.260	31,43	10.515.056	28.081.544	167,06
MALDIVES	-	5.000	-	-	400	-
INDIA	120.569.694	183.044.302	51,82	36.827.809	113.804.373	209,02
PAKISTAN	240.000	-	-	95.076	-	-
SRI LANKA	32.530.931	-	-	11.175.608	-	-
SAUDI ARABIA	-	120.000	-	-	83.155	-
KUWAIT	10.000	13.500	35,00	3.915	13.677	249,35
UNITED ARAB EMIRATES	44	-	-	206	-	-
QATAR	-	48.000	-	-	27.056	-
MOROCCO	192.000	-	-	75.233	-	-
TUNISIA	-	27.493.353	-	-	23.644.284	-
MADAGASCAR	-	3.500.000	-	-	2.863.770	-
TOGO	-	10.000	-	-	30.500	-
CAMEROON	-	26.250	-	-	108.330	-

https://www.bps.go.id

TABEL 6. PERKEMBANGAN EKSPOR INDONESIA MENURUT KOMODITI DAN NEGARA TUJUAN
JANUARI - MARET 2021 DAN 2022

KOMODITI / NEGARA TUJUAN	BERAT BERSIH (KG)		PERUB	NILAI FOB (US $)		PERUB
	JAN-MAR 2021	JAN-MAR 2022	%	JAN-MAR 2021	JAN-MAR 2022	%
(1)	(2)	(3)	(4)	(5)	(6)	(7)
NIGERIA	65	-	-	213	-	-
SIERRA LEONE	13.652	-	-	33.182	-	-
COTE D'IVOIRE	-	12.720	-	-	39.792	-
SENEGAL	108.000	-	-	41.239	-	-
UGANDA	-	26	-	-	200	-
SOUTH AFRICA	408.000	21.771.023	5.236,04	155.039	17.495.054	11.184,31
AUSTRALIA	13.121.009	18.193.600	38,66	3.519.281	11.163.912	217,22
NEW ZEALAND	4.981.400	4.385.000	-11,97	1.023.443	1.042.015	1,81
SOLOMON ISLANDS	28.000	37.000	32,14	14.000	14.257	1,84
EAST TIMOR	107.000	95.075	-11,14	43.213	33.295	-22,95
UNITED STATES	616.905	559.824	-9,25	276.836	243.859	-11,91
CANADA	-	3.449.425	-	-	774.653	-
MEXICO	87.937.276	-	-	26.955.520	-	-
NICARAGUA	16.500.000	-	-	5.855.850	-	-
COLOMBIA	42.099.129	-	-	10.819.476	-	-
ECUADOR	22.000.736	-	-	8.006.070	-	-
PERU	7.400.000	27.000	-99,64	1.901.800	27.000	-98,58
EL SALVADOR	8.640.512	-	-	3.066.518	-	-
NETHERLANDS	20.000	24.786.432	123.832,16	7.750	23.810.242	307.128,93
FRANCE	36.000	66.300	84,17	6.192	16.950	173,74
BELGIUM	-	25.276.442	-	-	23.594.764	-
SPAIN	19.440	76.000	290,95	14.388	22.040	53,18
KIMIA DASAR ORGANIK YANG BERSUMBER DARI MINYAK	**1.314.016.553**	**404.398.447**	**-69,22**	**768.015.571**	**413.003.850**	**-46,22**
JAPAN	1.639.256	2.185.163	33,30	2.445.714	4.852.147	98,39
HONG KONG	-	50	-	-	1.683	-
KOREA, REPUBLIC OF	8.559.700	4.192.782	-51,02	6.082.605	7.406.263	21,76
TAIWAN	391.361	2.423.170	519,16	584.099	3.266.444	459,23
CHINA	1.075.151.109	144.196.273	-86,59	598.558.608	159.374.627	-73,37
THAILAND	85.581.962	92.819.241	8,46	44.086.120	73.136.282	65,89
SINGAPORE	47.992.318	54.324.304	13,19	24.582.797	44.661.967	81,68
PHILIPPINES	6.151.621	3.458.068	-43,79	3.502.281	3.224.051	-7,94
MALAYSIA	18.912.397	45.003.712	137,96	13.095.367	45.326.041	246,12
MYANMAR	1.600	-	-	3.531	-	-
VIET NAM	27.297.027	16.574.447	-39,28	27.912.319	18.817.378	-32,58
INDIA	34.727.832	26.040.886	-25,01	35.824.111	31.838.083	-11,13
PAKISTAN	259.200	3.002.164	1.058,24	293.942	3.235.912	1.000,87
BANGLADESH	-	490.040	-	-	805.107	-
SRI LANKA	-	38.620	-	-	69.843	-
ISRAEL	600	55.000	9.066,67	805	136.365	16.848,98
TURKEY	171.365	69.180	-59,63	231.095	171.606	-25,74
UNITED ARAB EMIRATES	94.200	76.100	-19,21	49.857	157.029	214,96
QATAR	-	882	-	-	3.588	-
EGYPT	24.600	6.600	-73,17	32.431	13.060	-59,73
TANZANIA, UNITED REP. OF	-	16.800	-	-	32.340	-
KENYA	33.600	169.200	403,57	42.420	309.360	629,28
COTE D'IVOIRE	62.000	46.800	-24,52	72.168	140.046	94,06
SOUTH AFRICA	177.950	471.600	165,02	143.973	941.320	553,82
DEMOCRATIC REP. OF THE CONGO	-	31.000	-	-	79.856	-
AUSTRALIA	1.069.860	4.075.915	280,98	919.062	1.590.131	73,02
NEW ZEALAND	297.060	600	-99,80	196.050	1.043	-99,47
EAST TIMOR	320	75	-76,56	1.343	125	-90,69
UNITED STATES	1.761.017	1.731.497	-1,68	3.022.228	4.809.373	59,13
CANADA	86.756	68.432	-21,12	130.083	146.256	12,43
MEXICO	180.245	57.700	-67,99	395.930	235.687	-40,47
ARGENTINA	32.790	36.140	10,22	40.925	78.673	92,24
BRAZIL	38.750	135.460	249,57	81.749	380.269	365,17
COLOMBIA	136.000	72.000	-47,06	159.357	207.731	30,36
ECUADOR	15.000	74.400	396,00	16.507	176.487	969,14
PERU	-	7.200	-	-	20.062	-
DOMINICAN REPUBLIC	22.800	19.200	-15,79	31.426	61.384	95,33
COSTA RICA	-	33.600	-	-	67.148	-
UNITED KINGDOM	137.855	166.695	20,92	186.681	481.589	157,97
NETHERLANDS	828.883	890.750	7,46	1.283.334	1.900.851	48,12
FRANCE	144.970	118.440	-18,30	278.538	462.949	66,21
GERMANY, FED. REP. OF	1.517.964	939.595	-38,10	2.863.682	3.568.914	24,63
AUSTRIA	29.400	-	-	35.280	-	-
BELGIUM	540	402	-25,56	3.672	3.279	-10,71
SWITZERLAND	16.505	914	-94,46	52.107	14.163	-72,82
DENMARK	2.800	-	-	4.287	-	-
FINLAND	2.400	-	-	4.269	-	-
ITALY	96.250	53.990	-43,91	160.965	105.239	-34,62
SPAIN	361.330	217.760	-39,73	592.411	676.600	14,21
GREECE	-	5.400	-	-	15.397	-
POLAND	-	200	-	-	100	-
BULGARIA	7.360	-	-	11.445	-	-
KIMIA DASAR ORGANIK LAINNYA	**255.308.527**	**275.017.419**	**7,72**	**241.904.462**	**448.022.917**	**85,21**
JAPAN	18.703.667	18.878.425	0,93	18.259.548	31.436.417	72,16
HONG KONG	436.201	150.407	-65,52	227.290	354.171	55,82
KOREA, REPUBLIC OF	10.353.865	10.590.481	2,29	11.121.778	18.613.236	67,36
TAIWAN	3.394.597	3.358.228	-1,07	2.452.712	4.505.279	83,69
CHINA	74.760.510	70.669.518	-5,47	61.759.776	120.590.307	95,26
PAPUA NEW GUINEA	28.693	1.296	-95,48	20.258	7.523	-62,86

https://www.bps.go.id

TABEL 6. PERKEMBANGAN EKSPOR INDONESIA MENURUT KOMODITI DAN NEGARA TUJUAN
JANUARI - MARET 2021 DAN 2022

KOMODITI / NEGARA TUJUAN	BERAT BERSIH (KG)		PERUB	NILAI FOB (US $)		PERUB
	JAN-MAR 2021	JAN-MAR 2022	%	JAN-MAR 2021	JAN-MAR 2022	%
(1)	(2)	(3)	(4)	(5)	(6)	(7)
THAILAND	25.495.521	21.525.279	-15,57	16.451.455	22.749.117	38,28
SINGAPORE	16.274.302	6.190.867	-61,96	15.004.123	9.594.308	-36,06
PHILIPPINES	9.732.973	10.817.751	11,15	6.840.922	13.767.045	101,25
MALAYSIA	17.924.856	25.859.834	44,27	13.447.776	23.277.704	73,10
MYANMAR	780.880	950.280	21,69	937.134	1.470.730	56,94
CAMBODIA	1.206	-	-	4.954	-	-
BRUNEI DARUSSALAM	15.151	154	-98,98	4.557	129	-97,17
NEPAL	40.855	307	-99,25	29.750	1.982	-93,34
VIET NAM	8.379.400	6.570.961	-21,58	11.322.636	15.959.702	40,95
MALDIVES	212	574	171,08	1.411	3.893	175,94
INDIA	10.896.807	13.215.784	21,28	8.033.142	21.405.830	166,47
PAKISTAN	943.165	942.285	-0,09	1.634.401	2.185.143	33,70
BANGLADESH	4.273.302	3.197.667	-25,17	2.042.547	3.848.560	88,42
SRI LANKA	652.039	514.376	-21,11	430.598	860.174	99,76
IRAQ	240.000	280.000	16,67	144.615	400.062	176,64
IRAN (ISLAMIC REPUBLIC OF)	600	620.500	103.316,67	18.577	969.096	5.116,64
SAUDI ARABIA	2.123.467	682.520	-67,86	980.590	968.652	-1,22
ISRAEL	724.750	628.750	-13,25	462.274	1.017.635	120,14
KUWAIT	-	20.000	-	-	35.020	-
JORDAN	1.579.870	444.000	-71,90	1.004.597	732.788	-27,06
LEBANON	-	380.000	-	-	591.492	-
YEMEN	180.000	161.200	-10,44	105.070	276.648	163,30
SYRIA ARAB REPUBLIC	11.200	-	-	19.238	-	-
TURKEY	90.450	273.280	202,13	202.141	537.560	165,93
UNITED ARAB EMIRATES	2.581.840	2.106.640	-18,41	1.784.737	3.457.254	93,71
QATAR	2.000	2.012	0,60	1.676	6.358	279,37
BAHRAIN	40.000	20.000	-50,00	35.440	37.400	5,53
EGYPT	648.125	1.053.350	62,52	775.929	1.952.814	151,67
MOROCCO	34.800	111.400	220,11	33.122	156.876	373,63
SUDAN	260.000	840.000	223,08	171.500	1.227.978	616,02
ETHIOPIA	296.000	-	-	197.860	-	-
TANZANIA, UNITED REP. OF	1.000.000	260.000	-74,00	622.331	423.420	-31,96
KENYA	498.200	268.010	-46,20	357.750	471.094	31,68
REUNION	15	-	-	506	-	-
MOZAMBIQUE	1.020.000	400.000	-60,78	704.670	661.000	-6,20
GHANA	40.000	-	-	29.300	-	-
ANGOLA	80.000	-	-	56.880	-	-
NIGERIA	294.400	563.042	91,25	408.200	1.608.697	294,10
COTE D'IVOIRE	120.000	15.000	-87,50	82.200	41.550	-49,45
SENEGAL	200.010	60.000	-70,00	127.415	112.500	-11,71
DJIBOUTI	960.000	245.000	-74,48	663.900	421.505	-36,51
SOUTH AFRICA	414.085	491.790	18,77	802.937	1.702.977	112,09
MALAWI	60.000	220.000	266,67	45.100	320.910	611,55
MAURITIUS	23.000	-	-	21.580	-	-
AUSTRALIA	2.649.446	2.148.125	-18,92	1.930.660	2.494.796	29,22
NEW ZEALAND	601.020	435.900	-27,47	353.240	735.532	108,22
EAST TIMOR	38.006	10.500	-72,37	51.183	8.821	-82,77
UNITED STATES	10.516.551	49.992.689	375,37	20.775.442	84.704.690	307,72
CANADA	673.452	519.430	-22,87	956.652	1.229.515	28,52
MEXICO	337.772	366.761	8,58	1.322.219	1.840.229	39,18
GUATEMALA	-	16.200	-	-	82.784	-
CHILE	102.000	172.000	68,63	448.793	1.106.575	146,57
ARGENTINA	160.725	170.300	5,96	262.458	211.999	-19,23
BRAZIL	1.858.975	773.679	-58,38	6.726.958	4.052.848	-39,75
COLOMBIA	159.700	241.075	50,96	520.522	589.015	13,16
URUGUAY	857	286	-66,67	321.244	107.081	-66,67
ECUADOR	25.000	18.000	-28,00	86.736	88.755	2,33
PERU	24.800	30.000	20,97	72.042	153.425	112,97
COSTA RICA	13.000	10.000	-23,08	141.824	37.442	-73,60
HAITI	8.000	-	-	34.532	-	-
UNITED KINGDOM	223.140	155.475	-30,32	905.864	948.682	4,73
NETHERLANDS	15.172.029	9.634.149	-36,50	11.308.203	17.154.118	51,70
FRANCE	88.927	188.390	111,85	1.470.885	463.569	-68,48
GERMANY, FED. REP. OF	1.021.960	1.239.704	21,31	4.865.289	5.655.050	16,23
BELGIUM	296.955	74.530	-74,90	280.570	1.565.938	458,13
SWITZERLAND	18.840	26.903	42,80	350.628	589.995	68,27
DENMARK	175.000	160.115	-8,51	708.354	892.035	25,93
NORWAY	20.000	60.000	200,00	109.380	490.397	348,34
SWEDEN	-	10	-	-	874	-
FINLAND	12.000	-	-	25.769	-	-
IRELAND	-	48.000	-	-	128.632	-
ITALY	155.050	113.800	-26,60	219.521	1.257.125	472,67
SPAIN	2.703.257	3.968.929	46,82	4.302.882	9.181.023	113,37
PORTUGAL	28.800	-	-	119.636	-	-
GREECE	20.000	-	-	12.160	-	-
HUNGARY	2	-	-	6.526	-	-
POLAND	139.000	163.800	17,84	451.327	915.270	102,80
UKRAINE	42.000	147.000	250,00	195.909	352.783	80,08
LITHUANIA	-	48.600	-	-	278.353	-
CZECH REPUBLIC	-	2	-	-	2	-
RUSSIA FEDERATION	1.411.250	502.100	-64,42	2.680.151	1.943.024	-27,50
BARANG KIMIA LAINNYA	**183.591.025**	**211.926.195**	**15,43**	**209.136.747**	**357.559.141**	**70,97**
JAPAN	9.436.581	9.188.489	-2,63	48.061.427	64.474.613	34,15
HONG KONG	794.001	552.545	-30,41	204.654	341.644	66,94

https://www.bps.go.id

TABEL 6. PERKEMBANGAN EKSPOR INDONESIA MENURUT KOMODITI DAN NEGARA TUJUAN
JANUARI - MARET 2021 DAN 2022

KOMODITI / NEGARA TUJUAN	BERAT BERSIH (KG)		PERUB	NILAI FOB (US $)		PERUB
	JAN-MAR 2021	JAN-MAR 2022	%	JAN-MAR 2021	JAN-MAR 2022	%
(1)	(2)	(3)	(4)	(5)	(6)	(7)
KOREA, REPUBLIC OF	13.070.767	12.965.984	-0,80	8.694.368	10.708.037	23,16
TAIWAN	5.688.099	4.475.632	-21,32	6.137.452	4.879.697	-20,49
CHINA	16.812.087	22.193.012	32,01	20.506.085	30.194.042	47,24
MONGOLIA	-	6	-	-	23	-
PAPUA NEW GUINEA	44.000	32.531	-26,06	96.800	49.390	-48,98
THAILAND	4.128.551	6.715.723	62,67	3.888.350	7.160.009	84,14
SINGAPORE	6.943.464	4.837.917	-30,32	6.785.761	5.328.926	-21,47
PHILIPPINES	18.805.841	16.023.071	-14,80	19.848.416	27.014.700	36,11
MALAYSIA	17.820.292	26.019.126	46,01	7.607.390	18.113.445	138,10
MYANMAR	525.260	332.262	-36,74	288.338	219.020	-24,04
CAMBODIA	13.660	-	-	44.116	-	-
BRUNEI DARUSSALAM	3.809	80.970	2.025,52	4.163	106.277	2.452,82
VIET NAM	7.663.560	5.098.441	-33,47	10.046.815	8.425.824	-16,13
MALDIVES	14.118	4.377	-69,00	27.935	4.798	-82,82
INDIA	3.628.942	4.050.543	11,62	7.781.733	19.244.406	147,30
PAKISTAN	2.977.821	1.744.660	-41,41	1.957.927	1.863.000	-4,85
BANGLADESH	4.880.870	5.414.025	10,92	4.731.071	5.524.223	16,76
SRI LANKA	239.798	209.465	-12,65	457.263	369.791	-19,13
IRAQ	1.710.103	4.813.010	181,45	844.771	2.596.438	207,35
IRAN (ISLAMIC REPUBLIC OF)	150.000	257.100	71,40	172.100	104.810	-39,10
SAUDI ARABIA	18.000.843	9.620.954	-46,55	7.995.962	5.557.341	-30,50
ISRAEL	265.780	251.275	-5,46	197.025	232.522	18,02
KUWAIT	898.040	458.400	-48,96	580.466	370.304	-36,21
JORDAN	1.387.910	2.740.850	97,48	791.413	2.346.355	196,48
LEBANON	720.529	1.816.790	152,15	498.046	1.675.463	236,41
YEMEN	-	40.160	-	-	5.220	-
OMAN	1.049.192	472.839	-54,93	300.781	169.523	-43,64
TURKEY	547.283	1.762.892	222,12	518.799	1.286.907	148,05
UNITED ARAB EMIRATES	1.584.541	2.530.846	59,72	1.276.631	1.658.647	29,92
QATAR	2.271.916	1.624.118	-28,51	354.322	461.672	30,30
BAHRAIN	441.616	526.088	19,13	229.115	154.348	-32,63
CYPRUS	11.000	-	-	3.976	-	-
EGYPT	418.880	548.600	30,97	299.454	398.024	32,92
LIBYAN ARAB JAMAHIRIYA	44.146	3.609	-91,82	29.870	6.546	-78,09
TUNISIA	-	43.200	-	-	28.512	-
TANZANIA, UNITED REP. OF	60.000	-	-	106.500	-	-
KENYA	63.200	43.600	-31,01	59.557	34.363	-42,30
GHANA	31.058	253.203	715,27	46.076	168.793	266,33
GUINEA	24.000	66.000	175,00	9.120	131.340	1.340,13
NIGERIA	307.200	2.357.510	667,42	153.805	2.990.863	1.844,58
GABON	-	54	-	-	1.251	-
COTE D'IVOIRE	151.200	157.800	4,37	85.643	172.932	101,92
SENEGAL	19	-	-	713	-	-
MALI	60	-	-	3.750	-	-
BURKINA FASO	-	268	-	-	422	-
GAMBIA	370	-	-	1.373	-	-
DJIBOUTI	-	70.700	-	-	187.802	-
SOUTH AFRICA	890.990	1.525.065	71,17	818.405	1.267.683	54,90
AUSTRALIA	6.407.960	7.570.967	18,15	5.873.751	8.301.066	41,32
NEW ZEALAND	458.296	936.281	104,30	352.273	638.510	81,25
VANUATU	834	-	-	966	-	-
FIJI	-	700	-	-	2.125	-
KIRIBATI	596	-	-	690	-	-
EAST TIMOR	89.361	36.226	-59,46	127.688	109.770	-14,03
UNITED STATES	5.696.434	4.845.169	-14,94	14.674.034	45.255.427	208,40
CANADA	128.000	119.433	-6,69	133.054	464.387	249,02
MEXICO	75.540	113.275	49,95	81.953	157.843	92,60
GUATEMALA	64.800	432.000	566,67	39.159	323.108	725,12
HONDURAS	-	990	-	-	3.090	-
PANAMA	21.590	26.172	21,22	11.295	15.292	35,38
CHILE	64.800	205	-99,68	36.612	525	-98,57
ARGENTINA	31.709	172.800	444,96	31.432	109.408	248,08
BRAZIL	868.110	783.823	-9,71	611.113	778.595	27,41
COLOMBIA	54.319	68.150	25,46	46.233	172.832	273,83
URUGUAY	348.000	47.380	-86,39	467.160	33.684	-92,79
PARAGUAY	64.800	-	-	38.120	-	-
ECUADOR	15.000	237.600	1.484,00	25.340	170.701	573,64
PERU	155.480	324.960	109,00	91.391	225.288	146,51
GUYANA	2	-	-	3.210	-	-
DOMINICAN REPUBLIC	21.600	129.600	500,00	13.952	93.395	569,39
EL SALVADOR	1.320	6.000	354,55	3.368	17.219	411,30
UNITED KINGDOM	458.467	606.942	32,39	1.879.974	1.293.284	-31,21
NETHERLANDS	13.305.051	32.122.373	141,43	12.586.382	62.953.562	400,17
FRANCE	427.949	91.467	-78,63	410.255	75.263	-81,65
GERMANY, FED. REP. OF	1.217.227	1.413.521	16,13	1.802.183	3.339.313	85,29
AUSTRIA	376	622	65,43	87.968	147.603	67,79
BELGIUM	3.043.050	4.871.303	60,08	918.620	2.386.839	159,83
DENMARK	3.571.781	2.223.600	-37,75	1.965.293	1.140.396	-41,97
NORWAY	25	55.661	219.902,13	1	36.760	3.675.948,00
SWEDEN	56.500	120.797	113,80	64.490	58.520	-9,26
FINLAND	350	256	-26,86	1.750	221	-87,38
IRELAND	2	-	-	94	-	-
ITALY	495.919	745.110	50,25	2.346.389	1.118.540	-52,33
SPAIN	232.450	656.549	182,45	475.452	1.011.156	112,67
PORTUGAL	-	14.600	-	-	51.830	-

https://www.bps.go.id

TABEL 6. PERKEMBANGAN EKSPOR INDONESIA MENURUT KOMODITI DAN NEGARA TUJUAN
JANUARI - MARET 2021 DAN 2022

KOMODITI / NEGARA TUJUAN	BERAT BERSIH (KG)		PERUB	NILAI FOB (US $)		PERUB
	JAN-MAR 2021	JAN-MAR 2022	%	JAN-MAR 2021	JAN-MAR 2022	%
(1)	(2)	(3)	(4)	(5)	(6)	(7)
GREECE	963.988	364.740	-62,16	548.540	275.204	-49,83
POLAND	0	114.400	57.199.900,00	0	172.386	47.884.828,33
ROMANIA	39.420	-	-	43.227	-	-
BULGARIA	-	20.350	-	-	15.263	-
UKRAINE	-	117.590	-	-	90.417	-
ESTONIA	180.004	44.016	-75,55	243.345	52.815	-78,30
CROATIA	-	18.400	-	-	11.776	-
SLOVENIA	56.500	36.770	-34,92	67.888	32.976	-51,43
RUSSIA FEDERATION	452.018	511.690	13,20	484.364	392.803	-18,90
MINYAK ATSIRI	**17.422.891**	**13.066.771**	**-25,00**	**121.598.112**	**112.019.062**	**-7,88**
JAPAN	39.239	26.352	-32,84	1.040.634	701.492	-32,59
HONG KONG	2.403	8.153	239,32	64.368	640.875	895,64
KOREA, REPUBLIC OF	755.878	1.268.312	67,79	2.071.451	1.142.786	-44,83
TAIWAN	92.956	26.560	-71,43	211.453	324.450	53,44
CHINA	213.787	235.798	10,30	6.875.352	5.007.188	-27,17
PAPUA NEW GUINEA	720	1.544	114,44	1.230	20.125	1.536,15
THAILAND	1.354.172	1.629.154	20,31	14.230.542	17.353.008	21,94
SINGAPORE	318.241	496.070	55,88	8.392.137	7.544.239	-10,10
PHILIPPINES	410.000	649.853	58,50	5.596.089	7.622.017	36,20
MALAYSIA	8.424.650	5.473.090	-35,03	7.946.632	9.421.205	18,56
MYANMAR	89.380	110.175	23,27	764.936	800.716	4,68
CAMBODIA	5.529	1.715	-68,98	31.774	27.627	-13,05
BRUNEI DARUSSALAM	703	5.025	614,84	8.123	28.095	245,88
NEPAL	525	1.524	190,29	11.498	16.225	41,11
VIET NAM	725.826	746.325	2,82	8.848.338	9.026.443	2,01
MALDIVES	121	195	61,06	8.378	6.111	-27,06
INDIA	487.112	536.815	10,20	14.350.851	12.811.286	-10,73
PAKISTAN	226.590	179.649	-20,72	2.323.892	2.278.788	-1,94
BANGLADESH	31.425	42.965	36,72	266.725	451.005	69,09
SRI LANKA	46.889	27.235	-41,92	212.939	108.310	-49,14
IRAN (ISLAMIC REPUBLIC OF)	8.850	20.771	134,70	75.064	64.284	-14,36
SAUDI ARABIA	880	12.488	1.319,09	32.133	130.029	304,66
ISRAEL	2.520	-	-	33.390	-	-
TURKEY	8.340	7.735	-7,25	433.693	443.783	2,33
UNITED ARAB EMIRATES	4.401	8.183	85,92	114.441	126.199	10,28
QATAR	35	-	-	96	-	-
BAHRAIN	-	50	-	-	15.000	-
EGYPT	9.980	1.970	-80,26	200.039	59.992	-70,01
ALGERIA	-	1.080	-	-	17.163	-
SUDAN	-	1.200	-	-	9.470	-
MADAGASCAR	-	2.480	-	-	15.140	-
KENYA	-	2.440	-	-	69.822	-
GHANA	280	780	178,57	5.264	14.664	178,57
NIGERIA	360.677	503.338	39,55	6.107.375	2.095.810	-65,68
BENIN	2.581	-	-	19.163	-	-
SOUTH AFRICA	5.120	3.225	-37,01	97.703	59.379	-39,22
AUSTRALIA	99.452	68.050	-31,58	1.577.262	1.148.051	-27,21
NEW ZEALAND	12.378	9.173	-25,89	176.562	138.846	-21,36
EAST TIMOR	1.778	6.752	279,81	27.999	54.131	93,33
UNITED STATES	329.953	332.854	0,88	11.810.265	10.889.574	-7,80
CANADA	1.780	3.400	91,01	58.176	66.750	14,74
MEXICO	215.825	69.031	-68,02	3.254.003	967.698	-70,26
CHILE	14.515	-	-	191.924	-	-
ARGENTINA	3.050	1.364	-55,28	146.144	63.158	-56,78
BRAZIL	21.963	5.291	-75,91	1.015.723	242.056	-76,17
COLOMBIA	2.855	180	-93,70	132.940	1.404	-98,94
PARAGUAY	-	1.800	-	-	24.698	-
DOMINICAN REPUBLIC	54.976	-	-	744.014	-	-
ARUBA	-	577	-	-	307	-
UNITED KINGDOM	55.970	33.180	-40,72	2.346.682	1.598.881	-31,87
NETHERLANDS	2.669.199	105.209	-96,06	6.809.213	4.312.372	-36,67
FRANCE	119.420	187.685	57,16	5.589.805	6.366.865	13,90
GERMANY, FED. REP. OF	34.464	38.839	12,69	1.620.626	2.069.360	27,69
AUSTRIA	420	743	77,00	90.300	101.112	11,97
BELGIUM	2.340	9.480	305,13	38.958	502.110	1.188,85
SWITZERLAND	17.859	31.326	75,41	947.424	1.432.473	51,20
FINLAND	42	-	-	7.056	-	-
IRELAND	5.159	8.000	55,07	117.454	159.082	35,44
ITALY	2.236	4.621	106,64	70.078	155.570	122,00
SPAIN	124.147	115.780	-6,74	4.380.597	3.223.428	-26,42
PORTUGAL	75	75	0,00	3.068	3.068	0,00
HUNGARY	200	1.030	415,00	4.100	32.037	681,40
POLAND	-	52	-	-	8.031	-
KYRGYZSTAN	-	7	-	-	376	-
SLOVENIA	180	-	-	5.093	-	-
CZECH REPUBLIC	1.336	-	-	19.769	-	-
RUSSIA FEDERATION	1.510	25	-98,34	37.175	4.893	-86,84
KIMIA DASAR ORGANIK YANG MENGHASILKAN BAHAN KIMIA	**45.871.670**	**45.394.726**	**-1,04**	**80.474.543**	**93.884.109**	**16,66**
JAPAN	9.817.812	9.446.354	-3,78	14.798.866	17.876.635	20,80
HONG KONG	489.402	469.533	-4,06	627.591	756.659	20,57
KOREA, REPUBLIC OF	8.893.240	10.349.210	16,37	12.343.764	17.644.035	42,94
TAIWAN	1.191.862	1.026.356	-13,89	1.748.776	2.219.904	26,94

https://www.bps.go.id

TABEL 6. PERKEMBANGAN EKSPOR INDONESIA MENURUT KOMODITI DAN NEGARA TUJUAN
JANUARI - MARET 2021 DAN 2022

KOMODITI / NEGARA TUJUAN	BERAT BERSIH (KG)		PERUB	NILAI FOB (US $)		PERUB
	JAN-MAR 2021	JAN-MAR 2022	%	JAN-MAR 2021	JAN-MAR 2022	%
(1)	(2)	(3)	(4)	(5)	(6)	(7)
CHINA	959.790	685.901	-28,54	1.434.307	1.344.129	-6,29
PAPUA NEW GUINEA	30.078	27.882	-7,30	49.199	68.311	38,85
THAILAND	1.142.740	729.591	-36,15	1.831.569	1.629.697	-11,02
SINGAPORE	832.252	877.506	5,44	1.015.509	1.512.968	48,99
PHILIPPINES	1.022.250	2.837.439	177,57	1.403.414	4.809.592	242,71
MALAYSIA	4.216.830	5.042.424	19,58	5.604.882	8.980.542	60,23
MYANMAR	11.500	16.600	44,35	27.050	100.895	272,99
CAMBODIA	-	200	-	-	770	-
BRUNEI DARUSSALAM	684	1.680	145,61	1.860	3.879	108,51
NEPAL	6.800	-	-	33.550	-	-
VIET NAM	1.120.800	370.652	-66,93	1.499.915	705.842	-52,94
INDIA	5.761.232	4.618.356	-19,84	14.513.842	12.789.046	-11,88
PAKISTAN	549.850	189.900	-65,46	653.726	399.977	-38,82
BANGLADESH	91.331	92.184	0,93	133.967	169.255	26,34
SRI LANKA	1.890	24.800	1.212,17	4.649	61.858	1.230,46
SAUDI ARABIA	982.940	1.223.380	24,46	1.217.578	2.093.413	71,93
ISRAEL	316.000	330.400	4,56	1.016.100	1.142.362	12,43
JORDAN	16.000	-	-	8.029	-	-
TURKEY	348.200	243.900	-29,95	448.864	829.729	84,85
UNITED ARAB EMIRATES	157.695	194.092	23,08	220.420	286.569	30,01
TUNISIA	13.500	-	-	34.475	-	-
ETHIOPIA	17.095	-	-	14.244	-	-
MADAGASCAR	28.800	86.400	200,00	58.205	188.442	223,76
GHANA	54.369	54.369	0,00	94.835	96.906	2,18
NIGERIA	506.400	266.100	-47,45	934.630	654.736	-29,95
SENEGAL	-	21.000	-	-	38.863	-
SOUTH AFRICA	204.000	95.502	-53,19	299.008	257.292	-13,95
AUSTRALIA	465.153	701.048	50,71	742.804	1.241.675	67,16
NEW ZEALAND	233.724	146.200	-37,45	318.369	250.548	-21,30
GUAM	15.617	15.617	0,00	19.443	27.642	42,17
AMERICAN SAMOA	1.320	-	-	3.340	-	-
EAST TIMOR	343	5.482	1.497,78	1.048	14.537	1.287,09
UNITED STATES	1.975.657	1.699.020	-14,00	6.977.752	5.898.519	-15,47
CANADA	54.000	162.000	200,00	82.370	453.242	450,25
MEXICO	11.400	-	-	12.414	-	-
ARGENTINA	-	200	-	-	460	-
BRAZIL	233.800	328.802	40,63	644.574	1.165.618	80,84
ARUBA	-	17.550	-	-	37.480	-
UNITED KINGDOM	126.000	42.000	-66,67	150.037	73.364	-51,10
NETHERLANDS	1.341.600	890.101	-33,65	1.996.000	1.922.102	-3,70
FRANCE	110.900	21.600	-80,52	281.499	80.352	-71,46
GERMANY, FED. REP. OF	572.240	473.861	-17,19	1.855.307	1.686.158	-9,12
BELGIUM	21.600	-	-	65.880	-	-
NORWAY	18.000	36.000	100,00	21.420	63.914	198,39
FINLAND	41.500	55.500	33,73	118.155	182.250	54,25
ITALY	162.000	207.800	28,27	457.877	647.875	41,50
SPAIN	1.038.325	1.057.200	1,82	2.998.018	2.867.520	-4,35
PORTUGAL	21.600	21.600	0,00	65.880	68.040	3,28
GREECE	63.000	21.000	-66,67	78.593	28.619	-63,59
HUNGARY	129.600	-	-	395.280	-	-
POLAND	84.000	-	-	102.674	-	-
ROMANIA	23.000	-	-	67.315	-	-
BULGARIA	18.750	-	-	32.438	-	-
UKRAINE	42.000	-	-	53.154	-	-
SLOVENIA	24.000	24.000	0,00	73.200	75.600	3,28
RUSSIA FEDERATION	257.200	146.435	-43,07	786.880	436.290	-44,55
PEMBERANTAS HAMA (FORMULASI)	**18.399.592**	**17.753.337**	**-3,51**	**90.340.761**	**119.310.035**	**32,07**
JAPAN	704.932	536.562	-23,88	2.810.336	3.512.506	24,99
HONG KONG	2.845	37.376	1.213,88	36.616	139.965	282,25
KOREA, REPUBLIC OF	323.674	467.307	44,38	1.464.583	2.097.881	43,24
TAIWAN	269.705	356.253	32,09	3.858.422	2.800.077	-27,43
CHINA	971.047	1.500.936	54,57	18.804.606	43.192.156	129,69
PAPUA NEW GUINEA	146	7.035	4.720,47	739	10.553	1.327,63
THAILAND	1.443.228	1.582.043	9,62	9.963.417	11.597.570	16,40
SINGAPORE	334.716	262.431	-21,60	1.508.706	1.910.706	26,65
PHILIPPINES	1.853.323	3.275.389	76,73	8.967.412	10.951.146	22,12
MALAYSIA	1.505.868	1.225.799	-18,60	12.223.063	7.879.055	-35,54
MYANMAR	20.545	3.579	-82,58	37.058	28.947	-21,89
CAMBODIA	2.215	95.676	4.220,08	8.139	3.190.120	39.094,37
BRUNEI DARUSSALAM	3.066	3.230	5,36	11.150	14.300	28,25
VIET NAM	513.712	413.562	-19,50	6.246.481	5.627.018	-9,92
MALDIVES	50.435	23.421	-53,56	214.830	106.483	-50,43
INDIA	30	800	2.611,86	95	7.383	7.671,73
PAKISTAN	745.480	464.470	-37,70	3.209.986	1.690.200	-47,35
BANGLADESH	1.065.444	451.097	-57,66	2.930.132	3.117.374	6,39
SRI LANKA	272.733	144.568	-46,99	1.965.125	180.910	-90,79
IRAN (ISLAMIC REPUBLIC OF)	19.627	-	-	73.602	-	-
SAUDI ARABIA	10.584	6.856	-35,22	119.576	116.438	-2,62
JORDAN	6.240	-	-	134.596	-	-
YEMEN	24.468	6.624	-72,93	63.720	32.198	-49,47
TURKEY	774	595	-23,15	57.015	55.389	-2,85
UNITED ARAB EMIRATES	2.395	4.896	104,46	33.413	19.380	-42,00
QATAR	2.565	-	-	8.116	-	-
EGYPT	64	-	-	5	-	-

https://www.bpsgo.id

TABEL 6. PERKEMBANGAN EKSPOR INDONESIA MENURUT KOMODITI DAN NEGARA TUJUAN
JANUARI - MARET 2021 DAN 2022

KOMODITI / NEGARA TUJUAN	BERAT BERSIH (KG)		PERUB	NILAI FOB (US $)		PERUB
	JAN-MAR 2021	JAN-MAR 2022	%	JAN-MAR 2021	JAN-MAR 2022	%
(1)	(2)	(3)	(4)	(5)	(6)	(7)
SUDAN	-	2.862	-	-	7.111	-
ETHIOPIA	-	2.650	-	-	6.410	-
TANZANIA, UNITED REP. OF	210.999	260.175	23,31	418.880	688.003	64,25
MADAGASCAR	14.631	-	-	44.854	-	-
KENYA	7.056	2.821	-60,02	82.728	29.297	-64,59
MOZAMBIQUE	44.774	20.160	-54,97	101.360	21.600	-78,69
GHANA	79.658	52.559	-34,02	293.372	112.921	-61,51
LIBERIA	33.236	62.678	88,58	181.102	525.241	190,03
ANGOLA	13.686	19.097	39,54	39.641	60.071	51,54
CONGO	13.424	-	-	32.592	-	-
CAMEROON	1.022	-	-	4.038	-	-
NIGERIA	525.333	60.575	-88,47	999.538	201.237	-79,87
GABON	99.928	-	-	239.420	-	-
COTE D'IVOIRE	14.856	-	-	279.344	-	-
SENEGAL	133	-	-	298	-	-
MAURITANIA	805	-	-	1.371	-	-
MALI	-	424	-	-	4.676	-
BENIN	3.522	-	-	7.347	-	-
BURKINA FASO	-	922	-	-	3.104	-
GAMBIA	1	913	91.200,00	50	6.356	12.510,52
UGANDA	14.040	-	-	45.688	-	-
CHAD	-	2.120	-	-	26.658	-
SOUTH AFRICA	492.654	140.945	-71,39	618.738	202.522	-67,27
MAURITIUS	42.081	77.935	85,20	127.976	201.959	57,81
MAYOTTE	40.710	17.352	-57,38	85.648	24.136	-71,82
AUSTRALIA	511.358	2.405.929	370,50	4.562.470	11.433.246	150,59
NEW ZEALAND	125.902	436.975	247,07	221.621	1.617.138	629,69
MICRONESIA, FED. STATES OF	43	-	-	163	-	-
NEW CALEDONIA	15.563	13.809	-11,27	24.599	36.085	46,70
VANUATU	-	230	-	-	1.373	-
FIJI	192	-	-	1.664	-	-
KIRIBATI	600	-	-	667	-	-
MARSHALL ISLANDS	720	-	-	1.740	-	-
SOLOMON ISLANDS	720	-	-	2.350	-	-
EAST TIMOR	89.999	80.476	-10,58	223.365	221.058	-1,03
UNITED STATES	1.017	66.744	6.466,05	49.864	1.681.034	3.271,27
CANADA	6.216	-	-	17.197	-	-
MEXICO	3.128.579	2.008.112	-35,81	3.653.983	2.249.594	-38,43
GUATEMALA	203.519	115.080	-43,45	182.813	112.118	-38,67
HONDURAS	43.265	40.497	-6,40	40.021	45.869	14,61
NICARAGUA	80.515	92.064	14,34	71.214	92.018	29,21
PANAMA	-	33.884	-	-	45.296	-
ARGENTINA	1.329.873	490.848	-63,09	1.375.439	595.866	-56,68
BRAZIL	53.367	71.809	34,56	46.862	76.093	62,38
COLOMBIA	39.666	6.696	-83,12	158.841	102.752	-35,31
URUGUAY	-	2.900	-	-	137.075	-
ECUADOR	18.999	8.999	-52,63	9.613	8.613	-10,40
PERU	9.248	8.874	-4,04	43.164	20.839	-51,72
GUYANA	-	9.042	-	-	11.649	-
TRINIDAD AND TOBAGO	9.042	32.659	261,19	10.483	23.476	123,94
BAHAMAS	-	2.476	-	-	3.520	-
JAMAICA	33.858	91.572	170,46	47.497	172.509	263,20
DOMINICAN REPUBLIC	36.053	-	-	42.129	-	-
EL SALVADOR	80.994	-	-	78.647	-	-
COSTA RICA	102.325	-	-	102.704	-	-
HAITI	22.328	-	-	35.818	-	-
BARBADOS	1.152	2.736	137,50	4.320	10.830	150,69
ANTIGUA AND BARBUDA	7.410	-	-	18.446	-	-
DOMINICA	-	2.016	-	-	5.910	-
UNITED KINGDOM	-	15	-	-	29	-
FRANCE	19.201	9.631	-49,84	28.181	15.729	-44,19
GERMANY, FED. REP. OF	-	2	-	-	12	-
NORWAY	-	2	-	-	70	-
ITALY	290.280	18.408	-93,66	611.820	21.476	-96,49
GREECE	51.225	22.111	-56,83	103.504	75.999	-26,57
POLAND	34.152	-	-	41.505	-	-
UKRAINE	59.979	23.991	-60,00	60.266	27.614	-54,18
RUSSIA FEDERATION	189.828	60.058	-68,36	112.868	66.091	-41,44
KIMIA DASAR ORGANIK UNTUK BAHAN BAKU ZAT WARNA	**8.228.606**	**10.130.413**	**23,11**	**45.268.044**	**55.545.433**	**22,70**
JAPAN	280.761	210.040	-25,19	1.685.429	1.947.232	15,53
HONG KONG	54.850	2.888	-94,73	622.293	17.090	-97,25
KOREA, REPUBLIC OF	334.055	171.415	-48,69	1.001.656	1.452.772	45,04
TAIWAN	233.200	200.950	-13,83	2.042.380	1.894.003	-7,26
CHINA	571.044	714.142	25,06	3.876.693	5.486.338	41,52
PAPUA NEW GUINEA	684	-	-	1.067	-	-
THAILAND	364.124	680.330	86,84	1.821.246	2.042.572	12,15
SINGAPORE	1.522.428	2.181.302	43,28	7.480.714	10.644.138	42,29
PHILIPPINES	224.876	100.599	-55,26	897.757	566.723	-36,87
MALAYSIA	125.710	279.871	122,63	518.038	888.409	71,49
MYANMAR	20	-	-	1.133	-	-
VIET NAM	310.321	272.644	-12,14	2.870.162	2.103.256	-26,72
MALDIVES	-	21	-	-	117	-
INDIA	44.006	38.497	-12,52	672.757	409.124	-39,19

https://www.bps.go.id

TABEL 6. PERKEMBANGAN EKSPOR INDONESIA MENURUT KOMODITI DAN NEGARA TUJUAN
JANUARI - MARET 2021 DAN 2022

KOMODITI / NEGARA TUJUAN	BERAT BERSIH (KG)		PERUB	NILAI FOB (US $)		PERUB
	JAN-MAR 2021	JAN-MAR 2022	%	JAN-MAR 2021	JAN-MAR 2022	%
(1)	(2)	(3)	(4)	(5)	(6)	(7)
PAKISTAN	464.373	317.001	-31,74	1.982.871	1.593.065	-19,66
BANGLADESH	1.375.292	932.180	-32,22	2.617.627	2.456.817	-6,14
SRI LANKA	27.230	6.530	-76,02	334.831	46.490	-86,12
ISRAEL	2.000	18.000	800,00	5.800	55.040	848,97
TURKEY	291.445	289.275	-0,74	2.274.951	2.465.417	8,37
UNITED ARAB EMIRATES	1	77	7.562,60	1	1.612	161.144,00
EGYPT	22.050	-	-	612.412	-	-
KENYA	360	195	-45,83	5.630	3.543	-37,07
GHANA	-	500	-	-	1.800	-
ANGOLA	-	100	-	-	1.700	-
NIGERIA	31.025	1.136.330	3.562,63	642.641	700.866	9,06
DJIBOUTI	800	-	-	2.720	-	-
SOUTH AFRICA	10.025	18.600	85,54	121.120	135.202	11,63
MAURITIUS	910	2.032	123,36	1.260	3.390	169,05
AUSTRALIA	111.901	68.849	-38,47	324.479	186.052	-42,66
NEW ZEALAND	63	2.201	3.421,60	2.650	11.832	346,51
FIJI	3.600	4.800	33,33	59.304	77.760	31,12
EAST TIMOR	4.336	1.562	-63,98	14.215	9.744	-31,45
UNITED STATES	343.768	474.886	38,14	2.806.157	4.648.892	65,67
CANADA	66.000	22.005	-66,66	222.200	123.707	-44,33
MEXICO	127.001	215.008	69,30	638.102	1.576.007	146,98
HONDURAS	46.375	94.225	103,18	490.784	603.099	22,88
PANAMA	1.215	2.950	142,80	13.536	46.923	246,65
ARGENTINA	225	6.325	2.711,11	1.333	48.354	3.526,87
BRAZIL	47.491	134.263	182,71	576.796	2.038.537	253,42
COLOMBIA	64.635	38.250	-40,82	537.967	288.329	-46,40
PERU	29.635	3.125	-89,46	95.534	21.315	-77,69
EL SALVADOR	29.053	20.000	-31,16	156.153	134.835	-13,65
UNITED KINGDOM	4.000	13.022	225,53	49.601	52.612	6,07
NETHERLANDS	209.015	227.035	8,62	2.252.716	2.060.908	-8,51
FRANCE	34	-	-	2.194	-	-
GERMANY, FED. REP. OF	550.171	821.002	49,23	2.640.403	5.992.932	126,97
BELGIUM	205.548	157.684	-23,29	1.223.200	1.164.425	-4,81
SWITZERLAND	60.500	45.833	-24,24	757.218	577.213	-23,77
ITALY	5.901	3.000	-49,16	65.016	25.693	-60,48
SPAIN	26.550	24.750	-6,78	245.296	203.065	-17,22
PORTUGAL	2	143.003	5.958.341,67	2	621.890	27.038.608,43
GREECE	-	17.060	-	-	59.028	-
SLOVENIA	-	16.060	-	-	55.568	-
CAT DAN TINTA CETAK	**10.251.339**	**11.385.717**	**11,07**	**42.191.740**	**40.708.459**	**-3,52**
JAPAN	465.635	348.790	-25,09	1.540.904	1.221.902	-20,70
HONG KONG	21.851	11.191	-48,79	143.967	88.377	-38,61
KOREA, REPUBLIC OF	158.831	48.064	-69,74	927.247	580.389	-37,41
TAIWAN	167.988	106.648	-36,51	757.244	485.062	-35,94
CHINA	177.387	258.486	45,72	883.116	1.275.879	44,47
MONGOLIA	-	68	-	-	440	-
PAPUA NEW GUINEA	2.618	19.062	628,04	19.604	67.800	245,85
THAILAND	309.461	371.547	20,06	985.345	1.846.539	87,40
SINGAPORE	2.595.966	1.992.484	-23,25	19.680.853	14.525.276	-26,20
PHILIPPINES	826.933	593.862	-28,18	3.075.611	3.705.764	20,49
MALAYSIA	1.379.739	1.621.942	17,55	1.693.501	1.981.891	17,03
MYANMAR	28.760	26.096	-9,26	71.485	83.071	16,21
CAMBODIA	4.132	-	-	21.841	-	-
BRUNEI DARUSSALAM	4.097	12.752	211,25	12.342	44.130	257,56
NEPAL	1.934	1.246	-35,55	9.127	6.177	-32,32
VIET NAM	916.390	1.174.870	28,21	1.978.861	2.694.090	36,14
MALDIVES	50.583	13.993	-72,34	288.157	84.653	-70,62
INDIA	516.844	409.434	-20,78	1.661.434	1.659.174	-0,14
PAKISTAN	44.843	19.577	-56,34	406.927	141.346	-65,27
BANGLADESH	49.302	86.114	74,67	179.612	305.661	70,18
SRI LANKA	469.922	724.893	54,26	635.422	668.541	5,21
SAUDI ARABIA	1.735	1.541	-11,17	10.093	7.861	-22,11
JORDAN	-	4.340	-	-	35.795	-
TURKEY	145.660	1.053.985	623,59	365.800	2.511.605	586,61
UNITED ARAB EMIRATES	3.205	5.097	59,04	39.437	43.375	9,99
QATAR	-	37	-	-	163	-
BOTSWANA	-	125	-	-	1.188	-
NIGERIA	178.857	86.790	-51,48	578.321	298.313	-48,42
SEYCHELLES	-	324	-	-	2.295	-
SOUTH AFRICA	104.000	208.000	100,00	209.357	398.174	90,19
MAURITIUS	160	-	-	942	-	-
AUSTRALIA	729.844	1.136.781	55,76	1.032.319	1.325.950	28,44
NEW ZEALAND	13.203	53.313	303,80	80.499	355.313	341,39
EAST TIMOR	318.830	534.759	67,73	429.672	726.641	69,12
UNITED STATES	442.067	254.549	-42,42	3.602.729	2.115.081	-41,29
MEXICO	57.006	100.794	76,81	297.844	616.651	107,04
BRAZIL	9.000	27.140	201,56	82.735	176.392	113,20
COSTA RICA	-	10.224	-	-	66.710	-
UNITED KINGDOM	2.062	76	-96,29	11.231	127	-98,87
NETHERLANDS	27.861	60.000	115,36	194.427	504.000	159,22
FRANCE	14	1.032	7.544,44	183	9.137	4.904,28
GERMANY, FED. REP. OF	12.326	5.686	-53,87	225.329	47.414	-78,96
DENMARK	4	-	-	264	-	-
FINLAND	860	-	-	19.067	-	-

https://www.bps.go.id

TABEL 6. PERKEMBANGAN EKSPOR INDONESIA MENURUT KOMODITI DAN NEGARA TUJUAN
JANUARI - MARET 2021 DAN 2022

KOMODITI / NEGARA TUJUAN	BERAT BERSIH (KG)		PERUB	NILAI FOB (US $)		PERUB
	JAN-MAR 2021	JAN-MAR 2022	%	JAN-MAR 2021	JAN-MAR 2022	%
(1)	(2)	(3)	(4)	(5)	(6)	(7)
ITALY	3.000	2	-99,93	8.250	2	-99,98
SPAIN	1.425	-	-	13.877	-	-
PORTUGAL	5	1	-78,07	33	111	234,95
REP. OF MACEDONIA	7.000	-	-	16.730	-	-
ARANG KAYU	**54.864.058**	**53.004.748**	**-3,39**	**44.138.138**	**56.626.096**	**28,29**
JAPAN	768.514	1.304.378	69,73	634.432	1.148.171	80,98
KOREA, REPUBLIC OF	298.600	51.596	-82,72	73.806	30.550	-58,61
TAIWAN	-	34.072	-	-	45.672	-
CHINA	4.043.508	1.168.059	-71,11	1.724.756	471.971	-72,64
SINGAPORE	7.999	886	-88,92	11.295	1.589	-85,93
PHILIPPINES	1.800.000	0	-100,00	810.000	5	-100,00
MALAYSIA	5.454.455	4.645.204	-14,84	1.410.199	1.500.992	6,44
BRUNEI DARUSSALAM	1.668	-	-	17.468	-	-
VIET NAM	1.080.000	2.160.000	100,00	464.400	1.166.400	151,16
MALDIVES	2.150	8	-99,63	1.373	39	-97,14
INDIA	222.030	311.259	40,19	286.875	393.375	37,12
PAKISTAN	28.000	-	-	19.740	-	-
BANGLADESH	3.000	-	-	2.100	-	-
SRI LANKA	2.151.690	-	-	1.008.255	-	-
IRAQ	5.644.366	11.407.042	102,10	6.062.054	15.823.248	161,02
IRAN (ISLAMIC REPUBLIC OF)	71.000	72.000	1,41	93.600	39.015	-58,32
SAUDI ARABIA	8.190.289	7.197.290	-12,12	7.133.031	9.488.922	33,03
ISRAEL	247.866	45.000	-81,85	195.057	56.100	-71,24
KUWAIT	856.116	450.734	-47,35	543.522	471.064	-13,33
JORDAN	1.776.438	397.945	-77,60	1.827.193	413.497	-77,37
LEBANON	2.724.436	2.609.877	-4,20	2.317.544	2.491.257	7,50
YEMEN	-	166.490	-	-	217.901	-
OMAN	81.000	87.250	7,72	42.263	57.769	36,69
TURKEY	1.595.611	2.944.155	84,52	1.642.729	3.049.198	85,62
UNITED ARAB EMIRATES	1.881.834	1.939.531	3,07	1.651.570	1.766.226	6,94
QATAR	761.781	460.588	-39,54	283.820	234.227	-17,47
BAHRAIN	678.870	92.970	-86,31	277.486	127.241	-54,15
EGYPT	286.340	129.030	-54,94	293.685	218.060	-25,75
LIBYAN ARAB JAMAHIRIYA	-	36.000	-	-	46.800	-
MOROCCO	19.000	-	-	23.750	-	-
REUNION		180	-	-	579	-
GHANA	19.560	43.400	121,88	23.668	54.880	131,88
MAURITANIA	20.000	-	-	22.800	-	-
SOUTH AFRICA	72.132	96.000	33,09	93.946	144.300	53,60
AUSTRALIA	165.472	950.368	474,34	103.675	584.165	463,46
NEW ZEALAND	137.371	184.730	34,48	109.022	99.794	-8,46
UNITED STATES	1.176.189	1.617.830	37,55	1.233.697	1.611.803	30,65
CANADA	33.640	77.258	129,66	32.000	71.812	124,41
BRAZIL	1.172.958	854.430	-27,16	854.455	837.101	-2,03
URUGUAY	273.300	25.500	-90,67	349.125	15.300	-95,62
PARAGUAY	5	-	-	35	-	-
DOMINICAN REPUBLIC	18.058	-	-	26.392	-	-
GUADELOUPE	-	526	-	-	210	-
UNITED KINGDOM	196.093	422.359	115,39	237.744	433.667	82,41
NETHERLANDS	2.040.613	3.565.151	74,71	2.736.216	4.441.855	62,34
FRANCE	1.414	41.777	2.853,90	1.452	109.758	7.459,38
GERMANY, FED. REP. OF	507.234	1.288.145	153,96	670.662	1.593.017	137,53
AUSTRIA	19.200	-	-	37.954	-	-
BELGIUM	1.157.956	982.083	-15,19	1.411.631	1.086.632	-23,02
SWITZERLAND	103	-	-	1.354	-	-
NORWAY	2.490.000	517.740	-79,21	727.500	170.609	-76,55
SWEDEN	195.187	18.600	-90,47	222.973	11.160	-94,99
FINLAND	59.200	-	-	78.165	-	-
ITALY	25	5	-80,30	54	9	-82,85
SPAIN	192.952	391.727	103,02	132.453	457.099	245,10
GREECE	76.012	189.980	149,93	64.135	232.438	262,42
HUNGARY	-	58.280	-	-	99.912	-
POLAND	19.268	-	-	34.890	-	-
ROMANIA	18.005	85.096	372,62	22.915	150.742	557,83
BULGARIA	17.004	16.000	-5,90	20.405	23.200	13,70
ALBANIA	18.000	-	-	22.500	-	-
UKRAINE	363.600	160.130	-55,96	444.484	211.423	-52,43
LITHUANIA	-	2	-	-	14	-
LATVIA	386.801	1.521.371	293,32	622.490	2.280.398	266,34
ESTONIA	180.000	-	-	98.800	-	-
GEORGIA	-	144.216	-	-	175.931	-
CROATIA	18.000	97.840	443,56	21.906	147.968	575,47
SLOVENIA	-	81.400	-	-	117.110	-
CZECH REPUBLIC	-	60	-	-	157	-
RUSSIA FEDERATION	3.123.150	1.861.201	-40,41	4.807.160	2.203.767	-54,16
MONTENEGRO	19.000	-	-	19.475	-	-
KARET BUATAN	**47.728.358**	**31.435.799**	**-34,14**	**59.504.733**	**53.425.669**	**-10,22**
JAPAN	101.195	129.696	28,16	136.354	281.782	106,65
KOREA, REPUBLIC OF	400.650	263.361	-34,27	414.591	324.335	-21,77
TAIWAN	126	108	-14,29	2.474	1.912	-22,73
CHINA	17.674.790	8.863.777	-49,85	24.928.624	17.465.530	-29,94
THAILAND	3.955.959	3.730.437	-5,70	5.004.227	7.606.079	51,99
SINGAPORE	96.436	163.905	69,96	125.971	217.412	72,59

https://www.bps.go.id

TABEL 6. PERKEMBANGAN EKSPOR INDONESIA MENURUT KOMODITI DAN NEGARA TUJUAN
JANUARI - MARET 2021 DAN 2022

KOMODITI / NEGARA TUJUAN	BERAT BERSIH (KG)		PERUB	NILAI FOB (US $)		PERUB
	JAN-MAR 2021	JAN-MAR 2022	%	JAN-MAR 2021	JAN-MAR 2022	%
(1)	(2)	(3)	(4)	(5)	(6)	(7)
PHILIPPINES	44.000	37.550	-14,66	25.830	56.781	119,83
MALAYSIA	667.160	1.861.576	179,03	818.985	1.905.183	132,63
MYANMAR	3.035	964	-68,24	79.732	77.743	-2,49
CAMBODIA	19.810	960	-95,15	35.215	22.741	-35,42
VIET NAM	2.910.787	1.064.650	-63,42	2.199.960	948.129	-56,90
INDIA	1.217.040	2.103.572	72,84	1.710.607	2.432.475	42,20
PAKISTAN	578.600	128.100	-77,86	898.326	232.683	-74,10
BANGLADESH	572	9	-98,48	10.451	293	-97,19
SRI LANKA	34.900	117.130	235,61	73.376	238.854	225,52
SAUDI ARABIA	72.000	36.000	-50,00	50.758	39.330	-22,51
KUWAIT	3.293	2.354	-28,50	8.808	8.017	-8,98
UNITED ARAB EMIRATES	32.000	143.862	349,57	23.265	205.839	784,74
BAHRAIN	-	11.604	-	-	72.241	-
MAURITIUS	-	18.000	-	-	9.995	-
AUSTRALIA	4.260.700	3.445.227	-19,14	3.108.693	3.258.220	4,81
NEW ZEALAND	709.976	759.000	6,91	535.652	754.328	40,82
UNITED STATES	2.464.469	97.767	-96,03	3.995.642	223.338	-94,41
CANADA	484.900	2.776.141	472,52	552.786	5.585.789	910,48
MEXICO	-	653.548	-	-	1.369.425	-
BRAZIL	542.167	952.001	75,59	638.836	2.249.867	252,18
NETHERLANDS	2.169.800	160.772	-92,59	2.638.657	314.454	-88,08
FRANCE	2.261.641	948.588	-58,06	2.750.528	1.726.279	-37,24
GERMANY, FED. REP. OF	1.112	-	-	15.955	-	-
SWEDEN	5	-	-	102	-	-
ITALY	2.159.257	492.819	-77,18	2.562.755	872.611	-65,95
SPAIN	3.998.883	2.353.484	-41,15	5.115.743	4.699.805	-8,13
POLAND	359.545	19.817	-94,49	467.783	31.311	-93,31
ROMANIA	261.100	99.020	-62,08	297.654	192.889	-35,20
SLOVENIA	242.450	-	-	276.393	-	-
PERNIS (TERMASUK MASTIK)	**3.730.017**	**3.389.223**	**-9,14**	**11.311.394**	**12.494.273**	**10,46**
JAPAN	307.952	274.022	-11,02	996.046	945.720	-5,05
HONG KONG	15.695	15.467	-1,45	73.480	82.914	12,84
KOREA, REPUBLIC OF	8.661	26.953	211,20	42.384	118.195	178,86
TAIWAN	27.780	78.038	180,91	136.288	285.869	109,75
CHINA	30.390	14.698	-51,63	161.512	94.942	-41,22
MONGOLIA	-	30	-	-	215	-
PAPUA NEW GUINEA	729	4.810	559,79	1.414	14.534	927,81
THAILAND	375.657	389.540	3,70	1.056.203	1.288.936	22,03
SINGAPORE	107.059	159.618	49,09	274.364	535.197	95,07
PHILIPPINES	360.707	345.500	-4,22	1.147.618	1.191.105	3,79
MALAYSIA	352.628	376.090	6,65	829.775	1.172.024	41,25
MYANMAR	13.650	55.271	304,92	38.153	114.096	199,05
CAMBODIA	4.497	-	-	29.157	-	-
BRUNEI DARUSSALAM	2.421	-	-	35.861	-	-
NEPAL	1.932	2.648	37,03	10.556	18.324	73,59
VIET NAM	1.213.183	899.314	-25,87	3.300.874	3.232.827	-2,06
MALDIVES	15.489	18.712	20,81	105.595	125.580	18,93
INDIA	202.465	202.197	-0,13	1.147.195	970.216	-15,43
PAKISTAN	60.800	2.440	-95,99	139.976	19.011	-86,42
BANGLADESH	27.806	56.001	101,40	95.351	251.936	164,22
SRI LANKA	87.540	159.901	82,66	248.365	611.454	146,19
TURKEY	3.800	-	-	14.900	-	-
BOTSWANA	-	20	-	-	50	-
AUSTRALIA	125.282	234.826	87,44	454.916	1.185.295	160,55
NEW ZEALAND	44.660	29.932	-32,98	197.104	113.259	-42,54
SOLOMON ISLANDS	-	42	-	-	595	-
EAST TIMOR	7.898	10.796	36,70	12.589	11.338	-9,94
UNITED STATES	329.766	19.355	-94,13	738.108	48.488	-93,43
MEXICO	-	12.894	-	-	61.572	-
NETHERLANDS	-	24	-	-	117	-
AUSTRIA	-	13	-	-	137	-
DENMARK	-	25	-	-	127	-
NORWAY	-	3	-	-	100	-
FINLAND	1.573	-	-	23.609	-	-
SPAIN	-	45	-	-	101	-
PEREKAT/LEM	**3.916.331**	**3.392.106**	**-13,39**	**11.678.977**	**11.659.174**	**-0,17**
JAPAN	158.739	125.825	-20,73	388.706	480.107	23,51
HONG KONG	1.731	2.379	37,45	2.326	5.065	117,77
KOREA, REPUBLIC OF	70.013	51.200	-26,87	182.983	141.004	-22,94
TAIWAN	11.795	5.698	-51,69	25.688	12.089	-52,94
CHINA	172.700	26.337	-84,75	208.120	88.258	-57,59
MONGOLIA	-	1	-	-	17	-
THAILAND	1.270.274	1.103.128	-13,16	3.611.264	3.013.970	-16,54
SINGAPORE	78.719	75.089	-4,61	515.613	497.832	-3,45
PHILIPPINES	110.163	200.791	82,27	250.721	528.418	110,76
MALAYSIA	514.195	312.026	-39,32	1.193.246	793.085	-33,54
MYANMAR	115.668	108.953	-5,81	451.321	526.693	16,70
CAMBODIA	-	4.285	-	-	25.199	-
BRUNEI DARUSSALAM	1.291	658	-49,06	26.361	9.176	-65,19
NEPAL	-	3.324	-	-	24.587	-
VIET NAM	626.680	712.977	13,77	1.719.682	2.001.158	16,37
MALDIVES	14.692	1.579	-89,25	8.569	6.017	-29,78
INDIA	62.046	10.723	-82,72	141.604	63.016	-55,50

https://www.bps.go.id

TABEL 6. PERKEMBANGAN EKSPOR INDONESIA MENURUT KOMODITI DAN NEGARA TUJUAN
JANUARI - MARET 2021 DAN 2022

KOMODITI / NEGARA TUJUAN	BERAT BERSIH (KG)		PERUB	NILAI FOB (US $)		PERUB
	JAN-MAR 2021	JAN-MAR 2022	%	JAN-MAR 2021	JAN-MAR 2022	%
(1)	(2)	(3)	(4)	(5)	(6)	(7)
PAKISTAN	32.314	32.720	1,26	31.472	52.155	65,72
BANGLADESH	21.320	98.665	362,78	102.295	311.606	204,62
SRI LANKA	19.052	16.587	-12,94	80.270	122.195	52,23
IRAQ	-	5.639	-	-	32.173	-
SAUDI ARABIA	51.796	24.876	-51,97	322.959	157.294	-51,30
KUWAIT	3.431	-	-	27.994	-	-
JORDAN	10.018	10.468	4,49	59.205	63.468	7,20
LEBANON	27.168	17.525	-35,49	191.370	138.057	-27,86
YEMEN	-	270	-	-	2.700	-
TURKEY	10.080	6.330	-37,20	26.712	19.582	-26,69
UNITED ARAB EMIRATES	41.232	35.752	-13,29	254.391	267.301	5,07
QATAR	5.360	5.471	2,07	42.733	42.705	-0,07
BAHRAIN	3.336	3.386	1,51	28.478	28.004	-1,66
CYPRUS	708	-	-	3.468	-	-
EGYPT	-	0	-	-	46	-
LIBYAN ARAB JAMAHIRIYA	6.534	-	-	41.339	-	-
ALGERIA	23.972	31.979	33,40	140.915	214.824	52,45
TANZANIA, UNITED REP. OF	18.168	51.297	182,34	130.078	384.075	195,27
KENYA	64.547	11.897	-81,57	571.426	98.712	-82,73
GHANA	36.475	39.011	6,95	305.922	391.361	27,93
CONGO	872	-	-	3.474	-	-
NIGERIA	171.947	28.788	-83,26	91.919	63.926	-30,45
MAURITANIA	-	6	-	-	112	-
SEYCHELLES	52	-	-	250	-	-
UGANDA	-	44.270	-	-	369.433	-
SOUTH AFRICA	1.500	4.734	215,60	4.262	20.099	371,64
MAURITIUS	-	385	-	-	372	-
RWANDA	-	5.775	-	-	54.453	-
AUSTRALIA	98.808	111.217	12,56	275.512	346.120	25,63
NEW ZEALAND	-	2.441	-	-	10.494	-
FIJI	2.000	-	-	3.658	-	-
EAST TIMOR	14.089	27.349	94,11	31.708	78.780	148,45
UNITED STATES	24.145	4	-99,98	68.228	1.667	-97,56
MEXICO	1.475	-	-	3.251	-	-
GUATEMALA	-	285	-	-	150	-
ARGENTINA	-	114	-	-	2.046	-
BRAZIL	-	18.000	-	-	64.152	-
ECUADOR	-	0	-	-	8	-
UNITED KINGDOM	-	273	-	-	11.340	-
FRANCE	5	-	-	7	-	-
GERMANY, FED. REP. OF	1	40	7.900,00	2	20	900,00
BELGIUM	-	1	-	-	16	-
NORWAY	-	0	-	-	240	-
SWEDEN	156	805	415,07	4.620	20.758	349,31
ITALY	5.091	-	-	21.396	-	-
ROMANIA	-	64	-	-	4.400	-
KAZAKHSTAN	5.568	-	-	35.370	-	-
GEORGIA	-	5.186	-	-	32.886	-
MALTA	-	41	-	-	332	-
SLOVENIA	4	-	-	55	-	-
CZECH REPUBLIC	1.931	5.484	184,07	11.950	35.419	196,39
RUSSIA FEDERATION	4.474	-	-	36.087	-	-
KIMIA DASAR ANORGANIK KHLOR DAN ALKALI	**46.190.680**	**20.300.745**	**-56,05**	**9.188.196**	**11.184.243**	**21,72**
JAPAN	19.130	9.720	-49,19	125.934	76.920	-38,92
HONG KONG	27.367	40.814	49,14	92.114	232.318	152,21
KOREA, REPUBLIC OF	35.707	3.441	-90,36	81.081	8.211	-89,87
TAIWAN	41.500	56.800	36,87	33.220	35.646	7,30
CHINA	60.011	17.308	-71,16	14.328	28.697	100,28
THAILAND	8.493.562	84.829	-99,00	1.099.687	72.327	-93,42
SINGAPORE	1.563.958	2.785.230	78,09	294.839	1.829.593	520,54
PHILIPPINES	7.682.986	6.409.326	-16,58	991.869	2.361.208	138,06
MALAYSIA	10.060.744	6.972.264	-30,70	1.809.784	4.275.608	136,25
MYANMAR	393.200	276.000	-29,81	129.301	105.923	-18,08
VIET NAM	9.972.978	920.140	-90,77	1.277.340	594.133	-53,49
INDIA	327.840	188.274	-42,57	214.691	182.631	-14,93
BANGLADESH	-	3	-	-	29	-
IRAQ	-	46.000	-	-	23.090	-
SAUDI ARABIA	25.000	-	-	3.170	-	-
JORDAN	69.000	-	-	29.700	-	-
UNITED ARAB EMIRATES	72.540	-	-	36.072	-	-
KENYA	-	100.000	-	-	35.000	-
LIBERIA	-	21.180	-	-	16.814	-
NIGERIA	6.598.000	873.000	-86,77	2.561.290	346.380	-86,48
UGANDA	12.480	-	-	21.466	-	-
DJIBOUTI	-	500.000	-	-	175.000	-
AUSTRALIA	164.380	685.593	317,08	124.204	424.901	242,10
NEW ZEALAND	353.576	191.920	-45,72	127.272	219.177	72,21
COOK ISLANDS	33.600	-	-	28.694	-	-
EAST TIMOR	1.850	3.650	97,30	3.990	1.556	-61,01
UNITED STATES	9	1	-88,89	420	45	-89,29
CANADA	-	90.000	-	-	105.255	-
MEXICO	1	-	-	1	-	-
ECUADOR	-	25.200	-	-	33.768	-
BELGIUM	560	-	-	5.400	-	-

https://www.bps.go.id

TABEL 6. PERKEMBANGAN EKSPOR INDONESIA MENURUT KOMODITI DAN NEGARA TUJUAN
JANUARI - MARET 2021 DAN 2022

KOMODITI / NEGARA TUJUAN	BERAT BERSIH (KG)		PERUB	NILAI FOB (US $)		PERUB
	JAN-MAR 2021	JAN-MAR 2022	%	JAN-MAR 2021	JAN-MAR 2022	%
(1)	(2)	(3)	(4)	(5)	(6)	(7)
SWITZERLAND	1	52	5.100,00	0	13	5.100,00
RUSSIA FEDERATION	180.700	-	-	82.329	-	-
KOREK API	**1.859.902**	**1.125.242**	**-39,50**	**2.452.346**	**1.667.399**	**-32,01**
TAIWAN	-	7.613	-	-	13.340	-
SINGAPORE	7.466	6.000	-19,64	14.413	16.457	14,18
MOZAMBIQUE	219.780	139.860	-36,36	337.440	221.445	-34,38
EQUATORIAL GUINEA	17.503	17.572	0,39	24.955	23.575	-5,53
GHANA	246.934	226.293	-8,36	313.960	301.790	-3,88
ANGOLA	399.600	479.520	20,00	614.940	755.355	22,83
NIGERIA	942.816	220.720	-76,59	1.110.839	298.150	-73,16
GABON	17.820	-	-	25.425	-	-
NEW CALEDONIA	-	9.548	-	-	12.937	-
TONGA	7.983	-	-	10.374	-	-
EAST TIMOR	-	296	-	-	200	-
CAPE VERDE	-	17.820	-	-	24.150	-
LAK	**1.894.916**	**1.367.144**	**-27,85**	**3.746.335**	**2.937.028**	**-21,60**
JAPAN	1.547	1.649	6,60	31.954	14.888	-53,41
HONG KONG	151.245	101.933	-32,60	177.086	172.038	-2,85
KOREA, REPUBLIC OF	618	410	-33,72	14.376	2.414	-83,21
TAIWAN	83.734	23.115	-72,39	101.650	35.576	-65,00
CHINA	138.243	101.968	-26,24	424.400	274.975	-35,21
PAPUA NEW GUINEA	300	-	-	713	-	-
THAILAND	73.334	53.632	-26,87	172.805	251.696	45,65
SINGAPORE	157.052	149.295	-4,94	277.057	363.822	31,32
PHILIPPINES	410.729	331.121	-19,38	382.602	397.902	4,00
MALAYSIA	38.181	113.200	196,48	58.128	117.954	102,92
MYANMAR	21.778	56.200	158,06	47.306	28.884	-38,94
CAMBODIA	127.740	65.473	-48,74	127.310	105.861	-16,85
BRUNEI DARUSSALAM	912	12.304	1.249,12	1.987	25.002	1.158,14
NEPAL	212	528	149,06	662	1.957	195,53
VIET NAM	142.147	127.038	-10,63	389.435	440.773	13,18
MALDIVES	1.213	12.790	954,69	6.523	3.522	-46,02
INDIA	26.171	29.283	11,89	176.510	90.924	-48,49
PAKISTAN	-	3.202	-	-	8.873	-
BANGLADESH	143.322	91.211	-36,36	240.445	162.213	-32,54
SRI LANKA	17.950	1.750	-90,25	37.859	9.500	-74,91
SAUDI ARABIA	5.538	7.773	40,36	25.738	40.577	57,65
JORDAN	738	1.486	101,44	3.517	7.242	105,91
LEBANON	783	1.100	40,48	3.918	5.578	42,36
UNITED ARAB EMIRATES	617	1.291	109,07	2.807	7.018	149,98
QATAR	220.991	59.520	-73,07	614.253	307.030	-50,02
BAHRAIN	51	-	-	277	-	-
LIBYAN ARAB JAMAHIRIYA	6.154	-	-	29.192	-	-
ALGERIA	10.178	8.418	-17,30	48.740	40.443	-17,02
KENYA	509	-	-	2.379	-	-
UGANDA	-	1.786	-	-	8.504	-
AUSTRALIA	31.134	120	-99,61	125.277	672	-99,46
NEW ZEALAND	54.596	-	-	204.572	-	-
EAST TIMOR	23.964	8.369	-65,08	5.633	5.611	-0,40
UNITED STATES	10	-	-	138	-	-
NETHERLANDS	12	8	-35,83	43	41	-4,18
FRANCE	1	-	-	2	-	-
SWEDEN	328	-	-	925	-	-
GREECE	1.071	-	-	1.458	-	-
GEORGIA	-	272	-	-	1.357	-
CZECH REPUBLIC	320	902	182,38	1.447	4.179	188,89
RUSSIA FEDERATION	1.494	-	-	7.210	-	-
KIMIA DASAR ANORGANIK LAINNYA	**89.274.850**	**77.188.224**	**-13,54**	**59.252.996**	**42.498.875**	**-28,28**
JAPAN	15.661.574	7.478.846	-52,25	5.738.481	4.593.627	-19,95
HONG KONG	77.399	113.400	46,51	25.386	43.639	71,90
KOREA, REPUBLIC OF	1.891.214	4.279.829	126,30	924.969	2.100.507	127,09
TAIWAN	3.135.966	3.541.284	12,92	1.129.393	1.030.083	-8,79
CHINA	6.533.302	4.619.878	-29,29	8.388.510	5.315.478	-36,63
MONGOLIA	-	30	-	-	84	-
PAPUA NEW GUINEA	200.000	400.000	100,00	18.000	38.200	112,22
THAILAND	9.031.528	9.242.246	2,33	6.962.957	7.453.041	7,04
SINGAPORE	2.634.132	3.050.196	15,80	2.063.118	2.694.547	30,61
PHILIPPINES	10.263.207	4.300.373	-58,10	1.583.382	1.458.965	-7,86
MALAYSIA	7.909.960	11.749.309	48,54	2.951.507	3.742.388	26,80
MYANMAR	996.000	825.002	-17,17	205.970	340.185	65,16
BRUNEI DARUSSALAM	7.000	-	-	3.479	-	-
NEPAL	-	54.000	-	-	9.720	-
VIET NAM	2.656.887	2.092.779	-21,23	1.315.930	1.338.478	1,71
INDIA	4.844.764	2.029.551	-58,11	21.796.807	5.050.088	-76,83
PAKISTAN	128.691	83.802	-34,88	84.894	79.705	-6,11
BANGLADESH	11.671.305	15.227.248	30,47	1.145.128	1.313.496	14,70
SRI LANKA	1.618.500	719.510	-55,54	1.010.447	495.913	-50,92
SAUDI ARABIA	571.050	360.004	-36,96	281.748	321.473	14,10
JORDAN	1	-	-	0	-	-
TURKEY	116.000	63.200	-45,52	100.280	101.920	1,64
UNITED ARAB EMIRATES	45.003	-	-	55.057	-	-
EGYPT	19.200	800	-95,83	13.429	4.128	-69,26

https://www.bps.go.id

TABEL 6. PERKEMBANGAN EKSPOR INDONESIA MENURUT KOMODITI DAN NEGARA TUJUAN
JANUARI - MARET 2021 DAN 2022

KOMODITI / NEGARA TUJUAN	BERAT BERSIH (KG)		PERUB	NILAI FOB (US $)		PERUB
	JAN-MAR 2021	JAN-MAR 2022	%	JAN-MAR 2021	JAN-MAR 2022	%
(1)	(2)	(3)	(4)	(5)	(6)	(7)
MADAGASCAR	22.400	-	-	4.476	-	-
KENYA	800.000	15.400	-98,08	86.150	14.810	-82,81
SIERRA LEONE	9.900	-	-	11.880	-	-
COTE D'IVOIRE	6.000	6.000	0,00	6.600	6.600	0,00
CENTRAL AFRICAN REPUBLIC	-	1.080	-	-	19.440	-
SOUTH AFRICA	150	-	-	701	-	-
MAURITIUS	661.000	24.000	-96,37	88.524	4.889	-94,48
AUSTRALIA	4.293.975	4.404.456	2,57	1.506.419	2.201.478	46,14
NEW ZEALAND	477.600	67.224	-85,92	104.715	33.218	-68,28
NEW CALEDONIA	20.000	360.000	1.700,00	1.800	32.400	1.700,00
COOK ISLANDS	53	-	-	2.285	-	-
FIJI	-	17.000	-	-	3.793	-
EAST TIMOR	33.171	819	-97,53	11.272	989	-91,23
UNITED STATES	962.725	475.266	-50,63	582.944	552.976	-5,14
CANADA	20.000	19.958	-0,21	12.800	16.971	32,58
MEXICO	58.480	88.720	51,71	41.129	142.833	247,28
GUATEMALA	-	900	-	-	2.681	-
GUYANA	-	2.002	-	-	7.111	-
UNITED KINGDOM	247.200	324.000	31,07	152.784	424.510	177,85
NETHERLANDS	130.000	122.400	-5,85	55.470	166.920	200,92
FRANCE	96.013	48.000	-50,01	52.441	44.130	-15,85
GERMANY, FED. REP. OF	88.000	24.000	-72,73	33.225	33.600	1,13
BELGIUM	366.000	232.000	-36,61	150.170	286.575	90,83
SWITZERLAND	48.000	24.000	-50,00	26.880	33.600	25,00
DENMARK	-	24.000	-	-	34.020	-
SWEDEN	193.700	239.700	23,75	104.932	333.255	217,59
FINLAND	40.000	24.000	-40,00	22.300	34.320	53,90
ITALY	265.000	118.010	-55,47	157.982	147.453	-6,66
SPAIN	132.000	46.000	-65,15	71.216	51.000	-28,39
HUNGARY	1.800	-	-	8.820	-	-
POLAND	169.002	144.002	-14,79	94.640	195.600	106,68
ROMANIA	-	24.000	-	-	33.600	-
SLOVENIA	120.000	80.000	-33,33	61.530	114.400	85,93
CZECH REPUBLIC	0	0	-66,67	40	40	0,00
PRODUK FARMASI	**4.224.466**	**6.072.148**	**43,74**	**90.554.797**	**104.549.538**	**15,45**
JAPAN	180.597	142.634	-21,02	15.140.006	10.377.362	-31,46
HONG KONG	74.449	63.356	-14,90	1.758.823	1.653.532	-5,99
KOREA, REPUBLIC OF	58.260	143.359	146,07	5.062.360	6.216.075	22,79
TAIWAN	108.014	133.876	23,94	10.586.257	7.316.950	-30,88
CHINA	534	658	23,17	53.829	268.212	398,27
MONGOLIA	32.134	57.925	80,26	754.551	1.743.632	131,08
MACAU	177	-	-	2.893	-	-
PAPUA NEW GUINEA	771	1.396	81,12	8.989	38.180	324,75
THAILAND	231.072	211.029	-8,67	5.126.673	4.188.046	-18,31
SINGAPORE	700.054	844.631	20,65	9.482.859	18.360.770	93,62
PHILIPPINES	821.464	1.464.464	78,27	16.070.475	22.025.825	37,06
MALAYSIA	391.126	844.681	115,96	5.771.858	5.969.090	3,42
MYANMAR	186.511	376.346	101,78	2.511.986	5.049.664	101,02
CAMBODIA	181.853	277.222	52,44	2.717.706	3.576.919	31,62
BRUNEI DARUSSALAM	25.397	13.038	-48,66	165.512	98.771	-40,32
NEPAL	74	-	-	795	-	-
VIET NAM	164.745	223.656	35,76	2.127.162	2.610.492	22,72
MALDIVES	2.119	1.071	-49,46	37.442	31.932	-14,72
INDIA	9	-	-	360	-	-
PAKISTAN	30.853	62.778	103,48	262.322	235.973	-10,04
SRI LANKA	89.836	124.958	39,09	2.576.099	3.049.386	18,37
AFGHANISTAN	38.573	-	-	189.118	-	-
SAUDI ARABIA	123.519	49.212	-60,16	424.397	189.599	-55,33
KUWAIT	-	251	-	-	21.515	-
JORDAN	2	-	-	6	-	-
YEMEN	15.244	-	-	179.161	-	-
OMAN	700	-	-	48.949	-	-
UNITED ARAB EMIRATES	6.038	3.404	-43,62	28.411	78.627	176,75
QATAR	134	382.585	285.837,99	500	2.616.461	523.035,24
ALGERIA	15	115	642,59	101	1.933.082	1.922.981,93
TANZANIA, UNITED REP. OF	2.246	-	-	5.038	-	-
SOMALIA	-	925	-	-	10.500	-
KENYA	3.459	11.340	227,81	31.478	94.356	199,76
MOZAMBIQUE	1.563	-	-	2.225	-	-
EQUATORIAL GUINEA	369	726	96,86	3.686	4.203	14,02
TOGO	-	8	-	-	42	-
GHANA	12.026	324	-97,31	55.521	1.650	-97,03
GUINEA	19.021	19.021	0,00	42.744	44.388	3,85
ANGOLA	2.966	1.127	-61,99	9.601	5.085	-47,04
NIGERIA	499.896	333.447	-33,30	5.589.715	3.382.996	-39,48
COTE D'IVOIRE	14	-	-	136	-	-
SENEGAL	17.950	12.448	-30,65	60.150	72.007	19,71
BENIN	8.117	-	-	38.741	-	-
UGANDA	5.083	5.755	13,21	53.682	47.911	-10,75
SOUTH AFRICA	943	500	-46,98	79.898	30.551	-61,76
MAURITIUS	582	582	0,00	13.095	11.786	-9,99
AUSTRALIA	33.829	64.137	89,59	913.666	1.573.759	72,25
NEW ZEALAND	3.509	2.699	-23,09	383.233	178.073	-53,53
NEW CALEDONIA	-	83	-	-	993	-

https://www.bps.go.id

TABEL 6. PERKEMBANGAN EKSPOR INDONESIA MENURUT KOMODITI DAN NEGARA TUJUAN
JANUARI - MARET 2021 DAN 2022

KOMODITI / NEGARA TUJUAN	BERAT BERSIH (KG)		PERUB	NILAI FOB (US $)		PERUB
	JAN-MAR 2021	JAN-MAR 2022	%	JAN-MAR 2021	JAN-MAR 2022	%
(1)	(2)	(3)	(4)	(5)	(6)	(7)
NORTHERN MARIANA ISLANDS	61	64	5,78	3.033	3.195	5,32
VANUATU	-	7	-	-	40	-
FIJI	1.520	-	-	9.396	-	-
EAST TIMOR	70.994	177.806	150,45	492.710	777.790	57,86
UNITED STATES	4.957	58	-98,83	66.910	38.148	-42,99
CANADA	190	67	-64,83	2.691	1.065	-60,43
COLOMBIA	3.512	-	-	62.926	-	-
ECUADOR	-	2.064	-	-	19.699	-
GUYANA	-	280	-	-	6.000	-
DOMINICA	-	108	-	-	550	-
UNITED KINGDOM	40.268	-	-	323.913	-	-
NETHERLANDS	3.223	2.360	-26,79	134.377	41.504	-69,11
FRANCE	209	-	-	5.574	-	-
GERMANY, FED. REP. OF	4.204	1.512	-64,05	437.534	67.258	-84,63
AUSTRIA	34	508	1.389,15	260	27.351	10.411,22
SWEDEN	1	-	-	109	-	-
ITALY	-	536	-	-	2.591	-
SPAIN	-	900	-	-	19.800	-
HUNGARY	240	-	-	5.409	-	-
POLAND	7.698	3	-99,96	76.982	57	-99,93
ROMANIA	4.168	4.633	11,18	196.538	243.233	23,76
AZERBAIJAN	-	1.140	-	-	29.866	-
KAZAKHSTAN	2.366	-	-	80.487	-	-
KYRGYZSTAN	-	210	-	-	3.741	-
UKRAINE	-	287	-	-	19.800	-
UZBEKISTAN	2.276	2.462	8,15	174.860	119.273	-31,79
ESTONIA	54	-	-	5.428	-	-
MALTA	-	48	-	-	504	-
SLOVENIA	1.531	-	-	88.964	-	-
RUSSIA FEDERATION	1.115	1.331	19,29	14.483	19.680	35,88
BAHAN FARMASI	**7.270.467**	**4.485.589**	**-38,30**	**41.071.492**	**39.391.823**	**-4,09**
JAPAN	4.554.673	2.809.336	-38,32	3.126.487	1.780.691	-43,04
HONG KONG	42.443	37.993	-10,48	413.295	301.129	-27,14
KOREA, REPUBLIC OF	794.415	405.041	-49,01	1.799.546	2.778.752	54,41
TAIWAN	30.044	37.607	25,17	218.824	309.212	41,31
CHINA	364.235	168.871	-53,64	3.292.778	1.193.843	-63,74
PAPUA NEW GUINEA	-	23	-	-	2.704	-
THAILAND	116.078	94.043	-18,98	1.670.325	1.978.374	18,44
SINGAPORE	18.726	11.597	-38,07	337.200	279.258	-17,18
PHILIPPINES	21.770	36.607	68,15	426.096	555.785	30,44
MALAYSIA	40.378	112.523	178,68	234.457	1.227.769	423,67
MYANMAR	10.805	135.991	1.158,56	206.397	829.878	302,08
CAMBODIA	16.943	18.116	6,93	137.608	231.815	68,46
BRUNEI DARUSSALAM	3.481	10.392	198,51	24.036	66.007	174,62
NEPAL	599	-	-	59.064	-	-
VIET NAM	121.133	88.269	-27,13	2.128.060	2.004.072	-5,83
MALDIVES	8.993	5.113	-43,14	64.284	32.013	-50,20
INDIA	27.970	33.189	18,66	10.381.477	8.359.139	-19,48
PAKISTAN	77.266	77.636	0,48	3.735.070	1.712.141	-54,16
BANGLADESH	16.960	4.087	-75,90	448.265	211.147	-52,90
SRI LANKA	6.781	7.622	12,40	159.334	116.149	-27,10
AFGHANISTAN	7.281	10.069	38,30	1.962.090	1.640.900	-16,37
IRAQ	18.461	43.459	135,40	89.085	258.282	189,93
IRAN (ISLAMIC REPUBLIC OF)	5.895	13.206	124,03	261.855	152.000	-41,95
SAUDI ARABIA	61.539	43.320	-29,60	354.235	446.293	25,99
ISRAEL	-	3.750	-	-	15.328	-
KUWAIT	21.120	11.251	-46,73	174.445	115.266	-33,92
JORDAN	4.569	7.245	58,59	37.502	57.206	52,54
PALESTINA	1.535	-	-	11.367	-	-
YEMEN	-	7.005	-	-	438.490	-
OMAN	2.295	241	-89,48	67.647	50.825	-24,87
TURKEY	10.800	26.608	146,37	99.360	399.877	302,45
UNITED ARAB EMIRATES	11.617	5.573	-52,02	81.531	40.782	-49,98
QATAR	11.225	11.991	6,82	91.395	89.613	-1,95
BAHRAIN	3.704	-	-	30.735	-	-
EGYPT	625	3.240	418,45	61.098	657.500	976,15
SUDAN	6.921	169	-97,56	33.450	35.750	6,88
ETHIOPIA	1	3.460	345.932,00	1	689.489	53.037.476,92
MADAGASCAR	70	5.495	7.750,29	1.650	422.930	25.532,12
SOMALIA	-	2.931	-	-	16.977	-
KENYA	791	3.035	283,68	22.400	251.830	1.024,24
MOZAMBIQUE	-	637	-	-	126.425	-
LIBERIA	1.066	652	-38,87	313.625	56.940	-81,84
GUINEA	-	656	-	-	57.330	-
CONGO	1.266	400	-68,39	374.420	38.707	-89,66
NIGERIA	23.386	39.774	70,08	2.456.316	6.258.592	154,80
SIERRA LEONE	1.458	-	-	118.200	-	-
SENEGAL	-	1.147	-	-	227.825	-
MAURITANIA	-	6.361	-	-	96.940	-
MALI	582	4.009	588,80	4.418	356.720	7.974,24
BENIN	1.981	-	-	582.136	-	-
GUINEA BISSAU	-	297	-	-	58.988	-
GAMBIA	93	-	-	5.625	-	-
SEYCHELLES	-	11	-	-	858	-

https://www.bpsbwo.id

TABEL 6. PERKEMBANGAN EKSPOR INDONESIA MENURUT KOMODITI DAN NEGARA TUJUAN
JANUARI - MARET 2021 DAN 2022

KOMODITI / NEGARA TUJUAN	BERAT BERSIH (KG)		PERUB	NILAI FOB (US $)		PERUB
	JAN-MAR 2021	JAN-MAR 2022	%	JAN-MAR 2021	JAN-MAR 2022	%
(1)	(2)	(3)	(4)	(5)	(6)	(7)
CHAD	-	333	-	-	29.120	-
DJIBOUTI	-	287	-	-	40.105	-
SWAZILAND	-	1.000	-	-	114.000	-
SOUTH AFRICA	5.576	25.513	357,52	392.599	287.652	-26,73
AUSTRALIA	3.128	6.343	102,78	152.940	244.517	59,88
NEW ZEALAND	19.544	3.256	-83,34	546.184	82.248	-84,94
SAINT VINCENT AND THE GRENADINES	2	-	-	182	-	-
EAST TIMOR	3.741	1.517	-59,44	26.986	8.202	-69,61
UNITED STATES	601.982	13.401	-97,77	1.459.942	318.469	-78,19
CANADA	-	5.000	-	-	76.849	-
ARGENTINA	155	600	285,88	32.638	68.400	109,57
BRAZIL	22.917	10.500	-54,18	967.440	89.005	-90,80
PERU	4	-	-	495	-	-
TURKS AND CAICOS ISLANDS	1	-	-	83	-	-
UNITED KINGDOM	101	10	-90,10	1.828	20	-98,91
NETHERLANDS	77.803	180	-99,77	603.063	65.482	-89,14
FRANCE	74	2.200	2.866,56	1.056	8.140	670,93
GERMANY, FED. REP. OF	53.725	53.400	-0,61	475.351	749.465	57,67
BELGIUM	295	1.178	298,88	8.214	33.368	306,21
SWITZERLAND	1	80	7.900,00	240	20.046	8.256,51
IRELAND	1.500	-	-	172.500	-	-
ITALY	-	35	-	-	12.663	-
SPAIN	7.350	9.000	22,45	64.101	98.550	53,74
PORTUGAL	5	-	-	156	-	-
HUNGARY	-	1.700	-	-	16.524	-
KYRGYZSTAN	297	-	-	35.310	-	-
TURKMENISTAN	296	-	-	33.000	-	-
UZBEKISTAN	-	10	-	-	459	-
SIMPLISIA (BAHAN OBAT TRADISIONAL)	**199.219**	**103.032**	**-48,28**	**290.707**	**331.816**	**14,14**
JAPAN	40	-	-	995	-	-
KOREA, REPUBLIC OF	-	318	-	-	5.090	-
TAIWAN	138.775	73.055	-47,36	192.655	111.244	-42,26
CHINA	-	12.989	-	-	164.186	-
SINGAPORE	104	390	272,80	2.923	7.571	159,01
MALAYSIA	200	-	-	4.150	-	-
MYANMAR		125	-	-	1.125	-
VIET NAM	60.100	16.000	-73,38	89.984	34.856	-61,26
SWITZERLAND	-	1	-	-	14	-
RUSSIA FEDERATION	-	155	-	-	7.730	-
PRODUK OBAT TRADISIONAL	**52.180**	**49.929**	**-4,31**	**671.767**	**825.543**	**22,89**
HONG KONG	2.077	644	-68,99	27.128	1.477	-94,56
KOREA, REPUBLIC OF	281	-	-	10.669	-	-
TAIWAN	22.138	17.999	-18,70	259.577	305.429	17,66
CHINA	1	46	9.100,00	99	1.003	917,73
SINGAPORE	5.850	4.272	-26,97	153.395	119.306	-22,22
PHILIPPINES	-	20	-	-	607	-
MALAYSIA	7.558	5.097	-32,56	122.286	233.493	90,94
MYANMAR	-	1.700	-	-	13.933	-
CAMBODIA	295	5.080	1.624,07	30.833	96.766	213,84
BRUNEI DARUSSALAM	40	4.152	10.280,00	28	4.653	16.757,61
PAKISTAN	-	211	-	-	1.200	-
IRAQ	330	-	-	29.000	-	-
OMAN	635	-	-	7.920	-	-
UNITED ARAB EMIRATES	3.774	4.538	20,25	23.606	7.297	-69,09
TOGO	8.928	629	-92,95	5.320	679	-87,24
NIGERIA	233	5.132	2.102,41	309	29.561	9.466,75
SOUTH AFRICA	-	44	-	-	5.840	-
AUSTRALIA	40	270	575,00	1.583	3.763	137,81
NEW ZEALAND	-	95	-	-	504	-
EAST TIMOR	1	-	-	16	-	-
UNITED STATES	-	1	-	-	32	-
KARET ASAP	**14.427.454**	**11.367.905**	**-21,21**	**32.744.877**	**22.234.501**	**-32,10**
JAPAN	1.838.106	2.576.793	40,19	4.092.208	5.059.539	23,64
HONG KONG	2.520	-	-	6.754	-	-
CHINA	1.391.066	907.216	-34,78	2.987.708	1.730.189	-42,09
SINGAPORE	10	4	-64,00	3	7	180,00
PHILIPPINES	-	20.160	-	-	39.110	-
INDIA	2.379.780	823.770	-65,38	5.050.625	1.555.900	-69,19
PAKISTAN	36.612	-	-	77.434	-	-
TURKEY	38.400	59.520	55,00	85.632	118.790	38,72
SOUTH AFRICA	-	20.160	-	-	39.614	-
UNITED STATES	3.428.220	3.272.460	-4,54	8.080.410	6.444.940	-20,24
CANADA	503.460	650.520	29,21	1.185.674	1.281.652	8,09
MEXICO	60.480	20.160	-66,67	143.338	45.360	-68,35
ARGENTINA	20.160	40.320	100,00	39.514	82.656	109,18
BRAZIL	58.560	-	-	139.810	-	-
PERU	-	20.160	-	-	39.312	-
UNITED KINGDOM	20.160	20.160	0,00	46.368	40.118	-13,48
NETHERLANDS	1.098.000	264.420	-75,92	2.471.873	514.358	-79,19
FRANCE	894.960	487.980	-45,47	2.134.276	938.116	-56,05
GERMANY, FED. REP. OF	300.640	493.440	64,13	749.373	1.008.573	34,59
BELGIUM	-	20.160	-	-	40.723	-

https://www.bps.go.id

TABEL 6. PERKEMBANGAN EKSPOR INDONESIA MENURUT KOMODITI DAN NEGARA TUJUAN
JANUARI - MARET 2021 DAN 2022

KOMODITI / NEGARA TUJUAN	BERAT BERSIH (KG)		PERUB	NILAI FOB (US $)		PERUB
	JAN-MAR 2021	JAN-MAR 2022	%	JAN-MAR 2021	JAN-MAR 2022	%
(1)	(2)	(3)	(4)	(5)	(6)	(7)
ITALY	467.820	752.580	60,87	1.111.378	1.460.026	31,37
SPAIN	915.300	325.440	-64,44	2.141.029	623.523	-70,88
HUNGARY	219.672	-	-	467.901	-	-
POLAND	100.800	60.480	-40,00	259.358	118.944	-54,14
LATVIA	60.480	-	-	133.862	-	-
SLOVENIA	421.932	293.790	-30,37	951.908	584.834	-38,56
RUSSIA FEDERATION	170.316	238.212	39,86	388.441	468.216	20,54
KARET REMAH (CRUMB RUBBER)	**614.106.821**	**526.745.571**	**-14,23**	**988.584.092**	**959.231.744**	**-2,97**
JAPAN	132.500.300	141.066.490	6,47	215.582.593	258.956.840	20,12
KOREA, REPUBLIC OF	37.989.000	26.487.760	-30,28	59.786.588	48.035.227	-19,66
TAIWAN	6.167.360	5.765.789	-6,51	10.074.332	10.394.168	3,17
CHINA	45.899.980	46.730.740	1,81	74.255.190	85.021.909	14,50
SINGAPORE	201.601	82	-99,96	302.244	159	-99,95
PHILIPPINES	1.411.200	463.680	-67,14	2.330.758	846.208	-63,69
MALAYSIA	1.431.360	28	-100,00	2.222.641	31	-100,00
VIET NAM	1.215.900	1.391.080	14,41	1.987.217	2.601.250	30,90
INDIA	48.268.080	24.696.001	-48,84	77.702.445	44.615.401	-42,58
PAKISTAN	3.709.440	2.439.360	-34,24	6.251.188	4.516.617	-27,75
SRI LANKA	8.104.320	6.330.240	-21,89	13.139.791	11.496.587	-12,51
IRAN (ISLAMIC REPUBLIC OF)	60.480	-	-	95.558	-	-
ISRAEL	786.240	201.600	-74,36	1.287.419	353.572	-72,54
TURKEY	19.135.760	18.316.480	-4,28	30.709.135	33.236.764	8,23
UNITED ARAB EMIRATES	161.280	504.000	212,50	242.415	897.120	270,08
EGYPT	1.893.920	2.083.060	9,99	3.082.956	3.708.230	20,28
ALGERIA	201.600	100.800	-50,00	331.632	186.085	-43,89
SOUTH AFRICA	6.834.240	4.858.560	-28,91	11.066.942	8.814.594	-20,35
AUSTRALIA	665.280	987.840	48,48	1.087.142	1.783.351	64,04
UNITED STATES	122.801.560	110.088.720	-10,35	196.828.177	199.481.772	1,35
CANADA	18.915.400	15.374.100	-18,72	30.221.297	27.831.072	-7,91
MEXICO	10.416.420	10.941.420	5,04	16.875.318	19.771.798	17,16
CHILE	705.600	745.920	5,71	1.082.443	1.375.509	27,07
ARGENTINA	6.349.140	7.076.160	11,45	10.314.093	12.861.399	24,70
BRAZIL	19.994.240	17.203.200	-13,96	32.064.197	31.951.071	-0,35
COLOMBIA	2.056.320	1.834.560	-10,78	3.347.044	3.305.623	-1,24
ECUADOR	826.560	584.640	-29,27	1.302.941	1.073.661	-17,60
PERU	947.520	705.600	-25,53	1.578.522	1.277.193	-19,09
COSTA RICA	-	806.400	-	-	1.457.870	-
UNITED KINGDOM	994.980	1.551.900	55,97	1.611.487	2.804.315	74,02
NETHERLANDS	5.808.600	3.433.080	-40,90	9.149.699	6.214.475	-32,08
FRANCE	10.132.920	2.623.320	-74,11	16.238.823	4.793.996	-70,48
GERMANY, FED. REP. OF	12.539.520	7.842.240	-37,46	20.165.009	14.142.503	-29,87
BELGIUM	12.337.920	9.495.360	-23,04	19.580.753	17.267.832	-11,81
LUXEMBOURG	5.423.040	3.185.280	-41,26	8.634.129	5.775.273	-33,11
FINLAND	5.987.520	5.382.720	-10,10	9.310.948	9.716.286	4,35
ITALY	4.106.340	3.069.360	-25,25	7.069.166	5.604.468	-20,72
SPAIN	4.808.160	2.749.320	-42,82	7.593.977	4.980.095	-34,42
PORTUGAL	1.612.800	383.040	-76,25	2.358.096	704.465	-70,13
GREECE	161.280	766.080	375,00	325.826	1.511.798	363,99
HUNGARY	2.729.160	1.552.320	-43,12	4.390.727	2.881.694	-34,37
POLAND	9.727.200	5.962.320	-38,70	15.557.874	10.868.516	-30,14
ROMANIA	11.399.640	6.731.340	-40,95	18.409.751	12.104.997	-34,25
BULGARIA	1.224.720	1.542.240	25,93	1.983.917	2.800.077	41,14
LATVIA	4.737.600	2.499.840	-47,23	7.676.491	4.563.030	-40,56
SLOVENIA	5.675.040	13.063.680	130,20	9.176.171	23.749.449	158,82
CZECH REPUBLIC	1.693.440	-	-	2.734.884	-	-
RUSSIA FEDERATION	12.951.120	7.127.820	-44,96	20.806.566	12.897.392	-38,01
SERBIA	2.520	-	-	4.195	-	-
MONTENEGRO	403.200	-	-	653.388	-	-
KARET REMILLING	**2.720**	**-**	**-**	**96.077**	**-**	**-**
JAPAN	2.282	-	-	78.154	-	-
KOREA, REPUBLIC OF	438	-	-	17.923	-	-
BAN LUAR DAN BAN DALAM	**154.556.616**	**135.075.397**	**-12,60**	**453.073.530**	**496.056.953**	**9,49**
JAPAN	7.257.921	8.083.215	11,37	23.994.240	24.901.883	3,78
HONG KONG	212.222	160.226	-24,50	967.954	887.420	-8,32
KOREA, REPUBLIC OF	1.204.159	819.142	-31,97	4.315.604	3.142.372	-27,19
TAIWAN	801.715	724.530	-9,63	2.955.352	3.036.519	2,75
CHINA	263.783	594.451	125,36	1.314.092	2.092.001	59,20
MONGOLIA	56.777	16.394	-71,12	175.243	47.252	-73,04
PAPUA NEW GUINEA	139.323	186.155	33,61	443.713	590.752	33,14
THAILAND	2.125.713	2.094.721	-1,46	6.868.282	7.889.064	14,86
SINGAPORE	449.443	255.316	-43,19	1.295.209	1.037.315	-19,91
PHILIPPINES	6.853.249	5.105.600	-25,50	21.760.620	18.691.648	-14,10
MALAYSIA	5.010.685	5.708.774	13,93	16.488.389	20.584.109	24,84
MYANMAR	526.179	33.752	-93,59	1.250.029	116.235	-90,70
CAMBODIA	90.041	230.365	155,85	286.116	1.329.674	364,73
BRUNEI DARUSSALAM	27.926	12.615	-54,83	92.672	44.458	-52,03
LAO PEOPLE'S DEM. REP.	6.861	3.547	-48,30	15.881	12.305	-22,52
NEPAL	20.349	9.841	-51,64	66.807	29.568	-55,74
VIET NAM	1.451.059	1.321.852	-8,90	5.724.121	5.637.202	-1,52
MALDIVES	13.097	9.376	-28,41	35.723	30.162	-15,57
INDIA	310.175	92.671	-70,12	999.923	389.207	-61,08
PAKISTAN	642.821	264.292	-58,89	1.836.874	784.733	-57,28

https://www.bps.go.id

TABEL 6. PERKEMBANGAN EKSPOR INDONESIA MENURUT KOMODITI DAN NEGARA TUJUAN
JANUARI - MARET 2021 DAN 2022

KOMODITI / NEGARA TUJUAN	BERAT BERSIH (KG)		PERUB	NILAI FOB (US $)		PERUB
	JAN-MAR 2021	JAN-MAR 2022	%	JAN-MAR 2021	JAN-MAR 2022	%
(1)	(2)	(3)	(4)	(5)	(6)	(7)
BANGLADESH	502.961	411.989	-18,09	1.562.002	1.545.973	-1,03
SRI LANKA	379.975	38.387	-89,90	1.167.511	106.915	-90,84
AFGHANISTAN	20.952	19.352	-7,64	50.796	42.723	-15,89
IRAQ	216.199	182.316	-15,67	632.520	622.543	-1,58
SAUDI ARABIA	17.767.492	926.263	-94,79	6.370.570	2.673.883	-58,03
ISRAEL	87.503	36.515	-58,27	287.322	135.701	-52,77
KUWAIT	93.901	165.100	75,82	308.504	592.135	91,94
JORDAN	114.464	68.011	-40,58	322.154	252.244	-21,70
LEBANON	69.564	63.313	-8,99	191.381	214.121	11,88
YEMEN	1.494.272	270.486	-81,90	4.248.352	823.185	-80,62
OMAN	62.167	57.424	-7,63	188.544	186.286	-1,20
TURKEY	265.348	174.620	-34,19	785.707	530.309	-32,51
UNITED ARAB EMIRATES	2.193.056	1.287.686	-41,28	6.060.339	3.977.799	-34,36
QATAR	287.372	112.474	-60,86	1.001.708	373.803	-62,68
BAHRAIN	7.685	-	-	33.457	-	-
CYPRUS	77.416	46.989	-39,30	202.484	131.910	-34,85
EGYPT	2.504.117	603.819	-75,89	6.672.573	1.758.626	-73,64
LIBYAN ARAB JAMAHIRIYA	87.640	66.944	-23,61	236.245	187.914	-20,46
MOROCCO	918.979	408.865	-55,51	3.623.310	1.624.627	-55,16
TUNISIA	9.355	29.891	219,52	24.671	68.471	177,54
ALGERIA	52.809	-	-	163.910	-	-
SUDAN	9.259	21.329	130,35	26.182	84.389	222,31
NAMIBIA	5.457	-	-	17.564	-	-
TANZANIA, UNITED REP. OF	460	22.860	4.869,63	21	64.595	311.954,88
KENYA	134.810	77.899	-42,22	410.017	229.865	-43,94
REUNION	18.225	-	-	48.276	-	-
TOGO	12.100	5.052	-58,25	22.523	20.683	-8,17
GHANA	242.836	119.006	-50,99	708.114	360.431	-49,10
GUINEA	8	-	-	25	-	-
ANGOLA	9.772	-	-	38.576	-	-
NIGERIA	60.737	109.494	80,28	180.738	361.456	99,99
COTE D'IVOIRE	8.459	19.161	126,52	25.639	59.384	131,62
SENEGAL	28	100	257,14	138	525	280,43
MAURITANIA	7.986	-	-	24.497	-	-
UGANDA	19.477	11.481	-41,05	65.893	41.080	-37,66
CENTRAL AFRICAN REPUBLIC	-	8.045	-	-	68.550	-
SWAZILAND		9.133	-	-	28.103	-
SOUTH AFRICA	359.497	506.174	40,80	1.007.284	1.637.064	62,52
ZAMBIA	17.078	-	-	50.817	-	-
MALAWI	42.453	101.829	139,86	116.577	349.075	199,44
MAURITIUS	43.780	27.105	-38,09	118.854	72.161	-39,29
AUSTRALIA	4.587.029	3.851.529	-16,03	16.095.310	13.870.222	-13,82
NEW ZEALAND	1.292.073	1.041.029	-19,43	4.509.333	3.523.503	-21,86
NEW CALEDONIA	25.585	8.701	-65,99	87.626	32.355	-63,08
VANUATU	3.402	3.429	0,81	10.846	10.858	0,11
FIJI	19.659	11.915	-39,39	64.262	35.777	-44,33
SAMOA	3.494	3.602	3,09	11.506	10.739	-6,66
SOLOMON ISLANDS	-	7.862	-	-	24.111	-
EAST TIMOR	323.456	367.774	13,70	647.265	987.773	52,61
UNITED STATES	63.399.932	70.360.591	10,98	196.912.975	261.641.666	32,87
CANADA	3.766.204	3.074.813	-18,36	14.986.968	11.495.766	-23,29
MEXICO	2.882.599	2.206.660	-23,45	9.414.143	7.850.936	-16,60
GUATEMALA	132.204	69.032	-47,78	343.644	214.468	-37,59
HONDURAS	65.290	107.698	64,95	212.142	474.861	123,84
NICARAGUA	-	14.021	-	-	47.049	-
PANAMA	580.545	388.165	-33,14	1.902.304	1.365.681	-28,21
CUBA	-	1.802	-	-	5.120	-
CHILE	379.403	174.701	-53,95	1.181.589	675.600	-42,82
ARGENTINA	57.856	83.115	43,66	197.468	294.258	49,02
BRAZIL	2.551.515	1.873.484	-26,57	6.794.262	5.501.913	-19,02
COLOMBIA	892.750	385.992	-56,76	2.740.483	1.393.610	-49,15
BOLIVIA	74.266	7.486	-89,92	184.311	21.706	-88,22
URUGUAY	19.628	47.167	140,31	69.113	140.632	103,48
PARAGUAY	67.550	20.371	-69,84	242.985	61.441	-74,71
ECUADOR	57.489	62.295	8,36	179.510	199.176	10,96
PERU	91.352	87.519	-4,20	302.292	323.372	6,97
PUERTO RICO	350.896	229.926	-34,47	1.051.252	727.106	-30,83
BELIZE	38.338	37.539	-2,08	103.096	114.860	11,41
DOMINICAN REPUBLIC	62.244	115.366	85,35	222.732	414.113	85,92
EL SALVADOR	76.982	10.780	-86,00	192.361	37.265	-80,63
COSTA RICA	48.900	121.737	148,95	142.445	399.667	180,58
HAITI	10.405	-	-	30.010	-	-
GUADELOUPE	-	14.759	-	-	41.532	-
UNITED KINGDOM	1.746.147	2.218.775	27,07	5.719.263	7.558.119	32,15
NETHERLANDS	3.123.951	2.336.677	-25,20	17.366.509	13.459.861	-22,50
FRANCE	674.713	737.847	9,36	2.481.682	2.950.732	18,90
GERMANY, FED. REP. OF	2.188.099	3.118.741	42,53	11.733.509	15.490.168	32,02
AUSTRIA	8.285	8	-99,90	31.849	41	-99,87
BELGIUM	320.071	275.693	-13,86	977.214	939.911	-3,82
SWITZERLAND	16.925	18.894	11,63	67.553	83.037	22,92
LUXEMBOURG	-	207	-	-	629	-
DENMARK	64.247	67.704	5,38	173.971	204.753	17,69
NORWAY	42.352	-	-	138.088	-	-
SWEDEN	335.382	343.401	2,39	911.028	1.074.608	17,96
FINLAND	187.537	127.643	-31,94	584.190	428.263	-26,69

https://www.bps.go.id

TABEL 6. PERKEMBANGAN EKSPOR INDONESIA MENURUT KOMODITI DAN NEGARA TUJUAN
JANUARI - MARET 2021 DAN 2022

KOMODITI / NEGARA TUJUAN	BERAT BERSIH (KG)		PERUB	NILAI FOB (US $)		PERUB
	JAN-MAR 2021	JAN-MAR 2022	%	JAN-MAR 2021	JAN-MAR 2022	%
(1)	(2)	(3)	(4)	(5)	(6)	(7)
IRELAND	31.557	45.039	42,72	122.926	145.333	18,23
ITALY	1.764.200	2.830.404	60,44	6.285.169	10.323.987	64,26
SPAIN	720.143	742.948	3,17	2.361.146	2.804.987	18,80
PORTUGAL	70.826	102.999	45,43	202.967	404.932	99,51
ICELAND	7.986	8.308	4,03	23.187	28.280	21,96
GREECE	255.338	361.836	41,71	887.850	1.241.437	39,83
HUNGARY	69.381	20.537	-70,40	198.723	55.860	-71,89
POLAND	1.311.811	1.058.942	-19,28	3.860.522	3.231.990	-16,28
ROMANIA	2.695.277	2.670.177	-0,93	8.132.036	8.306.408	2,14
BULGARIA	72.497	94.015	29,68	372.289	625.593	68,04
ARMENIA	-	1.639	-	-	9.383	-
BELARUS	15.628	-	-	46.615	-	-
KAZAKHSTAN	10.191	-	-	28.821	-	-
MOLDOVA, REPUBLIC OF	8.907	-	-	28.846	-	-
UKRAINE	283.495	58.460	-79,38	868.538	204.265	-76,48
LITHUANIA	19.632	13.156	-32,99	77.330	50.401	-34,82
LATVIA	181.619	377.594	107,90	504.786	1.126.055	123,08
GEORGIA	10.032	-	-	31.350	-	-
CROATIA	115.202	176.636	53,33	261.026	458.611	75,70
SLOVAKIA	-	9.521	-	-	21.188	-
SLOVENIA	122.359	238.170	94,65	356.950	745.795	108,94
CZECH REPUBLIC	34.115	53.603	57,12	130.427	184.958	41,81
RUSSIA FEDERATION	491.306	439.015	-10,64	1.319.833	1.459.823	10,61
SERBIA	27.214	-	-	72.465	-	-
BARANG PLASTIK LEMBARAN	**82.071.028**	**83.222.981**	**1,40**	**204.732.916**	**233.201.361**	**13,91**
JAPAN	18.076.140	23.104.763	27,82	49.345.034	65.693.398	33,13
HONG KONG	81.188	160.701	97,94	276.189	500.093	81,07
KOREA, REPUBLIC OF	6.080.556	5.956.325	-2,04	12.140.444	13.150.904	8,32
TAIWAN	1.496.004	1.411.324	-5,66	2.768.074	3.080.620	11,29
CHINA	3.185.056	2.325.520	-26,99	7.815.961	6.296.875	-19,44
PAPUA NEW GUINEA	9.610	105	-98,91	19.641	1.796	-90,86
THAILAND	5.364.756	3.979.634	-25,82	13.086.320	11.502.377	-12,10
SINGAPORE	1.395.219	910.877	-34,71	4.203.736	2.809.775	-33,16
PHILIPPINES	5.091.304	4.761.376	-6,48	12.001.238	12.600.917	5,00
MALAYSIA	3.091.138	3.152.324	1,98	8.506.376	9.782.967	15,01
MYANMAR	298.972	151.708	-49,26	467.013	509.636	9,13
CAMBODIA	10.187	19.829	94,66	31.479	50.856	61,56
BRUNEI DARUSSALAM	372	-	-	220	-	-
NEPAL	39.480	-	-	152.504	-	-
VIET NAM	4.433.953	3.972.653	-10,40	10.316.268	10.330.750	0,14
MALDIVES	5.864	443	-92,45	35.184	2.225	-93,67
INDIA	2.276.597	2.864.954	25,84	6.017.570	7.311.058	21,50
PAKISTAN	166.875	145.643	-12,72	605.211	626.856	3,58
BANGLADESH	1.336.201	2.164.554	61,99	2.552.079	4.238.385	66,08
SRI LANKA	711.903	828.806	16,42	1.354.464	1.790.867	32,22
IRAN (ISLAMIC REPUBLIC OF)	-	18.318	-	-	41.216	-
SAUDI ARABIA	2.137.435	2.290.208	7,15	5.812.187	7.502.747	29,09
ISRAEL	89.857	47.247	-47,42	232.971	149.946	-35,64
KUWAIT	39.758	48.101	20,98	107.581	144.909	34,70
JORDAN	494	25.250	5.012,20	1.533	73.740	4.709,26
LEBANON	88.933	57.862	-34,94	185.224	177.326	-4,26
YEMEN	-	5	-	-	20	-
OMAN	74.040	49.805	-32,73	206.022	153.150	-25,66
SYRIA ARAB REPUBLIC	304.985	150.595	-50,62	899.610	523.832	-41,77
TURKEY	653.152	370.760	-43,24	1.616.164	1.223.459	-24,30
UNITED ARAB EMIRATES	887.569	701.493	-20,96	2.331.424	1.979.479	-15,10
QATAR	151.209	107.753	-28,74	435.597	330.797	-24,06
BAHRAIN	-	11.193	-	-	32.741	-
EGYPT	273.086	427.544	56,56	763.213	1.211.365	58,72
LIBYAN ARAB JAMAHIRIYA	-	2.425	-	-	8.079	-
MOROCCO	167.474	195.061	16,47	453.921	614.765	35,43
TUNISIA	31.154	-	-	85.209	-	-
ALGERIA	397	75.785	18.986,61	11.622	112.998	872,29
SUDAN	192.984	236.993	22,80	605.765	835.595	37,94
ETHIOPIA	72.201	24.801	-65,65	194.987	81.906	-57,99
TANZANIA, UNITED REP. OF	89.637	224.510	150,46	273.128	570.360	108,83
MADAGASCAR	8.063	1.184	-85,31	2.844	4.768	67,61
KENYA	261.449	186.674	-28,60	753.613	574.305	-23,79
BOTSWANA	-	9.864	-	-	29.139	-
GHANA	56.095	7.524	-86,59	139.317	38.640	-72,26
LIBERIA	112	210	87,50	452	848	87,50
ANGOLA	-	11.148	-	-	32.161	-
CONGO	5.774	154	-97,33	565	622	10,00
CAMEROON	24.786	24.786	0,00	57.860	79.448	37,31
NIGERIA	394.190	599.452	52,07	941.147	1.195.582	27,03
SENEGAL	210	123.361	58.643,30	848	246.860	29.028,04
MAURITANIA	-	14.043	-	-	9.947	-
MALI	504	-	-	2.034	-	-
BENIN	-	24.786	-	-	79.448	-
SEYCHELLES	2	-	-	365	-	-
UGANDA	33.802	11.290	-66,60	91.258	32.234	-64,68
DJIBOUTI	482	1.254	160,30	3.564	10.244	187,43
SOUTH AFRICA	854.617	1.795.604	110,11	2.154.207	4.147.432	92,53
BURUNDI	11.347	23.013	102,82	30.222	65.526	116,82

https://www.bps.go.id

TABEL 6. PERKEMBANGAN EKSPOR INDONESIA MENURUT KOMODITI DAN NEGARA TUJUAN
JANUARI - MARET 2021 DAN 2022

KOMODITI / NEGARA TUJUAN	BERAT BERSIH (KG)		PERUB	NILAI FOB (US $)		PERUB
	JAN-MAR 2021	JAN-MAR 2022	%	JAN-MAR 2021	JAN-MAR 2022	%
(1)	(2)	(3)	(4)	(5)	(6)	(7)
MAURITIUS	39.986	1.076	-97,31	78.522	3.802	-95,16
DEMOCRATIC REP. OF THE CONGO	11.367	34.193	200,80	30.697	97.684	218,22
AUSTRALIA	4.891.266	4.845.991	-0,93	12.979.519	14.359.761	10,63
NEW ZEALAND	883.439	912.031	3,24	2.266.564	2.620.254	15,60
FIJI	9.165	-	-	19.627	-	-
SOLOMON ISLANDS	-	162	-	-	840	-
TOKELAU	8.029	-	-	24.654	-	-
EAST TIMOR	8.151	52.902	549,00	7.345	124.044	1.588,75
UNITED STATES	9.273.011	7.758.828	-16,33	22.372.539	23.549.594	5,26
CANADA	354.456	230.527	-34,96	1.014.496	750.737	-26,00
MEXICO	170.930	628.893	267,92	421.506	1.952.861	363,31
GUATEMALA	170.837	51.683	-69,75	467.548	162.408	-65,26
HONDURAS	20.250	-	-	52.886	-	-
PANAMA	0	-	-	5	-	-
CHILE	34.446	154.994	349,96	82.152	398.601	385,20
ARGENTINA	-	1.315	-	-	737.180	-
BRAZIL	244.258	511.363	109,35	637.147	1.699.775	166,78
COLOMBIA	7.549	80.895	971,56	22.270	232.321	943,19
PARAGUAY	82.866	60.713	-26,73	205.523	149.515	-27,25
ECUADOR	11.860	141	-98,81	29.668	11.837	-60,10
PERU	268.633	211.673	-21,20	508.557	581.118	14,27
PUERTO RICO	18.121	-	-	69.928	-	-
COSTA RICA	9.572	3.656	-61,80	117.183	59.155	-49,52
FRENCH POLYNESIA	48	-	-	418	-	-
UNITED KINGDOM	785.537	613.317	-21,92	1.873.672	1.764.355	-5,83
NETHERLANDS	328.692	161.337	-50,92	1.078.421	642.734	-40,40
FRANCE	79.184	45.021	-43,14	198.831	238.565	19,98
GERMANY, FED. REP. OF	277.999	734.048	164,05	838.280	2.631.723	213,94
AUSTRIA	157	1	-99,48	1.431	0	-99,98
BELGIUM	1.337.340	67.642	-94,94	1.826.827	245.193	-86,58
SWITZERLAND	40.670	16.347	-59,81	241.612	117.260	-51,47
DENMARK	22.294	4.757	-78,66	45.010	54.416	20,90
NORWAY	67.345	186.383	176,76	164.742	393.731	139,00
SWEDEN	102.419	1.921	-98,12	145.347	33.534	-76,93
FINLAND	33.155	23.350	-29,57	88.342	67.548	-23,54
IRELAND	155.632	104.339	-32,96	293.763	230.762	-21,45
ITALY	820.374	470.375	-42,66	2.002.628	1.343.672	-32,90
SPAIN	230.359	199.684	-13,32	530.575	579.704	9,26
PORTUGAL	135.312	127.734	-5,60	404.863	443.561	9,56
GREECE	68.425	131.113	91,61	157.795	490.288	210,71
HUNGARY	-	666	-	-	115.260	-
POLAND	727.555	654.033	-10,11	2.359.332	2.549.560	8,06
ROMANIA	22.251	-	-	52.106	-	-
BULGARIA	-	11.216	-	-	34.086	-
ARMENIA	47.870	48.662	1,65	143.600	153.199	6,68
AZERBAIJAN	38.989	24.717	-36,60	106.961	75.361	-29,54
UKRAINE	48.551	-	-	132.863	-	-
ESTONIA	107	-	-	4.995	-	-
GEORGIA	4.072	164.470	3.938,86	9.368	370.559	3.855,53
SLOVAKIA	37.166	33.403	-10,12	280.084	198.397	-29,17
SLOVENIA	20.302	-	-	71.764	-	-
CZECH REPUBLIC	217	61	-72,09	5.150	1.285	-75,05
RUSSIA FEDERATION	63.638	45.755	-28,10	176.340	339.138	92,32
BARANG DARI PLASTIK UNTUK PENGEMASAN	**36.434.096**	**36.524.999**	**0,25**	**75.385.897**	**92.554.327**	**22,77**
JAPAN	19.676.531	20.442.205	3,89	30.168.343	36.483.139	20,93
HONG KONG	104.400	45.559	-56,36	151.953	66.313	-56,36
KOREA, REPUBLIC OF	128.226	191.281	49,17	692.689	1.143.349	65,06
TAIWAN	692.829	167.369	-75,84	1.830.529	960.950	-47,50
CHINA	143.321	340.764	137,76	388.741	1.136.895	192,46
MONGOLIA	-	4	-	-	686	-
PAPUA NEW GUINEA	905.376	703.566	-22,29	1.453.234	1.109.743	-23,64
THAILAND	404.924	529.337	30,73	1.960.010	2.310.174	17,87
SINGAPORE	4.069.488	3.878.019	-4,71	9.033.856	11.573.985	28,12
PHILIPPINES	430.383	216.736	-49,64	1.000.133	1.014.260	1,41
MALAYSIA	545.162	407.301	-25,29	2.130.471	1.938.039	-9,03
MYANMAR	-	28.158	-	-	164.548	-
CAMBODIA	-	7.614	-	-	38.124	-
BRUNEI DARUSSALAM	94.215	113.761	20,75	114.141	156.479	37,09
LAO PEOPLE'S DEM. REP.	30	89	196,18	387	269	-30,48
NEPAL	229	2.034	790,08	1.350	26.451	1.858,85
VIET NAM	544.964	561.823	3,09	1.285.493	1.409.754	9,67
MALDIVES	61.911	103.754	67,59	103.272	235.062	127,61
INDIA	26.572	32.834	23,57	183.307	383.346	109,13
PAKISTAN	20.622	30.303	46,95	156.665	150.400	-4,00
BANGLADESH	14.432	29.837	106,75	59.203	155.758	163,09
SRI LANKA	2.284	9.383	310,75	7.042	22.907	225,28
IRAQ	-	75	-	-	4.748	-
SAUDI ARABIA	10.557	63.717	503,55	22.663	300.687	1.226,77
ISRAEL	93.314	-	-	158.091	-	-
KUWAIT	161	-	-	727	-	-
YEMEN	94.776	-	-	203.836	-	-
TURKEY	5.081	226	-95,55	13.587	3.338	-75,43
UNITED ARAB EMIRATES	108.603	240.930	121,85	913.164	1.389.964	52,21
QATAR	3.011	14.410	378,65	18.239	52.975	190,45

https://www.bps.go.id

TABEL 6. PERKEMBANGAN EKSPOR INDONESIA MENURUT KOMODITI DAN NEGARA TUJUAN
JANUARI - MARET 2021 DAN 2022

KOMODITI / NEGARA TUJUAN	BERAT BERSIH (KG)		PERUB	NILAI FOB (US $)		PERUB
	JAN-MAR 2021	JAN-MAR 2022	%	JAN-MAR 2021	JAN-MAR 2022	%
(1)	(2)	(3)	(4)	(5)	(6)	(7)
BAHRAIN	1.256	280	-77,72	4.042	1.693	-58,11
EGYPT	-	110.178	-	-	47.752	-
ALGERIA	230	0	-99,99	11.015	1.761	-84,01
SUDAN	641	2.431	279,09	339	1.091	221,93
ETHIOPIA	1.248	-	-	1.989	-	-
TANZANIA, UNITED REP. OF	980	749	-23,57	455	7.040	1.446,65
MADAGASCAR	34.872	65.041	86,51	120.411	271.651	125,60
SOMALIA	722.887	848.371	17,36	1.175.366	1.772.014	50,76
KENYA	216.687	1.184	-99,45	20.121	8.701	-56,76
REUNION	239	141	-41,00	682	349	-48,76
MOZAMBIQUE	0	4.767	47.673.900,00	104	7.488	7.099,97
TOGO	18	94	422,22	154	94	-39,12
GHANA	34.589	12.898	-62,71	191.037	67.445	-64,70
LIBERIA	10.500	25.200	140,00	37.074	88.977	140,00
GUINEA	11.949	-	-	1.408	-	-
ANGOLA	0	0	-80,00	130	151	16,15
CONGO	6.864	8.237	20,01	31.727	29.296	-7,66
NIGERIA	37.298	17.461	-53,18	33.793	43.421	28,49
GABON	-	42	-	-	1.269	-
SENEGAL	59.621	12.556	-78,94	75.113	53.595	-28,65
MAURITANIA	-	559	-	-	5.820	-
MALI	74.282	-	-	267.064	-	-
SEYCHELLES	2.698	-	-	11.568	-	-
NIGER	1.340	-	-	6.633	-	-
DJIBOUTI	-	2.258	-	-	9.693	-
SOUTH AFRICA	227	15.244	6.605,02	3.726	20.630	453,70
MAURITIUS	174	-	-	2.400	-	-
AUSTRALIA	472.137	449.036	-4,89	1.669.943	1.594.841	-4,50
NEW ZEALAND	17.589	5.589	-68,22	18.315	34.359	87,61
MICRONESIA, FED. STATES OF	-	5.520	-	-	2.907	-
NEW CALEDONIA	-	421	-	-	1.854	-
NORTHERN MARIANA ISLANDS	57	-	-	511	-	-
WALLIS AND FUTUNA ISLANDS	-	140	-	-	240	-
FIJI	67.343	94.782	40,75	98.420	142.525	44,81
KIRIBATI	558	-	-	1.277	-	-
SAMOA	150	-	-	150	-	-
SOLOMON ISLANDS	32	1.012	3.019,61	226	1.000	342,48
EAST TIMOR	255.335	257.213	0,74	388.328	366.677	-5,58
UNITED STATES	2.369.670	2.240.978	-5,43	7.810.342	10.622.136	36,00
CANADA	112.378	68.451	-39,09	421.455	376.965	-10,56
MEXICO	20.272	9.055	-55,33	367.904	133.819	-63,63
NICARAGUA	-	3.840	-	-	30.211	-
PANAMA	400	-	-	300	-	-
ARGENTINA	12.843	345.397	2.589,30	265.550	336.337	26,66
BRAZIL	352.108	486.848	38,27	1.172.907	1.775.124	51,34
COLOMBIA	12.825	5.053	-60,60	165.883	82.208	-50,44
URUGUAY	66.621	69.962	5,02	100.397	126.985	26,48
ECUADOR	-	237	-	-	13.737	-
JAMAICA	77.820	76.817	-1,29	156.819	190.924	21,75
EL SALVADOR	-	9.950	-	-	38.117	-
HAITI	6.712	7.644	13,88	23.274	22.438	-3,59
UNITED KINGDOM	1.596.420	1.531.705	-4,05	2.542.325	2.626.816	3,32
NETHERLANDS	183.840	83.793	-54,42	325.006	274.439	-15,56
FRANCE	245.778	292.005	18,81	2.337.325	3.436.396	47,02
GERMANY, FED. REP. OF	615.181	552.164	-10,24	1.257.297	1.334.641	6,15
BELGIUM	154.848	81.851	-47,14	388.622	287.481	-26,03
SWITZERLAND	28.857	18.197	-36,94	81.590	54.943	-32,66
DENMARK	35.055	3.774	-89,23	59.352	51.082	-13,93
NORWAY	-	13	-	-	270	-
SWEDEN	28.714	22.784	-20,65	55.775	47.290	-15,21
FINLAND	126	9	-92,50	1.065	430	-59,62
IRELAND	47.180	44.068	-6,60	89.242	108.769	21,88
ITALY	90.130	102.981	14,26	504.402	1.965.364	289,64
SPAIN	1.556	1.683	8,18	8.808	6.993	-20,61
PORTUGAL	-	45	-	-	235	-
HUNGARY	2.456	2.225	-9,43	12.520	11.122	-11,17
POLAND	130.878	140.952	7,70	895.678	861.850	-3,78
ROMANIA	-	112.559	-	-	532.233	-
LITHUANIA	25.025	-	-	41.295	-	-
ESTONIA	2.725	1.084	-60,22	43.657	27.317	-37,43
SLOVAKIA	-	21.358	-	-	48.499	-
CZECH REPUBLIC	401	24.547	6.017,97	32.310	49.445	53,03
RUSSIA FEDERATION	73	60.480	83.205,79	149	263.035	176.925,31
BARANG DARI KARET UNTUK KEPERLUAN INDUSTRI	**10.207.658**	**9.186.322**	**-10,01**	**36.735.152**	**36.431.788**	**-0,83**
JAPAN	400.918	284.783	-28,97	3.747.885	2.194.188	-41,46
HONG KONG	20.456	21.809	6,62	789.016	744.728	-5,61
KOREA, REPUBLIC OF	36.222	15.077	-58,38	65.543	46.207	-29,50
TAIWAN	188.370	227.570	20,81	343.760	244.328	-28,92
CHINA	2.358.273	140.489	-94,04	6.398.513	1.459.692	-77,19
THAILAND	132.605	81.708	-38,38	1.389.755	957.089	-31,13
SINGAPORE	235.928	222.576	-5,66	2.229.262	1.881.569	-15,60
PHILIPPINES	312	3.436	1.001,15	6.658	27.114	307,24
MALAYSIA	15.879	35.153	121,37	133.529	299.097	123,99
MYANMAR	-	18.806	-	-	66.538	-

https://www.bps.go.id

TABEL 6. PERKEMBANGAN EKSPOR INDONESIA MENURUT KOMODITI DAN NEGARA TUJUAN
JANUARI - MARET 2021 DAN 2022

KOMODITI / NEGARA TUJUAN	BERAT BERSIH (KG)		PERUB	NILAI FOB (US $)		PERUB
	JAN-MAR 2021	JAN-MAR 2022	%	JAN-MAR 2021	JAN-MAR 2022	%
(1)	(2)	(3)	(4)	(5)	(6)	(7)
CAMBODIA	-	59	-	-	69	-
BRUNEI DARUSSALAM	4	-	-	730	-	-
VIET NAM	4.551.350	5.143.799	13,02	12.735.545	15.742.232	23,61
MALDIVES	-	13	-	-	233	-
INDIA	896.425	1.076.692	20,11	1.838.489	2.327.239	26,58
PAKISTAN	82.950	26.073	-68,57	160.766	65.335	-59,36
BANGLADESH	17.933	9.634	-46,28	82.745	49.338	-40,37
SRI LANKA	27.705	44.750	61,52	112.328	155.733	38,64
SAUDI ARABIA	75.115	53.882	-28,27	232.840	128.508	-44,81
JORDAN	1.777	-	-	22.806	-	-
LEBANON	25.210	-	-	40.719	-	-
YEMEN	673	-	-	1.511	-	-
SYRIA ARAB REPUBLIC	19.275	6.825	-64,59	109.649	58.848	-46,33
TURKEY	68.162	111.200	63,14	432.871	614.273	41,91
UNITED ARAB EMIRATES	84.011	59.121	-29,63	474.145	333.575	-29,65
QATAR	116.235	7.506	-93,54	206.228	11.069	-94,63
EGYPT	21.882	7.341	-66,45	40.741	33.540	-17,68
ALGERIA	-	76.579	-	-	144.533	-
TANZANIA, UNITED REP. OF	7.414	10.682	44,07	44.745	56.600	26,49
KENYA	-	2.000	-	-	5.000	-
NIGERIA	2.650	-	-	32.681	-	-
SIERRA LEONE	4	-	-	46	-	-
SOUTH AFRICA	35.560	57.198	60,85	60.891	105.323	72,97
AUSTRALIA	80.645	199.408	147,27	102.662	365.653	256,17
SOLOMON ISLANDS	-	3	-	-	220	-
EAST TIMOR	23.794	21.735	-8,66	112.109	93.017	-17,03
UNITED STATES	307.058	687.588	123,93	2.434.796	5.004.130	105,53
CANADA	3.578	42.893	1.098,96	19.546	180.697	824,46
MEXICO	70.178	57.534	-18,02	266.437	269.717	1,23
GUATEMALA	16.491	-	-	33.232	-	-
CHILE	5.760	8.516	47,84	66.008	15.190	-76,99
VENEZUELA	2.217	-	-	24.816	-	-
ARGENTINA	46.983	74.122	57,76	86.614	161.072	85,96
COLOMBIA	1.585	24.539	1.448,42	10.958	51.108	366,41
BOLIVIA	61.007	26.843	-56,00	174.516	55.138	-68,41
ECUADOR	3.892	-	-	32.355	-	-
PERU	42.009	90.687	115,88	338.265	721.829	113,39
UNITED KINGDOM	-	13	-	-	1.756	-
NETHERLANDS	41	61	49,51	1.204	6.709	457,21
FRANCE	89	36	-59,32	607	215	-64,50
GERMANY, FED. REP. OF	58.202	66.021	13,43	806.175	707.411	-12,25
BELGIUM	9	31	232,90	1.053	251	-76,12
ITALY	35.595	73.860	107,50	158.003	606.592	283,91
SPAIN	13.073	19.624	50,11	114.139	148.961	30,51
PORTUGAL	-	200	-	-	1.590	-
GREECE	-	40	-	-	1.350	-
POLAND	9.091	7.025	-22,73	155.945	106.676	-31,59
ROMANIA	-	20.355	-	-	40.703	-
ALBANIA	2.496	-	-	49.426	-	-
SLOVAKIA	-	23	-	-	312	-
RUSSIA FEDERATION	569	20.406	3.485,97	11.892	139.493	1.073,04
BARANG PLASTIK LAINNYA	**6.690.792**	**6.023.239**	**-9,98**	**51.299.685**	**46.757.019**	**-8,86**
JAPAN	2.051.785	1.672.361	-18,49	11.955.089	10.226.121	-14,46
HONG KONG	45.491	60.845	33,75	794.967	775.097	-2,50
KOREA, REPUBLIC OF	39.692	32.247	-18,76	531.576	484.640	-8,83
TAIWAN	30.214	63.254	109,35	485.069	980.462	102,13
CHINA	135.712	28.723	-78,84	1.151.659	511.985	-55,54
PAPUA NEW GUINEA	859	579	-32,61	5.266	12.596	139,18
THAILAND	120.735	206.142	70,74	1.586.805	1.646.549	3,77
SINGAPORE	889.478	1.003.055	12,77	10.675.765	11.026.320	3,28
PHILIPPINES	95.486	59.377	-37,82	1.187.810	1.012.343	-14,77
MALAYSIA	324.830	126.088	-61,18	2.315.387	1.810.091	-21,82
MYANMAR	6.925	7.669	10,75	88.647	80.558	-9,12
CAMBODIA	32	90	184,20	720	2.951	309,91
BRUNEI DARUSSALAM	2.757	14.153	413,40	11.467	26.251	128,92
VIET NAM	141.883	108.327	-23,65	1.665.809	1.290.062	-22,56
MALDIVES	1.627	2.687	65,14	14.410	32.273	123,96
INDIA	57.451	33.628	-41,47	1.079.782	796.729	-26,21
PAKISTAN	6.493	9.826	51,33	101.919	107.817	5,79
BANGLADESH	4.545	16	-99,64	2.091	9.485	353,54
SRI LANKA	2.895	23	-99,22	690	9.450	1.268,79
IRAQ	-	2	-	-	386	-
IRAN (ISLAMIC REPUBLIC OF)	-	22.801	-	-	52.894	-
SAUDI ARABIA	6.995	13.300	90,14	18.008	27.659	53,59
ISRAEL	1.120	300	-73,21	2.880	715	-75,18
KUWAIT	-	20	-	-	149	-
PALESTINA	44	-	-	309	-	-
TURKEY	50.073	28.793	-42,50	634.082	490.033	-22,72
UNITED ARAB EMIRATES	9.915	3.688	-62,80	63.770	21.280	-66,63
QATAR	80	13.785	17.096,54	210	50.319	23.861,23
BAHRAIN	10	-	-	43	-	-
CYPRUS	-	195	-	-	472	-
EGYPT	19.107	19.671	2,96	84.477	336.514	298,35
LIBYAN ARAB JAMAHIRIYA	0	-	-	1	-	-

https://www.bps.go.id

TABEL 6. PERKEMBANGAN EKSPOR INDONESIA MENURUT KOMODITI DAN NEGARA TUJUAN
JANUARI - MARET 2021 DAN 2022

KOMODITI / NEGARA TUJUAN	BERAT BERSIH (KG)		PERUB	NILAI FOB (US $)		PERUB
	JAN-MAR 2021	JAN-MAR 2022	%	JAN-MAR 2021	JAN-MAR 2022	%
(1)	(2)	(3)	(4)	(5)	(6)	(7)
MOROCCO	-	499	-	-	13.994	-
ALGERIA	77.218	4	-100,00	1.854.974	447	-99,98
SUDAN	887	159	-82,06	866	1.011	16,78
ETHIOPIA	4.029	-	-	1.165	-	-
TANZANIA, UNITED REP. OF	-	2.700	-	-	819	-
MADAGASCAR	5.469	4.896	-10,48	19.446	18.163	-6,59
SOMALIA	310.776	334.624	7,67	491.858	575.092	16,92
KENYA	30	-	-	125	-	-
REUNION	2.339	16.310	597,29	15.679	65.326	316,66
TOGO	9.064	5.210	-42,52	37.394	23.062	-38,33
GUINEA	34	-	-	40	-	-
ANGOLA	1	-	-	2	-	-
NIGERIA	42.569	10	-99,98	46.170	14.798	-67,95
COTE D'IVOIRE	1.270	2.741	115,83	5.253	13.018	147,84
SENEGAL	-	3.004	-	-	15.539	-
MAURITANIA	1	904	90.295,00	40	122.355	303.276,31
MALI	37	-	-	296	-	-
BENIN	5.720	-	-	23.837	-	-
SEYCHELLES	44	127	188,64	760	9.275	1.120,36
UGANDA	216	-	-	933	-	-
CENTRAL AFRICAN REPUBLIC	-	86	-	-	327	-
DJIBOUTI	-	152	-	-	780	-
SOUTH AFRICA	19.723	16.650	-15,58	253.387	290.802	14,77
ZAMBIA	3	-	-	15	-	-
MAURITIUS	2	330	19.297,65	12	7.317	58.455,92
MAYOTTE	182	-	-	1.660	-	-
AUSTRALIA	235.527	245.261	4,13	1.044.430	918.021	-12,10
NEW ZEALAND	7.650	4.572	-40,24	23.240	22.832	-1,75
GUAM	17	-	-	356	-	-
NEW CALEDONIA	961	2.435	153,38	3.065	6.303	105,61
NORTHERN MARIANA ISLANDS	75	30	-60,00	730	714	-2,19
WALLIS AND FUTUNA ISLANDS	-	8	-	-	105	-
FIJI	2.442	649	-73,43	5.207	3.570	-31,44
KIRIBATI	100	1.766	1.666,28	800	12.349	1.443,59
SOLOMON ISLANDS	5.741	2.803	-51,18	6.256	6.540	4,55
TONGA	22	-	-	39	-	-
EAST TIMOR	160.340	242.485	51,23	173.673	271.843	56,53
UNITED STATES	308.932	333.282	7,88	3.803.638	4.236.813	11,39
CANADA	25.066	6.059	-75,83	351.350	95.588	-72,79
MEXICO	25.868	6.182	-76,10	394.455	283.686	-28,08
GUATEMALA	15	-	-	625	-	-
PANAMA	-	3	-	-	163	-
CHILE	1.169	3.511	200,38	6.792	10.090	48,56
ARGENTINA	1.879	3.140	67,09	20.336	22.350	9,90
BRAZIL	8.975	9.786	9,03	143.063	216.206	51,13
COLOMBIA	559	949	69,74	8.879	20.946	135,89
URUGUAY	26.043	22.509	-13,57	365.231	385.686	5,60
PARAGUAY	22.715	29.415	29,50	292.230	358.651	22,73
ECUADOR	340	1.113	227,38	2.215	42.330	1.811,08
PERU	19	-	-	482	-	-
GUYANA	-	1	-	-	682	-
PUERTO RICO	30	53	76,67	174	900	417,51
DOMINICAN REPUBLIC	348	120	-65,52	6.409	882	-86,24
EL SALVADOR	-	338	-	-	2.201	-
COSTA RICA	1.491	950	-36,30	16.772	3.359	-79,98
HAITI	55	-	-	424	-	-
ANTIGUA AND BARBUDA	-	9	-	-	49	-
ARUBA	-	577	-	-	670	-
CAYMAN ISLANDS	-	662	-	-	11.992	-
FRENCH POLYNESIA	746	225	-69,91	6.062	1.091	-82,00
MARTINIQUE	650	387	-40,46	1.006	809	-19,63
GUADELOUPE	550	529	-3,91	6.667	4.629	-30,57
VIRGIN ISLANDS (BRITISH)	92	180	95,65	1.378	2.940	113,33
U.S. VIRGIN ISLANDS	-	612	-	-	1.063	-
UNITED KINGDOM	130.956	98.789	-24,56	1.309.495	1.594.738	21,78
NETHERLANDS	593.317	604.258	1,84	1.505.196	1.735.435	15,30
FRANCE	133.035	175.370	31,82	524.922	654.100	24,61
GERMANY, FED. REP. OF	86.334	56.896	-34,10	1.292.482	1.200.846	-7,09
AUSTRIA	1.077	1.053	-2,25	38.028	44.917	18,12
BELGIUM	22.515	8.356	-62,89	90.961	120.302	32,26
SWITZERLAND	435	353	-18,84	28.760	8.881	-69,12
DENMARK	64.704	51.374	-20,60	177.385	162.693	-8,28
NORWAY	46.365	67	-99,86	111.083	2.713	-97,56
SWEDEN	35.639	1.022	-97,13	100.632	22.986	-77,16
FINLAND	4.446	16.370	268,21	41.698	59.701	43,17
IRELAND	92	77	-15,69	3.445	3.621	5,13
ITALY	78.522	39.781	-49,34	688.823	353.142	-48,73
SPAIN	19.392	38.691	99,51	70.595	216.709	206,97
PORTUGAL	15.215	59.463	290,81	103.627	262.191	153,01
GREECE	6.012	3.232	-46,24	15.830	35.112	121,81
HUNGARY	14	-	-	9	-	-
POLAND	22.424	1.957	-91,27	229.089	74.165	-67,63
ROMANIA	4.950	1.421	-71,28	20.985	43.104	105,40
BULGARIA	-	232	-	-	632	-
ALBANIA	-	176	-	-	1.096	-

https://www.bps.go.id

TABEL 6. PERKEMBANGAN EKSPOR INDONESIA MENURUT KOMODITI DAN NEGARA TUJUAN
JANUARI - MARET 2021 DAN 2022

KOMODITI / NEGARA TUJUAN	BERAT BERSIH (KG)		PERUB	NILAI FOB (US $)		PERUB
	JAN-MAR 2021	JAN-MAR 2022	%	JAN-MAR 2021	JAN-MAR 2022	%
(1)	(2)	(3)	(4)	(5)	(6)	(7)
UKRAINE	49	-	-	6.038	-	-
LITHUANIA	7.487	60	-99,21	83.277	224	-99,73
CROATIA	-	7.540	-	-	39.498	-
MALTA	131	1.070	716,79	2.187	8.222	276,00
SLOVAKIA	448	-	-	27.428	-	-
SLOVENIA	519	2.467	375,34	5.284	10.366	96,18
CZECH REPUBLIC	30.047	463	-98,46	686.339	65.115	-90,51
REP. OF MACEDONIA	-	898	-	-	12.707	-
RUSSIA FEDERATION	22.400	11.152	-50,21	237.488	83.426	-64,87
PIPA PLASTIK DAN PERLENGKAPANNYA	**2.899.318**	**3.626.401**	**25,08**	**13.442.206**	**15.128.509**	**12,54**
JAPAN	695.636	661.305	-4,94	4.380.233	3.208.199	-26,76
HONG KONG	3	47	1.378,44	26	748	2.778,73
KOREA, REPUBLIC OF	418.045	552.659	32,20	1.426.837	2.523.010	76,83
TAIWAN	1.023	79.149	7.639,94	2.095	103.008	4.816,96
CHINA	50.096	1.451	-97,10	313.730	43.385	-86,17
THAILAND	117.549	267.739	127,77	196.937	554.765	181,70
SINGAPORE	85.932	36.728	-57,26	570.119	165.474	-70,98
PHILIPPINES	1.938	225.659	11.541,41	17.868	544.677	2.948,29
MALAYSIA	42.183	50.506	19,73	297.166	177.534	-40,26
MYANMAR	2	-	-	100	-	-
CAMBODIA	5	-	-	9	-	-
VIET NAM	14.164	11.802	-16,67	317.047	257.100	-18,91
MALDIVES	450	50	-88,89	3.103	1.606	-48,24
INDIA	120.889	171.349	41,74	1.189.606	2.133.664	79,36
PAKISTAN	1	-	-	1	-	-
BANGLADESH	1.415	176	-87,53	4.692	10.119	115,68
SAUDI ARABIA	43.357	55.432	27,85	28.674	73	-99,74
KUWAIT	25.146	5.569	-77,85	80.586	27.300	-66,12
OMAN	-	3.678	-	-	26.128	-
UNITED ARAB EMIRATES	28.421	4	-99,99	103.859	1.107	-98,93
QATAR	5.359	-	-	18.851	-	-
EGYPT	-	4.234	-	-	17.629	-
KENYA	-	3.149	-	-	12.344	-
GHANA	-	20.960	-	-	77.255	-
GUINEA	2	-	-	5	-	-
ANGOLA	2.670	2.670	0,00	10.152	11.869	16,92
NIGERIA	8.374	34.211	308,53	53.592	196.541	266,74
SOUTH AFRICA	12.521	4.528	-63,83	35.416	14.537	-58,95
MALAWI	-	3.193	-	-	10.224	-
AUSTRALIA	218.264	114.124	-47,71	1.026.706	581.372	-43,37
NEW ZEALAND	26.335	7.907	-69,98	94.972	113.347	19,35
NEW CALEDONIA	15	541	3.482,38	451	15.428	3.317,77
EAST TIMOR	158.501	80.366	-49,30	147.684	77.463	-47,55
UNITED STATES	669.042	1.067.958	59,63	2.487.094	3.390.167	36,31
MEXICO	-	7.623	-	-	59.380	-
CHILE	9.864	63.026	538,98	30.404	260.308	756,16
BRAZIL	15.389	36.778	138,98	59.237	158.604	167,74
PERU	0	-	-	1	-	-
PUERTO RICO	2.417	-	-	5.558	-	-
FRENCH POLYNESIA	-	333	-	-	1.683	-
UNITED KINGDOM	8.771	658	-92,50	18.003	12.075	-32,93
NETHERLANDS	11.761	4.216	-64,15	47.424	15.379	-67,57
FRANCE	1.182	256	-78,30	7.056	7.626	8,08
GERMANY, FED. REP. OF	21.097	7.678	-63,61	55.713	60.500	8,59
AUSTRIA	-	2.043	-	-	7.438	-
BELGIUM	4	144	3.443,38	1	514	43.038,14
SWEDEN	-	1.550	-	-	12.015	-
ITALY	19.745	3.920	-80,15	114.022	33.500	-70,62
SPAIN	52.666	26.709	-49,29	233.025	164.475	-29,42
POLAND	-	2.160	-	-	20.024	-
UKRAINE	6.930	2.164	-68,78	57.180	18.914	-66,92
CZECH REPUBLIC	2.152	-	-	6.970	-	-
BARANG DARI PLASTIK UNTUK BANGUNAN	**4.130.849**	**3.716.004**	**-10,04**	**12.863.489**	**12.461.726**	**-3,12**
JAPAN	451.687	442.953	-1,93	2.673.080	2.050.956	-23,27
HONG KONG	11.702	4.364	-62,71	65.000	37.140	-42,86
KOREA, REPUBLIC OF	11.167	11.230	0,56	71.650	36.649	-48,85
TAIWAN	6.190	7.701	24,40	34.779	60.390	73,64
CHINA	145.681	27.024	-81,45	433.803	80.599	-81,42
MACAU	214	-	-	756	-	-
PAPUA NEW GUINEA	16.985	7.939	-53,26	21.474	19.617	-8,65
THAILAND	162.055	182.209	12,44	488.074	545.051	11,67
SINGAPORE	303.026	318.520	5,11	1.013.031	1.028.202	1,50
PHILIPPINES	115.721	158.755	37,19	355.921	495.507	39,22
MALAYSIA	88.173	138.518	57,10	288.302	413.439	43,40
MYANMAR	41.577	82.201	97,71	128.214	276.456	115,62
CAMBODIA	-	1.688	-	-	2.094	-
BRUNEI DARUSSALAM	11.116	702	-93,69	27.699	5.614	-79,73
NEPAL	263	-	-	882	-	-
VIET NAM	92.387	49.213	-46,73	247.875	189.922	-23,38
MALDIVES	9.466	4.853	-48,73	47.862	25.682	-46,34
INDIA	104.517	123.775	18,43	411.586	485.511	17,96
PAKISTAN	441	191	-56,66	809	205	-74,63
BANGLADESH	14.704	11.462	-22,05	93.670	122.526	30,81

https://www.bps.go.id

TABEL 6. PERKEMBANGAN EKSPOR INDONESIA MENURUT KOMODITI DAN NEGARA TUJUAN
JANUARI - MARET 2021 DAN 2022

KOMODITI / NEGARA TUJUAN	BERAT BERSIH (KG)		PERUB	NILAI FOB (US $)		PERUB
	JAN-MAR 2021	JAN-MAR 2022	%	JAN-MAR 2021	JAN-MAR 2022	%
(1)	(2)	(3)	(4)	(5)	(6)	(7)
SRI LANKA	11.329	659	-94,18	76.529	797	-98,96
IRAQ	-	35.383	-	-	189.764	-
SAUDI ARABIA	71.928	26.135	-63,67	209.641	83.222	-60,30
KUWAIT	2.125	127	-94,01	16.633	1.040	-93,75
OMAN	32	16	-49,06	346	143	-58,73
TURKEY	34.677	19.360	-44,17	92.927	44.528	-52,08
UNITED ARAB EMIRATES	55.856	916	-98,36	144.778	5.897	-95,93
QATAR	12.014	3.087	-74,31	97.137	38.113	-60,76
BAHRAIN	750	619	-17,47	2.209	2.162	-2,16
MOROCCO	1.549	-	-	21.353	-	-
ETHIOPIA	204	-	-	1.665	-	-
KENYA	175	-	-	2.601	-	-
MOZAMBIQUE	1.765	-	-	7.481	-	-
NIGERIA	68.625	32.623	-52,46	79.683	68.003	-14,66
GAMBIA	-	1.057	-	-	4.400	-
NIGER	984	-	-	2.997	-	-
SWAZILAND	478	-	-	5.645	-	-
SOUTH AFRICA	2.060	-	-	11.781	-	-
AUSTRALIA	470.870	519.297	10,28	1.186.624	1.279.074	7,79
NEW ZEALAND	49.809	13.540	-72,82	146.341	58.404	-60,09
NEW CALEDONIA	-	480	-	-	4.437	-
FIJI	9.975	2.560	-74,33	93.235	14.940	-83,98
EAST TIMOR	57.119	62.579	9,56	46.896	78.436	67,25
UNITED STATES	663.135	322.168	-51,42	1.387.104	1.693.845	22,11
CANADA	51.480	51.920	0,85	113.428	123.691	9,05
MEXICO	122.553	78.829	-35,68	279.367	190.272	-31,89
PANAMA	-	8.019	-	-	45.690	-
CHILE	38.016	164.916	333,81	79.073	410.747	419,45
ARGENTINA	-	905	-	-	8.761	-
BRAZIL	177.861	296.600	66,76	418.809	777.091	85,55
COLOMBIA	-	3.301	-	-	14.856	-
BOLIVIA	-	9.000	-	-	23.490	-
PERU	341.088	228.276	-33,07	657.772	466.771	-29,04
PUERTO RICO	9.086	-	-	85.500	-	-
CAYMAN ISLANDS	-	1.300	-	-	6.054	-
FRENCH POLYNESIA	56	158	182,14	424	1.754	313,72
NETHERLANDS ANTILLES	6.627	-	-	11.200	-	-
UNITED KINGDOM	107.373	58.104	-45,89	692.204	343.973	-50,31
NETHERLANDS	138.489	167.288	20,80	308.073	467.604	51,78
FRANCE	2.997	958	-68,03	19.766	9.642	-51,22
GERMANY, FED. REP. OF	7.350	46	-99,37	6.723	504	-92,50
SWITZERLAND	-	7	-	-	46	-
DENMARK	511	-	-	2.731	-	-
SWEDEN	2.448	-	-	21.208	-	-
ITALY	4.727	8.890	88,09	25.185	38.571	53,15
SPAIN	16.866	5.731	-66,02	98.608	48.218	-51,10
PORTUGAL	148	-	-	3.105	-	-
HUNGARY	-	50	-	-	130	-
BULGARIA	-	17.160	-	-	38.782	-
GEORGIA	642	640	-0,28	2.237	2.317	3,59
PERLENGKAPAN DAN PERALATAN RUMAH TANGGA (TIDAK TERMASUK FURNITURE)	**2.461.402**	**3.792.870**	**54,09**	**15.229.697**	**23.291.355**	**52,93**
JAPAN	65.101	152.767	134,66	392.730	657.473	67,41
HONG KONG	47.549	35.089	-26,20	160.517	137.538	-14,32
KOREA, REPUBLIC OF	30.289	59.282	95,72	104.238	203.899	95,61
TAIWAN	14.426	5.689	-60,57	105.503	33.906	-67,86
CHINA	11.047	43.668	295,29	143.779	265.792	84,86
PAPUA NEW GUINEA	12.736	4.645	-63,53	60.347	18.161	-69,91
THAILAND	19.866	5.029	-74,68	70.030	35.103	-49,87
SINGAPORE	141.376	94.541	-33,13	881.679	914.067	3,67
PHILIPPINES	148.894	102.508	-31,15	760.820	645.927	-15,10
MALAYSIA	229.925	387.836	68,68	698.790	1.086.116	55,43
BRUNEI DARUSSALAM	11.803	973	-91,76	24.613	2.802	-88,62
NEPAL	9.976	-	-	36.981	-	-
VIET NAM	133.046	303.542	128,15	371.666	1.117.533	200,68
MALDIVES	21.619	40.687	88,20	50.412	53.168	5,47
INDIA	13.289	48.105	261,99	205.957	653.704	217,40
PAKISTAN	46.783	33.582	-28,22	63.009	32.504	-48,41
SRI LANKA	5.236	28.317	440,81	7.741	28.340	266,10
IRAQ	1.693	-	-	6.379	-	-
SAUDI ARABIA	138.989	164.592	18,42	386.819	590.892	52,76
KUWAIT	24.938	-	-	71.864	-	-
YEMEN	1.249	-	-	6.444	-	-
OMAN	6.197	-	-	23.319	-	-
TURKEY	28.718	17.835	-37,89	165.544	314.105	89,74
UNITED ARAB EMIRATES	52.561	134.816	156,49	354.236	571.290	61,27
QATAR	13.796	8.516	-38,27	53.743	31.571	-41,26
BAHRAIN	10.486	14.142	34,87	34.411	53.135	54,42
EGYPT	-	23.520	-	-	69.209	-
TANZANIA, UNITED REP. OF	-	3.952	-	-	20.442	-
MOZAMBIQUE	-	72	-	-	119	-
TOGO	657	126	-80,82	317	193	-39,09
CAMEROON	17.863	4.470	-74,97	47.305	13.122	-72,26
NIGERIA	1.126	5.360	376,16	6.712	24.551	265,78

https://www.bps.go.id

TABEL 6. PERKEMBANGAN EKSPOR INDONESIA MENURUT KOMODITI DAN NEGARA TUJUAN
JANUARI - MARET 2021 DAN 2022

KOMODITI / NEGARA TUJUAN	BERAT BERSIH (KG)		PERUB	NILAI FOB (US $)		PERUB
	JAN-MAR 2021	JAN-MAR 2022	%	JAN-MAR 2021	JAN-MAR 2022	%
(1)	(2)	(3)	(4)	(5)	(6)	(7)
COTE D'IVOIRE	603	408	-32,34	464	247	-46,73
SENEGAL	2.689	5.200	93,38	4.875	10.502	115,41
MAURITANIA	-	11	-	-	24	-
GAMBIA	4	-	-	7	-	-
SEYCHELLES	-	1.211	-	-	6.011	-
CENTRAL AFRICAN REPUBLIC	-	397	-	-	2.011	-
SOUTH AFRICA	25.567	36.983	44,65	89.079	162.818	82,78
AUSTRALIA	45.178	66.298	46,75	377.428	445.823	18,12
NEW ZEALAND	1.163	21.661	1.763,31	16.258	84.327	418,68
NEW CALEDONIA	-	106	-	-	468	-
COOK ISLANDS	176	-	-	671	-	-
FIJI	108	1.841	1.599,08	396	6.740	1.604,12
SOLOMON ISLANDS	-	1.299	-	-	4.426	-
EAST TIMOR	90.015	172.340	91,46	99.868	248.783	149,11
UNITED STATES	651.964	961.401	47,46	5.499.289	8.808.575	60,18
CANADA	15.592	87.887	463,66	233.314	443.344	90,02
MEXICO	8.451	8.654	2,40	91.495	127.365	39,20
GUATEMALA	293	494	68,41	4.425	4.308	-2,64
HONDURAS	71	87	21,99	937	1.390	48,32
PANAMA	-	933	-	-	10.170	-
SURINAME	676	-	-	26.693	-	-
CHILE	780	2.822	261,82	13.216	40.533	206,70
ARGENTINA	3.645	12.014	229,61	81.380	221.896	172,67
BRAZIL	12.474	11.885	-4,72	150.405	115.270	-23,36
COLOMBIA	527	9.757	1.752,15	6.200	48.660	684,77
ECUADOR	290	7.335	2.432,71	4.388	39.440	798,77
PERU	793	313	-60,61	8.498	1.665	-80,41
TRINIDAD AND TOBAGO	280	-	-	2.621	-	-
PUERTO RICO	7.150	13.182	84,35	76.402	150.294	96,72
DOMINICAN REPUBLIC	239	1.266	429,14	3.415	15.842	363,92
EL SALVADOR	33	-	-	918	-	-
COSTA RICA	245	233	-4,83	3.684	2.956	-19,78
FRENCH POLYNESIA	89	-	-	355	-	-
UNITED KINGDOM	12	285	2.275,00	475	10.766	2.165,38
NETHERLANDS	100.117	214.261	114,01	1.122.128	1.587.719	41,49
FRANCE	14.624	86.206	489,47	185.589	342.434	84,51
GERMANY, FED. REP. OF	2.878	56.631	1.868,01	29.667	154.823	421,87
BELGIUM	-	273	-	-	2.695	-
SWITZERLAND	-	510	-	-	52.273	-
DENMARK	-	45.289	-	-	53.693	-
SWEDEN	-	82	-	-	9.917	-
ITALY	-	16.475	-	-	16.224	-
SPAIN	-	4.800	-	-	16.013	-
PORTUGAL	2.146	5	-99,77	16.037	164	-98,97
GREECE	3.861	520	-86,53	30.293	4.639	-84,69
HUNGARY	147.277	39.833	-72,95	1.303.634	676.987	-48,07
POLAND	-	73.054	-	-	833.174	-
ROMANIA	-	77.952	-	-	750.562	-
LITHUANIA	3	-	-	83	-	-
CZECH REPUBLIC	11	-	-	14	-	-
RUSSIA FEDERATION	60.144	27.016	-55,08	449.191	200.729	-55,31
BAN VULKANISIR	**930.310**	**528.089**	**-43,24**	**2.539.993**	**1.781.747**	**-29,85**
JAPAN	43.083	130.679	203,32	160.538	637.109	296,86
HONG KONG	112.482	117.607	4,56	193.902	217.221	12,03
CHINA	232.579	85	-99,96	281.776	21	-99,99
MACAU	-	102	-	-	301	-
THAILAND	253.100	90.284	-64,33	1.144.100	404.016	-64,69
SINGAPORE	30.241	26.064	-13,82	143.319	143.403	0,06
PHILIPPINES	13.205	25.620	94,02	49.024	110.450	125,30
MALAYSIA	23.173	29.729	28,29	46.918	49.112	4,68
VIET NAM	2.023	852	-57,91	3.949	1.638	-58,53
INDIA	25	34	36,00	156	215	38,25
PAKISTAN	1.123	-	-	2.013	-	-
BANGLADESH	5.248	-	-	23.708	-	-
SRI LANKA	1.089	1	-99,93	1.626	2	-99,86
SAUDI ARABIA	16.828	-	-	30.290	-	-
JORDAN	1.785	873	-51,09	3.349	1.890	-43,56
YEMEN	5.889	304	-94,83	13.024	719	-94,48
UNITED ARAB EMIRATES	37.611	-	-	86.120	-	-
CYPRUS	124	-	-	337	-	-
EGYPT	2.894	-	-	5.594	-	-
TANZANIA, UNITED REP. OF	17.912	14.889	-16,87	38.103	33.501	-12,08
KENYA	42.313	37.799	-10,67	78.259	71.062	-9,20
AUSTRALIA	-	2	-	-	200	-
FIJI	5.211	6.959	33,54	8.121	15.703	93,37
EAST TIMOR	56.470	45.612	-19,23	147.647	92.395	-37,42
UNITED STATES	25.533	-	-	76.497	-	-
DOMINICAN REPUBLIC	78	-	-	210	-	-
NETHERLANDS	285	-	-	1.367	-	-
SPAIN	-	110	-	-	570	-
POLAND	-	471	-	-	2.100	-
SLOVENIA	6	13	113,14	45	120	166,67

https://www.bps.go.id

TABEL 6. PERKEMBANGAN EKSPOR INDONESIA MENURUT KOMODITI DAN NEGARA TUJUAN
JANUARI - MARET 2021 DAN 2022

KOMODITI / NEGARA TUJUAN	BERAT BERSIH (KG)		PERUB	NILAI FOB (US $)		PERUB
	JAN-MAR 2021	JAN-MAR 2022	%	JAN-MAR 2021	JAN-MAR 2022	%
(1)	(2)	(3)	(4)	(5)	(6)	(7)
BARANG DARI KARET UNTUK KEPERLUAN RUMAH TANGGA	**1.312.105**	**2.181.804**	**66,28**	**8.340.157**	**14.263.285**	**71,02**
JAPAN	126.747	160.051	26,28	1.383.348	1.743.200	26,01
HONG KONG	21.759	19.185	-11,83	179.655	156.999	-12,61
TAIWAN	9.675	11.508	18,94	55.685	75.731	36,00
CHINA	372.107	469.624	26,21	1.603.246	2.984.441	86,15
THAILAND	64.448	86.787	34,66	556.086	582.121	4,68
SINGAPORE	110.784	275.895	149,04	856.956	276.229	-67,77
PHILIPPINES	11.162	32.446	190,70	301.428	186.390	-38,16
MALAYSIA	59.442	84.427	42,03	426.481	493.048	15,61
MYANMAR	-	110.904	-	-	793.877	-
CAMBODIA	509	626	23,08	19.419	23.598	21,52
BRUNEI DARUSSALAM	21.045	1	-100,00	197.743	24	-99,99
VIET NAM	13.134	49.627	277,85	195.537	537.316	174,79
MALDIVES	-	80	-	-	640	-
INDIA	5.553	8.510	53,24	57.172	222.362	288,93
PAKISTAN	15.228	2.077	-86,36	55.716	58.272	4,59
BANGLADESH	1	1	7,27	0	1	87,18
SRI LANKA	28.225	20.340	-27,94	98.967	72.875	-26,36
IRAN (ISLAMIC REPUBLIC OF)	-	15.725	-	-	35.282	-
SAUDI ARABIA	9.799	20.588	110,10	3.700	61.668	1.566,82
TURKEY	13.200	26.400	100,00	58.740	175.560	198,88
UNITED ARAB EMIRATES	112	41.230	36.683,49	4.142	80.480	1.842,82
QATAR	-	230	-	-	1.007	-
BAHRAIN	9	-	-	5	-	-
EGYPT	17.205	-	-	34.585	-	-
MOROCCO	-	8.048	-	-	55.138	-
ANGOLA	-	71.756	-	-	639.263	-
CONGO	4.220	12.602	198,63	44.900	89.754	99,90
COTE D'IVOIRE	-	61.436	-	-	620.574	-
MAURITANIA	-	67	-	-	345	-
SOUTH AFRICA	1.102	38	-96,52	17.555	177	-98,99
AUSTRALIA	16.159	36.652	126,83	142.833	394.487	176,19
NEW ZEALAND	1.062	64	-94,01	6.149	438	-92,88
SOLOMON ISLANDS	156	292	86,92	2.083	3.725	78,80
EAST TIMOR	2.455	18.512	654,21	1.513	6.535	331,92
UNITED STATES	293.364	336.756	14,79	1.509.533	1.765.196	16,94
MEXICO	958	37	-96,10	12.868	796	-93,82
ARGENTINA	-	13.232	-	-	220.968	-
BRAZIL	14.146	19.987	41,29	160.780	314.893	95,85
COLOMBIA	18	37	102,77	383	904	135,96
URUGUAY	3.255	-	-	51.484	-	-
PARAGUAY	-	1.343	-	-	6.687	-
PERU	0	20.460	7.869.130,77	9	325.965	3.696.738,07
UNITED KINGDOM	12.049	9.406	-21,94	131.865	64.874	-50,80
NETHERLANDS	43.014	49.853	15,90	73.534	81.036	10,20
FRANCE	-	819	-	-	588.012	-
GERMANY, FED. REP. OF	532	799	50,16	5.186	8.306	60,17
BELGIUM	239	63	-73,70	9.695	6.791	-29,95
DENMARK	1.428	-	-	13.076	-	-
NORWAY	-	101	-	-	4.670	-
SWEDEN	-	3.198	-	-	6.410	-
ITALY	10	-	-	169	-	-
SPAIN	16.357	73.532	349,55	44.055	387.295	779,11
GREECE	-	6.240	-	-	102.491	-
CZECH REPUBLIC	1.000	20	-98,00	2.180	96	-95,60
RUSSIA FEDERATION	442	196	-55,64	21.694	6.339	-70,78
BARANG DARI KARET LAINNYA	**23.521.685**	**20.335.861**	**-13,54**	**272.902.823**	**146.058.025**	**-46,48**
JAPAN	1.628.699	1.177.975	-27,67	23.172.255	12.030.304	-48,08
HONG KONG	28.580	21.442	-24,98	638.692	239.256	-62,54
KOREA, REPUBLIC OF	383.990	233.212	-39,27	4.945.493	2.480.835	-49,84
TAIWAN	1.112.070	1.892.833	70,21	10.730.566	9.543.106	-11,07
CHINA	1.658.694	2.554.255	53,99	16.994.188	11.081.056	-34,80
MONGOLIA	-	2	-	-	208	-
MACAU	-	3	-	-	155	-
PAPUA NEW GUINEA	4.735	750	-84,16	69.845	31.019	-55,59
THAILAND	226.284	247.585	9,41	2.987.571	2.268.355	-24,07
SINGAPORE	220.301	233.839	6,14	3.508.217	3.791.974	8,09
PHILIPPINES	111.647	92.837	-16,85	1.817.039	1.415.116	-22,12
MALAYSIA	1.101.788	998.641	-9,36	3.729.222	4.114.361	10,33
MYANMAR	-	955	-	-	3.555	-
CAMBODIA	1.348	1.610	19,46	20.387	22.658	11,14
BRUNEI DARUSSALAM	2.556	59	-97,71	7.409	1.807	-75,61
LAO PEOPLE'S DEM. REP.	-	0	-	-	15	-
NEPAL	40	-	-	848	-	-
VIET NAM	104.720	84.638	-19,18	1.490.165	1.148.308	-22,94
MALDIVES	4.334	260	-93,99	31.405	5.453	-82,64
INDIA	186.423	228.703	22,68	2.132.184	1.284.975	-39,73
PAKISTAN	823.060	407.854	-50,45	11.234.923	5.190.165	-53,80
BANGLADESH	517	60	-88,38	1.199	5.443	354,01
SRI LANKA	7.452	228	-96,94	8.623	378	-95,62
IRAQ	-	1	-	-	557	-
SAUDI ARABIA	2.860	17.514	512,28	39.992	27.188	-32,02
ISRAEL	74.929	97.657	30,33	795.703	396.832	-50,13

https://www.bps.go.id

TABEL 6. PERKEMBANGAN EKSPOR INDONESIA MENURUT KOMODITI DAN NEGARA TUJUAN
JANUARI - MARET 2021 DAN 2022

KOMODITI / NEGARA TUJUAN	BERAT BERSIH (KG)		PERUB	NILAI FOB (US $)		PERUB
	JAN-MAR 2021	JAN-MAR 2022	%	JAN-MAR 2021	JAN-MAR 2022	%
(1)	(2)	(3)	(4)	(5)	(6)	(7)
KUWAIT	97	-	-	62.585	-	-
LEBANON	-	7.776	-	-	33.803	-
YEMEN	23.404	-	-	209.118	-	-
OMAN	-	16.935	-	-	346.495	-
TURKEY	775.180	82.014	-89,42	7.341.719	601.320	-91,81
UNITED ARAB EMIRATES	38.710	39.510	2,07	303.636	352.064	15,95
QATAR	9.751	51	-99,47	107.160	10.180	-90,50
EGYPT	18.969	25.127	32,46	124.292	319.236	156,84
MOROCCO	-	24.680	-	-	128.624	-
ALGERIA	463	0	-99,97	6.430	558	-91,32
SUDAN	223	0	-100,00	157	265	69,03
ETHIOPIA	99	-	-	57	-	-
KENYA	-	17.100	-	-	72.715	-
REUNION	65	106	63,08	3.108	2.435	-21,65
GHANA	43.572	23.756	-45,48	431.750	119.398	-72,35
CAMEROON	964	23.756	2.364,32	10.018	121.176	1.109,54
NIGERIA	11.003	1.001	-90,90	7.450	3.992	-46,42
COTE D'IVOIRE	103	-	-	4.852	-	-
SENEGAL	-	9	-	-	236	-
MAURITANIA	21	26	23,81	780	247	-68,36
BURKINA FASO	11	-	-	554	-	-
DJIBOUTI	-	92.294	-	-	346.322	-
SOUTH AFRICA	112.829	80.300	-28,83	1.473.779	1.058.002	-28,21
ZIMBABWE	-	7.169	-	-	31.032	-
MAURITIUS	1	-	-	264	-	-
AUSTRALIA	199.255	318.673	59,93	1.967.095	1.467.226	-25,41
NEW ZEALAND	143.234	63.339	-55,78	224.051	137.390	-38,68
NEW CALEDONIA	120	135	12,50	319	301	-5,71
SOLOMON ISLANDS	0	6	2.915,00	12	376	3.086,09
EAST TIMOR	103.028	6.713	-93,48	45.365	21.976	-51,56
UNITED STATES	7.261.279	6.329.634	-12,83	96.322.348	57.644.772	-40,15
CANADA	583.887	329.914	-43,50	6.614.519	4.900.743	-25,91
MEXICO	78.591	140.088	78,25	448.246	864.105	92,77
GUATEMALA	1	-	-	3	-	-
HONDURAS	28.395	39.028	37,45	294.690	227.655	-22,75
PANAMA	16.031	17	-99,90	199.059	121	-99,94
CHILE	26.626	35.310	32,61	263.757	155.898	-40,89
ARGENTINA	39	15.567	39.611,06	584	91.529	15.579,69
BRAZIL	50.947	50.780	-0,33	755.484	753.244	-0,30
COLOMBIA	19.023	99.261	421,78	156.234	493.911	216,14
BOLIVIA	10.410	-	-	90.820	-	-
URUGUAY	-	24.454	-	-	27.006	-
ECUADOR	57.208	235	-99,59	473.088	9.564	-97,98
PERU	17.775	43	-99,76	285.507	29	-99,99
TRINIDAD AND TOBAGO	17	-	-	33	-	-
JAMAICA	-	15.996	-	-	92.369	-
EL SALVADOR	13.470	86.585	542,80	234.730	486.200	107,13
COSTA RICA	47.171	36.877	-21,82	399.076	283.166	-29,04
HAITI	7.390	-	-	80.040	-	-
ARUBA	234	-	-	1.216	-	-
FRENCH POLYNESIA	-	113	-	-	6.764	-
GUADELOUPE	-	15	-	-	71	-
VIRGIN ISLANDS (BRITISH)	62	-	-	161	-	-
UNITED KINGDOM	288.336	213.655	-25,90	2.814.267	1.257.589	-55,31
NETHERLANDS	810.249	422.014	-47,92	7.111.888	1.101.847	-84,51
FRANCE	663.868	432.707	-34,82	5.736.787	1.639.597	-71,42
GERMANY, FED. REP. OF	1.268.315	997.211	-21,38	14.984.974	5.113.419	-65,88
AUSTRIA	-	56	-	-	3.348	-
BELGIUM	148.214	147.361	-0,58	1.473.289	824.417	-44,04
SWITZERLAND	2.336	2.443	4,57	7.342	5.634	-23,27
DENMARK	184.154	62.412	-66,11	977.183	85.900	-91,21
NORWAY	13.389	1	-99,99	438.349	400	-99,91
SWEDEN	70.318	30.194	-57,06	451.809	129.264	-71,39
FINLAND	122.082	24.625	-79,83	2.596.064	187.846	-92,76
IRELAND	21.408	-	-	81.136	-	-
ITALY	1.419.744	1.055.869	-25,63	15.125.378	5.234.843	-65,39
SPAIN	289.909	108.799	-62,47	4.711.549	633.172	-86,56
PORTUGAL	91.366	80.733	-11,64	855.572	363.972	-57,46
GREECE	107.013	155.593	45,40	1.160.726	820.596	-29,30
HUNGARY	-	18	-	-	196	-
POLAND	242.319	64.276	-73,47	4.983.870	1.109.953	-77,73
ROMANIA	16.543	6.087	-63,21	186.960	24.446	-86,92
AZERBAIJAN	448	-	-	16.345	-	-
KAZAKHSTAN	-	0	-	-	4	-
UKRAINE	33.886	33.822	-0,19	440.688	243.602	-44,72
UZBEKISTAN	-	8.760	-	-	40.839	-
LITHUANIA	106.170	49.835	-53,06	1.549.245	233.407	-84,93
LATVIA	7.183	19.470	171,06	77.573	87.294	12,53
CROATIA	7.613	17.758	133,26	120.985	89.617	-25,93
SLOVENIA	14.986	33.716	124,98	141.439	166.330	17,60
CZECH REPUBLIC	171.327	20.742	-87,89	3.245.267	243.949	-92,48
RUSSIA FEDERATION	35.824	20.401	-43,05	314.067	120.952	-61,49
KACA	**137.341.311**	**128.944.142**	**-6,11**	**75.156.531**	**82.392.401**	**9,63**
JAPAN	5.659.980	4.538.977	-19,81	7.317.743	7.181.382	-1,86

https://www.bps.go.id

TABEL 6. PERKEMBANGAN EKSPOR INDONESIA MENURUT KOMODITI DAN NEGARA TUJUAN
JANUARI - MARET 2021 DAN 2022

KOMODITI / NEGARA TUJUAN	BERAT BERSIH (KG)		PERUB	NILAI FOB (US $)		PERUB
	JAN-MAR 2021	JAN-MAR 2022	%	JAN-MAR 2021	JAN-MAR 2022	%
(1)	(2)	(3)	(4)	(5)	(6)	(7)
HONG KONG	257.982	46.019	-82,16	98.455	31.718	-67,78
KOREA, REPUBLIC OF	9.309.503	11.436.484	22,85	3.920.562	5.101.519	30,12
TAIWAN	3.232.399	1.507.914	-53,35	1.346.013	1.147.323	-14,76
CHINA	3.411.128	3.355.312	-1,64	1.488.538	2.056.860	38,18
MONGOLIA	-	124	-	-	1.559	-
PAPUA NEW GUINEA	1.079.296	1.128.163	4,53	505.630	516.814	2,21
THAILAND	15.107.459	8.070.089	-46,58	6.135.614	4.955.005	-19,24
SINGAPORE	2.647.784	1.450.316	-45,23	1.287.922	1.188.170	-7,75
PHILIPPINES	10.180.269	9.502.369	-6,66	4.769.523	4.606.151	-3,43
MALAYSIA	17.542.750	14.237.014	-18,84	8.045.653	8.163.648	1,47
MYANMAR	1.297.923	5.086.689	291,91	524.739	2.461.021	369,00
CAMBODIA	2.553.784	654.032	-74,39	809.565	293.480	-63,75
BRUNEI DARUSSALAM	43.833	21.306	-51,39	14.909	8.730	-41,44
LAO PEOPLE'S DEM. REP.	4	-	-	368	-	-
NEPAL	183.620	307.463	67,44	92.999	175.176	88,36
VIET NAM	10.109.722	11.865.905	17,37	5.455.132	7.454.428	36,65
MALDIVES	116.705	9.159	-92,15	60.377	51.512	-14,68
INDIA	20.053.271	22.813.015	13,76	8.594.531	9.168.355	6,68
PAKISTAN	547.775	643.593	17,49	483.613	470.370	-2,74
BANGLADESH	82.041	159.914	94,92	385.986	905.326	134,55
SRI LANKA	264.533	465.764	76,07	134.616	223.776	66,23
AFGHANISTAN	437.468	235.692	-46,12	321.598	182.225	-43,34
IRAQ	1.219	187.244	15.263,64	6.747	99.219	1.370,52
IRAN (ISLAMIC REPUBLIC OF)	-	0	-	-	4	-
SAUDI ARABIA	643.306	297.899	-53,69	876.563	812.650	-7,29
ISRAEL	3.487	4.865	39,50	20.457	12.329	-39,73
KUWAIT	11.875	42.110	254,63	30.503	43.716	43,32
JORDAN	236	50	-78,62	3.824	836	-78,13
LEBANON	70.869	326.782	361,11	70.928	286.369	303,75
YEMEN	241.978	44.625	-81,56	162.404	29.443	-81,87
OMAN	9.461	-	-	11.143	-	-
TURKEY	172.630	242.658	40,56	148.276	187.548	26,49
UNITED ARAB EMIRATES	883.394	1.350.508	52,88	639.448	1.058.904	65,60
QATAR	192.100	68.742	-64,22	166.654	71.072	-57,35
BAHRAIN	8.748	50	-99,43	9.662	2.145	-77,80
EGYPT	47	-	-	645	-	-
MOROCCO	545	4.709	764,08	110	37.904	34.358,44
TUNISIA	-	218	-	-	722	-
SUDAN	32.240	16.310	-49,41	24.970	16.434	-34,18
TANZANIA, UNITED REP. OF	868.242	834.565	-3,88	289.946	521.873	79,99
MADAGASCAR	101.379	140.239	38,33	46.922	96.562	105,80
SOMALIA	145.327	141.825	-2,41	129.018	126.017	-2,33
KENYA	1.224.319	1.491.626	21,83	384.843	657.722	70,91
REUNION	1.669	4.351	160,70	6.690	28.489	325,87
MOZAMBIQUE	-	35.984	-	-	19.049	-
TOGO	12	-	-	28	-	-
GHANA	432.600	509.456	17,77	155.472	235.905	51,73
GUINEA	1	-	-	3	-	-
ANGOLA	51.840	18.840	-63,66	29.261	7.536	-74,25
CAMEROON	249.179	71.698	-71,23	60.371	38.236	-36,66
NIGERIA	38.580	1.411	-96,34	16.955	29.790	75,70
SIERRA LEONE	292	37.850	12.884,70	5.600	15.826	182,60
GABON	36.071	20.382	-43,49	28.440	14.783	-48,02
COTE D'IVOIRE	43.618	228.590	424,07	44.332	95.586	115,62
SENEGAL	126.384	81.308	-35,67	95.276	60.119	-36,90
SEYCHELLES	-	367	-	-	4.838	-
UGANDA	-	94.204	-	-	60.322	-
NIGER	282	-	-	5.959	-	-
SOUTH AFRICA	1.375.586	1.446.714	5,17	857.569	974.387	13,62
MAURITIUS	174	100.292	57.486,30	429	54.749	12.667,97
RWANDA	-	23.551	-	-	8.196	-
MAYOTTE	162	-	-	795	-	-
AUSTRALIA	6.397.340	5.561.356	-13,07	4.000.336	3.761.209	-5,98
NEW ZEALAND	4.309.950	3.822.231	-11,32	1.799.594	1.881.438	4,55
MICRONESIA, FED. STATES OF	2.700	1.800	-33,33	1.368	900	-34,21
NEW CALEDONIA	854	770	-9,87	4.619	1.784	-61,38
NORTHERN MARIANA ISLANDS	150	-	-	329	-	-
VANUATU	10.815	-	-	5.508	-	-
WALLIS AND FUTUNA ISLANDS	-	14	-	-	165	-
FIJI	-	7.853	-	-	9.504	-
KIRIBATI	-	20	-	-	174	-
SOLOMON ISLANDS	1	-	-	31	-	-
EAST TIMOR	248.354	298.634	20,25	114.675	152.230	32,75
UNITED STATES	5.145.343	3.391.166	-34,09	4.281.208	4.074.595	-4,83
CANADA	910.214	536.200	-41,09	329.211	274.045	-16,76
MEXICO	1.083.462	986.420	-8,96	692.630	888.974	28,35
GUATEMALA	69.870	184.276	163,74	47.448	95.351	100,96
HONDURAS	-	98.081	-	-	73.906	-
NICARAGUA	23.232	72.028	210,04	7.726	30.242	291,44
PANAMA	266.125	126.270	-52,55	211.030	115.097	-45,46
SURINAME	17.940	-	-	8.190	-	-
CHILE	1.417.002	1.180.484	-16,69	409.718	523.076	27,67
ARGENTINA	86.836	193.449	122,78	37.709	111.767	196,40
BRAZIL	646.933	423.206	-34,58	553.545	288.517	-47,88
COLOMBIA	223.821	88.882	-60,29	93.939	40.802	-56,57

https://www.bpssiak.id

TABEL 6. PERKEMBANGAN EKSPOR INDONESIA MENURUT KOMODITI DAN NEGARA TUJUAN
JANUARI - MARET 2021 DAN 2022

KOMODITI / NEGARA TUJUAN	BERAT BERSIH (KG)		PERUB	NILAI FOB (US $)		PERUB
	JAN-MAR 2021	JAN-MAR 2022	%	JAN-MAR 2021	JAN-MAR 2022	%
(1)	(2)	(3)	(4)	(5)	(6)	(7)
BOLIVIA	1	5	342,99	44	19	-56,18
URUGUAY	64.451	97.018	50,53	31.467	55.161	75,30
PARAGUAY	400	18.263	4.465,73	1.917	11.302	489,50
ECUADOR	1.012.243	917.876	-9,32	348.321	409.821	17,66
PERU	2.188.283	1.254.921	-42,65	858.860	547.080	-36,30
GUYANA	136.817	23.139	-83,09	65.811	9.468	-85,61
TRINIDAD AND TOBAGO	69.753	23.082	-66,91	25.293	8.177	-67,67
JAMAICA	90.010	21.195	-76,45	31.769	10.526	-66,87
PUERTO RICO	72.120	-	-	23.707	-	-
DOMINICAN REPUBLIC	71.118	630	-99,11	28.768	1.882	-93,46
EL SALVADOR	-	83	-	-	360	-
COSTA RICA	297	1.984	568,40	933	18.164	1.846,08
HAITI	134.442	48.380	-64,01	66.876	14.097	-78,92
BARBADOS	23.034	-	-	6.354	-	-
ANTIGUA AND BARBUDA	-	191	-	-	1.820	-
ARUBA	652	1.591	144,02	2.373	2.818	18,75
CAYMAN ISLANDS	5	100	1.900,00	39	862	2.092,77
DOMINICA	2.110	-	-	25.892	-	-
FRENCH GUIANA	-	126	-	-	434	-
FRENCH POLYNESIA	2.849	175	-93,86	4.096	119	-97,10
MARTINIQUE	1.307	1.307	0,02	6.088	11.276	85,21
NETHERLANDS ANTILLES	973	92	-90,54	2.243	758	-66,21
GUADELOUPE	2.095	3.481	66,13	10.682	17.559	64,38
VIRGIN ISLANDS (BRITISH)	20	265	1.225,00	18	2.255	12.523,35
U.S. VIRGIN ISLANDS	-	903	-	-	3.889	-
UNITED KINGDOM	187.855	2.828.422	1.405,64	222.758	2.704.368	1.114,04
NETHERLANDS	245.027	272.786	11,33	1.079.269	980.238	-9,18
FRANCE	162.234	157.518	-2,91	596.683	540.387	-9,43
GERMANY, FED. REP. OF	260.451	348.921	33,97	1.009.531	571.463	-43,39
AUSTRIA	2.939	1.068	-63,65	11.045	3.543	-67,92
BELGIUM	96.663	108.415	12,16	524.139	518.618	-1,05
SWITZERLAND	476	8.887	1.766,97	2.565	126.697	4.839,85
GIBRALTAR	266.846	70.158	-73,71	84.571	28.839	-65,90
DENMARK	4.912	8.566	74,39	16.779	56.251	235,25
NORWAY	1.010	-	-	11.005	-	-
SWEDEN	780	1.793	129,83	1.656	7.475	351,35
FINLAND	280	1	-99,58	1.610	23	-98,59
IRELAND	283	26.222	9.162,52	22.760	40.503	77,95
ITALY	119.519	20.891	-82,52	77.706	211.216	171,82
SPAIN	120.492	244.982	103,32	1.146.777	949.838	-17,17
PORTUGAL	2.307	2.341	1,49	3.347	9.809	193,04
ICELAND	-	19.380	-	-	9.311	-
GREECE	2.502	3.869	54,63	11.970	18.203	52,07
POLAND	25.030	15.554	-37,86	33.268	79.099	137,76
BULGARIA	11.867	1.727	-85,45	7.897	3.904	-50,57
ALBANIA	-	743	-	-	2.469	-
UKRAINE	10	-	-	341	-	-
LITHUANIA	230	-	-	1.217	-	-
LATVIA	230	-	-	1.602	-	-
GEORGIA	-	242	-	-	1.866	-
CROATIA	840	-	-	2.828	-	-
MALTA	6	1.392	23.100,00	61	4.150	6.717,83
SLOVENIA	525	3.399	547,43	3.483	7.297	109,47
CZECH REPUBLIC	1.351	242	-82,09	2.930	1.231	-57,97
REP. OF MACEDONIA	-	463	-	-	5.310	-
RUSSIA FEDERATION	5.648	2.243	-60,28	14.041	4.821	-65,66
MONTENEGRO	-	636	-	-	20	-
KERAMIK	**73.457.467**	**95.885.164**	**30,53**	**82.016.609**	**96.574.306**	**17,75**
JAPAN	1.413.083	1.232.287	-12,79	9.252.450	8.151.207	-11,90
HONG KONG	237.370	296.528	24,92	490.110	1.025.379	109,21
KOREA, REPUBLIC OF	1.789.752	1.428.969	-20,16	3.584.804	3.659.633	2,09
TAIWAN	7.620.335	3.602.857	-52,72	2.667.219	1.286.820	-51,75
CHINA	2.094.260	1.594.028	-23,89	8.308.866	8.123.190	-2,23
MACAU	6.368	266.308	4.081,88	109.023	166.323	52,56
PAPUA NEW GUINEA	47.445	26.025	-45,15	18.130	9.992	-44,89
THAILAND	4.881.138	8.392.611	71,94	4.401.537	7.032.301	59,77
SINGAPORE	853.129	770.150	-9,73	903.193	1.103.398	22,17
PHILIPPINES	14.817.700	29.612.936	99,85	2.673.762	5.245.258	96,18
MALAYSIA	16.751.253	27.407.694	63,62	10.434.576	13.296.063	27,42
MYANMAR	75.302	55.005	-26,95	20.212	24.895	23,17
CAMBODIA	368.826	516.617	40,07	122.079	162.576	33,17
BRUNEI DARUSSALAM	969.515	848.502	-12,48	238.927	233.198	-2,40
LAO PEOPLE'S DEM. REP.	-	25.009	-	-	7.869	-
VIET NAM	1.303.979	1.324.958	1,61	596.990	2.585.758	333,13
MALDIVES	263.563	188.696	-28,41	229.906	89.571	-61,04
INDIA	810.742	650.262	-19,79	6.281.467	4.446.651	-29,21
PAKISTAN	98.284	94.904	-3,44	101.045	166.952	65,22
BANGLADESH	97.958	175.694	79,36	40.759	72.252	77,27
SRI LANKA	11.372	47	-99,59	33.221	80	-99,76
IRAQ	1.519	-	-	130.895	-	-
SAUDI ARABIA	24.455	79.059	223,29	80.259	291.075	262,67
ISRAEL	6.352	2.352	-62,97	15.980	7.993	-49,98
KUWAIT	18.081	34.999	93,57	61.994	287.764	364,18
JORDAN	59	103	74,83	492	594	20,80

https://www.bps.go.id

TABEL 6. PERKEMBANGAN EKSPOR INDONESIA MENURUT KOMODITI DAN NEGARA TUJUAN
JANUARI - MARET 2021 DAN 2022

KOMODITI / NEGARA TUJUAN	BERAT BERSIH (KG)		PERUB	NILAI FOB (US $)		PERUB
	JAN-MAR 2021	JAN-MAR 2022	%	JAN-MAR 2021	JAN-MAR 2022	%
(1)	(2)	(3)	(4)	(5)	(6)	(7)
LEBANON	157	494	214,65	118	39	-66,72
YEMEN	1.602.870	709.188	-55,76	274.408	113.516	-58,63
OMAN	97.218	250.912	158,09	72.002	102.602	42,50
TURKEY	2.138	129	-93,96	21.604	354	-98,36
UNITED ARAB EMIRATES	778.245	79.193	-89,82	537.620	570.677	6,15
QATAR	204.534	150.653	-26,34	632.061	959.418	51,79
BAHRAIN	218.424	157.673	-27,81	65.155	105.187	61,44
EGYPT	3.761	1.795	-52,28	50.834	32.779	-35,52
MOROCCO	12.070	14.053	16,43	29.012	20.169	-30,48
ETHIOPIA	5.015	-	-	12.813	-	-
TANZANIA, UNITED REP. OF	-	50.238	-	-	15.924	-
MADAGASCAR	495.922	154.509	-68,84	109.247	31.722	-70,96
KENYA	250.496	-	-	41.472	-	-
REUNION	182.629	5.805	-96,82	41.996	16.334	-61,10
TOGO	-	24.064	-	-	1.920	-
GUINEA	50.698	2.400	-95,27	14.296	500	-96,50
NIGERIA	3.632	440	-87,89	2.823	115	-95,93
SENEGAL	-	2.520	-	-	539	-
SEYCHELLES	17	1.906	11.111,76	216	876	305,36
CENTRAL AFRICAN REPUBLIC	-	13	-	-	501	-
SOUTH AFRICA	402.712	262.672	-34,77	2.399.103	1.336.306	-44,30
MAURITIUS	1.977.741	1.056.014	-46,61	371.229	191.650	-48,37
MAYOTTE	106.275	292.563	175,29	23.104	68.052	194,55
AUSTRALIA	1.885.756	2.004.998	6,32	1.784.623	1.445.368	-19,01
NEW ZEALAND	46.456	95.034	104,57	110.017	152.669	38,77
NEW CALEDONIA	314	4.640	1.377,71	568	11.169	1.867,96
NORTHERN MARIANA ISLANDS	-	70	-	-	441	-
VANUATU	140	25.340	18.000,00	357	8.232	2.204,27
AMERICAN SAMOA	-	25.352	-	-	8.906	-
FIJI	-	300	-	-	281	-
SOLOMON ISLANDS	-	1.191	-	-	4.606	-
EAST TIMOR	652.658	1.142.499	75,05	173.582	242.781	39,87
UNITED STATES	5.738.043	7.434.549	29,57	13.571.944	23.097.100	70,18
CANADA	25.990	58.338	124,47	109.764	301.997	175,13
MEXICO	43.394	6.930	-84,03	81.304	64.094	-21,17
GUATEMALA	-	2.090	-	-	4.378	-
PANAMA	0	-	-	13	-	-
CHILE	856.826	60.431	-92,95	231.694	72.354	-68,77
ARGENTINA	62.304	10.984	-82,37	129.333	26.173	-79,76
BRAZIL	101.666	45.020	-55,72	548.968	74.120	-86,50
COLOMBIA	-	21.837	-	-	41.084	-
ECUADOR	-	574	-	-	3.333	-
PERU	-	2.828	-	-	9.451	-
BAHAMAS	834	-	-	6.952	-	-
JAMAICA	777	-	-	5.756	-	-
PUERTO RICO	21.830	-	-	21.455	-	-
DOMINICAN REPUBLIC	205	-	-	425	-	-
EL SALVADOR	-	201	-	-	715	-
COSTA RICA	180	10.716	5.853,33	600	6.041	906,91
HAITI	5.382	-	-	8.166	-	-
ANTIGUA AND BARBUDA	-	928	-	-	2.925	-
ARUBA	997	1.830	83,46	4.496	1.511	-66,39
FRENCH POLYNESIA	20.350	50.586	148,58	13.052	10.244	-21,51
MARTINIQUE	341	1.305	282,70	207	2.072	900,53
NETHERLANDS ANTILLES	-	180	-	-	2.146	-
GUADELOUPE	2.442	7.254	197,03	1.668	4.701	181,82
VIRGIN ISLANDS (BRITISH)	2.752	230	-91,64	5.188	1.380	-73,40
UNITED KINGDOM	306.774	328.316	7,02	1.147.801	1.609.739	40,25
NETHERLANDS	277.309	284.632	2,64	950.905	988.406	3,94
FRANCE	698.740	843.303	20,69	946.109	1.362.460	44,01
GERMANY, FED. REP. OF	540.433	461.417	-14,62	1.627.750	1.664.302	2,25
AUSTRIA	304	6	-98,05	223	402	79,86
BELGIUM	330.963	100.171	-69,73	1.420.541	164.167	-88,44
SWITZERLAND	453	2.953	551,97	1.431	38.251	2.573,91
DENMARK	111.116	129.156	16,24	804.404	419.598	-47,84
SWEDEN	72.088	19.635	-72,76	114.416	39.892	-65,13
FINLAND	401.736	465.555	15,89	2.237.099	2.893.891	29,36
IRELAND	47.170	51.565	9,32	107.760	156.951	45,65
ITALY	8.818	77.173	775,20	84.230	225.816	168,09
SPAIN	54.581	64.038	17,33	73.383	129.009	75,80
PORTUGAL	719	2.205	206,67	1.421	5.721	302,69
GREECE	11.897	26.212	120,32	45.435	51.697	13,78
HUNGARY	1.074	362	-66,29	1.975	641	-67,54
POLAND	547	1.108	102,56	725	4.609	536,10
ROMANIA	22.905	7.863	-65,67	72.838	15.591	-78,60
ALBANIA	-	705	-	-	1.330	-
AZERBAIJAN	-	1.848	-	-	33.674	-
KYRGYZSTAN	10	-	-	33	-	-
UKRAINE	540	-	-	1.215	-	-
UZBEKISTAN	-	3	-	-	21	-
LITHUANIA	8	171	2.037,50	100	398	297,84
LATVIA	1.534	-	-	3.080	-	-
CROATIA	15.130	25.543	68,82	17.800	35.854	101,42
SLOVENIA	-	1.178	-	-	748	-
CZECH REPUBLIC	101.933	103.501	1,54	32.838	40.346	22,86

https://www.bps.go.id

TABEL 6. PERKEMBANGAN EKSPOR INDONESIA MENURUT KOMODITI DAN NEGARA TUJUAN
JANUARI - MARET 2021 DAN 2022

KOMODITI / NEGARA TUJUAN	BERAT BERSIH (KG)		PERUB	NILAI FOB (US $)		PERUB
	JAN-MAR 2021	JAN-MAR 2022	%	JAN-MAR 2021	JAN-MAR 2022	%
(1)	(2)	(3)	(4)	(5)	(6)	(7)
RUSSIA FEDERATION	24.015	26.476	10,24	14.654	44.551	204,03
MONTENEGRO	641	-	-	1.305	-	-
SEMEN	**3.669.249.291**	**2.452.193.979**	**-33,17**	**117.454.217**	**98.357.178**	**-16,26**
JAPAN	88.000	479	-99,46	14.984	24	-99,84
HONG KONG	30.324.033	448.000	-98,52	836.978	56.121	-93,29
TAIWAN	264.218.306	200.726.428	-24,03	8.743.373	7.446.158	-14,84
CHINA	345.084.404	148.793.000	-56,88	9.324.970	5.446.912	-41,59
PAPUA NEW GUINEA	24.776.039	23.304.168	-5,94	1.077.758	1.171.810	8,73
SINGAPORE	1.013	2.185	115,64	2.119	9.277	337,83
PHILIPPINES	302.405.098	123.800.552	-59,06	10.859.482	4.767.450	-56,10
MYANMAR	27.609.404	-	-	757.602	-	-
CAMBODIA	-	792.000	-	-	86.043	-
BRUNEI DARUSSALAM	63.167.422	20.900.066	-66,91	1.895.023	669.011	-64,70
VIET NAM	3.218.000	7.888.000	145,12	346.974	782.945	125,65
MALDIVES	32.934.180	22.000.000	-33,20	1.299.630	977.680	-24,77
BANGLADESH	1.810.977.066	1.220.611.227	-32,60	54.590.537	46.703.556	-14,45
SRI LANKA	183.781.021	184.830.269	0,57	6.486.042	8.053.624	24,17
MOZAMBIQUE	50.000.000	-	-	1.750.000	-	-
COTE D'IVOIRE	48.817.842	-	-	1.562.171	-	-
MAURITIUS	94.117.000	86.419.000	-8,18	3.518.648	3.685.598	4,74
AUSTRALIA	200.878.799	276.826.248	37,81	6.933.921	10.402.990	50,03
FIJI	30.501.714	27.027.350	-11,39	897.970	1.924.414	114,31
EAST TIMOR	53.849.365	92.824.918	72,38	2.950.907	5.377.393	82,23
UNITED STATES	50.000.000	-	-	1.750.000	-	-
FRENCH POLYNESIA	52.500.000	15.000.000	-71,43	1.855.000	795.000	-57,14
ITALY	-	90	-	-	1.170	-
SPAIN	585	-	-	130	-	-
BARANG DARI BATU UNTUK KEPERLUAN RUMAH TANGGA	**12.423.741**	**12.407.887**	**-0,13**	**13.886.579**	**14.523.790**	**4,59**
JAPAN	617.692	483.690	-21,69	374.517	344.305	-8,07
HONG KONG	2.073	16.033	673,61	7.608	6.742	-11,38
KOREA, REPUBLIC OF	1.445.983	1.545.992	6,92	2.902.250	2.631.114	-9,34
TAIWAN	217.236	134.246	-38,20	40.818	42.210	3,41
CHINA	1.207.350	939.358	-22,20	600.609	572.471	-4,68
MONGOLIA	-	8	-	-	1	-
PAPUA NEW GUINEA	60	120	100,00	42	107	151,18
THAILAND	88.696	103.201	16,35	92.047	59.831	-35,00
SINGAPORE	37.511	116.941	211,75	37.455	156.019	316,55
PHILIPPINES	73.332	29.633	-59,59	166.770	51.192	-69,30
MALAYSIA	249.874	459.004	83,69	163.198	231.279	41,72
BRUNEI DARUSSALAM	-	20.200	-	-	4.996	-
VIET NAM	87.911	96.161	9,38	153.021	147.760	-3,44
MALDIVES	88.472	78.911	-10,81	31.470	45.932	45,96
INDIA	64.485	65.062	0,90	112.352	53.333	-52,53
BANGLADESH	25.269	23.954	-5,20	53.728	44.519	-17,14
SRI LANKA	4.142	40.780	884,55	11.603	74.693	543,75
IRAQ	74.409	209.107	181,02	159.640	484.857	203,72
IRAN (ISLAMIC REPUBLIC OF)	-	24	-	-	187	-
SAUDI ARABIA	3.259	10.975	236,76	21.493	13.744	-36,05
ISRAEL	46.947	24.112	-48,64	44.861	22.581	-49,66
KUWAIT	11.118	-	-	11.175	-	-
OMAN	1.724	-	-	1.830	-	-
TURKEY	5.110	9.514	86,19	6.259	8.579	37,06
UNITED ARAB EMIRATES	111.137	73.322	-34,03	279.861	56.633	-79,76
QATAR	-	47.077	-	-	43.107	-
EGYPT	108	1.114	931,48	1.076	10.128	841,28
MOROCCO	945	503	-46,77	17.975	4.054	-77,44
TANZANIA, UNITED REP. OF	-	2.000	-	-	800	-
MADAGASCAR	-	14.640	-	-	18.082	-
REUNION	49.800	2.692	-94,59	32.653	4.764	-85,41
GABON	5.000	27.250	445,00	9.983	28.750	187,99
COTE D'IVOIRE	12.700	8.800	-30,71	13.850	3.682	-73,41
SENEGAL	120	-	-	141	-	-
GAMBIA	-	22.400	-	-	19.600	-
NIGER	85.074	-	-	39.449	-	-
CHAD	-	1.805	-	-	921	-
SOUTH AFRICA	31.846	53.763	68,82	19.988	58.345	191,90
MAURITIUS	35.997	35.777	-0,61	16.903	16.965	0,37
AUSTRALIA	313.296	450.062	43,65	264.708	339.056	28,09
NEW ZEALAND	36.659	21.626	-41,01	15.558	29.722	91,05
GUAM	172	-	-	222	-	-
NEW CALEDONIA	172	135	-21,51	274	124	-54,81
NORTHERN MARIANA ISLANDS	150	-	-	216	-	-
FIJI	-	2.809	-	-	1.875	-
SOLOMON ISLANDS	110	6	-94,57	2.606	298	-88,56
EAST TIMOR	2.792	4.230	51,52	3.624	3.358	-7,34
UNITED STATES	3.390.046	3.354.007	-1,06	3.784.996	4.693.464	24,00
CANADA	214.066	122.576	-42,74	222.090	133.901	-39,71
MEXICO	249.002	324.904	30,48	156.649	264.525	68,86
GUATEMALA	-	3.357	-	-	6.528	-
PANAMA	27.990	9.183	-67,19	16.328	3.439	-78,94
CHILE	9.368	4.908	-47,61	5.229	8.636	65,15
ARGENTINA	257.280	264.735	2,90	124.175	144.075	16,03

https://www.bps.go.id

TABEL 6. PERKEMBANGAN EKSPOR INDONESIA MENURUT KOMODITI DAN NEGARA TUJUAN
JANUARI - MARET 2021 DAN 2022

KOMODITI / NEGARA TUJUAN	BERAT BERSIH (KG)		PERUB	NILAI FOB (US $)		PERUB
	JAN-MAR 2021	JAN-MAR 2022	%	JAN-MAR 2021	JAN-MAR 2022	%
(1)	(2)	(3)	(4)	(5)	(6)	(7)
BRAZIL	595.821	340.851	-42,79	328.646	194.322	-40,87
COLOMBIA	54.050	27.105	-49,85	36.858	16.750	-54,56
URUGUAY	579	37.910	6.453,15	974	21.230	2.079,67
PARAGUAY	156	-	-	2.507	-	-
ECUADOR	-	160	-	-	142	-
PERU	16	-	-	325	-	-
JAMAICA	-	592	-	-	1.659	-
DOMINICAN REPUBLIC	3.742	26.562	609,92	9.894	19.805	100,17
COSTA RICA	6.884	100.756	1.363,63	4.543	28.962	537,52
ARUBA	1.183	1.075	-9,13	1.824	2.000	9,66
FRENCH GUIANA	-	15	-	-	102	-
FRENCH POLYNESIA	5.225	3.725	-28,71	3.315	3.103	-6,41
MARTINIQUE	-	21.000	-	-	28.820	-
NETHERLANDS ANTILLES	-	7.466	-	-	5.501	-
GUADELOUPE	20.290	21.260	4,78	4.795	29.274	510,47
VIRGIN ISLANDS (BRITISH)	1.735	55	-96,83	1.073	492	-54,19
UNITED KINGDOM	842	39.373	4.578,95	2.838	93.762	3.204,27
NETHERLANDS	583.474	512.736	-12,12	933.679	966.943	3,56
FRANCE	321.094	294.410	-8,31	308.602	267.599	-13,29
GERMANY, FED. REP. OF	421.770	374.819	-11,13	1.039.706	805.594	-22,52
AUSTRIA	-	2	-	-	1.280	-
BELGIUM	453.566	316.281	-30,27	308.844	218.370	-29,29
SWITZERLAND	34.163	37.802	10,65	79.644	85.587	7,46
DENMARK	39.168	31.399	-19,84	52.327	31.334	-40,12
NORWAY	4.214	6	-99,85	7.136	165	-97,69
SWEDEN	1.284	1.792	39,48	5.641	6.083	7,82
ITALY	97.460	55.453	-43,10	77.398	59.707	-22,86
SPAIN	430.746	711.814	65,25	358.855	527.585	47,02
PORTUGAL	22.141	28.916	30,60	14.867	19.448	30,82
GREECE	10.813	27.565	154,93	12.893	27.819	115,76
HUNGARY	16.187	47	-99,71	26.584	10.106	-61,98
POLAND	40.096	33.764	-15,79	129.538	40.999	-68,35
ROMANIA	420	-	-	930	-	-
BULGARIA	2.810	5.278	87,86	2.906	7.579	160,83
ALBANIA	-	2.354	-	-	2.553	-
MOLDOVA, REPUBLIC OF	2.300	-	-	2.200	-	-
UKRAINE	11.000	-	-	6.604	-	-
LITHUANIA	-	1.597	-	-	2.146	-
ESTONIA	-	22.570	-	-	18.795	-
MALTA	8.495	2.000	-76,45	7.734	2.190	-71,68
SLOVENIA	15.040	640	-95,74	20.281	894	-95,59
CZECH REPUBLIC	661	825	24,81	1.013	739	-27,03
RUSSIA FEDERATION	29.836	57.205	91,73	70.305	83.069	18,16
BARANG DARI SEMEN DAN KAPUR UNTUK KONSTRUKSI	**10.122.347**	**8.583.123**	**-15,21**	**5.443.626**	**7.101.706**	**30,46**
JAPAN	387.284	179.763	-53,58	551.306	571.724	3,70
HONG KONG	1.817	88	-95,16	4.075	9.552	134,38
KOREA, REPUBLIC OF	129.368	103.507	-19,99	35.516	93.243	162,54
TAIWAN	76.210	-	-	15.347	-	-
CHINA	456	88.752	19.371,79	612	11.775	1.822,64
THAILAND	38.190	81.495	113,40	118.168	174.855	47,97
SINGAPORE	1.551.558	237.223	-84,71	140.546	90.114	-35,88
PHILIPPINES	1.748.713	2.315.519	32,41	253.150	490.647	93,82
MALAYSIA	1.670	3.924	135,00	2.912	2.608	-10,46
CAMBODIA	-	72.006	-	-	27.628	-
VIET NAM	19.574	43.276	121,09	6.706	20.082	199,47
MALDIVES	24.849	2.256	-90,92	40.298	7.622	-81,09
INDIA	3.715	8.710	134,45	4.482	10.092	125,15
BANGLADESH	3.987.318	3.192.450	-19,93	2.085.144	1.946.034	-6,67
SAUDI ARABIA	13.063	18.080	38,41	29.506	61.560	108,64
ISRAEL	1.010	2.860	183,17	956	3.892	306,97
TURKEY	579	7.552	1.203,81	5.535	7.335	32,52
UNITED ARAB EMIRATES	10.030	3.453	-65,58	14.490	6.576	-54,62
QATAR	9	-	-	440	-	-
MOROCCO	-	2.650	-	-	5.457	-
REUNION	37.353	1.727	-95,38	16.697	1.761	-89,45
SWAZILAND	1.000	-	-	750	-	-
SOUTH AFRICA	11.975	9.088	-24,11	6.813	5.010	-26,48
MAURITIUS	9.680	14.062	45,27	2.582	4.169	61,48
MAYOTTE	126	-	-	67	-	-
AUSTRALIA	1.027.089	692.369	-32,59	840.090	1.406.778	67,46
NEW ZEALAND	55.360	32.618	-41,08	43.945	25.032	-43,04
GUAM	22	-	-	148	-	-
NEW CALEDONIA	19.344	5.672	-70,68	24.693	5.837	-76,36
VANUATU	130	-	-	105	-	-
WALLIS AND FUTUNA ISLANDS	1.192	-	-	143	-	-
FIJI	-	9.099	-	-	12.140	-
SOLOMON ISLANDS	-	7.235	-	-	16.947	-
EAST TIMOR	34.917	46.960	34,49	4.962	4.181	-15,75
UNITED STATES	283.785	493.598	73,93	557.545	1.223.398	119,43
CANADA	7.493	900	-87,99	14.579	193	-98,68
MEXICO	1.562	9.167	486,88	1.943	20.900	975,84
CHILE	-	44	-	-	116	-
ARGENTINA	-	13.905	-	-	89.105	-
BRAZIL	8.691	10.582	21,75	5.651	4.553	-19,44

https://www.bps.go.id

TABEL 6. PERKEMBANGAN EKSPOR INDONESIA MENURUT KOMODITI DAN NEGARA TUJUAN
JANUARI - MARET 2021 DAN 2022

KOMODITI / NEGARA TUJUAN	BERAT BERSIH (KG)		PERUB	NILAI FOB (US $)		PERUB
	JAN-MAR 2021	JAN-MAR 2022	%	JAN-MAR 2021	JAN-MAR 2022	%
(1)	(2)	(3)	(4)	(5)	(6)	(7)
COLOMBIA	3.646	2.811	-22,90	1.981	1.496	-24,48
URUGUAY	120	-	-	76	-	-
BAHAMAS	834	-	-	378	-	-
DOMINICAN REPUBLIC	500	80	-84,00	188	29	-84,76
COSTA RICA	-	1.070	-	-	2.363	-
HAITI	3.050	-	-	3.605	-	-
CAYMAN ISLANDS	-	170	-	-	404	-
FRENCH GUIANA	800	-	-	1.009	-	-
FRENCH POLYNESIA	850	2.210	160,00	495	1.180	138,58
MARTINIQUE	-	1.423	-	-	1.307	-
NETHERLANDS ANTILLES	810	-	-	909	-	-
GUADELOUPE	-	9.171	-	-	11.291	-
VIRGIN ISLANDS (BRITISH)	-	75	-	-	163	-
UNITED KINGDOM	63.537	215.266	238,81	191.980	175.335	-8,67
NETHERLANDS	97.713	165.029	68,89	110.158	158.398	43,79
FRANCE	188.594	156.039	-17,26	125.066	123.687	-1,10
GERMANY, FED. REP. OF	92.856	99.542	7,20	63.611	59.927	-5,79
AUSTRIA	-	365	-	-	361	-
BELGIUM	128.042	127.936	-0,08	51.902	48.710	-6,15
DENMARK	-	6.442	-	-	14.344	-
SWEDEN	6.583	4.360	-33,77	9.963	4.364	-56,20
FINLAND	-	20	-	-	39	-
IRELAND	6.740	-	-	11.031	-	-
ITALY	2.139	1.710	-20,07	3.972	49.421	1.144,33
SPAIN	21.858	51.593	136,04	26.159	65.091	148,82
PORTUGAL	1.577	22.234	1.310,01	553	16.642	2.907,66
GREECE	2.503	3.936	57,25	2.177	4.988	129,18
POLAND	-	763	-	-	968	-
LITHUANIA	2.895	-	-	3.350	-	-
SLOVENIA	770	-	-	4.796	-	-
CZECH REPUBLIC	20	-	-	32	-	-
RUSSIA FEDERATION	773	288	-62,74	290	284	-1,90
MONTENEGRO	5	-	-	44	-	-
BARANG GALIAN BUKAN LOGAM LAINNYA	**1.787.016**	**1.846.489**	**3,33**	**4.124.723**	**5.461.225**	**32,40**
JAPAN	128.260	106.446	-17,01	744.339	619.040	-16,83
HONG KONG	3.120	5.522	76,97	10.353	23.967	131,49
KOREA, REPUBLIC OF	524.642	437.015	-16,70	338.364	248.498	-26,56
TAIWAN	8.528	8.945	4,90	19.697	20.297	3,04
CHINA	12.386	8.532	-31,12	278.562	296.745	6,53
THAILAND	25.587	21.445	-16,19	201.219	188.909	-6,12
SINGAPORE	4.376	11.252	157,11	32.977	162.630	393,16
PHILIPPINES	102.223	96.961	-5,15	276.800	246.302	-11,02
MALAYSIA	95.915	81.918	-14,59	366.341	334.362	-8,73
MYANMAR	-	1	-	-	113	-
BRUNEI DARUSSALAM	202	-	-	1.458	-	-
VIET NAM	80.654	30.967	-61,61	230.249	147.741	-35,83
MALDIVES	14	697	4.880,36	1.538	5.833	279,27
INDIA	22.571	5.562	-75,36	43.705	17.273	-60,48
PAKISTAN	40.998	19.088	-53,44	160.256	84.246	-47,43
BANGLADESH	16.325	22	-99,87	63.485	882	-98,61
SRI LANKA	1	157	15.630,00	3	1.476	49.086,67
SAUDI ARABIA	100	229	129,37	393	3.388	761,78
ISRAEL	-	795	-	-	3.457	-
KUWAIT	-	8	-	-	752	-
JORDAN	-	0	-	-	0	-
OMAN	800	-	-	1.075	-	-
TURKEY	-	1.592	-	-	6.305	-
UNITED ARAB EMIRATES	69.673	30.560	-56,14	49.409	25.540	-48,31
CYPRUS	-	175	-	-	555	-
TUNISIA	55	-	-	1.334	-	-
REUNION	1.961	-	-	487	-	-
MAURITANIA	-	1	-	-	16	-
SEYCHELLES	-	331	-	-	3.312	-
SOUTH AFRICA	2.928	8.405	187,04	1.849	51.237	2.671,05
MAYOTTE	159	-	-	145	-	-
AUSTRALIA	124.803	106.600	-14,59	320.836	370.304	15,42
NEW ZEALAND	31.727	20.587	-35,11	17.012	11.554	-32,09
NEW CALEDONIA	924	19.089	1.965,85	875	29.022	3.218,28
FIJI	-	35	-	-	907	-
SOLOMON ISLANDS	0	-	-	102	-	-
EAST TIMOR	2.027	6.639	227,53	1.424	4.370	206,76
UNITED STATES	183.068	299.372	63,53	379.427	518.771	36,72
CANADA	2.482	17.686	612,57	7.799	54.667	600,92
MEXICO	120	2.695	2.145,83	1.101	11.377	933,35
GUATEMALA	56.299	58.612	4,11	180.530	181.692	0,64
CHILE	-	2.492	-	-	7.355	-
ARGENTINA	582	-	-	4.568	-	-
BRAZIL	704	1.440	104,55	15.633	29.296	87,40
COLOMBIA	5.911	-	-	4.443	-	-
URUGUAY	-	323	-	-	1.319	-
ECUADOR	385	-	-	13	-	-
PERU	-	419	-	-	1.677	-
PUERTO RICO	-	135	-	-	390	-
DOMINICAN REPUBLIC	-	4.800	-	-	7.459	-

https://www.bps.go.id

TABEL 6. PERKEMBANGAN EKSPOR INDONESIA MENURUT KOMODITI DAN NEGARA TUJUAN
JANUARI - MARET 2021 DAN 2022

KOMODITI / NEGARA TUJUAN	BERAT BERSIH (KG)		PERUB	NILAI FOB (US $)		PERUB
	JAN-MAR 2021	JAN-MAR 2022	%	JAN-MAR 2021	JAN-MAR 2022	%
(1)	(2)	(3)	(4)	(5)	(6)	(7)
COSTA RICA	4.297	16.075	274,12	11.755	45.526	287,28
ANTIGUA AND BARBUDA	-	256	-	-	483	-
FRENCH POLYNESIA	305	1.025	236,07	2.994	928	-69,02
MARTINIQUE	300	35	-88,33	147	169	14,87
GUADELOUPE	45	-	-	734	-	-
VIRGIN ISLANDS (BRITISH)	468	-	-	1.072	-	-
UNITED KINGDOM	5.874	33.873	476,68	33.674	114.213	239,18
NETHERLANDS	60.048	18.960	-68,42	50.683	95.583	88,59
FRANCE	40.903	86.487	111,44	56.201	83.268	48,16
GERMANY, FED. REP. OF	27.369	47.176	72,37	19.648	51.033	159,74
BELGIUM	62.682	124.980	99,39	98.246	1.105.365	1.025,10
SWITZERLAND	-	645	-	-	3.342	-
DENMARK	29.105	15.135	-48,00	74.136	34.550	-53,40
NORWAY	352	0	-99,96	760	60	-92,10
SWEDEN	-	6.402	-	-	25.393	-
ITALY	186	10.444	5.506,12	2.065	26.880	1.201,67
SPAIN	3.992	32.495	714,02	4.585	59.095	1.188,98
PORTUGAL	432	160	-62,96	120	45	-62,82
GREECE	13	952	7.223,08	331	670	102,18
POLAND	-	12.315	-	-	54.791	-
BULGARIA	-	150	-	-	111	-
LITHUANIA	-	467	-	-	688	-
CZECH REPUBLIC	-	16.475	-	-	17.986	-
RUSSIA FEDERATION	135	4.432	3.175,76	9.770	18.012	84,36
BARANG DARI SEMEN, KAPUR, GIPS DAN ASBES LAINNYA	**20.941.734**	**24.837.624**	**18,60**	**4.331.684**	**5.526.268**	**27,58**
HONG KONG	9.560	23.610	146,97	1.997	5.748	187,83
KOREA, REPUBLIC OF	2.594.122	3.769.122	45,29	554.672	883.392	59,26
TAIWAN	1.499.730	1.902.904	26,88	330.997	431.767	30,44
CHINA	75.130	37.584	-49,97	27.373	13.707	-49,92
PAPUA NEW GUINEA	148.706	83.372	-43,94	36.146	19.544	-45,93
SINGAPORE	44.720	205.235	358,93	9.114	52.590	477,03
PHILIPPINES	6.213.158	7.976.567	28,38	1.142.650	1.668.010	45,98
MALAYSIA	996.410	1.243.320	24,78	202.616	266.281	31,42
MYANMAR	180.720	-	-	29.694	-	-
BRUNEI DARUSSALAM	180.260	-	-	35.505	-	-
NEPAL	-	46.996	-	-	8.997	-
VIET NAM	3.704.517	1.561.045	-57,86	684.448	294.852	-56,92
MALDIVES	-	1.200	-	-	598	-
INDIA	706.715	280.863	-60,26	231.413	72.232	-68,79
UNITED ARAB EMIRATES	9.608	-	-	22.962	-	-
REUNION	69.570	20.565	-70,44	14.360	4.934	-65,64
GHANA	2.668.608	2.456.064	-7,96	539.460	501.360	-7,06
NIGERIA	-	1.758.660	-	-	353.020	-
NIGER	1.640	-	-	12.822	-	-
SOUTH AFRICA	67.056	33.880	-49,48	14.021	7.446	-46,89
AUSTRALIA	60	552.754	921.156,67	531	263.013	49.431,59
NEW ZEALAND	-	720.780	-	-	178.111	-
GUAM	135.218	83.353	-38,36	33.361	21.085	-36,80
PALAU	20.280	-	-	4.494	-	-
NEW CALEDONIA	43.440	89.460	105,94	10.656	21.139	98,38
NORTHERN MARIANA ISLANDS	22.320	22.170	-0,67	4.834	5.362	10,92
VANUATU	-	40.402	-	-	10.359	-
FIJI	190.825	-	-	44.416	-	-
EAST TIMOR	-	32.532	-	-	12.940	-
UNITED STATES	12.610	9.613	-23,77	41.465	10.572	-74,50
COLOMBIA	-	40	-	-	126	-
FRENCH POLYNESIA	-	45.840	-	-	6.807	-
UNITED KINGDOM	161.140	57.720	-64,18	35.175	13.205	-62,46
FRANCE	73.590	-	-	17.149	-	-
GERMANY, FED. REP. OF	236.870	-	-	41.883	-	-
BELGIUM	21.750	-	-	5.553	-	-
SPAIN	80.100	219.355	173,85	21.751	46.767	115,01
POLAND	454.384	937.890	106,41	111.420	213.026	91,19
ROMANIA	296.980	624.728	110,36	63.880	139.279	118,03
UKRAINE	21.938	-	-	4.866	-	-
BARANG DARI MARMER, GRANIT DAN BATU LAINNYA	**5.051.429**	**4.568.706**	**-9,56**	**3.645.823**	**3.705.348**	**1,63**
JAPAN	176.102	168.392	-4,38	81.770	50.143	-38,68
HONG KONG	51	-	-	2.058	-	-
KOREA, REPUBLIC OF	61.315	30.617	-50,07	31.787	49.368	55,31
TAIWAN	121.088	33.224	-72,56	36.546	7.893	-78,40
CHINA	305	514	68,39	2.546	1.187	-53,38
THAILAND	122.112	107.020	-12,36	66.242	65.761	-0,73
SINGAPORE	38.913	72.058	85,18	22.005	19.447	-11,63
PHILIPPINES	31.836	155.060	387,06	31.415	105.922	237,17
MALAYSIA	3.650	7.999	119,15	2.575	58.514	2.172,40
VIET NAM	660	-	-	1.188	-	-
MALDIVES	45.245	668	-98,52	12.458	10.093	-18,98
INDIA	52.205	73.781	41,33	25.530	42.104	64,92
PAKISTAN	-	23.539	-	-	13.361	-
SRI LANKA	11.070	-	-	7.320	-	-
SAUDI ARABIA	4.313	-	-	4.211	-	-
ISRAEL	150	-	-	504	-	-

https://www.bps.go.id

TABEL 6. PERKEMBANGAN EKSPOR INDONESIA MENURUT KOMODITI DAN NEGARA TUJUAN
JANUARI - MARET 2021 DAN 2022

KOMODITI / NEGARA TUJUAN	BERAT BERSIH (KG)		PERUB	NILAI FOB (US $)		PERUB
	JAN-MAR 2021	JAN-MAR 2022	%	JAN-MAR 2021	JAN-MAR 2022	%
(1)	(2)	(3)	(4)	(5)	(6)	(7)
KUWAIT	450	92	-79,56	2.050	800	-60,98
OMAN	11.788	-	-	6.775	-	-
TURKEY	-	1.635	-	-	618	-
UNITED ARAB EMIRATES	4.140	4.374	5,66	10.594	4.029	-61,97
QATAR	-	2.143	-	-	10.622	-
EGYPT	-	3.763	-	-	2.275	-
MOROCCO	5.623	30.010	433,70	2.119	24.641	1.063,10
MADAGASCAR	90	-	-	89	-	-
REUNION	15.621	528	-96,62	16.904	144	-99,15
COTE D'IVOIRE	6.600	53.094	704,45	4.050	33.003	714,89
SENEGAL	14.000	19.415	38,68	9.002	16.494	83,23
SEYCHELLES	-	315	-	-	975	-
SOUTH AFRICA	2.987	1.652	-44,69	3.281	1.433	-56,31
MAURITIUS	65	30.809	47.298,46	186	23.472	12.519,19
AUSTRALIA	182.877	144.106	-21,20	85.636	80.645	-5,83
NEW ZEALAND	8.130	48.073	491,30	10.636	17.190	61,63
NEW CALEDONIA	8	4.605	57.462,50	124	3.581	2.789,63
NORTHERN MARIANA ISLANDS	-	260	-	-	165	-
SAINT VINCENT AND THE GRENADINES	-	13.801	-	-	12.375	-
EAST TIMOR	2.265	4.666	106,00	204	1.579	673,77
UNITED STATES	287.109	327.477	14,06	365.971	344.178	-5,95
CANADA	15.646	4.454	-71,53	30.020	5.123	-82,93
MEXICO	65.291	198.900	204,64	42.605	133.119	212,45
PANAMA	5.698	-	-	3.967	-	-
CHILE	-	370	-	-	2.400	-
ARGENTINA	542.243	575.048	6,05	333.688	357.895	7,25
BRAZIL	1.097.435	661.818	-39,69	619.067	360.806	-41,72
COLOMBIA	25.840	8.082	-68,72	20.516	6.528	-68,18
URUGUAY	38.227	144	-99,62	29.660	24	-99,92
ECUADOR	24.870	24.233	-2,56	33.699	35.187	4,42
PERU	2.737	-	-	1.690	-	-
JAMAICA	6.224	58.087	833,27	2.663	20.266	661,09
PUERTO RICO	-	3.600	-	-	9.450	-
DOMINICAN REPUBLIC	471	24.553	5.109,53	440	20.523	4.567,42
COSTA RICA	101.789	92.870	-8,76	47.319	47.843	1,11
ARUBA	-	24.990	-	-	22.432	-
CAYMAN ISLANDS	1.499	800	-46,63	1.795	2.973	65,60
FRENCH POLYNESIA	14.164	5.259	-62,87	7.841	3.462	-55,85
MARTINIQUE	16.484	750	-95,45	17.030	158	-99,07
TURKS AND CAICOS ISLANDS	890	1.569	76,27	969	1.348	39,07
GUADELOUPE	33.988	44.422	30,70	38.091	47.770	25,41
U.S. VIRGIN ISLANDS	-	129	-	-	111	-
UNITED KINGDOM	55.842	43.049	-22,91	56.028	40.800	-27,18
NETHERLANDS	287.345	167.367	-41,75	294.836	158.386	-46,28
FRANCE	255.794	202.483	-20,84	179.773	385.894	114,66
GERMANY, FED. REP. OF	275.413	157.425	-42,84	201.368	181.947	-9,64
AUSTRIA	5.908	1.382	-76,61	6.161	888	-85,59
BELGIUM	57.940	47.718	-17,64	39.907	52.267	30,97
SWITZERLAND	603	108	-82,09	794	65	-91,76
DENMARK	32.751	5.314	-83,77	27.399	6.057	-77,90
NORWAY	250	600	140,00	629	827	31,54
SWEDEN	11.495	4.911	-57,28	15.399	10.753	-30,17
FINLAND	17.452	-	-	8.468	-	-
ITALY	271.572	156.319	-42,44	224.145	97.848	-56,35
SPAIN	521.209	587.112	12,64	460.979	601.327	30,45
PORTUGAL	17.563	32.905	87,35	5.587	19.016	240,36
GREECE	888	20.059	2.159,85	4.093	20.201	393,54
HUNGARY	80	-	-	161	-	-
POLAND	-	33.951	-	-	32.690	-
UKRAINE	2.450	-	-	4.200	-	-
LITHUANIA	1.847	72	-96,10	1.162	29	-97,54
ESTONIA	11.450	13.725	19,87	12.000	15.000	25,00
SLOVENIA	-	441	-	-	1.923	-
CZECH REPUBLIC	1.400	-	-	2.503	-	-
RUSSIA FEDERATION	17.412	-	-	23.243	-	-
MONTENEGRO	500	-	-	152	-	-
BARANG TAHAN API DARI TANAH LIAT/KERAMIK LAINNYA	**1.816.556**	**1.410.240**	**-22,37**	**2.783.568**	**1.832.340**	**-34,17**
JAPAN	1.248.915	889.178	-28,80	2.153.679	1.373.554	-36,22
TAIWAN	322.689	254.341	-21,18	277.812	200.144	-27,96
SINGAPORE	107.795	23.530	-78,17	197.146	20.039	-89,84
PHILIPPINES	-	20.443	-	-	22.972	-
MALAYSIA	62.877	149.979	138,53	71.218	124.760	75,18
NIGERIA	13.835	-	-	16.717	-	-
AUSTRALIA	55.495	68.445	23,33	64.884	87.833	35,37
EAST TIMOR	4.950	4.320	-12,73	2.111	3.024	43,22
UNITED STATES	-	5	-	-	13	-
BARANG DARI MARMER DAN GRANIT UNTUK KEPERLUAN	**866.736**	**604.397**	**-30,27**	**1.146.542**	**853.881**	**-25,53**
JAPAN	13.550	22.344	64,90	12.900	9.523	-26,17
KOREA, REPUBLIC OF	8.581	-	-	6.174	-	-
TAIWAN	8.300	-	-	3.350	-	-
THAILAND	9.000	1.000	-88,89	4.500	50	-98,89
SINGAPORE	150	3.816	2.444,00	562	6.941	1.134,87

https://www.bps.go.id

TABEL 6. PERKEMBANGAN EKSPOR INDONESIA MENURUT KOMODITI DAN NEGARA TUJUAN
JANUARI - MARET 2021 DAN 2022

KOMODITI / NEGARA TUJUAN	BERAT BERSIH (KG)		PERUB	NILAI FOB (US $)		PERUB
	JAN-MAR 2021	JAN-MAR 2022	%	JAN-MAR 2021	JAN-MAR 2022	%
(1)	(2)	(3)	(4)	(5)	(6)	(7)
PHILIPPINES	-	105	-	-	116	-
CAMBODIA	-	5.320	-	-	5.083	-
MALDIVES	-	42	-	-	638	-
INDIA	41.766	28.645	-31,42	42.383	35.336	-16,63
TURKEY	-	730	-	-	1.100	-
UNITED ARAB EMIRATES	1.878	3.875	106,34	7.448	6.466	-13,19
REUNION	6.740	-	-	4.834	-	-
SENEGAL	1.760	-	-	2.911	-	-
MAURITIUS	-	400	-	-	444	-
AUSTRALIA	163.758	50.974	-68,87	170.464	32.309	-81,05
NEW ZEALAND	85	-	-	257	-	-
UNITED STATES	186.116	97.894	-47,40	233.376	148.160	-36,51
CANADA	15.849	14.826	-6,45	29.441	20.368	-30,82
MEXICO	-	3.700	-	-	3.675	-
PANAMA	-	1.770	-	-	726	-
ARGENTINA	-	95	-	-	169	-
COSTA RICA	115	-	-	212	-	-
HAITI	25	-	-	221	-	-
ARUBA	15.050	-	-	3.321	-	-
FRENCH POLYNESIA	1.800	-	-	1.209	-	-
UNITED KINGDOM	405	84	-79,26	728	165	-77,27
NETHERLANDS	153.173	69.837	-54,41	204.043	99.031	-51,47
FRANCE	39.408	120.354	205,40	45.855	175.104	281,87
GERMANY, FED. REP. OF	25.433	5.180	-79,63	44.610	4.616	-89,65
BELGIUM	132.632	63.142	-52,39	244.986	120.581	-50,78
DENMARK	-	20	-	-	126	-
ITALY	60	17.717	29.428,33	300	27.621	9.107,01
SPAIN	13.704	22.092	61,21	38.566	55.649	44,30
PORTUGAL	-	35	-	-	206	-
GREECE	18.225	35.631	95,50	36.328	64.843	78,49
POLAND	3.100	27.161	776,17	2.251	25.456	1.030,68
LITHUANIA	-	93	-	-	459	-
CZECH REPUBLIC	5	-	-	53	-	-
RUSSIA FEDERATION	6.069	7.515	23,83	5.261	8.919	69,51
BARANG DARI GIPS UNTUK KONSTRUKSI	**7.636.899**	**8.070.023**	**5,67**	**1.332.107**	**1.390.116**	**4,35**
HONG KONG	151.728	86.472	-43,01	38.891	23.431	-39,75
KOREA, REPUBLIC OF	38.527	12.842	-66,67	9.744	3.843	-60,56
CHINA	17.714	-	-	7.813	-	-
THAILAND	60.000	-	-	9.759	-	-
SINGAPORE	1.894.888	2.347.663	23,89	253.773	326.660	28,72
PHILIPPINES	763.046	1.564.543	105,04	109.540	241.826	120,76
MALAYSIA	2.472.850	2.812.286	13,73	393.970	472.422	19,91
BRUNEI DARUSSALAM	754.695	332.066	-56,00	126.201	54.671	-56,68
VIET NAM	667.368	333.496	-50,03	92.256	44.030	-52,27
MALDIVES	334.764	298.499	-10,83	88.186	74.035	-16,05
OMAN	45.818	-	-	16.682	-	-
TURKEY	-	825	-	-	82.449	-
UNITED ARAB EMIRATES	171.213	16.200	-90,54	59.667	3.968	-93,35
NIGER	18.358	-	-	56.788	-	-
AUSTRALIA	186.624	186.624	0,00	57.715	49.363	-14,47
NEW ZEALAND	59.305	-	-	11.120	-	-
EAST TIMOR	-	16.405	-	-	3.996	-
UNITED STATES	-	62.102	-	-	9.424	-
ALAT-ALAT LABORATORIUM, FARMASI DAN KESEHATAN DARI KACA	**113.906**	**144.882**	**27,19**	**1.491.717**	**1.999.225**	**34,02**
JAPAN	10.808	11.727	8,50	264.523	298.743	12,94
TAIWAN	-	633	-	-	4.959	-
CHINA	6	21	253,33	179	239	33,72
THAILAND	18.909	16.652	-11,94	145.795	120.708	-17,21
SINGAPORE	1.474	-	-	17.860	-	-
PHILIPPINES	1.739	3.265	87,72	31.098	51.090	64,29
MALAYSIA	12.146	17.825	46,76	111.499	147.776	32,54
VIET NAM	390	-	-	9.528	-	-
INDIA	-	1.034	-	-	30.507	-
PAKISTAN	-	817	-	-	19.742	-
BANGLADESH	17.660	19.583	10,89	145.241	148.966	2,56
SAUDI ARABIA	5.253	4.154	-20,92	61.739	45.680	-26,01
UNITED ARAB EMIRATES	-	2.742	-	-	12.879	-
SIERRA LEONE	-	2.050	-	-	14.200	-
AUSTRALIA	536	-	-	31.379	-	-
EAST TIMOR	-	15	-	-	15	-
BRAZIL	69	-	-	5.666	-	-
UNITED KINGDOM	661	902	36,36	10.943	39.391	259,98
FRANCE	13.299	31.132	134,10	210.431	535.361	154,41
GERMANY, FED. REP. OF	30.957	31.694	2,38	445.837	462.507	3,74
SWITZERLAND	-	133	-	-	21.432	-
SPAIN	-	500	-	-	45.030	-
KAPUR	**-**	**3.023**	**-**	**-**	**2.600**	**-**
NEW ZEALAND	-	3.023	-	-	2.600	-
BARANG BUKAN LOGAM LAINNYA	**3.207.299**	**3.481.205**	**8,54**	**1.267.466**	**1.521.257**	**20,02**
JAPAN	211.334	240.023	13,58	171.502	212.707	24,03

https://www.bps.go.id

TABEL 6. PERKEMBANGAN EKSPOR INDONESIA MENURUT KOMODITI DAN NEGARA TUJUAN
JANUARI - MARET 2021 DAN 2022

KOMODITI / NEGARA TUJUAN	BERAT BERSIH (KG)		PERUB	NILAI FOB (US $)		PERUB
	JAN-MAR 2021	JAN-MAR 2022	%	JAN-MAR 2021	JAN-MAR 2022	%
(1)	(2)	(3)	(4)	(5)	(6)	(7)
HONG KONG	12.900	98.109	660,54	3.498	33.222	849,86
KOREA, REPUBLIC OF	4.082	133.400	3.167,90	22.522	122.831	445,37
TAIWAN	28.932	14.173	-51,01	34.556	21.969	-36,43
CHINA	398	12.341	3.003,15	3.346	33.384	897,72
PAPUA NEW GUINEA	220.139	110.520	-49,80	98.765	65.736	-33,44
THAILAND	83.926	96.739	15,27	73.401	119.111	62,27
SINGAPORE	76.448	208.178	172,31	87.636	139.320	58,98
PHILIPPINES	482.428	327.330	-32,15	153.303	84.553	-44,85
MALAYSIA	1.656.467	1.462.001	-11,74	284.169	307.165	8,09
MYANMAR	7.220	297.000	4.013,57	5.079	43.500	756,42
BRUNEI DARUSSALAM	5.600	26.000	364,29	1.785	637	-64,32
VIET NAM	154.111	98.886	-35,83	60.574	129.868	114,39
MALDIVES	3.400	23.000	576,47	930	3.060	229,03
INDIA	1.500	6.500	333,33	2.276	10.835	375,97
PAKISTAN	23.000	7.525	-67,28	11.740	17.320	47,53
BANGLADESH	2.813	35	-98,76	26.058	8.998	-65,47
SAUDI ARABIA	-	540	-	-	2.175	-
KUWAIT	68	-	-	2.456	-	-
JORDAN	-	631	-	-	4.944	-
UNITED ARAB EMIRATES	18	-	-	36	-	-
NIGERIA	-	208	-	-	11.607	-
NIGER	732	-	-	4.527	-	-
AUSTRALIA	26.206	1.427	-94,55	21.258	3.012	-85,83
NEW ZEALAND	58	80.000	137.831,03	445	19.600	4.302,81
EAST TIMOR	181.735	227.333	25,09	48.194	46.380	-3,76
UNITED STATES	471	1.347	186,08	11.024	46.171	318,81
BRAZIL	17.435	1.343	-92,30	124.388	19.038	-84,69
COSTA RICA	445	-	-	900	-	-
UNITED KINGDOM	42	52	23,81	655	863	31,68
NETHERLANDS	4.812	4.982	3,53	4.766	4.341	-8,93
FRANCE	8	750	9.768,42	93	124	32,64
AUSTRIA	10	-	-	308	-	-
SWITZERLAND	-	167	-	-	146	-
LUXEMBOURG	-	14	-	-	686	-
SWEDEN	5	-	-	1.572	-	-
ITALY	44	-	-	1.110	-	-
SPAIN	400	653	63,35	3.511	7.956	126,60
GREECE	81	-	-	1.020	-	-
HUNGARY	24	-	-	11	-	-
RUSSIA FEDERATION	8	-	-	49	-	-
BESI/BAJA	**2.766.701.651**	**3.667.258.153**	**32,55**	**3.714.238.919**	**6.833.063.195**	**83,97**
JAPAN	31.270.201	24.740.143	-20,88	12.062.968	10.963.446	-9,11
HONG KONG	46.676	195.639	319,15	130.777	267.874	104,83
KOREA, REPUBLIC OF	77.235.038	168.373.512	118,00	90.025.081	194.901.845	116,50
TAIWAN	326.424.246	379.468.826	16,25	435.856.950	595.784.303	36,69
CHINA	1.550.874.040	1.849.835.194	19,28	2.371.049.173	4.330.793.197	82,65
MONGOLIA	-	13.065	-	-	150	-
PAPUA NEW GUINEA	883.519	2.120.498	140,01	1.409.454	3.668.906	160,31
THAILAND	98.293.471	92.254.462	-6,14	74.033.501	129.506.170	74,93
SINGAPORE	40.996.221	129.328.069	215,46	39.466.686	41.904.882	6,18
PHILIPPINES	68.847.468	185.048.509	168,78	35.110.574	119.182.489	239,45
MALAYSIA	148.554.536	88.864.156	-40,18	126.841.840	171.632.214	35,31
MYANMAR	237.778	506.921	113,19	303.825	4.889.715	1.509,39
CAMBODIA	175.990	547.267	210,97	219.357	871.458	297,28
BRUNEI DARUSSALAM	12.074	164.435	1.261,90	162.344	428.123	163,71
VIET NAM	89.466.064	166.913.161	86,57	112.894.239	272.370.670	141,26
MALDIVES	-	106	-	-	6.200	-
INDIA	42.284.497	108.466.385	156,52	85.773.430	285.983.051	233,42
PAKISTAN	314.986	66.939.523	21.151,59	178.654	57.610.664	32.147,05
BANGLADESH	15.846.936	2.857.151	-81,97	10.648.285	2.267.408	-78,71
SRI LANKA	58.726.457	30.523.502	-48,02	30.879.430	18.424.156	-40,34
IRAQ	21.230	135.350	537,56	463.536	240.246	-48,17
SAUDI ARABIA	213.381	1.144.685	436,45	1.996.557	7.623.769	281,85
ISRAEL	19.620	48.070	145,01	42.560	145.720	242,39
KUWAIT	190	611	222,44	3.588	14.953	316,74
JORDAN	108.000	-	-	119.340	-	-
LEBANON	-	13.578	-	-	39.744	-
OMAN	16	137	768,74	551	23.000	4.073,93
TURKEY	34.329.141	36.414.923	6,08	62.442.104	73.311.218	17,41
UNITED ARAB EMIRATES	1.713.222	12.870.624	651,25	15.899.336	25.637.648	61,25
QATAR	197.416	170.081	-13,85	1.518.403	2.312.420	52,29
BAHRAIN	24.000	16.950	-29,38	41.061	40.587	-1,16
EGYPT	2.952.105	11.194.339	279,20	1.659.896	8.915.483	437,11
TUNISIA	78.723	-	-	496.054	-	-
ALGERIA	212.000	869.720	310,25	213.060	1.542.975	624,20
SUDAN	295	322	9,34	36.650	29.624	-19,17
ETHIOPIA	87	-	-	2.120	-	-
TANZANIA, UNITED REP. OF	5.252.000	49.903	-99,05	2.861.276	60.592	-97,88
KENYA	19.266.250	-	-	10.534.202	-	-
MOZAMBIQUE	808.980	-	-	2.393.014	-	-
GHANA	-	318.879	-	-	1.455.462	-
GUINEA	108	-	-	250	-	-
ANGOLA	36	1.446.557	4.018.114,17	2.655	8.186.858	308.216,74
CONGO	-	626.370	-	-	1.391.915	-

https://www.bps.go.id

TABEL 6. PERKEMBANGAN EKSPOR INDONESIA MENURUT KOMODITI DAN NEGARA TUJUAN
JANUARI - MARET 2021 DAN 2022

KOMODITI / NEGARA TUJUAN	BERAT BERSIH (KG)		PERUB	NILAI FOB (US $)		PERUB
	JAN-MAR 2021	JAN-MAR 2022	%	JAN-MAR 2021	JAN-MAR 2022	%
(1)	(2)	(3)	(4)	(5)	(6)	(7)
NIGERIA	-	442.763	-	-	2.892.390	-
SIERRA LEONE	1.000	-	-	3.780	-	-
GABON	-	17.940	-	-	49.283	-
MAURITANIA	-	5.627.211	-	-	34.925.616	-
SEYCHELLES	-	101.690	-	-	187.264	-
NIGER	403	-	-	5.002	-	-
SOUTH AFRICA	4.962.876	26.605	-99,46	3.696.300	46.359	-98,75
MAURITIUS	980.867	761.439	-22,37	1.099.651	929.499	-15,47
AUSTRALIA	26.200.379	32.254.030	23,11	22.806.244	33.901.735	48,65
NEW ZEALAND	2.727.660	3.464.982	27,03	2.396.931	4.170.635	74,00
VANUATU	138.010	332.316	140,79	80.366	258.131	221,19
WALLIS AND FUTUNA ISLANDS	-	48.000	-	-	82.967	-
AMERICAN SAMOA	55.229	131.711	138,48	37.116	123.216	231,98
FIJI	24.782	486.575	1.863,46	30.092	873.580	2.803,02
SAMOA	54.202	103.076	90,17	35.753	115.385	222,73
SOLOMON ISLANDS	55.247	-	-	35.057	-	-
TONGA	82.835	22.617	-72,70	55.294	30.378	-45,06
EAST TIMOR	1.546.235	3.834.759	148,01	917.289	2.287.327	149,36
UNITED STATES	6.627.856	21.050.555	217,61	12.158.505	39.420.600	224,22
CANADA	3.881.885	1.387.588	-64,25	3.355.702	2.221.257	-33,81
MEXICO	277.653	972.574	250,28	699.847	3.040.107	334,40
PANAMA	-	1.569.573	-	-	8.045.784	-
CHILE	2.738	-	-	1.835	-	-
ARGENTINA	34.909	9.520	-72,73	87.867	16.306	-81,44
BRAZIL	42.693	59.528	39,43	98.409	307.390	212,36
COLOMBIA	51.077	2.586	-94,94	450.161	33.269	-92,61
PUERTO RICO	1.141.839	-	-	649.409	-	-
COSTA RICA	5	-	-	11	-	-
FRENCH POLYNESIA	57	537.350	946.605,43	1.751	992.985	56.619,94
UNITED KINGDOM	698.067	1.050.790	50,53	3.548.092	4.061.533	14,47
NETHERLANDS	3.413.849	17.897.015	424,25	10.019.422	15.924.764	58,94
FRANCE	323.361	1.215.865	276,01	857.841	6.384.310	644,23
GERMANY, FED. REP. OF	275.938	286.311	3,76	749.727	1.213.039	61,80
AUSTRIA	94.904	-	-	18.229	-	-
BELGIUM	692.929	36.458.836	5.161,55	1.218.068	27.071.413	2.122,49
LUXEMBOURG	-	20.190	-	-	478.290	-
NORWAY	431.924	479.643	11,05	2.044.910	2.811.548	37,49
SWEDEN	132.474	197.860	49,36	402.718	793.548	97,05
ITALY	54.026.546	113.359.051	109,82	89.759.775	198.727.433	121,40
SPAIN	33.823.323	57.697.167	70,58	21.225.916	60.039.628	182,86
PORTUGAL	7.500.000	-	-	5.861.000	-	-
GREECE	-	33.991	-	-	100.775	-
HUNGARY	-	214	-	-	672	-
POLAND	510.400	415.378	-18,62	1.420.142	1.427.168	0,49
ROMANIA	1.474	333	-77,39	53.948	4.070	-92,46
AZERBAIJAN	4.340	17.362	300,05	43.222	118.437	174,02
KYRGYZSTAN	-	5	-	-	460	-
UKRAINE	58.728	-	-	156.078	-	-
UZBEKISTAN	-	88	-	-	1.600	-
SLOVAKIA	-	23.987	-	-	82.887	-
SLOVENIA	35.360	-	-	187.797	-	-
RUSSIA FEDERATION	100.607	2.377.452	2.263,12	196.880	6.441.025	3.171,55
LOGAM DASAR MULIA	**466.977**	**468.260**	**0,27**	**772.580.085**	**672.336.400**	**-12,98**
JAPAN	366.532	411.013	12,14	240.463.759	293.209.514	21,94
HONG KONG	5.232	25.497	387,28	6.451.201	89.860.316	1.292,92
CHINA	5	33	587,50	119	383.850	321.308,24
THAILAND	1.105	974	-11,80	40.864.370	29.718.240	-27,28
SINGAPORE	30.254	18.502	-38,85	361.603.776	175.184.195	-51,55
PHILIPPINES	-	0	-	-	50	-
MALAYSIA	859	-	-	93.838	-	-
INDIA	42.880	2.000	-95,34	2.793.635	1.418.167	-49,24
AUSTRALIA	9.692	-	-	29.741.208	-	-
UNITED STATES	1.171	2.254	92,40	817.162	332.818	-59,27
UNITED KINGDOM	1.372	3.358	144,70	30.742	101.165	229,08
SWITZERLAND	7.646	4.629	-39,45	89.687.606	82.128.086	-8,43
LITHUANIA	229	-	-	13.828	-	-
CZECH REPUBLIC	0	-	-	18.840	-	-
TEMBAGA	**78.403.487**	**89.069.740**	**13,60**	**610.498.792**	**802.954.595**	**31,52**
JAPAN	3.610.716	1.126.205	-68,81	29.053.154	9.969.209	-65,69
HONG KONG	333.383	321.503	-3,56	2.070.560	2.637.348	27,37
KOREA, REPUBLIC OF	3.044.417	3.209.961	5,44	22.618.215	29.519.024	30,51
TAIWAN	3.939.794	3.918.278	-0,55	31.508.674	38.037.652	20,72
CHINA	24.433.206	27.822.901	13,87	167.545.483	202.162.492	20,66
THAILAND	9.637.469	13.326.173	38,27	79.516.302	132.981.282	67,24
SINGAPORE	922.392	1.724.346	86,94	6.630.471	15.110.836	127,90
PHILIPPINES	1.143.858	850.949	-25,61	9.851.276	8.703.967	-11,65
MALAYSIA	18.133.731	25.178.198	38,85	153.299.029	248.863.220	62,34
MYANMAR	40.000	20.000	-50,00	231.212	200.909	-13,11
CAMBODIA	191.483	6.707	-96,50	56.126	6.959	-87,60
VIET NAM	11.254.647	9.982.797	-11,30	93.356.159	99.350.378	6,42
MALDIVES	58	40	-31,03	2.462	429	-82,59
INDIA	240.161	292.876	21,95	1.914.997	2.442.465	27,54
PAKISTAN	65.972	7.988	-87,89	495.300	75.007	-84,86

https://www.bps.go.id

TABEL 6. PERKEMBANGAN EKSPOR INDONESIA MENURUT KOMODITI DAN NEGARA TUJUAN
JANUARI - MARET 2021 DAN 2022

KOMODITI / NEGARA TUJUAN	BERAT BERSIH (KG)		PERUB	NILAI FOB (US $)		PERUB
	JAN-MAR 2021	JAN-MAR 2022	%	JAN-MAR 2021	JAN-MAR 2022	%
(1)	(2)	(3)	(4)	(5)	(6)	(7)
BANGLADESH	1.000.832	941.562	-5,92	7.981.443	8.696.597	8,96
SRI LANKA	3.335	3.492	4,72	22.186	26.273	18,42
IRAN (ISLAMIC REPUBLIC OF)	-	3	-	-	138	-
TURKEY	81.943	114.867	40,18	670.994	1.089.889	62,43
UNITED ARAB EMIRATES	26.093	-	-	196.871	-	-
EGYPT	13.993	-	-	119.220	-	-
SOUTH AFRICA	40	-	-	815	-	-
AUSTRALIA	50.811	78.779	55,04	350.630	710.944	102,76
NEW ZEALAND	5.000	10.000	100,00	48.655	106.895	119,70
EAST TIMOR	2.443	-	-	747	-	-
UNITED STATES	202.957	119.942	-40,90	2.787.764	2.115.291	-24,12
CANADA	-	9.525	-	-	133.932	-
BRAZIL	-	70	-	-	700	-
UNITED KINGDOM	2.274	2.274	0,00	7.950	11.550	45,28
NETHERLANDS	3.700	22	-99,41	9.613	100	-98,96
FRANCE	224	-	-	2.275	-	-
GERMANY, FED. REP. OF	22	-	-	682	-	-
AUSTRIA	-	131	-	-	80	-
BELGIUM	4	4	10,47	1	93	7.736,33
ITALY	18.490	6	-99,97	149.214	273	-99,82
PORTUGAL	-	120	-	-	654	-
POLAND	40	20	-50,00	310	7	-97,66
RUSSIA FEDERATION	0	-	-	3	-	-
TIMAH	**14.239.609**	**14.749.609**	**3,58**	**348.763.372**	**632.919.882**	**81,48**
JAPAN	1.712.602	1.237.266	-27,76	42.761.413	53.960.926	26,19
HONG KONG	26.966	-	-	654.941	-	-
KOREA, REPUBLIC OF	2.229.033	1.834.784	-17,69	55.549.469	78.899.867	42,04
TAIWAN	918.575	567.091	-38,26	23.550.369	24.211.000	2,81
CHINA	475.059	4.839.959	918,81	11.599.755	206.559.968	1.680,73
SINGAPORE	1.666.130	1.950.867	17,09	39.767.966	83.485.999	109,93
PHILIPPINES	-	39.854	-	-	1.754.540	-
MALAYSIA	192.965	220.781	14,42	5.042.155	9.799.251	94,35
VIET NAM	25.139	1.080	-95,70	590.623	45.520	-92,29
INDIA	1.580.570	1.484.471	-6,08	39.151.267	64.258.022	64,13
TURKEY	300.456	250.304	-16,69	7.882.394	10.920.312	38,54
UNITED ARAB EMIRATES		50.291	-	-	2.092.106	-
SOUTH AFRICA	24.970	-	-	624.240	-	-
UNITED STATES	1.678.250	250.000	-85,10	39.272.786	10.635.750	-72,92
UNITED KINGDOM	100.592	-	-	2.231.626	-	-
NETHERLANDS	2.054.768	905.688	-55,92	48.899.182	38.548.469	-21,17
BELGIUM	199.914	591.406	195,83	4.825.029	25.307.434	424,50
ITALY	625.994	374.768	-40,13	15.075.795	15.975.594	5,97
SPAIN	200.303	125.356	-37,42	4.910.767	5.378.649	9,53
POLAND	50.232	-	-	1.395.445	-	-
BULGARIA	25.139	25.144	0,02	724.872	1.071.889	47,87
RUSSIA FEDERATION	151.954	500	-99,67	4.253.277	14.585	-99,66
NIKEL	**18.668.299**	**115.522.769**	**518,82**	**208.717.585**	**898.387.938**	**330,43**
JAPAN	18.519.838	16.896.622	-8,76	207.477.653	236.213.577	13,85
HONG KONG	-	49.450	-	-	78.873	-
KOREA, REPUBLIC OF	102.500	14.113.789	13.669,55	250.875	71.066.092	28.227,29
CHINA	-	73.910.330	-	-	520.987.908	-
THAILAND	50	-	-	400	-	-
SINGAPORE	1.654	-	-	3.347	-	-
PHILIPPINES	89	-	-	3.458	-	-
MALAYSIA	-	10.518.535	-	-	69.948.502	-
INDIA	-	34.000	-	-	76.500	-
UNITED STATES	17.167	31	-99,82	127.760	1.810	-98,58
BRAZIL	26.987	12	-99,96	854.005	14.677	-98,28
FRANCE	15	-	-	62	-	-
LIECHTENSTEIN	1	-	-	25	-	-
ALUMUNIUM	**47.417.394**	**52.508.051**	**10,74**	**122.994.557**	**176.065.216**	**43,15**
JAPAN	3.397.397	2.695.509	-20,66	8.623.507	7.739.192	-10,25
HONG KONG	52.977	45.105	-14,86	89.957	128.326	42,65
KOREA, REPUBLIC OF	1.921.750	1.909.719	-0,63	2.165.569	3.392.182	56,64
TAIWAN	815.682	869.149	6,55	2.930.202	4.273.835	45,85
CHINA	6.921.096	11.051.780	59,68	13.297.747	24.930.677	87,48
PAPUA NEW GUINEA	-	5	-	-	42	-
THAILAND	2.498.760	2.429.886	-2,76	6.301.267	7.521.227	19,36
SINGAPORE	731.323	410.934	-43,81	1.718.761	1.462.138	-14,93
PHILIPPINES	1.457.210	694.255	-52,36	3.744.787	2.369.372	-36,73
MALAYSIA	3.676.430	401.224	-89,09	8.225.505	1.586.206	-80,72
MYANMAR	150.003	63.517	-57,66	369.581	286.569	-22,46
CAMBODIA	-	200.000	-	-	711.923	-
VIET NAM	4.905.170	6.143.221	25,24	11.850.354	18.954.896	59,95
INDIA	1.400.957	2.967.635	111,83	3.475.535	10.607.751	205,21
PAKISTAN	144.084	100.144	-30,50	450.527	435.735	-3,28
BANGLADESH	32.779	4.000	-87,80	90.552	18.830	-79,21
SRI LANKA	4	-	-	31	-	-
SAUDI ARABIA	198.650	621	-99,69	258.158	1.150	-99,55
ISRAEL	5	-	-	8	-	-
LEBANON	-	1	-	-	8	-
TURKEY	259	220.000	84.881,59	450	795.702	176.899,64

https://www.bps.go.id

TABEL 6. PERKEMBANGAN EKSPOR INDONESIA MENURUT KOMODITI DAN NEGARA TUJUAN
JANUARI - MARET 2021 DAN 2022

KOMODITI / NEGARA TUJUAN	BERAT BERSIH (KG)		PERUB	NILAI FOB (US $)		PERUB
	JAN-MAR 2021	JAN-MAR 2022	%	JAN-MAR 2021	JAN-MAR 2022	%
(1)	(2)	(3)	(4)	(5)	(6)	(7)
UNITED ARAB EMIRATES	14	14	3,59	590	1.098	86,23
EGYPT	38.016	58	-99,85	114.048	7.085	-93,79
LIBYAN ARAB JAMAHIRIYA	-	2.563	-	-	11.064	-
ALGERIA	16	0	-99,97	3.819	1.139	-70,17
SUDAN	142	-	-	30	-	-
ETHIOPIA	270	-	-	2.206	-	-
CAMEROON	19.690	75	-99,62	90.328	243	-99,73
NIGERIA	9.321	17.800	90,97	70.829	127.926	80,61
COTE D'IVOIRE	265.650	367.750	38,43	1.216.605	2.010.159	65,23
SOUTH AFRICA	2.338	306.701	13.017,41	13.112	1.039.849	7.830,61
AUSTRALIA	5.319.983	5.498.619	3,36	15.723.468	21.945.854	39,57
NEW ZEALAND	48.147	17.299	-64,07	173.146	69.952	-59,60
SAINT VINCENT AND THE GRENADINES	5	-	-	290	-	-
FIJI	12.414	13.646	9,92	29.473	51.426	74,48
SOLOMON ISLANDS	-	761	-	-	7.231	-
EAST TIMOR	2.910	9.534	227,60	4.577	5.112	11,70
UNITED STATES	10.367.501	8.733.730	-15,76	32.361.483	36.605.627	13,11
CANADA	2.097.911	1.026.062	-51,09	6.320.108	4.267.633	-32,48
MEXICO	63.124	8.459	-86,60	209.240	63.201	-69,79
HONDURAS	-	101.454	-	-	361.768	-
PANAMA	1	-	-	19	-	-
ARGENTINA	-	0	-	-	57.592	-
BRAZIL	186	409	119,83	193	3.774	1.855,59
COLOMBIA	7	1	-92,86	3	5	71,52
ECUADOR	-	8	-	-	1.530	-
PERU	-	1	-	-	33	-
UNITED KINGDOM	316.628	476.849	50,60	1.195.248	2.202.906	84,31
NETHERLANDS	83.378	79.445	-4,72	235.062	331.048	40,83
FRANCE	138	57.037	41.375,60	6.624	248.104	3.645,44
GERMANY, FED. REP. OF	1.970	125.667	6.278,50	9.155	516.879	5.545,86
AUSTRIA	-	62.620	-	-	218.356	-
BELGIUM	96.972	579.792	497,90	332.088	2.384.024	617,89
SWITZERLAND	-	10.529	-	-	51.994	-
DENMARK	199.637	51	-99,97	697.801	1.840	-99,74
SWEDEN	359	39	-89,05	8.830	4.781	-45,85
FINLAND	470	-	-	2.935	-	-
ITALY	65.752	934.024	1.320,53	217.979	3.158.593	1.349,03
SPAIN	68.467	605.677	784,63	222.889	2.003.410	798,84
GREECE	-	4.140	-	-	18.409	-
POLAND	20.419	3.004.031	14.611,97	64.849	12.035.333	18.458,90
BULGARIA	-	101.767	-	-	354.699	-
LITHUANIA	-	8.836	-	-	44.208	-
SLOVENIA	32	130.877	408.890,63	1.186	537.986	45.259,42
CZECH REPUBLIC	10.935	7.290	-33,33	73.453	56.368	-23,26
RUSSIA FEDERATION	57	7.732	13.537,56	396	41.215	10.303,63
LOGAM DASAR BUKAN BESI	**244.622.870**	**446.324.733**	**82,45**	**83.355.545**	**254.697.458**	**205,56**
JAPAN	3.211.442	5.241.992	63,23	2.509.772	3.148.168	25,44
HONG KONG	101.748	-	-	94.570	-	-
KOREA, REPUBLIC OF	5.628.670	7.299.904	29,69	3.293.840	6.340.651	92,50
TAIWAN	411.020	1.216.281	195,92	245.214	1.068.739	335,84
CHINA	9.468.164	76.416.792	707,09	6.542.067	94.352.327	1.342,24
THAILAND	348.960	462.920	32,66	352.328	238.036	-32,44
SINGAPORE	177.100	19.353	-89,07	474.319	252.132	-46,84
PHILIPPINES	21.202	-	-	141.788	-	-
MALAYSIA	124.044.787	122.593.932	-1,17	37.516.426	48.200.736	28,48
CAMBODIA	-	0	-	-	271	-
VIET NAM	43.500	61.127	40,52	50.552	62.628	23,89
INDIA	101.093.198	230.091.030	127,60	31.581.590	83.662.045	164,91
PAKISTAN	25.651	52.164	103,36	66.859	171.005	155,77
BANGLADESH	-	14	-	-	1.118	-
SAUDI ARABIA	1	-	-	0	-	-
UNITED ARAB EMIRATES	6	12	93,67	0	1.776	5.919.600,00
QATAR	-	12.402	-	-	2.083	-
AUSTRALIA	213	-	-	20	-	-
EAST TIMOR	-	195	-	-	309	-
UNITED STATES	10.120	103.945	927,09	389.462	2.166.492	456,28
MEXICO	3.064	-	-	33.797	-	-
BRAZIL	-	201.434	-	-	616.900	-
UNITED KINGDOM	873	-	-	4.157	-	-
NETHERLANDS	-	11.895	-	-	50.047	-
GERMANY, FED. REP. OF	-	8.608	-	-	207.032	-
BELGIUM	23.151	23.000	-0,65	25.782	32.409	25,70
SWITZERLAND	-	3	-	-	1	-
SWEDEN	-	7.560	-	-	130.410	-
ITALY	-	2.500.000	-	-	13.988.000	-
ESTONIA	10.000	-	-	33.000	-	-
SLOVENIA	-	20	-	-	0	-
RUSSIA FEDERATION	-	150	-	-	4.143	-
SENG	**3.582.043**	**3.795.326**	**5,95**	**8.090.728**	**10.090.197**	**24,71**
JAPAN	911.110	800.000	-12,20	2.608.809	3.216.173	23,28
HONG KONG	-	114.568	-	-	240.499	-
KOREA, REPUBLIC OF	129.977	179.374	38,00	268.211	545.532	103,40
TAIWAN	65.000	46.699	-28,16	215.266	146.913	-31,75

https://www.bps.go.id

TABEL 6. PERKEMBANGAN EKSPOR INDONESIA MENURUT KOMODITI DAN NEGARA TUJUAN
JANUARI - MARET 2021 DAN 2022

KOMODITI / NEGARA TUJUAN	BERAT BERSIH (KG)		PERUB	NILAI FOB (US $)		PERUB
	JAN-MAR 2021	JAN-MAR 2022	%	JAN-MAR 2021	JAN-MAR 2022	%
(1)	(2)	(3)	(4)	(5)	(6)	(7)
CHINA	25.593	499.660	1.852,33	28.152	1.087.624	3.763,36
THAILAND	275.578	334.558	21,40	749.644	1.228.385	63,86
SINGAPORE	127.176	41.982	-66,99	522.516	127.049	-75,69
MALAYSIA	148.683	112.816	-24,12	236.615	294.889	24,63
MYANMAR	15.000	-	-	50.637	-	-
VIET NAM	500	45.000	8.900,00	1.540	187.203	12.054,03
INDIA	1.797.316	1.528.659	-14,95	3.173.050	2.706.397	-14,71
SRI LANKA	26.010	-	-	37.715	-	-
MOROCCO	40.000	20.000	-50,00	137.025	85.050	-37,93
AUSTRALIA	20.000	20.000	0,00	61.347	80.430	31,11
NEW ZEALAND	-	50.170	-	-	138.213	-
EAST TIMOR	100	1.840	1.740,00	200	5.841	2.820,60
BARANG DARI KAWAT	**37.351.150**	**36.903.001**	**-1,20**	**67.727.943**	**78.755.979**	**16,28**
JAPAN	8.697.792	8.048.641	-7,46	15.640.838	16.693.798	6,73
HONG KONG	23.304	24.803	6,44	35.780	58.369	63,13
KOREA, REPUBLIC OF	704.450	531.814	-24,51	1.117.876	888.330	-20,53
TAIWAN	148.325	79.415	-46,46	201.839	168.061	-16,74
CHINA	664.702	99.984	-84,96	1.463.735	458.381	-68,68
MONGOLIA	-	3.196	-	-	5.507	-
PAPUA NEW GUINEA	-	21.940	-	-	36.120	-
THAILAND	6.973.221	5.394.734	-22,64	11.659.989	11.235.807	-3,64
SINGAPORE	998.540	775.956	-22,29	3.306.717	1.450.951	-56,12
PHILIPPINES	567.915	520.622	-8,33	1.572.563	1.576.722	0,26
MALAYSIA	2.172.264	994.581	-54,21	3.410.832	2.137.041	-37,35
MYANMAR	17	327.669	1.950.309,17	164	1.539.387	938.550,76
CAMBODIA	1.194	1.539	28,91	7.742	9.580	23,74
BRUNEI DARUSSALAM	17.928	-	-	22.347	-	-
VIET NAM	1.787.999	432.924	-75,79	5.175.851	1.627.554	-68,55
INDIA	2.020.237	1.448.472	-28,30	3.506.626	2.926.307	-16,55
PAKISTAN	80.832	98.416	21,75	167.970	231.454	37,79
BANGLADESH	-	31	-	-	6.891	-
SRI LANKA	45	1.515	3.266,67	254	11.580	4.460,91
IRAQ	-	43.016	-	-	49.613	-
SAUDI ARABIA	120.434	113.346	-5,89	199.408	223.856	12,26
KUWAIT	-	40.080	-	-	48.390	-
YEMEN	53.969	67.983	25,97	61.717	93.195	51,00
OMAN	13.910	77.497	457,13	14.500	125.936	768,52
TURKEY	156	128	-18,45	1.303	553	-57,58
UNITED ARAB EMIRATES	306.588	401.441	30,94	530.160	818.985	54,48
QATAR	19.560	2.601	-86,70	19.442	29.358	51,01
BAHRAIN	3.000	70.184	2.239,47	2.694	109.634	3.969,01
EGYPT	47.860	20.000	-58,21	53.905	15.996	-70,33
LIBYAN ARAB JAMAHIRIYA	-	17.390	-	-	46.200	-
KENYA	32.083	-	-	45.685	-	-
NIGERIA	-	2.650	-	-	2.040	-
MAURITANIA	-	20.736	-	-	126.269	-
SOUTH AFRICA	139.260	110.751	-20,47	307.401	227.149	-26,11
AUSTRALIA	1.929.269	1.890.053	-2,03	3.868.934	4.624.538	19,53
NEW ZEALAND	351.106	533.047	51,82	797.320	1.406.937	76,46
NEW CALEDONIA	-	25.830	-	-	44.604	-
VANUATU	-	23.040	-	-	39.420	-
FIJI	32.681	20.417	-37,53	40.316	34.499	-14,43
SOLOMON ISLANDS	19.159	4	-99,98	41.729	358	-99,14
EAST TIMOR	77.760	89.051	14,52	122.684	113.722	-7,30
UNITED STATES	7.020.610	9.533.013	35,79	10.607.093	18.128.710	70,91
CANADA	45.557	176.738	287,95	202.701	416.309	105,38
MEXICO	1.221.457	3.131.113	156,34	1.351.992	5.642.724	317,36
PANAMA	7	-	-	32	-	-
CHILE	48.710	8.600	-82,34	64.940	13.121	-79,80
ARGENTINA	2.918	8.638	196,06	29.976	82.855	176,40
BRAZIL	78.705	133.060	69,06	191.736	393.109	105,03
COLOMBIA	-	0	-	-	4	-
PERU	17.660	-	-	37.815	-	-
UNITED KINGDOM	637.306	684.004	7,33	1.206.725	2.030.238	68,24
NETHERLANDS	5.757	0	-100,00	114.499	1	-100,00
FRANCE	3.547	3.273	-7,72	45.495	45.658	0,36
GERMANY, FED. REP. OF	109.646	472.958	331,35	232.340	1.804.185	676,53
BELGIUM	108.646	241.998	122,74	170.841	446.387	161,29
SWITZERLAND	0	-	-	36	-	-
DENMARK	285	-	-	2.315	-	-
NORWAY	-	19.806	-	-	98.970	-
SWEDEN	19.350	-	-	30.133	-	-
ITALY	25	-	-	290	-	-
GREECE	21.448	214	-99,00	24.437	6.936	-71,62
HUNGARY	9	-	-	44	-	-
POLAND	-	9.766	-	-	55.917	-
ROMANIA	-	18.400	-	-	28.712	-
LATVIA	-	37.915	-	-	221.960	-
CZECH REPUBLIC	42	-	-	1.690	-	-
RUSSIA FEDERATION	3.907	48.010	1.128,90	14.494	97.091	569,89
KONSTRUKSI BERAT SIAP PASANG DARI BAJA	**13.447.004**	**17.600.095**	**30,88**	**19.942.364**	**51.495.690**	**158,22**
JAPAN	-	350	-	-	3.927	-
TAIWAN	786.589	15.953.182	1.928,15	1.953.989	49.005.119	2.407,95

https://www.bps.go.id

TABEL 6. PERKEMBANGAN EKSPOR INDONESIA MENURUT KOMODITI DAN NEGARA TUJUAN
JANUARI - MARET 2021 DAN 2022

KOMODITI / NEGARA TUJUAN	BERAT BERSIH (KG)		PERUB	NILAI FOB (US $)		PERUB
	JAN-MAR 2021	JAN-MAR 2022	%	JAN-MAR 2021	JAN-MAR 2022	%
(1)	(2)	(3)	(4)	(5)	(6)	(7)
CHINA	-	11	-	-	118	-
SINGAPORE	680.557	350.707	-48,47	1.373.160	694.631	-49,41
PHILIPPINES	269.680	-	-	547.999	-	-
MALAYSIA	150.459	-	-	427.626	-	-
INDIA	321.000	27.561	-91,41	925.568	454.614	-50,88
AUSTRALIA	111.678	786.223	604,01	229.614	658.339	186,72
NEW ZEALAND	90.432	356.588	294,32	82.745	424.062	412,49
EAST TIMOR	8.085	78.546	871,50	4.506	55.200	1.125,04
UNITED STATES	9.847.562	-	-	13.268.220	-	-
CANADA	1.180.963	-	-	1.128.938	-	-
NETHERLANDS	-	46.926	-	-	199.681	-
BARANG DARI LOGAM SIAP PASANG UNTUK KONSTRUKSI	**16.048.100**	**19.388.739**	**20,82**	**45.722.985**	**72.511.436**	**58,59**
JAPAN	1.278.700	61.850	-95,16	2.445.210	501.292	-79,50
HONG KONG	1	-	-	1	-	-
KOREA, REPUBLIC OF	21.876	37.054	69,38	75.942	99.033	30,41
TAIWAN	423.127	7.768.367	1.735,94	2.403.824	27.779.296	1.055,63
CHINA	266.794	42	-99,98	739.742	1.728	-99,77
PAPUA NEW GUINEA	-	11.206	-	-	51.869	-
THAILAND	8.168	1.589	-80,54	22.083	12.054	-45,42
SINGAPORE	2.688.920	3.376.973	25,59	7.488.279	3.717.564	-50,35
PHILIPPINES	105.452	16.632	-84,23	364.030	20.490	-94,37
MALAYSIA	88.617	198.651	124,17	177.251	306.313	72,81
MYANMAR	-	413.580	-	-	4.939.031	-
CAMBODIA	-	1.680	-	-	15.000	-
VIET NAM	972.941	517.233	-46,84	1.734.461	1.361.928	-21,48
MALDIVES	3.540	5.351	51,16	7.529	81.301	979,86
INDIA	3.488.906	40.650	-98,83	18.753.142	154.800	-99,17
BANGLADESH	3.509.160	1.987.399	-43,37	6.141.029	4.116.994	-32,96
IRAQ	2.040	-	-	160.625	-	-
UNITED ARAB EMIRATES	7.980	3.250	-59,27	12.180	16.681	36,96
QATAR	-	578.355	-	-	7.222.943	-
KENYA	15.647	40	-99,74	41.283	260	-99,37
SIERRA LEONE	-	7.168	-	-	18.850	-
SENEGAL	-	1.808	-	-	1.200	-
MAURITANIA	-	1.567.669	-	-	14.628.297	-
CENTRAL AFRICAN REPUBLIC	-	5.455	-	-	85.800	-
NIGER	5.753	-	-	15.957	-	-
AUSTRALIA	1.460.474	856.380	-41,36	2.858.150	2.224.925	-22,16
NEW ZEALAND	1.006.725	1.086.941	7,97	837.243	1.265.777	51,18
SOLOMON ISLANDS	-	1.552	-	-	5.380	-
EAST TIMOR	11.921	43.026	260,92	5.169	29.473	470,22
UNITED STATES	590.359	593.883	0,60	1.102.854	2.740.169	148,46
BRAZIL	2	-	-	186	-	-
FRENCH POLYNESIA	-	391	-	-	7.547	-
UNITED KINGDOM	11	-	-	1.220	-	-
NETHERLANDS	-	27.572	-	-	12.980	-
FRANCE	27.418	31.923	16,43	77.119	155.133	101,16
GERMANY, FED. REP. OF	14.051	12.754	-9,23	3.906	73.338	1.777,58
BELGIUM	-	915	-	-	2.542	-
SWITZERLAND	9.204	10.264	11,51	57.215	67.372	17,75
NORWAY	-	14.740	-	-	133.430	-
ITALY	36.694	78.613	114,24	187.809	369.690	96,84
SPAIN	-	10.942	-	-	177.678	-
GREECE	-	12.101	-	-	77.677	-
POLAND	1.952	-	-	8.469	-	-
AZERBAIJAN	-	4.733	-	-	35.264	-
SLOVENIA	470	-	-	705	-	-
CZECH REPUBLIC	1.200	-	-	372	-	-
RUSSIA FEDERATION	-	9	-	-	335	-
ALAT POTONG DAN PERKAKAS TANGAN PERTUKANGAN	**3.081.512**	**2.770.556**	**-10,09**	**32.097.348**	**28.111.579**	**-12,42**
JAPAN	461.770	214.007	-53,66	6.494.070	7.583.506	16,78
HONG KONG	295	9.040	2.968,76	24.070	68.622	185,09
KOREA, REPUBLIC OF	46.976	68.756	46,36	1.518.263	535.620	-64,72
TAIWAN	7.180	10.144	41,27	51.394	202.838	294,68
CHINA	104.444	93.330	-10,64	960.825	681.170	-29,11
MONGOLIA	-	3	-	-	12	-
PAPUA NEW GUINEA	4.852	2.840	-41,47	34.020	23.087	-32,14
THAILAND	35.988	62.579	73,89	720.294	921.202	27,89
SINGAPORE	390.601	847.310	116,92	2.480.688	2.562.972	3,32
PHILIPPINES	96.092	6.755	-92,97	854.040	197.905	-76,83
MALAYSIA	162.784	185.521	13,97	2.034.354	1.339.213	-34,17
MYANMAR	2.786	13.640	389,61	9.145	265.242	2.800,53
CAMBODIA	4.689	3.761	-19,81	33.322	40.556	21,71
BRUNEI DARUSSALAM	15	248	1.555,73	946	3.000	217,16
VIET NAM	58.001	95.316	64,33	733.570	992.237	35,26
MALDIVES	2	-	-	60	-	-
INDIA	46.102	32.087	-30,40	944.448	642.155	-32,01
PAKISTAN	26.971	99	-99,63	155.279	29.304	-81,13
BANGLADESH	22.319	15	-99,93	121.858	1.997	-98,36
SRI LANKA	4.071	1.888	-53,62	22.010	11.178	-49,21
IRAQ	0	-	-	45	-	-
SAUDI ARABIA	4.117	4	-99,89	23.528	7.809	-66,81

https://www.bps.go.id

TABEL 6. PERKEMBANGAN EKSPOR INDONESIA MENURUT KOMODITI DAN NEGARA TUJUAN
JANUARI - MARET 2021 DAN 2022

KOMODITI / NEGARA TUJUAN	BERAT BERSIH (KG)		PERUB	NILAI FOB (US $)		PERUB
	JAN-MAR 2021	JAN-MAR 2022	%	JAN-MAR 2021	JAN-MAR 2022	%
(1)	(2)	(3)	(4)	(5)	(6)	(7)
KUWAIT	546	-	-	35.323	-	-
LEBANON	-	538	-	-	1.200	-
OMAN	1.998	-	-	45.276	-	-
TURKEY	-	3.096	-	-	75.052	-
UNITED ARAB EMIRATES	40	84	110,20	2	5.357	270.448,94
QATAR	5.420	4.686	-13,55	73.675	112.555	52,77
EGYPT	-	683	-	-	94.395	-
MOZAMBIQUE	-	228	-	-	30.208	-
EQUATORIAL GUINEA	65	-	-	32.955	-	-
GUINEA	5	-	-	638	-	-
ANGOLA	-	4	-	-	112	-
CONGO	2.466	-	-	22.260	-	-
NIGERIA	24.720	104	-99,58	20.321	11.100	-45,38
COTE D'IVOIRE	-	11.633	-	-	76.025	-
MAURITANIA	-	322	-	-	7.402	-
SOUTH AFRICA	262.722	11.913	-95,47	3.329.954	10.800	-99,68
AUSTRALIA	20.392	10.235	-49,81	152.483	569.529	273,50
NEW ZEALAND	5.149	6.692	29,97	64.946	62.565	-3,67
NEW CALEDONIA	0	-	-	94	-	-
SAINT VINCENT AND THE GRENADINES	2	-	-	0	-	-
FIJI	123	1.704	1.284,97	736	14.667	1.893,39
SOLOMON ISLANDS	3	2	-40,74	136	109	-19,92
EAST TIMOR	31.097	9.688	-68,85	33.593	42.238	25,74
UNITED STATES	1.103.233	837.559	-24,08	8.558.175	8.351.603	-2,41
CANADA	9.503	12.298	29,42	155.098	90.344	-41,75
MEXICO	5.902	14.918	152,74	272.070	386.262	41,97
PANAMA	24.033	20.886	-13,09	88.230	120.486	36,56
CHILE	7.127	6.462	-9,33	93.548	78.209	-16,40
BRAZIL	24.201	56.902	135,12	283.378	652.216	130,16
COLOMBIA	-	1	-	-	9	-
BOLIVIA	620	-	-	35.016	-	-
ECUADOR	610	5.186	750,16	4.429	40.614	816,93
UNITED KINGDOM	264	14	-94,81	22.355	382	-98,29
NETHERLANDS	43.039	61.340	42,52	459.856	665.475	44,71
FRANCE	200	187	-6,86	22.808	62.710	174,94
GERMANY, FED. REP. OF	2.384	3.533	48,22	30.589	200.923	556,85
BELGIUM	2.186	10.691	389,09	155.147	89.456	-42,34
SWITZERLAND	34	-	-	0	-	-
LUXEMBOURG	60	204	240,00	10.879	36.464	235,18
NORWAY	418	120	-71,31	14.070	13.860	-1,49
FINLAND	8.006	103	-98,71	63.695	4.929	-92,26
ITALY	1.140	3.270	186,99	14.914	22.479	50,73
PORTUGAL	68	-	-	6.565	-	-
GREECE	214	-	-	8.837	-	-
HUNGARY	6.110	-	-	531.587	-	-
POLAND	884	26.600	2.910,00	5.908	47.794	708,98
KAZAKHSTAN	-	29	-	-	16.478	-
UKRAINE	177	-	-	21.919	-	-
ESTONIA	51	-	-	2.800	-	-
SLOVAKIA	233	-	-	17.690	-	-
REP. OF MACEDONIA	394	-	-	30.965	-	-
RUSSIA FEDERATION	5.620	1.300	-76,87	158.202	7.947	-94,98
PAKU, MUR DAN BAUT	**5.515.768**	**6.104.456**	**10,67**	**25.604.900**	**29.206.497**	**14,07**
JAPAN	358.366	357.334	-0,29	2.223.030	2.504.652	12,67
HONG KONG	137	1.142	734,68	18.778	4.135	-77,98
KOREA, REPUBLIC OF	2.145	16.805	683,29	83.347	214.481	157,34
TAIWAN	100.509	283.420	181,98	68.960	149.135	116,26
CHINA	48.265	76.814	59,15	302.825	561.197	85,32
MONGOLIA	-	1.268	-	-	299	-
PAPUA NEW GUINEA	64.926	71.939	10,80	256.582	384.361	49,80
THAILAND	378.397	416.256	10,00	2.296.963	2.679.340	16,65
SINGAPORE	159.708	241.192	51,02	1.361.818	1.379.321	1,29
PHILIPPINES	66.651	69.259	3,91	437.873	252.709	-42,29
MALAYSIA	209.730	461.974	120,27	854.606	2.056.429	140,63
MYANMAR	642	6.161	860,28	3.363	55.654	1.555,14
CAMBODIA	16.831	20.883	24,08	89.601	113.647	26,84
BRUNEI DARUSSALAM	-	135	-	-	2.410	-
VIET NAM	92.255	89.168	-3,35	1.062.336	800.414	-24,66
MALDIVES	330	18	-94,54	4.375	81	-98,16
INDIA	173.374	158.683	-8,47	1.444.069	859.172	-40,50
PAKISTAN	15.710	22.159	41,05	360.515	449.861	24,78
BANGLADESH	22.949	7.827	-65,89	2.970	2.684	-9,63
SRI LANKA	3	292	9.633,33	6	2.003	33.007,44
IRAQ	19.886	-	-	284.934	-	-
SAUDI ARABIA	13.971	150	-98,93	91.959	3.546	-96,14
KUWAIT	9	1	-92,22	19.320	33	-99,83
OMAN	-	194	-	-	1.058	-
TURKEY	24.204	41.938	73,27	55.600	1.953	-96,49
UNITED ARAB EMIRATES	4.778	2.010	-57,93	22.133	15.033	-32,08
QATAR	210	-	-	2.125	-	-
EGYPT	167	368.035	220.069,19	1.184	58.678	4.854,21
ALGERIA	2.190	0	-100,00	7.617	1.247	-83,63
SUDAN	8.368	12.006	43,47	272	638	134,45
ETHIOPIA	6.851	-	-	191	-	-

https://www.bps.go.id

TABEL 6. PERKEMBANGAN EKSPOR INDONESIA MENURUT KOMODITI DAN NEGARA TUJUAN
JANUARI - MARET 2021 DAN 2022

KOMODITI / NEGARA TUJUAN	BERAT BERSIH (KG)		PERUB	NILAI FOB (US $)		PERUB
	JAN-MAR 2021	JAN-MAR 2022	%	JAN-MAR 2021	JAN-MAR 2022	%
(1)	(2)	(3)	(4)	(5)	(6)	(7)
KENYA	-	2	-	-	170	-
REUNION	-	4	-	-	11	-
GHANA	2.912	-	-	15.522	-	-
CONGO	34	-	-	595	-	-
NIGERIA	257.202	49.971	-80,57	5.873	6.241	6,26
COTE D'IVOIRE	4.597	170	-96,30	44.089	2.508	-94,31
SENEGAL	-	1.348	-	-	4.410	-
MAURITANIA	4.676	440	-90,59	31.166	1.646	-94,72
BURKINA FASO	1.888	-	-	14.116	-	-
SOUTH AFRICA	227.839	116.441	-48,89	396.977	229.308	-42,24
AUSTRALIA	103.838	47.107	-54,63	502.504	348.866	-30,57
NEW ZEALAND	9.539	5	-99,94	36.613	691	-98,11
NEW CALEDONIA	35.106	17.553	-50,00	153.184	76.589	-50,00
SAINT VINCENT AND THE GRENADINES	5	-	-	97	-	-
SOLOMON ISLANDS	8.790	3	-99,97	38.632	294	-99,24
EAST TIMOR	44.451	30.235	-31,98	54.935	48.002	-12,62
UNITED STATES	140.133	81.123	-42,11	348.743	455.983	30,75
CANADA	1.439	65.588	4.456,48	6.251	219.889	3.417,52
MEXICO	34.537	1.331	-96,15	156.913	22.958	-85,37
PANAMA	2.980	-	-	16.058	-	-
CHILE	44	249	461,02	564	2.891	412,20
ARGENTINA	4.149	369.402	8.802,83	310.707	378.110	21,69
BRAZIL	59.670	69.542	16,55	519.581	702.428	35,19
COLOMBIA	1	1	-39,07	27	9	-67,66
BOLIVIA	-	0	-	-	2	-
ECUADOR	-	217.600	-	-	7.167	-
PERU	0	-	-	0	-	-
UNITED KINGDOM	10.436	81.886	684,67	74.596	762.044	921,56
NETHERLANDS	350.675	338.653	-3,43	1.032.728	1.264.222	22,42
FRANCE	133.464	74.893	-43,89	688.266	527.599	-23,34
GERMANY, FED. REP. OF	1.924.657	1.433.630	-25,51	7.904.283	8.787.826	11,18
AUSTRIA	6.248	17.877	186,13	35.517	153.218	331,40
BELGIUM	5.523	9.159	65,86	34.698	69.389	99,98
SWITZERLAND	9.724	15.581	60,23	72.388	139.342	92,49
DENMARK	17.130	94.837	453,65	119.780	686.753	473,34
NORWAY	1	653	50.127,69	64	35.370	55.460,79
SWEDEN	263.900	222.875	-15,55	1.239.512	1.548.433	24,92
FINLAND	6.046	4.436	-26,62	48.990	35.013	-28,53
IRELAND	0	0	0,00	9	0	-98,07
ITALY	22.910	11.551	-49,58	130.890	94.175	-28,05
SPAIN	-	4	-	-	1	-
GREECE	1.704	2.000	17,32	17.864	21.773	21,88
HUNGARY	47	-	-	272	-	-
POLAND	9	1	-90,20	344	1.552	351,66
UKRAINE	11.467	-	-	47.727	-	-
UZBEKISTAN	-	64	-	-	630	-
LATVIA	5.824	-	-	58.358	-	-
ESTONIA	-	1.157	-	-	16.405	-
CROATIA	2	-	-	52	-	-
CZECH REPUBLIC	161	1	-99,09	1.334	76	-94,30
RUSSIA FEDERATION	10.449	18	-99,83	86.730	334	-99,61
PERALATAN DAPUR DAN PERALATAN MEJA DARI LOGAM	**2.459.091**	**1.529.293**	**-37,81**	**15.454.681**	**11.530.520**	**-25,39**
JAPAN	31.441	32.400	3,05	293.193	257.106	-12,31
HONG KONG	955	142	-85,10	12.001	940	-92,17
KOREA, REPUBLIC OF	6.100	224	-96,33	55.702	5.299	-90,49
TAIWAN	27	60	126,42	10	2.889	28.788,00
CHINA	42.291	18.005	-57,43	101.309	17.996	-82,24
THAILAND	2.405	10	-99,58	4.158	44	-98,95
SINGAPORE	109.563	33.020	-69,86	397.505	311.862	-21,55
PHILIPPINES	1.120	26	-97,67	8.001	650	-91,87
MALAYSIA	74.493	124.674	67,36	292.569	351.227	20,05
MYANMAR	-	1.633	-	-	18.689	-
CAMBODIA	-	108	-	-	458	-
BRUNEI DARUSSALAM	75	4.697	6.162,67	163	25.297	15.391,02
NEPAL	6.007	-	-	52.826	-	-
VIET NAM	26	4.182	15.831,43	443	33.114	7.377,41
MALDIVES	2.062	11	-99,48	1.107	378	-65,83
INDIA	252.510	53.232	-78,92	469.822	152.886	-67,46
BANGLADESH	-	13	-	-	1.113	-
SRI LANKA	3.261	7.070	116,82	14.775	71.707	385,33
IRAQ	3.993	-	-	22.192	-	-
SAUDI ARABIA	208.297	48.755	-76,59	3.271.782	1.667.165	-49,04
ISRAEL	3.312	551	-83,36	149	120	-19,23
KUWAIT	1.243	-	-	21.018	-	-
TURKEY	10.496	-	-	43.973	-	-
UNITED ARAB EMIRATES	25	283	1.031,60	1.173	3.760	220,51
QATAR	-	688	-	-	121	-
BAHRAIN	352	-	-	4.671	-	-
TANZANIA, UNITED REP. OF	1.400	-	-	690	-	-
SOMALIA	1.099	-	-	45.900	-	-
NIGERIA	-	18.000	-	-	22.498	-
SENEGAL	-	6.110	-	-	44.994	-
SOUTH AFRICA	-	333	-	-	2.352	-
MAURITIUS	3	-	-	11	-	-

https://www.bps.go.id

TABEL 6. PERKEMBANGAN EKSPOR INDONESIA MENURUT KOMODITI DAN NEGARA TUJUAN
JANUARI - MARET 2021 DAN 2022

KOMODITI / NEGARA TUJUAN	BERAT BERSIH (KG)		PERUB	NILAI FOB (US $)		PERUB
	JAN-MAR 2021	JAN-MAR 2022	%	JAN-MAR 2021	JAN-MAR 2022	%
(1)	(2)	(3)	(4)	(5)	(6)	(7)
AUSTRALIA	71.887	81.215	12,97	692.235	966.540	39,63
NEW ZEALAND	29.365	15.790	-46,23	102.938	81.126	-21,19
FIJI	2.245	2.270	1,10	14.948	19.834	32,68
SOLOMON ISLANDS	10	-	-	311	-	-
EAST TIMOR	32.188	46.598	44,77	88.116	59.749	-32,19
UNITED STATES	1.233.278	779.136	-36,82	7.414.445	5.600.062	-24,47
CANADA	15.687	105	-99,33	110.504	2.100	-98,10
MEXICO	-	1.173	-	-	12.900	-
GUATEMALA	38.487	-	-	171.355	-	-
CHILE	5.983	-	-	43.756	-	-
COLOMBIA	-	121	-	-	1.390	-
COSTA RICA	389	-	-	239	-	-
UNITED KINGDOM	11.804	30.839	161,25	100.717	233.364	131,70
NETHERLANDS	4.927	1.662	-66,27	34.666	6.201	-82,11
FRANCE	59.246	60.689	2,44	315.960	361.093	14,28
GERMANY, FED. REP. OF	53.981	12.911	-76,08	343.156	156.026	-54,53
AUSTRIA	-	1.088	-	-	7.170	-
BELGIUM	36.109	54.886	52,00	299.677	494.235	64,92
SWITZERLAND	2.474	4.942	99,77	23.858	58.934	147,02
NORWAY	-	37	-	-	150	-
SWEDEN	2.303	2.088	-9,30	9.691	10.819	11,64
FINLAND	-	299	-	-	4.993	-
ITALY	42.669	32.728	-23,30	248.053	199.897	-19,41
SPAIN	5.305	22.129	317,11	22.283	87.079	290,79
PORTUGAL	-	54	-	-	74	-
GREECE	-	1.998	-	-	10.014	-
HUNGARY	4.103	-	-	18.833	-	-
POLAND	2.732	120	-95,61	11.233	217	-98,07
ROMANIA	3.758	-	-	28.091	-	-
BULGARIA	3.591	-	-	19.407	-	-
MALTA	252	-	-	1.243	-	-
SLOVENIA	22.916	14.680	-35,94	157.663	115.979	-26,44
CZECH REPUBLIC	2.028	-	-	16.647	-	-
RUSSIA FEDERATION	8.821	7.511	-14,85	49.520	47.911	-3,25
PERALATAN UMUM	**2.610.522**	**2.566.426**	**-1,69**	**13.682.056**	**14.432.840**	**5,49**
JAPAN	1.305.554	1.409.121	7,93	5.799.534	6.404.389	10,43
HONG KONG	101.055	18.591	-81,60	335.490	79.224	-76,39
KOREA, REPUBLIC OF	226.785	258.213	13,86	1.058.402	1.458.505	37,80
TAIWAN	29.282	6.671	-77,22	179.596	100.856	-43,84
CHINA	2.203	1.672	-24,11	45.957	143.135	211,46
PAPUA NEW GUINEA	-	10	-	-	130	-
THAILAND	110.044	179.280	62,92	1.278.530	1.722.258	34,71
SINGAPORE	63.859	67.262	5,33	507.412	659.052	29,88
PHILIPPINES	130.398	118.127	-9,41	764.649	553.234	-27,65
MALAYSIA	215.999	156.504	-27,54	1.169.203	793.998	-32,09
MYANMAR	28	-	-	3.015	-	-
CAMBODIA	2.953	3.662	24,02	55.301	69.385	25,47
BRUNEI DARUSSALAM	41	337	726,96	3.750	1.197	-68,09
VIET NAM	50.205	49.745	-0,92	533.743	566.785	6,19
MALDIVES	14	412	2.842,86	1.600	4.205	162,81
INDIA	18.591	36.545	96,57	72.985	151.283	107,28
PAKISTAN	25.150	34.451	36,98	204.048	272.671	33,63
BANGLADESH	-	523	-	-	8.800	-
SRI LANKA	346	148	-57,24	3.487	1.670	-52,11
IRAQ	-	111.954	-	-	551.571	-
SAUDI ARABIA	460	13.809	2.901,65	13.135	10.973	-16,46
ISRAEL	1	-	-	12	-	-
KUWAIT	2	14	754,43	140	130	-7,50
JORDAN	8	3	-60,76	451	205	-54,57
UNITED ARAB EMIRATES	38	43	13,28	443	314	-29,01
QATAR	634	53	-91,59	15.818	3.185	-79,86
EGYPT	-	12	-	-	464	-
TANZANIA, UNITED REP. OF	0	-	-	381	-	-
KENYA	34	51	51,38	1.105	2.034	84,19
REUNION	24	50	108,33	225	357	58,95
NIGERIA	3.136	783	-75,03	5.296	764	-85,57
COTE D'IVOIRE	6	-	-	28	-	-
SENEGAL	1	-	-	14	-	-
NIGER	3.218	-	-	8.301	-	-
DJIBOUTI	-	1.081	-	-	4.455	-
SOUTH AFRICA	12.669	16.441	29,77	104.593	125.825	20,30
MAURITIUS	1.125	24	-97,87	1.345	20	-98,51
AUSTRALIA	231.191	22.322	-90,34	744.144	117.849	-84,16
NEW ZEALAND	13.078	734	-94,39	39.648	14.059	-64,54
SOLOMON ISLANDS	65	28	-56,89	914	445	-51,35
EAST TIMOR	16.447	6.632	-59,68	37.740	23.719	-37,15
UNITED STATES	14.497	19.235	32,68	492.409	301.809	-38,71
CANADA	9.866	7.953	-19,39	27.175	23.323	-14,17
MEXICO	-	9.527	-	-	67.692	-
GUATEMALA	-	250	-	-	38	-
PANAMA	3	164	5.320,53	21	649	3.013,20
CHILE	-	1	-	-	10	-
ARGENTINA	462	569	23,38	5.703	7.722	35,39
BRAZIL	515	937	82,10	10.228	31.888	211,77

https://www.bps.go.id

TABEL 6. PERKEMBANGAN EKSPOR INDONESIA MENURUT KOMODITI DAN NEGARA TUJUAN
JANUARI - MARET 2021 DAN 2022

KOMODITI / NEGARA TUJUAN	BERAT BERSIH (KG)		PERUB	NILAI FOB (US $)		PERUB
	JAN-MAR 2021	JAN-MAR 2022	%	JAN-MAR 2021	JAN-MAR 2022	%
(1)	(2)	(3)	(4)	(5)	(6)	(7)
COLOMBIA	-	4	-	-	27	-
PERU	4	-	-	29	-	-
ARUBA	-	5	-	-	79	-
UNITED KINGDOM	1.052	1.566	48,86	12.343	20.337	64,76
NETHERLANDS	5.319	434	-91,85	12.316	3.503	-71,55
FRANCE	9.827	2.950	-69,98	30.417	24.120	-20,70
GERMANY, FED. REP. OF	2.070	3.268	57,91	52.805	38.391	-27,30
BELGIUM	1.390	1.452	4,50	16.484	21.676	31,50
DENMARK	-	125	-	-	2.127	-
NORWAY	-	15	-	-	271	-
SWEDEN	0	-	-	2	-	-
IRELAND	274	363	32,48	20.544	15.528	-24,41
ITALY	320	25	-92,09	6.893	6.026	-12,58
SPAIN	63	30	-51,84	448	194	-56,72
GREECE	-	18	-	-	567	-
CROATIA	-	20	-	-	2.182	-
CZECH REPUBLIC	-	104	-	-	1.111	-
RUSSIA FEDERATION	220	773	251,82	3.803	4.503	18,41
SERBIA	-	1.330	-	-	11.923	-
EMBER, KALENG, DRUM DAN WADAH SEJENIS DARI LOGAM	**2.701.982**	**2.799.681**	**3,62**	**12.215.658**	**13.634.707**	**11,62**
JAPAN	48.513	44.835	-7,58	75.256	64.474	-14,33
HONG KONG	8	-	-	44	-	-
KOREA, REPUBLIC OF	3.330	660	-80,18	19.240	330	-98,28
TAIWAN	4.763	15.680	229,20	22.418	54.060	141,15
CHINA	6.382	17.564	175,20	11.491	53.366	364,43
PAPUA NEW GUINEA	1.255.607	1.298.287	3,40	6.085.548	7.049.843	15,85
THAILAND	18.966	149.191	686,62	70.747	382.727	440,98
SINGAPORE	317.047	373.503	17,81	1.433.793	1.795.765	25,25
PHILIPPINES	44.499	40.881	-8,13	168.813	183.447	8,67
MALAYSIA	87.089	110.125	26,45	757.440	861.864	13,79
MYANMAR	-	27.512	-	-	223.468	-
CAMBODIA	115.406	-	-	653.272	-	-
BRUNEI DARUSSALAM	-	9	-	-	75	-
VIET NAM	357.892	192.626	-46,18	1.337.997	718.631	-46,29
MALDIVES		69	-	-	221	-
INDIA	46.613	120.069	157,59	141.183	524.485	271,49
SRI LANKA	2.471	-	-	14.704	-	-
UNITED ARAB EMIRATES	10.821	17.364	60,47	64.135	221.794	245,82
QATAR	-	7.285	-	-	45.160	-
REUNION	8.360	6.688	-20,00	31.235	25.064	-19,76
MAURITANIA	-	1.246	-	-	1.200	-
MAURITIUS	88.723	90.457	1,95	275.848	348.247	26,25
AUSTRALIA	1.658	1.100	-33,66	25.676	13.639	-46,88
NEW ZEALAND	0	-	-	11	-	-
NEW CALEDONIA	125.213	87.408	-30,19	457.831	317.484	-30,65
SOLOMON ISLANDS	38.457	35.438	-7,85	130.909	126.061	-3,70
EAST TIMOR	24.840	35.836	44,27	43.503	90.812	108,75
UNITED STATES	80.806	124.368	53,91	311.527	500.788	60,75
MEXICO	2.689	-	-	19.380	-	-
NICARAGUA	9.039	-	-	43.845	-	-
UNITED KINGDOM	-	25	-	-	907	-
NETHERLANDS	608	22	-96,37	4.623	235	-94,93
FRANCE	348	832	139,17	2.389	29.899	1.151,43
GERMANY, FED. REP. OF	-	181	-	-	123	-
BELGIUM	704	355	-49,57	1.956	503	-74,28
SWITZERLAND	-	64	-	-	35	-
DENMARK	40	-	-	129	-	-
SWEDEN	1.090	-	-	10.714	-	-
TANGKI, TANDON AIR DAN WADAH DARI LOGAM	**3.083.066**	**1.751.683**	**-43,18**	**7.420.663**	**6.678.728**	**-10,00**
JAPAN	602.723	65.602	-89,12	2.874.434	98.990	-96,56
HONG KONG	32.760	31.150	-4,91	20.850	15.225	-26,98
KOREA, REPUBLIC OF	8.321	78.607	844,73	7.929	53.602	576,02
TAIWAN	2.213	-	-	14.249	-	-
CHINA	19.900	32.018	60,89	68.482	30.200	-55,90
THAILAND	64.800	19.835	-69,39	3.360	26.849	699,07
SINGAPORE	1.631.722	86.542	-94,70	2.493.949	235.215	-90,57
PHILIPPINES	17.070	68.594	301,84	14.309	34.604	141,84
MALAYSIA	349.859	151.339	-56,74	22.911	56.010	144,46
MYANMAR	-	71.660	-	-	81.244	-
CAMBODIA	7.200	1.675	-76,74	12.500	15.100	20,80
BRUNEI DARUSSALAM	-	20.000	-	-	5.424	-
VIET NAM	103.418	805.768	679,14	662.007	4.045.690	511,12
INDIA	4.215	8.060	91,22	6.000	19.500	225,00
PAKISTAN	6.305	2.384	-62,18	43.572	22.671	-47,97
BANGLADESH	42.624	113.951	167,34	479.797	1.282.699	167,34
UNITED ARAB EMIRATES	13.427	-	-	87.205	-	-
CAMEROON	4.910	-	-	35.350	-	-
NIGERIA	29	-	-	2.042	-	-
DEMOCRATIC REP. OF THE CONGO	12.850	-	-	43.160	-	-
AUSTRALIA	50.361	89.704	78,12	260.750	519.223	99,13
EAST TIMOR	19.084	69.120	262,20	7.219	90.414	1.152,52
UNITED STATES	11.121	-	-	250.000	-	-

https://www.bps.go.id

TABEL 6. PERKEMBANGAN EKSPOR INDONESIA MENURUT KOMODITI DAN NEGARA TUJUAN
JANUARI - MARET 2021 DAN 2022

KOMODITI / NEGARA TUJUAN	BERAT BERSIH (KG)		PERUB	NILAI FOB (US $)		PERUB
	JAN-MAR 2021	JAN-MAR 2022	%	JAN-MAR 2021	JAN-MAR 2022	%
(1)	(2)	(3)	(4)	(5)	(6)	(7)
NETHERLANDS	-	5.442	-	-	1.000	-
GERMANY, FED. REP. OF	64.800	22.097	-65,90	3.360	2.420	-27,98
BELGIUM	13.355	7.870	-41,07	7.229	31.940	341,84
SWEDEN	-	260	-	-	10.610	-
CZECH REPUBLIC	-	5	-	-	100	-
ALAT POTONG DAN PERKAKAS TANGAN RUMAH TANGGA	**432.741**	**675.050**	**55,99**	**4.859.616**	**7.827.654**	**61,08**
JAPAN	814	2.256	177,29	14.258	42.825	200,35
HONG KONG	2	89	4.350,00	144	1.534	964,52
KOREA, REPUBLIC OF	165	377	129,05	4.804	7.935	65,17
TAIWAN	45	-	-	533	-	-
CHINA	150	570	281,01	2.003	2.281	13,88
THAILAND	-	920	-	-	7.287	-
SINGAPORE	2.283	5.300	132,14	69.191	69.073	-0,17
PHILIPPINES	-	37	-	-	1.487	-
MALAYSIA	75	1.363	1.708,29	782	1.413	80,67
MYANMAR	-	336	-	-	3.960	-
BRUNEI DARUSSALAM	41	5	-87,63	1.529	66	-95,66
VIET NAM	674	90	-86,61	117.477	3.372	-97,13
MALDIVES	1.873	1.335	-28,72	9.662	10.525	8,93
SRI LANKA	-	663	-	-	4.584	-
IRAQ	321	-	-	1.598	-	-
SAUDI ARABIA	20	-	-	494	-	-
ISRAEL	375	2.538	576,51	6.713	24.780	269,12
LEBANON	3.315	-	-	29.265	-	-
TURKEY	20	0	-98,75	110	0	-99,64
UNITED ARAB EMIRATES	7	378	5.155,42	239	9.375	3.826,08
MADAGASCAR	-	22	-	-	600	-
MAURITANIA	-	17	-	-	214	-
SOUTH AFRICA	2.162	3.331	54,11	28.983	48.475	67,26
AUSTRALIA	1.639	8.986	448,14	51.326	64.463	25,59
FIJI	522	1	-99,77	8.340	340	-95,92
KIRIBATI	29	1	-98,26	3.560	21	-99,41
SOLOMON ISLANDS	279	269	-3,65	12.098	4.324	-64,26
EAST TIMOR	5.336	2.157	-59,58	15.163	9.807	-35,33
UNITED STATES	171.351	365.344	113,21	2.036.371	4.672.972	129,48
MEXICO	0	19.522	48.804.825,00	13	213.727	1.669.640,63
BRAZIL	11.591	2	-99,98	135.534	5	-100,00
COLOMBIA	-	109	-	-	2.466	-
URUGUAY	-	15.458	-	-	194.030	-
UNITED KINGDOM	2.391	31.370	1.212,20	24.459	271.638	1.010,57
NETHERLANDS	1	2	70,00	5	20	305,16
FRANCE	278	-	-	20.051	-	-
GERMANY, FED. REP. OF	208.323	144.759	-30,51	2.009.372	1.482.783	-26,21
BELGIUM	1.437	991	-31,06	16.161	5.677	-64,87
SWITZERLAND	7.081	21.004	196,63	72.029	194.899	170,58
SWEDEN	5.213	12.063	131,41	37.295	93.429	150,51
FINLAND	-	0	-	-	11	-
IRELAND	-	4.294	-	-	37.179	-
ITALY	4.361	12.921	196,31	123.718	187.172	51,29
PORTUGAL	-	42	-	-	69	-
ROMANIA	570	-	-	6.335	-	-
SLOVAKIA	-	11.450	-	-	104.924	-
RUSSIA FEDERATION	-	4.041	-	-	47.890	-
MONTENEGRO	-	636	-	-	20	-
GENERATOR UAP, BUKAN KETEL PEMANAS	**1.207.464**	**520.862**	**-56,86**	**4.230.801**	**2.108.531**	**-50,16**
JAPAN	-	2.138	-	-	138.383	-
KOREA, REPUBLIC OF	345.793	-	-	950.932	-	-
CHINA	-	3	-	-	203	-
THAILAND	42.860	16.504	-61,49	537.694	221.872	-58,74
SINGAPORE	13	5.460	43.583,60	163	23.006	14.014,35
PHILIPPINES	113.465	42.332	-62,69	502.019	154.723	-69,18
MALAYSIA	112	-	-	231	-	-
CAMBODIA	-	12.482	-	-	33.745	-
VIET NAM	25.408	3.124	-87,70	257.312	44.877	-82,56
PAKISTAN	286.094	-	-	808.466	-	-
BANGLADESH	134	425.298	316.407,57	5.019	1.397.202	27.737,94
UNITED ARAB EMIRATES	-	676	-	-	14.139	-
BAHRAIN	384.686	8	-100,00	1.092.089	60	-99,99
GUINEA	63	-	-	1.612	-	-
CAMEROON	8.810	-	-	74.407	-	-
NIGERIA	-	10.710	-	-	32.345	-
COTE D'IVOIRE	-	2.121	-	-	47.975	-
UNITED STATES	-	6	-	-	0	-
UNITED KINGDOM	18	-	-	735	-	-
ITALY	9	-	-	123	-	-
BARANG DARI LOGAM BUKAN ALUMINIUM SIAP PASANG	**830.699**	**158.626**	**-80,90**	**969.986**	**600.440**	**-38,10**
JAPAN	145	772	432,55	1.361	7.477	449,33
KOREA, REPUBLIC OF	20	41.234	211.356,41	5	47.315	946.208,00
TAIWAN	-	65.000	-	-	78.975	-
THAILAND	-	3.000	-	-	25.000	-
SINGAPORE	772.012	4.570	-99,41	822.652	9.115	-98,89
PHILIPPINES	-	6.477	-	-	21.839	-

https://www.bps.go.id

TABEL 6. PERKEMBANGAN EKSPOR INDONESIA MENURUT KOMODITI DAN NEGARA TUJUAN
JANUARI - MARET 2021 DAN 2022

KOMODITI / NEGARA TUJUAN	BERAT BERSIH (KG)		PERUB	NILAI FOB (US $)		PERUB
	JAN-MAR 2021	JAN-MAR 2022	%	JAN-MAR 2021	JAN-MAR 2022	%
(1)	(2)	(3)	(4)	(5)	(6)	(7)
MALAYSIA	904	4.375	384,15	4.625	31.200	574,59
MYANMAR	28.371	18.545	-34,63	69.384	148.809	114,47
CAMBODIA	-	695	-	-	2.464	-
INDIA	8.337	-	-	10.335	-	-
SOUTH AFRICA	-	1.393	-	-	9.839	-
AUSTRALIA	2.543	4.004	57,45	10.325	177.807	1.622,17
NEW ZEALAND	472	520	10,29	3.353	4.780	42,57
SOLOMON ISLANDS	-	3.471	-	-	4.944	-
EAST TIMOR	1.560	-	-	1.105	-	-
UNITED STATES	525	-	-	4.692	-	-
MEXICO	-	918	-	-	5.976	-
FRENCH POLYNESIA	9.670	-	-	22.595	-	-
UNITED KINGDOM	457	440	-3,72	2.204	1.010	-54,17
NETHERLANDS	2.036	502	-75,34	10.507	3.919	-62,70
FRANCE	3.365	-	-	2.683	-	-
BELGIUM	1	2.605	260.400,00	73	19.462	26.512,88
SWITZERLAND	153	-	-	2.407	-	-
SPAIN	-	105	-	-	509	-
RUSSIA FEDERATION	130	-	-	1.680	-	-
BARANG DARI LOGAM ALUMINIUM SIAP PASANG UNTUK KONSTRUKSI	**550.087**	**638.351**	**16,05**	**2.933.524**	**3.618.252**	**23,34**
JAPAN	122.950	116.264	-5,44	1.155.662	1.297.589	12,28
KOREA, REPUBLIC OF	833	840	0,89	15.227	13.416	-11,89
TAIWAN	-	2.785	-	-	1.522	-
CHINA	74	1	-99,32	28.564	5	-99,98
PAPUA NEW GUINEA	-	14	-	-	551	-
THAILAND	11.415	14.216	24,54	63.707	115.385	81,12
SINGAPORE	52.998	203.654	284,27	230.837	661.246	186,46
PHILIPPINES	895	60	-93,30	9.637	965	-89,99
MALAYSIA	-	212	-	-	21	-
MYANMAR	-	783	-	-	12.437	-
VIET NAM	12.992	9.503	-26,85	196.408	172.324	-12,26
INDIA	-	18	-	-	3.576	-
NIGER	3.050	-	-	61.118	-	-
AUSTRALIA	1.244	564	-54,67	11.646	4.842	-58,42
SOLOMON ISLANDS	-	4.818	-	-	43.826	-
EAST TIMOR	2.360	1.157	-50,96	3.734	4.254	13,93
UNITED STATES	289.128	282.850	-2,17	1.007.158	1.284.086	27,50
CANADA	51.778	-	-	144.500	-	-
SURINAME	-	612	-	-	2.205	-
FRANCE	102	-	-	345	-	-
RUSSIA FEDERATION	270	-	-	4.980	-	-
BRANKAS, FILLING KANTOR DAN SEJENISNYA	**1.096.042**	**964.354**	**-12,01**	**2.183.008**	**2.002.626**	**-8,26**
JAPAN	143	-	-	370	-	-
HONG KONG	200	25.210	12.476,45	1.965	36.909	1.778,34
KOREA, REPUBLIC OF	28.502	3.696	-87,03	85.089	7.856	-90,77
TAIWAN	35	27	-22,14	219	276	25,83
CHINA	150.685	159.216	5,66	361.733	407.320	12,60
PAPUA NEW GUINEA	-	15	-	-	149	-
THAILAND	167.959	111.162	-33,82	299.705	217.601	-27,39
SINGAPORE	1.219	1.437	17,92	7.153	3.142	-56,07
PHILIPPINES	757	-	-	4.318	-	-
MALAYSIA	20.390	27.911	36,88	52.319	57.160	9,25
CAMBODIA	1.160	-	-	3.949	-	-
BRUNEI DARUSSALAM	-	15	-	-	14	-
VIET NAM	218	35	-83,97	6.897	291	-95,78
MALDIVES	7.851	-	-	17.319	-	-
BANGLADESH	99.936	-	-	110.880	-	-
SRI LANKA	-	20	-	-	15	-
SAUDI ARABIA	364	25.338	6.860,99	1.812	64.204	3.443,27
ISRAEL	255	-	-	2.473	-	-
KUWAIT	6.153	-	-	19.054	-	-
LEBANON	16.153	-	-	30.857	-	-
UNITED ARAB EMIRATES	19.248	74.649	287,83	40.423	179.854	344,93
QATAR	7.700	46.068	498,29	11.924	107.956	805,37
CYPRUS	9.676	-	-	27.727	-	-
EGYPT	-	4.680	-	-	11.716	-
ETHIOPIA	-	10.146	-	-	13.011	-
KENYA	-	825	-	-	2.545	-
NIGERIA	-	36	-	-	42	-
BENIN	-	1.050	-	-	2.330	-
SEYCHELLES	-	475	-	-	1.200	-
DJIBOUTI	147.240	-	-	158.296	-	-
AUSTRALIA	41.317	103.673	150,92	188.081	154.799	-17,70
NEW ZEALAND	19.571	18.162	-7,20	37.558	40.147	6,89
SOLOMON ISLANDS	-	483	-	-	2.001	-
EAST TIMOR	58.002	38.492	-33,64	35.434	40.908	15,45
UNITED STATES	2.408	1.275	-47,06	16.382	8.085	-50,65
CANADA	6.092	16.398	169,17	15.082	54.932	264,22
UNITED KINGDOM	-	59.858	-	-	147.883	-
NETHERLANDS	209.011	99.119	-52,58	554.663	280.064	-49,51
FRANCE	538	723	34,43	5.549	6.234	12,35
BELGIUM	1.660	1.351	-18,63	16.772	12.057	-28,12

https://www.bps.go.id

TABEL 6. PERKEMBANGAN EKSPOR INDONESIA MENURUT KOMODITI DAN NEGARA TUJUAN
JANUARI - MARET 2021 DAN 2022

KOMODITI / NEGARA TUJUAN	BERAT BERSIH (KG)		PERUB	NILAI FOB (US $)		PERUB
	JAN-MAR 2021	JAN-MAR 2022	%	JAN-MAR 2021	JAN-MAR 2022	%
(1)	(2)	(3)	(4)	(5)	(6)	(7)
DENMARK	35.000	116.544	232,98	25.480	112.404	341,15
SWEDEN	-	16.266	-	-	29.520	-
IRELAND	53	-	-	523	-	-
ITALY	35.927	-	-	41.924	-	-
PORTUGAL	620	-	-	1.079	-	-
KEPERLUAN RUMAH TANGGA DARI LOGAM	**52.485**	**157.267**	**199,64**	**419.763**	**2.075.954**	**394,55**
JAPAN	4.899	1.441	-70,58	21.413	12.801	-40,22
HONG KONG	20	-	-	21	-	-
KOREA, REPUBLIC OF	210	-	-	5.340	-	-
TAIWAN	-	22	-	-	259	-
CHINA	1.320	87.348	6.517,26	2.400	1.409.339	58.622,46
PAPUA NEW GUINEA	-	10	-	-	1.051	-
THAILAND	362	-	-	3.075	-	-
SINGAPORE	7.392	646	-91,26	59.750	21.919	-63,32
PHILIPPINES	1	953	110.724,07	60	26.878	44.696,99
MALAYSIA	-	38	-	-	380	-
MYANMAR	-	500	-	-	11.840	-
VIET NAM	3.872	7.250	87,26	55.873	118.028	111,24
MALDIVES	23	-	-	3.450	-	-
BANGLADESH	1.149	575	-49,97	6.071	19.182	215,93
SAUDI ARABIA	3	-	-	172	-	-
QATAR	20	459	2.195,00	35	87	152,17
SEYCHELLES	13	-	-	360	-	-
AUSTRALIA	14.656	22.854	55,94	128.565	206.288	60,45
NEW ZEALAND	1.003	263	-73,82	8.762	2.478	-71,72
EAST TIMOR	8.373	19.642	134,58	12.861	43.244	236,23
UNITED STATES	8.018	13.017	62,35	73.255	139.571	90,53
ARGENTINA	-	1	-	-	21	-
COSTA RICA	98	-	-	39	-	-
FRANCE	205	-	-	4.501	-	-
GERMANY, FED. REP. OF	-	258	-	-	22.584	-
DENMARK	849	1.100	29,56	33.759	16.415	-51,38
SWEDEN	-	778	-	-	22.955	-
POLAND	-	113	-	-	635	-
ALAT POTONG DAN PERKAKAS TANGAN UNTUK PERTANIAN	**44.533**	**37.483**	**-15,83**	**178.819**	**76.958**	**-56,96**
CHINA	42	51	21,03	1.227	13.278	981,97
PAPUA NEW GUINEA	-	100	-	-	112	-
THAILAND	-	26	-	-	3.163	-
SINGAPORE	182	13	-93,12	15.317	1.530	-90,01
PHILIPPINES	-	2	-	-	1.000	-
MALAYSIA	-	22.500	-	-	21.600	-
SRI LANKA	2.750	-	-	941	-	-
OMAN	3	-	-	3	-	-
NIGERIA	7.050	-	-	5.610	-	-
GABON	29.482	3.565	-87,91	139.808	22.945	-83,59
EAST TIMOR	4.924	11.211	127,67	9.756	12.756	30,74
UNITED STATES	1	16	1.042,86	20	575	2.808,84
UNITED KINGDOM	10	-	-	57	-	-
FRANCE	89	-	-	6.080	-	-
SENJATA DAN AMUNISI	**47**	**1.483**	**3.045,39**	**627.621**	**151.788**	**-75,82**
SINGAPORE	-	267	-	-	37.053	-
PHILIPPINES	-	13	-	-	456	-
BRUNEI DARUSSALAM	-	850	-	-	83.618	-
UNITED STATES	-	5	-	-	1.962	-
AUSTRIA	-	350	-	-	28.700	-
SWITZERLAND	47	-	-	627.621	-	-
BARANG LOGAM LAINNYA	**19.135.215**	**19.118.863**	**-0,09**	**73.314.493**	**85.717.031**	**16,92**
JAPAN	1.975.109	1.684.391	-14,72	7.991.072	7.335.419	-8,20
HONG KONG	57.701	8.055	-86,04	360.209	135.943	-62,26
KOREA, REPUBLIC OF	39.409	46.685	18,46	169.087	175.938	4,05
TAIWAN	66.064	77.338	17,07	481.354	738.442	53,41
CHINA	375.677	774.970	106,29	1.946.717	2.623.909	34,79
MONGOLIA	-	1	-	-	1	-
PAPUA NEW GUINEA	118.298	45.105	-61,87	277.136	230.148	-16,95
THAILAND	635.869	1.157.956	82,11	4.320.758	7.740.040	79,14
SINGAPORE	4.093.197	5.440.861	32,92	28.331.265	32.117.054	13,36
PHILIPPINES	145.491	162.254	11,52	1.040.168	914.780	-12,05
MALAYSIA	1.002.427	826.348	-17,57	1.898.633	1.764.697	-7,05
MYANMAR	18	1.096.415	6.077.589,86	174	4.290.986	2.460.327,96
CAMBODIA	457	539	17,76	6.712	6.301	-6,13
BRUNEI DARUSSALAM	348	1.167	235,48	2.522	1.529	-39,38
VIET NAM	501.671	457.665	-8,77	2.015.002	2.198.985	9,13
MALDIVES	1.012	1.199	18,48	7.125	20.083	181,84
INDIA	284.947	333.280	16,96	2.510.070	2.460.674	-1,97
PAKISTAN	36.770	31.860	-13,35	213.313	187.309	-12,19
BANGLADESH	1.824	4.118	125,78	18.236	143.210	685,30
SRI LANKA	625	7.105	1.037,05	9.019	17.917	98,65
IRAQ	-	53	-	-	5.257	-
SAUDI ARABIA	2.523	711	-71,81	15.379	2.113	-86,26
ISRAEL	1.592	648	-59,30	1.453	9.541	556,64

https://www.bps.go.id

TABEL 6. PERKEMBANGAN EKSPOR INDONESIA MENURUT KOMODITI DAN NEGARA TUJUAN
JANUARI - MARET 2021 DAN 2022

KOMODITI / NEGARA TUJUAN	BERAT BERSIH (KG)		PERUB	NILAI FOB (US $)		PERUB
	JAN-MAR 2021	JAN-MAR 2022	%	JAN-MAR 2021	JAN-MAR 2022	%
(1)	(2)	(3)	(4)	(5)	(6)	(7)
KUWAIT	183	23	-87,73	2.582	280	-89,14
OMAN	29	-	-	355	-	-
TURKEY	30.617	13.871	-54,69	171.876	66.936	-61,06
UNITED ARAB EMIRATES	10.509	2.960	-71,83	90.913	41.118	-54,77
QATAR	2.832	25.210	790,33	43.823	311.581	611,00
BAHRAIN	121	-	-	1.126	-	-
EGYPT	4.149	426	-89,73	9.052	2.379	-73,72
TUNISIA	-	225	-	-	4.114	-
ETHIOPIA	3	-	-	65	-	-
TANZANIA, UNITED REP. OF	4.896	-	-	528	-	-
MADAGASCAR	-	8	-	-	300	-
KENYA	-	28	-	-	1.200	-
REUNION	1.908	2.888	51,36	8.484	14.322	68,81
TOGO	-	3	-	-	18	-
GHANA	18.000	-	-	27.000	-	-
NIGERIA	29	-	-	9	-	-
SENEGAL	-	12.662	-	-	4.410	-
MAURITANIA	-	9.034	-	-	574.666	-
GAMBIA	17	-	-	75	-	-
SEYCHELLES	20	348	1.637,50	1.467	4.601	213,60
CENTRAL AFRICAN REPUBLIC	480.000	-	-	469.440	-	-
SOUTH AFRICA	1.229	1.409	14,63	15.259	13.504	-11,50
MAURITIUS	67.458	3.085	-95,43	96.039	5.160	-94,63
MAYOTTE	8	714	8.825,00	270	802	197,44
AUSTRALIA	6.158.659	3.733.788	-39,37	9.427.044	8.790.266	-6,75
NEW ZEALAND	645.765	715.811	10,85	1.008.360	1.251.970	24,16
GUAM	5	-	-	20	-	-
NEW CALEDONIA	596	441	-26,01	3.485	5.548	59,22
NORTHERN MARIANA ISLANDS	-	100	-	-	497	-
VANUATU	180	958	432,22	372	3.056	720,80
WALLIS AND FUTUNA ISLANDS	-	329	-	-	385	-
FIJI	23	65	182,61	1.127	1.911	69,60
KIRIBATI	-	5.650	-	-	14.098	-
SOLOMON ISLANDS	53	214	305,31	293	703	140,15
TONGA	88	-	-	498	-	-
EAST TIMOR	843.250	1.145.794	35,88	472.861	1.019.978	115,70
UNITED STATES	758.503	585.713	-22,78	5.511.427	4.172.654	-24,29
CANADA	9.017	211.882	2.249,87	47.916	986.039	1.957,85
MEXICO	448	10.460	2.236,04	1.916	114.159	5.858,77
HONDURAS	3.579	-	-	65.169	-	-
NICARAGUA	2.920	-	-	14.358	-	-
PANAMA	185	-	-	1.579	-	-
CHILE	98	1.477	1.407,14	359	5.299	1.375,33
ARGENTINA	1.194	896	-24,96	258.297	132.338	-48,77
BRAZIL	90.514	29.638	-67,26	632.543	379.219	-40,05
COLOMBIA	2.665	300	-88,74	18.396	150	-99,18
BOLIVIA	373	503	34,85	6.520	11.154	71,07
PARAGUAY	4	-	-	58	-	-
ECUADOR	129	364	182,05	220	2.286	938,95
PERU	150	-	-	2.251	-	-
GUYANA	-	2	-	-	648	-
TRINIDAD AND TOBAGO	-	890	-	-	3.500	-
BAHAMAS	-	3.238	-	-	8.553	-
PUERTO RICO	229	77	-66,38	1.892	344	-81,81
DOMINICAN REPUBLIC	40	41	2,50	107	116	8,01
EL SALVADOR	4.427	1.826	-58,75	77.231	34.691	-55,08
COSTA RICA	63	293	365,08	185	2.822	1.424,35
HAITI	10	-	-	381	-	-
ANTIGUA AND BARBUDA	-	73	-	-	1.082	-
CAYMAN ISLANDS	20	-	-	236	-	-
DOMINICA	711	-	-	8.916	-	-
FRENCH GUIANA	160	-	-	1.881	-	-
FRENCH POLYNESIA	2.746	258	-90,60	7.468	1.046	-85,99
MARTINIQUE	-	109	-	-	311	-
NETHERLANDS ANTILLES	15	-	-	771	-	-
GUADELOUPE	1.087	1.253	15,28	2.135	11.395	433,86
VIRGIN ISLANDS (BRITISH)	352	230	-34,66	3.877	1.448	-62,65
UNITED KINGDOM	12.093	110.090	810,39	115.937	1.742.686	1.403,13
NETHERLANDS	23.460	26.525	13,06	237.150	216.088	-8,88
FRANCE	70.624	73.033	3,41	559.516	583.416	4,27
GERMANY, FED. REP. OF	47.702	33.341	-30,11	362.400	576.538	59,09
AUSTRIA	1.375	681	-50,51	11.677	17.479	49,69
BELGIUM	270.439	22.584	-91,65	468.203	185.151	-60,45
SWITZERLAND	972	444	-54,32	12.902	23.369	81,13
LUXEMBOURG	-	0	-	-	26	-
DENMARK	3.786	4.591	21,28	15.315	31.774	107,47
NORWAY	69.995	1.764	-97,48	283.175	62.249	-78,02
SWEDEN	15.570	15.500	-0,45	71.192	102.588	44,10
FINLAND	-	190	-	-	1.993	-
IRELAND	4	20	400,00	3.424	258	-92,46
ITALY	4.094	3.814	-6,85	61.066	36.680	-39,93
SPAIN	11.746	11.141	-5,15	58.675	109.147	86,02
PORTUGAL	485	2.206	355,25	4.104	14.910	263,30
GREECE	1.430	450	-68,52	7.400	5.341	-27,83
HUNGARY	2	21	925,50	68	428	530,13

https://www.bps.go.id

TABEL 6. PERKEMBANGAN EKSPOR INDONESIA MENURUT KOMODITI DAN NEGARA TUJUAN
JANUARI - MARET 2021 DAN 2022

KOMODITI / NEGARA TUJUAN	BERAT BERSIH (KG)		PERUB	NILAI FOB (US $)		PERUB
	JAN-MAR 2021	JAN-MAR 2022	%	JAN-MAR 2021	JAN-MAR 2022	%
(1)	(2)	(3)	(4)	(5)	(6)	(7)
POLAND	95.615	70.591	-26,17	668.770	464.087	-30,61
BULGARIA	2.506	2.506	0,00	98.200	104.335	6,25
LITHUANIA	54	52	-3,74	2.007	539	-73,15
CROATIA	-	243	-	-	603	-
MALTA	82	612	646,34	1.440	5.510	282,70
SLOVAKIA	7	4	-41,18	55.330	63.113	14,07
SLOVENIA	100	961	861,00	345	8.814	2.456,16
CZECH REPUBLIC	294	37	-87,56	15.883	59	-99,63
REP. OF MACEDONIA	8.546	52.920	519,22	41.724	232.601	457,48
RUSSIA FEDERATION	2.935	255	-91,30	24.618	3.917	-84,09
MONTENEGRO	12	-	-	58	-	-
PERLENGKAPAN KOMPUTER	**22.750.532**	**17.184.752**	**-24,46**	**479.532.928**	**506.685.776**	**5,66**
JAPAN	3.635.588	2.495.331	-31,36	84.266.865	73.379.500	-12,92
HONG KONG	65.400	55.546	-15,07	1.308.024	1.677.403	28,24
KOREA, REPUBLIC OF	140.740	157.977	12,25	2.886.716	4.455.239	54,34
TAIWAN	210.854	111.289	-47,22	5.666.788	3.247.348	-42,70
CHINA	2.551.099	1.430.318	-43,93	37.417.009	35.979.308	-3,84
PAPUA NEW GUINEA	117	48	-58,89	3.177	17.285	444,03
THAILAND	129.202	88.312	-31,65	2.669.349	1.944.065	-27,17
SINGAPORE	2.249.164	2.651.951	17,91	67.841.735	74.035.009	9,13
PHILIPPINES	471.841	169.940	-63,98	8.912.400	8.992.877	0,90
MALAYSIA	215.198	208.702	-3,02	2.702.676	4.464.439	65,19
MYANMAR	41	733	1.686,31	1.070	111.280	10.300,00
BRUNEI DARUSSALAM	32	-	-	525	-	-
NEPAL	220	-	-	21.500	-	-
VIET NAM	16.912	15.195	-10,15	390.176	460.080	17,92
INDIA	1.812.065	563.491	-68,90	9.792.799	9.008.543	-8,01
PAKISTAN	2	266	11.996,59	1.102	16.364	1.384,23
BANGLADESH	4.440	5.676	27,85	4.870	5.503	13,00
SRI LANKA	12	27	122,17	5.565	2.478	-55,47
IRAQ	3.291	-	-	10.000	-	-
UNITED ARAB EMIRATES	246.456	223.972	-9,12	5.997.504	5.777.979	-3,66
MOROCCO	1.224	-	-	71.666	-	-
TUNISIA	50	-	-	3.792	-	-
ETHIOPIA	28	-	-	2.926	-	-
GUINEA	-	133	-	-	13.600	-
SOUTH AFRICA	-	34.448	-	-	1.060.367	-
ZAMBIA	4.520	3.185	-29,53	94.664	52.500	-44,54
AUSTRALIA	732.008	468.835	-35,95	13.607.158	11.439.757	-15,93
NEW ZEALAND	14.105	12.210	-13,44	213.630	242.860	13,68
GUAM	6	-	-	25	-	-
EAST TIMOR	31.468	70.575	124,27	124.343	1.011.760	713,69
UNITED STATES	4.679.365	4.952.849	5,84	113.300.559	158.344.327	39,76
CANADA	432	278	-35,71	7.967	5.161	-35,22
MEXICO	26.896	45.049	67,50	712.769	1.507.891	111,55
CHILE	24.164	33.736	39,61	610.240	1.493.580	144,75
ARGENTINA	-	1.357	-	-	86.170	-
BRAZIL	105.130	109.580	4,23	2.714.210	3.280.464	20,86
COLOMBIA	10.701	17.190	60,64	288.395	546.858	89,62
URUGUAY	26.669	42.518	59,43	671.713	2.128.987	216,95
PARAGUAY	-	114	-	-	8.366	-
PERU	27.142	18.086	-33,37	557.670	591.185	6,01
DOMINICAN REPUBLIC	-	21	-	-	3.025	-
COSTA RICA	21.557	20.007	-7,19	604.926	759.735	25,59
HAITI	-	29	-	-	902	-
UNITED KINGDOM	443.010	819.707	85,03	7.146.272	18.795.101	163,01
NETHERLANDS	48.172	7.774	-83,86	1.957.505	592.625	-69,73
FRANCE	4.551	1.645	-63,86	351.620	171.593	-51,20
GERMANY, FED. REP. OF	4.714.989	2.290.630	-51,42	98.549.625	67.061.759	-31,95
AUSTRIA	555	733	32,11	22.079	32.798	48,55
BELGIUM	11	76	576,38	349	3.964	1.036,42
SWITZERLAND	-	1	-	-	54	-
DENMARK	940	1.216	29,32	66.862	82.613	23,56
NORWAY	62	-	-	1.141	-	-
SWEDEN	-	62	-	-	1.150	-
FINLAND	59.353	23.448	-60,49	1.076.805	496.764	-53,87
IRELAND	15.499	25.166	62,38	6.499.406	12.659.822	94,78
ITALY	-	1	-	-	200	-
SPAIN	401	370	-7,69	7.417	6.899	-6,99
PORTUGAL	123	-	-	2.282	-	-
GREECE	-	30	-	-	409	-
HUNGARY	212	-	-	158.448	-	-
POLAND	2	3	66,67	1.487	1.836	23,52
ROMANIA	-	98	-	-	5.831	-
KAZAKHSTAN	87	-	-	4.184	-	-
LITHUANIA	884	-	-	54.856	-	-
ESTONIA	2.805	-	-	62.220	-	-
SLOVENIA	677	4.665	589,48	82.724	617.862	646,89
CZECH REPUBLIC	62	31	-50,00	1.141	575	-49,62
RUSSIA FEDERATION	-	126	-	-	1.725	-
SEMI KONDUKTOR DAN KOMPONEN ELEKTRONIK LAINNYA	**5.748.628**	**9.770.821**	**69,97**	**322.003.576**	**395.452.636**	**22,81**
JAPAN	253.986	314.582	23,86	16.819.868	20.993.351	24,81

https://www.bps.go.id

TABEL 6. PERKEMBANGAN EKSPOR INDONESIA MENURUT KOMODITI DAN NEGARA TUJUAN
JANUARI - MARET 2021 DAN 2022

KOMODITI / NEGARA TUJUAN	BERAT BERSIH (KG)		PERUB	NILAI FOB (US $)		PERUB
	JAN-MAR 2021	JAN-MAR 2022	%	JAN-MAR 2021	JAN-MAR 2022	%
(1)	(2)	(3)	(4)	(5)	(6)	(7)
HONG KONG	254.746	269.450	5,77	32.404.445	28.762.460	-11,24
KOREA, REPUBLIC OF	209.397	203.365	-2,88	5.669.420	6.515.948	14,93
TAIWAN	51.923	88.642	70,72	15.532.382	26.714.327	71,99
CHINA	244.580	271.371	10,95	17.702.045	14.720.110	-16,85
PAPUA NEW GUINEA	3	-	-	283	-	-
THAILAND	360.872	286.205	-20,69	5.378.354	5.167.025	-3,93
SINGAPORE	2.075.658	2.523.692	21,59	153.603.471	184.167.965	19,90
PHILIPPINES	19.033	26.599	39,75	1.447.119	1.548.967	7,04
MALAYSIA	199.121	205.931	3,42	2.033.068	1.956.054	-3,79
BRUNEI DARUSSALAM	-	2	-	-	14	-
VIET NAM	113.366	87.026	-23,23	7.168.174	5.830.161	-18,67
INDIA	73.591	70.244	-4,55	3.734.335	2.644.578	-29,18
PAKISTAN	2.403	1.459	-39,31	23.189	13.350	-42,43
BANGLADESH	11	8	-31,82	385	245	-36,36
SRI LANKA	2	28	1.766,87	10	1.171	11.514,19
SAUDI ARABIA	13	2	-85,94	5.111	143	-97,20
ISRAEL	8	6	-31,25	393	212	-46,08
OMAN	1.376	1.376	0,01	24.075	28.250	17,34
TURKEY	91.784	140.780	53,38	1.283.747	1.834.022	42,86
UNITED ARAB EMIRATES	142	381	168,74	7.367	23.515	219,21
EGYPT	10	39.045	372.643,61	27.500	5.511.672	19.942,44
ALGERIA	42.191	32	-99,92	716.764	159.045	-77,81
NIGERIA	241	-	-	1.285	-	-
SENEGAL	-	6	-	-	210	-
MAURITANIA	-	3	-	-	90	-
SOUTH AFRICA	10	3.059	31.728,91	76	628.101	829.404,23
MAURITIUS	110	-	-	180	-	-
AUSTRALIA	321	522	62,54	61.962	26.570	-57,12
NEW ZEALAND	-	18	-	-	452	-
SOLOMON ISLANDS	-	723	-	-	26.821	-
EAST TIMOR	12.101	5.037	-58,38	7.802	11.524	47,71
UNITED STATES	841.302	4.257.319	406,04	15.755.428	36.650.101	132,62
CANADA	954	114.302	11.876,17	70.072	583.098	732,14
MEXICO	26.013	40.741	56,62	571.508	6.187.631	982,68
HONDURAS	108	-	-	1.687	-	-
PANAMA	24	23	-2,74	1.622	1.292	-20,37
CHILE	34	12	-64,70	302	709	134,89
ARGENTINA	371	17.704	4.675,62	12.069	1.989.743	16.386,46
BRAZIL	48.393	42.329	-12,53	1.006.349	1.274.392	26,64
COLOMBIA	2	5	125,10	166	266	59,97
ECUADOR	-	4.986	-	-	903.034	-
PERU	17	20	21,22	853	900	5,47
PUERTO RICO	1	12	1.351,85	801	13.341	1.565,45
ANGUILLA	-	40	-	-	14.951	-
UNITED KINGDOM	1.006	556	-44,69	70.868	431.789	509,29
NETHERLANDS	24.074	18.202	-24,39	2.985.716	2.892.977	-3,11
FRANCE	8.261	9.797	18,60	672.631	888.135	32,04
GERMANY, FED. REP. OF	741.900	656.509	-11,51	35.411.441	31.771.225	-10,28
AUSTRIA	383	228	-40,56	14.223	29.838	109,80
BELGIUM	6	182	2.835,48	623	3.332	434,90
SWITZERLAND	4	76	1.802,53	1.753	27.241	1.454,04
LUXEMBOURG	36	-	-	8.487	-	-
DENMARK	263	119	-54,89	10.477	3.420	-67,36
SWEDEN	4	1	-73,61	137	15	-89,21
FINLAND	2	-	-	470	-	-
IRELAND	1.109	2.328	109,93	48.062	143.918	199,44
ITALY	327	272	-16,78	26.162	7.049	-73,06
SPAIN	1.219	1.297	6,47	90.562	158.576	75,10
PORTUGAL	147	3	-97,69	2.895	574	-80,19
HUNGARY	4.538	1.274	-71,93	87.913	77.330	-12,04
POLAND	10.920	15.382	40,86	111.050	1.354.815	1.120,01
ROMANIA	705	959	35,95	36.158	52.612	45,50
BULGARIA	77	162	111,50	2.278	5.992	162,97
ESTONIA	4	4	-5,18	316	145	-54,03
SLOVAKIA	455	287	-36,94	18.565	8.162	-56,03
CZECH REPUBLIC	28.948	38.200	31,96	1.323.051	1.834.975	38,69
RUSSIA FEDERATION	22	7.899	35.621,20	6.070	854.707	13.979,82
TELEVISI DAN PERLENGKAPAN TELEVISI	**15.644.005**	**16.748.232**	**7,06**	**388.664.488**	**485.031.068**	**24,79**
JAPAN	533.157	551.896	3,51	16.665.409	17.498.969	5,00
HONG KONG	247.165	254.105	2,81	6.849.883	7.363.064	7,49
KOREA, REPUBLIC OF	3.836.526	4.367.585	13,84	108.572.237	132.352.497	21,90
TAIWAN	81.803	58.688	-28,26	1.817.120	2.506.649	37,95
CHINA	72.910	53.889	-26,09	1.151.055	2.381.636	106,91
MONGOLIA	1.015	187	-81,61	22.046	23.323	5,80
PAPUA NEW GUINEA	13.398	2.910	-78,28	297.377	93.130	-68,68
THAILAND	1.092.472	1.299.535	18,95	25.164.690	34.123.697	35,60
SINGAPORE	151.686	192.657	27,01	4.877.878	6.655.341	36,44
PHILIPPINES	388.293	487.048	25,43	8.611.402	12.157.516	41,18
MALAYSIA	728.166	688.928	-5,39	19.611.956	17.524.904	-10,64
MYANMAR	43.758	30.420	-30,48	919.542	756.321	-17,75
CAMBODIA	69.498	56.548	-18,63	1.521.003	1.301.764	-14,41
BRUNEI DARUSSALAM	14.047	13.825	-1,58	272.889	309.356	13,36
NEPAL	24.259	-	-	532.772	-	-
VIET NAM	1.053.046	1.482.878	40,82	23.236.065	33.444.651	43,93

https://www.bps.go.id

TABEL 6. PERKEMBANGAN EKSPOR INDONESIA MENURUT KOMODITI DAN NEGARA TUJUAN
JANUARI - MARET 2021 DAN 2022

KOMODITI / NEGARA TUJUAN	BERAT BERSIH (KG)		PERUB	NILAI FOB (US $)		PERUB
	JAN-MAR 2021	JAN-MAR 2022	%	JAN-MAR 2021	JAN-MAR 2022	%
(1)	(2)	(3)	(4)	(5)	(6)	(7)
MALDIVES	2.291	99	-95,68	48.083	532	-98,89
INDIA	217.229	357.607	64,62	3.176.677	6.075.032	91,24
BANGLADESH	34.234	60.916	77,94	1.146.429	1.461.644	27,50
SRI LANKA	154.444	668	-99,57	3.033.735	10.513	-99,65
IRAQ	108.365	-	-	2.750.563	-	-
IRAN (ISLAMIC REPUBLIC OF)	20.000	-	-	9.998	-	-
SAUDI ARABIA	459.674	232.046	-49,52	10.862.720	6.462.606	-40,51
ISRAEL	600.364	42.826	-92,87	15.629.872	2.107.128	-86,52
JORDAN	4.793	7.680	60,23	118.407	284.986	140,68
LEBANON	5.603	3.728	-33,46	130.346	89.842	-31,07
OMAN	27.999	10.125	-63,84	581.834	284.765	-51,06
TURKEY	687.258	204.223	-70,28	14.328.352	5.855.479	-59,13
UNITED ARAB EMIRATES	521.903	651.518	24,84	12.541.470	20.453.834	63,09
QATAR	65.047	100.617	54,68	1.459.747	2.733.212	87,24
BAHRAIN	58.146	11.658	-79,95	1.235.856	313.816	-74,61
EGYPT	168.202	242.712	44,30	932.010	5.002.968	436,79
MOROCCO	59.908	29.049	-51,51	1.409.937	944.870	-32,98
TUNISIA	771	-	-	13.326	-	-
ALGERIA	1.231	61.537	4.897,46	761.106	1.697.038	122,97
SUDAN	5.069	29.615	484,29	220.324	637.867	189,51
ETHIOPIA	4.472	-	-	221.245	-	-
TANZANIA, UNITED REP. OF	190	14.156	7.350,32	311	363.749	117.049,49
SOMALIA	1.721	-	-	28.871	-	-
KENYA	3.974	7.421	86,76	121.680	236.602	94,45
MOZAMBIQUE	-	12.029	-	-	540.000	-
TOGO	-	9.191	-	-	243.192	-
GHANA	65.685	68.228	3,87	1.704.816	1.794.919	5,29
ANGOLA	31	41.763	135.495,32	674	1.658.880	246.189,07
CONGO	-	4.287	-	-	125.607	-
CAMEROON	25.864	18.200	-29,63	545.846	468.473	-14,17
NIGERIA	111.923	279.235	149,49	8.475.051	7.505.983	-11,43
GABON	751	-	-	4.609	-	-
COTE D'IVOIRE	26.059	9.020	-65,39	557.453	253.129	-54,59
SENEGAL	22.402	9.173	-59,05	506.863	234.106	-53,81
BENIN	9.007	4.409	-51,05	211.967	124.935	-41,06
SAO TOME AND PRINCIPE	1.890	-	-	42.095	-	-
SOUTH AFRICA	81.877	393.958	381,16	613.134	9.438.334	1.439,36
ZAMBIA	-	1.035	-	-	26.402	-
MAURITIUS	-	5.928	-	-	146.036	-
DEMOCRATIC REP. OF THE CONGO	13.629	34.776	155,15	256.058	887.238	246,50
AUSTRALIA	1.215.546	1.603.591	31,92	32.543.851	45.370.698	39,41
NEW ZEALAND	146.068	238.785	63,47	3.878.609	7.069.018	82,26
FIJI	3.165	3.418	7,98	59.460	83.910	41,12
EAST TIMOR	39.008	57.930	48,51	174.799	278.938	59,58
UNITED STATES	298.568	186.798	-37,44	15.208.394	18.838.275	23,87
CANADA	5.126	21.354	316,56	471.884	1.922.968	307,51
MEXICO	314.672	701.734	123,01	2.337.697	4.649.060	98,87
GUATEMALA	815	373	-54,17	49.549	46.646	-5,86
PANAMA	10.529	12.892	22,44	336.345	1.466.761	336,09
CHILE	104	13.231	12.565,85	1.056	467.214	44.147,55
ARGENTINA	-	102.001	-	-	13.914.558	-
BRAZIL	548.971	120.048	-78,13	4.336.642	3.104.366	-28,42
COLOMBIA	23.688	-	-	626.516	-	-
URUGUAY	11.844	-	-	339.733	-	-
PARAGUAY	-	373	-	-	46.646	-
ECUADOR	-	99.309	-	-	7.532.143	-
PERU	3.648	-	-	278.428	-	-
EL SALVADOR	-	560	-	-	69.970	-
COSTA RICA	-	560	-	-	69.970	-
CAPE VERDE	-	4.649	-	-	116.914	-
UNITED KINGDOM	1.891	-	-	8.695	-	-
NETHERLANDS	2.014	1.686	-16,28	53.411	44.937	-15,87
FRANCE	3.316	4.103	23,74	30.244	256.150	746,95
GERMANY, FED. REP. OF	9.028	216	-97,61	447.016	28.614	-93,60
AUSTRIA	19.452	38.036	95,54	1.142.802	2.494.595	118,29
BELGIUM	9.084	10.307	13,47	839.514	956.214	13,90
SWITZERLAND	10	-	-	202.600	-	-
LUXEMBOURG	35.183	23.846	-32,22	909.041	632.279	-30,45
SWEDEN	422	7.029	1.564,00	2.059	557.488	26.975,56
ITALY	362	992	173,73	1.640	8.210	400,69
SPAIN	26.999	1.374	-94,91	1.690.727	20.884	-98,76
PORTUGAL	13.794	5.727	-58,48	496.779	209.530	-57,82
GREECE	7.718	903	-88,30	546.984	8.618	-98,42
HUNGARY	13	140	996,88	59	67.691	115.276,22
POLAND	436.747	437.854	0,25	2.970.598	8.373.462	181,88
ROMANIA	-	204	-	-	15.912	-
BULGARIA	25.884	45.534	75,92	1.299.614	2.228.779	71,50
UZBEKISTAN	111.531	-	-	2.410.262	-	-
GEORGIA	133	-	-	2.860	-	-
CROATIA	27.228	32.057	17,73	1.409.778	1.776.547	26,02
BOSNIA AND HERZEGOVINA	3.713	1.691	-54,46	227.152	117.542	-48,25
MALTA	874	-	-	4.081	-	-
SLOVAKIA	9.710	22.136	127,96	239.126	604.285	152,71
SLOVENIA	54.058	11.586	-78,57	2.354.754	562.921	-76,09
CZECH REPUBLIC	7.423	4.581	-38,29	472.118	307.278	-34,92

https://www.bps.go.id

TABEL 6. PERKEMBANGAN EKSPOR INDONESIA MENURUT KOMODITI DAN NEGARA TUJUAN
JANUARI - MARET 2021 DAN 2022

KOMODITI / NEGARA TUJUAN	BERAT BERSIH (KG)		PERUB	NILAI FOB (US $)		PERUB
	JAN-MAR 2021	JAN-MAR 2022	%	JAN-MAR 2021	JAN-MAR 2022	%
(1)	(2)	(3)	(4)	(5)	(6)	(7)
REP. OF MACEDONIA	-	21.248	-	-	972.928	-
RUSSIA FEDERATION	273.245	387.621	41,86	5.213.234	11.596.173	122,44
SERBIA	16.744	20.588	22,96	1.077.638	1.185.417	10,00
MONTENEGRO	2.476	636	-74,29	163.953	20	-99,99
PERALATAN PEREKAM, PENERIMA DAN PENGGANDA						
AUDIO	**876.463**	**826.965**	**-5,65**	**31.531.665**	**30.668.411**	**-2,74**
JAPAN	109.381	59.418	-45,68	3.754.274	2.767.219	-26,29
HONG KONG	19.791	3.271	-83,47	1.837.152	382.821	-79,16
KOREA, REPUBLIC OF	16.587	20.002	20,59	639.724	813.669	27,19
TAIWAN	5.530	5.580	0,91	158.003	196.023	24,06
CHINA	36.202	54.653	50,97	2.127.664	3.008.904	41,42
PAPUA NEW GUINEA	17	-	-	1.153	-	-
THAILAND	9.815	9.940	1,27	384.321	424.461	10,44
SINGAPORE	39.895	54.765	37,27	1.848.103	1.894.790	2,53
PHILIPPINES	6.526	4.101	-37,16	291.218	282.371	-3,04
MALAYSIA	13.106	18.037	37,63	593.884	911.900	53,55
CAMBODIA	705	472	-33,05	43.488	29.354	-32,50
BRUNEI DARUSSALAM	171	527	207,89	10.328	28.543	176,35
VIET NAM	7.057	2.801	-60,30	501.623	179.830	-64,15
MALDIVES	-	6	-	-	435	-
INDIA	57	-	-	3.624	-	-
PAKISTAN	2	-	-	9	-	-
SRI LANKA	17.740	5.720	-67,76	125.093	36.800	-70,58
SAUDI ARABIA	2.591	1.896	-26,82	52.028	11.895	-77,14
KUWAIT	3.079	4.559	48,06	98.772	121.081	22,59
LEBANON	-	538	-	-	4.300	-
OMAN	157	15	-90,72	2.215	208	-90,63
UNITED ARAB EMIRATES	51.517	72.351	40,44	1.679.900	2.524.814	50,30
SOUTH AFRICA	3	863	28.666,67	8	31.787	383.795,65
AUSTRALIA	21.327	33.932	59,11	757.400	1.086.235	43,42
NEW ZEALAND	6.896	6.178	-10,41	253.379	210.245	-17,02
EAST TIMOR	4.140	2.327	-43,80	36.005	27.584	-23,39
UNITED STATES	247.831	234.260	-5,48	7.457.450	7.370.140	-1,17
CANADA	38.020	18.193	-52,15	888.054	544.325	-38,71
MEXICO	5.265	-	-	279.488	-	-
PANAMA	7.435	13.903	86,98	322.366	580.627	80,11
ARGENTINA	3.635	4.370	20,24	134.060	161.035	20,12
COLOMBIA	25	-	-	69	-	-
URUGUAY	-	408	-	-	18.210	-
PERU	372	-	-	13.578	-	-
UNITED KINGDOM	4.243	2.601	-38,70	74.601	43.311	-41,94
NETHERLANDS	2.670	2.685	0,55	44.194	47.934	8,46
FRANCE	237	-	-	31.127	-	-
GERMANY, FED. REP. OF	33.367	39.246	17,62	576.436	611.862	6,15
BELGIUM	104.201	129.580	24,36	4.560.632	5.833.077	27,90
FINLAND	105	-	-	920	-	-
ITALY	7.076	4.166	-41,12	82.819	66.342	-19,89
SPAIN	8.241	8.305	0,77	189.223	141.944	-24,99
GREECE	45	18	-60,00	2.336	873	-62,64
RUSSIA FEDERATION	41.402	7.277	-82,42	1.674.948	273.465	-83,67
PERALATAN AUDIO DAN VIDEO ELEKTRONIK LAINNYA	**7.061.298**	**6.959.367**	**-1,44**	**111.682.625**	**116.044.590**	**3,91**
JAPAN	470.609	480.846	2,18	7.681.596	7.269.450	-5,37
HONG KONG	56.609	34.866	-38,41	2.228.341	1.293.001	-41,97
KOREA, REPUBLIC OF	433.221	139.096	-67,89	2.267.368	1.018.370	-55,09
TAIWAN	29.704	41.308	39,06	528.274	573.041	8,47
CHINA	298.262	310.600	4,14	4.650.473	3.964.247	-14,76
PAPUA NEW GUINEA	612	4.309	604,08	5.641	40.201	612,66
THAILAND	104.081	135.470	30,16	1.485.656	2.087.979	40,54
SINGAPORE	255.531	187.768	-26,52	45.119.881	42.030.882	-6,85
PHILIPPINES	6.563	13.672	108,31	52.223	144.848	177,37
MALAYSIA	147.360	141.241	-4,15	1.439.932	1.446.169	0,43
MYANMAR	632	-	-	3.956	-	-
CAMBODIA	51	1.110	2.068,38	16.057	12.116	-24,55
BRUNEI DARUSSALAM	167	11	-93,41	965	118	-87,77
NEPAL	2	145	8.330,23	33	4.010	12.081,04
VIET NAM	391.907	301.380	-23,10	8.201.218	4.935.571	-39,82
MALDIVES	-	13	-	-	278	-
INDIA	289.393	232.988	-19,49	2.949.811	2.524.584	-14,42
PAKISTAN	18.149	35.467	95,42	1.165.678	798.542	-31,50
BANGLADESH	12.644	45.894	262,97	85.896	353.525	311,57
SRI LANKA	14.703	196	-98,66	59.962	2.530	-95,78
SAUDI ARABIA	17.741	7.566	-57,35	98.190	71.584	-27,10
ISRAEL	1.990	4.177	109,91	20.611	39.289	90,62
KUWAIT	1.780	4	-99,76	17.680	83	-99,53
TURKEY	7.845	0	-100,00	94.666	46.253	-51,14
UNITED ARAB EMIRATES	56.759	122.698	116,17	412.464	1.559.740	278,15
CYPRUS	-	178	-	-	1.016	-
EGYPT	74.332	102.186	37,47	353.044	1.489.812	321,99
ALGERIA	129	10	-92,17	100.200	32.316	-67,75
SUDAN	430	0	-100,00	2.981	10.266	244,35
ETHIOPIA	2.454	-	-	4.779	-	-
CONGO	-	2.760	-	-	22.453	-
NIGERIA	67.744	44.587	-34,18	509.729	444.645	-12,77

https://www.bps.go.id

TABEL 6. PERKEMBANGAN EKSPOR INDONESIA MENURUT KOMODITI DAN NEGARA TUJUAN
JANUARI - MARET 2021 DAN 2022

KOMODITI / NEGARA TUJUAN	BERAT BERSIH (KG)		PERUB	NILAI FOB (US $)		PERUB
	JAN-MAR 2021	JAN-MAR 2022	%	JAN-MAR 2021	JAN-MAR 2022	%
(1)	(2)	(3)	(4)	(5)	(6)	(7)
SENEGAL	18	-	-	88	-	-
BENIN	-	2.760	-	-	22.453	-
UGANDA	-	100	-	-	3.714	-
SOUTH AFRICA	10.678	22.017	106,19	45.029	214.514	376,39
MAURITIUS	-	50	-	-	108	-
AUSTRALIA	181.299	88.924	-50,95	1.884.283	1.440.132	-23,57
NEW ZEALAND	7.829	9.075	15,92	49.571	74.301	49,89
EAST TIMOR	19.723	48.711	146,98	71.846	83.347	16,01
UNITED STATES	1.093.978	923.396	-15,59	9.940.485	13.921.984	40,05
CANADA	54.388	48.685	-10,48	530.035	594.413	12,15
MEXICO	723.264	867.899	20,00	3.416.578	5.277.705	54,47
GUATEMALA	-	14.655	-	-	98.648	-
HONDURAS	593	-	-	2.905	-	-
PANAMA	29.435	38.002	29,10	213.508	353.744	65,68
CHILE	3.794	-	-	22.601	-	-
ARGENTINA	14.963	1.894	-87,34	111.166	12.672	-88,60
BRAZIL	153.095	93.974	-38,62	978.663	697.348	-28,74
COLOMBIA	8.312	1.789	-78,48	64.078	8.944	-86,04
URUGUAY	714	664	-7,05	4.127	3.376	-18,21
ECUADOR	-	1.190	-	-	97.048	-
PERU	10.712	3.790	-64,62	83.849	30.823	-63,24
COSTA RICA	-	2.166	-	-	20.883	-
FRENCH POLYNESIA	-	2	-	-	249	-
MARTINIQUE	-	1.603	-	-	12.184	-
UNITED KINGDOM	115.416	73.941	-35,94	1.001.737	905.758	-9,58
NETHERLANDS	142.924	288.596	101,92	1.022.715	2.713.335	165,31
FRANCE	145.568	144.564	-0,69	1.747.283	1.997.820	14,34
GERMANY, FED. REP. OF	375.455	326.373	-13,07	3.571.287	3.697.254	3,53
AUSTRIA	27	23.292	85.594,04	235	213.638	90.960,80
BELGIUM	1.133	873	-22,93	16.856	14.024	-16,80
SWITZERLAND	120	-	-	544	-	-
DENMARK	24.843	75.981	205,85	391.576	1.053.290	168,99
SWEDEN	1	114	15.895,79	126	7.504	5.864,75
FINLAND	1.836	6.773	268,92	82.413	149.251	81,10
ITALY	41.728	46.033	10,32	553.537	567.651	2,55
SPAIN	9.226	6.213	-32,65	71.926	54.648	-24,02
PORTUGAL	3.808	-	-	220.578	-	-
GREECE	228	8	-96,71	3.900	15	-99,62
HUNGARY	164.659	140.782	-14,50	850.661	978.987	15,09
POLAND	600.678	827.689	37,79	2.873.827	5.308.423	84,72
ROMANIA	194	-	-	1.355	-	-
AZERBAIJAN	256	-	-	1.478	-	-
BELARUS	1.398	-	-	6.437	-	-
KAZAKHSTAN	773	-	-	3.562	-	-
UKRAINE	2.004	1.180	-41,12	9.760	5.632	-42,29
LITHUANIA	-	1.221	-	-	5.771	-
LATVIA	668	-	-	2.748	-	-
CROATIA	-	790	-	-	4.266	-
SLOVAKIA	72.379	143.472	98,22	462.278	1.304.944	182,29
CZECH REPUBLIC	4.363	3.150	-27,80	78.024	53.343	-31,63
RUSSIA FEDERATION	277.416	286.430	3,25	1.731.664	1.823.526	5,30
ALAT UKUR DAN ALAT UJI	**2.539.185**	**3.001.236**	**18,20**	**119.445.206**	**138.751.796**	**16,16**
JAPAN	334.310	397.188	18,81	19.910.686	26.989.658	35,55
HONG KONG	18.820	8.888	-52,77	3.594.169	1.789.737	-50,20
KOREA, REPUBLIC OF	67.586	78.069	15,51	3.189.018	3.562.494	11,71
TAIWAN	222.398	288.148	29,56	5.433.793	4.593.313	-15,47
CHINA	81.431	106.420	30,69	8.047.685	4.674.072	-41,92
MONGOLIA	-	4	-	-	80	-
PAPUA NEW GUINEA	-	4	-	-	1.463	-
THAILAND	137.295	109.133	-20,51	5.898.800	5.472.256	-7,23
SINGAPORE	413.684	384.725	-7,00	21.411.692	13.685.064	-36,09
PHILIPPINES	46.486	60.593	30,35	2.488.232	1.633.100	-34,37
MALAYSIA	157.570	175.637	11,47	4.396.274	5.013.352	14,04
MYANMAR	4.214	5.115	21,38	48.794	248.504	409,29
CAMBODIA	7.102	6.441	-9,31	561.659	399.367	-28,90
BRUNEI DARUSSALAM	171	369	116,69	8.666	1.878	-78,33
LAO PEOPLE'S DEM. REP.	13	-	-	126	-	-
VIET NAM	227.103	156.318	-31,17	5.843.142	4.249.565	-27,27
MALDIVES	24	48	102,51	2.900	3.451	19,01
INDIA	281.801	56.859	-79,82	6.222.326	3.118.271	-49,89
PAKISTAN	229	195	-14,73	5.762	3.268	-43,28
BANGLADESH	1	10	758,81	133	1.089	720,06
SRI LANKA	16	-	-	618	-	-
SAUDI ARABIA	257	198	-23,06	5.960	24.527	311,51
ISRAEL	1	239	47.700,00	33	63.920	191.386,35
PALESTINA	-	100	-	-	5.708	-
OMAN	13	28	115,38	60	1.821	2.934,33
TURKEY	-	10.570	-	-	120.339	-
UNITED ARAB EMIRATES	1.693	606	-64,18	37.796	85.179	125,37
QATAR	782	2.866	266,40	42.729	49.725	16,37
EGYPT	8.272	37.725	356,03	205.558	996.428	384,74
TANZANIA, UNITED REP. OF	-	43.149	-	-	3.393.692	-
MADAGASCAR	1	8	672,50	92	68	-26,09
KENYA	-	3	-	-	28	-

https://www.bps.go.id

TABEL 6. PERKEMBANGAN EKSPOR INDONESIA MENURUT KOMODITI DAN NEGARA TUJUAN
JANUARI - MARET 2021 DAN 2022

KOMODITI / NEGARA TUJUAN	BERAT BERSIH (KG)		PERUB	NILAI FOB (US $)		PERUB
	JAN-MAR 2021	JAN-MAR 2022	%	JAN-MAR 2021	JAN-MAR 2022	%
(1)	(2)	(3)	(4)	(5)	(6)	(7)
GHANA	-	2.284	-	-	102.015	-
ANGOLA	-	1	-	-	422	-
CAMEROON	6	-	-	271	-	-
NIGERIA	5	5.605	107.697,31	1.278	32.033	2.406,51
GABON	125	284	126,80	1.089	21.597	1.883,16
MAURITANIA	-	513	-	-	3.588	-
BENIN	-	5	-	-	1.954	-
UGANDA	5	-	-	20	-	-
DJIBOUTI	-	2.178	-	-	41.069	-
SOUTH AFRICA	40.714	42.543	4,49	293.636	251.341	-14,40
ZAMBIA	68	-	-	3.675	-	-
MALAWI	2	2	-10,26	812	15	-98,13
DEMOCRATIC REP. OF THE CONGO	204	-	-	31.307	-	-
AUSTRALIA	90.984	636.175	599,21	4.213.856	23.313.856	453,27
NEW ZEALAND	2.219	516	-76,72	39.709	21.960	-44,70
FIJI	4.500	600	-86,67	100.525	10.245	-89,81
MARSHALL ISLANDS	85.137	144.939	70,24	399.682	700.000	75,14
EAST TIMOR	3.892	2.405	-38,19	8.308	41.900	404,34
UNITED STATES	90.649	94.257	3,98	11.641.473	16.860.035	44,83
CANADA	1.954	2.632	34,69	207.187	289.767	39,86
MEXICO	431	416	-3,46	39.805	35.892	-9,83
GUATEMALA	-	45	-	-	18.634	-
PANAMA	1	1	-49,80	34	84	149,75
CUBA	32	-	-	1.019	-	-
CHILE	0	-	-	45	-	-
ARGENTINA	439	1.252	185,11	25.716	39.057	51,88
BRAZIL	426	568	33,22	32.828	108.624	230,89
COLOMBIA	0	43	13.380,31	75	5.574	7.380,47
PERU	1	-	-	8	-	-
PUERTO RICO	1	0	-85,71	1	0	-85,71
UNITED KINGDOM	1.983	1.550	-21,80	242.637	240.723	-0,79
NETHERLANDS	25.940	30.207	16,45	1.849.472	2.275.288	23,02
FRANCE	4.656	3.701	-20,51	458.511	216.987	-52,68
GERMANY, FED. REP. OF	91.084	17.685	-80,58	1.185.860	1.341.278	13,11
AUSTRIA	-	245	-	-	28.528	-
BELGIUM	9.976	5.996	-39,89	795.669	699.832	-12,04
SWITZERLAND	27	650	2.352,00	17.687	99.390	461,95
DENMARK	9	74	722,22	5.664	1.373	-75,76
NORWAY	13.278	415	-96,87	280.837	109.717	-60,93
SWEDEN	7.035	7	-99,90	100.000	500	-99,50
FINLAND	450	23	-94,85	124.908	515	-99,59
IRELAND	1.524	3.058	100,66	1.252.102	2.722.035	117,40
ITALY	187	1.524	714,65	24.717	167.499	577,67
SPAIN	101	1.141	1.031,90	23.693	63.004	165,92
PORTUGAL	213	2.070	871,83	6.816	105.856	1.453,05
GREECE	-	19	-	-	298	-
HUNGARY	2.718	7.456	174,28	87.718	262.648	199,42
POLAND	39.906	40.293	0,97	8.291.092	7.886.213	-4,88
AZERBAIJAN	36	-	-	2.025	-	-
KAZAKHSTAN	80	-	-	34.551	-	-
MOLDOVA, REPUBLIC OF	32	-	-	50	-	-
SLOVENIA	201	-	-	7.397	-	-
CZECH REPUBLIC	210	-	-	61.188	-	-
RUSSIA FEDERATION	6.469	18.200	181,34	193.553	449.034	131,99
PERALATAN KOMUNIKASI LAINNYA	**4.485.592**	**4.069.614**	**-9,27**	**355.686.166**	**410.386.834**	**15,38**
JAPAN	200.864	306.530	52,61	11.092.144	16.977.581	53,06
HONG KONG	194.251	65.583	-66,24	11.934.932	6.751.958	-43,43
KOREA, REPUBLIC OF	244.475	146.323	-40,15	26.008.538	23.341.997	-10,25
TAIWAN	19.922	4.464	-77,59	1.188.679	2.073.046	74,40
CHINA	40.028	70.134	75,21	10.402.439	10.837.812	4,19
MONGOLIA	2	-	-	328	-	-
PAPUA NEW GUINEA	17	1.911	11.139,41	481	555.069	115.203,14
THAILAND	504	3.013	497,92	125.119	910.956	628,07
SINGAPORE	169.371	176.477	4,20	35.706.495	41.335.727	15,77
PHILIPPINES	12.353	25.657	107,71	7.636.367	9.546.145	25,01
MALAYSIA	60.197	15.731	-73,87	18.164.618	7.817.431	-56,96
MYANMAR	674	-	-	101.730	-	-
BRUNEI DARUSSALAM	-	38	-	-	95	-
NEPAL	-	1	-	-	50	-
VIET NAM	10.947	9.138	-16,53	1.772.502	1.206.442	-31,94
INDIA	145.804	92.614	-36,48	2.124.322	2.008.108	-5,47
BANGLADESH	5.162	1.908	-63,03	340.051	552.752	62,55
SRI LANKA	494	144	-70,95	19.849	3.161	-84,08
SAUDI ARABIA	0	1	686,03	7	535	7.335,42
ISRAEL	4.887	188	-96,15	139.317	7.695	-94,48
TURKEY	15.366	939	-93,89	542.384	234.806	-56,71
UNITED ARAB EMIRATES	36.042	79.828	121,48	8.608.693	24.902.615	189,27
QATAR	50	-	-	4.397	-	-
CYPRUS	2.599	-	-	12.474	-	-
EGYPT	7.262	57.956	698,05	10.107	5.623.040	55.532,63
ALGERIA	194	0	-99,98	593.857	139.904	-76,44
SUDAN	1.435	131	-90,90	51.291	201.237	292,34
ETHIOPIA	3.433	-	-	139.611	-	-
REUNION	30	-	-	259	-	-

https://www.bps.go.id

TABEL 6. PERKEMBANGAN EKSPOR INDONESIA MENURUT KOMODITI DAN NEGARA TUJUAN
JANUARI - MARET 2021 DAN 2022

KOMODITI / NEGARA TUJUAN	BERAT BERSIH (KG)		PERUB	NILAI FOB (US $)		PERUB
	JAN-MAR 2021	JAN-MAR 2022	%	JAN-MAR 2021	JAN-MAR 2022	%
(1)	(2)	(3)	(4)	(5)	(6)	(7)
TOGO	-	2	-	-	126	-
ANGOLA	-	17	-	-	145	-
NIGERIA	49.665	26	-99,95	1.687.743	1.552.898	-7,99
COTE D'IVOIRE	7	5	-28,57	83	84	1,45
SOUTH AFRICA	3.352	6.915	106,26	11.334	538.037	4.646,92
MAURITIUS	200	-	-	1.551	-	-
AUSTRALIA	10.178	264.226	2.496,00	488.871	28.424.819	5.714,38
NEW ZEALAND	18.671	690	-96,30	785.352	72.521	-90,77
VANUATU	120	-	-	88	-	-
KIRIBATI	-	3.267	-	-	46.707	-
EAST TIMOR	35.530	26.384	-25,74	2.328.689	2.171.414	-6,75
UNITED STATES	2.764.149	1.859.207	-32,74	190.545.516	169.551.267	-11,02
CANADA	100	4.039	3.921,72	12.374	1.069.925	8.546,48
MEXICO	22.886	167.944	633,82	5.578.015	15.274.818	173,84
GUATEMALA	20.300	4	-99,98	906.446	258	-99,97
HONDURAS	11.034	7.028	-36,30	487.960	342.324	-29,85
NICARAGUA	16.416	4.331	-73,62	732.847	202.343	-72,39
PANAMA	-	15.482	-	-	393.466	-
SURINAME	-	6.046	-	-	25.255	-
CHILE	6.616	-	-	217.748	-	-
ARGENTINA	60.151	14.109	-76,54	3.345.548	1.695.810	-49,31
BRAZIL	133	20.119	15.019,14	7.081	653.313	9.125,88
COLOMBIA	8.378	-	-	223.781	-	-
BOLIVIA	-	339	-	-	22.674	-
ECUADOR	-	8.388	-	-	746.032	-
EL SALVADOR	5.807	-	-	254.867	-	-
MARTINIQUE	151	-	-	2.140	-	-
NETHERLANDS ANTILLES	2.015	-	-	238.733	-	-
UNITED KINGDOM	3.205	1.805	-43,69	99.012	102.872	3,90
NETHERLANDS	110.708	15.324	-86,16	1.278.306	2.506.384	96,07
FRANCE	41.192	36.856	-10,53	2.226.290	3.730.341	67,56
GERMANY, FED. REP. OF	16.626	30.128	81,21	885.986	1.661.353	87,51
BELGIUM	1.115	27	-97,59	60.830	784	-98,71
SWITZERLAND	54	36	-32,99	3.057.571	11.307	-99,63
DENMARK	2.513	2.533	0,77	114.795	132.942	15,81
NORWAY	41.442	51.989	25,45	1.193.023	2.254.239	88,95
SWEDEN	7.499	14.188	89,21	239.166	641.766	168,33
IRELAND	22	-	-	10	-	-
ITALY	6.850	8.589	25,39	79.755	598.917	650,95
SPAIN	2.608	11.468	339,78	44.074	1.934.667	4.289,57
GREECE	0	38	24.900,00	1	300	59.900,00
HUNGARY	15.869	5.007	-68,45	993.204	290.306	-70,77
POLAND	629	283.662	45.018,20	54.417	14.429.645	26.416,62
BULGARIA	-	21	-	-	20.251	-
UKRAINE	-	6	-	-	1.585	-
SLOVAKIA	1	-	-	6	-	-
SLOVENIA	2	-	-	68	-	-
CZECH REPUBLIC	21.575	81.119	275,98	676.843	3.087.585	356,17
RUSSIA FEDERATION	1.462	59.543	3.973,91	105.049	1.169.191	1.013,00
KAMERA CINEMATOGRAFI PROYEKTOR DAN PERLENGKAPANNYA	**51.717**	**95.160**	**84,00**	**10.886.752**	**14.110.342**	**29,61**
JAPAN	7.794	13.058	67,55	2.131.104	3.351.591	57,27
HONG KONG	13.001	14.706	13,12	3.551.002	3.505.537	-1,28
KOREA, REPUBLIC OF	-	0	-	-	17	-
TAIWAN	-	4	-	-	1.301	-
CHINA	11.949	18.411	54,08	3.683.712	5.589.624	51,74
SINGAPORE	2.287	7.111	210,93	332.126	83.435	-74,88
PHILIPPINES	13.322	3.215	-75,87	387.654	411.262	6,09
MALAYSIA	142	21.864	15.301,86	36.417	38.471	5,64
MYANMAR	-	717	-	-	1.091	-
CAMBODIA	-	2.590	-	-	3.000	-
BRUNEI DARUSSALAM	-	770	-	-	3.095	-
VIET NAM	30	3	-89,22	1.236	244	-80,24
INDIA	-	3.400	-	-	37.240	-
UNITED ARAB EMIRATES	39	-	-	30.875	-	-
AUSTRALIA	5	405	8.006,00	8	25.049	313.018,58
EAST TIMOR	661	6.482	881,31	23.940	15.699	-34,42
UNITED STATES	1.587	716	-54,84	306.094	516.896	68,87
NETHERLANDS	13	-	-	10.440	-	-
FRANCE	61	-	-	9.212	-	-
GERMANY, FED. REP. OF	194	394	103,05	194.913	409.615	110,15
IRELAND	408	293	-28,19	112.753	81.383	-27,82
SPAIN	92	945	922,36	46.909	5.024	-89,29
GREECE	-	15	-	-	400	-
HUNGARY	132	-	-	28.340	-	-
BULGARIA	0	-	-	16	-	-
LATVIA	-	60	-	-	30.366	-
PERALATAN ELEKTROMEDIKAL DAN ELEKTROTERAPI	**82.387**	**54.349**	**-34,03**	**5.764.436**	**5.557.318**	**-3,59**
JAPAN	12.628	814	-93,55	436.093	20.816	-95,23
HONG KONG	4	15	284,62	3.600	3.550	-1,39
TAIWAN	-	0	-	-	213	-
CHINA	4.135	5	-99,87	113.941	4.113	-96,39
PAPUA NEW GUINEA	-	432	-	-	149.897	-

https://www.bps.go.id

TABEL 6. PERKEMBANGAN EKSPOR INDONESIA MENURUT KOMODITI DAN NEGARA TUJUAN
JANUARI - MARET 2021 DAN 2022

KOMODITI / NEGARA TUJUAN	BERAT BERSIH (KG)		PERUB	NILAI FOB (US $)		PERUB
	JAN-MAR 2021	JAN-MAR 2022	%	JAN-MAR 2021	JAN-MAR 2022	%
(1)	(2)	(3)	(4)	(5)	(6)	(7)
SINGAPORE	16.623	21.035	26,54	1.556.382	1.220.191	-21,60
PHILIPPINES	11.840	213	-98,20	293.774	47.633	-83,79
MALAYSIA	-	10.573	-	-	30.891	-
INDIA	30	21	-30,87	21.245	3.509	-83,48
AUSTRALIA	-	3.937	-	-	539.456	-
EAST TIMOR	342	263	-23,04	3.442	1.601	-53,49
UNITED STATES	1.078	4.256	294,78	697.690	981.138	40,63
UNITED KINGDOM	1	-	-	525	-	-
NETHERLANDS	-	0	-	-	92	-
FRANCE	3	-	-	166	-	-
GERMANY, FED. REP. OF	34.352	9.481	-72,40	2.602.156	2.526.393	-2,91
ITALY	1.351	3.304	144,59	35.421	27.825	-21,44
KOMPUTER DAN PERLENGKAPAN KOMPUTER	**1.024.150**	**1.057.396**	**3,25**	**48.252.827**	**59.167.872**	**22,62**
JAPAN	4.138	171	-95,87	592.769	51.441	-91,32
HONG KONG	4.970	4.810	-3,22	234.071	332.752	42,16
KOREA, REPUBLIC OF	68	726	964,52	610	127.775	20.846,77
TAIWAN	83	119	43,63	3.319	6.739	103,01
CHINA	561	138.287	24.537,32	105.207	17.013.802	16.071,68
PAPUA NEW GUINEA	30	-	-	2.220	-	-
THAILAND	14.146	10.234	-27,65	2.623.258	1.813.594	-30,86
SINGAPORE	870.036	845.287	-2,84	42.064.315	37.984.022	-9,70
PHILIPPINES	1.545	88	-94,32	76.659	5.641	-92,64
MALAYSIA	416	6.955	1.573,12	15.553	121.321	680,03
MYANMAR	69	-	-	12.010	-	-
CAMBODIA	200	-	-	22.876	-	-
BRUNEI DARUSSALAM	8	-	-	1.853	-	-
VIET NAM	2.562	2.220	-13,35	234.200	221.689	-5,34
INDIA	761	173	-77,27	68.873	4.864	-92,94
PAKISTAN	1	-	-	339	-	-
SAUDI ARABIA	21	-	-	142	-	-
UNITED ARAB EMIRATES	4	308	8.500,56	715	51.836	7.149,83
GUINEA	-	3	-	-	250	-
SOUTH AFRICA	3	7	192,80	25	874	3.331,26
AUSTRALIA	240	323	34,22	6.854	22.524	228,62
EAST TIMOR	13.858	31.504	127,34	91.412	381.138	316,95
UNITED STATES	106.813	14.957	-86,00	1.335.840	566.427	-57,60
CANADA	125	40	-68,00	2.200	10.185	362,96
BRAZIL	24	-	-	2.636	-	-
UNITED KINGDOM	6	-	-	900	-	-
NETHERLANDS	1.536	381	-75,20	419.375	101.978	-75,68
FRANCE	1.428	-	-	169.533	-	-
FINLAND	-	2	-	-	21.689	-
IRELAND	500	763	52,60	165.061	219.659	33,08
GREECE	-	30	-	-	770	-
UKRAINE	-	6	-	-	106.902	-
MEDIA MAGNETIK DAN OPTIK	**25.494**	**37.938**	**48,81**	**1.388.351**	**483.862**	**-65,15**
JAPAN	14.788	18.130	22,60	107.592	131.571	22,29
HONG KONG	52	0	-99,81	1.272	3	-99,76
KOREA, REPUBLIC OF	16	-	-	510	-	-
TAIWAN	152	165	8,74	206	4.931	2.293,79
CHINA	239	95	-60,18	6.681	5.278	-21,00
THAILAND	538	273	-49,30	91.852	27.829	-69,70
SINGAPORE	4.157	1.045	-74,85	835.165	90.967	-89,11
PHILIPPINES	-	723	-	-	53.410	-
MALAYSIA	37	30	-19,16	1.414	4.228	199,00
VIET NAM	12	23	92,44	310	1.373	343,24
AUSTRALIA	1	-	-	1	-	-
EAST TIMOR	538	1.070	98,79	7.197	7.423	3,15
UNITED STATES	13	15.249	113.275,87	408	129.608	31.653,95
UNITED KINGDOM	3.730	1.112	-70,18	304.905	26.892	-91,18
NETHERLANDS	-	3	-	-	14	-
FRANCE	31	-	-	854	-	-
GERMANY, FED. REP. OF	1	3	179,64	3.092	222	-92,83
ITALY	1.188	-	-	26.892	-	-
GREECE	-	15	-	-	111	-
PERALATAN IRADIASI/SINAR X, PERLENGKAPAN DAN SEJENISNYA	**23.887**	**11.150**	**-53,32**	**1.580.216**	**2.375.129**	**50,30**
JAPAN	1.278	23	-98,22	256.795	2.285	-99,11
KOREA, REPUBLIC OF	242	172	-29,00	500	400	-20,00
CHINA	14	72	406,29	8.267	45.871	454,87
SINGAPORE	3.196	3.136	-1,87	522.051	594.506	13,88
MALAYSIA	5.000	3.500	-30,00	80.000	20.000	-75,00
INDIA	10.430	-	-	45.000	-	-
KUWAIT	-	80	-	-	16.810	-
SOUTH AFRICA	-	63	-	-	200	-
AUSTRALIA	-	30	-	-	229	-
EAST TIMOR	7	3	-53,85	129	197	52,65
UNITED STATES	1.759	1.502	-14,64	12.934	658.337	4.989,86
UNITED KINGDOM	238	-	-	71.872	-	-
FRANCE	456	-	-	4.939	-	-
GERMANY, FED. REP. OF	1.266	2.570	103,01	577.728	1.036.294	79,37

https://www.bps.go.id

TABEL 6. PERKEMBANGAN EKSPOR INDONESIA MENURUT KOMODITI DAN NEGARA TUJUAN
JANUARI - MARET 2021 DAN 2022

KOMODITI / NEGARA TUJUAN	BERAT BERSIH (KG)		PERUB	NILAI FOB (US $)		PERUB
	JAN-MAR 2021	JAN-MAR 2022	%	JAN-MAR 2021	JAN-MAR 2022	%
(1)	(2)	(3)	(4)	(5)	(6)	(7)
TEROPONG DAN INSTRUMEN OPTIK BUKAN KACA MATA	**21.955**	**4.300**	**-80,42**	**430.935**	**849.692**	**97,17**
JAPAN	106	106	0,20	12.170	31.732	160,75
HONG KONG	20	2	-89,10	268	60	-77,79
KOREA, REPUBLIC OF	134	38	-71,51	10.972	1.484	-86,48
TAIWAN	-	807	-	-	28.181	-
CHINA	1.739	180	-89,62	102.636	3.894	-96,21
SINGAPORE	1.097	536	-51,14	102.539	91.952	-10,33
PHILIPPINES	1	19	1.823,20	413	919	122,47
MALAYSIA	32	5	-84,35	4.367	39	-99,11
MYANMAR	2	-	-	1.200	-	-
VIET NAM	-	4	-	-	4.885	-
INDIA	-	214	-	-	15.394	-
PAKISTAN	-	0	-	-	904	-
TURKEY	1.821	0	-100,00	20.266	4.895	-75,85
EGYPT	8	277	3.539,68	20.000	22.627	13,14
ALGERIA	1.432	0	-100,00	2.439	473	-80,60
SOUTH AFRICA	-	0	-	-	2.697	-
AUSTRALIA	20	-	-	13.217	-	-
EAST TIMOR	-	98	-	-	209	-
UNITED STATES	708	282	-60,21	110.329	83.766	-24,08
MEXICO	10.360	621	-94,00	883	110.570	12.417,51
ARGENTINA	-	0	-	-	65.001	-
BRAZIL	4.169	185	-95,55	5.950	21.104	254,71
ECUADOR	-	37	-	-	2.339	-
FRANCE	11	-	-	3.275	-	-
GERMANY, FED. REP. OF	-	343	-	-	275.523	-
AUSTRIA	112	-	-	60	-	-
NORWAY	-	1	-	-	280	-
IRELAND	185	30	-84,08	19.951	12.145	-39,13
POLAND	-	439	-	-	44.553	-
RUSSIA FEDERATION	-	75	-	-	24.068	-
PERALATAN FOTOGRAFI	**106.783**	**47.239**	**-55,76**	**25.826.353**	**13.193.875**	**-48,91**
JAPAN	46.878	29.000	-38,14	9.700.728	7.414.591	-23,57
HONG KONG	22.674	10.895	-51,95	7.681.424	3.472.695	-54,79
KOREA, REPUBLIC OF	2.257	289	-87,20	784.168	116.375	-85,16
TAIWAN	-	75	-	-	1.042	-
CHINA	5.314	739	-86,09	1.474.705	230.647	-84,36
THAILAND	823	83	-89,92	106.517	27.891	-73,82
SINGAPORE	9.339	671	-92,81	1.792.797	275.427	-84,64
PHILIPPINES	1.940	1.411	-27,27	346.572	351.420	1,40
MALAYSIA	544	39	-92,84	133.713	9.146	-93,16
MYANMAR	10	-	-	5.928	-	-
BRUNEI DARUSSALAM	-	15	-	-	25	-
VIET NAM	454	38	-91,63	150.195	16.077	-89,30
UNITED ARAB EMIRATES	266	-	-	78.874	-	-
NIGERIA	13	-	-	92	-	-
AUSTRALIA	928	121	-86,96	279.741	47.638	-82,97
NEW ZEALAND	188	-	-	67.945	-	-
EAST TIMOR	36	222	516,67	462	3.840	731,26
UNITED STATES	11.031	644	-94,16	1.986.682	253.975	-87,22
CANADA	429	17	-96,04	140.950	7.718	-94,52
NETHERLANDS	647	132	-79,57	161.624	115.033	-28,83
FRANCE	21	-	-	5.561	-	-
GERMANY, FED. REP. OF	2.990	2.751	-7,99	927.676	732.661	-21,02
SWITZERLAND	-	96	-	-	117.675	-
TABUNG ELEKTRON DAN KONEKTOR ELEKTRONIK	**536**	**160**	**-70,09**	**42.632**	**12.427**	**-70,85**
JAPAN	-	1	-	-	280	-
SINGAPORE	240	101	-57,99	31.408	5.806	-81,52
NIGERIA	286	38	-86,71	3.632	348	-90,41
UNITED STATES	9	20	112,90	7.593	5.993	-21,07
PERALATAN LISTRIK	**130.070.771**	**127.149.729**	**-2,25**	**1.519.385.709**	**1.945.241.313**	**28,03**
JAPAN	20.755.171	19.712.802	-5,02	334.309.520	340.563.349	1,87
HONG KONG	1.344.784	1.504.098	11,85	30.056.225	51.161.968	70,22
KOREA, REPUBLIC OF	6.361.436	2.963.336	-53,42	46.474.593	31.369.390	-32,50
TAIWAN	1.957.394	2.224.104	13,63	14.599.917	20.259.718	38,77
CHINA	2.134.303	2.177.089	2,00	55.288.022	65.472.028	18,42
MONGOLIA	1	134	12.060,82	16	3.105	19.550,44
MACAU	-	112.199	-	-	889.705	-
PAPUA NEW GUINEA	859.033	1.069.873	24,54	2.485.217	3.339.994	34,39
THAILAND	6.795.106	6.602.827	-2,83	72.380.520	71.752.167	-0,87
SINGAPORE	8.111.958	11.682.941	44,02	228.512.442	395.391.218	73,03
PHILIPPINES	7.142.031	4.936.818	-30,88	36.890.521	32.461.346	-12,01
MALAYSIA	5.261.534	4.940.775	-6,10	36.794.742	39.513.000	7,39
MYANMAR	172.421	300.706	74,40	861.009	1.908.405	121,65
CAMBODIA	573.302	470.977	-17,85	3.200.960	3.892.375	21,60
BRUNEI DARUSSALAM	71.679	179.431	150,33	383.977	1.766.929	360,17
LAO PEOPLE'S DEM. REP.	65.458	78.140	19,37	432.467	5.674.805	1.212,19
NEPAL	44.457	-	-	139.166	-	-
BHUTAN	-	82.561	-	-	396.637	-
VIET NAM	5.926.248	5.581.900	-5,81	45.422.010	47.291.778	4,12
MALDIVES	7.990	2.739	-65,72	92.170	35.403	-61,59
INDIA	4.769.501	4.199.329	-11,95	34.521.032	31.922.020	-7,53

https://www.bps.go.id

TABEL 6. PERKEMBANGAN EKSPOR INDONESIA MENURUT KOMODITI DAN NEGARA TUJUAN
JANUARI - MARET 2021 DAN 2022

KOMODITI / NEGARA TUJUAN	BERAT BERSIH (KG)		PERUB	NILAI FOB (US $)		PERUB
	JAN-MAR 2021	JAN-MAR 2022	%	JAN-MAR 2021	JAN-MAR 2022	%
(1)	(2)	(3)	(4)	(5)	(6)	(7)
PAKISTAN	226.799	195.053	-14,00	2.120.795	2.836.249	33,74
BANGLADESH	294.121	756.232	157,12	1.360.222	5.091.381	274,31
SRI LANKA	139.798	93.636	-33,02	599.012	391.688	-34,61
IRAQ	164.760	232.231	40,95	899.975	1.034.863	14,99
IRAN (ISLAMIC REPUBLIC OF)	184.731	124.025	-32,86	585.283	409.890	-29,97
SAUDI ARABIA	1.441.619	1.830.756	26,99	5.829.241	7.115.449	22,06
ISRAEL	227.825	333.069	46,19	793.436	1.472.164	85,54
KUWAIT	205.006	32.576	-84,11	539.733	298.673	-44,66
JORDAN	95.633	92.519	-3,26	482.660	672.270	39,28
LEBANON	60.406	49.406	-18,21	162.829	176.516	8,41
YEMEN	475.214	60.447	-87,28	1.404.105	237.169	-83,11
OMAN	156.891	170.269	8,53	508.085	775.306	52,59
TURKEY	232.615	154.210	-33,71	1.817.525	2.075.509	14,19
UNITED ARAB EMIRATES	2.788.761	3.540.583	26,96	13.784.244	21.585.908	56,60
QATAR	206.920	315.501	52,47	854.837	1.686.526	97,29
BAHRAIN	104.552	88.943	-14,93	345.238	413.347	19,73
CYPRUS	18.249	30.530	67,30	72.543	229.297	216,08
EGYPT	1.161.740	917.403	-21,03	4.817.305	8.013.383	66,35
LIBYAN ARAB JAMAHIRIYA	140.833	16.626	-88,19	507.467	104.756	-79,36
MOROCCO	221.375	193.034	-12,80	978.871	1.240.850	26,76
TUNISIA	78.628	17.331	-77,96	255.528	98.480	-61,46
ALGERIA	226.783	184.535	-18,63	1.347.699	1.083.366	-19,61
SUDAN	2.597.602	2.077.056	-20,04	5.510.691	5.199.588	-5,65
ETHIOPIA	267.130	412.027	54,24	866.267	2.097.803	142,17
TANZANIA, UNITED REP. OF	211.450	280.631	32,72	465.413	756.330	62,51
MADAGASCAR	-	16.685	-	-	40.717	-
SOMALIA	222.455	130.482	-41,34	705.051	582.889	-17,33
KENYA	330.159	444.873	34,75	1.060.810	2.243.705	111,51
REUNION	1.080	-	-	1.809	-	-
MOZAMBIQUE	70.535	18.474	-73,81	159.872	62.925	-60,64
EQUATORIAL GUINEA	23.940	22.943	-4,16	44.205	79.938	80,84
TOGO	8	29	262,50	110	129	16,67
GHANA	98.537	73.058	-25,86	346.477	469.117	35,40
LIBERIA	220	11.149	4.967,73	2.750	160.285	5.728,53
GUINEA	16.221	-	-	34.007	-	-
ANGOLA	-	15	-	-	123	-
CONGO	20.034	-	-	53.499	-	-
CAMEROON	-	8.557	-	-	46.492	-
NIGERIA	953.468	397.593	-58,30	3.309.305	1.784.685	-46,07
GABON	-	72	-	-	3.866	-
COTE D'IVOIRE	4.050	2	-99,95	13.565	14	-99,90
SENEGAL	337.911	441.208	30,57	1.431.955	2.287.688	59,76
MAURITANIA	2.700	3.211	18,94	106.691	499.608	368,28
BENIN	185.226	33.273	-82,04	780.012	177.581	-77,23
BURKINA FASO	221.674	52.250	-76,43	1.001.299	251.776	-74,86
GAMBIA	9.666	28.397	193,78	32.696	29.470	-9,87
SEYCHELLES	-	19.974	-	-	43.435	-
CENTRAL AFRICAN REPUBLIC	-	25	-	-	1.475	-
NIGER	14.125	-	-	341.275	-	-
DJIBOUTI	248.447	41.647	-83,24	604.517	108.921	-81,98
SOUTH AFRICA	197.399	105.938	-46,33	2.210.311	1.237.243	-44,02
ZAMBIA	-	4.287	-	-	26.370	-
BURUNDI	46.826	22.970	-50,95	147.298	78.223	-46,89
MAURITIUS	21.647	10.325	-52,30	97.302	51.710	-46,86
DEMOCRATIC REP. OF THE CONGO	27.351	-	-	89.866	-	-
AUSTRALIA	1.887.275	1.697.055	-10,08	10.368.571	13.185.093	27,16
NEW ZEALAND	477.488	782.525	63,88	2.744.030	5.550.399	102,27
GUAM	1	-	-	124	-	-
NEW CALEDONIA	351	10	-97,15	6.323	7	-99,89
NORTHERN MARIANA ISLANDS	1.172	-	-	13.553	-	-
VANUATU	15.178	25.710	69,39	39.815	67.764	70,20
WALLIS AND FUTUNA ISLANDS	-	145	-	-	72	-
FIJI	34.980	136.820	291,14	102.876	439.839	327,54
KIRIBATI	777	312	-59,86	27.386	3.611	-86,82
SAMOA	11.116	5.865	-47,24	27.459	14.394	-47,58
SOLOMON ISLANDS	93.843	41.833	-55,42	394.280	179.124	-54,57
TONGA	24.325	-	-	58.145	-	-
EAST TIMOR	482.622	719.897	49,16	1.261.107	1.969.358	56,16
UNITED STATES	17.909.202	21.036.630	17,46	235.753.413	407.372.269	72,80
CANADA	510.606	630.956	23,57	6.562.410	13.424.695	104,57
MEXICO	1.177.097	1.369.115	16,31	20.375.880	26.919.579	32,11
GUATEMALA	227.994	147.634	-35,25	795.047	781.694	-1,68
HONDURAS	47.544	20.913	-56,01	161.586	97.332	-39,76
NICARAGUA	49.642	35.356	-28,78	178.173	202.872	13,86
PANAMA	116.351	114.739	-1,39	549.463	1.211.315	120,45
SURINAME	60.141	69.550	15,65	147.945	159.798	8,01
CHILE	780.624	997.768	27,82	3.834.626	4.698.145	22,52
VENEZUELA	31.643	-	-	88.632	-	-
ARGENTINA	340.333	264.248	-22,36	3.211.697	4.327.522	34,74
BRAZIL	2.165.990	1.440.603	-33,49	38.377.484	24.992.933	-34,88
COLOMBIA	445.440	490.705	10,16	1.497.000	1.731.635	15,67
BOLIVIA	145	1	-99,59	5.469	18	-99,67
URUGUAY	20.987	8.402	-59,97	206.084	134.079	-34,94
PARAGUAY	165.823	63.657	-61,61	507.274	331.153	-34,72
ECUADOR	37.647	34.939	-7,19	174.559	370.314	112,14

https://www.bps.go.id

TABEL 6. PERKEMBANGAN EKSPOR INDONESIA MENURUT KOMODITI DAN NEGARA TUJUAN
JANUARI - MARET 2021 DAN 2022

KOMODITI / NEGARA TUJUAN	BERAT BERSIH (KG)		PERUB	NILAI FOB (US $)		PERUB
	JAN-MAR 2021	JAN-MAR 2022	%	JAN-MAR 2021	JAN-MAR 2022	%
(1)	(2)	(3)	(4)	(5)	(6)	(7)
PERU	656.092	517.097	-21,19	3.293.926	2.805.086	-14,84
GUYANA	4.556	11.940	162,07	14.281	46.856	228,10
TRINIDAD AND TOBAGO	8.990	-	-	35.480	-	-
JAMAICA	9.207	190	-97,94	31.044	4.355	-85,97
DOMINICAN REPUBLIC	87.921	1.366	-98,45	307.918	8.420	-97,27
EL SALVADOR	61.366	47.000	-23,41	208.899	227.663	8,98
COSTA RICA	48.055	15.967	-66,77	279.276	223.736	-19,89
HAITI	26.025	38.551	48,13	121.395	225.622	85,86
ARUBA	-	202	-	-	2.344	-
CAYMAN ISLANDS	10	-	-	81	-	-
FRENCH POLYNESIA	4.586	782	-82,95	19.322	4.291	-77,79
MARTINIQUE	211	1	-99,72	2.862	20	-99,29
NETHERLANDS ANTILLES	392	-	-	2.803	-	-
GUADELOUPE	8	10	25,00	26	571	2.083,66
UNITED KINGDOM	3.744.261	2.514.991	-32,83	17.916.211	12.945.034	-27,75
NETHERLANDS	1.301.787	1.489.928	14,45	30.702.112	33.014.389	7,53
FRANCE	2.425.828	2.488.198	2,57	47.193.257	63.534.105	34,63
GERMANY, FED. REP. OF	370.254	463.762	25,26	6.412.298	8.754.593	36,53
AUSTRIA	653	692	6,02	17.139	19.920	16,23
BELGIUM	206.530	350.961	69,93	1.560.584	3.910.511	150,58
SWITZERLAND	42.483	39.216	-7,69	729.142	618.806	-15,13
LUXEMBOURG	-	0	-	-	17	-
DENMARK	1.955	1.554	-20,51	79.626	36.773	-53,82
NORWAY	2.833	195	-93,13	31.271	9.552	-69,45
SWEDEN	204.759	54.033	-73,61	1.794.934	251.907	-85,97
FINLAND	43.079	42.060	-2,37	207.888	256.395	23,33
IRELAND	2.459	8.478	244,75	270.366	798.923	195,50
ITALY	1.425.618	1.173.571	-17,68	7.284.324	8.478.966	16,40
SPAIN	477.240	833.611	74,67	5.018.820	7.819.108	55,80
PORTUGAL	63.818	32.416	-49,21	329.471	222.314	-32,52
GREECE	665.516	394.535	-40,72	1.465.278	1.311.302	-10,51
HUNGARY	454.485	451.451	-0,67	9.198.123	12.844.733	39,65
POLAND	1.347.325	1.658.878	23,12	32.148.680	35.819.242	11,42
ROMANIA	288.241	329.587	14,34	2.648.454	3.359.597	26,85
BULGARIA	26.064	4.290	-83,54	109.614	49.860	-54,51
ALBANIA	4.596	-	-	20.037	-	-
AZERBAIJAN	20	-	-	1.845	-	-
KAZAKHSTAN	88.000	39.600	-55,00	434.235	244.852	-43,61
KYRGYZSTAN	-	2	-	-	12	-
UKRAINE	17.614	4.400	-75,02	59.937	15.552	-74,05
UZBEKISTAN	213.010	31.243	-85,33	760.211	163.204	-78,53
LITHUANIA	950	49.379	5.095,65	136.175	305.619	124,43
LATVIA	1.776	873	-50,84	123.363	80.984	-34,35
GEORGIA	122.478	87.239	-28,77	438.827	451.882	2,98
CROATIA	9.118	5	-99,95	38.420	410	-98,93
SLOVAKIA	232.756	175.113	-24,77	3.877.053	3.804.623	-1,87
SLOVENIA	529	-	-	37.002	-	-
CZECH REPUBLIC	304.266	332.662	9,33	4.552.597	5.555.856	22,04
REP. OF MACEDONIA	7	-	-	534	-	-
RUSSIA FEDERATION	615.233	418.367	-32,00	9.653.919	8.376.985	-13,23
SERBIA	-	1.102	-	-	40.822	-
MONTENEGRO	4.548	-	-	18.026	-	-
PERALATAN RUMAH TANGGA	**327.933**	**323.107**	**-1,47**	**1.872.025**	**2.113.674**	**12,91**
JAPAN	-	45	-	-	502	-
HONG KONG	12.928	7.533	-41,73	133.873	79.433	-40,67
CHINA	-	33	-	-	55	-
MACAU	2.250	2.250	0,00	16.425	18.377	11,88
THAILAND	10.316	10.140	-1,71	68.531	68.146	-0,56
SINGAPORE	76.808	30.395	-60,43	402.881	247.226	-38,64
PHILIPPINES	55.582	47.378	-14,76	297.245	260.349	-12,41
MALAYSIA	31.737	102.495	222,95	200.901	716.551	256,67
MYANMAR	6.490	151	-97,67	35.586	3.795	-89,34
CAMBODIA	563	3.206	469,41	5.554	51.526	827,73
NEPAL	1.238	-	-	12.179	-	-
VIET NAM	5.799	7.187	23,94	39.876	60.032	50,55
MALDIVES	1.103	-	-	1.915	-	-
INDIA	643	2.089	225,14	9.988	27.039	170,71
BANGLADESH	-	233	-	-	1.466	-
SRI LANKA	9.917	14.551	46,72	45.195	67.091	48,45
SAUDI ARABIA	51	-	-	800	-	-
KUWAIT	2.602	2.914	11,99	11.969	14.963	25,01
OMAN	31.911	27.572	-13,60	163.379	146.316	-10,44
UNITED ARAB EMIRATES	18.890	8.887	-52,96	103.074	52.006	-49,54
BAHRAIN	8.188	-	-	40.207	-	-
CAMEROON	13.966	-	-	40.056	-	-
NIGERIA	15.238	18.812	23,45	54.039	64.384	19,14
SENEGAL	-	10	-	-	70	-
MAURITIUS	-	163	-	-	3.325	-
NEW ZEALAND	365	-	-	5.253	-	-
FIJI	462	-	-	1.960	-	-
KIRIBATI	-	2.424	-	-	9.304	-
EAST TIMOR	7.310	19.592	168,01	17.650	34.500	95,47
UNITED STATES	3	1.602	55.141,38	6	17.003	275.153,75
CANADA	-	156	-	-	1.938	-

https://www.bps.go.id

TABEL 6. PERKEMBANGAN EKSPOR INDONESIA MENURUT KOMODITI DAN NEGARA TUJUAN
JANUARI - MARET 2021 DAN 2022

KOMODITI / NEGARA TUJUAN	BERAT BERSIH (KG)		PERUB	NILAI FOB (US $)		PERUB
	JAN-MAR 2021	JAN-MAR 2022	%	JAN-MAR 2021	JAN-MAR 2022	%
(1)	(2)	(3)	(4)	(5)	(6)	(7)
FRENCH POLYNESIA	-	166	-	-	1.856	-
GERMANY, FED. REP. OF	3.699	1.065	-71,21	50.704	12.991	-74,38
BELGIUM	9.874	12.050	22,04	112.781	153.034	35,69
SWEDEN	-	12	-	-	398	-
KABEL SERAT OPTIK	**49.523**	**56.360**	**13,81**	**5.525.452**	**5.915.971**	**7,07**
KOREA, REPUBLIC OF	0	-	-	175	-	-
TAIWAN	-	1	-	-	11	-
CHINA	3.355	5.179	54,39	3.635.982	3.331.728	-8,37
THAILAND	-	11	-	-	300	-
SINGAPORE	-	11	-	-	1.086	-
PHILIPPINES	-	0	-	-	3	-
VIET NAM	-	0	-	-	632	-
INDIA	20.051	-	-	669.896	-	-
TURKEY	-	8.835	-	-	476.165	-
MOROCCO	-	16.158	-	-	793.703	-
SOUTH AFRICA	10.758	-	-	647.547	-	-
UNITED STATES	-	47	-	-	410	-
BRAZIL	15.359	17.208	12,04	571.852	810.719	41,77
GERMANY, FED. REP. OF	-	18	-	-	1.275	-
POLAND	-	8.892	-	-	499.939	-
MESIN UNTUK KEPERLUAN UMUM	**60.485.991**	**63.986.572**	**5,79**	**527.576.967**	**592.345.815**	**12,28**
JAPAN	4.817.066	5.626.625	16,81	60.955.963	60.683.293	-0,45
HONG KONG	185.574	341.537	84,04	3.168.809	3.726.472	17,60
KOREA, REPUBLIC OF	2.153.263	2.084.073	-3,21	14.048.709	14.190.688	1,01
TAIWAN	643.214	721.822	12,22	3.632.385	3.867.861	6,48
CHINA	3.138.353	2.138.714	-31,85	26.027.635	22.532.151	-13,43
MONGOLIA	-	182	-	-	18.026	-
PAPUA NEW GUINEA	34.300	28.620	-16,56	335.732	206.290	-38,56
THAILAND	10.264.150	12.106.306	17,95	56.861.388	70.133.007	23,34
SINGAPORE	4.885.203	10.355.033	111,97	57.812.826	89.220.110	54,33
PHILIPPINES	1.522.367	1.085.718	-28,68	13.022.715	9.092.573	-30,18
MALAYSIA	1.354.040	1.082.214	-20,08	14.921.748	12.142.751	-18,62
MYANMAR	182.150	1.080.733	493,32	1.161.425	7.634.488	557,34
CAMBODIA	24.858	127.126	411,42	159.844	3.350.878	1.996,35
BRUNEI DARUSSALAM	3.760	2.740	-27,12	66.355	56.283	-15,18
LAO PEOPLE'S DEM. REP.	2.096	182	-91,34	80.430	15.233	-81,06
NEPAL	1.514	-	-	16.735	-	-
BHUTAN	-	8	-	-	221	-
VIET NAM	3.087.409	2.301.674	-25,45	23.264.157	19.736.736	-15,16
MALDIVES	22.061	9.285	-57,91	95.773	45.952	-52,02
INDIA	1.140.417	992.883	-12,94	12.282.344	10.277.782	-16,32
PAKISTAN	213.143	412.160	93,37	3.288.348	5.332.725	62,17
BANGLADESH	376.752	113.750	-69,81	1.040.025	3.026.771	191,03
SRI LANKA	107.000	147.616	37,96	594.130	779.263	31,16
IRAQ	234.007	5.733	-97,55	872.086	55.663	-93,62
SAUDI ARABIA	283.095	214.608	-24,19	2.157.748	1.949.274	-9,66
ISRAEL	455	2.902	537,87	4.553	27.109	495,40
KUWAIT	14.443	434.124	2.905,72	74.743	6.349.925	8.395,62
JORDAN	-	1.869	-	-	12.400	-
LEBANON	-	185.305	-	-	151.820	-
YEMEN	77.311	28.154	-63,58	287.669	185.747	-35,43
OMAN	4.337	10.032	131,29	26.744	82.551	208,67
TURKEY	361.440	450.399	24,61	5.788.055	9.100.021	57,22
UNITED ARAB EMIRATES	2.979.887	619.649	-79,21	6.364.528	4.079.422	-35,90
QATAR	46.613	38.620	-17,15	245.905	558.498	127,12
BAHRAIN	93.861	9.001	-90,41	532.181	239.272	-55,04
EGYPT	66.044	111.411	68,69	598.169	144.649	-75,82
MOROCCO	3.793	616	-83,76	12.703	2.587	-79,63
TUNISIA	402	97	-75,87	4.098	835	-79,62
ALGERIA	24.748	45.059	82,07	183.552	347.252	89,18
SUDAN	348.517	672	-99,81	1.589.988	21.475	-98,65
ETHIOPIA	-	293	-	-	29.334	-
TANZANIA, UNITED REP. OF	-	23.024	-	-	148.775	-
KENYA	29.765	13.699	-53,98	147.338	101.596	-31,05
MOZAMBIQUE	-	8	-	-	3.863	-
BOTSWANA	-	100.215	-	-	897.249	-
TOGO	3	-	-	36	-	-
GHANA	16.460	34.517	109,70	105.541	274.177	159,78
LIBERIA	-	31.674	-	-	128.925	-
GUINEA	183	167	-8,74	466	22.280	4.685,19
ANGOLA	-	2	-	-	68	-
CAMEROON	140	-	-	4.700	-	-
NIGERIA	103.614	111.610	7,72	821.399	610.213	-25,71
SIERRA LEONE	44	1.312	2.916,09	238	34.295	14.303,61
GABON	7	10.667	143.081,21	161	52.522	32.584,51
COTE D'IVOIRE	-	1.348	-	-	32.260	-
SENEGAL	1	3.063	306.200,00	19	6.922	36.010,38
MAURITANIA	-	933.551	-	-	13.912.975	-
MALI	124	515	315,32	11.926	26.407	121,42
BENIN	-	41	-	-	98	-
BURKINA FASO	7.480	3.260	-56,42	118.542	50.931	-57,04
UGANDA	310	17.500	5.545,17	2.167	77.661	3.484,48
CENTRAL AFRICAN REPUBLIC	-	175	-	-	750	-

https://www.bps.go.id

TABEL 6. PERKEMBANGAN EKSPOR INDONESIA MENURUT KOMODITI DAN NEGARA TUJUAN
JANUARI - MARET 2021 DAN 2022

KOMODITI / NEGARA TUJUAN	BERAT BERSIH (KG)		PERUB	NILAI FOB (US $)		PERUB
	JAN-MAR 2021	JAN-MAR 2022	%	JAN-MAR 2021	JAN-MAR 2022	%
(1)	(2)	(3)	(4)	(5)	(6)	(7)
NIGER	6.783	-	-	155.798	-	-
SOUTH AFRICA	216.879	195.440	-9,89	2.327.612	1.797.840	-22,76
MAURITIUS	11.186	13.427	20,04	77.537	88.777	14,50
AUSTRALIA	1.242.398	1.019.438	-17,95	25.144.064	12.690.977	-49,53
NEW ZEALAND	39.778	24.842	-37,55	369.739	194.497	-47,40
NEW CALEDONIA	0	-	-	93	-	-
FIJI	2.575	-	-	22.975	-	-
SOLOMON ISLANDS	588	478	-18,70	8.113	10.388	28,05
EAST TIMOR	275.896	293.735	6,47	561.085	1.571.119	180,01
UNITED STATES	14.280.385	11.440.351	-19,89	110.738.214	104.502.126	-5,63
CANADA	107.921	1.184.139	997,23	13.955.827	27.652.135	98,14
MEXICO	576.898	658.834	14,20	7.384.090	7.414.420	0,41
GUATEMALA	25.499	128.536	404,09	203.958	367.146	80,01
HONDURAS	13.891	1.765	-87,29	72.314	24.451	-66,19
NICARAGUA	1.472	-	-	7.857	-	-
PANAMA	15.721	63.312	302,74	140.450	487.315	246,97
CHILE	154.753	206.418	33,39	1.587.334	2.317.782	46,02
ARGENTINA	87.168	83.592	-4,10	2.624.006	2.242.159	-14,55
BRAZIL	472.591	361.101	-23,59	5.235.403	4.630.863	-11,55
COLOMBIA	25.751	95.848	272,22	201.161	714.841	255,36
URUGUAY	1.828	-	-	10.822	-	-
PARAGUAY	32.433	32.164	-0,83	247.739	208.638	-15,78
ECUADOR	412.627	425.711	3,17	1.880.523	2.056.324	9,35
PERU	124.467	108.700	-12,67	744.173	718.028	-3,51
TRINIDAD AND TOBAGO	20.114	51.615	156,61	92.282	242.230	162,49
DOMINICAN REPUBLIC	36.737	87.512	138,21	217.584	552.965	154,14
EL SALVADOR	-	5.928	-	-	73.089	-
HAITI	4.244	-	-	31.260	-	-
UNITED KINGDOM	108.286	126.367	16,70	2.951.963	6.588.901	123,20
NETHERLANDS	443.445	431.949	-2,59	8.851.196	8.844.810	-0,07
FRANCE	337.717	353.390	4,64	3.109.192	3.071.539	-1,21
GERMANY, FED. REP. OF	833.347	938.194	12,58	12.256.558	13.869.443	13,16
AUSTRIA	19.742	28.719	45,48	156.687	226.125	44,32
BELGIUM	402.358	356.048	-11,51	2.816.078	3.532.378	25,44
SWITZERLAND	40.638	53.046	30,53	249.116	483.231	93,98
LUXEMBOURG	-	11	-	-	757	-
DENMARK	947	154	-83,73	45.995	9.165	-80,07
NORWAY	24	7.934	32.819,25	3.036	189.958	6.157,85
SWEDEN	65.079	90.200	38,60	565.793	1.305.311	130,70
FINLAND	12.849	14.208	10,58	136.202	105.497	-22,54
IRELAND	5.858	8.522	45,47	46.536	61.983	33,19
ITALY	291.950	336.659	15,31	3.768.180	3.207.106	-14,89
SPAIN	52.153	54.446	4,40	237.444	311.120	31,03
PORTUGAL	4.194	3.616	-13,79	21.995	22.167	0,78
GREECE	37.704	64.989	72,36	146.935	305.602	107,99
HUNGARY	14.704	4.685	-68,14	143.371	202.795	41,45
POLAND	113.276	162.014	43,03	774.523	1.117.452	44,28
ROMANIA	120	204	69,51	3.549	1.311	-63,05
BULGARIA	780	-	-	2.000	-	-
ALBANIA	8.010	17.061	112,99	50.165	72.747	45,02
KAZAKHSTAN	6	3	-47,37	3	753	22.378,21
KYRGYZSTAN	10	-	-	25	-	-
UKRAINE	-	180	-	-	145	-
LITHUANIA	208	-	-	16.481	-	-
LATVIA	65.474	82.228	25,59	405.508	497.260	22,63
ESTONIA	383	-	-	300	-	-
SLOVENIA	935	181	-80,66	35.267	13.375	-62,08
CZECH REPUBLIC	19.491	53.872	176,39	472.243	935.994	98,20
RUSSIA FEDERATION	559.946	110.269	-80,31	3.475.886	1.004.434	-71,10
SERBIA	-	646	-	-	16.990	-
MESIN UNTUK KEPERLUAN KHUSUS	**55.768.674**	**76.654.568**	**37,45**	**305.130.054**	**369.358.917**	**21,05**
JAPAN	3.632.087	5.699.074	56,91	19.608.614	26.346.971	34,36
HONG KONG	110.002	54.355	-50,59	611.664	1.570.568	156,77
KOREA, REPUBLIC OF	3.157.074	3.438.685	8,92	5.859.858	6.530.702	11,45
TAIWAN	256.877	213.086	-17,05	1.893.590	1.276.257	-32,60
CHINA	672.494	6.985.263	938,71	6.804.507	5.853.129	-13,98
MONGOLIA	496	-	-	2.459	-	-
MACAU	-	45	-	-	175	-
PAPUA NEW GUINEA	515.757	396.193	-23,18	3.975.439	1.342.267	-66,24
THAILAND	5.021.548	6.497.903	29,40	33.444.215	36.008.115	7,67
SINGAPORE	5.422.538	6.673.506	23,07	40.333.892	39.329.117	-2,49
PHILIPPINES	1.721.941	1.936.777	12,48	16.899.734	20.010.094	18,40
MALAYSIA	2.391.464	3.830.521	60,17	9.372.112	18.528.140	97,69
MYANMAR	1.249.601	851.751	-31,84	5.390.009	5.892.200	9,32
CAMBODIA	990.784	686.757	-30,69	3.976.955	5.281.605	32,81
BRUNEI DARUSSALAM	13.451	1.653	-87,71	79.815	31.510	-60,52
LAO PEOPLE'S DEM. REP.	133.328	132.000	-1,00	535.132	566.998	5,95
NEPAL	-	390	-	-	3.471	-
VIET NAM	1.796.877	2.352.310	30,91	6.677.505	7.797.855	16,78
INDIA	342.439	827.483	141,64	2.590.083	6.912.011	166,86
PAKISTAN	375.236	66.014	-82,41	530.844	934.817	76,10
BANGLADESH	24.455	92.271	277,31	271.629	4.857.820	1.688,40
SRI LANKA	99.073	100.157	1,09	418.146	456.354	9,14
IRAN (ISLAMIC REPUBLIC OF)	-	12.000	-	-	17.029	-

https://www.bps.go.id

TABEL 6. PERKEMBANGAN EKSPOR INDONESIA MENURUT KOMODITI DAN NEGARA TUJUAN
JANUARI - MARET 2021 DAN 2022

KOMODITI / NEGARA TUJUAN	BERAT BERSIH (KG)		PERUB	NILAI FOB (US $)		PERUB
	JAN-MAR 2021	JAN-MAR 2022	%	JAN-MAR 2021	JAN-MAR 2022	%
(1)	(2)	(3)	(4)	(5)	(6)	(7)
SAUDI ARABIA	72.984	356.399	388,33	203.478	2.847.375	1.299,36
ISRAEL	-	79	-	-	3.736	-
KUWAIT	564.111	2.624	-99,53	4.667.973	69.563	-98,51
JORDAN	5.550	9	-99,83	8.500	90	-98,94
LEBANON	-	1.614	-	-	9.200	-
OMAN	128.568	629	-99,51	1.372.396	20.709	-98,49
TURKEY	1.586.939	43.548	-97,26	4.146.810	971.648	-76,57
UNITED ARAB EMIRATES	2.665.693	822.886	-69,13	4.748.415	2.443.457	-48,54
QATAR	13.829	2.757	-80,06	72.200	131.427	82,03
BAHRAIN	27.935	-	-	249.865	-	-
EGYPT	55.696	310.083	456,74	116.442	294.314	152,76
MOROCCO	-	235	-	-	7.634	-
TUNISIA	-	251	-	-	18.601	-
ALGERIA	16	6.129	38.788,01	612	2.283	272,93
SUDAN	2.250	9.000	300,00	24.916	65	-99,74
ETHIOPIA	900	-	-	2.220	-	-
TANZANIA, UNITED REP. OF	429.499	99.653	-76,80	1.456.342	348.290	-76,08
MADAGASCAR	-	5	-	-	878	-
KENYA	77.756	-	-	246.084	-	-
MOZAMBIQUE	400	-	-	17.626	-	-
TOGO	-	2	-	-	25	-
GHANA	154.293	1.896.259	1.129,00	360.696	11.512.728	3.091,81
LIBERIA	37	61.258	166.815,97	1.882	288.519	15.228,56
GUINEA	85	195.890	230.358,82	368	474.046	128.892,11
ANGOLA	100	417	317,13	3.347	8.737	161,06
NIGERIA	35.243	99.351	181,91	150.391	200.640	33,41
SIERRA LEONE	5.478	-	-	41.785	-	-
GABON	-	34.739	-	-	99.061	-
COTE D'IVOIRE	453.273	559.925	23,53	1.302.773	1.705.290	30,90
SENEGAL	2.419	121.923	4.940,22	35.233	362.787	929,69
MAURITANIA	337.367	9.056	-97,32	706.510	307.786	-56,44
BURKINA FASO	167.149	282.956	69,28	463.047	892.237	92,69
SEYCHELLES	0	-	-	85	-	-
NIGER	818	-	-	4.110	-	-
SOUTH AFRICA	1.286.751	1.187.685	-7,70	4.738.525	5.664.312	19,54
ZAMBIA	800	-	-	100.000	-	-
MAURITIUS		252	-	-	3.273	-
AUSTRALIA	6.880.943	10.005.401	45,41	27.334.195	46.055.906	68,49
NEW ZEALAND	367.506	613.220	66,86	1.924.271	3.141.313	63,25
NEW CALEDONIA	-	21.470	-	-	91.962	-
FIJI	5.479	-	-	38.935	-	-
SOLOMON ISLANDS	48.288	80	-99,83	191.602	865	-99,55
EAST TIMOR	240.301	707.228	194,31	1.154.149	1.586.057	37,42
UNITED STATES	6.050.255	5.952.014	-1,62	44.871.456	40.432.039	-9,89
CANADA	5.372	22.475	318,37	131.817	228.873	73,63
MEXICO	177.176	318.459	79,74	5.806.624	1.355.839	-76,65
GUATEMALA	47.092	165.267	250,94	210.971	1.168.938	454,08
HONDURAS	576	39	-93,20	30.280	1.680	-94,45
PANAMA	118.329	3.099	-97,38	501.657	17.860	-96,44
SURINAME	1.406	-	-	11.650	-	-
CHILE	891.061	1.205.155	35,25	6.988.433	4.220.958	-39,60
ARGENTINA	-	25.547	-	-	119.479	-
BRAZIL	733.586	1.330.881	81,42	5.333.246	9.380.372	75,88
COLOMBIA	2.081	22.863	998,63	36.640	198.872	442,78
URUGUAY	20	220	1.025,40	207	3.484	1.582,95
PARAGUAY	3.750	-	-	18.592	-	-
ECUADOR	11.858	236.013	1.890,41	35.803	70.723	97,53
PERU	18.498	733.135	3.863,41	91.018	1.624.993	1.685,35
GUYANA	12.000	-	-	2.000	-	-
TRINIDAD AND TOBAGO	-	6	-	-	2.277	-
DOMINICAN REPUBLIC	4	-	-	490	-	-
COSTA RICA	70	426	509,22	8.413	3.507	-58,32
HAITI	-	15.525	-	-	133.157	-
FRENCH POLYNESIA	-	320	-	-	486	-
UNITED KINGDOM	194.702	341.772	75,54	1.091.542	2.928.409	168,28
NETHERLANDS	51.373	113.319	120,58	1.161.820	621.294	-46,52
FRANCE	132.483	480.872	262,97	2.148.539	6.333.488	194,78
GERMANY, FED. REP. OF	721.561	290.961	-59,68	8.590.593	3.376.329	-60,70
AUSTRIA	32	-	-	3.677	-	-
BELGIUM	169.777	607.817	258,01	1.786.351	3.471.369	94,33
SWITZERLAND	715	273	-61,78	76.129	15.153	-80,10
LUXEMBOURG	-	1	-	-	9	-
DENMARK	323	44	-86,38	13.738	859	-93,75
NORWAY	93	39	-58,42	7.660	21.579	181,71
SWEDEN	-	888	-	-	10.041	-
FINLAND	13.383	4.322	-67,71	51.598	31.147	-39,63
IRELAND	24	20	-15,42	5.781	1.249	-78,39
ITALY	396.061	352.563	-10,98	2.650.264	3.050.941	15,12
SPAIN	632.388	1.070.327	69,25	1.900.877	3.277.267	72,41
PORTUGAL	-	28.852	-	-	287.764	-
HUNGARY	1	70	8.650,00	229	3.356	1.362,45
ROMANIA	-	44.353	-	-	493.915	-
BULGARIA	1	-	-	1.125	-	-
KAZAKHSTAN	-	13	-	-	26	-
MOLDOVA, REPUBLIC OF	6.532	-	-	191.701	-	-

https://www.bps.go.id

TABEL 6. PERKEMBANGAN EKSPOR INDONESIA MENURUT KOMODITI DAN NEGARA TUJUAN
JANUARI - MARET 2021 DAN 2022

KOMODITI / NEGARA TUJUAN	BERAT BERSIH (KG)		PERUB	NILAI FOB (US $)		PERUB
	JAN-MAR 2021	JAN-MAR 2022	%	JAN-MAR 2021	JAN-MAR 2022	%
(1)	(2)	(3)	(4)	(5)	(6)	(7)
LATVIA	218.497	1.485	-99,32	672.438	3.766	-99,44
ESTONIA	8.166	-	-	279.610	-	-
CROATIA	100	-	-	207	-	-
SLOVAKIA	-	360	-	-	2.000	-
CZECH REPUBLIC	10	120	1.089,30	248	2.370	854,43
RUSSIA FEDERATION	1.603.344	4.983.448	210,82	5.254.644	17.351.030	230,20
KENDARAAN BERMOTOR RODA 4 DAN LEBIH	**113.857.935**	**134.926.379**	**18,50**	**1.011.650.587**	**1.265.281.202**	**25,07**
JAPAN	6.250.202	7.632.235	22,11	61.971.178	76.713.472	23,79
HONG KONG	49.830	1.857	-96,27	313.800	17.686	-94,36
KOREA, REPUBLIC OF	1.130	13.475	1.092,48	10.930	144.718	1.224,04
TAIWAN	1.024.817	1.213.299	18,39	11.747.700	11.519.481	-1,94
CHINA	319	78	-75,49	6.216	3.208	-48,39
PAPUA NEW GUINEA	144.402	74.460	-48,44	1.171.898	733.025	-37,45
THAILAND	10.960.794	8.619.064	-21,36	98.937.234	79.663.299	-19,48
SINGAPORE	284.774	109.075	-61,70	2.810.534	1.427.876	-49,20
PHILIPPINES	27.596.831	37.497.195	35,88	261.036.631	367.364.819	40,73
MALAYSIA	5.009.595	4.801.573	-4,15	38.680.474	41.105.417	6,27
MYANMAR	1.359.529	147.600	-89,14	11.271.794	695.871	-93,83
CAMBODIA	380.265	1.350.510	255,15	3.418.749	16.290.792	376,51
BRUNEI DARUSSALAM	1.001.862	633.455	-36,77	8.711.693	6.256.292	-28,19
LAO PEOPLE'S DEM. REP.	41.055	40.690	-0,89	385.471	364.710	-5,39
NEPAL	28.070	44.390	58,14	206.208	385.917	87,15
VIET NAM	13.262.261	11.026.911	-16,85	118.261.865	121.821.047	3,01
INDIA	238.517	100.290	-57,95	2.256.644	985.463	-56,33
PAKISTAN	1.469.848	3.169.461	115,63	8.221.889	18.573.086	125,90
BANGLADESH	243.350	517.358	112,60	1.924.505	3.953.317	105,42
SRI LANKA	-	101.549	-	-	1.028.974	-
IRAQ	14.385	36.750	155,47	162.078	241.187	48,81
IRAN (ISLAMIC REPUBLIC OF)	552	-	-	4.641	-	-
SAUDI ARABIA	18.580.365	21.116.665	13,65	168.059.464	195.691.204	16,44
KUWAIT	1.976.625	1.532.635	-22,46	19.246.120	14.240.627	-26,01
LEBANON	52.160	257.925	394,49	497.534	2.155.825	333,30
YEMEN	15.600	36.890	136,47	137.736	352.369	155,83
OMAN	797.160	1.390.950	74,49	9.125.434	15.177.262	66,32
UNITED ARAB EMIRATES	3.805.017	4.664.772	22,60	37.393.830	46.468.417	24,27
QATAR	879.765	1.084.980	23,33	8.299.906	11.343.896	36,67
BAHRAIN	469.075	506.850	8,05	4.238.799	4.692.665	10,71
EGYPT	319.920	1.071.280	234,86	2.688.209	8.370.699	211,39
LIBYAN ARAB JAMAHIRIYA	8.320	16.020	92,55	99.258	181.812	83,17
MOROCCO	79.835	115.550	44,74	948.337	1.370.552	44,52
TUNISIA	462.000	768.900	66,43	2.488.416	4.002.300	60,84
SUDAN	-	14.190	-	-	127.108	-
ETHIOPIA	-	129.000	-	-	1.032.650	-
TANZANIA, UNITED REP. OF	17.800	14.190	-20,28	137.826	131.824	-4,35
KENYA	-	70.450	-	-	627.822	-
GHANA	87.490	39.760	-54,55	721.845	342.916	-52,49
NIGERIA	5.000	9.680	93,60	26.258	45.192	72,11
GABON	34.620	49.920	44,19	296.010	416.124	40,58
SENEGAL	-	11.775	-	-	79.670	-
SEYCHELLES	-	1.290	-	-	11.014	-
UGANDA	-	1.290	-	-	11.984	-
DJIBOUTI	141.545	474.850	235,48	1.495.707	3.647.421	143,86
SOUTH AFRICA	2.406.330	1.261.450	-47,58	14.830.171	9.622.655	-35,11
MAURITIUS	177.780	228.450	28,50	1.519.430	1.892.716	24,57
AUSTRALIA	8.398	170.966	1.935,79	16.290	1.209.687	7.325,95
NEW ZEALAND	2.180	5.920	171,56	3.550	20.165	468,04
PALAU	-	4.200	-	-	24.936	-
NEW CALEDONIA	5.160	50.400	876,74	48.972	439.661	797,78
SAINT VINCENT AND THE GRENADINES	-	3.150	-	-	18.879	-
VANUATU	4.820	18.845	290,98	42.345	151.393	257,52
FIJI	33.090	78.116	136,07	317.391	785.092	147,36
SAMOA	9.030	3.330	-63,12	83.798	31.522	-62,38
SOLOMON ISLANDS	-	1.020	-	-	9.859	-
TONGA	1.290	5.160	300,00	11.984	47.756	298,50
EAST TIMOR	695.842	799.984	14,97	2.170.568	4.361.587	100,94
UNITED STATES	1.240	8.149	557,18	11.000	70.138	537,62
MEXICO	4.285.535	9.578.360	123,50	33.437.930	85.864.148	156,79
GUATEMALA	454.750	701.683	54,30	3.212.719	5.435.207	69,18
HONDURAS	39.530	348.656	782,00	245.744	2.634.887	972,21
NICARAGUA	318.215	432.765	36,00	2.289.416	3.268.773	42,78
PANAMA	332.250	1.087.970	227,46	2.600.131	9.341.606	259,27
SURINAME	3.870	10.794	178,91	33.042	86.890	162,97
CHILE	1.354.395	1.809.395	33,59	10.783.916	15.683.854	45,44
ARGENTINA	244.750	160.878	-34,27	3.023.606	1.612.850	-46,66
COLOMBIA	-	75.200	-	-	588.278	-
BOLIVIA	390.220	340.830	-12,66	3.155.929	2.737.260	-13,27
URUGUAY	2.570	38.490	1.397,67	22.029	401.451	1.722,38
PARAGUAY	141.830	128.915	-9,11	1.308.739	1.200.573	-8,26
ECUADOR	479.660	1.197.105	149,57	4.127.157	10.328.791	150,26
PERU	3.834.170	3.168.465	-17,36	28.594.213	24.731.186	-13,51
GUYANA	36.180	9.225	-74,50	263.562	109.289	-58,53
TRINIDAD AND TOBAGO	47.530	288.671	507,34	419.188	2.576.866	514,73
BAHAMAS	-	97.805	-	-	851.217	-
JAMAICA	94.150	283.076	200,66	833.400	2.920.347	250,41

https://www.bps.go.id

TABEL 6. PERKEMBANGAN EKSPOR INDONESIA MENURUT KOMODITI DAN NEGARA TUJUAN
JANUARI - MARET 2021 DAN 2022

KOMODITI / NEGARA TUJUAN	BERAT BERSIH (KG)		PERUB	NILAI FOB (US $)		PERUB
	JAN-MAR 2021	JAN-MAR 2022	%	JAN-MAR 2021	JAN-MAR 2022	%
(1)	(2)	(3)	(4)	(5)	(6)	(7)
PUERTO RICO	6.600	54.110	719,85	42.750	434.506	916,38
DOMINICAN REPUBLIC	-	170.650	-	-	1.177.389	-
EL SALVADOR	166.270	330.740	98,92	1.149.211	2.645.437	130,20
COSTA RICA	288.770	611.715	111,83	2.296.844	5.008.989	118,08
BARBADOS	11.780	72.184	512,77	93.548	626.259	569,45
ANTIGUA AND BARBUDA	9.400	14.760	57,02	56.124	132.245	135,63
ARUBA	-	26.960	-	-	200.542	-
BERMUDA	16.030	37.490	133,87	115.177	299.700	160,21
CAYMAN ISLANDS	13.550	27.385	102,10	81.859	218.444	166,86
DOMINICA	10.050	188.450	1.775,12	63.685	1.658.771	2.504,65
FRENCH POLYNESIA	23.980	11.000	-54,13	161.967	66.066	-59,21
GRENADA	-	7.140	-	-	72.762	-
NETHERLANDS ANTILLES	29.820	109.121	265,93	252.180	893.435	254,28
SAINT LUCIA	23.220	59.502	156,25	197.892	582.040	194,12
GUADELOUPE	-	14.055	-	-	84.390	-
SAINT KITTS AND NEVIS	1.290	5.665	339,15	11.014	40.296	265,86
MONTSERRAT	-	1.290	-	-	11.984	-
VIRGIN ISLANDS (BRITISH)	-	3.275	-	-	19.385	-
UNITED KINGDOM	-	5.750	-	-	100.279	-
NETHERLANDS	1.175	-	-	7.141	-	-
BELGIUM	721.590	245.100	-66,03	6.025.039	1.970.810	-67,29
SWEDEN	-	1.188	-	-	140	-
PORTUGAL	34.960	20.340	-41,82	277.114	166.804	-39,81
SUKU CADANG KENDARAAN BERMOTOR RODA EMPAT ATAU LEBIH	**78.324.026**	**73.543.255**	**-6,10**	**594.487.186**	**573.535.465**	**-3,52**
JAPAN	20.897.357	20.386.596	-2,44	108.991.897	116.469.875	6,86
HONG KONG	12.714	11.641	-8,44	168.455	199.977	18,71
KOREA, REPUBLIC OF	141.746	362.206	155,53	887.007	2.049.425	131,05
TAIWAN	307.556	1.468.906	377,61	3.802.955	14.950.328	293,12
CHINA	524.965	1.115.328	112,46	20.991.221	17.621.377	-16,05
MONGOLIA	-	410	-	-	5.377	-
PAPUA NEW GUINEA	3.495	719	-79,43	34.153	10.217	-70,09
THAILAND	14.286.578	15.616.269	9,31	133.228.799	136.593.660	2,53
SINGAPORE	554.198	296.471	-46,50	4.217.125	3.945.773	-6,43
PHILIPPINES	3.860.668	3.785.886	-1,94	25.640.545	26.040.259	1,56
MALAYSIA	13.342.458	11.579.775	-13,21	89.914.412	86.259.434	-4,06
MYANMAR	334.525	11.975	-96,42	2.155.931	111.918	-94,81
CAMBODIA	828	244	-70,55	30.472	4.452	-85,39
BRUNEI DARUSSALAM	8.325	3.644	-56,23	96.130	40.290	-58,09
LAO PEOPLE'S DEM. REP.	-	31	-	-	556	-
NEPAL	63	70	11,27	991	1.044	5,41
VIET NAM	4.106.299	2.190.359	-46,66	25.492.315	18.900.277	-25,86
MALDIVES	1.414	2.441	72,63	1.515	3.060	101,98
INDIA	1.866.111	1.451.611	-22,21	24.362.516	22.537.521	-7,49
PAKISTAN	3.915.975	2.926.423	-25,27	22.245.151	20.566.741	-7,55
BANGLADESH	139.030	165.554	19,08	476.328	712.055	49,49
SRI LANKA	128.687	176.927	37,49	1.167.847	1.991.636	70,54
IRAN (ISLAMIC REPUBLIC OF)	254.400	303.420	19,27	118.680	158.835	33,83
SAUDI ARABIA	120.247	77.409	-35,62	2.547.235	1.859.084	-27,02
ISRAEL	6.554	2.645	-59,65	51.863	21.631	-58,29
KUWAIT	73.383	63.228	-13,84	246.116	232.910	-5,37
LEBANON	-	181	-	-	3.301	-
YEMEN	52.396	-	-	244.981	-	-
OMAN	2.657	874	-67,10	35.171	16.673	-52,59
TURKEY	399.976	9.317	-97,67	6.879.742	34.442	-99,50
UNITED ARAB EMIRATES	1.651.909	1.290.037	-21,91	1.896.221	2.558.532	34,93
QATAR	1.418	2.101	48,18	24.496	38.347	56,54
BAHRAIN	311	6	-98,00	2.873	145	-94,95
CYPRUS	12.468	9.388	-24,70	57.558	32.090	-44,25
EGYPT	667.772	15.725	-97,65	294.811	32.508	-88,97
LIBYAN ARAB JAMAHIRIYA	2.225	3.075	38,19	19.790	56.129	183,62
MOROCCO	540	-	-	6.022	-	-
TUNISIA	1.483	5.488	270,18	24.042	89.298	271,42
TANZANIA, UNITED REP. OF	1.610	1.078	-33,04	72	135	85,99
KENYA	7.304	7.549	3,35	22.944	24.107	5,07
GHANA	-	7.800	-	-	9.782	-
NIGERIA	82.990	27.700	-66,62	25.189	9.550	-62,09
SEYCHELLES	2.604	1.489	-42,83	35.997	29.867	-17,03
UGANDA	1.860	2.833	52,28	4.737	2.129	-55,06
CENTRAL AFRICAN REPUBLIC	-	4.195	-	-	68.430	-
SOUTH AFRICA	277.562	301.572	8,65	4.437.868	5.650.128	27,32
MAURITIUS	8.431	4.813	-42,91	27.429	15.064	-45,08
AUSTRALIA	247.130	271.136	9,71	1.610.240	2.335.408	45,03
NEW ZEALAND	13.419	13.379	-0,30	112.517	97.759	-13,12
VANUATU	1.463	-	-	15.468	-	-
FIJI	9.922	726	-92,68	63.662	23.903	-62,45
SOLOMON ISLANDS	18.240	3.513	-80,74	66.280	11.792	-82,21
EAST TIMOR	120.911	152.988	26,53	321.828	398.166	23,72
UNITED STATES	3.060.392	2.725.482	-10,94	32.389.721	22.932.813	-29,20
CANADA	377.773	386.472	2,30	7.152.326	6.915.094	-3,32
MEXICO	2.150.598	1.163.224	-45,91	29.987.987	13.776.702	-54,06
GUATEMALA	2.360	4.995	111,69	9.561	41.305	332,02
NICARAGUA	2.520	1.764	-30,01	29.958	18.773	-37,33
PANAMA	1.783	23.427	1.213,87	21.505	143.859	568,95

https://www.bps.go.id

TABEL 6. PERKEMBANGAN EKSPOR INDONESIA MENURUT KOMODITI DAN NEGARA TUJUAN
JANUARI - MARET 2021 DAN 2022

KOMODITI / NEGARA TUJUAN	BERAT BERSIH (KG)		PERUB	NILAI FOB (US $)		PERUB
	JAN-MAR 2021	JAN-MAR 2022	%	JAN-MAR 2021	JAN-MAR 2022	%
(1)	(2)	(3)	(4)	(5)	(6)	(7)
SURINAME	291	-	-	1.299	-	-
CHILE	10.713	4.360	-59,31	105.133	60.910	-42,06
ARGENTINA	255.457	279.055	9,24	2.215.741	2.260.819	2,03
BRAZIL	1.644.174	1.500.984	-8,71	25.782.043	25.099.496	-2,65
COLOMBIA	29.780	44.861	50,64	157.722	243.729	54,53
BOLIVIA	4.292	4.047	-5,70	41.807	43.535	4,13
URUGUAY	-	95	-	-	768	-
PARAGUAY	3.015	6.261	107,67	18.196	34.207	87,99
PERU	24.601	132.319	437,85	183.936	602.941	227,80
TRINIDAD AND TOBAGO	53	561	955,93	488	4.906	904,70
BAHAMAS	106	439	313,56	1.027	3.565	247,13
JAMAICA	41	183	341,30	502	2.390	376,22
PUERTO RICO	10.002	3.257	-67,43	31.579	20.909	-33,79
DOMINICAN REPUBLIC	2.876	-	-	25.268	-	-
EL SALVADOR	-	2.219	-	-	22.371	-
COSTA RICA	2.916	6.466	121,70	24.915	67.779	172,04
HAITI	-	98	-	-	793	-
BARBADOS	2.753	9.514	245,56	25.194	74.649	196,30
ARUBA	345	582	68,93	3.439	4.235	23,16
BERMUDA	402	683	69,80	3.911	4.890	25,04
FRENCH POLYNESIA	38	-	-	338	-	-
GRENADA	61	167	172,06	411	1.924	367,70
NETHERLANDS ANTILLES	-	221	-	-	2.205	-
TURKS AND CAICOS ISLANDS	-	71	-	-	969	-
VIRGIN ISLANDS (BRITISH)	-	65	-	-	380	-
UNITED KINGDOM	10.361	75.741	631,00	337.209	303.349	-10,04
NETHERLANDS	1.055.131	525.079	-50,24	5.437.411	2.710.386	-50,15
FRANCE	21.290	71.375	235,26	117.837	435.396	269,49
GERMANY, FED. REP. OF	517.737	1.546.931	198,79	2.670.945	9.656.399	261,53
AUSTRIA	-	2.486	-	-	24.563	-
BELGIUM	130.368	198.189	52,02	1.506.418	1.639.447	8,83
DENMARK	13.582	4.725	-65,21	113.091	49.814	-55,95
SWEDEN	968	137.570	14.119,12	132	807.744	611.827,27
ITALY	67.913	78.575	15,70	384.914	581.229	51,00
SPAIN	4.850	-	-	38.330	-	-
PORTUGAL	15.503	10.943	-29,41	72.745	61.639	-15,27
ICELAND	125	-	-	750	-	-
GREECE	62.070	28.209	-54,55	406.419	158.016	-61,12
POLAND	22.798	20.586	-9,70	177.985	179.066	0,61
KAZAKHSTAN	44.226	30.117	-31,90	210.829	124.505	-40,94
MOLDOVA, REPUBLIC OF	-	2.116	-	-	8.981	-
UKRAINE	3.075	-	-	32.925	-	-
LATVIA	16.357	3.443	-78,95	159.561	31.463	-80,28
ESTONIA	17.666	-	-	83.172	-	-
MALTA	2.424	-	-	23.254	-	-
SLOVENIA	3.041	-	-	22.265	-	-
CZECH REPUBLIC	6.141	92	-98,50	144.635	3.376	-97,67
RUSSIA FEDERATION	246.884	368.062	49,08	1.232.756	1.547.780	25,55
KAROSERI KENDARAAN BERMOTOR RODA EMPAT ATAU LEBIH	**3.375.250**	**7.408.909**	**119,51**	**11.918.817**	**12.960.891**	**8,74**
JAPAN	5.295	10.447	97,32	36.183	88.452	144,46
KOREA, REPUBLIC OF	5.171	-	-	450.000	-	-
CHINA	-	3.214	-	-	61.543	-
PAPUA NEW GUINEA	-	50.010	-	-	245.224	-
THAILAND	1.466.827	1.602.013	9,22	825.884	964.993	16,84
SINGAPORE	462.821	4.423.016	855,66	389.375	4.543.406	1.066,85
MALAYSIA	22.880	269.976	1.079,97	24.912	27.098	8,77
MYANMAR	15.000	19.440	29,60	17.800	7.500	-57,87
INDIA	13.542	7.964	-41,19	46.204	161.791	250,17
BANGLADESH	3.774	20.465	442,33	9.000	51.551	472,79
SRI LANKA	165.240	201.690	22,06	1.722.882	2.173.959	26,18
TURKEY	-	992	-	-	26.233	-
EGYPT	322.500	-	-	2.170.500	-	-
REUNION	3.940	-	-	1.420	-	-
BOTSWANA	-	460.000	-	-	2.602.510	-
ANGOLA	-	25.677	-	-	248.590	-
ZAMBIA	-	54.080	-	-	247.500	-
AUSTRALIA	860.761	-	-	6.086.228	-	-
NEW ZEALAND	-	156.000	-	-	1.111.805	-
EAST TIMOR	-	125	-	-	237	-
NETHERLANDS	-	1.800	-	-	1.000	-
KAZAKHSTAN	-	68.000	-	-	265.000	-
UKRAINE	27.500	-	-	138.430	-	-
LITHUANIA	-	34.000	-	-	132.500	-
KURSI UNTUK KENDARAAN BERMOTOR RODA EMPAT ATAU LEBIH	**251.221**	**42.535**	**-83,07**	**2.339.028**	**1.003.038**	**-57,12**
JAPAN	4.408	658	-85,06	166.887	21.330	-87,22
HONG KONG	1.424	-	-	9.746	-	-
KOREA, REPUBLIC OF	-	2	-	-	22	-
TAIWAN	17	-	-	30	-	-
CHINA	236	191	-19,23	4.143	1.498	-63,83
THAILAND	43	1	-97,67	997	76	-92,40
SINGAPORE	1.312	699	-46,71	7.841	6.223	-20,64

https://www.bps.go.id

TABEL 6. PERKEMBANGAN EKSPOR INDONESIA MENURUT KOMODITI DAN NEGARA TUJUAN
JANUARI - MARET 2021 DAN 2022

KOMODITI / NEGARA TUJUAN	BERAT BERSIH (KG)		PERUB	NILAI FOB (US $)		PERUB
	JAN-MAR 2021	JAN-MAR 2022	%	JAN-MAR 2021	JAN-MAR 2022	%
(1)	(2)	(3)	(4)	(5)	(6)	(7)
PHILIPPINES	160	1.200	650,26	2.716	18.933	597,02
MALAYSIA	1.874	71	-96,19	27.637	758	-97,26
VIET NAM	-	3.308	-	-	26.554	-
INDIA	1.138	-	-	6.856	-	-
SRI LANKA	30.425	-	-	74.555	-	-
UNITED ARAB EMIRATES	1.964	2.060	4,84	11.374	1.210	-89,36
QATAR	-	3.595	-	-	21.281	-
CYPRUS	953	-	-	6.864	-	-
MAURITIUS	2.148	-	-	16.200	-	-
AUSTRALIA	4.928	-	-	33.452	-	-
EAST TIMOR	240	-	-	782	-	-
UNITED STATES	35.485	740	-97,91	633.373	13.082	-97,93
CANADA	30.427	2.139	-92,97	250.026	19.560	-92,18
MEXICO	-	173	-	-	2.045	-
NETHERLANDS	12.098	2.112	-82,55	150.910	6.461	-95,72
FRANCE	393	-	-	5.520	-	-
GERMANY, FED. REP. OF	13.172	5.201	-60,52	111.103	41.617	-62,54
BELGIUM	-	1.782	-	-	678.387	-
DENMARK	104.368	14.017	-86,57	788.500	109.206	-86,15
NORWAY	763	1.990	160,84	6.070	17.619	190,26
SWEDEN	2.104	-	-	16.746	-	-
FINLAND	1.115	2.546	128,29	6.309	16.611	163,31
ITALY	27	51	91,42	389	563	44,84
KENDARAAN TEMPUR DAN BAGIANNYA	**40.847.945**	**29.111.592**	**-28,73**	**455.363.919**	**357.141.083**	**-21,57**
JAPAN	2.242.764	572.482	-74,47	13.961.429	8.376.637	-40,00
HONG KONG	39.031	40.620	4,07	585.380	634.241	8,35
KOREA, REPUBLIC OF	569.632	717.627	25,98	6.814.421	9.230.951	35,46
TAIWAN	379.439	94.853	-75,00	5.350.923	1.641.748	-69,32
CHINA	173.773	578.374	232,83	2.221.605	7.910.247	256,06
MACAU	2.982	1.265	-57,58	41.441	17.067	-58,82
THAILAND	2.650.278	1.308.649	-50,62	31.157.760	19.623.477	-37,02
SINGAPORE	180.578	210.841	16,76	2.967.418	2.853.045	-3,85
PHILIPPINES	19.135.296	13.624.565	-28,80	205.690.724	155.675.638	-24,32
MALAYSIA	79.968	220.701	175,99	2.156.157	3.623.040	68,03
MYANMAR	228.073	-	-	1.474.581	-	-
CAMBODIA	81.128	136.983	68,85	729.702	1.537.045	110,64
NEPAL	8.831	-	-	47.850	-	-
VIET NAM	8.104.545	4.469.398	-44,85	102.891.593	57.600.489	-44,02
MALDIVES	4.962	27.936	463,00	53.434	332.426	522,12
INDIA	360	1.834	409,44	16.772	12.435	-25,86
PAKISTAN	3.500	5.418	54,81	33.486	59.767	78,48
BANGLADESH	236.724	278.431	17,62	3.932.287	4.367.755	11,07
IRAN (ISLAMIC REPUBLIC OF)	297.190	378.315	27,30	2.620.720	7.108.540	171,24
SAUDI ARABIA	200	4.560	2.180,00	500	50.448	9.989,60
ISRAEL	-	150	-	-	1.500	-
KUWAIT	2.850	-	-	31.380	-	-
LEBANON	24.320	54.874	125,63	340.952	827.469	142,69
UNITED ARAB EMIRATES	14.680	59.618	306,12	196.824	846.204	329,93
BAHRAIN	2.850	2.280	-20,00	31.380	25.224	-19,62
LIBYAN ARAB JAMAHIRIYA	3.422	21.712	534,48	23.338	215.400	822,98
ETHIOPIA	16.269	-	-	85.150	-	-
TANZANIA, UNITED REP. OF	10.245	11.020	7,57	35.189	22.995	-34,65
MADAGASCAR	1.225	-	-	18.308	-	-
KENYA	19.881	79.614	300,46	107.200	398.520	271,75
TOGO	751.608	697.214	-7,24	8.754.557	7.847.072	-10,37
GHANA	15.120	54.411	259,86	189.056	416.535	120,32
LIBERIA	-	100.767	-	-	557.807	-
GUINEA	1.490.938	1.068.059	-28,36	7.898.437	5.743.884	-27,28
ANGOLA	-	19.924	-	-	95.140	-
CONGO	-	65.250	-	-	308.187	-
CAMEROON	20.564	-	-	92.391	-	-
NIGERIA	22.082	100.870	356,80	99.485	484.738	387,25
SIERRA LEONE	-	58.096	-	-	326.120	-
SENEGAL	284	23.545	8.205,11	8.768	139.080	1.486,18
MALI	128.122	280.150	118,66	609.164	1.563.434	156,65
BENIN	41.272	40.320	-2,31	226.065	201.927	-10,68
BURKINA FASO	323.577	320.154	-1,06	2.014.925	1.826.634	-9,34
MAURITIUS	-	2.147	-	-	27.880	-
DEMOCRATIC REP. OF THE CONGO	59.595	19.881	-66,64	300.000	103.360	-65,55
AUSTRALIA	272.533	154.510	-43,31	4.502.301	3.000.356	-33,36
NEW ZEALAND	21.859	22.415	2,54	390.682	459.707	17,67
NAURU	-	6.490	-	-	94.667	-
COOK ISLANDS	3.880	3.680	-5,15	34.680	31.080	-10,38
EAST TIMOR	390.190	333.155	-14,62	2.977.899	3.146.729	5,67
UNITED STATES	525.121	753.385	43,47	10.699.653	15.444.287	44,34
CANADA	13.360	189.757	1.320,34	202.640	3.752.761	1.751,93
MEXICO	119.296	69.408	-41,82	1.583.735	1.030.432	-34,94
GUATEMALA	38.839	19.093	-50,84	316.495	225.248	-28,83
HONDURAS	9.440	5.980	-36,65	58.125	103.316	77,75
NICARAGUA	-	3.976	-	-	70.040	-
PANAMA	3.103	3.976	28,13	39.515	70.040	77,25
CHILE	55.589	86.526	55,65	860.672	1.443.588	67,73
ARGENTINA	24.853	-	-	310.019	-	-
BRAZIL	102	272	166,67	1.301	4.243	226,13

https://www.bps.go.id

TABEL 6. PERKEMBANGAN EKSPOR INDONESIA MENURUT KOMODITI DAN NEGARA TUJUAN
JANUARI - MARET 2021 DAN 2022

KOMODITI / NEGARA TUJUAN	BERAT BERSIH (KG)		PERUB	NILAI FOB (US $)		PERUB
	JAN-MAR 2021	JAN-MAR 2022	%	JAN-MAR 2021	JAN-MAR 2022	%
(1)	(2)	(3)	(4)	(5)	(6)	(7)
COLOMBIA	173.832	361.119	107,74	1.184.888	4.065.738	243,13
BOLIVIA	-	8.322	-	-	38.398	-
URUGUAY	-	10.742	-	-	57.015	-
ECUADOR	41.520	13.960	-66,38	460.240	184.200	-59,98
PERU	41.840	18.560	-55,64	571.480	289.280	-49,38
PUERTO RICO	1.183	-	-	18.795	-	-
EL SALVADOR	5.408	6.680	23,52	85.920	110.920	29,10
COSTA RICA	6.744	10.560	56,58	106.056	187.872	77,14
HAITI	21.483	-	-	90.210	-	-
BERMUDA	26.624	20.376	-23,47	325.280	111.005	-65,87
FRENCH POLYNESIA	3.116	6.641	113,13	40.830	110.361	170,29
UNITED KINGDOM	-	364	-	-	5.206	-
NETHERLANDS	425.562	159.499	-62,52	11.551.241	3.785.936	-67,22
FRANCE	406.088	542.476	33,59	4.833.506	8.271.340	71,13
GERMANY, FED. REP. OF	208.576	81.124	-61,11	2.534.389	1.330.212	-47,51
BELGIUM	140	8.369	5.877,86	1.000	220.374	21.937,39
SWITZERLAND	147.840	65.340	-55,80	1.771.360	1.067.692	-39,72
NORWAY	-	14.592	-	-	241.680	-
IRELAND	-	475	-	-	1.295	-
ITALY	126.720	51.640	-59,25	1.528.256	745.730	-51,20
SPAIN	308.352	151.107	-51,00	3.726.880	2.345.759	-37,06
PORTUGAL	-	5.200	-	-	84.920	-
GREECE	21.700	128.284	491,17	264.463	1.768.842	568,84
HUNGARY	-	4.692	-	-	77.892	-
POLAND	458	-	-	8.457	-	-
MALTA	-	21.120	-	-	274.560	-
CZECH REPUBLIC	-	1.300	-	-	23.214	-
RUSSIA FEDERATION	34.440	13.520	-60,74	472.200	231.040	-51,07
KAPAL LAUT DAN SEJENISNYA	**7.141.760**	**40.901.533**	**472,71**	**22.122.621**	**164.044.542**	**641,52**
JAPAN	155	-	-	2.370	-	-
HONG KONG	465	17.077.000	3.672.373,12	1.500	4.000.000	266.566,67
KOREA, REPUBLIC OF	-	287.083	-	-	636.183	-
TAIWAN	150	5.121	3.314,00	2.383	1.209.582	50.656,26
THAILAND	77.000	-	-	630.000	-	-
SINGAPORE	1.064.597	4.680.213	339,62	4.153.115	32.508.586	682,75
PHILIPPINES	34.100	10.844	-68,20	99.216	33.331	-66,41
MALAYSIA	16.000	-	-	116.850	-	-
MYANMAR	-	800	-	-	3.488	-
INDIA	640.439	28.892	-95,49	374.295	66.188	-82,32
BANGLADESH	914.000	-	-	140.162	-	-
IRAQ	261.710	-	-	2.119.851	-	-
QATAR	4.078.810	10.719.347	162,81	14.096.987	32.419.312	129,97
MOZAMBIQUE	-	193.000	-	-	640.218	-
GHANA	-	81.000	-	-	875.000	-
SENEGAL	-	7.365.500	-	-	89.986.826	-
MAURITANIA	-	15.910	-	-	10.000	-
AUSTRALIA	53.148	100	-99,81	328.577	400	-99,88
EAST TIMOR	20	-	-	20	-	-
UNITED STATES	-	68	-	-	10.000	-
PANAMA	1.000	-	-	11.150	-	-
NETHERLANDS	160	135	-15,63	46.060	16.547	-64,08
NORWAY	-	436.400	-	-	1.628.781	-
ROMANIA	6	-	-	84	-	-
CZECH REPUBLIC	-	120	-	-	100	-
SUKU CADANG KENDARAAN BERMOTOR RODA DUA ATAU TIGA	**24.069.942**	**20.943.570**	**-12,99**	**265.560.454**	**241.629.078**	**-9,01**
JAPAN	638.857	576.230	-9,80	6.955.274	7.501.065	7,85
HONG KONG	242	1.642	577,30	4.719	37.577	696,23
KOREA, REPUBLIC OF	76.479	93.697	22,51	667.568	1.148.429	72,03
TAIWAN	468.504	418.940	-10,58	7.391.960	5.893.166	-20,28
CHINA	138.805	218.239	57,23	2.615.034	4.194.252	60,39
MONGOLIA	-	613	-	-	9.202	-
THAILAND	2.262.111	2.131.479	-5,77	24.872.058	23.753.868	-4,50
SINGAPORE	38.506	52.525	36,41	281.517	541.253	92,26
PHILIPPINES	9.506.170	7.646.191	-19,57	86.420.094	75.922.357	-12,15
MALAYSIA	3.779.111	3.481.703	-7,87	43.132.538	42.594.362	-1,25
MYANMAR	5.917	410	-93,08	42.838	5.358	-87,49
CAMBODIA	320.392	423.154	32,07	2.032.426	2.790.824	37,31
NEPAL	245	-	-	1.672	-	-
VIET NAM	732.698	597.282	-18,48	11.641.291	6.933.384	-40,44
INDIA	430.433	559.641	30,02	10.835.712	10.740.953	-0,87
PAKISTAN	736	153	-79,21	12.582	1.900	-84,90
BANGLADESH	2.904	42.721	1.371,30	25.106	287.965	1.046,99
IRAN (ISLAMIC REPUBLIC OF)	165.921	116.573	-29,74	1.970.877	1.320.570	-33,00
SAUDI ARABIA	13	91	572,85	263	830	215,64
ISRAEL	-	592	-	-	17.826	-
KUWAIT	-	3	-	-	41	-
LEBANON	-	295	-	-	9.991	-
TURKEY	4.667	18.909	305,13	108.192	352.252	225,58
UNITED ARAB EMIRATES	1.849	9.101	392,25	26.618	172.547	548,25
QATAR	250	95	-61,87	4.246	1.613	-62,02
ETHIOPIA	1.651	-	-	5.899	-	-
SOMALIA	-	2.700	-	-	600	-

https://www.bpsntb.id

TABEL 6. PERKEMBANGAN EKSPOR INDONESIA MENURUT KOMODITI DAN NEGARA TUJUAN
JANUARI - MARET 2021 DAN 2022

KOMODITI / NEGARA TUJUAN	BERAT BERSIH (KG)		PERUB	NILAI FOB (US $)		PERUB
	JAN-MAR 2021	JAN-MAR 2022	%	JAN-MAR 2021	JAN-MAR 2022	%
(1)	(2)	(3)	(4)	(5)	(6)	(7)
KENYA	-	6.165	-	-	31.969	-
TOGO	8.100	21.354	163,63	4.404	4.431	0,62
GHANA	-	166	-	-	22.101	-
GUINEA	3.607	14.482	301,46	25.278	111.567	341,37
CONGO	5	4	-20,00	36	21	-40,85
CAMEROON	315	-	-	3.263	-	-
NIGERIA	12.269	51	-99,59	84.713	351	-99,59
SIERRA LEONE	-	280	-	-	2.506	-
SENEGAL	200	500	150,00	142	210	47,89
MALI	-	9.994	-	-	123.202	-
BENIN	46	2.240	4.743,70	321	13.259	4.029,15
BURKINA FASO	3.499	9.130	160,93	20.662	86.315	317,74
GAMBIA	99	-	-	562	-	-
MAURITIUS	181	-	-	2.172	-	-
AUSTRALIA	1.432	3.165	120,98	14.538	27.593	89,79
NEW ZEALAND	25	8	-67,86	794	114	-85,67
EAST TIMOR	39.421	83.854	112,71	32.913	150.430	357,05
UNITED STATES	714.561	231.005	-67,67	10.558.045	2.209.491	-79,07
CANADA	17	-	-	507	-	-
MEXICO	479	581	21,43	7.056	12.676	79,65
GUATEMALA	-	661	-	-	6.318	-
CHILE	-	219	-	-	4.372	-
BRAZIL	1.842.345	1.661.512	-9,82	21.737.197	20.735.295	-4,61
COLOMBIA	855.313	853.463	-0,22	7.433.231	8.482.411	14,11
BOLIVIA	284	122	-57,24	3.319	2.429	-26,81
ECUADOR	-	446	-	-	9.478	-
PERU	10.904	10.406	-4,57	30.529	29.164	-4,47
EL SALVADOR	13	-	-	33	-	-
HAITI	3.382	-	-	33.632	-	-
BERMUDA	350	-	-	250	-	-
UNITED KINGDOM	23.921	4.499	-81,19	115.830	76.714	-33,77
NETHERLANDS	64.876	60.491	-6,76	1.089.407	1.052.364	-3,40
FRANCE	1.402.000	1.040.353	-25,80	18.270.115	15.598.836	-14,62
GERMANY, FED. REP. OF	12.326	10.227	-17,03	200.681	158.513	-21,01
NORWAY	77	-	-	3.537	-	-
ITALY	463.776	482.135	3,96	6.181.590	7.487.534	21,13
SPAIN	1.237	35	-97,17	11.398	342	-97,00
GREECE	17.179	29.484	71,63	180.679	430.518	138,28
POLAND	11.228	13.405	19,39	464.956	524.060	12,71
UKRAINE	10	-	-	181	-	-
GEORGIA	-	160	-	-	2.310	-
SUKU CADANG SEPEDA DAN SEJENISNYA	**7.299.143**	**7.273.150**	**-0,36**	**60.715.858**	**63.458.232**	**4,52**
JAPAN	300.268	282.057	-6,06	3.434.356	2.930.618	-14,67
HONG KONG	29	23	-20,59	527	393	-25,41
KOREA, REPUBLIC OF	85	11	-87,03	244	520	113,11
TAIWAN	2.178	3.147	44,47	11.580	75.983	556,16
CHINA	6.991	486	-93,05	268.878	6.183	-97,70
THAILAND	32.708	13.088	-59,99	384.340	182.408	-52,54
SINGAPORE	5.760.967	6.068.297	5,33	49.758.601	53.513.600	7,55
PHILIPPINES	70.685	362	-99,49	540.015	3.846	-99,29
MALAYSIA	125.427	281.365	124,33	384.712	2.735.261	610,99
MYANMAR	1.813	-	-	38.949	-	-
CAMBODIA	7.442	25.616	244,22	20.582	164.663	700,02
BHUTAN	1	90	6.327,86	69	1.833	2.544,92
VIET NAM	281.038	82.270	-70,73	2.437.042	795.579	-67,35
MALDIVES	-	13	-	-	75	-
INDIA	25	14	-46,03	1.322	485	-63,29
PAKISTAN	1.835	-	-	17.424	-	-
BANGLADESH	49.397	35.196	-28,75	170.187	174.470	2,52
SRI LANKA	7.900	-	-	14.750	-	-
ISRAEL	9	6	-31,11	719	1.035	44,05
TURKEY	26.713	17.843	-33,20	111.932	79.716	-28,78
UNITED ARAB EMIRATES	6.793	-	-	103.560	-	-
TANZANIA, UNITED REP. OF	815	-	-	248	-	-
TOGO	640	2.621	309,48	4.600	476.009	10.248,02
GHANA	2.550	3.000	17,65	9.690	13.000	34,16
AUSTRALIA	25	519	1.988,54	2.907	21.556	641,48
NEW ZEALAND	39	46	16,62	5.029	3.811	-24,23
NEW CALEDONIA	13	-	-	150	-	-
SOLOMON ISLANDS	135	-	-	2.277	-	-
EAST TIMOR	55.908	12.131	-78,30	28.502	46.850	64,38
UNITED STATES	678	1.238	82,63	49.455	24.314	-50,84
CANADA	340	1.033	203,91	22.320	17.335	-22,34
MEXICO	12.224	1	-99,99	51.985	416	-99,20
CHILE	11	15.463	144.415,89	420	64.471	15.233,36
ARGENTINA	31.452	-	-	105.530	-	-
BRAZIL	3.540	-	-	13.808	-	-
COLOMBIA	71.124	-	-	805.080	-	-
PERU	25.375	23	-99,91	63.798	511	-99,20
ANTIGUA AND BARBUDA	-	7.295	-	-	53.942	-
BERMUDA	-	80	-	-	3.000	-
UNITED KINGDOM	1.287	598	-53,57	45.897	24.906	-45,73
NETHERLANDS	167.636	140.497	-16,19	859.582	801.812	-6,72
FRANCE	43	-	-	724	-	-

https://www.bps.go.id

TABEL 6. PERKEMBANGAN EKSPOR INDONESIA MENURUT KOMODITI DAN NEGARA TUJUAN
JANUARI - MARET 2021 DAN 2022

KOMODITI / NEGARA TUJUAN	BERAT BERSIH (KG)		PERUB	NILAI FOB (US $)		PERUB
	JAN-MAR 2021	JAN-MAR 2022	%	JAN-MAR 2021	JAN-MAR 2022	%
(1)	(2)	(3)	(4)	(5)	(6)	(7)
GERMANY, FED. REP. OF	13.245	27.213	105,46	68.456	127.762	86,63
SWITZERLAND	407	-	-	19.017	-	-
DENMARK	1.413	4.556	222,33	19.329	25.544	32,16
NORWAY	5	-	-	990	-	-
SWEDEN	-	91	-	-	228	-
FINLAND	-	105	-	-	3.831	-
ITALY	145.665	143.196	-1,70	391.205	468.731	19,82
SPAIN	16.614	14.869	-10,50	97.976	102.572	4,69
GREECE	11.471	11.858	3,37	99.895	146.771	46,93
HUNGARY	2.846	21.010	638,36	15.273	128.509	741,41
POLAND	33.214	30.451	-8,32	137.214	115.474	-15,84
BULGARIA	10.962	15.058	37,37	62.152	48.170	-22,50
UKRAINE	79	-	-	371	-	-
ESTONIA	9	-	-	396	-	-
CROATIA	10	-	-	58	-	-
SLOVAKIA	7.054	10.316	46,23	31.038	72.040	132,11
RUSSIA FEDERATION	11	-	-	697	-	-
PESAWAT UDARA DAN BAGIANNYA	**301.198**	**152.822**	**-49,26**	**41.951.922**	**26.340.396**	**-37,21**
JAPAN	-	47	-	-	9.280	-
HONG KONG	99	8	-91,93	14.084	290	-97,94
KOREA, REPUBLIC OF	18.460	241	-98,70	409.287	527.686	28,93
CHINA	1.473	1.234	-16,22	108.605	801.217	637,74
PAPUA NEW GUINEA	2	-	-	475	-	-
THAILAND	864	6.084	603,95	106.644	27.753	-73,98
SINGAPORE	16.923	22.752	34,45	3.280.302	3.183.903	-2,94
PHILIPPINES	864	153	-82,30	121.274	31.672	-73,88
MALAYSIA	135.140	13.526	-89,99	3.408.937	2.839.842	-16,69
BRUNEI DARUSSALAM	15	-	-	80.403	-	-
VIET NAM	4.729	89	-98,12	10.800	2.707	-74,93
INDIA	58	113	94,47	32.572	37.103	13,91
PAKISTAN	21	74	253,54	93.607	192.331	105,47
BANGLADESH	260	-	-	5.000	-	-
IRAN (ISLAMIC REPUBLIC OF)	20.293	5.541	-72,70	10.077	20.100	99,47
SAUDI ARABIA	675	3	-99,56	23.400	100	-99,57
JORDAN	-	7	-	-	50	-
OMAN	-	118	-	-	1.500	-
TURKEY	-	96	-	-	16.486	-
UNITED ARAB EMIRATES	9.023	34.305	280,19	288.653	587.326	103,47
QATAR	-	2	-	-	70	-
EGYPT	-	1	-	-	2.400	-
SENEGAL	16.420	0	-100,00	24.201.400	908	-100,00
SOUTH AFRICA	-	434	-	-	10.500	-
AUSTRALIA	9.620	1.401	-85,44	297.630	329.283	10,64
NEW ZEALAND	-	10.000	-	-	20.709	-
SOLOMON ISLANDS	14	11	-21,77	826	126	-84,78
EAST TIMOR	-	1	-	-	3	-
UNITED STATES	46.872	31.674	-32,42	4.455.351	11.658.977	161,68
CANADA	714	9.317	1.204,46	103.606	955.233	821,99
MEXICO	35	-	-	5.363	-	-
ARGENTINA	-	2.280	-	-	314.700	-
PUERTO RICO	1	14	1.212,50	136	11.969	8.726,39
UNITED KINGDOM	6.203	9.770	57,50	2.195.869	2.667.951	21,50
NETHERLANDS	112	647	478,11	2.300	31.635	1.275,43
FRANCE	4.553	1.991	-56,28	2.174.329	1.726.847	-20,58
GERMANY, FED. REP. OF	-	319	-	-	5.700	-
BELGIUM	-	6	-	-	825	-
DENMARK	-	1	-	-	1.000	-
NORWAY	1.087	-	-	6.685	-	-
IRELAND	-	85	-	-	1.500	-
ITALY	2.673	5	-99,81	157.044	1.000	-99,36
SPAIN	140	341	144,40	161.871	302.779	87,05
GREECE	-	5	-	-	100	-
HUNGARY	-	17	-	-	600	-
POLAND	79	10	-87,18	48.430	11.534	-76,18
ROMANIA	3.226	97	-96,99	47.262	4.000	-91,54
CZECH REPUBLIC	-	1	-	-	100	-
RUSSIA FEDERATION	551	2	-99,64	99.703	600	-99,40
SUKU CADANG MESIN KENDARAAN RODA DUA DAN TIGA	**3.929.838**	**3.562.530**	**-9,35**	**48.795.982**	**51.946.792**	**6,46**
JAPAN	52.893	356	-99,33	713.593	7.598	-98,94
TAIWAN	-	295	-	-	3.667	-
CHINA	-	54	-	-	1.066	-
THAILAND	27.217	3.063	-88,75	504.879	42.880	-91,51
PHILIPPINES	933.600	198.631	-78,72	10.269.160	2.371.220	-76,91
MALAYSIA	1.355.490	1.583.057	16,79	17.631.913	21.628.785	22,67
CAMBODIA	165.760	206.080	24,32	1.815.960	2.268.431	24,92
BRUNEI DARUSSALAM	15	-	-	36	-	-
VIET NAM	518.625	902.400	74,00	6.856.907	11.474.995	67,35
UNITED STATES	-	191.520	-	-	4.705.046	-
COLOMBIA	584.156	-	-	5.178.143	-	-
FRANCE	292.082	477.074	63,34	5.825.392	9.443.103	62,10
SEPEDA DAN SEJENISNYA	**3.192.978**	**3.243.369**	**1,58**	**50.285.909**	**58.078.837**	**15,50**
JAPAN	46.082	72.451	57,22	633.010	1.080.578	70,70

https://www.bps.go.id

TABEL 6. PERKEMBANGAN EKSPOR INDONESIA MENURUT KOMODITI DAN NEGARA TUJUAN
JANUARI - MARET 2021 DAN 2022

KOMODITI / NEGARA TUJUAN	BERAT BERSIH (KG)		PERUB	NILAI FOB (US $)		PERUB
	JAN-MAR 2021	JAN-MAR 2022	%	JAN-MAR 2021	JAN-MAR 2022	%
(1)	(2)	(3)	(4)	(5)	(6)	(7)
HONG KONG	1.434	23	-98,42	43.532	1.062	-97,56
KOREA, REPUBLIC OF	15.131	2.747	-81,84	505.793	315.432	-37,64
TAIWAN	155	76	-50,71	11.049	2.587	-76,58
CHINA	3.441	9.595	178,82	114.174	387.993	239,83
THAILAND	1.270	-	-	16.931	-	-
SINGAPORE	65.110	18.164	-72,10	1.446.038	466.128	-67,77
PHILIPPINES	7.790	7.472	-4,07	166.651	178.068	6,85
MALAYSIA	105.623	12.025	-88,62	2.395.584	704.221	-70,60
MYANMAR	-	497	-	-	7.374	-
BRUNEI DARUSSALAM	733	-	-	16.255	-	-
NEPAL	1.295	-	-	27.313	-	-
BHUTAN	1.210	1.110	-8,30	16.765	18.648	11,23
VIET NAM	2.141	66.809	3.019,97	30.682	448.215	1.360,83
INDIA	47.375	48.368	2,10	612.838	843.427	37,63
SRI LANKA	309	494	59,70	7.548	19.546	158,96
IRAN (ISLAMIC REPUBLIC OF)	3.223	-	-	51.329	-	-
SAUDI ARABIA	14	-	-	585	-	-
ISRAEL	89.940	24.745	-72,49	1.331.007	489.633	-63,21
UNITED ARAB EMIRATES	2.860	4.100	43,37	34.840	253.485	627,57
QATAR	2.170	-	-	26.848	-	-
CYPRUS	-	2.740	-	-	27.240	-
TOGO	228	-	-	264	-	-
AUSTRALIA	96.154	90.566	-5,81	2.657.891	3.024.962	13,81
NEW ZEALAND	44.179	60.274	36,43	967.207	1.255.811	29,84
NEW CALEDONIA	1.020	206	-79,76	28.758	7.720	-73,16
EAST TIMOR	15.995	25.782	61,19	46.064	43.595	-5,36
UNITED STATES	572.612	562.847	-1,71	12.039.254	13.349.142	10,88
CANADA	72.706	211.072	190,31	1.626.699	4.395.080	170,18
MEXICO	13.532	3.274	-75,81	427.806	83.526	-80,48
CHILE	13.916	17.280	24,17	676.390	587.116	-13,20
ARGENTINA	2.135	1.990	-6,76	66.476	66.163	-0,47
COLOMBIA	3.290	-	-	52.762	-	-
BOLIVIA	1.305	3.389	159,61	17.025	56.837	233,85
ECUADOR	26.824	-	-	577.637	-	-
PERU	1.298	1.284	-1,12	46.255	88.961	92,33
TRINIDAD AND TOBAGO	390	-	-	6.879	-	-
DOMINICAN REPUBLIC	1.314	-	-	17.057	-	-
UNITED KINGDOM	526.115	396.061	-24,72	7.009.131	7.529.618	7,43
NETHERLANDS	105.244	96.146	-8,65	1.997.635	2.411.278	20,71
FRANCE	54	17	-68,52	825	861	4,41
GERMANY, FED. REP. OF	140.847	130.156	-7,59	1.716.812	2.038.380	18,73
AUSTRIA	110.828	133.319	20,29	1.456.169	2.354.792	61,71
BELGIUM	25	-	-	3.000	-	-
SWITZERLAND	6.432	14	-99,78	51.064	435	-99,15
MONACO	3.774	25.844	584,84	56.643	426.997	653,84
DENMARK	374.596	466.168	24,45	3.943.158	5.809.910	47,34
NORWAY	33.918	73.442	116,53	337.437	919.213	172,41
SWEDEN	125.858	250.410	98,96	1.155.085	3.098.326	168,23
FINLAND	199.535	129.773	-34,96	1.952.760	1.601.137	-18,01
IRELAND	18	119	558,33	956	5.736	500,00
ITALY	2.252	6.508	188,95	52.701	63.199	19,92
SPAIN	56.281	28.790	-48,85	580.020	383.544	-33,87
GREECE	3.887	4.690	20,66	57.121	79.426	39,05
POLAND	44.212	13.499	-69,47	876.829	294.624	-66,40
UKRAINE	15.077	4.442	-70,54	280.903	132.245	-52,92
ESTONIA	62.962	101.799	61,68	631.188	992.098	57,18
CROATIA	11.014	2.599	-76,41	230.301	79.799	-65,35
SLOVAKIA	-	7.049	-	-	141.323	-
SLOVENIA	65.024	103.549	59,25	565.096	1.200.368	112,42
CZECH REPUBLIC	13.106	14.981	14,31	203.287	241.979	19,03
REP. OF MACEDONIA	1.270	1.322	4,07	17.232	20.700	20,12
RUSSIA FEDERATION	26.447	3.293	-87,55	367.364	50.299	-86,31
LOKOMOTIF DAN GERBONG KERETA SERTA KELENGKAPANNYA	**2.207.297**	**278.081**	**-87,40**	**4.090.287**	**1.914.475**	**-53,19**
JAPAN	-	300	-	-	21.316	-
CHINA	1.438	2.006	39,48	25.730	37.967	47,56
SINGAPORE	99	63	-36,53	10.180	9.154	-10,09
INDIA	3.547	14.066	296,61	69.490	275.908	297,05
BANGLADESH	-	2	-	-	10	-
AUSTRALIA	1.692	1.615	-4,51	36.646	36.756	0,30
EAST TIMOR	-	393	-	-	1.295	-
UNITED STATES	720.165	241.609	-66,45	1.732.741	1.486.984	-14,18
CANADA	1.116.124	15.063	-98,65	1.657.500	31.200	-98,12
MEXICO	364.232	-	-	558.000	-	-
NETHERLANDS	-	40	-	-	250	-
SWITZERLAND	-	1.252	-	-	1.941	-
KAZAKHSTAN	-	1.672	-	-	11.694	-
SUKU CADANG KENDARAAN BERMOTOR	**246.245**	**157.802**	**-35,92**	**1.409.868**	**496.981**	**-64,75**
JAPAN	110	116	5,70	1.656	1.939	17,11
HONG KONG	113	8	-92,94	5.368	33	-99,39
KOREA, REPUBLIC OF	244	34	-85,98	2.971	498	-83,25
TAIWAN	2	5	169,74	57	77	35,23
CHINA	2	-	-	1.758	-	-

https://www.bps.go.id

TABEL 6. PERKEMBANGAN EKSPOR INDONESIA MENURUT KOMODITI DAN NEGARA TUJUAN
JANUARI - MARET 2021 DAN 2022

KOMODITI / NEGARA TUJUAN	BERAT BERSIH (KG)		PERUB	NILAI FOB (US $)		PERUB
	JAN-MAR 2021	JAN-MAR 2022	%	JAN-MAR 2021	JAN-MAR 2022	%
(1)	(2)	(3)	(4)	(5)	(6)	(7)
THAILAND	61.171	79	-99,87	779.234	8.425	-98,92
SINGAPORE	4.713	2.944	-37,53	194.677	13.380	-93,13
PHILIPPINES	51	3.000	5.766,25	1.176	163	-86,09
MALAYSIA	1.614	698	-56,74	42.534	20.237	-52,42
BRUNEI DARUSSALAM	-	50	-	-	190	-
VIET NAM	21	3.272	15.822,00	326	28.015	8.502,83
INDIA	-	14	-	-	1.174	-
KUWAIT	15	-	-	190	-	-
OMAN	101.400	33	-99,97	143.295	120	-99,92
UNITED ARAB EMIRATES	66.764	82.091	22,96	94.391	108.564	15,01
BAHRAIN	1.633	-	-	16.670	-	-
LIBERIA	-	47.600	-	-	151.126	-
NIGERIA	-	292	-	-	12.000	-
AUSTRALIA	701	6.744	862,11	6.354	45.963	623,40
KIRIBATI	-	404	-	-	2.380	-
EAST TIMOR	2.792	5.475	96,13	10.355	3.241	-68,70
UNITED STATES	3.850	4.204	9,19	95.728	88.956	-7,07
CANADA	30	-	-	286	-	-
MEXICO	39	197	400,00	478	2.759	477,68
PANAMA	-	3	-	-	38	-
BRAZIL	1	-	-	17	-	-
PERU	0	-	-	16	-	-
UNITED KINGDOM	-	13	-	-	191	-
FRANCE	513	13	-97,44	6.445	191	-97,03
GERMANY, FED. REP. OF	431	502	16,42	5.420	7.207	32,96
BELGIUM	2	-	-	79	-	-
RUSSIA FEDERATION	32	8	-75,00	388	115	-70,43
PERAHU LAYAR DAN SEJENISNYA	**175.022**	**223.263**	**27,56**	**1.873.893**	**2.874.068**	**53,37**
JAPAN	107	1.200	1.021,50	7.860	22.784	189,87
CHINA	-	1	-	-	1	-
SINGAPORE	650	2.515	286,96	27.701	58.891	112,59
PHILIPPINES	6.000	-	-	52.131	-	-
MALAYSIA	21.000	6.480	-69,14	16.800	53.881	220,72
UNITED ARAB EMIRATES	4	-	-	6.286	-	-
AUSTRALIA	9.504	18.194	91,45	108.727	417.139	283,66
NEW ZEALAND	823	-	-	4.253	-	-
EAST TIMOR	-	1.265	-	-	1.772	-
UNITED STATES	93.664	117.011	24,93	981.140	1.281.521	30,62
CANADA	-	24.838	-	-	231.614	-
UNITED KINGDOM	-	650	-	-	22.359	-
FRANCE	760	-	-	18.155	-	-
GERMANY, FED. REP. OF	16.319	15.803	-3,16	380.844	414.285	8,78
DENMARK	25.935	35.170	35,61	255.368	365.521	43,13
SWEDEN	-	136	-	-	4.300	-
ITALY	257	-	-	14.630	-	-
KERETA BAYI	**3.344**	**13.840**	**313,90**	**10.999**	**39.920**	**262,94**
CHINA	7	84	1.192,31	35	862	2.327,97
PAPUA NEW GUINEA	-	96	-	-	474	-
SINGAPORE	10	20	98,90	20	29	45,00
PHILIPPINES	178	400	124,65	535	643	20,26
VIET NAM	-	3	-	-	205	-
UNITED ARAB EMIRATES	120	-	-	600	-	-
AUSTRALIA	21	66	208,99	396	66	-83,34
EAST TIMOR	3.008	13.171	337,89	9.412	37.641	299,91
INDUSTRI LAINNYA	**36.554**	**17.195**	**-52,96**	**418.379**	**177.270**	**-57,63**
JAPAN	27.626	16.561	-40,05	238.897	162.356	-32,04
CHINA	-	0	-	-	1	-
THAILAND	-	528	-	-	14.154	-
SINGAPORE	-	15	-	-	220	-
PHILIPPINES	5.626	-	-	110.916	-	-
CAMBODIA	350	-	-	2.268	-	-
VIET NAM	2.522	-	-	52.104	-	-
INDIA	315	-	-	13.884	-	-
EAST TIMOR	115	64	-44,35	310	143	-53,87
BRAZIL	-	27	-	-	396	-
ALAT ANGKUTAN LAINNYA	**978**	**16**	**-98,37**	**5.954**	**111**	**-98,14**
HONG KONG	-	11	-	-	105	-
AUSTRALIA	748	-	-	5.750	-	-
EAST TIMOR	230	4	-98,26	204	2	-99,02
UNITED STATES	-	1	-	-	4	-
FURNITUR DARI KAYU	**131.139.579**	**136.921.891**	**4,41**	**493.978.896**	**581.733.191**	**17,76**
JAPAN	15.836.814	14.663.634	-7,41	36.538.324	36.900.157	0,99
HONG KONG	106.317	95.608	-10,07	641.324	459.104	-28,41
KOREA, REPUBLIC OF	2.457.748	1.857.680	-24,42	7.615.734	6.536.381	-14,17
TAIWAN	2.297.511	2.570.511	11,88	5.824.107	6.476.326	11,20
CHINA	966.621	826.592	-14,49	3.754.319	3.160.023	-15,83
PAPUA NEW GUINEA	-	1	-	-	15	-
THAILAND	143.857	240.647	67,28	380.972	689.911	81,09
SINGAPORE	595.746	975.830	63,80	1.902.757	2.648.849	39,21
PHILIPPINES	163.052	174.047	6,74	249.074	435.138	74,70

https://www.bps.go.id

TABEL 6. PERKEMBANGAN EKSPOR INDONESIA MENURUT KOMODITI DAN NEGARA TUJUAN
JANUARI - MARET 2021 DAN 2022

KOMODITI / NEGARA TUJUAN	BERAT BERSIH (KG)		PERUB	NILAI FOB (US $)		PERUB
	JAN-MAR 2021	JAN-MAR 2022	%	JAN-MAR 2021	JAN-MAR 2022	%
(1)	(2)	(3)	(4)	(5)	(6)	(7)
MALAYSIA	2.780.706	3.147.085	13,18	4.128.621	5.415.531	31,17
CAMBODIA	2.366	21.590	812,52	4.445	102.218	2.199,62
BRUNEI DARUSSALAM	100.180	136.771	36,53	66.676	168.463	152,66
NEPAL	3.898	-	-	5.994	-	-
VIET NAM	353.246	119.397	-66,20	296.229	280.668	-5,25
MALDIVES	320.846	420.181	30,96	1.318.539	1.944.311	47,46
INDIA	380.553	301.232	-20,84	1.249.803	864.606	-30,82
BANGLADESH	2.213	94	-95,75	37.160	2	-100,00
SRI LANKA	1.857	1.295	-30,25	2.091	11.713	460,30
IRAQ	8.392	4.523	-46,10	9.001	52.267	480,65
IRAN (ISLAMIC REPUBLIC OF)	-	7.182	-	-	11.902	-
SAUDI ARABIA	669.465	443.482	-33,76	2.114.379	1.604.277	-24,13
ISRAEL	210.707	227.465	7,95	1.004.701	929.847	-7,45
KUWAIT	136.766	27.446	-79,93	365.748	74.891	-79,52
JORDAN	4.986	9.329	87,11	76.558	154.658	102,01
LEBANON	1.146	-	-	9.675	-	-
OMAN	45.259	43.368	-4,18	129.838	85.061	-34,49
TURKEY	98.829	243.276	146,16	505.804	1.562.206	208,86
UNITED ARAB EMIRATES	693.063	660.137	-4,75	3.141.025	3.574.986	13,82
QATAR	41.373	38.374	-7,25	271.166	332.016	22,44
BAHRAIN	7.900	16.770	112,28	32.628	33.245	1,89
CYPRUS	1.949	29.913	1.434,83	13.503	170.141	1.160,03
EGYPT	5.061	3.550	-29,86	36.099	10.378	-71,25
MOROCCO	12.303	5.974	-51,44	30.926	18.592	-39,88
TUNISIA	7.810	14.384	84,18	36.608	40.668	11,09
SUDAN	11.250	-	-	4.484	-	-
NAMIBIA	3.950	-	-	4.906	-	-
TANZANIA, UNITED REP. OF	40.631	168.150	313,85	64.478	748.400	1.060,70
KENYA	-	5.379	-	-	18.592	-
REUNION	369.306	257.331	-30,32	909.792	720.468	-20,81
MOZAMBIQUE	1.450	-	-	10.734	-	-
BOTSWANA	-	2.757	-	-	26.931	-
TOGO	33.287	16.872	-49,31	47.629	24.874	-47,78
GHANA	3.186	1.757	-44,87	21.788	13.338	-38,78
ANGOLA	5.096	5.473	7,40	44.254	43.249	-2,27
CONGO	267	-	-	3.037	-	-
CAMEROON	-	5.254	-	-	5.644	-
NIGERIA	1.825	9.924	443,80	3.752	196.944	5.149,03
SIERRA LEONE	177	-	-	1.487	-	-
COTE D'IVOIRE	-	19.456	-	-	103.195	-
SENEGAL	-	80	-	-	2.944	-
SEYCHELLES	4.360	31.666	626,24	49.087	251.572	412,50
DJIBOUTI	21.394	135.145	531,71	27.991	146.512	423,42
SOUTH AFRICA	364.242	351.128	-3,60	1.206.975	1.006.144	-16,64
MAURITIUS	304.087	223.554	-26,48	590.396	342.069	-42,06
MAYOTTE	16.638	-	-	32.397	-	-
AUSTRALIA	3.584.315	3.862.707	7,77	15.661.743	18.179.299	16,07
NEW ZEALAND	484.530	402.549	-16,92	1.922.088	1.847.178	-3,90
GUAM	8.237	11.088	34,61	25.298	32.949	30,24
NEW CALEDONIA	54.776	61.066	11,48	160.681	159.142	-0,96
NORTHERN MARIANA ISLANDS	2.000	2.000	0,00	7.308	4.932	-32,51
VANUATU	3.200	-	-	894	-	-
WALLIS AND FUTUNA ISLANDS	5.166	2.245	-56,54	25.416	4.490	-82,33
AMERICAN SAMOA	2.067	-	-	15.437	-	-
FIJI	1.740	5.547	218,79	25.492	9.674	-62,05
EAST TIMOR	249.326	515.753	106,86	169.789	444.473	161,78
UNITED STATES	62.825.715	66.860.650	6,42	280.265.454	333.354.114	18,94
CANADA	1.522.263	1.758.612	15,53	5.905.289	7.796.841	32,03
MEXICO	205.289	236.694	15,30	1.174.996	1.380.063	17,45
GUATEMALA	34.085	21.178	-37,87	130.158	95.955	-26,28
PANAMA	32.151	11.101	-65,47	218.753	56.158	-74,33
CURACAO	-	102	-	-	1.114	-
SURINAME	-	13.595	-	-	16.018	-
CHILE	154.864	282.010	82,10	791.250	1.456.443	84,07
VENEZUELA	-	1.035	-	-	9.996	-
ARGENTINA	9.693	28.197	190,91	32.965	124.457	277,55
BRAZIL	14.643	8.635	-41,03	24.116	32.135	33,25
COLOMBIA	12.265	12.436	1,40	49.034	60.669	23,73
URUGUAY	25.131	14.841	-40,95	89.871	56.459	-37,18
PARAGUAY	1.080	-	-	5.642	-	-
ECUADOR	2.828	4.588	62,25	19.463	45.799	135,31
PERU	25.047	6.159	-75,41	181.925	46.220	-74,59
TRINIDAD AND TOBAGO	-	7.863	-	-	23.575	-
BAHAMAS	1.405	-	-	4.380	-	-
JAMAICA	3.263	7.419	127,36	16.399	24.481	49,29
PUERTO RICO	61.583	81.914	33,01	191.359	208.490	8,95
BELIZE	-	2.162	-	-	19.559	-
DOMINICAN REPUBLIC	72.251	95.814	32,61	148.322	411.525	177,45
EL SALVADOR	-	118	-	-	245	-
COSTA RICA	15.469	46.052	197,71	55.297	234.122	323,39
HAITI	23.478	-	-	40.540	-	-
BARBADOS	3.849	3.900	1,33	19.924	55.488	178,49
ANTIGUA AND BARBUDA	2.366	3.325	40,53	1.500	20.866	1.291,03
ARUBA	27.904	40.085	43,65	80.080	124.929	56,01
CAYMAN ISLANDS	4.205	9.082	115,99	14.801	37.747	155,03

https://www.bps.go.id

TABEL 6. PERKEMBANGAN EKSPOR INDONESIA MENURUT KOMODITI DAN NEGARA TUJUAN
JANUARI - MARET 2021 DAN 2022

KOMODITI / NEGARA TUJUAN	BERAT BERSIH (KG)		PERUB	NILAI FOB (US $)		PERUB
	JAN-MAR 2021	JAN-MAR 2022	%	JAN-MAR 2021	JAN-MAR 2022	%
(1)	(2)	(3)	(4)	(5)	(6)	(7)
FRENCH GUIANA	19.374	11.637	-39,94	59.415	33.993	-42,79
FRENCH POLYNESIA	71.415	35.467	-50,34	299.625	142.256	-52,52
MARTINIQUE	59.263	59.127	-0,23	183.321	196.194	7,02
NETHERLANDS ANTILLES	22.989	47.293	105,72	45.406	235.811	419,33
GUADELOUPE	91.051	162.512	78,48	284.824	627.975	120,48
VIRGIN ISLANDS (BRITISH)	4.455	2.951	-33,76	26.667	15.626	-41,40
U.S. VIRGIN ISLANDS	1.659	5.432	227,44	12.388	38.062	207,25
UNITED KINGDOM	7.275.700	6.809.076	-6,41	14.874.849	15.775.134	6,05
NETHERLANDS	7.032.389	7.130.429	1,39	24.971.495	27.972.596	12,02
FRANCE	4.261.972	4.438.786	4,15	10.985.501	14.274.154	29,94
GERMANY, FED. REP. OF	4.250.394	4.600.337	8,23	19.950.121	23.256.863	16,58
AUSTRIA	171.032	150.761	-11,85	860.698	799.141	-7,15
BELGIUM	4.144.524	4.503.189	8,65	18.162.001	20.969.938	15,46
SWITZERLAND	6.444	6.596	2,36	50.900	26.000	-48,92
DENMARK	626.881	1.022.566	63,12	3.811.993	6.126.557	60,72
NORWAY	138.449	158.817	14,71	777.781	1.252.647	61,05
SWEDEN	588.924	743.399	26,23	3.081.338	4.364.000	41,63
FINLAND	94.451	70.517	-25,34	345.933	221.353	-36,01
IRELAND	119.116	115.111	-3,36	415.332	617.813	48,75
ITALY	921.658	1.095.375	18,85	4.431.473	7.227.930	63,10
SPAIN	1.065.499	1.531.520	43,74	4.212.861	7.433.195	76,44
PORTUGAL	67.563	73.660	9,02	260.861	345.514	32,45
ICELAND	7.796	215	-97,24	4.875	980	-79,90
GREECE	177.701	459.627	158,65	692.789	2.286.159	229,99
HUNGARY	251	-	-	1.218	-	-
POLAND	404.362	339.992	-15,92	1.206.816	1.117.357	-7,41
ROMANIA	15.546	54.634	251,43	124.448	315.589	153,59
BULGARIA	23.615	42.180	78,62	72.130	125.197	73,57
ALBANIA	1.000	22.671	2.167,09	3.978	82.968	1.985,92
KAZAKHSTAN	-	417	-	-	4.714	-
UKRAINE	21.772	14.454	-33,61	203.207	73.694	-63,73
LITHUANIA	7.419	19.006	156,20	36.390	134.610	269,91
LATVIA	6.544	42.243	545,48	39.080	138.663	254,82
ESTONIA	8.831	8.980	1,69	57.317	83.089	44,96
GEORGIA	6.914	6.138	-11,22	50.945	42.225	-17,12
CROATIA	33.259	35.186	5,80	66.696	131.246	96,78
MALTA	-	10.362	-	-	35.533	-
SLOVENIA	58.000	55.544	-4,23	284.647	168.563	-40,78
CZECH REPUBLIC	41.386	22.825	-44,85	77.483	70.208	-9,39
RUSSIA FEDERATION	166.220	31.041	-81,33	639.409	194.618	-69,56
MONTENEGRO	7.893	-	-	20.005	-	-
FURNITUR DARI ROTAN ATAU BAMBU	**7.496.607**	**7.993.683**	**6,63**	**47.506.335**	**64.484.338**	**35,74**
JAPAN	592.034	495.180	-16,36	3.618.700	3.276.696	-9,45
HONG KONG	1.946	5.648	190,29	8.335	29.524	254,21
KOREA, REPUBLIC OF	20.360	27.046	32,83	132.911	198.409	49,28
TAIWAN	70.063	80.809	15,34	263.999	327.735	24,14
CHINA	52.014	74.313	42,87	425.583	501.801	17,91
PAPUA NEW GUINEA	3.248	10	-99,69	14.554	1.775	-87,81
THAILAND	4.654	1.410	-69,70	39.739	635	-98,40
SINGAPORE	30.273	23.521	-22,30	193.880	206.824	6,68
PHILIPPINES	45	245	440,74	101	3.583	3.461,80
MALAYSIA	49.898	34.995	-29,87	219.066	177.496	-18,98
CAMBODIA	-	801	-	-	5.202	-
BRUNEI DARUSSALAM	-	1.899	-	-	12.960	-
VIET NAM	2.195	-	-	33.283	-	-
MALDIVES	371	15.304	4.023,90	4.839	60.263	1.145,49
INDIA	14.116	4.499	-68,13	56.580	35.631	-37,02
PAKISTAN	-	7.675	-	-	3.045	-
SRI LANKA	35	1.062	2.934,29	98	150	53,85
IRAN (ISLAMIC REPUBLIC OF)	-	4.666	-	-	28.866	-
SAUDI ARABIA	60.266	44.465	-26,22	187.053	148.862	-20,42
ISRAEL	111.160	33.096	-70,23	878.137	144.758	-83,52
KUWAIT	7.469	9.755	30,60	58.931	57.497	-2,43
JORDAN	465	-	-	7.959	-	-
OMAN	6.101	25	-99,59	60.027	800	-98,67
TURKEY	20.044	53.841	168,61	98.631	251.967	155,46
UNITED ARAB EMIRATES	85.226	42.903	-49,66	479.368	422.563	-11,85
QATAR	3.696	4.288	16,02	39.106	66.086	68,99
BAHRAIN	3.244	-	-	25.539	-	-
CYPRUS	780	1.983	154,39	2.632	17.596	568,56
EGYPT	2.105	-	-	1.496	-	-
MOROCCO	906	-	-	7.048	-	-
TANZANIA, UNITED REP. OF	-	2.037	-	-	53.869	-
MADAGASCAR	2.635	1.200	-54,46	3.796	8.800	131,80
KENYA	2.886	702	-75,67	9.070	4.900	-45,98
REUNION	10.177	14.475	42,24	42.584	74.331	74,55
GHANA	-	494	-	-	3.876	-
GABON	-	299	-	-	1.975	-
COTE D'IVOIRE	-	1.448	-	-	9.606	-
SEYCHELLES	3.076	1.244	-59,55	9.970	12.557	25,95
NIGER	-	2.520	-	-	9.328	-
SOUTH AFRICA	23.150	22.460	-2,98	153.366	174.700	13,91
MAURITIUS	2.312	4.049	75,09	16.304	22.114	35,63
MAYOTTE	140	-	-	359	-	-

https://www.bps.go.id

TABEL 6. PERKEMBANGAN EKSPOR INDONESIA MENURUT KOMODITI DAN NEGARA TUJUAN
JANUARI - MARET 2021 DAN 2022

KOMODITI / NEGARA TUJUAN	BERAT BERSIH (KG)		PERUB	NILAI FOB (US $)		PERUB
	JAN-MAR 2021	JAN-MAR 2022	%	JAN-MAR 2021	JAN-MAR 2022	%
(1)	(2)	(3)	(4)	(5)	(6)	(7)
AUSTRALIA	836.552	662.334	-20,83	4.403.352	4.645.092	5,49
NEW ZEALAND	30.061	29.915	-0,48	209.454	256.026	22,24
NEW CALEDONIA	4.655	732	-84,27	25.069	3.440	-86,28
AMERICAN SAMOA	84	-	-	330	-	-
EAST TIMOR	8.449	375	-95,56	14.482	2.975	-79,46
UNITED STATES	2.334.572	3.388.646	45,15	21.517.278	35.596.942	65,43
CANADA	52.817	49.614	-6,06	400.088	452.012	12,98
MEXICO	27.167	33.773	24,32	86.090	202.359	135,06
GUATEMALA	2.190	1.202	-45,11	10.932	5.393	-50,67
PANAMA	333	1.131	239,64	7.488	34.881	365,82
SURINAME	-	38	-	-	385	-
CHILE	6.528	28.899	342,67	42.513	184.503	333,99
ARGENTINA	19.315	14.448	-25,20	61.844	112.433	81,80
BRAZIL	2.700	5.522	104,53	10.290	38.901	278,04
COLOMBIA	1.925	6.815	254,08	15.996	55.116	244,57
URUGUAY	5.214	2.211	-57,60	45.144	11.100	-75,41
PARAGUAY	22	-	-	84	-	-
ECUADOR	-	203	-	-	3.894	-
PERU	32	-	-	254	-	-
PUERTO RICO	4.366	-	-	21.791	-	-
DOMINICAN REPUBLIC	3.339	9.200	175,50	30.005	77.974	159,87
COSTA RICA	5.417	2.171	-59,92	62.093	16.660	-73,17
BARBADOS	1.368	-	-	7.836	-	-
ANTIGUA AND BARBUDA	-	372	-	-	2.076	-
ARUBA	1.179	1.209	2,55	2.152	2.372	10,22
CAPE VERDE	-	3.600	-	-	11.475	-
CAYMAN ISLANDS	-	1.350	-	-	1.833	-
FRENCH GUIANA	1.077	394	-63,46	4.762	3.021	-36,55
FRENCH POLYNESIA	2.423	937	-61,32	11.670	3.244	-72,20
MARTINIQUE	4.939	3.671	-25,67	12.987	12.123	-6,65
NETHERLANDS ANTILLES	275	1.474	436,16	361	7.575	1.998,28
GUADELOUPE	5.242	3.003	-42,72	30.768	18.050	-41,34
VIRGIN ISLANDS (BRITISH)	229	-	-	891	-	-
U.S. VIRGIN ISLANDS	-	683	-	-	6.068	-
UNITED KINGDOM	169.031	243.823	44,25	909.425	1.523.815	67,56
NETHERLANDS	703.178	344.623	-50,99	1.532.402	1.188.652	-22,43
FRANCE	348.513	464.102	33,17	1.674.149	2.753.504	64,47
GERMANY, FED. REP. OF	184.600	218.908	18,58	904.951	1.307.879	44,52
AUSTRIA	1.724	1.479	-14,18	11.109	6.704	-39,66
BELGIUM	294.873	314.250	6,57	1.755.057	2.199.502	25,32
SWITZERLAND	1	12	733,33	153	227	48,08
DENMARK	165.116	223.011	35,06	1.410.722	1.902.444	34,86
NORWAY	13.172	34.084	158,75	76.133	192.766	153,20
SWEDEN	184.961	115.304	-37,66	1.137.226	815.411	-28,30
FINLAND	69.041	48.617	-29,58	366.290	245.416	-33,00
IRELAND	340	2.364	595,30	1.837	21.346	1.061,98
ITALY	59.825	136.139	127,56	460.059	1.219.633	165,10
SPAIN	142.694	199.111	39,54	821.041	1.266.358	54,24
PORTUGAL	46.558	17.809	-61,75	161.401	84.122	-47,88
GREECE	19.040	35.295	85,37	88.607	248.950	180,96
HUNGARY	6.924	3.840	-44,54	21.711	6.400	-70,52
POLAND	82.452	61.518	-25,39	383.226	357.488	-6,72
ROMANIA	17.827	32.320	81,30	88.402	223.449	152,77
BULGARIA	20.688	33.142	60,20	66.302	121.930	83,90
ALBANIA	-	3.865	-	-	28.221	-
KAZAKHSTAN	3.330	370	-88,89	9.550	9.366	-1,93
UKRAINE	27.097	-	-	78.706	-	-
LITHUANIA	27.600	1.177	-95,74	112.351	3.552	-96,84
LATVIA	2.245	184	-91,81	6.232	3.656	-41,34
ESTONIA	1.875	-	-	10.185	-	-
GEORGIA	22	-	-	120	-	-
CROATIA	3.565	-	-	10.400	-	-
SLOVENIA	2.620	200	-92,37	13.206	457	-96,54
CZECH REPUBLIC	4.504	158	-96,49	4.138	496	-88,00
RUSSIA FEDERATION	343.599	183.692	-46,54	1.260.415	627.896	-50,18
SERBIA	33	-	-	1.786	-	-
FURNITUR DARI LOGAM	**8.612.228**	**8.643.509**	**0,36**	**48.652.893**	**61.357.746**	**26,11**
JAPAN	248.000	312.309	25,93	1.358.296	2.192.793	61,44
HONG KONG	5.729	1.013	-82,31	38.759	4.587	-88,16
KOREA, REPUBLIC OF	14.079	30.795	118,73	125.680	232.840	85,26
TAIWAN	16.196	14.514	-10,38	60.401	57.528	-4,76
CHINA	32.576	7.651	-76,51	163.460	50.828	-68,90
MACAU	116	-	-	2.085	-	-
THAILAND	14.533	17.764	22,23	95.244	141.083	48,13
SINGAPORE	66.167	63.257	-4,40	311.482	331.499	6,43
PHILIPPINES	14.997	3.012	-79,91	55.330	7.988	-85,56
MALAYSIA	86.383	79.191	-8,33	342.337	306.249	-10,54
CAMBODIA	-	1.310	-	-	9.816	-
VIET NAM	5.788	12.122	109,43	18.817	40.360	114,48
MALDIVES	1.763	2.309	30,93	49.662	23.471	-52,74
INDIA	1.977	3.176	60,67	23.291	50.221	115,62
BANGLADESH	94	1.565	1.564,93	1.580	21.951	1.289,38
SRI LANKA	-	8.497	-	-	47.049	-
IRAN (ISLAMIC REPUBLIC OF)	-	194	-	-	100	-

https://www.bps.go.id

TABEL 6. PERKEMBANGAN EKSPOR INDONESIA MENURUT KOMODITI DAN NEGARA TUJUAN
JANUARI - MARET 2021 DAN 2022

KOMODITI / NEGARA TUJUAN	BERAT BERSIH (KG)		PERUB	NILAI FOB (US $)		PERUB
	JAN-MAR 2021	JAN-MAR 2022	%	JAN-MAR 2021	JAN-MAR 2022	%
(1)	(2)	(3)	(4)	(5)	(6)	(7)
SAUDI ARABIA	22.084	15.267	-30,87	131.184	94.877	-27,68
ISRAEL	11.337	8.820	-22,20	91.135	54.859	-39,81
KUWAIT	15.052	13.798	-8,33	61.354	48.307	-21,27
JORDAN	58	30	-48,63	1.848	630	-65,91
LEBANON	204	1.076	427,59	2.562	6.300	145,90
TURKEY	20.120	21.067	4,70	231.991	185.540	-20,02
UNITED ARAB EMIRATES	31.241	42.933	37,42	304.205	575.452	89,17
QATAR	4.699	5.696	21,22	52.841	96.946	83,47
BAHRAIN	-	602	-	-	7.057	-
CYPRUS	366	5.095	1.293,45	5.200	58.642	1.027,74
MOROCCO	2.343	2.266	-3,28	15.945	16.654	4,44
TUNISIA	1.707	2.568	50,42	50.333	48.607	-3,43
TANZANIA, UNITED REP. OF	330	958	190,33	1.140	13.092	1.048,41
REUNION	2.780	345	-87,60	9.274	5.365	-42,15
GHANA	-	1.588	-	-	8.752	-
CONGO	4.176	-	-	43.819	-	-
NIGERIA	-	367	-	-	12.947	-
COTE D'IVOIRE	-	22.096	-	-	219.656	-
SEYCHELLES	4.310	-	-	25.394	-	-
SOUTH AFRICA	17.485	13.893	-20,54	145.204	142.451	-1,90
MAURITIUS	2.258	928	-58,89	18.367	7.293	-60,29
AUSTRALIA	187.530	264.807	41,21	1.497.345	2.245.874	49,99
NEW ZEALAND	39.736	34.448	-13,31	400.262	365.005	-8,81
GUAM	48	-	-	229	-	-
NEW CALEDONIA	432	80	-81,46	4.240	208	-95,09
SOLOMON ISLANDS	-	75	-	-	161	-
EAST TIMOR	92.435	151.730	64,15	48.865	98.260	101,08
UNITED STATES	5.778.474	5.032.020	-12,92	27.163.914	30.736.476	13,15
CANADA	44.764	89.597	100,16	484.638	918.815	89,59
MEXICO	17.078	25.562	49,68	92.129	232.120	151,95
GUATEMALA	78	96	23,08	2.532	884	-65,09
PANAMA	2.278	937	-58,87	25.040	3.230	-87,10
CURACAO	-	2.022	-	-	24.178	-
CHILE	3.112	7.888	153,46	22.837	50.411	120,74
VENEZUELA	-	3.203	-	-	44.966	-
ARGENTINA	2.097	1.517	-27,66	8.010	12.737	59,01
BRAZIL		62	-	-	150	-
COLOMBIA	4.181	2.485	-40,57	15.376	15.975	3,90
PERU	5.568	840	-84,91	22.785	5.974	-73,78
PUERTO RICO	11.667	9.027	-22,63	126.467	76.522	-39,49
DOMINICAN REPUBLIC	2.052	5.527	169,39	19.298	51.818	168,52
COSTA RICA	90	5.141	5.611,89	300	50.631	16.776,92
BARBADOS	-	1.100	-	-	6.369	-
ARUBA	-	54	-	-	213	-
CAYMAN ISLANDS	-	40	-	-	192	-
FRENCH POLYNESIA	1.148	42	-96,34	8.046	114	-98,59
MARTINIQUE	345	-	-	5.939	-	-
NETHERLANDS ANTILLES	252	593	135,02	736	2.756	274,51
GUADELOUPE	-	607	-	-	20.033	-
U.S. VIRGIN ISLANDS	-	181	-	-	2.555	-
UNITED KINGDOM	140.261	177.231	26,36	1.300.654	1.774.931	36,46
NETHERLANDS	426.698	526.314	23,35	3.248.016	4.324.998	33,16
FRANCE	187.888	197.205	4,96	1.161.022	1.517.943	30,74
GERMANY, FED. REP. OF	219.076	309.121	41,10	2.600.773	3.929.200	51,08
AUSTRIA	323	2.509	676,65	3.913	38.395	881,10
BELGIUM	467.759	584.505	24,96	3.734.800	4.909.112	31,44
SWITZERLAND	562	6.056	977,08	3.945	117.377	2.875,32
DENMARK	71.605	172.183	140,46	650.783	1.601.825	146,14
NORWAY	7.071	17.845	152,38	74.614	216.782	190,54
SWEDEN	57.386	49.472	-13,79	415.358	498.028	19,90
FINLAND	10.415	2.353	-77,41	108.028	20.681	-80,86
IRELAND	4.161	6.252	50,26	45.813	60.444	31,94
ITALY	15.535	56.688	264,91	195.752	568.243	190,29
SPAIN	89.393	97.016	8,53	655.580	914.486	39,49
PORTUGAL	1.459	5.850	301,06	13.458	24.680	83,38
GREECE	5.888	24.543	316,84	49.031	201.735	311,44
POLAND	12.490	20.864	67,05	106.367	170.194	60,01
ROMANIA	16.045	11.447	-28,66	178.819	127.592	-28,65
BULGARIA	1.368	-	-	2.750	-	-
KAZAKHSTAN	6.514	-	-	15.350	-	-
UKRAINE	9.044	-	-	87.240	-	-
LITHUANIA	7	3.569	54.812,62	46	32.691	70.736,40
LATVIA	9.137	12.289	34,49	151.420	196.416	29,72
GEORGIA	895	1.720	92,24	17.509	14.737	-15,83
SLOVENIA	310	127	-59,19	4.289	3.193	-25,55
CZECH REPUBLIC	2.480	-	-	214	-	-
RUSSIA FEDERATION	6.145	598	-90,28	40.142	5.650	-85,93
FURNITUR DARI PLASTIK	**3.890.965**	**4.437.310**	**14,04**	**19.013.890**	**25.337.386**	**33,26**
JAPAN	897.262	758.394	-15,48	2.267.484	2.209.461	-2,56
HONG KONG	3.490	1.836	-47,40	10.120	5.168	-48,93
KOREA, REPUBLIC OF	106.428	108.509	1,96	277.519	342.318	23,35
TAIWAN	164.230	55.523	-66,19	185.341	40.988	-77,89
CHINA	524.775	733.745	39,82	398.396	549.828	38,01
PAPUA NEW GUINEA	988	2	-99,80	4.457	1.265	-71,61

https://www.bps.go.id

TABEL 6. PERKEMBANGAN EKSPOR INDONESIA MENURUT KOMODITI DAN NEGARA TUJUAN
JANUARI - MARET 2021 DAN 2022

KOMODITI / NEGARA TUJUAN	BERAT BERSIH (KG)		PERUB	NILAI FOB (US $)		PERUB
	JAN-MAR 2021	JAN-MAR 2022	%	JAN-MAR 2021	JAN-MAR 2022	%
(1)	(2)	(3)	(4)	(5)	(6)	(7)
THAILAND	12.487	15.104	20,96	136.341	173.217	27,05
SINGAPORE	12.711	23.945	88,38	58.246	147.406	153,07
PHILIPPINES	1.422	598	-57,94	10.172	10.985	8,00
MALAYSIA	9.275	5.788	-37,59	26.528	102.803	287,52
NEPAL	42	-	-	114	-	-
VIET NAM	71.614	28.894	-59,65	480.763	209.091	-56,51
MALDIVES	3.437	9.134	165,76	24.057	215.175	794,45
INDIA	4.017	3.963	-1,35	47.453	47.002	-0,95
PAKISTAN	591	-	-	456	-	-
SRI LANKA	-	402	-	-	299	-
IRAQ	2.323	-	-	29.344	-	-
SAUDI ARABIA	7.947	3.030	-61,88	36.936	16.090	-56,44
ISRAEL	21.463	19.694	-8,24	59.487	51.102	-14,10
KUWAIT	1.115	242	-78,30	3.412	1.894	-44,51
JORDAN	-	146	-	-	1.709	-
TURKEY	35.276	56.119	59,08	165.691	564.041	240,42
UNITED ARAB EMIRATES	24.574	14.939	-39,21	215.240	126.525	-41,22
QATAR	-	1.243	-	-	40.092	-
BAHRAIN	2.454	119	-95,13	20.256	398	-98,03
CYPRUS	4.277	5.554	29,86	45.353	58.116	28,14
EGYPT	-	17	-	-	466	-
TANZANIA, UNITED REP. OF	-	75	-	-	447	-
SOMALIA	-	100	-	-	100	-
REUNION	-	438	-	-	4.970	-
TOGO	5	-	-	36	-	-
GHANA	510	-	-	1.065	-	-
GUINEA	8	-	-	10	-	-
CONGO	1	-	-	7	-	-
NIGERIA	-	600	-	-	3.500	-
COTE D'IVOIRE	3	-	-	21	-	-
SEYCHELLES	106	93	-12,18	3.051	4.810	57,65
SOUTH AFRICA	1.968	688	-65,03	23.449	7.422	-68,35
MAURITIUS	-	19	-	-	110	-
AUSTRALIA	101.021	115.702	14,53	542.643	740.883	36,53
NEW ZEALAND	3.366	7.152	112,51	14.489	26.479	82,75
NEW CALEDONIA	698	149	-78,61	3.558	3.454	-2,92
SOLOMON ISLANDS		281	-	-	711	-
EAST TIMOR	86.138	148.836	72,79	72.784	184.763	153,85
UNITED STATES	692.673	759.961	9,71	4.211.917	4.575.937	8,64
CANADA	12.424	20.586	65,69	110.382	225.299	104,11
MEXICO	8.642	862	-90,03	49.233	3.812	-92,26
CHILE	166	-	-	1.380	-	-
COLOMBIA	3.435	2.123	-38,20	5.529	3.706	-32,97
ECUADOR	178	182	1,93	3.344	4.633	38,56
PERU	160	-	-	1.584	-	-
PUERTO RICO	15	-	-	87	-	-
BELIZE	-	38	-	-	1.028	-
DOMINICAN REPUBLIC	1.153	357	-69,07	25.127	6.318	-74,86
COSTA RICA	40	1.676	4.090,00	60	15.105	25.075,42
FRENCH POLYNESIA	202	-	-	2.127	-	-
NETHERLANDS ANTILLES	324	1.197	269,58	907	13.486	1.386,94
GUADELOUPE	122	10	-91,80	355	342	-3,61
VIRGIN ISLANDS (BRITISH)	-	371	-	-	5.408	-
UNITED KINGDOM	85.848	129.678	51,05	651.047	1.242.216	90,80
NETHERLANDS	351.350	514.338	46,39	3.412.207	5.228.709	53,24
FRANCE	36.703	16.540	-54,94	182.083	166.084	-8,79
GERMANY, FED. REP. OF	169.349	297.550	75,70	1.715.815	3.222.956	87,84
AUSTRIA	697	3.723	434,20	7.628	44.487	483,20
BELGIUM	275.256	298.693	8,51	2.017.317	2.146.008	6,38
SWITZERLAND	12.549	-	-	145.668	-	-
DENMARK	8.758	23.479	168,10	37.517	173.230	361,74
NORWAY	5.968	9.504	59,26	54.292	93.570	72,34
SWEDEN	33.136	41.700	25,84	307.210	393.334	28,03
FINLAND	10.473	18.740	78,93	90.359	151.517	67,68
ITALY	21.775	87.089	299,95	227.849	851.773	273,83
SPAIN	26.499	66.472	150,85	253.655	618.461	143,82
PORTUGAL	2.951	-	-	20.049	-	-
GREECE	1.418	4.284	202,20	12.331	61.023	394,87
POLAND	2.349	2.355	0,26	21.239	14.800	-30,32
ROMANIA	2.204	7.813	254,48	23.633	106.945	352,53
UKRAINE	5.503	747	-86,42	57.148	9.756	-82,93
LITHUANIA	-	3.559	-	-	36.322	-
LATVIA	159	-	-	9.125	-	-
ESTONIA	-	1.962	-	-	20.607	-
SLOVENIA	1.541	644	-58,20	16.968	7.428	-56,23
CZECH REPUBLIC	75	-	-	818	-	-
RUSSIA FEDERATION	10.550	-	-	162.987	-	-
SERBIA	298	-	-	10.634	-	-
FURNITUR LAINNYA	**25.316.478**	**31.474.911**	**24,33**	**86.868.629**	**122.903.976**	**41,48**
JAPAN	291.907	136.008	-53,41	1.225.167	627.861	-48,75
HONG KONG	817	204	-75,04	15.709	2.804	-82,15
KOREA, REPUBLIC OF	1.218	658	-45,94	5.542	3.229	-41,74
TAIWAN	23.133	19.062	-17,60	94.852	115.834	22,12
CHINA	3.967	17.156	332,48	22.852	40.459	77,05

https://www.bps.go.id

TABEL 6. PERKEMBANGAN EKSPOR INDONESIA MENURUT KOMODITI DAN NEGARA TUJUAN
JANUARI - MARET 2021 DAN 2022

KOMODITI / NEGARA TUJUAN	BERAT BERSIH (KG)		PERUB	NILAI FOB (US $)		PERUB
	JAN-MAR 2021	JAN-MAR 2022	%	JAN-MAR 2021	JAN-MAR 2022	%
(1)	(2)	(3)	(4)	(5)	(6)	(7)
MACAU	71	-	-	1.326	-	-
PAPUA NEW GUINEA	86	-	-	604	-	-
THAILAND	684.762	729.839	6,58	2.264.393	2.435.412	7,55
SINGAPORE	384.523	495.883	28,96	1.348.003	1.874.809	39,08
PHILIPPINES	21.230	16.918	-20,31	89.699	87.836	-2,08
MALAYSIA	914.523	965.241	5,55	3.046.303	6.086.606	99,80
CAMBODIA	8.850	444	-94,99	37.874	4.726	-87,52
BRUNEI DARUSSALAM	4.080	2.837	-30,47	11.525	22.488	95,12
VIET NAM	42.566	6.545	-84,62	324.321	51.252	-84,20
MALDIVES	1.733	1.227	-29,22	8.078	9.853	21,97
INDIA	79	182	131,26	982	1.264	28,63
PAKISTAN	127.594	142.763	11,89	987.477	1.170.023	18,49
BANGLADESH	403	-	-	2.930	-	-
SRI LANKA	362	-	-	522	-	-
IRAN (ISLAMIC REPUBLIC OF)	-	12	-	-	166	-
SAUDI ARABIA	1.598	1.164	-27,18	20.087	11.359	-43,45
ISRAEL	910	721	-20,77	7.770	1.823	-76,54
KUWAIT	159	-	-	1.367	-	-
TURKEY	110	-	-	550	-	-
UNITED ARAB EMIRATES	3.520	2.955	-16,04	32.936	46.162	40,16
QATAR	137	560	309,30	2.553	8.162	219,70
BAHRAIN	-	161	-	-	2.705	-
CYPRUS	26	-	-	35	-	-
EGYPT	29	406	1.300,00	794	3.072	286,90
KENYA	102	244	140,00	1.628	3.750	130,43
REUNION	241	358	48,55	4.174	4.059	-2,74
TOGO	3	7	133,33	21	21	-1,41
GUINEA	33	114	247,56	22	501	2.145,52
CONGO	-	3	-	-	14	-
COTE D'IVOIRE	914	14	-98,47	5.009	28	-99,44
SENEGAL	3	140	4.566,67	21	756	3.449,30
GAMBIA	-	30	-	-	180	-
SEYCHELLES	-	1.795	-	-	10.012	-
SOUTH AFRICA	120	5	-96,09	2.805	17	-99,41
MAURITIUS	-	25	-	-	50	-
AUSTRALIA	19.796	19.076	-3,64	171.596	186.919	8,93
NEW ZEALAND	1.722	706	-58,99	17.210	8.228	-52,19
MICRONESIA, FED. STATES OF	7.092	-	-	1.200	-	-
GUAM	10	-	-	250	-	-
NEW CALEDONIA	290	283	-2,41	4.406	1.962	-55,48
WALLIS AND FUTUNA ISLANDS	-	591	-	-	561	-
KIRIBATI	-	70	-	-	2.112	-
EAST TIMOR	193.118	436.284	125,92	350.605	790.082	125,35
UNITED STATES	22.182.466	28.344.430	27,78	70.748.158	107.693.147	52,22
CANADA	13.978	7.247	-48,15	96.109	85.512	-11,03
MEXICO	-	151	-	-	1.431	-
PANAMA	-	155	-	-	75	-
CHILE	17	8.053	47.268,82	34	87.707	258.393,78
ARGENTINA	216	-	-	9.260	-	-
URUGUAY	-	11	-	-	5	-
PUERTO RICO	33	-	-	485	-	-
DOMINICAN REPUBLIC	-	20	-	-	66	-
COSTA RICA	85	10	-88,24	147	25	-82,96
ARUBA	-	491	-	-	880	-
CAYMAN ISLANDS	-	8	-	-	363	-
FRENCH POLYNESIA	10	310	3.000,00	74	2.765	3.627,26
GUADELOUPE	814	1.705	109,46	7.042	31.689	350,00
U.S. VIRGIN ISLANDS	-	60	-	-	903	-
UNITED KINGDOM	80.328	1.180	-98,53	2.474.847	12.009	-99,51
NETHERLANDS	9.234	5.722	-38,04	100.073	66.081	-33,97
FRANCE	4.521	20.335	349,77	70.052	199.383	184,62
GERMANY, FED. REP. OF	212.250	17.264	-91,87	2.348.344	194.904	-91,70
AUSTRIA	-	1.220	-	-	7.047	-
BELGIUM	7.455	12.162	63,14	65.131	88.133	35,32
SWITZERLAND	41	-	-	400	-	-
DENMARK	46.853	39.085	-16,58	639.445	649.737	1,61
NORWAY	1.051	341	-67,52	8.467	6.062	-28,40
SWEDEN	176	510	189,60	2.951	6.169	109,05
FINLAND	171	325	89,89	3.063	5.632	83,84
ITALY	3.853	40	-98,97	58.514	574	-99,02
SPAIN	7.202	9.449	31,20	84.879	131.887	55,38
PORTUGAL	107	8	-92,52	1.234	202	-83,62
GREECE	151	717	375,13	1.677	4.654	177,57
POLAND	-	380	-	-	983	-
UKRAINE	81	-	-	950	-	-
LATVIA	-	278	-	-	3.880	-
SLOVENIA	144	2.555	1.674,31	3.468	4.916	41,75
CZECH REPUBLIC	3.404	-	-	30.625	-	-
BARANG PERHIASAN DAN BARANG BERHARGA	**161.764**	**293.317**	**81,32**	**352.406.908**	**1.767.511.736**	**401,55**
JAPAN	1.229	1.132	-7,88	6.803.316	6.708.056	-1,40
HONG KONG	3.851	2.519	-34,57	49.851.143	116.938.939	134,58
KOREA, REPUBLIC OF	101	20.124	19.797,76	1.758.822	2.546.155	44,76
TAIWAN	21	40	96,59	17.830	1.400	-92,15
CHINA	31.891	37.782	18,47	670.906	1.026.383	52,98

https://www.bps.go.id

TABEL 6. PERKEMBANGAN EKSPOR INDONESIA MENURUT KOMODITI DAN NEGARA TUJUAN
JANUARI - MARET 2021 DAN 2022

KOMODITI / NEGARA TUJUAN	BERAT BERSIH (KG)		PERUB	NILAI FOB (US $)		PERUB
	JAN-MAR 2021	JAN-MAR 2022	%	JAN-MAR 2021	JAN-MAR 2022	%
(1)	(2)	(3)	(4)	(5)	(6)	(7)
THAILAND	607	1.081	78,01	1.672.547	1.026.465	-38,63
SINGAPORE	46.045	66.047	43,44	17.131.033	218.345.112	1.174,56
PHILIPPINES	-	564	-	-	46.134	-
MALAYSIA	805	92	-88,62	108.818	299.384	175,12
CAMBODIA	-	2	-	-	40	-
BRUNEI DARUSSALAM	5	6	20,00	72	283	294,37
VIET NAM	22	163	628,95	796.983	2.096.496	163,05
MALDIVES	29	246	747,41	5.514	2.971	-46,12
INDIA	1	82	9.304,73	32.778	46.355	41,42
SAUDI ARABIA	19	40	105,84	918.013	3.075	-99,67
ISRAEL	1.450	-	-	10.977	-	-
JORDAN	224	3.709	1.553,88	7.987.173	124.601.390	1.460,02
TURKEY	150	266	77,52	133.304	213.580	60,22
UNITED ARAB EMIRATES	1.544	2.615	69,41	65.824.966	76.381.594	16,04
QATAR	-	13	-	-	724.573	-
BAHRAIN	158	-	-	3.264	-	-
CYPRUS	1	79	9.287,02	21.590	88.910	311,80
EGYPT	162	-	-	1.435	-	-
MOROCCO	3	13	402,29	123.605	613.074	395,99
REUNION	86	304	253,49	3.171	4.661	46,98
SENEGAL	-	176	-	-	7.826	-
MAURITANIA	1	-	-	98	-	-
SOUTH AFRICA	185	26	-85,93	4.122	1.021.354	24.675,17
MAYOTTE	58	-	-	2.029	-	-
AUSTRALIA	4.365	2.370	-45,72	1.263.788	2.354.215	86,28
NEW ZEALAND	69	146	112,17	11.641	13.290	14,17
NEW CALEDONIA	65	104	60,00	1.510	6.000	297,46
KIRIBATI	243	126	-48,12	500	2.555	411,00
EAST TIMOR	12	224	1.765,00	30	9.857	32.758,00
UNITED STATES	39.605	87.558	121,08	125.664.498	102.510.813	-18,43
CANADA	1.867	2.616	40,12	323.167	372.774	15,35
MEXICO	987	580	-41,22	496.716	4.093.728	724,16
CHILE	-	107	-	-	44	-
BRAZIL	1	1.740	173.920,00	1.314	21.963	1.571,30
COLOMBIA	-	2.943	-	-	1.281	-
JAMAICA	-	233	-	-	6.331	-
DOMINICAN REPUBLIC	8	41	413,59	9.690	45.283	367,30
COSTA RICA	35	18	-50,00	4.522	3.106	-31,31
HAITI	27	-	-	27.376	-	-
FRENCH POLYNESIA	-	1	-	-	612	-
MARTINIQUE	-	11	-	-	88	-
NETHERLANDS ANTILLES	1	5	774,27	18.445	165.334	796,37
GUADELOUPE	2	25	1.150,00	356	27	-92,38
VIRGIN ISLANDS (BRITISH)	15	-	-	170	-	-
U.S. VIRGIN ISLANDS	-	10	-	-	40.871	-
UNITED KINGDOM	3.020	4.640	53,66	1.215.528	2.687.028	121,06
NETHERLANDS	3.161	705	-77,69	339.491	594.732	75,18
FRANCE	5.372	9.955	85,32	1.473.886	711.014	-51,76
GERMANY, FED. REP. OF	5.285	4.647	-12,08	2.495.993	3.109.703	24,59
AUSTRIA	-	2	-	-	1.518	-
BELGIUM	2.231	1.491	-33,15	27.641	61.155	121,24
SWITZERLAND	1.083	18.002	1.562,52	59.634.585	1.089.772.049	1.727,42
DENMARK	222	151	-31,92	49.996	44.715	-10,56
NORWAY	-	16	-	-	28.404	-
SWEDEN	17	23	37,24	146.763	257.405	75,39
FINLAND	0	-	-	939	-	-
ITALY	3.550	5.236	47,51	5.122.145	7.291.445	42,35
SPAIN	1.082	8.500	685,59	79.149	299.751	278,72
PORTUGAL	221	811	267,10	7.469	69.501	830,52
GREECE	23	424	1.783,65	2.218	72.291	3.159,93
POLAND	420	177	-57,76	39.071	50.127	28,30
ROMANIA	15	3	-79,91	41.250	8.011	-80,58
CROATIA	-	802	-	-	6.892	-
MALTA	-	9	-	-	4.147	-
SLOVENIA	-	1.400	-	-	1.921	-
CZECH REPUBLIC	-	80	-	-	904	-
REP. OF MACEDONIA	3	4	30,00	6.721	4.155	-38,18
RUSSIA FEDERATION	112	262	132,68	16.829	42.488	152,48
INSTRUMEN ALAT MUSIK	**15.624.926**	**15.178.345**	**-2,86**	**201.892.032**	**217.961.567**	**7,96**
JAPAN	2.655.488	2.442.241	-8,03	33.462.710	27.440.826	-18,00
HONG KONG	73.149	78.202	6,91	921.526	832.746	-9,63
KOREA, REPUBLIC OF	523.863	425.596	-18,76	5.457.060	6.049.246	10,85
TAIWAN	92.587	95.688	3,35	898.867	1.003.838	11,68
CHINA	3.022.057	2.800.556	-7,33	25.411.634	25.062.772	-1,37
PAPUA NEW GUINEA	162	-	-	4.441	-	-
THAILAND	99.109	62.230	-37,21	1.294.648	1.129.963	-12,72
SINGAPORE	54.838	50.595	-7,74	798.972	1.313.266	64,37
PHILIPPINES	9.872	11.759	19,11	201.601	299.496	48,56
MALAYSIA	426.911	523.656	22,66	5.214.447	6.152.508	17,99
MYANMAR	632	2.160	241,58	14.010	19.923	42,20
BRUNEI DARUSSALAM	95	136	43,56	1.249	461	-63,12
NEPAL	1.856	519	-72,01	44.075	12.516	-71,60
VIET NAM	46.496	23.001	-50,53	360.931	294.273	-18,47
MALDIVES	-	133	-	-	626	-

https://www.bps.go.id

TABEL 6. PERKEMBANGAN EKSPOR INDONESIA MENURUT KOMODITI DAN NEGARA TUJUAN
JANUARI - MARET 2021 DAN 2022

KOMODITI / NEGARA TUJUAN	BERAT BERSIH (KG)		PERUB	NILAI FOB (US $)		PERUB
	JAN-MAR 2021	JAN-MAR 2022	%	JAN-MAR 2021	JAN-MAR 2022	%
(1)	(2)	(3)	(4)	(5)	(6)	(7)
INDIA	53.792	42.907	-20,24	942.419	1.021.299	8,37
PAKISTAN	45	-	-	1.805	-	-
BANGLADESH	-	932	-	-	20.394	-
SRI LANKA	651	5	-99,29	5.846	528	-90,97
SAUDI ARABIA	374	-	-	1.780	-	-
ISRAEL	9.455	11.660	23,33	231.815	224.540	-3,14
KUWAIT	1.489	1.363	-8,49	13.397	12.885	-3,82
JORDAN	-	5.304	-	-	59.193	-
LEBANON	-	991	-	-	10.103	-
OMAN	140	-	-	4.534	-	-
TURKEY	90.817	102.618	12,99	899.026	1.098.157	22,15
UNITED ARAB EMIRATES	277.630	263.945	-4,93	3.206.241	3.652.665	13,92
CYPRUS	3.096	587	-81,03	35.381	19.228	-45,66
EGYPT	1.008	-	-	16.344	-	-
NIGERIA	0	60	17.810,45	118	836	611,43
CENTRAL AFRICAN REPUBLIC	-	66	-	-	930	-
DJIBOUTI	15	-	-	900	-	-
SOUTH AFRICA	4.066	6.060	49,02	92.038	127.970	39,04
MAURITIUS	144	-	-	3.809	-	-
AUSTRALIA	333.178	285.749	-14,24	4.738.774	4.410.606	-6,93
NEW ZEALAND	9.910	19.423	96,01	179.174	388.611	116,89
GUAM	-	182	-	-	54	-
NEW CALEDONIA	0	0	-53,33	22	19	-14,74
SAMOA	1	-	-	29	-	-
EAST TIMOR	5.938	11.867	99,84	12.250	24.161	97,24
UNITED STATES	3.338.503	3.362.921	0,73	55.478.084	68.733.682	23,89
CANADA	235.667	297.349	26,17	3.002.504	4.405.750	46,74
MEXICO	43.994	41.180	-6,40	661.343	752.182	13,74
GUATEMALA	3.838	3.932	2,46	105.288	132.234	25,59
HONDURAS	497	-	-	11.893	-	-
NICARAGUA	576	-	-	18.864	-	-
PANAMA	22.766	46.712	105,19	452.359	873.025	92,99
CHILE	17.184	23.440	36,41	292.729	566.675	93,58
ARGENTINA	14.184	8.359	-41,07	266.995	221.813	-16,92
BRAZIL	58.718	69.015	17,54	823.023	995.588	20,97
COLOMBIA	5.683	4.225	-25,66	119.231	118.847	-0,32
BOLIVIA	172	-	-	4.790	-	-
URUGUAY	3.902	1.543	-60,45	101.144	47.062	-53,47
ECUADOR	444	1.290	190,47	3.519	13.968	296,95
PERU	12.744	3.701	-70,96	192.605	117.069	-39,22
EL SALVADOR	-	751	-	-	24.073	-
COSTA RICA	2.305	1.992	-13,59	61.619	53.193	-13,67
MARTINIQUE	-	1.290	-	-	8.964	-
UNITED KINGDOM	471.872	513.827	8,89	6.726.623	7.934.278	17,95
NETHERLANDS	670.393	696.957	3,96	10.429.021	12.216.285	17,14
FRANCE	599.901	543.449	-9,41	7.473.869	6.842.305	-8,45
GERMANY, FED. REP. OF	1.697.997	1.779.323	4,79	21.827.025	25.033.535	14,69
AUSTRIA	1	21	2.000,00	2	2.600	123.709,52
BELGIUM	48.322	40.145	-16,92	468.863	511.336	9,06
SWITZERLAND	1.921	3.382	76,00	59.789	112.543	88,23
DENMARK	22.247	25.865	16,26	345.896	317.385	-8,24
NORWAY	13.734	7.602	-44,65	187.250	108.977	-41,80
SWEDEN	19.872	19.107	-3,85	436.562	612.330	40,26
FINLAND	28.718	16.408	-42,86	361.017	257.903	-28,56
IRELAND	744	256	-65,57	27.474	40.807	48,53
ITALY	15.880	31.854	100,60	304.848	252.767	-17,08
SPAIN	134.412	101.764	-24,29	2.020.253	1.987.910	-1,60
PORTUGAL	10.780	13.409	24,39	134.024	181.530	35,45
GREECE	1.693	499	-70,53	40.467	14.321	-64,61
HUNGARY	3.713	2.068	-44,30	95.972	60.335	-37,13
POLAND	15.899	4.901	-69,17	251.717	164.717	-34,56
ROMANIA	772	1.513	95,98	21.379	40.368	88,82
BULGARIA	624	2.096	235,83	14.839	53.680	261,74
ARMENIA	-	542	-	-	13.462	-
AZERBAIJAN	655	2.166	230,75	18.950	21.601	13,99
BELARUS	2.826	-	-	55.071	-	-
KAZAKHSTAN	9.169	6.632	-27,67	103.665	75.674	-27,00
UKRAINE	24.692	8.500	-65,57	348.796	114.958	-67,04
LITHUANIA	2.510	2.156	-14,09	48.350	48.246	-0,22
LATVIA	23.167	2.947	-87,28	310.540	73.679	-76,27
CROATIA	1	848	105.927,50	29	22.264	76.067,57
BOSNIA AND HERZEGOVINA	-	499	-	-	22.817	-
SLOVAKIA	1.072	2.345	118,79	20.855	68.507	228,49
SLOVENIA	3.752	12.622	236,42	62.077	208.246	235,47
CZECH REPUBLIC	19.730	17.303	-12,30	249.061	227.846	-8,52
RUSSIA FEDERATION	217.821	179.448	-17,62	3.379.880	2.569.594	-23,97
BARANG INDUSTRI KERAJINAN	**24.504.315**	**20.411.167**	**-16,70**	**166.027.154**	**162.838.692**	**-1,92**
JAPAN	310.733	347.254	11,75	2.973.792	3.345.144	12,49
HONG KONG	39.956	35.199	-11,91	791.612	716.669	-9,47
KOREA, REPUBLIC OF	392.381	416.583	6,17	4.979.661	5.507.356	10,60
TAIWAN	192.425	161.171	-16,24	619.146	1.025.634	65,65
CHINA	778.477	854.815	9,81	4.022.333	4.650.920	15,63
MONGOLIA	1.687	2.964	75,76	20.550	31.192	51,78
MACAU	13	6	-55,30	235	681	190,31

https://www.bps.go.id

TABEL 6. PERKEMBANGAN EKSPOR INDONESIA MENURUT KOMODITI DAN NEGARA TUJUAN
JANUARI - MARET 2021 DAN 2022

KOMODITI / NEGARA TUJUAN	BERAT BERSIH (KG)		PERUB	NILAI FOB (US $)		PERUB
	JAN-MAR 2021	JAN-MAR 2022	%	JAN-MAR 2021	JAN-MAR 2022	%
(1)	(2)	(3)	(4)	(5)	(6)	(7)
PAPUA NEW GUINEA	351	2.884	722,70	2.019	5.103	152,79
THAILAND	263.673	400.516	51,90	1.546.830	1.129.178	-27,00
SINGAPORE	127.414	143.427	12,57	2.182.194	2.191.282	0,42
PHILIPPINES	292.557	209.467	-28,40	1.246.241	868.842	-30,28
MALAYSIA	302.153	315.764	4,50	26.177.936	1.053.102	-95,98
MYANMAR	2.302	621	-73,05	68.659	102.600	49,43
CAMBODIA	2.093	639	-69,46	30.631	15.257	-50,19
BRUNEI DARUSSALAM	2.396	5.187	116,46	33.824	36.573	8,13
NEPAL	-	25.001	-	-	6.299	-
VIET NAM	507.639	694.813	36,87	2.542.420	3.797.125	49,35
MALDIVES	1.505	5.176	243,84	18.495	30.035	62,40
INDIA	6.436.757	5.877.167	-8,69	3.283.826	3.322.277	1,17
PAKISTAN	6.972.019	3.598.012	-48,39	3.392.516	3.013.973	-11,16
BANGLADESH	1.335.469	999.011	-25,19	7.990.983	7.611.940	-4,74
SRI LANKA	35.289	72.081	104,26	294.377	522.622	77,53
AFGHANISTAN	131.010	175.000	33,58	64.112	39.550	-38,31
IRAQ	4.698	3	-99,94	34.951	21	-99,94
IRAN (ISLAMIC REPUBLIC OF)	-	1.564	-	-	17.149	-
SAUDI ARABIA	19.151	15.963	-16,64	248.985	507.029	103,64
ISRAEL	222	12	-94,63	9.570	1.990	-79,20
KUWAIT	1.117	366	-67,19	31.392	11.474	-63,45
JORDAN	1.600	2.874	79,60	12.068	35.011	190,13
YEMEN	5.913	649	-89,03	62.620	4.375	-93,01
OMAN	4.021	0	-100,00	24.010	110	-99,54
TURKEY	320.284	232.601	-27,38	1.781.741	1.330.261	-25,34
UNITED ARAB EMIRATES	48.736	19.062	-60,89	370.785	306.796	-17,26
QATAR	1.326	101	-92,42	16.151	4.831	-70,09
BAHRAIN	603	20	-96,76	4.862	189	-96,11
EGYPT	40.680	70.061	72,23	330.584	651.030	96,93
MOROCCO	8.634	25.512	195,48	78.222	188.332	140,77
TUNISIA	-	156	-	-	2.880	-
ALGERIA	-	7	-	-	42	-
SUDAN	12.496	13.749	10,03	126.525	161.679	27,78
ETHIOPIA	10.764	25.600	137,83	2.557	8.402	228,62
TANZANIA, UNITED REP. OF	130	-	-	1.761	-	-
MADAGASCAR	4.404	531	-87,95	47.301	90.434	91,19
KENYA	-	0	-	-	6	-
REUNION	1.108	704	-36,46	1.592	4.010	151,87
EQUATORIAL GUINEA	338	-	-	2.625	-	-
TOGO	1	-	-	7	-	-
GHANA	-	1	-	-	17	-
GUINEA	2	-	-	7	-	-
ANGOLA	0	0	-30,00	357	1.930	440,48
CONGO	1	1	0,00	7	8	6,48
CAMEROON	69	50	-27,54	823	350	-57,47
NIGERIA	8.970	35	-99,60	87.765	1.664	-98,10
SIERRA LEONE	5	11	110,00	38	76	101,18
SENEGAL	2	-	-	22	-	-
MALI	45	336	646,67	207	1.225	491,79
BENIN	-	0	-	-	1	-
BURKINA FASO	168	296	76,19	1.932	2.100	8,70
GAMBIA	-	84	-	-	2.247	-
SEYCHELLES	-	998	-	-	6.202	-
UGANDA	67	30	-56,24	587	352	-40,06
SWAZILAND	60.062	81.113	35,05	475.872	646.329	35,82
SOUTH AFRICA	37.803	14.324	-62,11	401.051	184.304	-54,04
COMOROS	153	-	-	653	-	-
MAURITIUS	11.542	869	-92,47	9.401	8.630	-8,20
DEMOCRATIC REP. OF THE CONGO	-	3	-	-	71	-
AUSTRALIA	137.984	164.809	19,44	1.272.040	1.724.732	35,59
NEW ZEALAND	10.259	108.619	958,80	63.642	71.652	12,59
MICRONESIA, FED. STATES OF	4.000	-	-	23.300	-	-
GUAM	3.047	0	-100,00	9.135	20	-99,78
NEW CALEDONIA	84	994	1.082,98	3.747	5.163	37,79
NIUE	-	20	-	-	91	-
NORTHERN MARIANA ISLANDS	195	88	-54,78	2.935	3.386	15,37
FIJI	131	6.289	4.715,51	1.904	66.748	3.406,15
KIRIBATI	46	-	-	862	-	-
SOLOMON ISLANDS	7	-	-	71	-	-
EAST TIMOR	78.041	31.869	-59,16	223.920	60.250	-73,09
UNITED STATES	4.414.153	3.950.970	-10,49	78.926.839	94.001.734	19,10
CANADA	19.018	55.297	190,75	249.058	976.414	292,04
MEXICO	21.426	56.291	162,72	269.347	883.598	228,05
GUATEMALA	126	514	307,22	1.700	6.918	306,95
NICARAGUA	-	635	-	-	13.273	-
PANAMA	84	-	-	10.800	-	-
SURINAME	177	3.559	1.906,14	895	5.081	467,71
CHILE	23.646	24.396	3,17	156.734	281.691	79,73
ARGENTINA	78.276	49.508	-36,75	416.316	278.237	-33,17
BRAZIL	34.978	43.904	25,52	563.185	751.610	33,46
COLOMBIA	13.487	12.956	-3,94	980.018	724.348	-26,09
URUGUAY	1.159	-	-	17.015	-	-
PARAGUAY	834	460	-44,86	51.595	30.960	-39,99
ECUADOR	3.194	86	-97,31	14.714	7.602	-48,33
PERU	6.331	4.244	-32,96	51.373	99.705	94,08

https://www.bps.go.id

TABEL 6. PERKEMBANGAN EKSPOR INDONESIA MENURUT KOMODITI DAN NEGARA TUJUAN
JANUARI - MARET 2021 DAN 2022

KOMODITI / NEGARA TUJUAN	BERAT BERSIH (KG)		PERUB	NILAI FOB (US $)		PERUB
	JAN-MAR 2021	JAN-MAR 2022	%	JAN-MAR 2021	JAN-MAR 2022	%
(1)	(2)	(3)	(4)	(5)	(6)	(7)
PUERTO RICO	27.338	18.635	-31,83	98.033	69.392	-29,21
EL SALVADOR	-	45.685	-	-	193.809	-
HAITI	2.295	-	-	2.639	-	-
ARUBA	282	616	118,07	214	618	188,22
CAYMAN ISLANDS	30	62	106,67	314	1.677	433,68
FRENCH POLYNESIA	282	1.434	408,33	3.548	756	-78,70
MARTINIQUE	-	253	-	-	517	-
NETHERLANDS ANTILLES	-	3	-	-	376	-
GUADELOUPE	18	735	3.980,83	195	9.551	4.797,71
VIRGIN ISLANDS (BRITISH)	10	202	1.924,50	175	2.785	1.490,58
U.S. VIRGIN ISLANDS	-	0	-	-	17	-
UNITED KINGDOM	139.862	201.102	43,79	2.561.898	4.693.422	83,20
NETHERLANDS	64.535	69.200	7,23	970.126	776.723	-19,94
FRANCE	64.382	62.825	-2,42	683.607	1.101.556	61,14
GERMANY, FED. REP. OF	173.063	158.049	-8,68	5.072.284	5.878.441	15,89
AUSTRIA	5.514	20.757	276,41	46.917	102.789	119,09
BELGIUM	7.051	17.177	143,61	136.561	247.359	81,14
SWITZERLAND	6.324	470	-92,56	56.147	74.050	31,89
LUXEMBOURG	13	18	38,32	104	379	265,87
DENMARK	14.281	5.983	-58,10	2.491.502	38.873	-98,44
NORWAY	2.340	14.415	516,10	32.552	117.718	261,63
SWEDEN	4.842	7.900	63,16	149.276	255.627	71,25
FINLAND	1.354	1.380	1,94	255.661	177.728	-30,48
IRELAND	7.580	5.612	-25,96	295.537	353.184	19,51
ITALY	117.616	88.502	-24,75	967.017	2.098.958	117,05
SPAIN	53.181	70.287	32,17	304.640	444.823	46,02
PORTUGAL	74.393	63.073	-15,22	535.515	348.668	-34,89
ICELAND	15	10	-32,09	30	180	497,03
GREECE	6.810	2.740	-59,76	34.271	18.285	-46,65
HUNGARY	11	1.902	17.515,51	194	46.160	23.735,48
POLAND	91.266	141.717	55,28	650.649	1.306.741	100,84
ROMANIA	33.747	21.473	-36,37	186.364	362.050	94,27
BULGARIA	10	0	-98,41	284	786	176,44
KAZAKHSTAN	37	-	-	837	-	-
KYRGYZSTAN	12	21	75,00	212	5.377	2.432,14
TURKMENISTAN	2.022	-	-	18.265	-	-
UKRAINE	127	1	-99,56	3.847	194	-94,95
LITHUANIA	6	29	424,55	178	646	263,76
LATVIA	-	2	-	-	20	-
ESTONIA	-	1	-	-	10	-
CROATIA	-	280	-	-	2.955	-
BOSNIA AND HERZEGOVINA	3	-	-	32	-	-
MALTA	-	349	-	-	2.511	-
SLOVAKIA	-	219	-	-	31.132	-
SLOVENIA	1.573	1.122	-28,69	17.459	17.095	-2,09
CZECH REPUBLIC	11.719	10.963	-6,45	627.813	738.443	17,62
RUSSIA FEDERATION	6.276	8.265	31,68	61.693	60.665	-1,67
SERBIA	-	1.111	-	-	57.463	-
MONTENEGRO	-	636	-	-	20	-
JERSEY	-	0	-	-	40	-
MAINAN ANAK-ANAK	**8.495.390**	**10.460.464**	**23,13**	**87.002.919**	**127.152.431**	**46,15**
JAPAN	184.065	321.003	74,40	2.448.997	5.082.755	107,54
HONG KONG	51.495	43.811	-14,92	515.725	573.974	11,29
KOREA, REPUBLIC OF	20.338	18.201	-10,51	146.994	248.186	68,84
TAIWAN	11.939	69	-99,42	32.403	224	-99,31
CHINA	482.290	530.701	10,04	4.688.014	5.210.792	11,15
PAPUA NEW GUINEA	4.067	3.369	-17,15	14.856	12.818	-13,72
THAILAND	53	243	360,91	248	1.200	383,83
SINGAPORE	63.728	124.275	95,01	2.994.024	9.023.783	201,39
PHILIPPINES	-	259	-	-	17.088	-
MALAYSIA	46.181	64.170	38,95	292.592	633.670	116,57
CAMBODIA	25.753	-	-	4.465	-	-
BRUNEI DARUSSALAM	350	539	53,90	3.520	2.546	-27,67
VIET NAM	658	289	-56,09	7.551	13.593	80,02
MALDIVES	97	36	-62,89	421	487	15,60
INDIA	6	116	1.853,37	4.154	795	-80,85
SRI LANKA	24.498	11.675	-52,34	114.643	53.949	-52,94
ISRAEL	1.909	15.717	723,43	21.230	180.887	752,04
LEBANON	2	-	-	4	-	-
TURKEY	129.762	182.713	40,81	1.204.064	1.975.643	64,08
UNITED ARAB EMIRATES	22.734	53.987	137,48	244.358	460.730	88,55
LIBYAN ARAB JAMAHIRIYA	-	11.475	-	-	16.377	-
TANZANIA, UNITED REP. OF	-	1.876	-	-	26.962	-
KENYA	-	332	-	-	738	-
TOGO	-	1	-	-	4	-
SEYCHELLES	-	75	-	-	674	-
SOUTH AFRICA	10.933	12.247	12,03	116.475	147.997	27,06
MAURITIUS	-	5	-	-	25	-
AUSTRALIA	206.733	218.006	5,45	2.156.716	2.667.341	23,68
NEW ZEALAND	6.911	10.308	49,16	91.414	131.826	44,21
EAST TIMOR	1.943	3.698	90,34	3.043	16.204	432,48
UNITED STATES	4.846.201	5.548.913	14,50	45.987.456	62.288.852	35,45
CANADA	108.415	109.102	0,63	1.215.297	1.267.531	4,30
MEXICO	163.858	221.128	34,95	1.644.012	2.253.795	37,09

https://www.bps.go.id

TABEL 6. PERKEMBANGAN EKSPOR INDONESIA MENURUT KOMODITI DAN NEGARA TUJUAN
JANUARI - MARET 2021 DAN 2022

KOMODITI / NEGARA TUJUAN	BERAT BERSIH (KG)		PERUB	NILAI FOB (US $)		PERUB
	JAN-MAR 2021	JAN-MAR 2022	%	JAN-MAR 2021	JAN-MAR 2022	%
(1)	(2)	(3)	(4)	(5)	(6)	(7)
CHILE	58.534	60.660	3,63	630.659	629.014	-0,26
ARGENTINA	18	3	-85,71	190	26	-86,19
BRAZIL	125.305	190.810	52,28	1.170.864	1.730.561	47,80
COLOMBIA	7.750	19.077	146,14	85.524	201.187	135,24
PERU	13.214	35.794	170,89	123.142	353.548	187,11
FRENCH POLYNESIA	254	610	140,16	13.455	4.508	-66,50
VIRGIN ISLANDS (BRITISH)	205	-	-	9.059	-	-
UNITED KINGDOM	476.352	652.876	37,06	6.221.201	9.412.717	51,30
NETHERLANDS	106.734	181.382	69,94	1.229.065	2.126.457	73,01
FRANCE	248.092	260.895	5,16	2.784.194	2.989.240	7,36
GERMANY, FED. REP. OF	127.421	348.230	173,29	1.613.747	4.162.517	157,94
AUSTRIA	4.122	6.268	52,08	40.679	56.892	39,86
BELGIUM	58.498	83.306	42,41	372.456	697.506	87,27
SWITZERLAND	2.597	2.393	-7,86	34.536	59.310	71,74
DENMARK	22.896	56.678	147,54	417.263	1.128.522	170,46
NORWAY	828	-	-	8.426	-	-
SWEDEN	36.585	80.037	118,77	304.279	649.939	113,60
FINLAND	4.209	-	-	74.090	-	-
IRELAND	15.931	27.330	71,55	173.304	276.428	59,50
ITALY	107.700	98.528	-8,52	789.104	953.903	20,88
SPAIN	33.436	54.988	64,46	306.134	493.773	61,29
PORTUGAL	405	1	-99,87	3.255	6	-99,80
GREECE	45.877	67.493	47,12	527.019	789.841	49,87
HUNGARY	1.107	2	-99,82	40.355	1	-100,00
POLAND	87.836	241.610	175,07	745.734	2.721.481	264,94
ROMANIA	-	74.141	-	-	507.549	-
KYRGYZSTAN	9	-	-	9	-	-
LITHUANIA	56	-	-	373	-	-
LATVIA	6.796	1.979	-70,88	45.285	2.790	-93,84
CROATIA	-	120	-	-	3.930	-
SLOVAKIA	1.121	-	-	10.302	-	-
SLOVENIA	-	66	-	-	402	-
CZECH REPUBLIC	233.015	211.877	-9,07	2.725.409	2.489.678	-8,65
RUSSIA FEDERATION	253.568	194.973	-23,11	2.551.130	2.399.258	-5,95
ALAT OLAH RAGA	**2.289.862**	**2.805.875**	**22,53**	**55.673.938**	**74.409.478**	**33,65**
JAPAN	156.411	184.344	17,86	9.537.098	9.671.693	1,41
HONG KONG	3.445	4.055	17,71	144.015	190.233	32,09
KOREA, REPUBLIC OF	135.293	185.515	37,12	4.735.507	7.873.840	66,27
TAIWAN	2.232	4.146	85,75	57.296	115.347	101,32
CHINA	26.759	32.444	21,24	2.896.580	2.916.882	0,70
THAILAND	43.311	6.041	-86,05	177.507	147.901	-16,68
SINGAPORE	19.641	30.664	56,12	407.510	1.505.825	269,52
PHILIPPINES	2.049	4.022	96,31	119.792	215.809	80,15
MALAYSIA	43.053	45.890	6,59	399.578	489.670	22,55
MYANMAR	71	50	-29,45	3.217	6.958	116,29
BRUNEI DARUSSALAM	105	1.215	1.056,46	883	798	-9,58
VIET NAM	2.853	7.802	173,47	133.574	263.554	97,31
MALDIVES	-	40	-	-	3.608	-
INDIA	55.108	10.579	-80,80	105.390	242.791	130,37
PAKISTAN	-	9.900	-	-	8.800	-
BANGLADESH	756	-	-	17.885	-	-
SRI LANKA	685	3.796	454,18	8.900	40.486	354,90
SAUDI ARABIA	3.033	190	-93,74	30.442	3.583	-88,23
ISRAEL	2.722	3.088	13,45	39.621	50.230	26,78
KUWAIT	15	823	5.389,33	104	25.197	24.127,98
YEMEN	76	75	-1,32	50	915	1.730,00
TURKEY	436	2.044	368,34	3.503	21.171	504,29
UNITED ARAB EMIRATES	9.856	13.004	31,95	85.957	136.079	58,31
CYPRUS	-	380	-	-	5.265	-
EGYPT	77	-	-	2.444	-	-
MOROCCO	999	1.516	51,74	31.560	19.974	-36,71
SUDAN	11.592	-	-	110.880	-	-
NIGERIA	3.600	-	-	47.040	-	-
SOUTH AFRICA	23.877	17.434	-26,99	288.725	409.484	41,82
MAURITIUS	169	94	-44,05	13.452	19.832	47,43
AUSTRALIA	78.963	69.190	-12,38	1.625.831	1.722.650	5,96
NEW ZEALAND	2.028	3.549	75,05	108.368	130.360	20,29
NEW CALEDONIA	120	-	-	1.352	-	-
VANUATU	70	-	-	148	-	-
FIJI	164	-	-	24.570	-	-
EAST TIMOR	20.268	19.457	-4,00	10.339	32.954	218,74
UNITED STATES	893.383	1.092.052	22,24	22.367.614	29.317.055	31,07
CANADA	104.185	144.879	39,06	1.185.560	2.398.481	102,31
MEXICO	858	16.770	1.854,87	17.131	968.984	5.556,45
PANAMA	1.153	21.272	1.745,67	8.941	222.642	2.390,06
CHILE	5.420	18.267	237,04	92.567	175.091	89,15
ARGENTINA	7.669	12.193	58,98	59.325	148.952	151,08
BRAZIL	17.726	35.310	99,20	178.714	414.460	131,91
COLOMBIA	1.015	3.054	200,99	21.515	49.441	129,80
URUGUAY	1.245	1.729	38,82	12.102	26.192	116,43
PARAGUAY	-	2.506	-	-	26.568	-
ECUADOR	-	4.299	-	-	61.701	-
PERU	1.067	17.227	1.514,41	8.521	234.020	2.646,51
PUERTO RICO	-	2.160	-	-	59.659	-

https://www.bps.go.id

TABEL 6. PERKEMBANGAN EKSPOR INDONESIA MENURUT KOMODITI DAN NEGARA TUJUAN
JANUARI - MARET 2021 DAN 2022

KOMODITI / NEGARA TUJUAN	BERAT BERSIH (KG)		PERUB	NILAI FOB (US $)		PERUB
	JAN-MAR 2021	JAN-MAR 2022	%	JAN-MAR 2021	JAN-MAR 2022	%
(1)	(2)	(3)	(4)	(5)	(6)	(7)
FRENCH POLYNESIA	-	1.164	-	-	30.855	-
UNITED KINGDOM	244.679	275.323	12,52	2.749.167	3.710.176	34,96
NETHERLANDS	169.940	159.739	-6,00	2.241.335	2.258.033	0,74
FRANCE	30.849	43.891	42,28	1.242.032	1.614.890	30,02
GERMANY, FED. REP. OF	77.552	199.189	156,84	2.100.808	3.782.778	80,06
AUSTRIA	233	7.176	2.981,98	25.629	246.259	860,87
BELGIUM	2.539	2.381	-6,23	194.423	182.346	-6,21
SWITZERLAND	164	352	114,82	14.520	22.743	56,64
DENMARK	626	888	41,83	58.570	32.035	-45,31
NORWAY	2.242	7.876	251,25	102.512	242.370	136,43
SWEDEN	4.314	1.991	-53,84	122.786	49.502	-59,68
FINLAND	539	-	-	38.936	-	-
ITALY	13.638	28.999	112,64	683.320	1.114.818	63,15
SPAIN	25.720	22.073	-14,18	329.926	288.014	-12,70
PORTUGAL	7.630	7.233	-5,21	136.078	148.070	8,81
GREECE	1.706	2.076	21,67	40.055	26.605	-33,58
HUNGARY	34	198	485,43	1.506	12.173	708,27
POLAND	192	1.514	690,32	2.738	19.542	613,72
BULGARIA	-	51	-	-	6.140	-
UKRAINE	774	27	-96,56	6.381	396	-93,79
LATVIA	118	104	-11,86	3.650	491	-86,54
ESTONIA	15.182	4.656	-69,33	286.699	84.695	-70,46
SLOVENIA	-	870	-	-	33.895	-
CZECH REPUBLIC	730	768	5,19	60.002	21.661	-63,90
RUSSIA FEDERATION	6.903	4.271	-38,12	111.725	105.854	-5,26
SERBIA	1	-	-	32	-	-
KACA MATA DAN BAGIANNYA	**588.629**	**666.994**	**13,31**	**24.625.701**	**29.408.238**	**19,42**
JAPAN	2.738	2.146	-21,63	191.305	174.816	-8,62
HONG KONG	6.458	417	-93,55	578.910	93.757	-83,80
TAIWAN	2	6	229,67	28	167	494,81
CHINA	6.951	7.513	8,09	322.142	372.521	15,64
THAILAND	87.190	132.570	52,05	1.319.817	2.019.226	52,99
SINGAPORE	4.369	7.276	66,52	142.078	560.982	294,84
PHILIPPINES	-	92	-	-	9.270	-
MALAYSIA	402	2.042	407,95	14.405	155.057	976,39
MYANMAR	-	283	-	-	34.591	-
BRUNEI DARUSSALAM	25	150	500,00	107	189	77,63
VIET NAM	572	3.772	559,63	15.281	65.013	325,46
MALDIVES	257	83	-67,70	702	1.373	95,46
INDIA	8.119	12.865	58,47	295.076	526.559	78,45
PAKISTAN	585	192	-67,18	11.123	703	-93,68
IRAN (ISLAMIC REPUBLIC OF)	67	-	-	17.566	-	-
ISRAEL	212	331	55,97	12.368	17.726	43,32
UNITED ARAB EMIRATES	677	1	-99,91	10.270	74	-99,28
QATAR	-	316	-	-	37.494	-
CYPRUS	26	62	136,54	3.576	5.655	58,16
ANGOLA	1	-	-	97	-	-
MAURITANIA	-	22	-	-	163	-
SOUTH AFRICA	-	1	-	-	11	-
AUSTRALIA	4.703	4.976	5,81	256.618	301.504	17,49
NEW ZEALAND	-	592	-	-	29.255	-
EAST TIMOR	20.820	6.495	-68,80	8.737	3.519	-59,72
UNITED STATES	389.397	425.932	9,38	8.863.830	9.296.342	4,88
MEXICO	-	308	-	-	12.965	-
COLOMBIA	414	38	-90,82	52.797	7.074	-86,60
URUGUAY	729	-	-	28.855	-	-
ECUADOR	-	1.314	-	-	48.969	-
DOMINICAN REPUBLIC	1.675	845	-49,55	90.246	48.471	-46,29
UNITED KINGDOM	197	227	14,97	14.003	13.199	-5,74
NETHERLANDS	3	-	-	12	-	-
FRANCE	152	150	-1,17	39.616	42.860	8,19
GERMANY, FED. REP. OF	27	0	-99,10	2.692	22	-99,18
SWITZERLAND	47.542	50.803	6,86	11.947.824	15.136.504	26,69
LUXEMBOURG	21	330	1.487,35	30.050	54.675	81,95
IRELAND	25	-	-	443	-	-
ITALY	1.843	2.594	40,72	101.425	140.706	38,73
HUNGARY	453	567	25,15	44.675	45.369	1,55
UKRAINE	85	-	-	10.665	-	-
LITHUANIA	60	-	-	17.342	-	-
BOSNIA AND HERZEGOVINA	17	-	-	1.978	-	-
CZECH REPUBLIC	1.166	1.299	11,41	101.342	99.266	-2,05
RUSSIA FEDERATION	653	389	-40,43	77.702	52.190	-32,83
ALAT TULIS DAN GAMBAR	**3.472.891**	**4.441.608**	**27,89**	**16.352.534**	**23.825.252**	**45,70**
JAPAN	42.942	39.849	-7,20	713.174	675.071	-5,34
HONG KONG	10.285	28.356	175,69	111.230	506.693	355,54
KOREA, REPUBLIC OF	79.244	61.185	-22,79	667.293	496.995	-25,52
TAIWAN	20.452	11.919	-41,72	215.015	137.347	-36,12
CHINA	88.385	99.959	13,10	616.051	813.663	32,08
MONGOLIA	-	61	-	-	118	-
THAILAND	48.138	33.720	-29,95	573.120	416.022	-27,41
SINGAPORE	9.916	12.380	24,85	387.361	679.500	75,42
PHILIPPINES	15.182	14.291	-5,87	166.171	164.231	-1,17
MALAYSIA	21.119	51.085	141,89	240.515	722.884	200,56

https://www.bps.go.id

TABEL 6. PERKEMBANGAN EKSPOR INDONESIA MENURUT KOMODITI DAN NEGARA TUJUAN
JANUARI - MARET 2021 DAN 2022

KOMODITI / NEGARA TUJUAN	BERAT BERSIH (KG)		PERUB	NILAI FOB (US $)		PERUB
	JAN-MAR 2021	JAN-MAR 2022	%	JAN-MAR 2021	JAN-MAR 2022	%
(1)	(2)	(3)	(4)	(5)	(6)	(7)
BRUNEI DARUSSALAM	940	19	-97,98	11.200	43	-99,61
VIET NAM	29.450	26.175	-11,12	222.876	175.704	-21,17
MALDIVES	2.783	-	-	26.011	-	-
INDIA	9.390	147.532	1.471,17	117.372	212.743	81,25
PAKISTAN	229	12.854	5.513,12	3.373	151.631	4.395,43
BANGLADESH	5.500	3.399	-38,20	67.797	42.398	-37,46
SAUDI ARABIA	333	5.584	1.577,79	6.823	48.277	607,55
KUWAIT	12.667	645	-94,90	133.262	7.472	-94,39
JORDAN	-	1.470	-	-	15.969	-
LEBANON	3.705	18.706	404,94	32.579	98.802	203,27
OMAN	-	34.093	-	-	402.331	-
TURKEY	44.530	48.899	9,81	198.464	205.509	3,55
UNITED ARAB EMIRATES	5.661	41.687	636,39	65.321	529.899	711,22
QATAR	-	5.960	-	-	53.117	-
MOROCCO	12.347	23.915	93,69	128.099	250.327	95,42
ALGERIA	485	-	-	7.997	-	-
KENYA	-	106.257	-	-	133.817	-
SOUTH AFRICA	-	2.816	-	-	34.614	-
AUSTRALIA	166.820	321.731	92,86	1.022.209	1.564.841	53,08
NEW ZEALAND	14.564	11.347	-22,09	164.217	114.760	-30,12
FIJI	77	-	-	906	-	-
EAST TIMOR	6.222	10.466	68,20	9.804	40.263	310,69
UNITED STATES	2.155.918	2.453.819	13,82	5.420.600	9.199.706	69,72
CANADA	131.101	129.673	-1,09	239.029	249.745	4,48
MEXICO	38.353	131.254	242,22	418.728	1.295.544	209,40
BRAZIL	40.647	42.082	3,53	249.696	258.509	3,53
COLOMBIA	-	1.365	-	-	11.530	-
ECUADOR	-	62.982	-	-	745.257	-
UNITED KINGDOM	279	8.910	3.090,16	8.554	73.403	758,10
NETHERLANDS	-	1.740	-	-	21.348	-
FRANCE	32.512	65.224	100,62	134.812	124.668	-7,52
GERMANY, FED. REP. OF	342.034	281.386	-17,73	3.192.563	2.613.335	-18,14
AUSTRIA	5.190	-	-	8.630	-	-
DENMARK	-	6.360	-	-	47.662	-
NORWAY	2.038	-	-	18.307	-	-
SWEDEN	11.668	10.783	-7,58	101.938	100.706	-1,21
FINLAND		0	-	-	13	-
IRELAND	7.685	4.515	-41,25	148.201	89.503	-39,61
ITALY	22.172	38.347	72,95	109.864	77.657	-29,32
SPAIN	5.077	-	-	53.528	-	-
GREECE	-	3.530	-	-	4.378	-
HUNGARY	10.986	4.589	-58,23	288.369	123.459	-57,19
CZECH REPUBLIC	1.787	4.141	131,78	29.474	68.316	131,78
RUSSIA FEDERATION	14.080	14.553	3,36	22.002	25.472	15,77
PERALATAN KEDOKTERAN DAN KEDOKTERAN GIGI	**5.233.072**	**5.541.682**	**5,90**	**58.487.320**	**62.647.274**	**7,11**
JAPAN	347.369	449.874	29,51	1.990.079	3.875.364	94,73
HONG KONG	11.471	9.581	-16,48	216.461	102.811	-52,50
KOREA, REPUBLIC OF	51.100	79.522	55,62	2.311.984	440.403	-80,95
TAIWAN	8.370	25.429	203,82	112.274	217.834	94,02
CHINA	5.443	14.252	161,84	161.386	450.638	179,23
MONGOLIA	24.986	44.254	77,12	113.322	220.597	94,66
PAPUA NEW GUINEA	1.370	1.228	-10,36	2.417	142.585	5.800,49
THAILAND	84.892	55.683	-34,41	999.743	656.984	-34,28
SINGAPORE	1.931.694	1.890.840	-2,11	25.038.089	23.952.850	-4,33
PHILIPPINES	56.389	92.805	64,58	407.450	625.066	53,41
MALAYSIA	31.792	34.823	9,53	1.055.806	354.729	-66,40
MYANMAR	608	22.392	3.585,96	7.917	336.098	4.145,27
CAMBODIA	19.417	6.192	-68,11	148.005	54.231	-63,36
BRUNEI DARUSSALAM	65	43	-34,11	3.257	29.762	813,89
NEPAL	-	1.160	-	-	19.667	-
BHUTAN	189	-	-	2.632	-	-
VIET NAM	32.016	38.208	19,34	92.407	722.327	681,68
MALDIVES	-	50	-	-	1.088	-
INDIA	58.846	149.433	153,94	1.756.470	3.079.608	75,33
PAKISTAN	51.660	55.295	7,04	559.865	587.231	4,89
BANGLADESH	9.361	4.632	-50,52	85.911	60.876	-29,14
SRI LANKA	2.919	1.687	-42,20	24.853	27.375	10,15
IRAN (ISLAMIC REPUBLIC OF)	2.418	-	-	41.539	-	-
SAUDI ARABIA	12.553	5.161	-58,88	149.096	69.676	-53,27
ISRAEL	448	-	-	24.184	-	-
KUWAIT	3.240	-	-	28.925	-	-
OMAN	4.456	1.940	-56,47	16.568	13.246	-20,05
TURKEY	18.331	6.629	-63,84	134.182	45.294	-66,24
UNITED ARAB EMIRATES	10.138	12.802	26,28	86.917	109.601	26,10
QATAR	-	4.343	-	-	57	-
EGYPT	11.887	7.108	-40,20	65.900	55.263	-16,14
MOROCCO	50.464	38.547	-23,61	395.877	302.393	-23,61
ALGERIA	6.000	-	-	102.000	-	-
SUDAN	39.170	525	-98,66	285.726	33.000	-88,45
TANZANIA, UNITED REP. OF	18.108	8.648	-52,24	189.040	60.969	-67,75
KENYA	2.044	2.035	-0,45	21.297	21.786	2,30
LIBERIA	-	236	-	-	34.375	-
NIGERIA	-	5.146	-	-	179.652	-
SIERRA LEONE	6.409	161	-97,48	436.527	23.432	-94,63

https://www.bps.go.id

TABEL 6. PERKEMBANGAN EKSPOR INDONESIA MENURUT KOMODITI DAN NEGARA TUJUAN
JANUARI - MARET 2021 DAN 2022

KOMODITI / NEGARA TUJUAN	BERAT BERSIH (KG)		PERUB	NILAI FOB (US $)		PERUB
	JAN-MAR 2021	JAN-MAR 2022	%	JAN-MAR 2021	JAN-MAR 2022	%
(1)	(2)	(3)	(4)	(5)	(6)	(7)
COTE D'IVOIRE	12.647	-	-	169.512	-	-
MALI	822	-	-	56.100	-	-
BURKINA FASO	-	9.543	-	-	426.567	-
UGANDA	4.031	-	-	275.202	-	-
CHAD	-	626	-	-	38.500	-
SOUTH AFRICA	147	639	334,63	8.250	32.161	289,83
ZIMBABWE	-	699	-	-	1.594	-
ZAMBIA	4.436	-	-	302.721	-	-
MALAWI	-	3.068	-	-	203.500	-
DEMOCRATIC REP. OF THE CONGO	4.211	-	-	288.494	-	-
AUSTRALIA	253.657	296.069	16,72	1.615.167	3.724.061	130,57
NEW ZEALAND	86	-	-	517	-	-
VANUATU	-	859	-	-	3.144	-
MARSHALL ISLANDS	449	-	-	4.653	-	-
SOLOMON ISLANDS	-	1.456	-	-	30.318	-
EAST TIMOR	3.392	35.723	953,02	28.003	224.345	701,16
UNITED STATES	216.721	271.053	25,07	4.755.233	7.144.287	50,24
CANADA	541	1.279	136,42	10.511	24.237	130,58
MEXICO	298.717	398.601	33,44	1.727.912	2.290.585	32,56
GUATEMALA	31.989	115.771	261,91	181.883	687.462	277,97
HONDURAS	33.947	15.288	-54,97	394.500	65.742	-83,34
NICARAGUA	61.442	73.928	20,32	388.573	435.735	12,14
PANAMA	242.239	166.831	-31,13	1.497.247	981.068	-34,48
CHILE	177.635	239.289	34,71	985.551	1.116.388	13,28
ARGENTINA	58.582	66.892	14,19	259.311	291.563	12,44
BRAZIL	94.363	85.900	-8,97	428.844	459.868	7,23
COLOMBIA	10.177	1.245	-87,77	72.474	33.999	-53,09
BOLIVIA	-	612	-	-	38.500	-
URUGUAY	157.232	49.850	-68,30	999.401	318.444	-68,14
PARAGUAY	18.960	13.979	-26,27	94.490	68.710	-27,28
ECUADOR	82.866	105.431	27,23	429.280	547.794	27,61
PERU	99.289	141.759	42,77	488.472	803.689	64,53
TRINIDAD AND TOBAGO	-	13.619	-	-	98.918	-
DOMINICAN REPUBLIC	10.828	10.372	-4,21	58.469	48.686	-16,73
EL SALVADOR	148.494	124.164	-16,38	761.497	642.792	-15,59
COSTA RICA	15.959	23.811	49,20	87.398	128.087	46,56
UNITED KINGDOM	1.356	59.260	4.268,70	34.878	542.362	1.455,01
NETHERLANDS	23.033	29.413	27,70	699.195	920.865	31,70
FRANCE	622	307	-50,57	60.679	9.048	-85,09
GERMANY, FED. REP. OF	17.969	14.626	-18,60	369.960	562.325	52,00
BELGIUM	29.032	38.770	33,54	229.861	469.704	104,34
SWITZERLAND	7.282	5.107	-29,87	2.037.935	1.834.782	-9,97
NORWAY	-	2	-	-	100	-
FINLAND	412	1	-99,77	4.908	52	-98,94
ITALY	-	8	-	-	5.311	-
SPAIN	58.619	-	-	484.039	-	-
POLAND	135.219	55.168	-59,20	1.108.614	485.117	-56,24
BULGARIA	47	-	-	19.480	-	-
ALAT PERMAINAN	**2.454.433**	**3.066.323**	**24,93**	**15.575.036**	**20.017.149**	**28,52**
JAPAN	71.137	26.418	-62,86	481.859	205.534	-57,35
HONG KONG	91.574	96.053	4,89	790.493	873.757	10,53
KOREA, REPUBLIC OF	4.920	10.162	106,55	40.299	72.220	79,21
TAIWAN	11.445	10.147	-11,34	63.480	81.384	28,21
CHINA	49.754	46.673	-6,19	330.592	366.514	10,87
THAILAND	536	4.498	738,41	13.499	18.355	35,97
SINGAPORE	4.691	13.341	184,39	155.449	373.335	140,17
PHILIPPINES	1.375	3.644	164,92	120.110	94.624	-21,22
MALAYSIA	22.912	9.298	-59,42	102.709	97.786	-4,79
CAMBODIA	-	1.430	-	-	20.406	-
BRUNEI DARUSSALAM	143	442	209,44	885	634	-28,44
VIET NAM	35.652	41.346	15,97	308.644	385.020	24,75
INDIA	6.015	2.832	-52,92	60.236	31.382	-47,90
SRI LANKA	6.540	-	-	48.915	-	-
SAUDI ARABIA	9	-	-	59	-	-
ISRAEL	7.704	165	-97,86	43.736	1.544	-96,47
KUWAIT	-	3	-	-	12	-
TURKEY	19.342	40.922	111,57	126.697	283.418	123,70
UNITED ARAB EMIRATES	10.273	3	-99,98	39.972	70	-99,82
NIGERIA	21	-	-	133	-	-
SOUTH AFRICA	713	708	-0,75	4.591	4.806	4,67
AUSTRALIA	86.561	103.523	19,59	563.646	633.033	12,31
NEW ZEALAND	8.856	3.808	-57,00	60.396	54.946	-9,02
EAST TIMOR	3.424	27.854	713,49	10.934	33.362	205,13
UNITED STATES	1.312.422	1.600.687	21,96	7.576.342	9.833.435	29,79
CANADA	5.159	120.936	2.244,17	31.341	378.160	1.106,59
MEXICO	96.394	104.243	8,14	611.666	716.127	17,08
CHILE	27.232	11.235	-58,74	168.313	76.023	-54,83
ARGENTINA	3	-	-	17	-	-
BRAZIL	51.808	44.777	-13,57	340.313	301.497	-11,41
COLOMBIA	6.103	4.501	-26,24	38.000	29.703	-21,83
PERU	6.265	2.363	-62,28	39.095	15.804	-59,57
UNITED KINGDOM	202.919	193.558	-4,61	1.123.982	1.082.552	-3,69
NETHERLANDS	42.959	105.249	145,00	446.541	886.940	98,62
FRANCE	49.588	59.312	19,61	367.242	604.845	64,70

https://www.bps.go.id

TABEL 6. PERKEMBANGAN EKSPOR INDONESIA MENURUT KOMODITI DAN NEGARA TUJUAN
JANUARI - MARET 2021 DAN 2022

KOMODITI / NEGARA TUJUAN	BERAT BERSIH (KG)		PERUB	NILAI FOB (US $)		PERUB
	JAN-MAR 2021	JAN-MAR 2022	%	JAN-MAR 2021	JAN-MAR 2022	%
(1)	(2)	(3)	(4)	(5)	(6)	(7)
GERMANY, FED. REP. OF	24.079	39.996	66,10	283.285	342.341	20,85
AUSTRIA	2	-	-	22	-	-
BELGIUM	49.099	60.710	23,65	251.336	302.859	20,50
SWITZERLAND	65	21.751	33.389,22	55	119.030	216.319,02
DENMARK	-	3.298	-	-	16.849	-
NORWAY	-	13	-	-	131	-
SWEDEN	26.506	4.602	-82,64	178.620	35.588	-80,08
IRELAND	2	-	-	8	-	-
ITALY	5.328	9.059	70,02	50.875	78.361	54,03
SPAIN	38	2	-96,09	174	69	-60,56
PORTUGAL	-	570	-	-	6.750	-
ICELAND	-	10	-	-	287	-
GREECE	7.071	9.617	36,01	44.118	64.229	45,58
HUNGARY	-	10.448	-	-	54.961	-
POLAND	5.692	26.212	360,54	48.243	190.681	295,25
ROMANIA	-	8.338	-	-	53.126	-
UKRAINE	7.875	-	-	74.613	-	-
LITHUANIA	4.217	-	-	20.550	-	-
ESTONIA	404	-	-	9.249	-	-
SLOVENIA	-	7.492	-	-	36.065	-
CZECH REPUBLIC	64.865	166.820	157,18	408.534	1.124.789	175,32
RUSSIA FEDERATION	14.742	7.257	-50,77	95.166	33.805	-64,48
PERALATAN UNTUK PELINDUNG KESELAMATAN	**362.231**	**369.592**	**2,03**	**5.508.264**	**4.921.302**	**-10,66**
JAPAN	1.010	280	-72,25	55.186	11.339	-79,45
HONG KONG	133	1.219	814,39	3.352	23.805	610,16
KOREA, REPUBLIC OF	35.063	41.242	17,62	271.103	434.902	60,42
TAIWAN	28.670	26.680	-6,94	543.446	573.746	5,58
CHINA	19.402	2.224	-88,54	598.171	77.296	-87,08
THAILAND	9.055	9.271	2,38	188.810	270.964	43,51
SINGAPORE	10.731	9.537	-11,13	201.004	199.481	-0,76
PHILIPPINES	148.837	142.473	-4,28	1.846.947	1.618.842	-12,35
MALAYSIA	42.395	36.777	-13,25	728.409	592.311	-18,68
MYANMAR	-	50	-	-	38	-
BRUNEI DARUSSALAM	1	-	-	8	-	-
BHUTAN	-	34	-	-	912	-
VIET NAM	6.885	9.245	34,28	99.915	193.789	93,95
MALDIVES	-	7	-	-	50	-
INDIA	1.512	-	-	28.038	-	-
BANGLADESH	2.704	2.995	10,78	10.156	11.232	10,59
IRAN (ISLAMIC REPUBLIC OF)	-	1.970	-	-	10.000	-
ISRAEL	-	2.914	-	-	120.112	-
UNITED ARAB EMIRATES	7	533	7.503,00	113	10.193	8.920,35
MADAGASCAR	23	-	-	649	-	-
TOGO	7.677	9.906	29,04	139.233	171.866	23,44
GHANA	2.974	4.118	38,44	55.396	77.151	39,27
GUINEA	1	-	-	4	-	-
SENEGAL	-	3	-	-	14	-
BURKINA FASO	332	-	-	250	-	-
AUSTRALIA	3.163	2.849	-9,91	87.607	64.452	-26,43
NAURU	-	59	-	-	2.100	-
NEW CALEDONIA	1	-	-	37	-	-
EAST TIMOR	13.704	47.099	243,69	27.534	75.411	173,88
UNITED STATES	2.059	152	-92,64	48.992	2.313	-95,28
BRAZIL	3.075	6.509	111,65	50.252	86.492	72,12
PERU	1.915	-	-	45.865	-	-
UNITED KINGDOM	157	-	-	6.020	-	-
FRANCE	88	-	-	865	-	-
GERMANY, FED. REP. OF	144	73	-49,33	1.548	2.530	63,39
AUSTRIA	75	-	-	6.157	-	-
NORWAY	29	-	-	2.624	-	-
ITALY	20.187	11.345	-43,80	456.924	288.678	-36,82
SPAIN	200	15	-92,50	2.815	1.133	-59,75
PORTUGAL	-	12	-	-	150	-
RUSSIA FEDERATION	22	-	-	836	-	-
PITA MESIN TULIS/GAMBAR	**265.936**	**200.356**	**-24,66**	**6.334.548**	**4.725.471**	**-25,40**
JAPAN	2.415	3.823	58,33	75.991	110.772	45,77
HONG KONG	2.022	2.524	24,85	52.854	53.811	1,81
KOREA, REPUBLIC OF	18	-	-	717	-	-
TAIWAN	0	-	-	0	-	-
CHINA	23.500	40.810	73,66	571.104	877.971	53,73
THAILAND	20.093	971	-95,17	404.970	19.402	-95,21
SINGAPORE	81.991	60.763	-25,89	1.726.345	1.274.128	-26,20
PHILIPPINES	26.259	9.380	-64,28	554.615	174.293	-68,57
MALAYSIA	21.162	3.401	-83,93	361.597	66.428	-81,63
UNITED ARAB EMIRATES	29.393	22.538	-23,32	600.960	488.302	-18,75
SOUTH AFRICA	-	193	-	-	4.378	-
AUSTRALIA	16.060	11.120	-30,76	248.473	176.954	-28,78
EAST TIMOR	-	6	-	-	88	-
UNITED STATES	27.439	32.410	18,12	1.279.436	875.096	-31,60
UNITED KINGDOM	0	422	602.314,29	0	10.905	36.351.233,33
NETHERLANDS	8	-	-	162	-	-
GERMANY, FED. REP. OF	15.575	11.993	-23,00	457.325	592.942	29,65

https://www.bps.go.id

TABEL 6. PERKEMBANGAN EKSPOR INDONESIA MENURUT KOMODITI DAN NEGARA TUJUAN
JANUARI - MARET 2021 DAN 2022

KOMODITI / NEGARA TUJUAN	BERAT BERSIH (KG)		PERUB	NILAI FOB (US $)		PERUB
	JAN-MAR 2021	JAN-MAR 2022	%	JAN-MAR 2021	JAN-MAR 2022	%
(1)	(2)	(3)	(4)	(5)	(6)	(7)
BATU BARA	**83.750.286.687**	**71.215.187.308**	**-14,97**	**4.447.593.370**	**7.587.958.256**	**70,61**
JAPAN	6.644.064.000	6.603.177.000	-0,62	492.116.867	1.093.289.183	122,16
HONG KONG	910.700.000	954.418.000	4,80	58.896.926	145.321.885	146,74
KOREA, REPUBLIC OF	5.306.503.000	5.179.104.000	-2,40	243.451.840	558.337.801	129,34
TAIWAN	3.108.433.020	3.099.859.000	-0,28	159.641.243	284.871.054	78,44
CHINA	22.801.694.212	13.089.095.000	-42,60	1.263.266.905	1.402.454.489	11,02
THAILAND	3.922.926.197	2.791.246.985	-28,85	170.959.020	215.171.324	25,86
SINGAPORE	149.742.249	74.303.329	-50,38	6.429.326	8.262.130	28,51
PHILIPPINES	6.311.198.448	6.191.827.598	-1,89	318.480.148	768.466.876	141,29
MALAYSIA	6.299.188.419	4.956.315.132	-21,32	381.906.628	579.043.330	51,62
CAMBODIA	697.586.934	630.732.822	-9,58	38.668.099	70.951.090	83,49
BRUNEI DARUSSALAM	349.997.000	250.000.000	-28,57	22.716.797	30.175.500	32,83
VIET NAM	3.405.620.167	1.784.237.442	-47,61	157.518.451	182.031.979	15,56
INDIA	21.034.571.000	21.914.452.000	4,18	965.450.442	1.870.533.274	93,75
PAKISTAN	695.101.000	870.653.000	25,26	39.970.612	59.706.299	49,38
BANGLADESH	1.570.665.000	2.031.945.000	29,37	96.567.149	218.933.287	126,72
SRI LANKA	36.300.000	39.600.000	9,09	2.139.159	4.581.720	114,18
UNITED ARAB EMIRATES	62.465.000	-	-	3.060.785	-	-
AUSTRALIA	41	-	-	10	-	-
NEW ZEALAND	336.031.000	165.038.000	-50,89	19.275.408	13.614.631	-29,37
UNITED STATES	107.500.000	56.700.000	-47,26	7.077.555	3.770.550	-46,73
NETHERLANDS	-	273.983.000	-	-	41.657.855	-
GERMANY, FED. REP. OF	-	60.500.000	-	-	5.203.000	-
ITALY	-	71.500.000	-	-	16.731.000	-
SPAIN	-	82.500.000	-	-	8.910.000	-
REP. OF MACEDONIA	-	44.000.000	-	-	5.940.000	-
LIGNIT	**22.666.501.115**	**17.263.333.578**	**-23,84**	**874.365.824**	**1.131.596.007**	**29,42**
KOREA, REPUBLIC OF	-	131.100.000	-	-	7.805.800	-
TAIWAN	33.000.000	60.500.000	83,33	1.542.750	4.399.560	185,18
CHINA	22.297.350.000	16.527.786.000	-25,88	862.107.640	1.075.470.403	24,75
THAILAND	100.580.000	-	-	2.416.746	-	-
SINGAPORE	82.002.115	69.518.555	-15,22	2.307.443	5.955.210	158,09
PHILIPPINES	75.769.000	-	-	4.503.709	-	-
VIET NAM	-	54.830.000	-	-	3.967.499	-
INDIA	77.800.000	140.178.000	80,18	1.487.536	7.020.655	371,97
PAKISTAN	-	116.500.000	-	-	4.800.070	-
AUSTRALIA	-	5	-	-	2	-
SPAIN	-	162.921.018	-	-	22.176.809	-
BITUMEN	**37.240**	**37.240**	**0,00**	**11.760**	**12.544**	**6,67**
SINGAPORE	37.240	37.240	0,00	11.760	12.544	6,67
BIJIH TEMBAGA	**345.053.733**	**733.894.042**	**112,69**	**754.194.426**	**2.126.422.568**	**181,95**
JAPAN	110.569.959	169.396.649	53,20	243.160.082	471.826.024	94,04
KOREA, REPUBLIC OF	33.000.000	156.492.883	374,22	70.666.045	485.081.184	586,44
TAIWAN	11.000.100	55.000.000	400,00	23.149.855	145.004.113	526,37
CHINA	88.182.874	133.955.670	51,91	182.978.567	394.749.677	115,74
PHILIPPINES	30.800.700	31.066.528	0,86	70.386.716	94.624.655	34,44
MALAYSIA	-	67.001.300	-	-	185.006.235	-
INDIA	27.500.000	65.979.912	139,93	65.039.199	200.086.932	207,64
GERMANY, FED. REP. OF	11.000.100	33.000.100	200,00	23.751.121	85.201.791	258,73
SPAIN	22.000.000	11.001.000	-50,00	51.689.635	34.087.937	-34,05
BULGARIA	-	11.000.000	-	-	30.754.020	-
GEORGIA	11.000.000	-	-	23.373.205	-	-
BIJIH ZIRCONIUM, NIOBIUM, DAN TANTALUM	**11.935.027**	**22.087.060**	**85,06**	**16.165.171**	**51.058.994**	**215,86**
JAPAN	273.000	477.000	74,73	371.588	1.096.289	195,03
HONG KONG	20	-	-	10	-	-
KOREA, REPUBLIC OF	40.000	-	-	54.557	-	-
TAIWAN	350.003	167.000	-52,29	451.510	399.260	-11,57
CHINA	7.585.000	16.099.000	112,25	10.281.401	36.388.472	253,93
THAILAND	5.000	16.000	220,00	7.128	41.211	478,19
MALAYSIA	661.000	813.000	23,00	856.180	1.688.783	97,25
INDIA	2.751.000	687.000	-75,03	3.775.189	1.710.275	-54,70
TURKEY	-	583.000	-	-	1.600.150	-
AUSTRALIA	-	100.000	-	-	302.500	-
UNITED STATES	-	60	-	-	200	-
BRAZIL	-	250.000	-	-	707.450	-
UNITED KINGDOM	-	81.000	-	-	180.630	-
NETHERLANDS	54.000	1.215.000	2.150,00	70.200	2.880.900	4.003,85
FRANCE	189.000	-	-	252.720	-	-
ITALY	-	500.000	-	-	1.150.000	-
SPAIN	-	891.000	-	-	2.349.193	-
UKRAINE	27.004	208.000	670,26	44.689	563.680	1.161,34
BIJIH BESI	**473.750.000**	**696.460.000**	**47,01**	**25.247.064**	**21.023.561**	**-16,73**
CHINA	473.750.000	696.460.000	47,01	25.247.064	21.023.561	-16,73
BIJIH SENG	**8.570.290**	**5.647.470**	**-34,10**	**7.706.486**	**6.245.405**	**-18,96**
CHINA	8.570.290	5.647.470	-34,10	7.706.486	6.245.405	-18,96
BIJIH TIMBAL	**3.158.350**	**2.207.120**	**-30,12**	**6.035.163**	**4.056.166**	**-32,79**
CHINA	3.158.350	2.207.120	-30,12	6.035.163	4.056.166	-32,79

https://www.bps.go.id

TABEL 6. PERKEMBANGAN EKSPOR INDONESIA MENURUT KOMODITI DAN NEGARA TUJUAN
JANUARI - MARET 2021 DAN 2022

KOMODITI / NEGARA TUJUAN	BERAT BERSIH (KG)		PERUB	NILAI FOB (US $)		PERUB
	JAN-MAR 2021	JAN-MAR 2022	%	JAN-MAR 2021	JAN-MAR 2022	%
(1)	(2)	(3)	(4)	(5)	(6)	(7)
BIJIH LOGAM LAINNYA	**2.905.768.726**	**6.621.603.740**	**127,88**	**93.245.147**	**216.961.261**	**132,68**
CHINA	2.905.108.726	6.621.603.248	127,93	92.944.775	216.961.232	133,43
IRAN (ISLAMIC REPUBLIC OF)	660.000	-	-	300.372	-	-
FRANCE	-	492	-	-	29	-
BATU KERIKIL	**2.386.376.754**	**2.370.498.697**	**-0,67**	**14.627.666**	**14.360.242**	**-1,83**
JAPAN	207.919	185.529	-10,77	36.223	34.010	-6,11
HONG KONG	20.950	-	-	2.683	-	-
KOREA, REPUBLIC OF	892.740	1.506.800	68,78	137.823	228.606	65,87
TAIWAN	1.331.600	1.990.180	49,46	128.911	255.095	97,88
CHINA	106.000	140.014	32,09	13.320	20.324	52,59
THAILAND	1.000	61.000	6.000,00	500	9.880	1.876,00
SINGAPORE	2.382.269.400	2.365.113.800	-0,72	14.070.467	13.562.134	-3,61
MALAYSIA	52.950	135.296	155,52	6.369	16.910	165,50
MALDIVES	4.375	2.010	-54,06	678	800	18,08
IRAQ	15.000	-	-	2.164	-	-
KUWAIT	50.000	-	-	10.904	-	-
CYPRUS	23.000	-	-	3.880	-	-
MAURITIUS	3.600	-	-	664	-	-
AUSTRALIA	413.352	305.023	-26,21	69.245	48.653	-29,74
EAST TIMOR	-	19.000	-	-	5.097	-
UNITED STATES	895.487	861.995	-3,74	130.408	131.657	0,96
CANADA	21.000	21.000	0,00	3.360	3.565	6,10
BRAZIL	25.000	19.600	-21,60	4.100	7.115	73,55
COSTA RICA	820	700	-14,63	241	121	-50,00
ARUBA	730	-	-	130	-	-
FRENCH POLYNESIA	18.200	8.000	-56,04	1.715	777	-54,71
MARTINIQUE	-	20.000	-	-	6.600	-
NETHERLANDS	1.200	-	-	198	-	-
FRANCE	165	48.250	29.142,42	26	7.699	29.670,92
GERMANY, FED. REP. OF	10.450	21.800	108,61	1.935	3.888	100,93
SWEDEN	-	5.120	-	-	1.189	-
ITALY	117	-	-	85	-	-
PORTUGAL	-	4.260	-	-	925	-
GREECE	-	28.000	-	-	15.000	-
POLAND	11.700	-	-	1.638	-	-
ESTONIA	-	1.320	-	-	198	-
BATU HIAS DAN BATU BANGUNAN	**5.580.222**	**5.907.457**	**5,86**	**629.164**	**778.995**	**23,81**
JAPAN	77.000	269.921	250,55	21.866	53.056	142,64
TAIWAN	391.800	317.481	-18,97	43.997	46.350	5,35
CHINA	4.773.816	4.746.325	-0,58	492.605	544.858	10,61
THAILAND	124.100	248.940	100,60	31.025	53.370	72,02
SINGAPORE	6.014	66.405	1.004,14	4.516	13.857	206,84
PHILIPPINES	-	555	-	-	81	-
MALAYSIA	75.864	86.940	14,60	8.711	11.294	29,66
INDIA	54.783	14.337	-73,83	7.733	720	-90,69
SAUDI ARABIA	26.364	20.806	-21,08	3.500	3.430	-2,00
REUNION	-	12.600	-	-	7.643	-
SOUTH AFRICA	-	16.700	-	-	7.063	-
AUSTRALIA	3.550	-	-	1.600	-	-
UNITED STATES	2.587	1.245	-51,88	4.271	1.714	-59,86
BRAZIL	-	10.500	-	-	5.550	-
FRENCH POLYNESIA	-	8.400	-	-	560	-
UNITED KINGDOM	600	-	-	270	-	-
NETHERLANDS	25.650	-	-	4.780	-	-
FRANCE	35	6.732	19.134,29	5	1.131	23.634,63
GERMANY, FED. REP. OF	10.060	72.500	620,68	3.086	21.292	589,95
BELGIUM	-	50	-	-	340	-
SPAIN	-	5.230	-	-	6.258	-
POLAND	8.000	-	-	1.200	-	-
ESTONIA	-	1.790	-	-	428	-
ZIRCONIUM SILIKAT	**588.000**	**1.435.000**	**144,05**	**858.309**	**3.894.203**	**353,71**
JAPAN	-	160.000	-	-	395.446	-
KOREA, REPUBLIC OF	236.000	258.000	9,32	339.309	649.420	91,39
CHINA	20.000	-	-	30.007	-	-
THAILAND	70.000	4.000	-94,29	97.467	10.642	-89,08
INDIA	252.000	-	-	374.226	-	-
PAKISTAN	-	26.000	-	-	69.410	-
TURKEY	-	25.000	-	-	73.750	-
MEXICO	-	260.000	-	-	724.534	-
ARGENTINA	-	52.000	-	-	128.700	-
BRAZIL	10.000	156.000	1.460,00	17.300	438.424	2.434,24
ITALY	-	104.000	-	-	290.224	-
SPAIN	-	390.000	-	-	1.113.653	-
BATU APUNG DAN SEJENISNYA	**31.033.932**	**35.580.844**	**14,65**	**2.065.385**	**2.276.530**	**10,22**
JAPAN	115.000	122.480	6,50	18.975	21.570	13,68
HONG KONG	7	-	-	36	-	-
KOREA, REPUBLIC OF	2.471.200	1.839.641	-25,56	245.900	192.350	-21,78
TAIWAN	69.250	215.253	210,83	7.168	21.942	206,14
CHINA	23.757.401	29.948.059	26,06	1.332.509	1.689.148	26,76
THAILAND	1.738.066	1.318.125	-24,16	184.119	149.942	-18,56
SINGAPORE	284.006	215.163	-24,24	36.523	26.399	-27,72

https://www.bps.go.id

TABEL 6. PERKEMBANGAN EKSPOR INDONESIA MENURUT KOMODITI DAN NEGARA TUJUAN
JANUARI - MARET 2021 DAN 2022

KOMODITI / NEGARA TUJUAN	BERAT BERSIH (KG)		PERUB	NILAI FOB (US $)		PERUB
	JAN-MAR 2021	JAN-MAR 2022	%	JAN-MAR 2021	JAN-MAR 2022	%
(1)	(2)	(3)	(4)	(5)	(6)	(7)
PHILIPPINES	500	-	-	595	-	-
MALAYSIA	197.100	126.500	-35,82	18.185	13.200	-27,41
CAMBODIA	263.308	352.150	33,74	27.916	12.480	-55,29
VIET NAM	1.603.535	1.442.705	-10,03	159.751	144.488	-9,55
INDIA	25.300	-	-	2.990	-	-
BANGLADESH	420.000	-	-	21.000	-	-
QATAR	89.100	-	-	9.650	-	-
AUSTRALIA	160	-	-	68	-	-
NETHERLANDS	-	768	-	-	5.010	-
ASPAL	**-**	**282**	**-**	**-**	**66**	**-**
SINGAPORE	-	282	-	-	66	-
TANAH DAN TANAH LIAT	**38.606.630**	**15.724.465**	**-59,27**	**2.869.385**	**1.980.132**	**-30,99**
JAPAN	16.000	429.050	2.581,56	4.160	82.865	1.891,95
KOREA, REPUBLIC OF	615.000	215.000	-65,04	100.601	39.283	-60,95
TAIWAN	953.200	733.400	-23,06	152.871	146.171	-4,38
CHINA	23.947.600	3	-100,00	979.467	1	-100,00
THAILAND	631.003	452.004	-28,37	110.281	54.941	-50,18
SINGAPORE	46.000	78.000	69,57	6.656	11.902	78,82
MALAYSIA	6.750.317	5.101.000	-24,43	819.188	606.480	-25,97
VIET NAM	2.688.000	3.709.000	37,98	341.468	438.688	28,47
INDIA	988.002	1.342.005	35,83	47.719	95.412	99,95
PAKISTAN	3	-	-	1	-	-
BANGLADESH	1.696.500	2.651.004	56,26	295.341	428.339	45,03
SRI LANKA	5	-	-	2	-	-
IRAN (ISLAMIC REPUBLIC OF)	-	1.014.000	-	-	76.050	-
TANZANIA, UNITED REP. OF	275.000	-	-	11.630	-	-
BAHAN MINERAL LAINNYA	**429.546.581**	**197.504.573**	**-54,02**	**7.985.275**	**4.232.735**	**-46,99**
JAPAN	432.100	7.885.595	1.724,95	124.274	406.281	226,92
KOREA, REPUBLIC OF	18.000	20.008	11,16	5.913	5.575	-5,72
TAIWAN	14.921	57.430	284,90	9.378	8.811	-6,04
CHINA	423.075.201	186.964.200	-55,81	7.010.258	3.327.032	-52,54
THAILAND	200	20.151	9.975,50	1.200	4.415	267,92
SINGAPORE	1.132	2.009	77,46	605	2.529	317,80
PHILIPPINES		25.110	-	-	8.452	-
MALAYSIA	5.696.124	2.078.020	-63,52	292.603	116.966	-60,03
INDIA	4.200	3.545	-15,60	8.177	4.450	-45,58
BANGLADESH	56.025	250.000	346,23	375.368	10.750	-97,14
SRI LANKA	50	25	-50,10	41	25	-38,41
OMAN	-	27.200	-	-	182.240	-
QATAR	-	5.232	-	-	7.920	-
AUSTRALIA	18.325	1.731	-90,55	3.216	2.005	-37,67
FIJI	3.580	-	-	4.014	-	-
EAST TIMOR	24.208	18.291	-24,44	2.218	3.107	40,07
UNITED STATES	16.439	1.326	-91,93	36.523	400	-98,90
BRAZIL	-	25.000	-	-	5.250	-
NETHERLANDS ANTILLES	2.310	-	-	907	-	-
UNITED KINGDOM	31.920	62.450	95,65	5.741	12.711	121,42
NETHERLANDS	28.430	18.500	-34,93	5.970	3.885	-34,92
FRANCE	-	9.807	-	-	1.746	-
GERMANY, FED. REP. OF	104.416	28.944	-72,28	95.071	118.187	24,31
POLAND	19.000	-	-	3.800	-	-
BARANG BUKAN LOGAM DAUR ULANG	**2.140.483**	**3.124.981**	**45,99**	**1.591.712**	**1.835.512**	**15,32**
JAPAN	77.517	97.602	25,91	91.797	94.001	2,40
KOREA, REPUBLIC OF	404.000	252.480	-37,50	366.497	222.453	-39,30
CHINA	1.360.393	2.563.889	88,47	1.010.837	1.417.303	40,21
THAILAND	295.374	151.010	-48,87	120.546	72.596	-39,78
MALAYSIA	3.200	-	-	2.035	-	-
PERU	-	60.000	-	-	29.160	-
TOTAL EKSPOR	**150.778.680.168**	**132.815.956.856**	**-11,91**	**48.904.278.433**	**66.144.071.049**	**35,25**

https://www.bps.go.id

DATA

MENCERDASKAN BANGSA

https://www.bps.go.id

BADAN PUSAT STATISTIK
Jl. dr. Sutomo No. 6-8 Jakarta 10710
Telp : (021) 3841195, 3842508, 3810291-4, Fax : (021) 3857046
Homepage : http://www.bps.go.id *E-mail* : bpshq@bps.go.id

ISSN 2745-3995
9 772745 399503