

STATISTIK EKSPOR PROVINSI KALIMANTAN UTARA

**EXPORT STATISTIC KALIMANTAN UTARA
PROVINCE**



**BADAN PUSAT STATISTIK
PROVINSI KALIMANTAN UTARA
BPS - STATISTICS OF KALIMANTAN UTARA**

STATISTIK EKSPOR PROVINSI KALIMANTAN UTARA 2022
EXPORT STATISTICS OF KALIMANTAN UTARA 2022

ISSN : 2723-2085

No. Publikasi/Publication Number : 65000.2348

Katalog/Catalogue : 8202016.65

Ukuran Buku/Book Size : 21,0 cm x 29,7 cm

Jumlah Halaman/Pages : xiv + 48 halaman

Naskah/Manuscript :

BPS Provinsi Kalimantan Utara

BPS Kalimantan Utara Province

Penyunting/Editor :

Badan Pusat Statistik Provinsi Kalimantan Utara/*BPS-Statistics of Kalimantan Utara Province*

Gambar Cover/Cover Design :

Badan Pusat Statistik Provinsi Kalimantan Utara/*BPS-Statistics of Kalimantan Utara Province*

Diterbitkan Oleh/Published by :

© Badan Pusat Statistik Provinsi Kalimantan Utara/*BPS-Statistics of Kalimantan Utara Province*

Dilarang mengumumkan, mendistribusikan, mengomunikasikan, dan/atau menggandakan sebagian atau seluruh isi buku ini untuk tujuan komersial tanpa izin tertulis dari Badan Pusat Statistik.

Prohibited to announce, distribute, communicate, and/or copy part or all of this book for commercial purpose without permission from BPS-Statistics Indonesia

TIM PENYUSUN

Pengarah/Director

Mas'ud Rifai

Penanggung Jawab/Person In Charge

Mohamad Syahrul Muharom

Penyunting/Editor

Wisnu Damar Budimulia

Penulis/Author

Arfiana Eka Saputeri

Pengolah Data/Data Processor

Arfiana Eka Saputeri

Desain & Gambar Kulit/Layout & Cover Design

Wisnu Damar Budimulia

Ilustrasi/Illustration

canva.com

KATA PENGANTAR

Publikasi “STATISTIK EKSPOR KALIMANTAN UTARA 2022” merupakan publikasi tahunan yang diterbitkan oleh Badan Pusat Statistik Provinsi Kalimantan Utara.

Publikasi ini menyajikan data ekspor menurut jenis barang, negara tujuan dan pelabuhan ekspor, berdasarkan hasil pengolahan dokumen PEB (Pemberitahuan Ekspor Barang) tahun 2022.

Selain itu juga sebagai bahan perbandingan secara total, disajikan pula data series dari selama tahun 2022, termasuk rincian Ekspor Kalimantan Utara, yang dirinci menurut jenis komoditi.

Mudah-mudahan publikasi ini dapat membantu kebutuhan para konsumen data ekspor Kalimantan Utara. Terima kasih disampaikan kepada semua pihak yang telah membantu BPS Provinsi Kalimantan Utara sehingga penyajian publikasi ini dapat terlaksana.

Tanjung Selor, Agustus 2023
Kepala BPS
Provinsi Kalimantan Utara



Mas'ud Rifai, SST., M.M.

PREFACE

The publication "EXPORT STATISTICS OF KALIMANTAN UTARA 2022" is an annual publication published by the Central Statistics Agency of Kalimantan Utara Province.

This publication presents export data by type of goods, destination country and export port, based on the results of 2022 PEB (Export Declaration Form) documents.

In addition, as a material for total participation, data series throughout 2022 are also presented, including details of Kalimantan Utara Exports that broken down by commodity.

This easily-requested publication can help the needs of consumers of Kalimantan Utara export data. Thank you to all those who have helped BPS-Statistics of Kalimantan Utara Province make the presentation of this publication possible.

Tanjung Selor, August 2023
Chief Statistician of
BPS-Statistic of Kalimantan Utara



Mas'ud Rifai, SST., M.M.

DAFTAR ISI/CONTENTS

KATA PENGANTAR.....	v
DAFTAR ISI/CONTENTS.....	vii
DAFTAR TABEL/TABLE LIST.....	ix
DAFTAR GAMBAR/IMAGES.....	xi
DAFTAR LAMPIRAN/APPENDIX.....	xiii
BAB I PENJELASAN/ EXPLANATORY NOTES.....	1
Daerah Pencacahan.....	3
Sumber Data.....	3
Sistem Perdagangan.....	3
Ruang Lingkup.....	3
Sistem Pengolahan.....	4
Klasifikasi Jenis Barang.....	5
Periode Referensi.....	5
Nilai Barang.....	5
Negara Tujuan.....	5
Satuan Barang.....	6
Pelabuhan Ekspor.....	6
BAB II ULASAN SINGKAT / BRIEF DESCRIPTION.....	7
Pendahuluan.....	9
Perkembangan Ekspor.....	9
Ekspor Kalimantan Utara Tahun 2022.....	12
BAB III LAMPIRAN / APPENDIX.....	23

DAFTAR TABEL/TABLE LIST

Tabel/Table 1.	<i>Nilai Ekspor Kalimantan Utara Menurut Pelabuhan Muat di Kalimantan Utara 2022 / Export Value of Kalimantan Utara According to the Port of Loading in Kalimantan Utara in 2022.....</i>	13
Tabel/Table 2.	<i>Nilai Ekspor Kalimantan Utara Menurut Negara Tujuan 2022 / Export Value Of Kalimantan Utara According to Destination Country in 2022.....</i>	14
Tabel/Table 3.	<i>Nilai Ekspor Kalimantan Utara Menurut HS 2 Digit 2022 / Export Value of Kalimantan Utara According to HS 2 Digit in 2022.....</i>	17
Tabel/Table 4.	<i>Nilai Ekspor Kalimantan Utara Menurut HS 8 Digit 2022 / Export Value of Kalimantan Utara According to HS 8 Digit in 2022.....</i>	18
Tabel/Table 5.	<i>Nilai Ekspor Kalimantan Utara Melalui Pelabuhan Luar Kalimantan Utara 2021 / Export Value of Kalimantan Utara Trough Outer Kalimantan Utaras Ports in 2021.....</i>	20

DAFTAR GAMBAR/IMAGES

Gambar/Picture 1. Perkembangan Nilai Ekspor Kalimantan Utara 2022 (Juta US\$) / Trend of Kalimantan Utara Eksport in 2022 (US\$ million).....	11
Gambar/Picture 2. Perkembangan Persentase Nilai Ekspor Kalimantan Utara 2022 / Percentage Development of Kalimantan Utara Eksport in 2022.....	11
Gambar/Picture 3. Nilai Ekspor Kalimantan Utara Menurut Pelabuhan Muat di Kalimantan Utara 2022 / Export Value of Kalimantan Utara According to the Port of Loading in Kalimantan Utara in 2022.....	13
Gambar/Picture 4. Neraca Perdagangan Kalimantan Utara tahun 2021 / Kalimantan Utara Trade Balance in 2022.....	20

<https://kaltara.bps.go.id>

DAFTAR LAMPIRAN/*APPENDIX*

Lampiran/ <i>Appendix</i> 1. Perkembangan Ekspor Kalimantan Utara Tahun 2022 / Trend of Kalimantan Utara's Exports in 2022.....	24
Lampiran/ <i>Appendix</i> 2. Nilai Ekspor Kalimantan Utara Menurut Pelabuhan Muat di Kalimantan Utara 2022 / Export Value of Kalimantan Utara According to the Port of Loading in Kalimantan Utara in 2022.....	25
Lampiran/ <i>Appendix</i> 3. Nilai Ekspor Kalimantan Utara Menurut Negara Tujuan 2022 / Export Value of Kalimantan Utara According to Destination Country in 2022	27
Lampiran/ <i>Appendix</i> 4. Nilai Ekspor Kalimantan Utara Menurut HS 2 Digit 2022 / Export Value of Kalimantan Utara According to HS 2 Digit in 2022.....	28
Lampiran/ <i>Appendix</i> 5. Berat Ekspor Kalimantan Utara Menurut HS 8 Digit 2022 / <i>Export Value of Kalimantan Utara According to HS 8 Digit in 2022 (Ton)</i>	30
Lampiran/ <i>Appendix</i> 6. Nilai Ekspor Kalimantan Utara Menurut HS 8 Digit 2022 (US\$) / <i>Export Value of Kalimantan Utara According to HS 8 Digit in 2022 (US\$)</i>	36
Lampiran/ <i>Appendix</i> 7. Ekspor Kalimantan Utara Melalui Pelabuhan Luar Kalimantan Utara 2022 / <i>Kalimantan Utara's Export Trough Outer Kalimantan Utara's Ports in 2022</i>	42

BAB I

PENJELASAN UMUM

Chapter I Explanatory Notes

Nilai Ekspor Di Provinsi Kalimantan Utara Selama Tahun 2022 (Juta US\$)

Export Value in North Kalimantan Province in 2022 (US\$ Million)



Menurut trennya, nilai export di Provinsi Kalimantan Utara mengalami Kenaikan selama tahun 2022. Kenaikan terbesar terjadi pada bulan Juli 2022, yaitu sebesar 286,94 Juta US\$ atau 4 Triliun Rupiah. Selain itu dari Bulan September 2022 sampai dengan Bulan Desember 2022, nilai Ekspor di Provinsi Kalimantan Utara stabil di nilai ± 250 Juta US\$.

According to the trend, the export value in North Kalimantan Province has increased during 2022. The biggest increase occurred in July 2022, which amounted to US\$ 286.94 million or 4 trillion Rupiah. In addition, from September 2022 to December 2022, the export value in North Kalimantan Province was stable at ± 250 million US\$.

BAB I

PENJELASAN

Daerah Pencacahan

Daerah pencatatan statistik dalam publikasi ini meliputi pelabuhan-pelabuhan yang berada di wilayah Kalimantan Utara.

Sumber Data

Data ekspor dikumpulkan berdasarkan dokumen ekspor/ Pemberitahuan Ekspor Barang (PEB) yang diisi oleh Eksportir dan telah diberikan ijin muat oleh Bea dan Cukai serta dilegalisir oleh Bank Devisa.

Sistem Perdagangan

Pencatatan Statistik perdagangan luar negeri menggunakan sistem perdagangan umum (general trade) dimana pencatatan dilakukan dari dokumen PEB yang dimuat dari pelabuhan dan bandara di seluruh wilayah Indonesia termasuk kawasan berikat.

Ruang Lingkup

- Pencatatan Statistik Ekspor meliputi seluruh barang-barang yang keluar dari wilayah Kalimantan Utara yang bersifat komersial maupun bukan komersial seperti bantuan barang kredit lunak, hadiah dan sebagainya.

CHAPTER I

EXPLANATORY NOTES

Area Of Recordings

The statistics recording area in this publication covers the entire territory of the Kalimantan Utara.

Source Of Documents

The data compiled based on export documents/Export Declaration (PEB), filled out by the Exporters approved by the Customs & Excises and legalized by foreign exchange bank.

Trade System

Recording of Foreign Trade Statistics apply the general trade system, where the documents recorded from the PEB document that loaded from the port and airport in Indonesia including bounded warehouse.

Coverage

- *The recording Export statistics covers all goods leaving the territory of the Kalimantan Utara, both the commercial, as well as non commercial goods, such as goods with soft loans, grants/gifts, etc .*

- Ekspor kapal laut dan pesawat udara termasuk dalam statistik ekspor, sedangkan ekspor bunker oil untuk kapal tidak tercatat dalam publikasi ini.
- Barang-barang yang diolah di luar negeri tetap dicatat sebagai ekspor, meskipun hasil olahan barang tersebut akan kembali masuk ke wilayah Kalimantan Utara.
- Barang-barang di bawah ini tidak termasuk di dalam statistik ekspor
 - a. Pakaian & barang-barang perhiasan penumpang.
 - b. Barang-barang yang dikirim untuk perwakilan Indonesia di luar negeri.
 - c. Barang-barang untuk ekspedisi dan eksibisi/pameran.
 - d. Pembungkus/peti kemas untuk diisi diluar negeri.
 - e. Uang dan Surat-surat berharga.
 - f. Barang-barang contoh.
 - g. Barang-barang yang dikirim keluar negeri untuk diperbaiki.
- *Ocean going ships and air planes are included in the statistics, while the export of bunker oil for ships is not presented in this publication.*
- *Goods processed abroad, are still recorded as export although the results of this processing will return to, and enter on the territory of the Kalimantan Utara.*
- *The following goods were not included in the statistics :*
 - a. *Clothes and jewelry of passangers.*
 - b. *Goods exported for the Indonesian representative abroad.*
 - c. *Goods for expeditions and exhibition/shows.*
 - d. *Packings/containers to be filled abroad.*
 - e. *Banknotes and securities*
 - f. *Sample goods*
 - g. *Goods exported for repair*

Sistem Pengolahan

Data dalam publikasi ini mencakup dokumen-dokumen Ekspor tahun 2022 yang diterima oleh Badan Pusat Statistik sejak awal Januari 2022 sampai dengan 31 Desember 2022. Sistem pengolahan menggunakan "Carry Over".

Processing System

The data in this publication cover export documents of 2022 received by BPS - Statistics of Indonesia since the beginning of January 2022 through December 31, 2022. The carry over system is applied in this processing.

The deadline of a certain month is one month after the reference period, which

Dengan metode ini dokumen-dokumen dari daerah ditunggu selama satu bulan setelah bulan berjalan. Dokumen-dokumen yang datang terlambat akan dimasukkan dalam pengolahan bulan berikutnya. Metode "Carry over" ini sangat membantu mempercepat pengolahan data, disamping itu telah diteliti bahwa metode ini tidak begitu berpengaruh terhadap ekspor yang disebabkan "carry over" berikutnya.

Klasifikasi Jenis Barang

Penggolongan barang didalam publikasi ini menggunakan Klasifikasi Tarif Indonesia 2020 yang didasarkan atas Harmonized System (HS).

Periode Referensi

Periode penentuan ekspor adalah tanggal diberikannya izin muat barang tersebut oleh pejabat Bea & Cukai setelah diadakan pemeriksaan seperlunya.

Nilai Barang

Nilai barang yang dicatat untuk statistik Ekspor adalah nilai FOB (US\$).

Negara Tujuan

Yang dimaksud dengan negara tujuan adalah negara dimana barang tersebut akan dikonsumsi /diperdagangkan.

means the end of the following month. The documents accepted after the deadline is considered as document of the following month. The method of carry over was very helpful to speed up data processing, beside that it was researched that the method was not significantly affected by the carry over data.

Commodity Classification

The classification of goods in this publication applies the 2020 Indonesia Tariff Classification, which is based on the Harmonized System (HS).

Reference Period

The period for export determination is the date of issuance of the Goods Loading Permit by the Customs & Excises official, after the necessary examination had been conducted.

Commodity Valuation

The goods value recorded for the Export Statistics, is the FOB value (US\$).

Country Of Destination

Country of destination is the country known at the time of dispatch to be the final country where goods are to be delivered

Satuan Barang

Sejak tahun 1975 ekspor disajikan dalam berat bersih (Kg) meskipun demikian untuk beberapa jenis barang disajikan pula buah, ekor, lembar, liter, dozen, pasang, unit dan sebagainya.

Unit Of Commodity

Since 1975, export has been presented in net weight (kg); nevertheless, several types of goods are also presented in piece, sheet, litre, dozen, pairs, units, etc.

Pelabuhan Ekspor

Yang dimaksud dengan pelabuhan ekspor adalah pelabuhan dimana surat izin muat tersebut dikeluarkan

Port Of Export

Port of export is the port where the loading permit is issued.

<https://kaltara.bps.go.id>

BAB II

ULASAN SINGKAT

Brief Description

5 Negara Tujuan Ekspor dengan Nilai Terbesar Selama Tahun 2022

5 Export Destination Countries with the Largest Value in 2022



INDIA

US\$ 740,66 Juta
/ Million



MALAYSIA

US\$ 182,43 Juta
/ Million



CHINA

US\$ 537,67 Juta
/ Million



PHILIPPINES

US\$ 320,15 Juta
/ Million



KOREAN

US\$ 278,85 Juta
/ Million



India menjadi negara tujuan ekspor terbesar dari Provinsi Kalimantan Utara selama tahun 2022, yaitu mencapai 740,66 Juta US\$, disusul oleh negara China dan Korea yang masing-masing bernilai 537,67 Juta US\$ dan 278,85 Juta US\$. Nilai tersebut berbeda dengan tahun lalu dimana Negara China menjadi negara tujuan ekspor terbesar yaitu mencapai 811,84 Juta US\$ disusul oleh Negara Filipina, Malaysia, India dan Korea

India is the largest export destination country for North Kalimantan Province in 2022, reaching US\$740.66 million, followed by China and Korea, each worth US\$537.67 million and US\$278.85 million. This value is different from last year where China became the largest export destination country, reaching US\$ 811.84 million, followed by the Philippines, Malaysia, India and Korean.

BAB II

ULASAN SINGKAT

Pendahuluan

Perdagangan luar negeri merupakan sektor ekonomi yang sangat berperan dalam menunjang pembangunan. Dari kegiatan ekspor dapat diperoleh devisa yang merupakan salah satu sumber dana untuk pembangunan.

Untuk meningkatkan ekspor, pemerintah telah mengeluarkan serangkaian kebijaksanaan seperti paket deregulasi. Inti dari paket deregulasi adalah pemerintah memperluas cakupan kelompok komoditi yang mendapat fasilitas dalam kerangka Perusahaan Eksportir Tertentu (PET).

Pada tahun 2022 kegiatan perdagangan luar negeri Kalimantan Utara khususnya ekspor mencapai sebesar US\$ 2.672,92 juta. Jumlah nilai ekspor Kalimantan Utara pada tahun 2022 apabila diamati dari golongan barang diketahui bahwa Pertambangan memiliki andil terbesar dalam ekspor.

Perkembangan Ekspor

Perkembangan nilai ekspor Kalimantan Utara selama setahun terakhir di tahun 2022 terjadi perubahan yang cukup signifikan dibandingkan tahun

CHAPTER II

BRIEF DESCRIPTION

Introduction

Foreign trade is an economic factor which support the National Development. From the Export activities, the foreign exchange can be obtained which is regarded as one of the financial sources for development activities.

To increase the export, the Government has stipulated a set of policy like the deregulate package. The focus of the deregulates package is that Government expands the range of commodity group for some specific manufacturing export.

In 2022, Kalimantan Utara foreign trade activities, especially export, has reached US\$ 2.672,92 milion. The sum of value of exports of Kalimantan Utara in the 2022 when observed from the commodity group, it is known that mining has the biggest share in exports.

Export Development

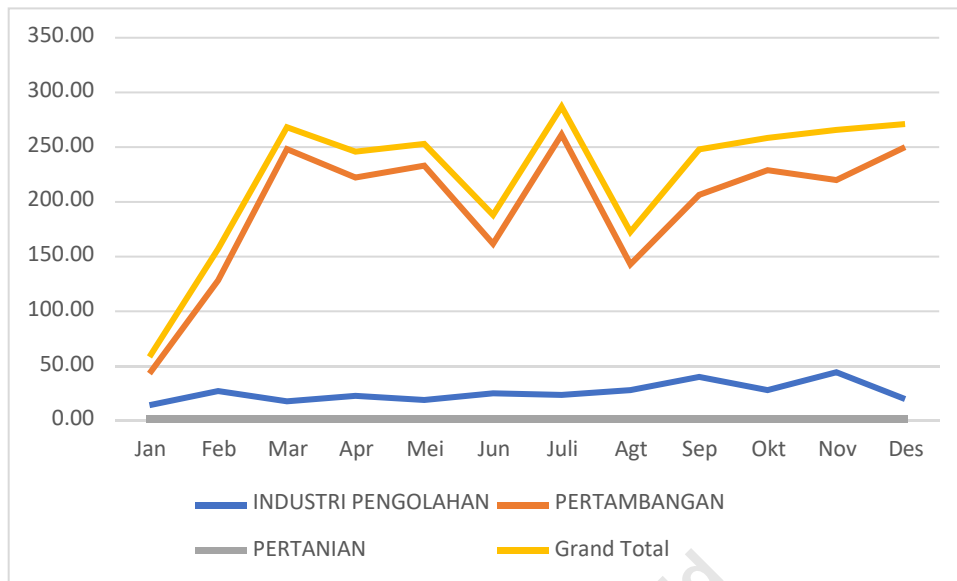
The development of Kalimantan Utaras's export value during the last year in 2022 saw a significant change compared to the previous year . In 2022,

sebelumnya. Pada tahun 2022, seperti pada grafik yang ditampilkan, nilai ekspor tertinggi terjadi di bulan Juli sebesar US\$ 286,94 juta. Adapun nilai ekspor paling rendah terjadi di awal tahun di bulan Januari yaitu sebesar US\$ 58,29 juta. Jika dilihat lebih dalam, perkembangan ekspor Kalimantan Utara lebih banyak melalui sektor non migas dan didominasi oleh hasil pertambangan sepanjang tahun.

as in the graph shown, the highest export value occurred in July in the amount of US\$ 286,94 million. The lowest export value occurred on early year in January, which was US\$ 58,29 million. If we look more deeply, Kalimantan Utara's export development is mostly through the non-oil and gas sector and is dominated by mining products throughout the year.

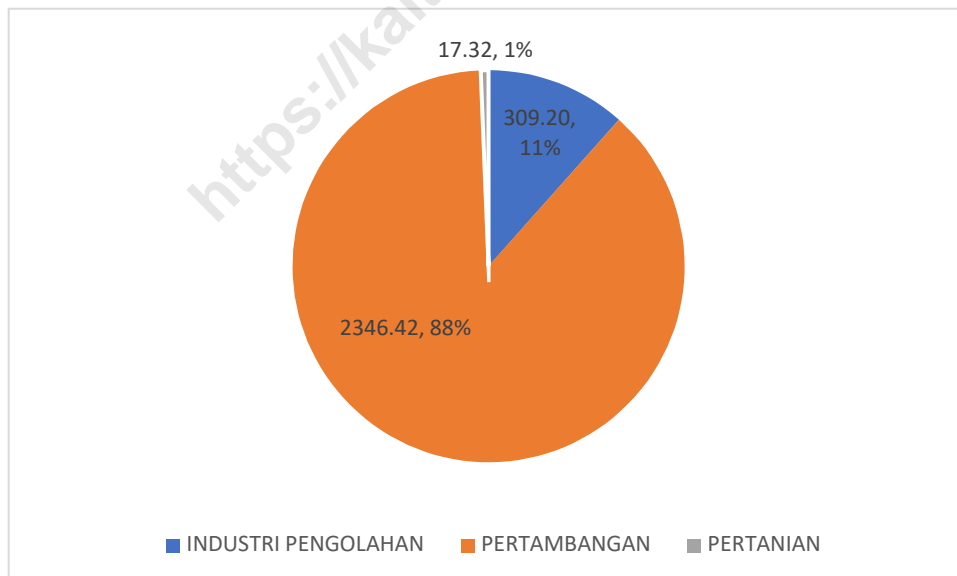
<https://kaltara.bps.go.id>

Gambar/Picture 1. Perkembangan Nilai Ekspor Kalimantan Utara 2022 (Juta US\$) / Trend of Kalimantan Utara Eksport in 2022 (US\$ million)



Sumber/Source: Dokumen PEB, kantor pos, catatan instansi, survey perdagangan lintas batas / PEB document, post office, agency notes, cross border trade survei.

Gambar/Picture 2. Perkembangan Persentase Nilai Ekspor Kalimantan Utara 2022 / Percentage Development of Kalimantan Utara Eksport in 2022



Sumber/Source: Dokumen PEB, kantor pos, catatan instansi, survey perdagangan lintas batas / PEB document, post office, agency notes, cross border trade survei

Ekspor Kalimantan Utara Tahun 2022

Ekspor Kalimantan Utara tahun 2022 dimuat melalui 5 (lima) pelabuhan yang ada di Kalimantan Utara. Dari lima pelabuhan ekspor tersebut bila diamati dari peran masing-masing pelabuhan, maka pelabuhan Lingkas Ujung di Tarakan merupakan pelabuhan yang memuat barang ekspor terbesar pada tahun 2022 yakni sebesar 62,88 persen dari total nilai ekspor Kalimantan Utara, atau senilai US\$ 1.680,65 juta dengan komoditi ekspor terbesar berupa komoditi non migas. Pelabuhan yang memuat komoditi ekspor terbesar kedua adalah Pelabuhan Nunukan sebesar 23,28 persen atau memiliki nilai sebesar US\$ 622,33 juta. Adapun yang ketiga, keempat dan kelima adalah Pelabuhan Tanjung Selor, Pelabuhan Bunyu, dan pelabuhan Tarakan dengan nilai ekspor masing-masing sebesar US\$ 212,09 juta dan 7,93 persen, sedangkan Pelabuhan Bunyu sebesar US\$ 154,74 juta atau 5,79 persen dan Pelabuhan Tarakan sebesar US\$3,11 juta atau 0,12 persen dari total nilai ekspor Kalimantan Utara tahun 2022. Adapun rincian ekspor melalui pelabuhan di Kalimantan Utara dapat dilihat pada Tabel 1.

Kalimantan Utara Exports in 2021

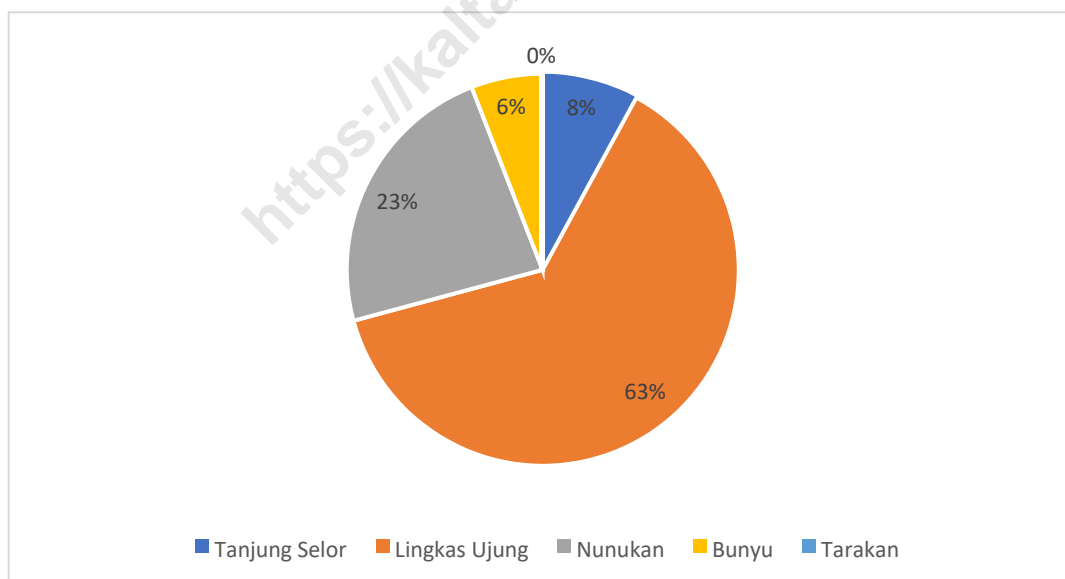
Kalimantan Utara's exports in 2020 were loaded through 5 (five) ports in Kalimantan Utara. Of the four export ports, if observed from the role of each port, then the Lingkas Ujung port in Tarakan is the port that contains the largest export goods in 2022, amounting to 62,88 percent of the total export value of Kalimantan Utara, or valued at US \$ 1.680,65 million with the largest export commodity in the form of non-oil and gas commodities. The port that contains the second largest export commodity is Nunukan Port with 23,28 percent or has a value of US \$ 622,33 million. The third, fourth and five ones are Tanjung Selor Port, Bunyu and Tarakan Port with export value of US \$ 212,09 million and US \$ 7,93 million then for Bunyu Port has a value US\$ 154,74 million or 5,79 percent and Tarakan Port has a value US\$ 3,11 million or 0,12 percent of the total export value of Kalimantan Utara in 2022 The details of exports through ports in Kalimantan Utara can be seen in Table 1.

Tabel/Table 1. Nilai Ekspor Kalimantan Utara Menurut Pelabuhan Muat di Kalimantan Utara 2022 / Export Value of Kalimantan Utara According to the Port of Loading in Kalimantan Utara in 2022

No	Pelabuhan/ Port	Berat (Ton)/ Weight (Ton)	Nilai (Juta US\$)/ Value (US\$ Million)	Peranan / Share (%)	
				Berat/ Weight	Nilai/ Value
1	Tanjung Selor	4.222,146	212,09	17,68	7,93
2	Lingkas Ujung	12.522,960	1.680,65	52,43	62,88
3	Nunukan	2.438,391	622,33	10,21	23,28
4	Bunyu	4.072,901	154,74	19,69	5,79
5	Tarakan	69	3,11	0	0,12
Total		23.886.467	2.672,928	100,00	100,00

Sumber/Source: Dokumen PEB, kantor pos, catatan instansi, survey perdagangan lintas batas / PEB document, post office, agency notes, cross border trade survey

Gambar/Picture 3. Nilai Ekspor Kalimantan Utara Menurut Pelabuhan Muat di Kalimantan Utara 2022 / Export Value of Kalimantan Utara According to the Port of Loading in Kalimantan Utara in 2022



Komoditi hasil produksi yang menjadi ekspor Kalimantan Utara tahun 2022 diekspor ke berbagai negara. Untuk negara tujuan ekspor terbesar sepanjang tahun 2022 adalah Negara India dengan jumlah

Commodities produced by Kalimantan Utara's in 2022 are exported to various countries. The largest export destination country in 2022 was India with total exports of US\$ 740,66 million or 8.834,636

ekspor sebesar US\$ 740,66 juta atau sebanyak 8.834,636 ton`. India sebagai salah satu negara penerima ekspor Kalimantan Utara selama tahun 2022 menerima ekspor berupa coal, whether or not pulverised, but not agglomerated ,other coal senilai US\$ 646,751 juta. Hal ini sesuai dengan perkembangan ekspor Kalimantan Utara dimana jumlah ekspor terbesar di dominasi oleh hasil tambang. Selanjutnya negara kedua dengan jumlah ekspor terbesar selama tahun 2022 yaitu negara China dengan jumlah total ekspor sebesar US\$ 537,67 juta atau sebanyak 5.886,665 ton

tons. Most of the commodities exported to are coal, whether or not pulverised, but not agglomerated, other coal which is valued at US\$ 646,751 million. This is in accordance with the trend of North Kalimantan where the largest number of exports is dominated by mining products. Then the second export country is China reach US\$ 537,67 million or 5.886,665 ton.

Tabel/Table 2. Nilai Ekspor Kalimantan Utara Menurut Negara Tujuan 2022 / Export Value Of Kalimantan Utara According to Destination Country in 2022

No	Negara/ Country	Berat (Ton)/ Weight (Ton)	Nilai (Juta US\$)/ Value (US\$ Million)	Peranan (%) / Share (%)	
				Berat/ Weight	Nilai/ Value
1	BANGLADESH	723,352	52.81	3.03	1.98
2	CAMBODIA	330,000	39.99	1.38	1.50
3	CHINA	5,886,665	537.67	24.64	20.12
4	CROATIA	137,280	33.98	0.57	1.27
5	FRENCH POLYNESIA	15,000	0.83	0.06	0.03
6	INDIA	8,834,636	740.66	36.99	27.71
7	ITALY	369,253	98.15	1.55	3.67
8	JAPAN	188,119	85.53	0.79	3.20
9	KOREA	2,007,594	278.85	8.40	10.43
10	MALAYSIA	959,432	182.43	4.02	6.82
11	MAURITIUS	43,420	1.85	0.18	0.07

12	NETHERLANDS	106,000	11.70	0.44	0.44
13	NEW ZEALAND	132,000	28.23	0.55	1.06
14	PAKISTAN	225,622	30.50	0.94	1.14
15	PHILIPPINES	599,150	320.15	2.51	11.98
16	POLAND	170,300	26.14	0.71	0.98
17	SINGAPORE	462	1.37	0.00	0.05
18	SWITZERLAND	73,080	9.92	0.31	0.37
19	TAIWAN	276,850	63.53	1.16	2.38
20	THAILAND	2,350,225	89.28	9.84	3.34
21	VIETNAM	458,026	39.37	1.92	1.47
Total		23.886,467	2.672,93	100,00	100,00

Sumber/Source: Dokumen PEB, kantor pos, catatan instansi, survey perdagangan lintas batas / PEB document, post office, agency notes, cross border trade survey

Menurut golongan barang Harmonized System (HS) 2 digit, produk Bahan bakar mineral, minyak mineral dan produk sulingannya; zat mengandung bitumen; malam mineral adalah golongan barang yang paling dominan diekspor dari Kalimantan Utara. Pada tahun 2022 produk Bahan bakar mineral, minyak mineral dan produk sulingannya; zat mengandung bitumen; malam mineral nilai ekspornya mencapai US\$ 2.346,42 juta atau sebesar 87,78 persen dari total nilai ekspor Kalimantan Utara. Golongan barang dengan nilai ekspor terbesar berikutnya adalah tembakau dan pengganti tembakau dipabrikasi sebesar US\$ 203.73 juta atau sebesar 7,62 persen, lalu kayu dan barang dari kayu sebesar US\$ 41.03 juta atau sebesar 1,54 persen.

According to the 2-digit Harmonized System (HS) product category, mineral fuel products, mineral oil and their distillates; bituminous substances; mineral wax is the most dominant category of goods exported from Kalimantan Utara. By 2022 mineral fuel products, mineral oil and their refined products; bituminous substances; mineral wax exports value reached US\$ 2.346,42 million or 87,78 percent of the total export value of Kalimantan Utara. The next largest group of goods with export value are tobacco and manufactured tobacco substitutes at US\$ 203.73 million or 7,62 percent, then wood and wood products were US\$ 41.03 million or 1,54 percent.

Menurut golongan barang Harmonized System (HS) 2 digit, produk Bahan bakar mineral, minyak mineral dan produk sulingannya; zat mengandung bitumen; malam mineral adalah golongan barang yang paling dominan diekspor dari Kalimantan Utara. Pada tahun 2022 produk Bahan bakar mineral, minyak mineral dan produk sulingannya; zat mengandung bitumen; malam mineral nilai ekspornya mencapai US\$ 2.346,42 juta atau sebesar 87,78 persen dari total nilai ekspor Kalimantan Utara. Golongan barang dengan nilai ekspor terbesar berikutnya adalah tembakau dan pengganti tembakau dipabrikasi sebesar US\$ 203.73 juta atau sebesar 7,62 persen, lalu kayu dan barang dari kayu sebesar US\$ 41.03 juta atau sebesar 1,54 persen.

Selanjutnya ikan dan krustasea, moluska serta invertebrata air lainnya sebesar US\$ 36,85 juta atau sebesar 1,38 persen dan garam, belerang, tanah dan batu, bahan plester, kapur dan semen sebesar US\$ 20,43 juta atau sebesar 0,76 persen. Di luar lima golongan barang tersebut, golongan barang lainnya memiliki total nilai ekspor sebesar US\$ 23,43 juta (0,15%).

According to the 2-digit Harmonized System (HS) product category, mineral fuel products, mineral oil and their distillates; bituminous substances; mineral wax is the most dominant category of goods exported from Kalimantan Utara. By 2022 mineral fuel products, mineral oil and their refined products; bituminous substances; mineral wax exports value reached US\$ 2.346,42 million or 87,78 percent of the total export value of Kalimantan Utara. The next largest group of goods with export value are tobacco and manufactured tobacco substitutes at US\$ 203.73 million or 7,62 percent, then wood and wood products were US\$ 41.03 million or 1,54 percent.

*Furthermore, fish and crustaceans, mollusks and other aquatic invertebrates at US\$ 36,85 million or 1,38 percent and Salted but not dried or smoked and fish in brine, other than edible fish offal of anchovies (*engraulis spp*) were US \$ 20,43 million or 0,76 percent. Out of the five categories of goods, the other categories of goods have a total export value of US \$ 23,43 million (0,15%).*

Tabel/Table 3. Nilai Ekspor Kalimantan Utara Menurut HS 2 Digit 2022 / *Export Value of Kalimantan Utara According to HS 2 Digit in 2022*

HS 2 Digit	Berat (Ton)/ Weight (Ton)	Nilai (Juta US\$)/ Value (US\$Million)	Peranan / Share (%)		
			Berat/ Weight	Nilai/ Value	
27	Bahan bakar mineral, minyak mineral dan produk sulingannya; zat mengandung bitumen; malam mineral	23.294.585,50	2346,42	97,52	87,78
24	Tembakau dan pengganti tembakau dipabrikasi	22.441,12	203,73	0,09	7,62
44	Kayu dan barang dari kayu; arang kayu	26.749,16	41,03	0,11	1,54
03	Ikan dan krustasea, moluska serta invertebrata air lainnya	13.921,65	36,85	0,06	1,38
25	Garam; belerang; tanah dan batu; bahan plester; kapur dan semen	491.272,00	20,43	2,06	0,76
15	Lemak dan minyak hewani atau nabati serta produk disosiasinya; lemak olahan yang dapat dimakan; malam hewani atau malam nabati	23.999,72	19,96	0,10	0,75
10	Serealia	2.681,00	1,21	0,01	0,05
73	Barang dari besi atau baja	442,00	1,11	0,00	0,04
12	Biji dan buah mengandung minyak; bermacam-macam butir; biji dan buah; tanaman industri atau tanaman obat; jerami dan makanan ternak	8.848,36	0,84	0,04	0,03
93	Senjata dan amunisi; bagian dan aksesorinya	0,76	0,31	0,00	0,01
	Lainnya	1525,57	1,04	0,01	0,04
	Grand Total	23,886,467	2 672,93	100,00	100,00

Sumber/Source: Dokumen PEB, kantor pos, catatan instansi, survey perdagangan lintas batas/ *PEB document, post office, agency notes, cross border trade survey*

Menurut golongan barang Harmonized System (HS) 8 digit ekspor Kalimantan Utara bisa diamati menurut jenis barangnya. Jenis barang ekspor terbesar dari Kalimantan Utara adalah Coal, whether or not pulverised, but not agglomerated,

According to the 8 digit Harmonized System (HS) category of Kalimantan Utara exports, it can be observed according to the type of goods. The largest types of exported goods from Kalimantan Utara are Coal, whether or not pulverized, but

other coal yakni sebesar 65,72 persen dengan nilai US\$ 1.756,53 juta, disusul oleh Bituminous coal, whether or not pulverised, but not agglomerated, other than coking coal dan Cigarettes containing tobacco, oth than beedies and clove cigarettes masing-masing senilai US\$ 583,85 juta dan US\$ 128,92 juta atau sebesar 21,84 persen dan 4,82 persen dari total nilai ekspor Kalimantan Utara tahun 2022.

not agglomerated, other coal, amounting to 65,72 percent with a value of US\$ 1.756,53 million, followed by Bituminous coal, whether or not pulverised, but not agglomerated, other than coking coal and Cigarettes containing tobacco, oth than beedies and clove cigarettes each valued at US\$ 583,85 million and US\$ 128,92 million or 21,84 percent and 4,82 percent of the total export value of Kalimantan Utara in 2022.

Tabel/Table 4. Nilai Ekspor Kalimantan Utara Menurut HS 8 Digit 2022 / *Export Value of Kalimantan Utara According to HS 8 Digit in 2022*

HS 8 Digit		Berat (Ton)/ Weight (Ton)	Nilai (Juta US\$)/ Value (US\$ Million)	Peranan (%) / Share (%)	
				Berat/ Weight	Nilai/ Value
27011900	<i>Coal, whether or not pulverised, but not agglomerated, other than antracite and bituminous</i>	19.960,303,5	1 756,53	83,56	65,72
27011290	<i>Bituminous coal, whether or not pulverised, but not agglomerated, other than coking coal</i>	3.234 357	583,85	13,54	21,84
24022090	<i>Cigarettes containing tobacco, other than beedies and clove cigarettes</i>	15.320,40	128,92	0,06	4,82
24022020	<i>Cigarettes containing tobacco, clove cigarettes</i>	7.044,25	71,65	0,03	2,68
44123100	<i>Plywood, consisting solely of sheets of wood (not bamboo), each ply ≤ 6mm thickness, with at least one outer ply of tropical wood</i>	25.480,018	39,07	0,11	1,46
25231090	<i>Cement clinkers, not of a kind used in the manufacture of white cement</i>	447.852	18,58	1,87	0,70
15119037	<i>Liquid fractions of palm oil, refined oil, but not chemically modified, with</i>	20.999,72	17,48	0,65	0,09

	<i>iodine value 55 or more, but less than 60</i>				
3028919	<i>Fresh or chilled marine fish, other than HS code 03028911 to 03028918</i>	6.398,259	11,35	0,42	0,03
27021000	<i>Lignite, whether or not pulverised, but not agglomerated</i>	99.925	6,03	0,23	0,42
3063311	<i>Blue crabs (callinectes spp) and snow crabs (crabs of the family oregoniidae), live</i>	795,4	3,15	0,12	0,00
	Lainnya	65.964,02	30,65	0,28	1,36
Grand Total		23.886.467	2.672,93	100,00	100,00

Sumber/Source: Dokumen PEB, kantor pos, catatan instansi, survey perdagangan lintas batas / PEB document, post office, agency notes, cross border trade survey

Ekspor Kalimantan Utara tidak hanya diekspor melalui pelabuhan di Kalimantan Utara saja, akan tetapi juga di ekspor melalui pelabuhan diluar Kalimantan Utara.

Diantaranya melalui Provinsi Bali, Jawa Timur, DKI Jakarta, Sulawesi Selatan, dan Kalimantan Timur. Adapun produk terbanyak yang diekspor melalui Provinsi Jawa Timur adalah komoditas giant tiger prawns (*Penaeus monodon*) headless, frozen, sebanyak US\$ 40,98 juta; komoditas other plywood, consis solely sheets of wood(exc bamboo),each ply <= 6 mm thick,w/at least one outer ply of tropical wood sebanyak US\$ 20,88 juta; dan komoditas shrimps and prawns other than giant tiger prawns sebanyak US\$ 12,26 juta.

Untuk Sulawesi Selatan komoditas ekspor terbanyak yaitu *eucheuma cottonii* dried but not ground masing-masing sebesar US\$ 8,94 juta

*Kalimantan Utara exports are not only exported through ports in Kalimantan Utara, but are also exported through ports outside Kalimantan Utara. Among them are through the provinces of Bali, Jawa Timur, DKI Jakarta, Sulawesi Selatan, and Kalimantan Timur. The most products exported through Jawa Timur Province were giant tiger prawns (*Penaeus monodon*) headless, frozen consumption with a total of US\$ 40,98 million; other plywood, consis solely sheets of wood(exc bamboo),each ply <= 6 mm thick,w/at least one outer ply of tropical wood of US\$ 20,88 million; commodities shrimps and prawns other than giant tiger prawns as much as US\$ 12,26 million;*

*For and Sulawesi Selatan, the most export commodities were *eucheuma cottonii* dried but not ground, which were US\$ 8,94 million.*

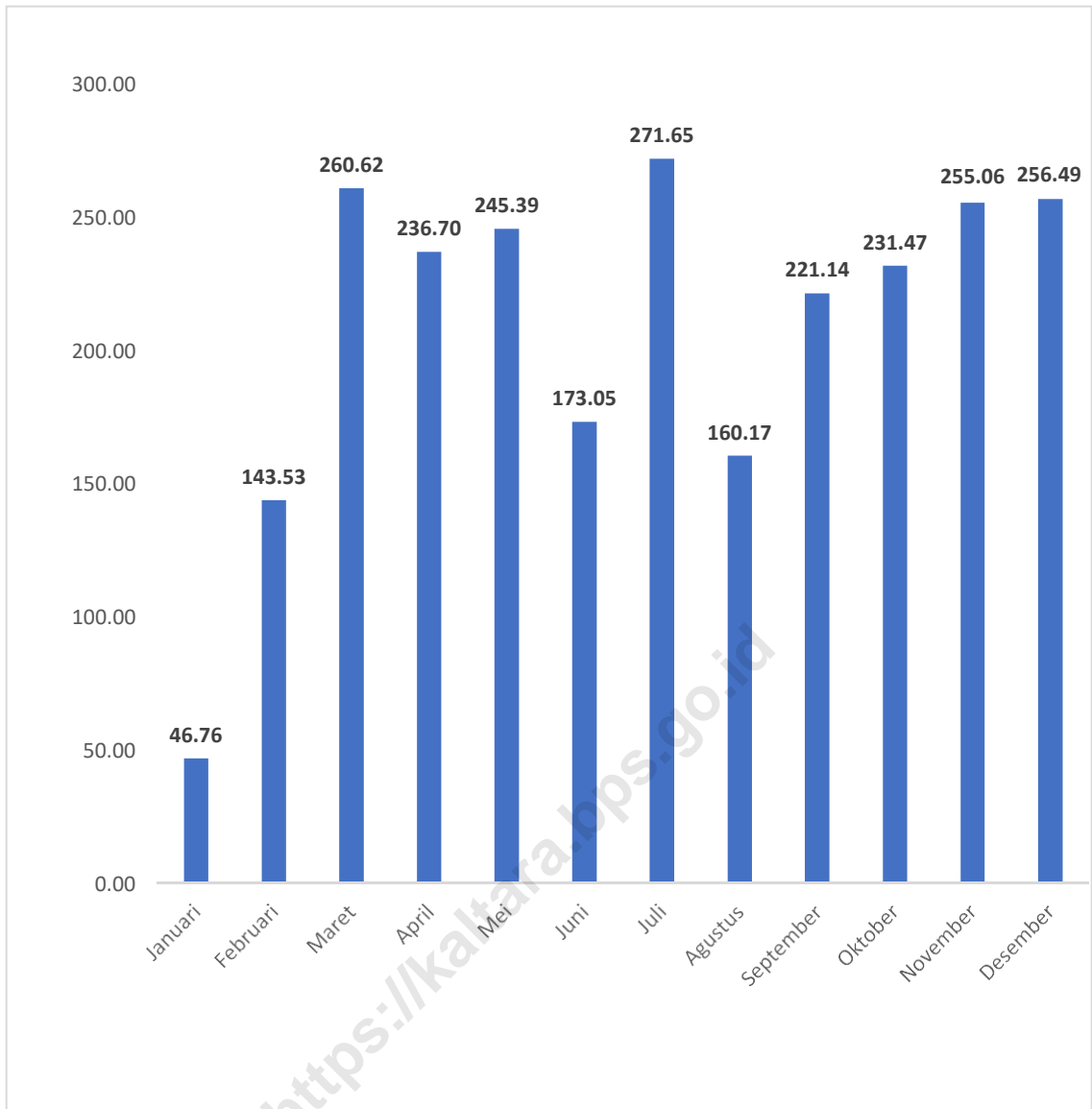
Tabel/Table 5. Nilai Ekspor Kalimantan Utara Melalui Pelabuhan Luar Kalimantan Utara 2021 / *Export Value of Kalimantan Utara Trough Outer Kalimantan Utaras Ports in 2021*

Provinsi Ekspor	Nilai (Juta US\$)/ Value (US\$ Million)	Berat (Ton)/ Weight (Ton)
BALI	0.001	0
DKI JAKARTA	6.311	2,301
JAWA TENGAH	0.624	31
JAWA TIMUR	129.971	30,993
KALIMANTAN TIMUR	7.753	60,017
SULAWESI SELATAN	13.229	6,170
Total	157.888	99,512

Ekspor Kalimantan Utara bila dilihat dari neraca perdagangan luar negeri selama tahun 2022 menunjukkan tren yang baik. Sepanjang tahun 2022 neraca perdagangan Kalimantan Utara selalu dalam kondisi surplus. Surplus tertinggi terjadi pada bulan Juli dengan nilai sebesar US\$ 271,65 juta. Adapun neraca perdagangan dengan nilai terendah terjadi pada bulan Januari dengan nilai sebesar US\$ 46,76 juta. Total neraca perdagangan Kalimantan Utara selama setahun adalah US\$ 2.502,04 juta dengan rata-rata surplus setiap bulannya sebesar US\$ 208,50 juta.

Kalimantan Utara's Exports when viewed from the balance of foreign trade in 2021 showed a good trend. Throughout 2021 the Kalimantan Utara trade balance is always in a surplus condition. The highest surplus occurred in July with a value of US\$ 271,65 million. The trade balance with the lowest value occurred in January with a value of US\$ 46,76 million. The total trade balance of Kalimantan Utara for a year is US\$ 2.502,04 million with an average monthly surplus of US\$ 208,50 million.

Gambar/Picture 4. Neraca Perdagangan Kalimantan Utara tahun 2021 / *Kalimantan Utara Trade Balance in 2022*



<https://kaltara.bps.go.id>

BAB III

LAMPIRAN

Appendix

5 Komoditas Ekspor dengan Nilai Terbesar Selama Tahun 2022

5 Export Commodities with the Largest Value in 2022



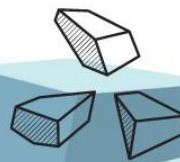
Bahan Bakar Mineral
US\$ 2.346,42 Juta / Million



Ikan dan Krustasea
US\$ 36,85 Juta / Million



Tembakau
US\$ 203,73 Juta / Million



Garam, Belerang, Tanah dan Batu
US\$ 20,43 Juta / Million



Kayu dan Barang Dari Kayu
US\$ 41,03 Juta / Million



Bahan Bakar merupakan komoditas dengan nilai ekspor terbesar sepanjang tahun 2022 dengan nilai mencapai 2.346,42 Juta US\$ atau 35,4 Triliun Rupiah. Komoditas selanjutnya yang nilai eksportnya paling besar adalah Tembakau, Kayu dan Barang dari Kayu, Ikan dan Krustasea, serta Garam/Belerang/Tanah dan Batuan dengan nilai masing-masing : 203,73 ; 40,03; 36,85; 20,43 Juta US\$.

Fuel is the commodity with the largest export value throughout 2022 with a value of US\$ 2,346.42 million or 35.4 trillion Rupiah. The next commodities with the highest export value are Tobacco, Timber and Wood Products, Fish and Crustaceans, and Salt/Sulphur/Soil and Rock with respective values: 203.73 ; 40.03; 36.85; 20.43 Million US\$.

LAMPIRAN / APPENDIX

Lampiran/Appendix 1. Perkembangan Ekspor Kalimantan Utara Tahun 2022 / *Trend of Kalimantan Utara's Exports in 2022*

Bulan <i>Month</i>	Berat (Ton) <i>Weight (Ton)</i>	Nilai (Juta US\$) <i>Value (US\$ Million)</i>
Januari	381 847.38	58.29
Februari	1 564 451.29	157.02
Maret	2 671 054.36	268.19
April	1 968 351.33	246.02
Mei	2 281,859.80	252.90
Juni	1 504 937.36	188.08
Juli	2 536 960.18	286.94
Agustus	1 705 594.70	172.41
September	2 320 246.52	247.84
Oktober	2 437 658.98	258.38
November	2 020 934.72	265.73
Desember	2 492 570.23	271.14
Grand Total	23 886 466.85	2 672,93

Lampiran/Appendix 2. Nilai Ekspor Kalimantan Utara Menurut Pelabuhan Muat di Kalimantan Utara 2022 / *Export Value of Kalimantan Utara According to the Port of Loading in Kalimantan Utara in 2022*

Bulan Month	Berat (Ton) Weight (Ton)	Nilai (Juta US\$) Value (US\$ Million)
65087	4 222 146	212.09
January	118,200	4.62
February	182,111	7.15
March	321,040	15.38
April	166,871	9.40
May	546,112	33.58
June	219,750	10.55
July	592,917	33.45
August	372,912	17.26
September	454,780	20.71
October	512,300	24.93
November	338,140	16.44
December	397,013	18.61
65808	12 522,960	1 680,65
January	261,111	42.20
February	971,458	122.35
March	1 744,254	212.50
April	1 157,187	163.78
May	1 097,909	152.67
June	925,939	145.72
July	1 132,427	161.85
August	876,507	121.70
September	822,103	104.48
October	1 108,199	137.29
November	791,982	112.32
December	1 633,884	203.79
65089	2 438,391	622.33
January	2,536	11.46
February	89,539	19.98
March	122,624	26.43
April	300,357	65.66
May	202,053	55.18
June	63,103	22.27
July	332,087	78.05
August	17,942	16.12
September	324,942	93.48
October	352,833	78.41
November	530,262	121.09
December	100,113	34.19
65812	4 702,901	154,74

Bulan Month	Berat (Ton) Weight (Ton)	Nilai (Juta US\$) Value (US\$ Million)
February	7.55	1,98
March	13.89	3,40
April	7.17	2,36
May	11.47	2,23
June	9.53	2,01
July	13.59	2,28
August	14.22	5,54
September	29.16	6,60
October	17.74	8,18
November	15.88	6,01
December	14.54	6,13
65815	69,00	3,11
Agustus	69.00	3,11
Grand Total	23 886 467	2 672,93

<https://kaltara.bps.go.id>

Lampiran/Appendix 3. Nilai Ekspor Kalimantan Utara Menurut Negara Tujuan 2022 / *Export Value of Kalimantan Utara According to Destination Country in 2022*

Negara Tujuan	Berat (Ton) Weight (Ton)	Nilai (Juta US\$) Value (US\$ Million)
BANGLADESH	723,352	52.81
CAMBODIA	330,000	39.99
CHINA	5 886,665	537.67
CROATIA	137,280	33.98
FRENCH POLYNESIA	15,000	0.83
INDIA	8 834,636	740.66
ITALY	369,253	98.15
JAPAN	188,119	85.53
KOREA, REPUBLIC OF	2 007,594	278.85
MALAYSIA	959,432	182.43
MAURITIUS	43,420	1.85
NETHERLANDS	106,000	11.70
NEW ZEALAND	132,000	28.23
PAKISTAN	225,622	30.50
PHILIPPINES	599,150	320.15
POLAND	170,300	26.14
SINGAPORE	462	1.37
SWITZERLAND	73,080	9.92
TAIWAN	276,850	63.53
THAILAND	2 350,225	89.28
VIETNAM	458,026	39.37
Grand Total	2 886 467	2 672.93

Lampiran/Appendix 4. Nilai Ekspor Kalimantan Utara Menurut HS 2 Digit 2022 / *Export Value of Kalimantan Utara According to HS 2 Digit in 2022*

HS 2 Digit		Berat (Ton) Weight (Ton)	Nilai (Juta US\$) Value (US\$ Million)
27	Bahan bakar mineral, minyak mineral dan produk sulingannya; zat mengandung bitumen; malam mineral	23 294,586	2 346.42
29	Bahan kimia organik	5	0.02
73	Barang dari besi atau baja	442	1.11
46	Barang dari jerami, dari rumput esparto dan dari bahan anyaman lainnya; keranjang dan barang anyaman	1	0.00
63	Barang tekstil sudah jadi lainnya; set; pakaian bekas dan barang tekstil bekas; gombal	0	0.00
83	Bermacam-macam barang dari logam tidak mulia	1	0.00
21	Bermacam-macam olahan yang dapat dimakan	0	0.00
72	Besi dan baja	10	0.01
12	Biji dan buah mengandung minyak; bermacam-macam butir; biji dan buah; tanaman industri atau tanaman obat; jerami dan makanan ternak	8,848	0.84
08	Buah dan buah bertempurung yang dapat dimakan; kulit dari buah jeruk dan melon	1,134	0.24
25	Garam; belerang; tanah dan batu; bahan plester; kapur dan semen	491,272	20.43
17	Gula dan kembang gula	50	0.01
03	Ikan dan krustasea, moluska serta invertebrata air lainnya	13,922	36.85
90	Instrumen dan aparatus optis, fotografi, sinematografi, pengukur, pemeriksa, presisi, medis dan bedah; bagian dan aksesorinya	0	0.05
18	Kakao dan olahan kakao	20	0.02
89	Kapal, perahu dan struktur terapung	9	0.06
44	Kayu dan barang dari kayu; arang kayu	26,749	41.03
09	Kopi, teh, mate, dan rempah-rempah	97	0.08
15	Lemak dan minyak hewani atau nabati serta produk disosiasinya; lemak olahan yang dapat dimakan; malam hewani atau malam nabati	24,000	19.96
85	Mesin dan perlengkapan listrik serta bagiannya; perekam dan reproduksi suara/gambar dan suara televisi, dan bagian serta aksesoris dari barang tersebut	0	0.17
16	Olahan dari daging, ikan, krustacea, moluska atau invertebrata air lainnya	1	0.00
20	Olahan dari sayuran, buah, biji/kacang atau bagian dari tanaman	2	0.00
19	Olahan dari sereal, tepung, pati atau susu; produk industri kue	133	0.11
62	Pakaian dan aksesoris pakaian, bukan rajutan atau kaitan	4	0.07

HS 2 Digit		Berat (Ton) Weight (Ton)	Nilai (Juta US\$) Value (US\$ Million)
61	Pakaian dan aksesoris pakaian, rajutan atau kaitan	21	0.13
94	Perabotan; keperluan tidur, kasur, alas kasur, bantal kursi dan perabotan yang diisi semacam itu ; lampu dan alat kelengkapan penerangan; papan/tanda iluminasi; bangunan prefabrikasi	1	0.00
39	Plastik dan barang daripadanya	6	0.01
06	Pohon hidup dan tanaman lainnya; umbi, akar danyang semacam itu; bunga potong dan daun untuk hiasan	19	0.00
30	Produk farmasi	1	0.00
05	Produk hewani, tidak dirinci atau termasuk dalam pos lain	9	0.01
11	Produk industri penggilingan; malt; pati; inulin; gluten gandum	0	0.00
04	Produk susu; telur unggas; madu alam; produk hewani yang dapat dimakan, tidak dirinci atau termasuk dalam pos lain	0	0.00
84	Reaktor nuklir, ketel, mesin dan peralatan mekanis; bagian daripadanya	2	0.03
07	Sayuran dan akar serta bonggol tertentu yang dapat dimakan	1	0.00
93	Senjata dan amunisi; bagian dan aksesorinya	1	0.31
10	Sereal	2,681	1.21
24	Tembakau dan pengganti tembakau dipabrikasi	22,441	203.73
65	Tutup kepala dan bagiannya	0	0.01
Grand Total		23 886 467,00	2 672,93

Lampiran/Appendix 5. Berat Ekspor Kalimantan Utara Menurut HS 8 Digit 2022 / *Export Value of Kalimantan Utara According to HS 8 Digit in 2022 (Ton)*

	HS 8 Digit	Berat (Kg) Weight (Kg)
27011900	Coal, whether or not pulverised, but not agglomerated, other than anthracite and bituminous	19 960 303 500
27011290	Bituminous coal, whether or not pulverised, but not agglomerated, other than coking coal	3 234 357 000
24022090	Cigarettes containing tobacco, other than beedies and clove cigarettes	15 320 405,25
24022020	Cigarettes containing tobacco, clove cigarettes	7 044 256,451
44123100	Plywood, consisting solely of sheets of wood (not bamboo), each ply ≤ 6mm thickness, with at least one outer ply of tropical wood	25 480 018
25231090	Cement clinkers, not of a kind used in the manufacture of white cement	447 852 000
15119037	Liquid fractions of palm oil, refined oil, but not chemically modified, with iodine value 55 or more, but less than 60	20 999 724
3028919	Fresh or chilled marine fish, other than HS code 03028911 to 03028918	6 398 259
27021000	Lignite, whether or not pulverised, but not agglomerated	99 925 000
3063311	Blue crabs (<i>callinectes</i> spp) and snow crabs (crabs of the family <i>oregoniidae</i>), live	795 400
3061499	Crab other than swimming crabs, king crabs, and snow crabs, frozen, other than smoked	782 825
24029020	Cigarettes of tobacco substitutes	61 325
3063391	Crab other than blue crabs (<i>callinectes</i> spp) and snow crabs (crabs of the family <i>oregoniidae</i>), live	692 440
15119031	Solid fractions of palm oil, refined oil, but not chemically modified, with iodine value 30 or more, but less than 40	2 999 996
3063312	Blue crabs (<i>callinectes</i> spp) and snow crabs (crabs of the family <i>oregoniidae</i>), fresh or chilled	467 520
25232910	Portland cement, coloured cement	43 420 000
3028917	Black pomfrets (<i>parastromatus niger</i>), fresh or chilled	144 032
3061419	Crab other than soft shell crabs, frozen, smoked	402 600
3063392	Crab other than blue crabs (<i>callinectes</i> spp) and snow crabs (crabs of the family <i>oregoniidae</i>), fresh or chilled	368 250
44089090	Wood, other than in heading 4408, sheets for veneer/plywood, oth wood sawn, slice/peel, whether/not plan, sand/end-join,thick≤6mm	848816
10063099	Semi-milled or wholly milled rice, whether or not polished or glazed, other than hs code 10063030 to 10063091	2681000
3061790	Shrimps and prawns other than giant tiger prawns, whiteleg shrimps, and giant river prawns, frozen	312811
3028911	Grouper, fresh or chilled	344892
3063639	Other shrimps and prawns other than giant tiger prawns, whiteleg shrimps, and giant river prawns, fresh or chilled	361068
73041900	Line pipe of a kind used for oil or gas pipelines; other than of stainless steel	343125
12071090	Palm nuts, other than suitable for sowing/planting	8064805
3024900	Sardinella, brisling or sprats, indian mackerels, seerfishes, jacks, crevalles, silver pomfrets, pacific saury, scads, capelin, kawakawa, bonitos, marlins, sailfishes, spearfish, fresh or chilled	374115
3028918	Mangrove red snappers (<i>lutjanus argentimaculatus</i>), fresh or chilled	211600

	HS 8 Digit	Berat (Kg) Weight (Kg)
3055921	Dried fish, other than edible fish offal, whether or not salted but not smoked of anchovies (stolephorus spp, coilia spp, setipinna spp, lycotrissa spp, thryssa spp and encrasicholina spp)	42455
93033090	Other sporting or target-shooting rifles	234.28
73064090	Other tubes, pipes and hollow profiles; welded, of circular cross-section, of stainless steel; other than those of HS 73064011 - 73064030	31178
85272900	Radio-broadcast receivers not capable of operating without an external source of power, used in motor vehicles, not combined with sound recording or reproducing apparatus	411.74
12122112	Eucheuma cottonii, dried but not ground	52400
12079950	Fresh fruit bunch of oil palm	731155
44072513	Wood, tropical wood, of dark red meranti or light red meranti, planed, sanded or end-jointed	121490
44124190	Laminated veneered lumber, with at least one outer ply of tropical wood other than teak	99799
73044100	Tubes, pipes & hollow profiles, seamless, of circular cross-section, of stainless steel; cold-drawn or cold-rolled (cold-reduced)	21596
3038919	Frozen marine fish, other than HS code 03038911 to 03038918	138000
73041100	Line pipe of a kind used for oil or gas pipelines; of stainless steel	14519
24031919	Smoking tobacco, w.o.n containing tobacco substitutes in any proportion, packed for retail sale, other than ang hoon and water pipe tobacco	15136
3069529	Shrimps and prawns, in airtight containers for retail sale, other than in shell, cooked by steaming or boiling in water	122900
3038923	Milkfish (chanos chanos), frozen	110000
61099030	T-shirts, singlets and other vests, knitted or crocheted; of other textile materials; for women or girls	5833.8
73079990	Tube/pipe fittings of iron or steel; oth than of stainless steel; other than flanges or threaded elbows, bends and sleeves or butt welding fittings; having an internal diameter of not less than 15 cm	19651
3028929	Fresh or chilled fish other than marine fish, other than hs code 03028922 to 03028929	146700
3077110	Clams, cockles and ark shells (families arcidae, arcticidae, cardiidae, donacidae, hiatellidae, mactridae, mesodesmatidae, myidae, semelidae, solecurtidae, solenidae, tridacnidae and veneridae), live	187950
62101090	Garments, other than protective work garments; made up of fabrics of heading 5602 or 5603	58.82
8011200	Coconuts, in the inner shell (endocarp), fresh or dried, whether or not peeled	302161.2
44124200	Laminated veneered lumber, with at least one outer ply of non-coniferous wood	46303
89040032	Tugs and pusher craft; of a gross tonnage exceeding 26; of a power not exceeding 1,200 hp	9000
3028916	Torpedo scads (megalaspis cordyla), spotted sicklefish (drepane punctata) and great barracudas (sphyraena barracuda), fresh or chilled	73000
90041000	Sunglasses	58.82
19059080	Other crisp savoury food products	24300
61099020	T-shirts, singlets and other vests, knitted or crocheted; of other textile materials; for men or boys, of other textile materials	3600

	HS 8 Digit	Berat (Kg) Weight (Kg)
8039090	Bananas, not elsewhere classified in subheading 0803, fresh or dried,	176487
9041190	Pepper, other than white pepper and black pepper, neither crushed nor ground	15821
44092200	Wood,non-coniferous of tropical wood, cotinuously shaped along any of its edgee,ends/faces,whether or not planed,sanded/end-jointed	48618
84212950	Filtering or purifying machinery and apparatus for liquids ; other oil filters	1820
73083090	windows and their frames and thresholds for doors, of iron or steel	1100
3055400	Dried fish, w.o.n salted but not smoked of herrings,anchovies,sardines,sardinella,brisling or sprats,scomber scombrus,indian mackerels,seerfishes,jack&horse mackerel,jacks,caranx,cobia,silver pomfrets,pacific saury,scads,capelin,swordfish,kawakawa,bonitos,marlins,sailfishes,spearfish	6570
3072120	Scallops and other molluscs of the family pectinidae, fresh or chilled	42100
19023040	Instant noodles, whether or not cooked or otherwise prepared, other than stuffed	14720
29299010	Sodium cyclamate	4500
3063633	Giant river prawns (macrobrachium rosenbergii), fresh or chilled	11800
9109990	Spices, not elsewhere classified in heading 0910, mixtures referred to in note 1(b) to this chapter	67595
19049090	Cereals (other than maize (corn)), in grain form or in the form of flakes or other worked grains (except flour, groats and meal), pre-cooked or otherwise prepared, not elsewhere specified or included	45990
18010090	Cocoa beans, whole or broken, raw or roasted, not fermented	9120
61069000	Women's or girls' blouses, shirts and shirt-blouses, knitted or crocheted; of other textile materials	11700
9041110	White pepper, neither crushed nor ground	2750
93052000	Parts and accessories of shotguns or rifles of heading 9303	58.82
19019099	Food preparations not suitable for infants or young childrens, other than medical food	29900
72169900	Angles, shapes & sections of iron/non-alloy steel; other than cold-formed or cold-finished from flat-rolled products	10418
3028200	Rays and skates (rajidae), fresh or chilled	20265
65061020	Industrial safety helmets and firefighters' helmets, excluding steel helmets, whether or not lined or trimmed	58.82
3071120	Oysters, fresh or chilled	14545
9101100	Ginger, neither crushed nor ground	10602
73239990	Tableware, kitchenware or other household articles and parts thereof; of iron other than stainless steel and cast iron	5733
3057219	Dried, salted or in brine, smoked of fish maws of other than cod	1900
19059090	Bread,pastry,cakes,biscuits&oth bakers' wares, w.o.n containing cocoa, communion wafers,empty cachets suitable for pharmaceutical use,sealing wafers, rice paper&similar products, nec in head 1905	8730
5119130	Fish skin	8700
17019990	Cane or beet sugar and chemically pure sucrose, in solid form, other than raw sugar not containing added flavouring or colouring matter, other than refined sugar	35150

	HS 8 Digit	Berat (Kg) Weight (Kg)
3055929	Dried fish, other than edible fish offal, whether or not salted but not smoked of marine fish other than anchovies (stolephorus, coilia, setipinna, lycothrisa, thryssa and encrasicholina spp)	8450
3023200	Yellowfin tunas (thunnus albacares), fresh or chilled	2920
73239310	Kitchenware and parts thereof; of stainless steel	5100
8023200	Walnuts, shelled, fresh or dried, whether or not peeled	1476
62114950	Women's or girls' sarong of tubular type; of other textile materials (other than of cotton and man-made fibres)	2250
17019100	Cane or beet sugars, chemically pure sucrose, in solid form, containing added flavouring or colouring matter	2380
93011000	Artillery weapons (for example, guns, howitzers and mortars)	58.82
3063631	Giant tiger prawns (penaeus monodon), fresh or chilled	1840
3077200	Clams, cockles and ark shells (families arcidae, arctidae, cardiidae, donacidae, hiatellidae, mactridae, mesodesmatidae, myidae, semelidae, solecurtidae, solenidae, tridacnidae & veneridae), frozen	11800
3039100	Livers, roes and milt, frozen	11800
6049090	Foliage, branches & oth parts of plants, without flowers/flower buds, and grasses, being goods of a kind suitable for bouquets/for ornamental purposes, dried, dyed, bleached, impregnated/otherwise prepared	18700
39241099	Plastics, tableware and kitchenware, other of melamine, other than baby feeding bottles	3850
3063629	Shrimps and prawns other than giant tiger prawns, whiteleg shrimps, and giant river prawns, live, other than breeding	595
8043000	Pineapples, fresh or dried	7007
3027900	Nile perch (lates niloticus) and snakeheads (channa spp), fresh or chilled	2400
3049990	Frozen other fish meat (whether or not minced) of other fish, other than HS code 03049100 to 03049910	6600
3023400	Bigeye tunas (thunnus obesus), fresh or chilled	1200
62113990	Men's or boys' garment, oth than pilgrimage robes (Ihram)/for fencing/wrestling/used for protection from fire/chemical substances/radiation; of oth textile material (oth than of cotton&man-made fibres)	1200
8011990	Coconuts, other than desiccated, in the inner shell (endocarp), and young coconut, fresh or dried, whether or not shelled or peeled	13409
62171090	Other made up clothing accessories, other than those of heading 6212; other than judo belts	160
90141000	Direction finding compasses	58.82
39069020	Acrylic polymers, other than poly(methyl methacrylate), in primary forms, in dispersion	430
17019910	Refined sugar	12960
93020000	Revolvers and pistols, other than those of heading 9303 or 9304	353.04
93012000	Rocket launchers; flame-throwers; grenade launchers; torpedo tubes and similar projectors	58.82
3056300	Salted but not dried or smoked and fish in brine, other than edible fish offal of anchovies (engraulis spp)	320
3061190	Rock lobster and other sea crawfish (palinurus spp, panulirus spp, jesus spp), frozen, other than smoked	225
9061100	Cinnamon (cinnamomum zeylanicum blume), neither crushed nor ground	500

	HS 8 Digit	Berat (Kg) Weight (Kg)
3061729	Whiteleg shrimps (<i>litopenaeus vannamei</i>), frozen, other than headless, with or without tail	220
8109091	Salacca (snake fruit), fresh	2524
16052990	Shrimps and prawns, prepared or preserved, in airtight container, other than shrimp ball & breaded shrimp	200
61091010	T-shirts, singlets and other vests, knitted or crocheted; of cotton; for men or boys	199.276
16023290	Prepared or preserved of meat, meat offal, blood of fowls of species <i>gallus domesticus</i> , other than chicken curry in airtight container	337
19021940	Other noodles, uncooked pasta, not stuffed or otherwise prepared, not containing eggs	720
94049000	Articles of bedding & similar furnishing excl mattresses, sleeping bag, quilts, eiderdown & duvets, fitted with springs/stuffed/internally fitted w/ any material/of cellular rubber/plastics, whether/not covered	279
20081190	Ground nuts, otherwise prepared or preserved whether or not containing added sugar or other sweetening matter or spirit, other than roasted and peanut butter	2100
19012010	Mixes and doughs for the preparation of bakers' wares of heading 1905, of flour, groats, meal, starch or malt extract, not containing cocoa	1845
8013200	Cashew nuts, shelled, fresh or dried, whether or not peeled	918
3072110	Scallops and other molluscs of the family pectinidae, live	3000
62160099	Gloves, mittens and mitts, of other textile materials (other than of wool or fine animal hair and cotton)	400
63064090	Pneumatic mattresses; of other than cotton	215
3027100	Tilapias (<i>oreochromis</i> spp), fresh or chilled	700
30024900	Vaccines oth than for human medicine and veterinary medicine	700
19049010	Rice preparations, including pre-cooked rice	370
3061719	Giant tiger prawns (<i>penaeus monodon</i>), frozen, other than headless	80
94041000	Mattress supports	700
8106000	Durians, fresh	320
8021290	Almonds, shelled, unblanched, fresh or dried, whether or not peeled	210
11010019	Wheat flour, other than fortified	480
7144090	Taro (<i>colocasia</i> spp), whether or not sliced or in the form of pellets, fresh, chilled, or dried	500
9071000	Cloves (whole fruit, cloves and stems), neither crushed nor ground	90
3019936	Live Grouper other than leopard coral, brown-marbled, and humpback, other than fry	75
83081000	Hooks, eyes, eyelets used for clothing/clothing acc, footwear, jewellery, watches, books, awnings and leather; of base metal	638
8031010	Plantains, fresh	1393
46019210	Plaits and similar products of plaiting materials, whether or not assembled into strips of bamboo	638
21069049	Autolysed yeast extracts, other than in powder form	70
7099990	Vegetables, other than HS code 07092000 to 07099920, fresh or chilled	55
18062010	Chocolate confectionery in blocks, slabs or bars weighing more than 2 kg	10500
9092200	Seeds of coriander, crushed or ground	90
3024100	Herrings (<i>clupea harengus</i> , <i>clupea pallasii</i>), fresh or chilled	600

	HS 8 Digit	Berat (Kg) Weight (Kg)
7096010	Chillies (fruits of genus capsicum), fresh or chilled	212
4021049	Milk & cream, in powder, granules/other solid forms, of a fat content, by weight, not exceeding 15 %, not containing added sugar/other sweetening matter, in containers of a 2 kg < net weight < 20 kg	30
21039029	Mixed condiments and mixed seasonings, other than shrimp paste	32
8109070	Starfruit, fresh	225
8013100	Cashew nuts, in shell, fresh or dried, whether or not peeled	68
21031000	Soya sauce	25
7069000	Salad beetroot, salsify, celeriac, radishes and similar edible roots, fresh or chilled	20
8109050	Jackfruit (including cempedak and nangka), fresh	85
8072000	Papaws (papayas), fresh	160
19059030	Cakes	6000
6029090	Other live plants (including their roots), root cuttings and slips, mushroom spawn	30
	Grand Total	23 886 466 846,7

Lampiran/Appendix 6. Nilai Ekspor Kalimantan Utara Menurut HS 8 Digit 2022 (US\$) / Export Value of Kalimantan Utara According to HS 8 Digit in 2022 (US\$)

	HS 8 Digit	Nilai (US\$) Value (US\$)
27011900	Coal, whether or not pulverised, but not agglomerated, other than anthracite and bituminous	1,756,529,698.54
27011290	Bituminous coal, whether or not pulverised, but not agglomerated, other than coking coal	583,851,997.24
24022090	Cigarettes containing tobacco, other than beedies and clove cigarettes	128,919,440.90
24022020	Cigarettes containing tobacco, clove cigarettes	71,646,699.10
44123100	Plywood, consisting solely of sheets of wood (not bamboo), each ply ≤ 6mm thickness, with at least one outer ply of tropical wood	39,073,118.95
25231090	Cement clinkers, not of a kind used in the manufacture of white cement	18,581,986.60
15119037	Liquid fractions of palm oil, refined oil, but not chemically modified, with iodine value 55 or more, but less than 60	17,484,259.96
3028919	Fresh or chilled marine fish, other than HS code 03028911 to 03028918	11,345,859.70
27021000	Lignite, whether or not pulverised, but not agglomerated	6,033,915.75
3063311	Blue crabs (callinectes spp) and snow crabs (crabs of the family oregoniidae), live	3,147,060.00
3061499	Crab other than swimming crabs, king crabs, and snow crabs, frozen, other than smoked	3,079,960.50
24029020	Cigarettes of tobacco substitutes	3,072,168.00
3063391	Crab other than blue crabs (callinectes spp) and snow crabs (crabs of the family oregoniidae), live	2,809,978.80
15119031	Solid fractions of palm oil, refined oil, but not chemically modified, with iodine value 30 or more, but less than 40	2,474,996.70
3063312	Blue crabs (callinectes spp) and snow crabs (crabs of the family oregoniidae), fresh or chilled	1,907,481.60
25232910	Portland cement, coloured cement	1,851,640.00
3028917	Black pomfrets (parastromatus niger), fresh or chilled	1,615,343.73
3061419	Crab other than soft shell crabs, frozen, smoked	1,545,984.00
3063392	Crab other than blue crabs (callinectes spp) and snow crabs (crabs of the family oregoniidae), fresh or chilled	1,545,593.00
44089090	Wood, other than in heading 4408, sheets for veneer/plywood, oth wood sawn, slice/peel, whether/not plan, sand/end-join,thick≤6mm	1,521,648.20
10063099	Semi-milled or wholly milled rice, whether or not polished or glazed, other than hs code 10063030 to 10063091	1,210,889.40
3061790	Shrimps and prawns other than giant tiger prawns, whiteleg shrimps, and giant river prawns, frozen	1,055,369.75
3028911	Grouper, fresh or chilled	864,641.05
3063639	Other shrimps and prawns other than giant tiger prawns, whiteleg shrimps, and giant river prawns, fresh or chilled	718,272.34
73041900	Line pipe of a kind used for oil or gas pipelines; other than of stainless steel	613,678.15
12071090	Palm nuts, other than suitable for sowing/planting	554,811.31
3024900	Sardinella, brisling or sprats, indian mackerels, seerfishes, jacks, crevalles, silver pomfrets, pacific saury, scads, capelin, kawakawa, bonitos, marlins, sailfishes, spearfish, fresh or chilled	465,332.25
3028918	Mangrove red snappers (lutjanus argentimaculatus), fresh or chilled	433,989.41

	HS 8 Digit	Nilai (US\$) Value (US\$)
3055921	Dried fish, other than edible fish offal, whether or not salted but not smoked of anchovies (stolephorus spp, coilia spp, setipinna spp, lycotrissa spp, thryssa spp and encrasicholina spp)	294,008.54
93033090	Other sporting or target-shooting rifles	287,145.95
73064090	Other tubes, pipes and hollow profiles; welded, of circular cross-section, of stainless steel; other than those of HS 73064011 - 73064030	184,330.90
85272900	Radio-broadcast receivers not capable of operating without an external source of power, used in motor vehicles, not combined with sound recording or reproducing apparatus	167,919.31
12122112	Eucheuma cottonii, dried but not ground	152,200.00
12079950	Fresh fruit bunch of oil palm	133,070.21
44072513	Wood, tropical wood, of dark red meranti or light red meranti, planed, sanded or end-jointed	119,599.50
44124190	Laminated veneered lumber, with at least one outer ply of tropical wood other than teak	112,412.51
73044100	Tubes, pipes & hollow profiles, seamless, of circular cross-section, of stainless steel; cold-drawn or cold-rolled (cold-reduced)	103,518.10
3038919	Frozen marine fish, other than HS code 03038911 to 03038918	98,373.02
73041100	Line pipe of a kind used for oil or gas pipelines; of stainless steel	97,676.47
24031919	Smoking tobacco, w.o.n containing tobacco substitutes in any proportion, packed for retail sale, other than ang hoon and water pipe tobacco	89,474.00
3069529	Shrimps and prawns, in airtight containers for retail sale, other than in shell, cooked by steaming or boiling in water	83,793.97
3038923	Milkfish (chanos chanos), frozen	74,727.02
61099030	T-shirts, singlets and other vests, knitted or crocheted; of other textile materials; for women or girls	71,825.56
73079990	Tube/pipe fittings of iron or steel; oth than of stainless steel; other than flanges or threaded elbows, bends and sleeves or butt welding fittings; having an internal diameter of not less than 15 cm	70,875.00
3028929	Fresh or chilled fish other than marine fish, other than hs code 03028922 to 03028929	70,676.24
3077110	Clams, cockles and ark shells (families arcidae, arcticidae, cardiidae, donacidae, hiatellidae, mactridae, mesodesmatidae, myidae, semelidae, solecurtidae, solenidae, tridacnidae and veneridae), live	69,983.11
62101090	Garments, other than protective work garments; made up of fabrics of heading 5602 or 5603	61,587.56
8011200	Coconuts, in the inner shell (endocarp), fresh or dried, whether or not peeled	60,119.27
44124200	Laminated veneered lumber, with at least one outer ply of non-coniferous wood	58,818.03
89040032	Tugs and pusher craft; of a gross tonnage exceeding 26; of a power not exceeding 1,200 hp	55,172.83
3028916	Torpedo scads (megalaspis cordyla), spotted sicklefish (drepane punctata) and great barracudas (sphyraena barracuda), fresh or chilled	48,908.42
90041000	Sunglasses	45,007.79
19059080	Other crisp savoury food products	41,990.25
61099020	T-shirts, singlets and other vests, knitted or crocheted; of other textile materials; for men or boys, of other textile materials	39,480.00

	HS 8 Digit	Nilai (US\$) Value (US\$)
8039090	Bananas, not elsewhere classified in subheading 0803, fresh or dried,	36,250.44
9041190	Pepper, other than white pepper and black pepper, neither crushed nor ground	35,821.55
44092200	Wood, non-coniferous of tropical wood, continuously shaped along any of its edges, ends/faces, whether or not planed, sanded/end-jointed	34,455.83
84212950	Filtering or purifying machinery and apparatus for liquids ; other oil filters	33,160.59
73083090	windows and their frames and thresholds for doors, of iron or steel	32,159.16
3055400	Dried fish, w.o.n salted but not smoked of herrings, anchovies, sardines, sardinella, brisling or sprats, scomber scombrus, indian mackerels, seerfishes, jack&horse mackerel, jacks, caranx, cobia, silver pomfrets, pacific saury, scads, capelin, swordfish, kawakawa, bonitos, marlins, sailfishes, spearfish	31,611.63
3072120	Scallops and other molluscs of the family pectinidae, fresh or chilled	28,207.00
19023040	Instant noodles, whether or not cooked or otherwise prepared, other than stuffed	27,756.00
29299010	Sodium cyclamate	22,237.57
3063633	Giant river prawns (macrobrachium rosenbergii), fresh or chilled	22,008.00
9109990	Spices, not elsewhere classified in heading 0910, mixtures referred to in note 1(b) to this chapter	21,458.59
19049090	Cereals (other than maize (corn)), in grain form or in the form of flakes or other worked grains (except flour, groats and meal), pre-cooked or otherwise prepared, not elsewhere specified or included	17,667.75
18010090	Cocoa beans, whole or broken, raw or roasted, not fermented	16,646.09
61069000	Women's or girls' blouses, shirts and shirt-blouses, knitted or crocheted; of other textile materials	14,031.75
9041110	White pepper, neither crushed nor ground	13,432.22
93052000	Parts and accessories of shotguns or rifles of heading 9303	12,803.66
19019099	Food preparations not suitable for infants or young children, other than medical food	12,236.00
72169900	Angles, shapes & sections of iron/non-alloy steel; other than cold-formed or cold-finished from flat-rolled products	11,838.24
3028200	Rays and skates (rajidae), fresh or chilled	11,227.75
65061020	Industrial safety helmets and firefighters' helmets, excluding steel helmets, whether or not lined or trimmed	10,710.88
3071120	Oysters, fresh or chilled	9,097.35
9101100	Ginger, neither crushed nor ground	8,833.32
73239990	Tableware, kitchenware or other household articles and parts thereof; of iron other than stainless steel and cast iron	7,170.00
3057219	Dried, salted or in brine, smoked of fish maws of other than cod	6,982.00
19059090	Bread, pastry, cakes, biscuits & other bakers' wares, w.o.n containing cocoa, communion wafers, empty cachets suitable for pharmaceutical use, sealing wafers, rice paper & similar products, nec in head 1905	6,737.22
5119130	Fish skin	5,841.25
17019990	Cane or beet sugar and chemically pure sucrose, in solid form, other than raw sugar not containing added flavouring or colouring matter, other than refined sugar	5,788.00

	HS 8 Digit	Nilai (US\$) Value (US\$)
3055929	Dried fish, other than edible fish offal, whether or not salted but not smoked of marine fish other than anchovies (stolephorus, coilia, setipinna, lycotrissa, thryssa and encrasicholina spp)	5,751.73
3023200	Yellowfin tunas (thunnus albacares), fresh or chilled	5,729.90
73239310	Kitchenware and parts thereof; of stainles steel	5,499.20
8023200	Walnuts, shelled, fresh or dried, whether or not peeled	5,235.30
62114950	Women's or girls' sarong of tubular type; of other textile materials (other than of cotton and man-made fibres)	5,229.00
17019100	Cane or beet sugars, chemically pure sucrose, in solid form, containing added flavouring or colouring matter	4,638.64
93011000	Artillery weapons (for example, guns, howitzers and mortars)	4,549.52
3063631	Giant tiger prawns (penaeus monodon), fresh or chilled	4,188.68
3077200	Clams, cockles and ark shells (families arcidae, arctidae, cardiidae, donacidae, hiatellidae, mactridae, mesodesmatidae, myidae, semelidae, solecurtidae, solenidae, tridacnidae & veneridae), frozen	4,126.51
3039100	Livers, roes and milt, frozen	4,126.51
6049090	Foliage, branches & oth parts of plants,without flowers/flower buds,and grasses,being goods of a kind suitable for bouquets/for ornamental purposes,dried, dyed,bleached,impregnated/otherwise prepared	4,052.10
39241099	Plastics, tableware and kitchenware, other of melamine, other than baby feeding bottles	3,971.10
3063629	Shrimps and prawns other than giant tiger prawns, whiteleg shrimps, and giant river prawns, live, other than breeding	3,749.77
8043000	Pineapples, fresh or dried	3,468.64
3027900	Nile perch (lates niloticus) and snakeheads (channa spp), fresh or chilled	3,120.00
3049990	Frozen other fish meat (whether or not minced) of other fish, other than HS code 03049100 to 03049910	3,021.15
3023400	Bigeye tunas (thunnus obesus), fresh or chilled	2,940.00
62113990	Men's or boys' garment,oth than pilgrimage robes (Ihram)/for fencing/wrestling/used for protection from fire/chemical substances/radiation;of oth textile material (oth than of cotton&man-made fibres)	2,940.00
8011990	Coconuts, other than desiccated, in the inner shell (endocarp), and young coconut, fresh or dried, whether or not shelled or peeled	2,865.78
62171090	Other made up clothing accessories, other than those of heading 6212; other than judo belts	2,605.60
90141000	Direction finding compasses	2,255.59
39069020	Acrylic polymers, other than poly(methyl methacrylate), in primary forms, in dispersion	2,145.00
17019910	Refined sugar	1,904.60
93020000	Revolvers and pistols, other than those of heading 9303 or 9304	1,706.07
93012000	Rocket launchers; flame-throwers; grenade launchers; torpedo tubes and similar projectors	1,657.33
3056300	Salted but not dried or smoked and fish in brine, other than edible fish offal of anchovies (engraulis spp)	1,653.57
3061190	Rock lobster and other sea crawfish (palinurus spp, panulirus spp, jасus spp), frozen, other than smoked	1,502.37
9061100	Cinnamon (cinnamomum zeylanicum blume), neither crushed nor ground	1,464.54

	HS 8 Digit	Nilai (US\$) Value (US\$)
3061729	Whiteleg shrimps (<i>litopenaeus vannamei</i>), frozen, other than headless, with or without tail	1,449.60
8109091	Salacca (snake fruit), fresh	1,330.64
16052990	Shrimps and prawns, prepared or preserved, in airtight container, other than shrimp ball & breaded shrimp	1,260.00
61091010	T-shirts, singlets and other vests, knitted or crocheted; of cotton; for men or boys	1,248.00
16023290	Prepared or preserved of meat, meat offal, blood of fowls of species <i>gallus domesticus</i> , other than chicken curry in airtight container	1,245.06
19021940	Other noodles, uncooked pasta, not stuffed or otherwise prepared, not containing eggs	1,209.00
94049000	Articles of bedding & similar furnishing excl mattresses, sleeping bag, quilts, eiderdown & duvets, fitted with springs/stuffed/internally fitted w/ any material/of cellular rubber/plastics, whether/not covered	1,111.94
20081190	Ground nuts, otherwise prepared or preserved whether or not containing added sugar or other sweetening matter or spirit, other than roasted and peanut butter	1,056.00
19012010	Mixes and doughs for the preparation of bakers' wares of heading 1905, of flour, groats, meal, starch or malt extract, not containing cocoa	1,040.10
8013200	Cashew nuts, shelled, fresh or dried, whether or not peeled	1,021.90
3072110	Scallops and other molluscs of the family pectinidae, live	991.70
62160099	Gloves, mittens and mitts, of other textile materials (other than of wool or fine animal hair and cotton)	980.00
63064090	Pneumatic mattresses; of other than cotton	791.75
3027100	Tilapias (<i>oreochromis</i> spp), fresh or chilled	767.24
30024900	Vaccines other than for human medicine and veterinary medicine	710.20
19049010	Rice preparations, including pre-cooked rice	664.34
3061719	Giant tiger prawns (<i>penaeus monodon</i>), frozen, other than headless	636.16
94041000	Mattress supports	605.00
8106000	Durians, fresh	600.92
8021290	Almonds, shelled, unblanched, fresh or dried, whether or not peeled	567.79
11010019	Wheat flour, other than fortified	488.40
7144090	Taro (<i>colocasia</i> spp), whether or not sliced or in the form of pellets, fresh, chilled, or dried	337.97
9071000	Cloves (whole fruit, cloves and stems), neither crushed nor ground	304.17
3019936	Live Grouper other than leopard coral, brown-marbled, and humpback, other than fry	299.67
83081000	Hooks, eyes, eyelets used for clothing/clothing accessories, footwear, jewellery, watches, books, awnings and leather; of base metal	278.70
8031010	Plantains, fresh	203.34
46019210	Plaits and similar products of plaiting materials, whether or not assembled into strips of bamboo	192.80
21069049	Autolysed yeast extracts, other than in powder form	182.37
7099990	Vegetables, other than HS code 07092000 to 07099920, fresh or chilled	175.50
18062010	Chocolate confectionery in blocks, slabs or bars weighing more than 2 kg	166.31
9092200	Seeds of coriander, crushed or ground	141.95
3024100	Herrings (<i>clupea harengus</i> , <i>clupea pallasii</i>), fresh or chilled	126.00

	HS 8 Digit	Nilai (US\$) Value (US\$)
7096010	Chillies (fruits of genus capsicum), fresh or chilled	117.31
4021049	Milk & cream, in powder, granules/other solid forms, of a fat content, by weight, not exceeding 15 %, not containing added sugar/other sweetening matter, in containers of a 2 kg < net weight < 20 kg	96.88
21039029	Mixed condiments and mixed seasonings, other than shrimp paste	91.19
8109070	Starfruit, fresh	86.19
8013100	Cashew nuts, in shell, fresh or dried, whether or not peeled	77.00
21031000	Soya sauce	74.09
7069000	Salad beetroot, salsify, celeriac, radishes and similar edible roots, fresh or chilled	66.11
8109050	Jackfruit (including cempedak and nangka), fresh	40.90
8072000	Papaws (papayas), fresh	27.32
19059030	Cakes	22.75
6029090	Other live plants (including their roots), root cuttings and slips, mushroom spawn	9.92
	Grand Total	2 672 927 944.309

Lampiran/Appendix 7. Ekspor Kalimantan Utara Melalui Pelabuhan Luar Kalimantan Utara
2022 / Kalimantan Utara's Export Trough Outer Kalimantan Utara's
Ports in 2022

HS code	Komoditas HS 8 Digit 2 HS Digit Comodities	Nilai (US\$) Value (US\$)	Berat (Kg) Weight (Kg)
BALI		821.497	19.16
99991000	Postal packages n.c.a.k	786.266	9.16
99991000	Postal packages n.c.a.k	35.231	10
DKI JAKARTA		6 311 344.201	2 301 302.519
42031000	Apparel, articles of apparel, of leather or of composition leather	14.71	1.5
33019010	Aqueous distillates & aqueous solutions of essential oils suitable for medicinal use	0.65	0.01
33049990	Beauty/make up preparat, for the care of the skin (incl sunscreen or sun tan preparations), ot HS 33041000-33049930	9.96	0.5
13023911	Carrageenan, powder, semi-refined	491750	50000
27011900	Coal, whether or not pulverised, but not agglomerated, other than antracite and bituminous	5	5
12122112	Eucheuma cottonii fit for human consumption, dried but not ground	479 437.19	195670
12122112	Eucheuma cottonii, dried but not ground	5 090 626.96	1929610
33049930	Face or skin creams and lotions other than antiacne preparations	55.4	2
12122113	Gracilaria spp, dried but not ground	48 210	51520
61151090	Graduated compression hosiery, knitted or crocheted; other than stockings for varicose veins, of synthetic fibres	14.7	1
44042010	Hoopwood, split poles,piles, picket and the like of non- coniferous, chipwood	3 599.457	670
3011990	Live ornamental fish other than freshwater fish, other than fry	17 685.815	1324.7
3038923	Milkfish (chanos chanos), frozen	73 780	52000
33049990	Oth than anti-acne creams and oth face or skin creams & lotions	46.38	0.8
33049930	Other face or skin creams & lotions	63.06	1.5
44089090	Other than face veneer sheets, of non-coniferous and other than tropical wood	545.71	351
91019900	Pocket-watches and other watches, including stop-watches, with case of precious metal or of metal clad with precious metal, non-electrically operated	53.26	0.4
99991000	Postal packages n.c.a.k	12 712.377	70.139
99991000	Postal packages n.c.a.k	2306.292	59.14
57050091	Prayer rugs other than those of heading 5701-5704; other than of cotton or of jute fibres	9.84	0.08
84051000	Producer gas or water gas generators, with or without their purifiers; acetylene gas	90000	20000

HS code	Komoditas HS 8 Digit 2 HS Digit Comodities	Nilai (US\$) Value (US\$)	Berat (Kg) Weight (Kg)
	generators and similar water process gas generators		
85287199	Reception apparatus for television, oth set top box which have a communication function, not mains operated	19.65	0.6
3081110	Sea cucumbers (stichopus japonicus, holothuroidea), live	58.5	2
3082110	Sea urchins (strongylocentrotus spp, paracentrotus lividus, loxechinus albus, echinus esculentus), live	104	2
33051090	Shampoos not having antifungal properties	1	0.5
3063629	Shrimps and prawns other than giant tiger prawns, whiteleg shrimps, and giant river prawns, live, other than breeding	42.9	2
61099030	T-shirts, singlets and other vests, knitted or crocheted, for women or girls, of other textile materials	8.39	1
3063622	Whiteleg shrimps (litopenaeus vannamei), live, other than breeding	25.6	4
62046900	Women's or girls' trousers, bib and brace overalls, breeches and shorts (other than swimwear); of other textile materials (other than of wool or fine animal hair, cotton and synthetic fibres)	53.85	1.6
44089090	Wood, other than in heading 4408, sheets for veneer/plywood, oth wood sawn, slice/peel, whether/not plan, sand/end-join, thick ≤ 6mm	80	1
91021900	Wrist-watches other than those of heading 9101, electrically operated, whether or not incorporating a stop-watch facility, without mechanical or opto-electronic display	23.55	0.05
JAWA TENGAH		624 033.5	31371.4
3061790	Other shrimps and prawns, frozen, fit for human consumption	624033.5	31371.4
JAWA TIMUR		129 970 514.7	30 992 577.79
44219996	Barecore other than of bamboo	56361.17	96964
21032000	Tomato ketchup and oth tomato sauces	1361.143	3400
21069069	Alcoholic preparations of a kind used for the making or for the manufacture of beverages, other than HS code 21069061-21069067	6825.231	6305
44219996	Barecore, of other than bamboo	88699.06	145446
9024090	Black tea (fermented) and partly fermented tea, other than leaves, other than in immediate packings of a content not exceeding 3 kg, whether or not flavoured	15527.098	4017.8
21039011	Chilli sauce	23654.436	54760

HS code	Komoditas HS 8 Digit 2 HS Digit Comodities	Nilai (US\$) Value (US\$)	Berat (Kg) Weight (Kg)
24022090	Cigarettes containing tobacco, other than beedies and clove cigarettes	303675	38052
3061499	Crab other than swimming crabs, king crabs, and snow crabs, frozen, other than smoked	247530	24580
3074310	Cuttle fish (sepia officinalis, rossia macrosoma, sepiola spp) and squid (ommastrephes spp, loligo spp, nototodarus spp, sepioteuthis spp), frozen	1141.69	509.3
44083100	Dark Red Meranti, Light Red Meranti and Meranti Bakau of tropical wood, sheets for veneering, plywood and laminated wood	22942.46	21228
96190011	Disposable sanitary towel,tanpon,napkinwith an absorbent core of textile	8209.127	2980
3032600	Eels (anguilla spp), frozen	36459.91	27701.5
12122112	Eucheuma cottonii fit for human consumption, dried but not ground	503862.8	313230
12122112	Eucheuma cottonii, dried but not ground	9193172.58	4339260
12122111	Eucheuma spinosum fit for human consumption, dried but not ground	110825	150000
12122111	Eucheuma spinosum, dried but not ground	25883	39820
21012090	Extracts, essences and concentrates, of tea or maté, and preparations with a basis of these extracts, essences or concentrates or with a basis of tea or maté, other than HS code 21012020 to 21012030	16767	4050
19019099	Food preparations not suitable for infants or young childrens, other than medical food	29271.123	19750
19011099	Food preparations of flour, groats, meal, starch, suitable for infants or young children, put up for retail sale, other than HS code 19011010 to 19011092	48990.531	29550
3038919	Frozen marine fish, other than HS code 03038911 to 03038918	84354.26	49924.1
3061711	Giant tiger prawns (Penaeus monodon) headless, frozen, fit for human consumption	20932844.5	1388588.2
3061719	Giant tiger prawns (Penaeus monodon) with head, frozen, fit for human consumption	1000649.52	62170.2
3061711	Giant tiger prawns (penaeus monodon), frozen, headless	40981603.07	2812798.32
3061719	Giant tiger prawns (penaeus monodon), frozen, other than headless	3251861.5	241426.61
12122113	Gracilaria spp, dried but not ground	45064	52400
19023040	Instant noodles, whether or not cooked or otherwise prepared, other than stuffed	102438.7	51549
3083040	Jellyfish (rhophilema spp), dried, salted or in brine	273342.5	113251

HS code	Komoditas HS 8 Digit 2 HS Digit Commodities	Nilai (US\$) Value (US\$)	Berat (Kg) Weight (Kg)
3083040	Jellyfish (rhopilema spp), dried, salted or in brine	524767.25	221385
44124200	Laminated veneered lumber, with at least one outer ply of non-coniferous wood	143826.57	109955
11022000	Maize (corn) flour	3367.037	3500
3038923	Milkfish (chanos chanos), frozen	693423.4	432000
29224220	Monosodium glutamate (MSG)	30690.895	15875
44092200	Non-coniferous of tropical wood cotinuously shaped along any of its edgee,ends/faces, won planed,sanded or end-jointed	128350.76	105184
3075200	Octopus (octopus spp), frozen	2700.01	2580
9024090	oth black tea (fermented) and oth partly fermented tea, whether or not flavoured, oth leaves	1390.993	250
18062090	oth chocolate, liquid,paste,granular/ oth bulk form,packing>2kg	3892.391	1800
19059080	oth crisp savoury food products	1137.139	990
19023040	oth instant noodles, stuffed, whether or not cooked or othwise prepared	49735.667	25924.8
3038919	Oth marine fish, frozen, excl. edible fish offal of subheadings 0303.91-99	351085	170400
19019099	oth medical foods	63607.413	43884.5
19011099	Oth medical foods, preparations for children > 3 years old,w/ cocoa <40%, for retail sale	6703.318	3658
21039019	Oth mixed condiments and mixed seasonings	5626.057	2200
19021940	oth noodles, uncooked, not cont eggs	7199.87	4324.5
44123900	Oth plywood,consis solely sheets of wood(exc bamboo),each ply <= 6 mm thick,w/at least one outer ply of coniferous wood	27985.37	22044
44123100	Oth plywood,consis solely sheets of wood(exc bamboo),each ply <= 6 mm thick,w/at least one outer ply of tropical wood	4276590.08	3095555
16052990	oth prepared or preserved shrimps and prawns, nec in 16052100-16052930, in airtight container	1229413.78	135492
17049099	Oth sugar confectionery,not contcocoa, soft,not cont gelatin	14115.005	6700
17029099	Oth sugar,incl invert sugar and sugar syrup blends, in dry w/ fructose 50%	6472.951	3264
22021090	oth than sparkling mineral waters or aerated waters, flavoured	20470.114	27426
19059080	Other crisp savoury food products	3468.728	1395
44129990	Other plywood, except bamboo, each ply more than 6 mm thickness, other than HS code 4412.99.10 - 4412.99.30	84082.01	64475

HS code	Komoditas HS 8 Digit 2 HS Digit Comodities	Nilai (US\$) Value (US\$)	Berat (Kg) Weight (Kg)
3061790	Other shrimps and prawns, frozen, fit for human consumption	8187293.25	852819.66
95044000	Playing cards	4423.281	2049.6
44123100	Plywood, consisting solely of sheets of wood (not bamboo), each ply ≤ 6mm thickness, with at least one outer ply of tropical wood	20881990.93	12483856
21039019	Sauces and preparations therefor, other than HS code 21039011 to 21039013	28031.707	7669.45
3038914	Savalai hairtails (lepturacanthus savala), belanger's croakers (johnius belangerii), reeve's croakers (chrysochir aureus) and bigeye croakers (pennahia anea), frozen	70609.19	96933.9
3038914	Savalai hairtails, belanger's, reeve's & bigeye, frozen, excl. edible fish offal of subheadings 0303.91-99	12001.56	19511.4
12122119	Seaweeds and other algae other than eucheuma spinosum, cottonii, and gracilaria spp, fit for human consumption, dried but not ground	13664.844	25830
3061790	Shrimps and prawns other than giant tiger prawns, whiteleg shrimps, and giant river prawns, frozen	12269514.44	1499010.5
16052990	Shrimps and prawns, prepared or preserveed, in airtight container, other than shrimp ball & breaded shrimp	1111312.39	121320
16052100	Shrimps and prawns, prepared or preserveed, not in airtight container	81790.6	9900
3035920	Silver pomfrets (pampus spp), frozen	176977.5	38465.5
3035920	Silver pomfrets (Pampus spp), frozen, excl fillets, edible fish offal of subheadings 0303.91 to 0303.99	11799.25	4513.5
17049099	Sugar confectionery other than chewing gum, medicated pastilles and drops, and white chocolate, not containing cocoa, other than soft, containing gelatin	8824.964	3750
17049091	Sugar confectionery other than chewing gum, medicated pastilles and drops, and white chocolate, not containing cocoa, soft, containing gelatin	2013.631	843.75
19053120	Sweet biscuits, containing cocoa	5691.777	2527.5
19053110	Sweet biscuits, not containing cocoa	23652.125	14916.1
76151090	Tableware, kitchenware or Other household articles and parts thereof; of aluminium	60042.142	14124.2
76151090	Tableware, kitchenware or Other household articles and parts thereof of aluminium	35103.301	7790.1
19030000	Tapioca and substitutes therefor prepared from starch, in the form of flakes, grains, pearls, siftings or in similar forms	28514.684	18500

HS code	Komoditas HS 8 Digit 2 HS Digit Commodities	Nilai (US\$) Value (US\$)	Berat (Kg) Weight (Kg)
19030000	Tapioca&substitutes thf prep fr starch, in flake,grain,pearl,sifting/ sim form	33523.058	21282
21032000	Tomato ketchup and oth tomato sauces	1532.135	3900
44072511	Tropical wood of dark red meranti,light red meranti & meranti bakau,planed,sanded or end-joint	30558.45	47238
19053220	Wafers	42297.886	22483.3
34022095	Washing or cleaning prep,including bleaching,cleansing or degreasing prep put up for retailsale except in liquid form	4059.549	925
22021090	Waters, containing added sugar or other sweetening matter or flavoured, other than HS code 22021020 to 22021030	66518.697	74757.5
44089090	Wood, other than in heading 4408, sheets for veneer/plywood, oth wood sawn, slice/peel, whether/not plan, sand/end-joint,thick≤6mm	1501606.86	802102
44072513	Wood, tropical wood, of dark red meranti or light red meranti, planed, sanded or end-jointed	1037.09	1448
44092200	Wood,non-coniferous of tropical wood, cotinuously shaped along any of its edgee,ends/faces,whether or not planed,sanded/end-jointed	182711.2	200138
KALIMANTAN TIMUR		7 752 741.887	60 016 715
27011900	Coal, whether or not pulverised, but not agglomerated ,other coal	750200	7502000
39069020	Acrylic polymers, other than poly(methyl methacrylate), in primary forms, in dispersion	1056	215
27011900	Coal, whether or not pulverised, but not agglomerated, other than antracite and bituminous	6378718.75	52442000
3028929	Fresh or chilled fish other than marine fish, other than hs code 03028922 to 03028929	4733.671	9500
3019936	Live Grouper other than leopard coral, brown-marbled, and humpback, other than fry	508008.515	51000
29299010	Sodium cyclamate	9489.201	2000
3019941	Tilapias (Oreochromis spp), live	100535.75	10000
SULAWESI SELATAN		13 228 841.75	6 170 207
12122112	Eucheuma cottonii fit for human consumption, dried but not ground	2842307.28	1195949
12122112	Eucheuma cottonii, dried but not ground	8946203.17	3366548
12122111	Eucheuma spinosum fit for human consumption, dried but not ground	28023.1	57190
12122111	Eucheuma spinosum, dried but not ground	39680.06	89370

HS code	Komoditas HS 8 Digit 2 HS Digit Comodities	Nilai (US\$) Value (US\$)	Berat (Kg) Weight (Kg)
12122113	Gracilaria spp fit for human consumption, dried but not ground	284942.4	401960
12122113	Gracilaria spp, dried but not ground	867345.74	1054190
3052090	Livers, roes and milt of fish, smoked, dried, salted or in brine, other than freshwater fish, dried, salted or in brine	220340	5000
	Grand Total	157 888 297.5	99 512 192.87

<https://kaltara.bps.go.id>

DATA

MENCERDASKAN BANGSA

— *Enlighten The Nation* —



**BADAN PUSAT STATISTIK
PROVINSI KALIMANTAN UTARA**

Jl. H. Masykur RT 19, Tanjung Selor 77212

Telp. : (0552) 2033254 | Email : 6500@bps.go.id

Homepage : <https://kaltar.bps.go.id>



9 772723 207004