

## KATA PENGANTAR

Publikasi Statistik Impor Juni ini merupakan kelanjutan dari publikasi sebelumnya yang diterbitkan secara bulanan oleh Badan Pusat Statistik (BPS). Publikasi ini berisi data yang merupakan hasil pengolahan dokumen, baik yang berupa soft copy maupun hard copy. Data yang disajikan dalam publikasi ini, mencakup :

- A. Impor menurut Golongan Barang HS, Golongan Barang SITC, Komoditi (HS), Negara Asal, Pelabuhan Impor, Negara Asal dan Lima Golongan Barang Utama SITC 3 digit, Komoditi tertentu dan Negara Asal Utama
- B. Impor Kawasan Berikat menurut Golongan Barang HS 2 digit, Golongan Barang SITC, Negara Asal, Provinsi dan Pelabuhan Impor

Ucapan terima kasih dan penghargaan yang setinggi-tingginya disampaikan kepada seluruh aparat Bea dan Cukai serta Bank Indonesia yang telah secara teratur dan berkesinambungan mengirimkan dokumen PIB, juga kepada PT. Pertamina yang telah memberikan data impor minyak dan gas secara rutin. Selanjutnya, kepada semua pihak yang telah banyak membantu Badan Pusat Statistik sehingga memungkinkan diterbitkannya publikasi ini, juga disampaikan terima kasih.

Akhirnya, kami mengharapkan semoga publikasi ini dapat bermanfaat bagi pemakai.

Jakarta, Agustus 2009  
Badan Pusat Statistik  
Kepala,

**DR. RUSMAN HERIAWAN**  
NIP. 340003999

## FOREWORD

The monthly publication of import statistics, is a sequential issue from the preceding publication which developed by The BPS-Statistics Indonesia. This Publication contains the data of imports document on both softcopy and hardcopy. The data in this publication covered:

- A. Import by HS Commodity Groups, SITC Commodity Groups, Commodity (HS), Country of Origin, Port of Importation, Country of Origin and Five Major SITC Commodity Group, Certain Commodities import by Main Country of Origin
- B. Bonded Zone import by Commodity 2 Digits HS, by SITC Commodity Group, Country of Origin, by Province and port of Importation

Deeply gratitude and the highest appreciation are due to the Custom Officers and Bank of Indonesia of their contribution of regularly in sending documents, and also to PT. Pertamina for the best cooperation in supporting data of oil and gas so that BPS published this edition successfully.

Finally, it is hoped that this publication would be useful for users.

Jakarta, Agustus 2009  
BPS-Statistics Indonesia

**DR. RUSMAN HERIAWAN**  
Director General

## PENJELASAN

### 1. DAERAH PENCATATAN

Daerah pencatatan statistik dalam publikasi ini meliputi seluruh wilayah Republik Indonesia.

### 2. SUMBER DOKUMEN

Statistik dikumpulkan berdasarkan dokumen impor (Pemberitahuan Impor Barang (PIB - BC 2.0) dan Pemberitahuan Pengangkutan Barang Impor (PPBI – BC 2.3) yang diisi oleh importir. Dokumen PIB - BC 2.0 dan PPBI - BC 2.3 diterima dari Bea dan Cukai dan berlaku sejak April 1997 berdasarkan Surat Keputusan Menteri Keuangan nomor 101/KMK.05/1997 tanggal 10 Maret 1997.

### 3. SISTEM PERDAGANGAN

Sistem pencatatan Statistik Perdagangan Luar Negeri mempergunakan Sistem Perdagangan Umum (*the General Trade System*) atau dengan Sistem Perdagangan Khusus (*the Special Trade System*). Dalam Sistem Perdagangan Umum, Kawasan Berikat dianggap sebagai "dalam negeri", sedangkan dalam Sistem Perdagangan Khusus, dianggap sebagai "luar negeri". Sejak Januari 2008, sistem pencatatan Statistik Impor menggunakan Sistem Perdagangan Umum.

### 4. RUANG LINGKUP

Pencatatan Statistik Impor meliputi seluruh barang-barang yang masuk ke wilayah Indonesia.

### 5. KASUS KHUSUS

5.1 Sebagian impor kapal laut dan pesawat beserta suku cadangnya termasuk dalam Statistik Impor.

5.2 Barang-barang luar negeri yang diolah atau diperbaiki didalam negeri tetap dicatat sebagai barang impor, meskipun setelah barang tersebut selesai diproses akan kembali ke luar negeri (*re-ekspor*).

5.3 Barang-barang di bawah ini tidak termasuk di dalam Statistik Impor :

- a. Pakaian dan barang-barang perhiasan penumpang.
- b. Barang-barang penumpang untuk dipakai sendiri, kecuali lemari es, pesawat TV dan sebagainya.
- c. Barang-barang yang diimpor untuk keperluan perwakilan (kedutaan) suatu negara.
- d. Barang-barang untuk ekspedisi dan ekshibisi/pameran.
- e. Sebagian barang-barang yang langsung diimpor oleh angkatan bersenjata.
- f. Pembungkus/peti kemas.
- g. Uang dan surat-surat berharga.
- h. Barang-barang sebagai contoh.

## **6. SISTEM PENGOLAHAN**

Data dalam publikasi ini mencakup dokumen PIB selama Juni 2009 yang diterima oleh Badan Pusat Statistik sampai akhir Juli 2009. Sistem pengolahan menggunakan *Carry Over*. Dengan metode ini dokumen-dokumen dari Bea dan Cukai ditunggu selama satu bulan setelah bulan berjalan. Dokumen-dokumen yang datang terlambat akan dimasukkan dalam bulan pengolahan berikutnya.

## **7. KLASIFIKASI JENIS BARANG**

Penggolongan barang yang digunakan di dalam statistik impor adalah klasifikasi Barang Impor yang berdasarkan pada Buku Tarif Bea Masuk Indonesia 2007 (BTBMI 2007) yang mengacu pada amandemen keempat dari World Customs Organization (WCO) sebagai lembaga Internasional yang menyusun klasifikasi Harmonized System (HS). Disamping menggunakan HS sebagai klasifikasi jenis barang, juga digunakan Standard International Trade Classification (SITC) Revisi 4.

## **8. PERIODE REFERENSI**

Periode penentuan impor adalah tanggal penyelesaian dokumen oleh pejabat-pejabat Bea dan Cukai yang terdapat dalam dokumen impor.

## **9. NILAI BARANG**

Nilai barang dinyatakan dalam nilai CIF (US\$) dan nilai Kurs Juni 2009 yang digunakan adalah US\$ 1 = Rp. 10.204,-

## **10. SATUAN BARANG**

Berat barang impor adalah berat bersih dan dinyatakan dalam Kg.

## **11. NEGARA ASAL**

Negara asal adalah negara dimana barang-barang tersebut dihasilkan yang dokumennya setelah diperiksa oleh pejabat Bea dan Cukai dan dinyatakan sesuai dengan peraturan yang berlaku.

## EXPLANATORY NOTES

### 1. AREA RECORDINGS

The statistical recording area in this publication covers the entire territory of the Republic of Indonesia.

### 2. SOURCE OF DOCUMENTS

Statistics are compiled based on Import Declaration Form (Pemberitahuan Impor Barang (PIB-BC 2.0) or Pemberitahuan Pengangkutan Barang Impor (PPBI-BC 2.3)) of Import documents that are filled by importers. The PIB documents received from Customs and Excise, prevailing on April 1, 1997, based on Minister of Finance Decree No. 101/KMK.05/1997, March 10, 1997.

### 3. TRADE SYSTEM

The systems of recording Foreign Trade Statistics apply the General Trade System or the Special Trade System. In the General Trade System, the Bonded Zone is regarded as "*Domestic*", while in the Special Trade System; the Bonded Zone is regarded as "*Abroad*". Since January 2008, the systems of recording import Statistics have applied the General Trade System.

### 4. COVERAGE

The recording Import Statistics covers all goods entering the Indonesian territory.

### 5. PARTICULAR CASES

**5.1** Part of importation of sea vessels and airplanes and their spare parts are included in the Import Statistics.

**5.2** Overseas goods which are processed or modified in Indonesian Country are recorded as importation, although after the goods finish process will return to abroad (re-exports).

**5.3** The goods here under are not included in the Import Statistics:

- a. Clothes and jewelry of passengers.
- b. Luggage of passengers of own use, except refrigerators, television sets, etc.
- c. Goods imported for the use of foreign countries representations (embassies).
- d. Goods for expeditions and exhibition shows.
- e. A part of the goods directly imported by armed forces.
- f. Packing's containers to be refilled.
- g. Bank notes and securities.

h. Sample goods.

## **6. PROCESSING SYSTEM**

The data in this publication covers documents of June 2009 were received by the BPS to the end of July, 2009. The documents are processed using a carry over system. The deadline for the acceptance of documents of a certain month is one month after the reference period, which means the end of the following month. The documents accepted after the deadline is considered as the document of the following month.

## **7. COMMODITY CLASSIFICATION**

The classification of goods in this publication applies the 2007 Indonesia's Tariff Classification, based on fourth amendment from World Customs Organization (WCO) as an International Organization who arranged the Classification of Harmonized System (HS). Besides applying the HS, the Standard International Trade Classification (SITC) Revised 4 is also applied in the classification of goods.

## **8. REFERENCE PERIOD**

The period of import determination is the date of settlement/completion by the Customs and Excise Officials as stated in the Import documents.

## **9. COMMODITY VALUATION**

The values recorded, are the CIF value (US\$). The exchange rate use for June 2009, US\$ 1 = Rp. 10,204,-

## **10. UNIT OF COMMODITY**

The net weight of imported goods are presented to Kg.

## **11. COUNTRY OF ORIGIN**

Country of origin is the country in which the goods have been produced, after being verified by Customs and Excise Officials, pursuant to the prevailing regulations

## DAFTAR ISI/CONTENTS

		Halaman/Page
	KATA PENGANTAR/FOREWORD .....	iii-iv
	PENJELASAN/EXPLANATORY NOTES .....	v-viii
	DAFTAR ISI/CONTENTS .....	ix
	RINGKASAN/SUMMARY .....	xi-xix
Tabel/Table	I-1. Import Menurut Golongan Barang HS/ <i>Import by HS Commodity Groups</i>	
	A. Menurut 21 Golongan Barang HS/ <i>By 21 HS Commodity Groups</i> .....	1
	B. Menurut Golongan Barang 2 Dijiit HS/ <i>By Commodity Groups 2 Digit Code HS</i> .....	2
	C. Menurut 40 Golongan Barang HS Terbesar/ <i>By 40 Biggest Commodities 10 Digit HS Code</i> .....	3
Tabel/Table	I-2. Impor Menurut Golongan Barang SITC/ <i>Import by SITC Commodity Groups</i> .....	4-8
Tabel/Table	I-3. Impor Menurut Komoditi (HS)/ <i>Import by Commodity (HS)</i> .....	9-113
Tabel/Table	I-4. Impor Menurut Negara Asal/ <i>Import by Country of Origin</i> .....	114-116
Tabel/Table	I-5. Impor Menurut Pelabuhan Impor/ <i>Import by Port of Importation</i> .....	117-119
Tabel/Table	I-6. Impor Menurut Negara Asal dan Lima Golongan Barang (SITC) Utama/ <i>Import by Country of Origin and Five Major SITC Commodity Group</i> .....	120-147
Tabel/Table	I-7. Impor Komoditi Tertentu Menurut Negara Asal Utama/ <i>Certain Commodities Import by Main Country of Origin</i> .....	148-151
Tabel/Table	K1. Import Kawasan Berikat Menurut Golongan Barang 2 Dijiit HS/ <i>Bonded Zone Import by Commodity 2 Digits HS</i> .....	152-153
Tabel/Table	K2. Impor Kawasan Berikat Menurut Golongan Barang SITC/ <i>Bonded Zone Import by SITC Commodity Group</i> .....	154-158
Tabel/Table	K3. Impor Kawasan Berikat Menurut Negara Asal/ <i>Bonded Zone Import by Country of Origin</i> .....	159-161
Tabel/Table	K4. Impor Kawasan Berikat Menurut Provinsi dan Pelabuhan Impor/ <i>Bonded Zone Import by Province and Port of Importation</i> .....	162-163

<https://www.bps.go.id>



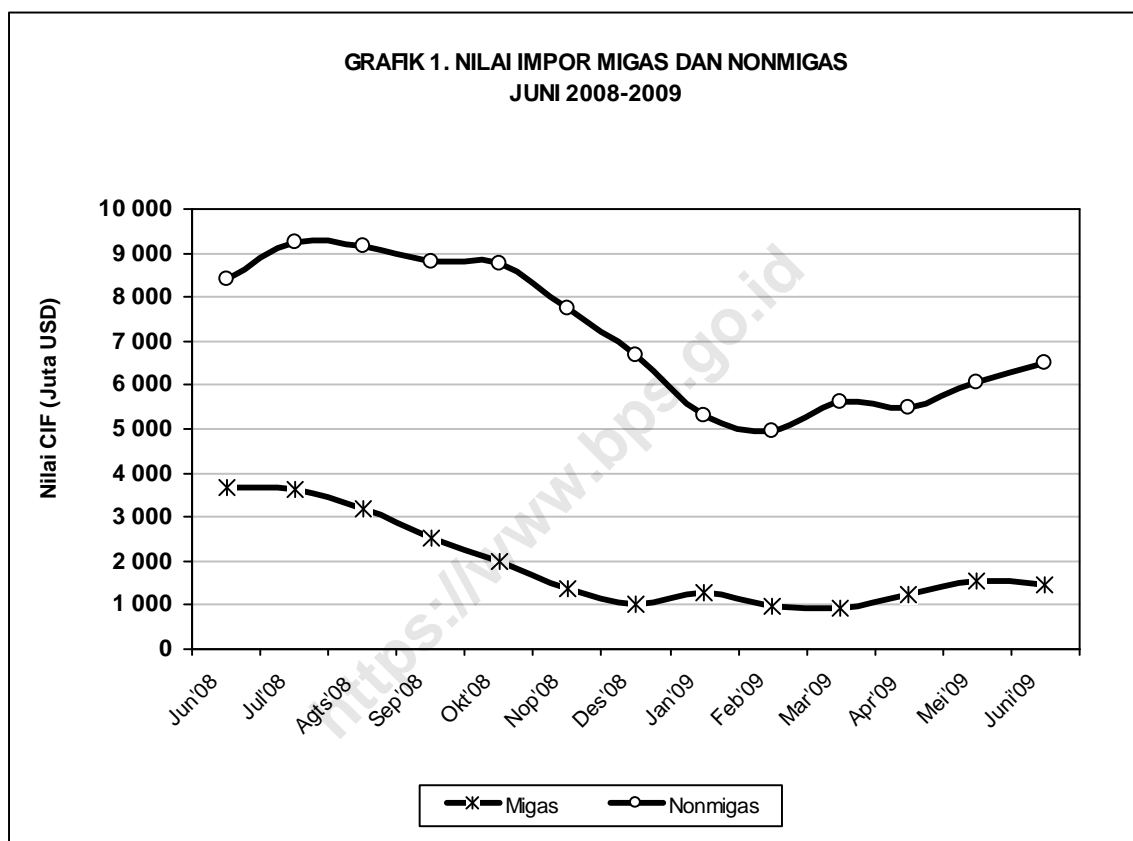
## RINGKASAN

Pada Juni 2009 nilai impor mencapai USD7.935,5 juta yang terdiri dari impor melalui Kawasan Berikat sebesar USD1.506,5 juta (18,98 persen) dan di Luar Kawasan Berikat sebesar USD6.429,0 juta (81,02 persen). Nilai impor migas Indonesia mencapai USD1.441,8 juta atau 18,17 persen dari total impor Indonesia. Sedangkan nilai impor nonmigas mencapai USD6.493,7 juta dan memberikan peranan sebesar 81,83 persen terhadap total impor Indonesia.

**TABEL 1. IMPOR MIGAS DAN NONMIGAS  
JUNI 2008-2009**

Tahun/Bulan	Migas		Nonmigas		Total		
	Indonesia	Kawasan Berikat	Indonesia	Kawasan Berikat	Indonesia	Kawasan Berikat	
<b>Nilai CIF (Juta USD)</b>							
<b>Sistem Perdagangan</b>							
<b>2008</b>	Juni	3 685,9	49,4	8 424,6	2 195,1	12 110,5	2 244,5
	Juli	3 639,1	23,2	9 230,7	2 039,3	12 869,8	2 062,5
	Agustus	3 177,1	36,4	9 149,1	1 971,6	12 326,2	2 008,0
	September	2 539,1	5,0	8 803,7	1 935,0	11 342,8	1 940,0
	Oktober	1 977,7	5,3	8 754,8	1 779,8	10 732,5	1 785,1
	Nopember	1 358,0	6,9	7 723,3	1 576,9	9 081,3	1 583,8
	Desember	1 014,4	1,8	6 681,2	1 400,2	7 695,6	1 402,0
<b>2009</b>	Januari	1 281,5	8,8	5 319,1	1 184,0	6 600,6	1 192,8
	Februari	964,4	3,6	4 974,6	1 223,8	5 939,0	1 227,4
	Maret	930,1	1,8	5 624,0	1 265,7	6 554,1	1 267,5
	April	1 232,3	1,6	5 474,5	1 246,4	6 706,8	1 248,0
	Mei	1 560,1	4,2	6 081,2	1 403,1	7 641,3	1 407,3
	Juni	1 441,8	3,9	6 493,7	1 502,6	7 935,5	1 506,5
<b>Peranan Terhadap Total Impor (%)</b>							
<b>Sistem Perdagangan</b>							
<b>2008</b>	Juni	30,44	2,20	69,56	97,80	100,00	100,00
	Juli	28,28	1,12	71,72	98,88	100,00	100,00
	Agustus	25,78	1,81	74,22	98,19	100,00	100,00
	September	22,39	0,26	77,61	99,74	100,00	100,00
	Oktober	18,43	0,30	81,57	99,70	100,00	100,00
	Nopember	14,95	0,44	85,05	99,56	100,00	100,00
	Desember	13,18	0,13	86,82	99,87	100,00	100,00
<b>2009</b>	Januari	19,41	0,74	80,59	99,26	100,00	100,00
	Februari	16,24	0,29	83,76	99,71	100,00	100,00
	Maret	14,19	0,14	85,81	99,86	100,00	100,00
	April	18,37	0,13	81,63	99,87	100,00	100,00
	Mei	20,42	0,30	79,58	99,70	100,00	100,00
	Juni	18,17	0,26	81,83	99,74	100,00	100,00

Dari total nilai impor migas Indonesia, impor melalui Kawasan Berikat hanya sebesar USD3,9 juta atau 0,26 persen, sedangkan sisanya sebanyak USD1.437,9 juta (99,74 persen) di Luar Kawasan Berikat. Sementara itu, nilai impor nonmigas di Luar Kawasan Berikat mencapai USD4.991,1 juta atau 76,86 persen dan yang melalui Kawasan Berikat sebesar USD1.502,6 juta (23,14 persen).



Dilihat dari peranannya, selama tiga belas bulan terakhir impor migas memberikan kontribusi rata-rata 20,02 persen per bulan dan impor nonmigas sebesar 79,98 persen per bulan. Sementara itu, pada Juni 2009 peranan impor migas mencapai 18,17 persen yang berarti angka tersebut berada di bawah rata-rata. Sebaliknya peranan impor nonmigas berada di atas rata-rata yaitu 81,83 persen.

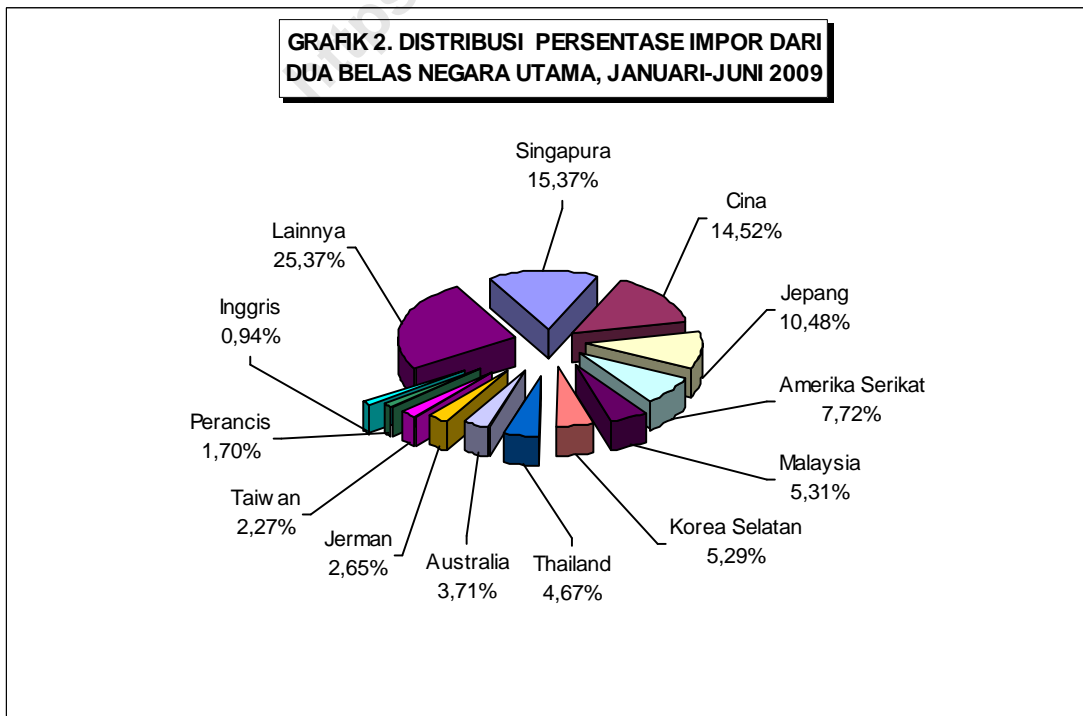
Dengan diterapkannya Sistem Perdagangan Umum (General Trade System) dalam pencatatan statistik impor, secara keseluruhan nilai impor barang yang tercatat mengalami kenaikan yang nyata (signifikan).

**TABEL 2. PERKEMBANGAN IMPOR MIGAS DAN NONMIGAS  
JANUARI-JUNI, 2005-2009**

Bulan/ Tahun	Nilai (Juta USD)			Peranan (%)			
	Migas	Non-Migas	Total	Migas	Non-Migas	Total	
<b>Jan-Jun:</b>							
<b>SPK :</b>	2005	7 950,3	20 513,1	28 463,4	27,93	72,07	100,00
	2006	9 037,1	19 891,7	28 928,8	31,24	68,76	100,00
	2007	9 382,1	24 325,0	33 707,1	27,83	72,17	100,00
<b>SPU :</b>	2008	16 847,4	48 301,6	65 149,0	25,86	74,14	100,00
	2009	7 410,2	33 967,1	41 377,3	17,91	82,09	100,00

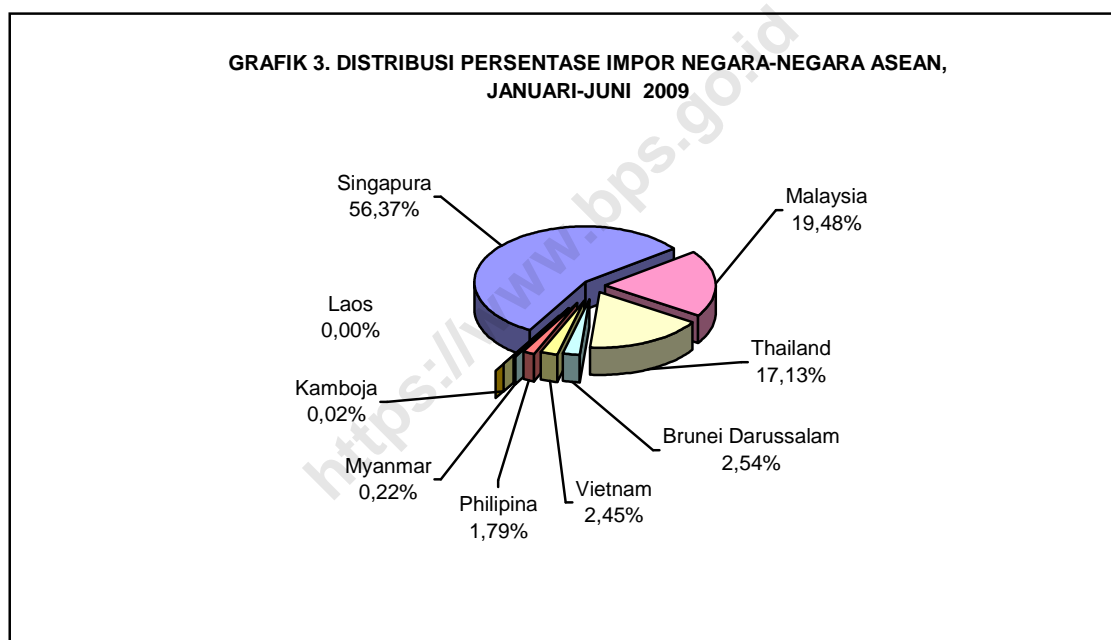
Keterangan : SPK = Sistem Perdagangan Khusus  
SPU = Sistem Perdagangan Umum

Impor migas Januari-Juni 2009 sebesar USD7.410,2 juta atau menurun 56,02 persen jika dibandingkan impor migas periode sebelumnya. Demikian halnya dengan impor nonmigas Januari-Juni 2009 yaitu sebesar USD33.967,1 juta atau menurun sebesar 29,68 persen dibanding impor nonmigas Januari-Juni 2008 yang sebesar USD48.301,6 juta. Dilihat dari nilainya, selama Januari-Juni pada periode 2005-2009 di dominasi oleh impor nonmigas dengan rata-rata peranan sebesar 73,85 persen per tahun. Dengan demikian dapat disimpulkan bahwa perekonomian Indonesia selama ini masih bertumpu pada sektor nonmigas.



Dari keseluruhan nilai impor pada Januari-Juni 2009, 74,63 persen berasal dari dua belas negara utama. Singapura menempati posisi pertama, yaitu 15,37 persen dari total impor Indonesia, diikuti oleh Cina (14,52 persen), Jepang (10,48 persen), Amerika Serikat (7,72 persen), Malaysia (5,31 persen), Korea Selatan (5,29 persen), Thailand (4,67 persen), Australia (3,71 persen), Jerman (2,65 persen), Taiwan (2,27 persen), Perancis (1,70 persen), dan Inggris (0,94 persen).

Impor terbesar pada Januari-Juni 2009 berasal dari sembilan negara kelompok APEC Lainnya yakni mencapai 39,08 persen atau sebesar USD16.169,0 juta. Kelompok negara ASEAN berada di urutan berikutnya dengan peranan sebesar 27,26 persen (USD11.281,6 juta), kemudian diikuti negara-negara kelompok Uni Eropa 9,87 persen (USD4.082,4 juta), negara kelompok NAFTA sebesar 8,96 persen (USD3.706,6 juta), dan kelompok negara lainnya menyumbang 14,83 persen (USD6.137,7 juta).



Jika dilihat impor Indonesia dari kelompok ASEAN, selama Januari-Juni 2009 peranan impor yang paling tinggi adalah dari *Singapura* dengan peranan sebesar 56,37 persen dari total impor ASEAN. *Malaysia* menempati urutan kedua sebesar 19,48 persen, diikuti oleh *Thailand* (17,13 persen), *Brunei Darussalam* (2,54 persen), *Vietnam* (2,45 persen), *Philipina* (1,79 persen), sementara peranan impor dari *Myanmar*, *Kamboja* dan *Laos* masih di bawah satu persen.

Dari kelompok negara Uni Eropa, selama Januari-Juni 2009 peranan impor yang paling tinggi adalah dari *Jerman* dengan peranan sebesar 26,87 persen dari total impor Uni Eropa. *Perancis* menempati urutan kedua dengan peranan 17,26 persen, diikuti oleh *Inggris* (9,54 persen), *Swedia* (9,41 persen), dan *Italia* (8,53 persen).

**TABEL 3. NILAI DAN PERANAN IMPOR  
DARI KELOMPOK NEGARA ASEAN, NAFTA, DAN UNI EROPA  
JANUARI-JUNI 2008 DAN 2009**

KELOMPOK NEGARA	Januari-Juni 2008		Januari-Juni 2009	
	Nilai (Juta USD)	Peranan (%)	Nilai (Juta USD)	Peranan (%)
<b>APEC</b>				
<b>ASEAN</b>	<b>21 806,5</b>	<b>33,47</b>	<b>11 281,6</b>	<b>27,26</b>
Thailand	3 153,7	4,84	1 932,0	4,67
Singapura	11 701,9	17,96	6 359,2	15,37
Philipina	431,1	0,66	202,4	0,49
Malaysia	4 914,6	7,55	2 197,8	5,31
Myanmar	19,6	0,03	24,6	0,06
Kamboja	0,9	0,00	1,7	0,00
Brunei Darussalam	1 250,8	1,92	286,9	0,69
Laos	0,2	0,00	0,3	0,00
Vietnam	333,7	0,51	276,7	0,67
<b>NAFTA</b>	<b>4 844,4</b>	<b>7,44</b>	<b>3 706,6</b>	<b>8,96</b>
Amerika Serikat	3 804,5	5,84	3 196,1	7,72
Kanada	971,2	1,49	452,0	1,09
Meksiko	68,7	0,11	58,5	0,15
<b>NEGARA APEC LAINNYA</b>	<b>22 972,1</b>	<b>35,26</b>	<b>16 169,0</b>	<b>39,08</b>
Jepang	7 196,3	11,05	4 336,8	10,48
Hongkong	1 251,0	1,92	780,8	1,89
Korea Selatan	3 519,7	5,40	2 187,5	5,29
Taiwan	1 451,5	2,23	937,7	2,27
Cina	7 077,0	10,86	6 007,0	14,52
Papua New Guinea	10,7	0,02	31,5	0,07
Australia	1 923,9	2,95	1 534,4	3,71
Selandia Baru	411,7	0,63	276,5	0,67
Chili	130,3	0,20	76,8	0,18
<b>UNI EROPA</b>	<b>4 913,9</b>	<b>7,54</b>	<b>4 082,4</b>	<b>9,87</b>
Jerman	1 520,0	2,33	1 097,1	2,65
Perancis	597,6	0,92	704,5	1,70
Inggris	421,8	0,65	389,6	0,94
Swedia	522,3	0,80	384,0	0,93
Italia	502,1	0,77	348,1	0,84
Belanda	306,3	0,47	242,7	0,59
Belgia	288,2	0,44	206,8	0,50
Spanyol	142,7	0,22	139,6	0,34
Finlandia	181,0	0,28	129,4	0,31
Irlandia	52,1	0,08	128,7	0,31
Austria	191,4	0,29	119,1	0,29
Denmark	51,1	0,08	55,3	0,14
Hungaria	15,9	0,03	35,2	0,09
Cheska	28,6	0,04	21,0	0,05
Polandia	46,2	0,07	17,9	0,04
UNI EROPA LAINNYA	46,6	0,07	63,4	0,15
<b>LAINNYA</b>	<b>10 612,1</b>	<b>16,29</b>	<b>6 137,7</b>	<b>14,83</b>
<b>TOTAL IMPOR</b>	<b>65 149,0</b>	<b>100,00</b>	<b>41 377,3</b>	<b>100,00</b>

**TABEL 4. IMPOR MENURUT GOLONGAN PENGGUNAAN BARANG  
JANUARI – JUNI 2005 - 2009**

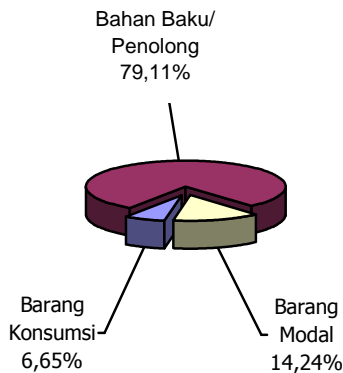
Bulan/Tahun	Nilai (Juta USD)				Peranan (%)			
	Barang Konsumsi	Bahan Baku/ Penolong	Barang Modal	Total	Barang Konsumsi	Bahan Baku/ Penolong	Barang Modal	Total
<b>Jan-Jun:</b>								
<b>SPK:</b>								
2005	2 162,3	22 254,7	4 046,3	28 463,3	7,60	78,19	14,22	100,00
2006	2 203,9	22 342,6	4 382,3	28 928,8	7,62	77,23	15,15	100,00
2007	3 234,7	25 714,2	4 758,2	33 707,1	9,60	76,29	14,12	100,00
<b>SPU :</b>								
2008	4 333,5	51 541,6	9 273,9	65 149,0	6,65	79,11	14,24	100,00
2009	2 886,9	29 649,2	8 841,2	41 377,3	6,98	71,65	21,37	100,00

Keterangan : SPK = Sistem Perdagangan Khusus  
SPU = Sistem Perdagangan Umum

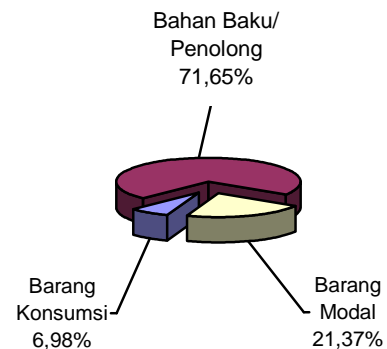
Rata-rata nilai impor Januari-Juni periode 2005-2009 adalah sebesar USD39.525,1 juta dengan rata-rata nilai impor barang konsumsi dan peranannya USD2.964,3 juta (7,69 persen), impor *bahan baku/penolong* sebesar USD30.300,5 juta (76,50 persen), dan impor *barang modal* sebesar USD6.260,4 juta (15,82 persen). Jika dibandingkan Juni 2008, maka nilai impor semua golongan barang periode yang sama 2009 mengalami penurunan yang cukup tinggi. Penurunan tertinggi terjadi pada kelompok bahan baku/penolong yaitu sebesar 42,48 persen. Sementara itu, impor kelompok barang konsumsi dan barang modal menurun masing-masing sebesar 33,38 persen dan 4,67 persen.

**GRAFIK 5. PERSENTASE NILAI IMPOR INDONESIA  
MENURUT GOLONGAN PENGGUNAAN BARANG  
JANUARI-JUNI 2008 DAN 2009**

**Januari-Juni 2008**



**Januari-Juni 2009**



Dilihat dari peranannya selama Januari-Juni periode 2005-2009, rata-rata peranan tertinggi diberikan oleh impor bahan baku/penolong yaitu 76,49 persen, diikuti oleh rata-rata impor barang modal sebesar 15,82 persen dan rata-rata impor bahan konsumsi sebesar 7,69 persen. Sementara itu, peran barang konsumsi yang tertinggi dicapai di tahun 2007 yaitu sebesar 9,60 persen. Golongan bahan baku/penolong memberikan peranan tertinggi di tahun 2008 sebesar 79,11 persen, sedangkan golongan barang modal peran tertingginya dicapai pada tahun 2009 sebesar 21,37 persen.

Jika dibandingkan dengan periode yang sama tahun sebelumnya, peranan nilai impor *barang konsumsi* dan *barang modal* terhadap keseluruhan nilai impor pada Januari-Juni 2009 mengalami peningkatan masing-masing dari 6,67 persen menjadi 6,99 persen (naik 0,32 poin) dan dari 14,24 persen menjadi 21,37 persen (naik 7,14 poin). Sebaliknya impor *bahan baku/penolong* menurun dari 79,11 persen menjadi 71,65 persen (turun 7,45 poin).

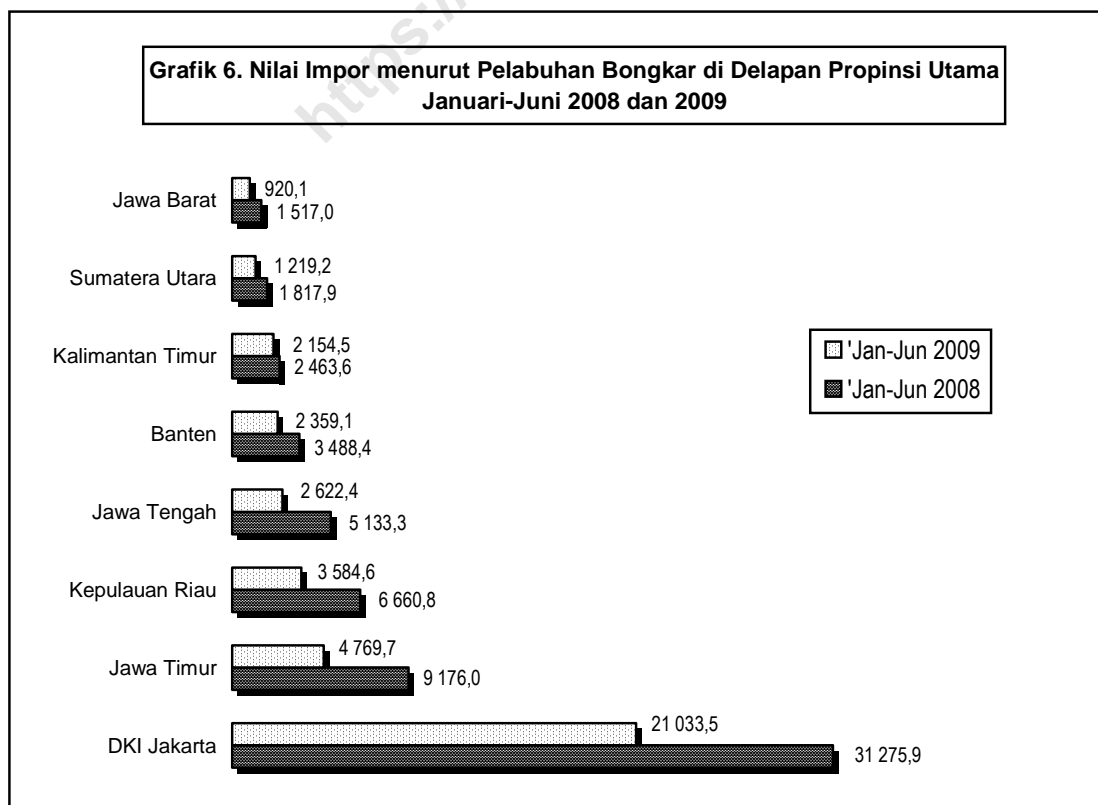
Menurut golongan barang SITC (Standard International Trade Classification) 1 dijit, kelompok barang utama impor selama Januari-Juni 2009 adalah kelompok *mesin dan alat angkutan* dengan nilai sebesar USD15.435,3 juta dan memberikan peran sebesar 37,30 persen dari total impor Indonesia Januari-Juni 2009. Dilihat dari nilainya, maka nilai impor kelompok ini menurun sebesar 22,78 persen jika dibandingkan bulan yang sama tahun sebelumnya. Namun, dilihat dari peranan impor kelompok barang ini mengalami peningkatan sebesar 6,62 poin yaitu dari 30,68 persen menjadi 37,30 persen.

TABEL 5. IMPOR MENURUT SITC-1 DIJIT  
JANUARI-JUNI 2008 DAN 2009

SITC	Januari-Juni 2008		Januari-Juni 2009		Perubahan Jan-Jun'09 thd Jan-Jun'08 (%)
	Nilai (Juta USD)	Peranan (%)	Nilai (Juta USD)	Peranan (%)	
0 Bahan Makanan dan Binatang Hidup	4 197,4	6,44	3 274,7	7,91	-21,98
1 Minuman dan Tembakau	240,6	0,37	171,5	0,42	-28,72
2 Bahan Baku dan Hasil Tambang	3 716,3	5,70	2 214,9	5,35	-40,4
3 Minyak dan Bahan Bakar Mineral	16 888,6	25,92	7 454,0	18,02	-55,86
4 Minyak Nabati dan Hewani	71,7	0,11	50,6	0,12	-29,43
5 Bahan Kimia dan produknya	7 937,8	12,19	5 055,5	12,22	-36,31
6 Barang-barang Buatan Pabrik	10 285,7	15,79	6 266,7	15,15	-39,07
7 Mesin dan Alat Angkutan	19 988,8	30,68	15 435,3	37,30	-22,78
8&9 Lainnya	1 822,1	2,80	1 454,1	3,51	-20,2
<b>Total Impor</b>	<b>65 149,0</b>	<b>100,00</b>	<b>41 377,3</b>	<b>100,00</b>	<b>-36,49</b>

Impor kelompok barang SITC 1 digit yang terbesar berikutnya adalah *minyak dan bahan bakar mineral* dengan nilai USD7.454,0 juta dengan peran sebesar 18,02 persen, diikuti oleh *barang-barang buatan pabrik* sebesar USD6.266,7 juta (15,15 persen). Selanjutnya yaitu *bahan kimia dan produknya* sebesar USD5.055,5 juta (12,22 persen), *bahan makanan dan binatang hidup* sebesar USD3.274,7 juta (7,91 persen), *bahan baku dan hasil tambang* sebesar USD2.214,9 juta (5,35 persen), *kelompok barang lainnya* sebesar USD1.454,1 juta (3,51 persen), *minuman dan tembakau* sebesar USD171,5 juta (0,42 persen), dan *minyak nabati dan hewani* sebesar USD50,6 juta (0,12 persen).

Selama Januari-Juni 2009, pelabuhan di DKI Jakarta membongkar barang impor terbesar dibanding dengan pelabuhan di propinsi lain, yaitu sebesar USD21.033,5 juta atau 50,83 persen dari total impor Indonesia. Propinsi dengan impor terbesar kedua adalah Jawa Timur yang mencapai USD4.769,7 juta (11,53 persen), diikuti Kepulauan Riau USD3.584,6 juta (8,66 persen), Jawa Tengah USD2.622,4 juta (6,34 persen), dan Banten USD2.359,1 juta (5,70 persen). Kemudian nilai impor yang masuk melalui propinsi Kalimantan Timur, Sumatera Utara, dan Jawa Barat masing-masing sebesar USD2.154,5 juta, USD1.219,2 juta, dan USD920,1 juta. Sementara nilai impor ke propinsi lainnya masih berada di bawah USD700 juta.





Dibandingkan periode yang sama tahun 2008, seluruh propinsi utama diatas mengalami perubahan negatif. Tiga propinsi mengalami penurunan di atas 40 persen yaitu propinsi Jawa Tengah yang mengalami penurunan sebesar 48,91 persen, Jawa Timur 48,02 persen, dan Kepulauan Riau 46,18 persen. Empat propinsi berikutnya menurun antara 40,00 persen dan 20,00 persen yaitu Jawa Barat sebesar 39,35 persen, Sumatera Utara 32,93 persen, DKI Jakarta 32,75 persen, dan Banten 32,37 persen. Sementara itu, propinsi Kalimantan Timur menurun dibawah 20,00 persen yaitu sebesar 12,55 persen.

**TABEL 6. NILAI DAN PERANAN IMPOR MENURUT PROPINSI <sup>1)</sup>**  
**JANUARI-JUNI 2008 DAN 2009**

Propinsi	Januari-Juni 2008		Januari-Juni 2009		Perubahan Jan-Jun'09 thd Jan-Jun'08 (%)
	Nilai (Juta USD)	Peranan (%)	Nilai (Juta USD)	Peranan (%)	
Nangroe Aceh Darussalam	16,7	0,03	33,1	0,08	98,20
Sumatera Utara	1 817,9	2,79	1 219,2	2,95	-32,93
Sumatera Barat	205,7	0,32	135,4	0,33	-34,18
Riau	931,0	1,43	361,5	0,87	-61,17
Jambi	74,4	0,11	50,2	0,12	-32,53
Sumatera Selatan	87,5	0,13	86,6	0,21	-1,03
Bengkulu	1,2	0,00	2,4	0,01	100,00
Lampung	465,9	0,72	625,0	1,51	34,15
Bangka Belitung	17,4	0,03	18,6	0,04	6,90
Kepulauan Riau	6 660,8	10,22	3 584,6	8,66	-46,18
DKI Jakarta	31 275,9	48,01	21 033,5	50,83	-32,75
Jawa Barat	1 517,0	2,33	920,1	2,22	-39,35
Jawa Tengah	5 133,3	7,88	2 622,4	6,34	-48,91
D I Yogyakarta	0,3	0,00	0,6	0,00	100,00
Jawa Timur	9 176,0	14,08	4 769,7	11,53	-48,02
Banten	3 488,4	5,35	2 359,1	5,70	-32,37
B A L I	461,6	0,71	225,7	0,55	-51,10
Nusa Tenggara Barat	122,2	0,19	100,8	0,24	-17,51
Nusa Tenggara Timur	0,9	0,00	0,0	0,00	-100,00
Kalimatan Barat	51,1	0,08	33,5	0,08	-34,44
Kalimantan Tengah	14,6	0,02	17,0	0,04	16,44
Kalimantan Selatan	93,7	0,14	362,6	0,88	286,98
Kalimantan Timur	2 463,6	3,78	2 154,5	5,21	-12,55
Sulawesi Utara	3,2	0,01	4,9	0,01	53,13
Sulawesi Tengah	1,0	0,00	0,0	0,00	-100,00
Sulawesi Selatan	323,8	0,50	241,8	0,58	-25,32
Sulawesi Tenggara	0,0	0,00	7,7	0,02	---
Gorontalo	0,0	0,00	0,0	0,00	---
Maluku	54,0	0,08	32,0	0,08	-40,74
Maluku Utara	0,0	0,00	0,0	0,00	---
Papua Barat	0,5	0,00	0,0	0,00	-100,00
Papua	689,4	1,06	374,8	0,91	-45,63
<b>TOTAL IMPOR</b>	<b>65 149,0</b>	<b>100,00</b>	<b>41 377,3</b>	<b>100,00</b>	<b>-36,49</b>

Keterangan : <sup>1)</sup> = melalui pelabuhan bongkar yang terdapat di propinsi

<https://www.bps.go.id>

**I-1. IMPOR MENURUT GOLONGAN BARANG HS / IMPORT BY HS COMMODITY GROUPS**  
**A. MENURUT 21 GOLONGAN BARANG (HS) / BY 21 HS COMMODITY GROUP**  
**\*\*\* JUNI / JUNE 2009 \*\*\***

HS	Uraian golongan barang Group description	Berat bersih / Net weight (Kg)		Nilai / Value C.I.F ( U S \$ )	
		Bulan ini	Kumulatif	Bulan ini	Kumulatif
		Current month	Cum. Jan. to date	Current month	Cum. Jan. to date
I	Live animals; animal product	79.723.224	389.597.388	137.572.425	729.078.823
II	Vegetable products	1.113.743.946	4.317.512.826	433.979.976	1.824.276.024
III	Fats, oils, waxes of animal/vegetable	6.582.962	40.297.144	9.930.923	55.455.725
IV	Foodstuffs,beverages,spirits and tobacco	826.879.768	2.571.083.921	406.588.918	1.457.333.632
IX	Wood and its articles,plaiting materials	48.823.050	221.962.436	20.558.590	112.743.815
V	Mineral products	3.555.727.344	20.225.183.019	1.533.376.271	7.886.480.586
VI	Prod. of chemical or allied industries	758.155.740	3.979.021.902	786.661.395	3.988.133.910
VII	Plastics, rubber and articles there of	195.944.380	989.180.819	368.967.367	1.818.992.859
VIII	Raw hides, skins, leather and articles	5.465.667	27.841.417	26.380.446	153.679.187
X	Pulp, paper and articles there of	366.132.282	1.857.623.893	154.615.302	778.438.627
XI	Textiles & textile articles	124.843.890	603.234.415	345.908.736	1.998.190.747
XII	Footwear, umbrellas, artificial flowers	4.505.773	17.590.787	15.442.907	72.972.156
XIII	Cement, plaster, glass, ceramic products	45.835.803	230.958.879	35.211.879	192.634.520
XIV	Pearls & precious/semiprecious stones	314.348	1.665.417	3.874.508	28.965.971
XIX	Arms and amunition; parts & accesories	4.777	47.610	508.558	6.494.787
XV	Base metals and articles there of	731.653.115	3.158.196.128	726.262.775	3.967.566.420
XVI	Machinery,electric,electronic equipments	187.339.425	1.007.143.256	2.123.983.328	11.756.270.717
XVII	Vechiles, aircraft, and vessels	135.996.765	584.508.171	630.195.385	3.745.323.122
XVIII	Optical,photographic,musical instruments	5.431.516	29.233.849	123.593.790	562.598.673
XX	Miscellaneous manufactures articles.	15.499.081	70.084.303	51.787.679	240.444.630
XXI	Works of art,antiques special provisions	22.978	339.542	73.720	1.190.237
<b>TOTAL IMPORT</b>		<b>8.208.625.834</b>	<b>40.322.307.122</b>	<b>7.935.474.878</b>	<b>41.377.265.168</b>

**I-1. IMPOR MENURUT GOLONGAN BARANG (HS) / IMPORT BY HS COMMODITY GROUPS**  
**B. MENURUT GOLONGAN BARANG 2 DIJIT HS / BY COMMODITY 2 DIGITS HS**  
**\*\*\* JUNI / JUNE 2009 \*\*\***

HS	Uraian golongan barang Group description	Berat bersih / Net weight (Kg)		Nilai / Value C.I.F ( U S \$ )	
		Bulan ini	Kumulatif	Bulan ini	Kumulatif
		Current month	Cum. Jan. to date	Current month	Cum. Jan. to date
01	Live animals	23.433.565	110.713.916	41.917.688	210.613.686
02	Meat and edible meat offal	10.470.695	53.192.379	23.746.569	121.159.545
03	Fish and crustaceans	15.783.239	84.335.649	13.363.564	72.715.815
04	Dairy products, bird's eggs, natural honey	29.048.954	137.162.765	55.294.353	314.278.750
05	Products of animal origin	986.771	4.192.679	3.250.251	10.311.027
06	Live trees and other plants	4.338	258.537	13.173	492.833
07	Edible vegetables and certain roots and tubers	68.634.790	374.498.663	28.301.928	158.527.722
08	Edible fruits and nuts	43.417.536	318.742.344	43.201.227	297.386.461
09	Coffee, tea, mate, and spices	3.761.379	22.638.765	4.399.751	25.116.897
10	Cereals	575.023.259	2.260.894.475	150.630.461	672.404.408
11	Products of the milling industry; malt, starches	79.074.545	356.076.602	28.198.892	134.709.169
12	Oil seeds and oleaginous fruits; grains,seed, and fruits	343.092.485	980.429.517	176.142.736	517.767.252
13	Lac; gums; resins and other vegetable saps and extracts	735.444	3.858.203	3.089.127	17.708.105
14	Vegetable plaiting materials; vegetable products	170	115.720	2.681	163.177
15	Animal or vegetable oils/fats and their cleavage products	6.582.962	40.297.144	9.930.923	55.455.725
16	Preparations of meat/fish/crustaceans/mollucs or other aquatic	315.177	2.146.023	887.644	5.642.512
17	Sugar and sugar confectionery	448.966.894	845.533.934	161.202.423	299.549.566
18	Cocoa and cocoa preparations	4.193.486	26.324.919	11.083.277	66.580.730
19	Preparations of cereals, flour, starch or milk; pastrycooks' products	5.054.017	20.652.382	10.906.054	44.213.807
20	Preparations of vegetables, fruits, nuts or other part of plants	3.542.668	22.933.452	4.815.525	29.839.694
21	Miscellaneous edible preparations	8.371.154	48.766.906	26.997.163	163.280.891
22	Beverages, spirit, and vinegar	9.215.814	39.354.733	5.238.980	24.670.697
23	Residues and waste from the food industries	344.037.227	1.541.033.495	169.106.020	676.421.465
24	Tobacco and manufactured tobacco substitutes	3.183.331	24.338.077	16.351.832	147.134.270
25	Salts; sulphur; earths and stone; plastering materials, lime and	685.547.328	3.167.231.878	63.357.829	316.200.335
26	Ores, slag, and ash	152.641.154	488.509.410	22.227.597	104.648.232
27	Mineral fuels, mineral oils and products of their distillation	2.717.538.862	16.569.441.731	1.447.790.845	7.465.632.019
28	Inorganic chemicals	187.356.224	1.100.345.733	81.445.775	438.658.537
29	Organic chemicals	280.232.731	1.667.796.053	335.518.844	1.715.652.089
30	Pharmaceutical products	2.269.466	9.548.539	30.327.286	184.423.486
31	Fertilizers	194.158.675	700.219.590	76.059.321	297.709.802
32	Tanning or dyeing extracts	22.341.160	118.893.810	66.524.524	307.006.084
33	Essential oils and resinoids; perfumery, cosmetic or toilet preparatio	5.423.708	37.374.470	38.538.841	235.362.334
34	Soap, organic surface-active agents, washing, and lubricating	13.613.940	62.757.489	28.268.459	135.518.234
35	Albuminoid substances; modified starches; glues; enzymes	13.984.599	74.154.214	22.152.215	114.725.817
36	Explosives; pyrotechnic products; matches; certain combustible	2.822.305	7.779.698	7.409.868	24.065.933
37	Photographic and cinematographic goods	990.816	6.055.749	5.681.263	31.967.970
38	Miscellaneous chemical products	34.962.116	194.096.557	94.734.999	503.043.624
39	Plastics and articles thereof	158.717.986	831.073.815	270.477.969	1.334.847.267
40	Rubber and articles thereof	37.226.394	158.107.004	98.489.398	484.145.592

**I-1. IMPOR MENURUT GOLONGAN BARANG (HS) / IMPORT BY HS COMMODITY GROUPS**  
**B. MENURUT GOLONGAN BARANG 2 DIJIT HS / BY COMMODITY 2 DIGITS HS**  
**\*\*\* JUNI / JUNE 2009 \*\*\***

H S	Uraian golongan barang <i>Group description</i>	Berat bersih / <i>Net weight (Kg)</i>		Nilai / <i>Value C.I.F ( U S \$ )</i>	
		Bulan ini	Kumulatif	Bulan ini	Kumulatif
		<i>Current month</i>	<i>Cum. Jan. to date</i>	<i>Current month</i>	<i>Cum. Jan. to date</i>
41	Raw hides, skins, and leather	4.305.262	20.979.797	19.916.233	119.155.978
42	Articles of leather; saddlery and harness; travel goods and similar	1.157.993	6.815.492	6.406.488	34.235.738
43	Furskins and artificial fur; manufactures thereof	2.412	46.128	57.725	287.471
44	Wood and articles of wood; wood charcoal	48.716.426	221.461.459	20.373.320	111.487.946
45	Cork and articles of cork	55.089	202.175	146.525	609.204
46	Manufactured of straw or other plaiting materials; basketware and	51.535	298.802	38.745	646.665
47	Pulp of wood or of other fibrous cellulosic material; recovered	323.699.527	1.585.010.864	78.148.215	380.142.302
48	Paper and paperboard; articles of paper pulp or of	41.588.328	268.616.138	70.953.505	370.556.245
49	Printed books, newspapers, pictures, and other products of printing	844.427	3.996.891	5.513.582	27.740.080
50	Silk	73.086	548.914	411.111	3.775.057
51	Wool, fine or coarse animal hair; horse hair yarn, woven fabrics of	389.236	1.883.233	5.278.885	23.446.463
52	Cotton	70.771.606	311.466.050	130.620.683	695.202.776
53	Other vegetable textile fibres; paper yarns and woven fabrics of	1.191.035	6.920.543	1.326.070	14.811.696
54	Man-made filaments	9.744.069	59.217.552	44.952.050	288.275.904
55	Man-made staple fibres	18.907.416	98.071.563	43.899.949	259.832.238
56	Wadding, felt, and non-wovens	3.956.646	21.601.572	11.992.707	69.559.505
57	Carpets and other textile floor coverings	702.659	3.700.680	1.305.269	8.035.455
58	Special woven fabrics; tufted textile fabrics; lace; tapestries; embro	1.617.594	8.363.596	14.443.379	97.163.564
59	Impregnated, coated, covered or laminated textile fabrics	3.973.869	25.586.663	18.454.116	115.006.405
60	Knitted or crocheted fabrics	7.012.997	40.493.096	49.840.150	306.704.983
61	Articles of apparel and clothing accessories, knitted or crocheted	1.836.488	7.918.616	9.831.921	49.450.052
62	Articles of apparel and clothing accessories, not knitted or	2.155.200	8.535.558	10.216.419	49.551.544
63	Other made up textile articles; sets; worn clothing and worn textile a	2.511.989	8.926.779	3.336.027	17.375.105
64	Footwear, gaiters and the like; parts of such articles	3.949.503	15.081.017	12.880.310	64.663.105
65	Headgear and parts thereof	184.034	691.494	932.581	3.840.530
66	Umbrellas, walking sticks, seat-sticks, whips, riding crops and parts	211.965	1.333.959	297.502	1.635.602
67	Prepared feathers and articles; artificial flowers; articles of human	160.271	484.317	1.332.514	2.832.919
68	Articles of stone, plaster, cement, asbestos, mica or similar material	9.871.183	54.589.134	9.384.842	47.603.357
69	Ceramic products	17.886.859	93.193.640	12.580.231	74.027.814
70	Glass and glassware	18.077.761	83.176.105	13.246.806	71.003.349
71	Natural and cultured pearls, precious/semi precious stones, and	314.348	1.665.417	3.874.508	28.965.971
72	Iron and steel	563.397.588	2.225.343.063	325.494.779	1.654.943.725
73	Articles of iron and steel	98.208.972	592.093.084	235.275.637	1.430.839.870
74	Cooper and articles thereof	5.478.734	41.689.471	23.131.378	177.303.225
75	Nickel and articles thereof	144.921	886.503	1.811.350	9.614.548
76	Aluminium and articles thereof	33.926.116	140.151.951	68.058.967	305.420.252
78	Lead and articles thereof	4.753.434	26.535.944	7.304.152	35.270.979
79	Zinc and articles thereof	10.689.986	52.574.102	16.972.885	73.415.418
80	Tin and articles thereof	148.306	1.071.820	911.834	4.932.999
81	Other base metal; cermets; and articles thereof	192.774	1.117.822	2.773.078	13.785.485
82	Tools, implements, cutlery, spoon and forks, of base metal and	3.806.781	20.056.151	16.061.365	112.514.619
83	Miscellaneous articles of base metal	10.905.503	56.676.217	28.467.350	149.525.300
84	Nuclear reactors, boilers, machinery and mechanical appliances;	133.587.334	720.600.717	1.230.293.645	6.855.880.940
85	Electrical machinery and equipments; sound	53.752.091	286.542.539	893.689.683	4.900.389.777
86	Railway and tramway locomotive, mechanical traffic, and all kinds	1.009.598	3.551.994	6.689.459	23.578.514
87	Vehicles other than railway/tramway, and parts and accessories	34.932.626	164.395.749	268.673.028	1.262.939.874
88	Aircraft and its components	287.378	3.897.436	128.918.175	1.482.566.890
89	Ships, boat, and floating structures	90.239.242	364.170.657	148.470.965	632.357.010
90	Optical, photographic, cinematographic, measuring, checking,	4.388.114	22.911.337	114.221.584	502.753.388
91	Clocks and watches and parts thereof	332.025	1.732.009	2.734.818	12.215.127
92	Musical instruments; parts and accessories of such articles	711.377	4.590.503	6.637.388	47.630.158
93	Arms and ammunition; parts and accessories thereof	4.777	47.610	508.558	6.494.787
94	Furnitures, bedding, mattress supports, cushions and stuffed	7.377.304	32.674.680	20.138.592	91.124.564
95	Toys, games and sports requisites; parts and accessories thereof	3.649.254	15.707.560	11.363.497	45.958.945
96	Miscellaneous manufactured articles	4.472.523	21.702.063	20.285.590	103.361.121
97	Works of arts, collectors' piece and antiques	22.978	339.542	73.720	1.190.237
98	Vehicles in ckd and their components	9.527.921	48.492.335	77.443.758	343.880.834
<b>TOTAL IMPORT</b>		<b>8.208.625.834</b>	<b>40.322.307.122</b>	<b>7.935.474.878</b>	<b>41.377.265.168</b>

**I-1. IMPOR MENURUT GOLONGAN BARANG (HS) / IMPORT BY HS COMMODITY GROUPS  
C. MENURUT 40 GOLONGAN BARANG (HS) TERBESAR / BY BIG 40 COMMODITIES (HS)  
\*\*\* JUNI / JUNE 2009 \*\*\***

H S	Uraian golongan barang Group description	Berat bersih / Net weight (Kg)		Nilai / Value C.I.F ( U S \$ )	
		Bulan ini Current month	Kumulatif Cum. Jan. to date	Bulan ini Current month	Kumulatif Cum. Jan. to date
2709001000	Crude Petroleum Oil	1.319.857.783	7.097.815.861	623.987.446	2.837.328.537
2710111200	Motor Spirit, Premium Unleaded	484.695.267	3.584.689.157	310.259.085	1.828.204.060
2710197100	High Speed Diesel Fuel	564.088.763	2.999.109.514	324.307.664	1.419.866.577
8802401000	Aeroplanes Of An Unladen Weight > 15,000 Kg	250.321	3.557.289	122.100.131	1.398.179.142
8517120000	Telephones For Cellular Networks/for Other Wireless Networks	885.531	3.675.147	163.564.451	693.521.444
1001901900	Other Wheat, For Human Consumption	527.160.028	2.032.567.156	133.199.836	589.521.822
2304000000	Oil-cake&other Solid Residues,in Pellet Form, From The Extract Of Soyabean	223.113.978	1.048.419.021	101.596.616	419.135.678
1201009000	Other Soya Beans, Whether Or Not Broken	265.493.361	805.146.764	128.734.560	375.199.754
5201000000	Cotton, Not Carded/combed.	57.811.664	254.704.652	70.710.190	342.645.568
2902430000	P-xylene	59.040.866	326.790.547	60.888.655	272.888.508
8529904000	Parts Of Digital Cameras/video Camera Recorders With App Of Hd 85.25 To	510.992	2.007.040	55.885.660	265.720.585
8542390000	Other Electronic Integrated Circuits	214.732	907.225	45.667.494	224.706.904
8517709900	Other Parts In Subheading 85.17.70	250.904	3.223.967	46.081.590	223.822.660
2710117000	Naphtha, Reformate Or Preparations For Preparing Spirits	30.026.803	533.176.302	16.893.625	223.443.304
8704102200	Damper Designed For Off Highway, > 24 T Not Ckd	3.306.308	19.234.547	37.174.856	212.427.696
0102901000	Live Oxen, Other Than Pure-bred Breeding Animals	23.396.898	110.270.298	41.834.200	209.807.834
2901210000	Ethylene	58.396.165	327.974.609	40.050.072	204.124.636
1701110010	Cane Sugar,icumsa Minimal 1200	342.890.240	592.201.249	120.965.370	200.487.806
8471302000	Laptop Incl Notebooks	338.279	2.075.443	31.112.215	188.662.608
2710197900	Other Fuel Oils	107.635.320	553.160.317	43.346.701	186.141.174
2710111600	Other Motor Spirit, Unleaded	45.564.147	314.065.522	29.384.158	177.279.051
8473309000	Parts & Access Ofother Machines Of Heading 84.71	1.231.161	6.263.353	32.910.163	176.629.958
7308909000	Other Structures And Parts Of Structures Of Iron Or Steel	7.052.129	59.702.221	18.747.393	170.576.078
8411990000	Oth Parts Of Gas Turbines	135.212	1.859.666	9.020.965	167.143.167
8431430000	Parts Of Boring/sinking Mach Of Subhead 8430.41/8430.49	2.670.736	10.640.922	28.882.402	155.466.391
8901902600	Other Vessels, Motorised Of Gross Tonnage > 5000 Ton	28.988.000	109.140.000	29.590.773	154.090.459
8443910000	Part & Accessori Of Print Machinery Used For Print By Component Of Head	628.996	2.123.173	37.022.455	148.148.169
2711120000	Liquid Propane	18.408.881	316.477.955	7.601.930	143.244.544
8517625300	Other Transmission Apparatus For Radio- Telephony/radio-telegraphy	86.247	580.525	21.615.811	138.266.547
7207121000	Slabs Of Iron/non Alloy, Cont.< 0,25% Of Carbon, Other Than Square	101.269.166	327.277.316	38.687.018	136.764.744
8429520000	Mach With A 360,revolving Super Struct, Mech Shovels,excavators And Shove	4.834.926	20.143.505	29.417.415	131.304.331
7304190000	Oth.tube,pipe&hollow Profile,seamless, Line Pipe Of A Kind Use For Oil/gas	11.670.237	73.878.156	24.022.953	126.217.167
8542900000	Parts Of Electronic Integrated Circuits	125.526	814.712	20.903.936	125.042.831
0805200000	Mandarin (incl. Tangerines & Satsumas), & Similar Citrus Hybrids, Fresh Or	2.153.641	138.127.157	1.907.642	123.086.761
3902102000	Polypropylene In Granule Form	22.377.701	126.755.017	24.932.382	120.962.803
2711130000	Liquid Butanes	18.151.457	270.806.899	8.582.048	120.891.406
9801202000	Vhcls Of Head 8704 With 5 Ton < Gross Weight <= 24 Ton, Incmpltly Knocked	3.533.291	15.673.370	31.116.179	120.699.522
3302900000	Oth Prep Based On Odoriferous Substances For The Manufacture Of	1.399.657	8.793.296	19.142.984	110.159.282
2901220000	Propene (propylene)	15.464.519	156.819.570	12.955.271	108.437.611
9801102000	Oth Vhcl Of Head 8703 With (4x2) System Incompletely Knocked Down, For	2.931.060	10.446.917	27.728.354	106.747.000

**I-2 IMPOR MENURUT GOLONGAN BARANG SITC / IMPORT BY SITC COMMODITY GROUPS**  
**\*\*\* JUNI / JUNE 2009 \*\*\***

SITC	Uraian golongan barang Group description	Berat bersih / Net weight (Kg)		Nilai / Value C.I.F. (US \$)	
		Bulan ini	Kumulatif	Bulan ini	Kumulatif
		Current month	Cum. Jan. to date	Current month	Cum. Jan. to date
<b>A. By Commodity 1 digit SITC</b>					
0	Bahan makanan dan binatang hidup	1.654.960.018	6.170.063.925	771.474.793	3.274.716.490
1	Minuman dan tembakau	12.350.907	63.409.612	21.542.592	171.443.741
2	Bahan mentah	1.622.737.470	6.522.142.148	527.998.257	2.214.929.590
3	Bahan bakar, bahan penyemir, dsb	2.715.144.287	16.545.380.229	1.446.778.350	7.453.944.159
4	Minyak/lemak nabati dan hewan	5.810.522	38.197.760	8.591.428	50.621.323
5	Bahan kimia	888.222.359	4.578.532.214	1.011.623.213	5.055.541.440
6	Hasil industri menurut bahan	936.903.004	4.576.333.391	1.108.279.778	6.266.663.055
7	Mesin dan alat pengangkutan	323.533.299	1.591.945.737	2.750.563.402	15.435.314.579
8	Hasil industri lainnya	48.959.626	236.246.896	286.973.734	1.444.293.616
9	Barang dan transaksi khusus lainnya	4.342	55.210	1.649.331	9.797.175
	<b>TOTAL IMPORT</b>	<b>8.208.625.834</b>	<b>40.322.307.122</b>	<b>7.935.474.878</b>	<b>41.377.265.168</b>
<b>B. By Commodity 2 digit SITC</b>					
00	Live animal for food	23.433.565	110.713.916	41.917.688	210.613.686
01	Meat and meat preparations	10.571.226	54.060.855	23.876.336	122.907.910
02	Dairy product and eggs	27.383.334	133.769.488	53.132.200	310.223.704
03	Fish, crustaceans, molluscs and their preparations	15.997.885	85.583.642	14.121.441	76.570.406
04	Cereals and cereal preparations	646.950.532	2.565.797.746	178.656.903	798.459.961
05	Fruits and vegetables	116.162.350	718.649.468	76.960.084	489.188.992
06	Sugar, sugar preparations, and honey	450.741.236	849.588.862	163.758.533	305.826.795
07	Coffee, tea, cocoa, and spices	8.309.729	50.979.792	17.844.153	108.367.149
08	Feeding stuff for animals	344.066.332	1.541.117.915	169.112.957	676.450.401
09	Miscellaneous food preparations	11.343.829	59.802.241	32.094.498	176.107.486
11	Beverages	9.167.576	39.071.535	5.190.760	24.309.471
12	Tobacco and tobacco manufactured	3.183.331	24.338.077	16.351.832	147.134.270
21	Hides, skins and furskins	2.137.792	7.671.910	1.028.231	4.711.975
22	Oil seeds, nuts, and kernels	342.689.924	977.956.656	174.678.025	509.967.783
23	Crude rubber	23.452.551	90.118.800	33.998.409	142.265.605
24	Wood, lumber, and cork	19.730.204	95.803.548	7.924.752	54.301.841
25	Pulp and waste paper	323.699.527	1.585.010.864	78.148.215	380.142.302
26	Textile fibres and their waste	75.342.175	341.765.518	105.303.257	538.315.317
27	Crude fertilizers and crude minerals	539.975.291	2.377.463.271	57.594.330	287.576.583
28	Metalliferous ores and metal scraps	293.672.448	1.035.680.592	61.580.651	261.385.957
29	Crude animals and vegetable materials, nes	2.037.558	10.670.989	7.742.387	36.262.227
32	Coal, coke, and briquettes	5.511.973	71.740.257	1.457.406	21.600.190
33	Petroleum and petroleum products	2.673.071.931	15.833.853.392	1.429.130.151	7.141.391.919
34	Gas; natural and manufactured	36.560.383	639.786.580	16.190.793	290.952.050
41	Animal oils and fats	532.666	1.363.968	593.610	4.780.679
42	Fixed vegetable oils/fats	1.933.410	19.934.632	2.691.509	19.913.212
43	Animal vegetable oils/fats	3.344.446	16.899.160	5.306.309	25.927.432
51	Organic chemicals	282.423.237	1.678.672.168	323.103.197	1.637.012.900
52	Inorganic chemicals	164.847.404	891.688.024	76.115.507	379.927.479
53	Dyeing, tanning, and colouring materials	22.602.306	120.840.280	66.939.323	309.983.003
54	Medical and pharmaceutical products	3.143.000	14.078.549	47.850.736	288.327.061
55	Essential oils and perfumery materials	13.075.485	73.176.805	53.432.954	311.183.821
56	Manufactured fertilizers	193.461.238	695.553.916	75.743.597	295.407.742
57	Plastics in primary forms	128.143.701	678.920.887	192.011.585	936.217.590
58	Plastics in non-primary forms	18.678.035	92.059.731	42.898.852	212.712.740
59	Chemical materials and their products, nes	61.847.953	333.541.854	133.527.462	684.769.104
61	Leather, leather med, nes	2.219.307	13.549.557	19.195.621	116.231.421
62	Rubber manufactured, nes	13.641.230	66.968.400	63.790.589	336.250.687
63	Wood and cork manufactured	29.041.311	125.860.086	12.595.093	57.795.309
64	Paper, paperboard, and manufactured thereof	40.937.195	265.341.340	64.458.216	332.157.824
65	Textile yarns, fabrics, and their products	46.001.505	247.699.479	221.292.499	1.365.080.568
66	Non metallic minerals manufactured	194.546.224	1.052.971.321	41.707.699	233.517.884
67	Iron and steel	501.690.202	2.232.286.231	423.560.219	2.321.746.969
68	Non ferrous metals	49.327.084	237.042.664	105.460.490	548.022.251
69	Manufactured of metal, nes	59.498.946	334.614.313	156.219.352	955.860.142
71	Power generating machine and equipments	30.598.538	194.204.548	227.745.639	1.700.260.121
72	Machinery specialized for particular industry	36.810.470	196.706.285	332.142.994	1.817.786.950
73	Metalworking machinery	6.819.652	31.284.247	54.758.384	290.270.995
74	General industrial machinery and equipments	58.558.480	296.014.225	506.171.913	2.492.187.017
75	Office machinery and automatic data processing	7.264.312	38.701.407	152.329.854	912.209.486
76	Telecommunication and reproducers apparatus	11.548.210	60.829.388	414.191.130	2.092.217.846
77	Electrical machinery and apparatus	36.502.410	192.874.123	436.530.718	2.414.986.503
78	Road vehicles	44.095.185	210.460.644	343.861.640	1.580.846.930
79	Other transportation equipments	91.336.042	370.870.870	282.831.130	2.134.548.731
81	Sanitary, plumbing, and fittings	3.981.567	20.559.255	12.197.446	74.310.712
82	Furniture	5.051.074	22.728.981	12.090.336	51.031.996
83	Traveling goods	1.029.924	6.209.478	5.754.005	30.301.638
84	Clothing	4.817.252	21.190.750	24.108.148	127.146.682
85	Footwear	3.949.503	15.081.017	12.880.310	64.663.105
87	Professional, scientific, and contractor instruments	3.973.389	20.194.968	83.120.156	356.550.632
88	Photographic apparatus, equipments and optics	1.823.838	10.560.765	26.033.695	130.561.638
89	Miscellaneous manufactured articles	24.333.079	119.721.682	110.789.638	609.727.213
96	Coin; not being legal tender	694	1.634	2.505	5.388
97	Gold; non monetary	3.648	53.576	1.646.826	9.791.787
	<b>TOTAL IMPORT</b>	<b>8.208.625.834</b>	<b>40.322.307.122</b>	<b>7.935.474.878</b>	<b>41.377.265.168</b>

**I-2 IMPOR MENURUT GOLONGAN BARANG SITC / IMPORT BY SITC COMMODITY GROUPS**  
**\*\*\* JUNI / JUNE 2009 \*\*\***

SITC	Uraian golongan barang Group description	Berat bersih/ Net weight(Kg)		Nilai/Value C.I.F(US\$)	
		Bulan ini Current month	Kumulatif Cum.Jan.to date	Bulan ini Current month	Kumulatif Cum.Jan.to date
	<b>C. By Commodity 3 digit SITC</b>				
001	Live Animals Other Than Fish	23.433.565	110.713.916	41.917.688	210.613.686
011	Meat Of Bovine Animals Fresh, Chilled Or Frozen	5.468.511	28.818.432	14.798.699	78.495.078
012	Other Meat, Other Edible Meat Offal, Fresh, Chilled Or Frozen	4.990.444	24.342.735	8.870.267	42.462.568
016	Meat And Edible Meat Offal, Salted, Dried, Edible Flour Of Meat	11.740	31.212	77.603	201.899
017	Meat And Edible Meat Offal, Prepared Or Preserved	100.531	868.476	129.767	1.748.365
022	Milk,cream, And Milk Products Other Than Butter Or Cheese	24.183.224	120.018.561	44.205.939	262.421.634
023	Butter And Other Fats From Milk	1.656.159	5.699.075	3.815.542	16.811.927
024	Cheese And Curds	1.492.803	7.288.998	4.825.485	26.402.271
025	Eggs, Birds, And Egg Yolks; Fresh, Dried Or Otherwise Preserved	51.148	762.854	285.234	4.587.872
034	Fish, Fresh, Chilled Or Frozen	12.158.921	63.160.597	9.723.641	49.205.040
035	Fish, Dried Salted Or In Brine; Smoked Fish	2.153.472	10.827.164	1.749.788	8.654.992
036	Crustaceans, Molluscs, And Aquatic Invertebrates	1.470.846	10.347.888	1.890.135	14.855.783
037	Fish, Crustaceans, Molluscs, And Other Aquatic Invertebrates;	214.646	1.247.993	757.877	3.854.591
041	Wheat And Meslin, Unmilled	527.210.110	2.032.739.086	133.318.005	590.043.432
042	Rice	17.492.006	129.773.514	9.666.682	58.382.042
043	Barley, Unmilled	225	1.792	983	1.845
044	Maize, Unmilled	29.189.862	91.117.219	7.266.657	21.434.872
045	Cereals, Unmilled	1.131.056	7.262.864	378.134	2.542.217
046	Meal And Flour Of Wheat And Flour Of Meslin	66.406.457	271.588.188	21.866.858	96.208.477
047	Other Cereal Meals And Flours	643.132	3.762.109	236.481	1.472.523
048	Cereal Preparations And Preparations Of Flours/starches Of Fruit	4.877.684	29.552.974	5.923.103	28.374.553
054	Vegetables, Fresh, Chilled, Frozen Or Simply Preserved	68.201.248	371.657.418	27.077.524	151.821.823
056	Vegetables, Roots And Tubers, Prepared Or Preserved Nes	3.112.411	20.108.095	4.845.072	28.589.267
057	Fruit And Nut; Fresh Or Dried	43.386.558	318.334.444	43.098.471	296.682.777
058	Fruits, Preserved And Preparations	758.990	4.277.308	1.056.759	5.854.981
059	Fruit And Vegetable Juices	703.143	4.272.203	882.258	6.240.144
061	Sugar, Molasses, And Honey	450.292.584	847.393.921	162.587.192	299.573.735
062	Sugar Confectionery	448.652	2.194.941	1.171.341	6.253.060
071	Coffee And Coffee Substitutes	1.411.694	5.809.947	4.070.051	23.972.241
072	Cocoa	3.806.581	21.894.803	9.509.833	53.913.091
073	Chocolate And Other Food Preparations Containing Cocoa	386.905	4.430.116	1.573.444	12.667.639
074	Tea And Mate	404.431	3.248.368	1.133.070	7.608.158
075	Spices	2.300.118	15.596.558	1.557.755	10.206.020
081	Feeding Stuff For Animals	344.066.332	1.541.117.915	169.112.957	676.450.401
091	Margarine And Shortening	349.966	1.614.315	1.238.825	4.710.740
098	Edible Products And Preparations	10.993.863	58.187.926	30.855.673	171.396.746
111	Non-alcoholic Beverages, Nes	9.154.237	39.015.816	5.157.865	24.006.229
112	Alcoholic Beverages	13.339	55.719	32.895	303.242
121	Tobacco, Unmanufactured And Refused	2.613.786	19.746.173	12.184.222	113.445.553
122	Tobacco, Manufactured	569.545	4.591.904	4.167.610	33.688.717
211	Hides And Skins, Raw	2.137.264	7.645.720	1.007.909	4.651.938
212	Furskins, Raw	528	26.190	20.322	60.037
222	Oil Seeds Use For Extraction Ofsoft Fixed Vegetable Oils	342.014.939	975.179.541	174.207.557	504.272.483
223	Oil Seeds Use For Extraction Of Other Fixed Vegetable Oils	674.985	2.777.115	470.468	5.695.300
231	Natural Rubber Latex;natural Rubber And Similar Natural Gums	988.926	4.319.686	1.386.632	6.376.495
232	Synthetic Rubber Latex, Synthetic/reclaimed Rubber	22.463.625	85.799.114	32.611.777	135.889.110
244	Cork,natural,raw And Waste	4.730	18.061	12.803	98.522
245	Fuel Wood And Wood Charcoal	31.278	466.469	43.739	253.788
246	Wood In Chips Or Particles And Waste	5.204.930	5.893.305	513.871	775.534
247	Wood In The Rough Or Roughly Squared	3.836.641	16.600.850	1.417.932	6.111.612
248	Wood, simply Worked And Railway Sleeper Of Wood	10.652.625	72.824.863	5.936.407	47.062.385
251	Pulp And Waste Paper	323.699.527	1.585.010.864	78.148.215	380.142.302
261	Silk	27.474	327.604	184.818	2.327.389
263	Cotton	59.043.220	256.909.005	73.065.102	354.395.780
264	Jute And Other Textile Bast Fibres	267.103	1.640.744	144.664	866.134
265	Vegetable Textile Fibres,raw Or Processed,waste Of These Fibres	46.775	515.306	42.693	482.088
266	Synthetic Fibres Suitable For Spinning	12.016.983	57.339.849	20.175.965	92.526.869
267	Other Man-made Fibres Suitable For Spinning And Waste	3.752.476	24.115.910	10.765.170	83.495.683
268	Wool And Other Animal Hair	172.587	840.107	920.650	4.117.455
269	Old Clothing And Other Old Textile Articles; Rags	15.557	76.993	4.195	103.919
272	Fertilizers, Crude	133.877.415	399.685.103	23.374.397	101.996.452
273	Stone, Sand And Gravel	136.731.021	604.528.474	6.827.694	32.422.363
274	Sulphur And Unroasted Iron Pyrites	4.925.530	80.072.353	764.646	18.888.809
277	Natural Abrasives	1.043.333	7.591.251	440.461	2.943.693
278	Other Crude Minerals	263.397.992	1.285.586.090	26.187.132	131.325.266
281	Iron Ore And Concentrates	150.781.138	467.829.676	20.096.450	80.489.607
282	Waste And Scrap Metal Of Iron/steel	115.096.028	328.102.394	29.304.837	84.082.921
283	Copper Ores And Concentrates	419	10.011.313	3.138	14.399.554
284	Nickel Ores And Concentrates	470	1.761	1.162	6.459
285	Aluminium Ores And Concentrates	22.625.082	209.118.466	5.406.810	59.107.357
286	Ores And Concentrates Of Uraniumand Thorium	0	2	0	6
287	Ores And Concentrates Of Basemetals	1.741.828	9.044.973	2.046.606	9.251.558
288	Non-ferrous Base Metal Waste And Scraps	3.427.483	11.571.943	4.721.648	14.047.168
289	Ores And Concentrates Of Precious Metals; Waste,scraps	0	64	0	1.327
291	Crude Animal Materials	986.771	4.192.679	3.250.251	10.311.027
292	Crude Vegetable Materials	1.050.787	6.478.310	4.492.136	25.951.200
321	Coals, Pulverized Or Not	2.529.518	47.249.784	676.192	13.870.251

**I-2 IMPOR MENURUT GOLONGAN BARANG SITC / IMPORT BY SITC COMMODITY GROUPS**  
**\*\*\* JUNI / JUNE 2009 \*\*\***

SITC	Uraian golongan barang Group description	Berat bersih/ Net weight(Kg)		Nilai/Value C.I.F.(US\$)	
		Bulan ini Current month	Kumulatif Cum.Jan.to date	Bulan ini Current month	Kumulatif Cum.Jan.to date
<b>C. By Commodity 3 digit SITC</b>					
322	Briquettes, Lignite And Peat	59.724	523.817	86.278	707.205
325	Coke And Semi Coke Of Coal/lignite/peat	2.922.731	23.966.656	694.936	7.022.734
333	Petroleum Oil, Crude	1.319.857.849	7.098.029.839	623.987.713	2.837.576.913
334	Petroleum Products, Refined	1.293.898.552	8.439.950.737	776.420.499	4.165.991.646
335	Residual Petroleum Products, And Related Materials	59.315.530	295.872.816	28.721.939	137.823.360
342	Liquefied Propane And Butane	36.560.338	587.284.854	16.183.978	264.135.950
343	Natural Gas, Liquefied Or Not	0	103	0	7.553
344	Petroleum Gases And Other Gas	33	52.501.114	5.804	26.801.013
345	Coal Gas, Water Gas And Similar Gas	12	509	1.011	7.534
411	Animal Oils And Fats	532.666	1.363.968	593.610	4.780.679
421	Fixed Vegetable Fats And Oils Soft,crude,refined Or Fractioned	1.464.135	8.845.532	2.041.015	11.363.832
422	Fixed Vegetable Fats And Oils Solid,crude,refined Or Fractioned	469.275	11.089.100	650.494	8.549.380
431	Animal And Vegetable Oil; Fat Processed And Their Wax	3.344.446	16.899.160	5.306.309	25.927.432
511	Hydrocarbon And Their Halogenated, Nitrated Derivatives	173.051.546	1.088.022.474	146.519.674	772.417.950
512	Alcohols,phenols,phenol-alcohols And Their Halogenated	39.114.924	265.698.443	31.754.442	193.277.139
513	Carboxylic Acids,and Their Anhydrides,halides,peroxides	33.524.629	149.213.066	39.833.561	183.139.233
514	Nitrogen-function Compounds	14.008.199	64.179.592	35.821.728	157.949.780
515	Organo-inorganic And Heterocyclic Compounds	13.735.594	59.824.648	50.947.809	238.487.874
516	Other Organic Chemicals	8.988.345	51.733.945	18.225.983	91.740.924
522	Inorganic Chemical Elements, Oxides And Halogen Salts	47.235.779	280.541.897	33.700.260	163.882.744
523	Metallicsalts And Peroxysalts	115.352.211	600.501.567	39.967.957	204.798.092
524	Other Inorganic Chemicals;chemical Compound Of Precious	2.256.229	10.624.788	2.287.103	9.444.702
525	Radioactive And Associated Materials	3.185	19.772	160.187	1.801.941
531	Synthetic Organic; Colouring Matter	6.330.720	25.485.071	29.736.782	113.684.160
532	Dyeing/tanning Extracts And Synthetic Tanning Materials	894.853	4.593.671	1.392.619	6.699.546
533	Pigments, Paints, Varnishes, And Related Materials	15.376.733	90.761.538	35.809.922	189.599.297
541	Medicinal And Pharmaceutical Products	2.229.082	8.743.646	26.181.299	164.300.510
542	Medicaments, Including Veterinary Medicaments	913.918	5.334.903	21.669.437	124.026.551
551	Essential Oils, Perfumes, And Flavour Materials	1.875.043	11.552.262	23.775.043	132.290.492
553	Perfumery, Cosmetics, And Toilet Preparations	3.548.665	25.822.208	14.763.798	103.071.842
554	Soap,cleansing And Polishing Preparations	7.651.777	35.802.335	14.894.113	75.821.487
562	Fertilizers, Manufactured	193.461.238	695.553.916	75.743.597	295.407.742
571	Polymers Of Ethylene In Primary Forms	29.883.088	187.050.500	37.276.686	203.256.418
572	Polimers Of Styrene In Primary Forms	12.075.392	54.981.627	17.152.020	79.754.904
573	Polimers Of Vinyl Chloride In Primary Forms	3.459.577	21.797.645	4.126.356	25.188.918
574	Poliacetals And Polycarbons In Primary Forms	20.664.283	89.232.086	35.253.739	143.936.735
575	Other Plastics In Primary Forms	62.025.661	325.173.424	98.185.234	483.659.128
579	Waste And Scrap Of Plastics	35.700	685.605	17.550	421.487
581	Tubes, Pipes, And Hoses Of Plastics	1.360.860	6.152.357	4.742.998	25.232.027
582	Plates, Sheets, And Film Of Plastics	17.179.122	85.171.766	37.386.129	184.064.603
583	Monofilament And Rod Of Plastics	138.053	735.608	769.725	3.416.110
591	Disinfectants, Insecticides, And Fungicides Put In Forms	3.217.158	16.242.399	19.255.729	87.341.057
592	Starches, Inulin, And Wheat Glutenal Buminoidal Substances; Glues	22.266.019	130.252.906	24.042.982	128.782.723
593	Explosive And Pyrotechnic Products	2.778.234	7.721.584	7.178.166	23.702.092
597	Additive For Mineral Oils	9.932.140	54.062.216	26.189.397	143.964.409
598	Miscellaneous Chemical Products	23.654.402	125.262.747	56.861.188	300.978.723
599	Residual products of chemical or allied industries, sewage	0	2	0	100
611	Leathers	2.167.998	13.334.077	18.908.324	114.504.040
612	Manufactures And Composition Leathers	50.975	213.587	276.134	1.672.691
613	Furskins, Tanned Or Dressed	334	1.893	11.163	54.690
621	Materials Of Rubber	3.194.535	17.400.452	11.820.068	67.636.206
625	Rubber Tyre,tyre Cases,tyre Treads,inner Tubes, And Tyre Flaps	7.742.058	36.102.977	32.062.715	168.657.897
629	Articles Of Rubbers	2.704.637	13.464.971	19.907.806	99.956.584
633	Cork Manufactures	50.359	184.114	133.722	510.682
634	Veneers,plywood,improved/reconstituted Wood Worked	28.042.722	119.577.534	10.837.518	47.927.960
635	Wood Manufactures	948.230	6.098.438	1.623.853	9.356.667
641	Papers And Paperboards	33.931.529	161.482.778	41.136.643	193.864.793
642	Paper And Paperboard Cut To Size/shape And Article Of Papers	7.005.666	103.858.562	23.321.573	138.293.031
651	Textile Yarns	12.307.634	57.124.050	32.733.884	165.450.606
652	Cotton Fabrics, Woven	7.852.660	42.991.112	50.037.563	314.796.259
653	Fabrics, Woven, Of Man-made Fibres	5.859.367	37.071.941	35.743.741	248.417.136
654	Textile Fabrics, Woven, Other Than Of Cotton Or Man-made Fibres	494.379	3.866.985	5.257.487	35.260.454
655	Knitted Or Crocheted Fabrics	7.012.997	40.493.096	49.840.150	306.704.983
656	Tulle,lace,embroidery,ribbons,trimmings And Other Small Wares	1.392.515	7.265.313	12.652.959	85.838.703
657	Special Yarns,textile Fabrics	7.849.995	46.290.666	30.331.892	183.141.706
658	Made-up Articles, Wholly/chiefly Of Textile Materials	2.529.299	8.886.134	3.389.554	17.383.395
659	Floor Coverings	702.659	3.710.182	1.305.269	8.087.326
661	Lime,cement And Fabricated Construction Materials	153.637.005	843.463.182	9.644.423	54.162.700
662	Clay And Refractory Construction Materials	15.356.525	83.845.400	9.816.196	61.622.374
663	Mineral Manufactures	6.088.742	34.849.090	8.702.817	45.821.926
664	Glass	11.160.839	39.033.966	6.641.949	35.151.142
665	Glassware	6.425.629	41.460.799	5.872.660	31.798.252
666	Pottery	1.877.428	10.313.766	978.498	4.652.179
667	Pearl, Precious And Semi Precious Stones	56	5.118	51.156	309.311
671	Pig Iron,spiegeleisen,sponge Iron, And Ferro-alloys	9.855.798	68.064.958	7.802.490	46.065.922
672	Ingots And Other Iron/steel In Primary Forms	234.747.803	641.617.154	93.300.644	272.437.024
673	Flat Rolled Products, Not Clad	95.011.586	581.562.697	72.389.760	451.404.815



**I-2 IMPOR MENURUT GOLONGAN BARANG SITC / IMPORT BY SITC COMMODITY GROUPS**  
**\*\*\* JUNI / JUNE 2009 \*\*\***

SITC	Uraian golongan barang Group description	Berat bersih/ Net weight(Kg)		Nilai/Value C.I.F.(US\$)	
		Bulan ini Current month	Kumulatif Cum.Jan.to date	Bulan ini Current month	Kumulatif Cum.Jan.to date
<b>C. By Commodity 3 digit SITC</b>					
674	Flat Rolled Products, Clad Or Plated	28.306.447	152.456.137	28.766.985	164.780.700
675	Flat Rolled Products And Alloy Steels	30.235.821	190.983.117	46.832.110	310.451.603
676	Iron/steel Bars, Rods, Angels, Shaped And Sections	41.365.016	221.888.799	38.649.063	279.991.298
677	Rail/railway And Tractor Construction Of Iron/steel Materials	2.921.681	15.117.361	3.358.135	19.542.039
678	Wire Of Iron/steel	14.085.160	51.795.796	12.014.311	55.381.737
679	Tubes, Pipes, Hollow Profile, Pipe Fitting Of Iron/steel	45.160.890	308.800.212	120.446.721	721.691.831
681	Silver, Platinum, And Other Metal Of The Platinum Groups	2.353	12.262	459.196	7.454.570
682	Copper	4.713.440	37.766.836	19.807.333	163.771.351
683	Nickel	82.937	637.699	1.328.165	7.128.006
684	Aluminium	29.614.324	121.670.758	58.861.287	259.234.413
685	Lead	4.736.280	26.437.303	7.176.333	34.309.465
686	Zinc	10.085.745	49.904.693	16.036.289	68.993.504
687	Tin	34.052	192.201	664.164	3.572.483
689	Miscellaneous Non-ferrous Basemetals Employed In Metallurgy	57.953	420.912	1.127.723	3.558.459
691	Structures And Parts Of Iron/steel Or Aluminium	8.478.385	69.102.588	22.736.650	197.984.092
692	Metal Containers For Storage And Transportations	3.339.178	38.792.852	8.630.984	98.625.694
693	Wire Products And Fencing Grills	5.538.679	29.552.118	9.379.483	53.200.150
694	Nails, Screws, Nuts, Bolts, Rivets Of Iron/steel Or Copper	9.409.869	42.006.958	23.888.737	127.778.217
695	Tools For Used In The Hand Or In Machines	3.037.357	16.038.140	14.320.875	100.050.301
696	Cutlery	729.485	3.698.464	1.694.896	12.121.756
697	Household Equipment Of Base Metals	3.100.095	14.195.572	6.755.300	31.497.247
699	Manufactures Of Base Metals	25.865.898	121.227.621	68.812.427	334.602.685
711	Steam And Other Vapour Generating Boilers And Parts	10.489.006	72.323.807	54.959.618	313.477.166
712	Steam Or Other Generating Boilers And Parts	1.460.876	23.181.041	13.845.019	189.064.958
713	Internal Combustion Piston Engines And Parts	10.608.361	50.845.890	88.930.281	483.166.477
714	Engines And Motors, Non-electric And Parts	325.738	2.887.868	20.926.332	299.062.837
716	Rotating Electric Plants And Parts	7.267.142	40.551.132	41.390.541	347.780.721
718	Other Power Generating Machines And Parts	447.415	4.414.810	7.693.848	67.707.962
721	Agricultural Machinery And Parts	589.830	3.942.607	3.742.405	28.196.544
722	Tractors	327.664	1.606.885	2.924.334	10.513.853
723	Civil Engineering And Contractor Plants And Equipments/parts	16.714.057	86.182.595	126.296.200	672.229.724
724	Textile/leather Machinery And Parts	4.081.233	20.493.114	25.031.280	134.951.249
725	Papermill/pulpmill Machinery And Paper Cutting Machines	1.423.943	13.599.328	18.982.953	167.791.557
726	Printing/book Binding Machinery And Parts	1.435.230	7.121.980	45.277.144	206.456.038
727	Food Processing Machines And Parts	3.555.489	15.102.128	17.249.083	96.214.847
728	Other Machines And Equipment Specialized For Particular Industry	8.683.024	48.657.648	92.639.595	501.433.138
731	Machine Tools By Removing Metal	1.519.749	8.696.954	16.473.885	105.616.700
733	Machine Tool For Working Metals	2.473.573	10.010.063	15.633.276	68.960.205
735	Parts Of Machine Tools	428.699	2.172.357	6.344.658	38.832.761
737	Metalworking Machinery And Parts	2.397.631	10.404.873	16.306.565	76.861.329
741	Heating And Cooling Equipments And Parts	13.438.027	57.296.020	125.072.641	469.566.526
742	Pumps For Liquid And Parts	5.553.523	30.974.645	43.328.703	237.651.666
743	Pumps, Compressors, Fans, Blowers, Centrifuges, And Parts	10.402.095	46.367.402	73.174.628	362.811.742
744	Mechanical Handling Equipments And Parts	10.197.538	57.785.249	60.424.879	325.721.625
745	Other Non-electrical Machinery, Tools, And Mechanical Apparatus	2.126.409	10.906.238	34.142.191	174.619.173
746	Ball Or Roller Bearings	2.832.835	13.521.011	24.054.658	117.504.196
747	Taps, Cocks, And Valves For Pipes	4.943.914	26.641.319	54.434.781	302.932.300
748	Transmission Shafts And Cranks	6.803.356	40.318.567	62.573.994	341.929.730
749	Non-electric Parts And Accessories Of Machineries	2.280.783	12.203.774	28.965.438	159.450.059
751	Office Machines	2.835.548	13.942.726	39.043.248	197.422.739
752	Automatic Data Processing Machines And Their Units	2.687.972	15.525.046	71.328.693	495.802.533
759	Parts And Accessories For Machine Of Heading 751 Or 752	1.740.792	9.233.635	41.957.913	218.984.214
761	Television Receivers	1.890.443	9.439.137	12.295.490	61.023.151
762	Radio Broadcast Receivers	133.708	664.112	2.808.763	18.828.835
763	Sound Recorders Or Reproducers	277.037	1.621.202	5.338.174	30.279.967
764	Telecommunication Equipments And Parts	9.247.022	49.104.937	393.748.703	1.982.085.893
771	Electric Power Machinery And Parts	3.566.791	16.428.419	31.255.709	211.394.173
772	Electrical Apparatus For Making And Breaking Electrical Circuits	5.225.533	32.182.448	100.269.994	610.374.342
773	Equipment For Distributing Electricity	4.735.037	33.858.592	31.701.869	236.480.168
774	Electrical Apparatus For Medical Purposes And Radiological	126.885	575.394	5.994.148	24.356.693
775	Household Type, Electrical/non-electrical Equipments	8.095.461	35.899.049	32.068.495	142.413.184
776	Thermionic, Cold Cathode, And Photo Cathode Valves/tubes	3.395.897	16.082.024	110.630.853	570.895.357
778	Electrical Machinery And Apparatus	11.356.806	57.848.197	124.609.650	619.072.586
781	Passenger Motor Cars	7.669.576	28.590.985	71.309.767	282.067.370
782	Motor Vehicle For The Transportation Of Goods	14.516.736	69.762.046	137.841.366	592.828.747
783	Road Motor Vehicles	405.326	3.258.947	2.464.053	18.792.899
784	Parts And Accessories Of The Motor Vehicles	10.622.612	59.409.720	81.682.302	439.476.048
785	Motorcycles, Scooters, And Other Cycles Motorized/non Motorized	9.306.748	43.009.674	45.440.518	226.500.104
786	Trailers And Other Vehicles, Not Motorized	1.574.187	6.429.272	5.123.634	21.181.762
791	Railway Vehicles And Associated Equipments	810.018	2.809.151	5.461.370	19.943.225
792	Aircraft And Associated Equipments And Parts	286.782	3.891.062	128.898.795	1.482.248.496
793	Ships, Boats, And Floating Structures	90.239.242	364.170.657	148.470.965	632.357.010
811	Prefabricated Buildings	648.471	3.242.708	2.410.737	15.177.171
812	Sanitary, Plumbing, Heating, And Lighting Fixtures/fittings	1.422.857	9.368.910	3.594.851	31.631.159
813	Lighting Fixtures And Fittings	1.910.239	7.947.637	6.191.858	27.502.382
821	Furnitures And Parts	5.051.074	22.728.981	12.090.336	51.031.996
831	Travel Goods	1.029.924	6.209.478	5.754.005	30.301.638

I-2 IMPOR MENURUT GOLONGAN BARANG SITC / IMPORT BY SITC COMMODITY GROUPS  
 \*\*\* JUNI / JUNE 2009 \*\*\*

SITC	Uraian golongan barang Group description	Berat bersih/ Net weight(Kg)		Nilai/Value C.I.F(US\$)	
		Bulan ini Current month	Kumulatif Cum.Jan.to date	Bulan ini Current month	Kumulatif Cum.Jan.to date
<b>C. By Commodity 3 digit SITC</b>					
841	Men's Coats/jackets, Not Knitted	550.661	2.002.549	2.646.438	10.797.148
842	Women's Coats/jacket, Not Knitted	1.007.729	3.921.053	4.372.804	18.799.286
843	Men's Coats/jackets, Knitted	120.246	620.619	910.909	5.275.492
844	Women's Coats/jackets, Knitted	976.366	3.310.932	3.944.573	13.415.204
845	Articles Of Apparel	989.111	4.929.510	5.653.590	33.899.433
846	Clothing Accessories Of Textiles Fabrics	347.575	1.669.511	2.520.026	16.815.033
848	Articles Of Apparel And Clothing Accessories Of Other Than Textile	825.564	4.736.576	4.059.808	28.145.086
851	Footwears	3.949.503	15.081.017	12.880.310	64.663.105
871	Optical Instrument And Apparatus	62.767	243.786	1.550.062	7.373.495
872	Medical Instruments And Appliances	1.036.277	6.083.718	11.237.391	62.949.585
873	Meters And Counters	654.186	3.821.787	8.561.792	46.975.450
874	Measuring, Checking, Analysing, And Controlling Instrument And	2.220.159	10.045.677	61.770.911	239.252.102
881	Photographic Apparatus And Equipments	146.207	812.663	2.827.983	19.873.203
882	Photographic And Chinematographic Supplies	983.513	6.030.398	5.188.377	30.227.869
883	Cinematograph Film, Exposed And Developed	7.303	25.351	492.886	1.740.101
884	Optical Goods	354.790	1.960.344	14.789.631	66.505.338
885	Watches And Clocks	332.025	1.732.009	2.734.818	12.215.127
891	Arms And Ammunitions	4.890	282.436	509.161	20.677.516
892	Printed Matter	1.495.560	7.271.689	12.008.871	66.138.501
893	Article Of Plastics	11.494.919	57.560.000	33.644.223	169.878.997
894	Baby Carriages, Toys, Games, And Sporting Goods	3.866.953	16.740.919	11.770.541	48.126.398
895	Office And Stationery Supplies	1.774.823	9.234.825	7.433.741	39.782.873
896	Works Of Art, Collectors Pieces And Antiques	22.978	339.542	73.720	1.190.237
897	Jewellery, Goldsmith, Silversmith Wares, And Other Articles	307.469	1.592.009	1.692.061	11.354.998
898	Musical Instrument And Parts/accessories	1.195.898	7.043.090	17.215.534	127.341.883
899	Other Miscellaneous Manufactured Articles	4.169.589	19.657.172	26.441.786	125.235.810
961	Coin Not Being Legal Tender	694	1.634	2.505	5.388
971	Gold, Non-monetary	3.648	53.576	1.646.826	9.791.787
<b>TOTAL IMPORT</b>		<b>8.208.625.834</b>	<b>40.322.307.122</b>	<b>7.935.474.878</b>	<b>41.377.265.168</b>

**I.3. IMPOR MENURUT KOMODITI / IMPORT BY HS COMMODITY**  
**\*\*\* JUNI / JUNE 2009 \*\*\***

H S	Uraian Komoditi Commodity Description	Berat Bersih / Net Weight (Kg)		Nilai / Value C.I.F (US\$)	
		Bulan ini Current Month	Kumulatif Cum.Jan. to date	Bulan ini Current Month	Kumulatif Cum.Jan. to date
0102901000	Live oxen, other than pure-bredbreeding animals	23.396.898	110.270.298	41.834.200	209.807.834
0102902000	Live buffaloes, other than pure-bredbreeding animals	36.219	442.294	63.096	743.460
0105941000	Breed.fowl of the spec.gallus domesticus,oth than fighting cock, weight<=2000 g	448	1.240	20.392	60.848
0106200000	Live reptiles (including snakes andturtles)	0	84	0	1.544
0201200000	Oth cuts with bone in of bovine animals,fresh or chilled	1.200	3.439	3.617	16.239
0201300000	Meat of bovine animals, boneless,fresh or chilled	216.844	852.658	696.777	2.993.348
0202100000	Carcasses & half-carcasses of bovineanimals, frozen	0	28.642	0	74.157
0202200000	Oth cuts with bone in of bovine animals,frozen	355.261	1.827.336	605.889	3.234.135
0202300000	Meat of bovine animals, boneless,frozen	4.895.206	26.106.357	13.492.416	72.177.199
0203290000	Other meat of swine, frozen	15.540	80.700	19.567	82.224
0204220000	Oth cuts with bone in of sheep,fresh or chilled	652	7.358	4.734	60.521
0204230000	Other meat of sheep, boneless, fresh orchilled	12.894	18.993	39.616	78.721
0204410000	Carcasses & half-carcasses of sheep,frozen	6.400	35.287	33.196	164.104
0204420000	Oth cuts with bone in of sheep, frozen	7.578	143.393	49.983	625.152
0204430000	Other meat of sheep, boneless, frozen	21.701	83.973	118.442	415.798
0204500000	Meat of goats, fresh, chilled or frozen	15.103	186.655	22.654	478.657
0206210000	Tongues of bovine animals, frozen	41.345	171.854	68.620	337.096
0206220000	Livers of bovine animals, frozen	455.201	1.415.327	638.697	2.055.984
0206290000	Other edible offal of bovine animals,frozen	3.946.203	19.705.479	7.143.254	34.525.970
0206300000	Edible offal of swine,fresh or chilled	0	22.194	0	30.538
0206900000	Edible offal of sheep, goats, horses,asses, mules or hinnies, frozen	85.611	199.825	172.555	370.432
0207120000	Meat & edible offal of the spec. gallusdomesticus, not cut in piece, frozen	0	228.855	0	347.436
0207149000	Oth cuts & offals of fowl of the speciesgallus domesticus, frozen	342.216	1.575.382	490.949	2.207.404
0207250000	Meat and edible offal of turkeys, notcut in pieces, frozen	0	28.488	0	59.490
0207331000	Meat and edible offal of ducks,not cut in pieces, frozen	40.000	391.775	68.000	403.576
0208900010	Frogs legs	0	47.197	0	219.465
0210999000	Oth meat & edible, incl. frours & mealssalted, in brine, dried or smoked	11.740	31.212	77.603	201.899
0301102000	Ornamental marine fish, live	0	24.528	0	7.257
0301103000	Freshwater ornamental fish, live	0	4.220	0	3.165
0301920000	Eels (anguilla spp.), live	0	700	0	30.509
0301994090	Other freshwater fish, live	58.629	236.385	69.666	293.520
0302190000	Oth salmonidae fish,excl.fillet,liverand roes, fresh or chilled	15.050	260.472	9.028	141.994
0302320000	Yellowfin tunas,excl.fillets, livers &roes, fresh or chilled	0	11.775	0	6.844
0302350000	Bluefin tunas,excl.fillets,liver & roesfresh or chilled	0	13	0	153
0302390000	Oth tunas, excl.fillets, livers & roes,fresh or chilled	82.360	325.195	49.922	201.080
0302610000	Sardines, excl. fillets, livers & roes,fresh or chilled	4.800	36.180	2.742	20.112
0302640000	Mackerel, excl. fillets livers & roes,fresh or chilled	0	329.762	0	211.927
0302680000	Toothfish (dissostichus spp.)fresh or chilled	2.099	2.099	558	558
0302691010	Kerapu (cromilepte altivelis,epinephelu,leopardus) fresh or chilled	0	2.036	0	614
0302691090	Other marine fish excl.fillets, liversand roes, fresh or chilled	2.236	32.266	3.299	22.390
0302692010	Tilapia, excl.fillets, livers and roes,fresh or chilled	33.350	234.359	19.606	131.615
0302692090	Other freshwater fish, excl.fillets,livers and roes, fresh or chilled	12.000	70.071	6.857	39.301
0302700000	Livers & roes of fish, fresh/chilled	1.615	1.615	2.381	2.381
0303110000	Sockeye salmon, excl.fillets, livers &roes, frozen	0	3.654	0	12.789
0303190000	Oth pacific salmon, excl.fillet, liverand roes, frozen	0	35.431	0	38.137
0303210000	Trout, excl.fillets, livers and roes,frozen	0	8.434	0	45.551
0303220000	Atlantic & danube salmon, excl.fillets,livers and roes, frozen	9.558	94.623	74.515	632.358
0303290000	Other salmonidae, excl.fillets, liversand roes, frozen	1.847	88.942	5.769	385.983
0303330000	Sole, excl.fillets, livers & roes,frozen	0	659	0	5.092
0303390000	Oth flat fish, excl.fillets, livers &roes, frozen	0	163.694	0	331.898
0303410000	Albacore/longfinned tunas,excl.fillet,livers and roes, frozen	0	51.426	0	127.744
0303420000	Yellow fin tunas, excl.fillet, liver &roes, frozen	1.488.384	4.668.760	2.033.019	6.279.702
0303430000	Skipjack or stripe-bellied bonito,excl.fillets, livers and roes, frozen	416.103	2.015.590	292.948	1.906.625
0303490000	Oth tunas, excl.fillets,livers & roes,frozen	52.590	218.646	32.907	188.773
0303510000	Herring clupea harengus,clupea pallasii),excl.fillets,livers and roes,frozen	0	3.168	0	2.999
0303520000	Cod (gadus morhua, ogac, macrocephalu),excl.fillets,livers and roes,frozen	5.568	21.963	35.574	66.744
0303610000	Swordfish (xiphias gladius),excl.fillets,livers and roes,frozen	25.036	27.995	18.930	43.430
0303710000	Sardines, excl.fillets, livers and roes,frozen	152.626	520.381	96.483	378.153
0303740000	Mackerel, excl.fillets, livers and roes,frozen	8.624.298	43.940.335	5.790.958	29.258.338
0303750000	Dogfish and other sharks, excl.fillets,livers and roes, frozen	0	20.503	0	147.925
0303791090	Other marine fish, excl.fillets, liversand roes, frozen	970.850	7.652.276	800.569	5.414.050
0303792010	Tilapia, excl.fillets, livers and roes,frozen	12.600	202.811	7.598	117.753
0303792090	Other freshwater fish, excl.fillets,livers and roes, frozen	77.990	796.430	44.117	582.547
0303801000	Livers of fish, frozen	0	1.184	0	2.875
0303802000	Roes of fish, frozen	0	2.593	0	8.424
0304290000	Other fish fillets,frozen	109.332	894.980	326.195	2.015.238
0304990000	Other fish meat (whether or not minced)frozen	0	154.443	0	98.492
0305100000	Flours, meals and pellets of fish,fit for human consumption	1.985	2.560	15.603	23.925
0305201000	Livers & roes of freshwater fish, dried,salted or salted or in brine	111.000	553.373	79.920	381.308
0305209000	Others livers & roes of fish, dried,smoked, salted or in brine	9.000	16.301	13.498	39.762
0305300000	Fish fillets, dried,salted or in brine,but not smoked	35.563	74.446	162.274	316.796
0305410000	Pacific salmon, smoked, incl.fillets	0	2.445	0	12.404
0305490000	Other smoked fish, including fillets	0	704	0	5.465

**I.3. IMPOR MENURUT KOMODITI / IMPORT BY HS COMMODITY**  
**\*\*\* JUNI / JUNE 2009 \*\*\***

H S	Uraian Komoditi Commodity Description	Berat Bersih / Net Weight (Kg)		Nilai / Value C.I.F (US\$)	
		Bulan ini	Kumulatif	Bulan ini	Kumulatif
		Current Month	Cum.Jan. to date	Current Month	Cum.Jan. to date
0305591000	Sharks fins, dried, salted/unsaltedbut not smoked	21.282	73.262	74.780	716.001
0305592000	Marine fish, including anchovies, dried,salted/unsalted, but not smoked	1.638.942	8.833.420	1.177.485	6.196.786
0305599000	Other dried fish, salted/unsalted butnot smoked	335.700	1.268.945	226.228	958.233
0305691000	Marine fish, incl sharks fin,salted butnot dried or smoked and in brine	0	96	0	810
0305699000	Other fish, salted but not dried orsmoked and in brine	0	1.612	0	3.502
0306110000	Rock lobsters and oth sea crawfish, ( Ja,Palinurus,Panulirus spp.) frozen	0	93.745	0	308.244
0306130000	Shrimps and prawns, frozen	262.232	1.651.719	297.539	3.531.445
0306140000	Crabs, frozen	109.071	887.282	436.744	3.775.555
0306190000	Other, incl flours, meals & pellets ofcrustac, fit for human consump,frozen	16.369	56.956	82.168	225.099
0306213000	Rock lobsters and other sea crawfish,fresh or chilled	0	23.200	0	11.600
0306221000	Lobsters (homarus spp), breeder	0	1	0	90
0306231000	Shrimps and prawns, breeder	0	1.474	0	74.113
0306234900	Other shrimps and prawns, driedin oth than airtight containers	0	38.609	0	38.106
0306249900	Other crabs, not frozennot in airtight containers	0	1.648	0	6.837
0306299900	Other crustaceans, not frozenin oth than airtight containers	414	514	3.251	5.130
0307101000	Oysters, live	0	37.342	0	42.587
0307102000	Oysters, fresh, chilled or frozen	10.964	36.654	32.493	77.295
0307103000	Oysters, dried, salted or in brine	0	223	0	596
0307291000	Scallops, frozen	34.406	210.415	105.166	550.657
0307312000	Mussels, fresh or chilled	0	4.607	0	9.000
0307391000	Mussels, frozen	0	38.371	0	95.676
0307491000	Cuttle fish and squid, frozen	977.522	6.803.579	794.090	5.121.131
0307492000	Cuttlefish&squid,dried,salted/in brine	0	65	0	247
0307512000	Octopus, fresh or chilled	753	753	1.111	1.111
0307591000	Octopus, frozen	58.891	352.798	126.530	860.897
0307991000	Other molluscs, frozen	0	89.355	0	87.325
0307999000	Oth aquatic invertebrates not crstceans,for human consumpt dried,salted/in brine	224	18.578	11.043	33.042
0401100000	Milk and cream, not concentrated, no addsugar, of a fat content, by weight < 1%	164.786	1.568.553	323.312	4.285.338
0401200000	Milk and cream, not concentrated, no addsugar, of a fat content, by weight 1- 6	1.044.560	6.271.098	1.312.127	8.140.031
0401300000	Milk and cream, not concentrated, no addsugar, of a fat content, by weight > 6%	71.092	491.029	141.617	908.285
0402103000	Milk&cream fat cont<=1.5%,in solid formadded sugar/oth sweet,in cont>= 20 kg	8.865.935	43.994.264	17.636.499	103.417.027
0402109000	Milk&cream fat cont<=1.5%,in solid formadded sugar/oth sweet,in cont< 20 kg	875.323	5.387.801	2.100.745	13.817.547
0402212000	Milk&cream fat cont> 1.5%,in solid formnot added sugar/oth sweet,in cont>=20 k	2.405.340	10.789.384	5.673.896	28.390.466
0402219000	Milk&cream fat cont> 1.5%,in solid formnot added sugar/oth sweet,in cont<20 kg	112.440	1.088.588	208.476	4.352.326
0402292000	Milk&cream fat cont> 1.5%,in solid formadded sugar/oth sweet,in cont>= 20 kg	403.500	3.118.475	740.531	6.431.472
0402299000	Milk&cream fat cont> 1.5%,in solid formadded sugar/oth sweet,in cont< 20 kg	2.762.798	12.822.639	7.253.608	47.613.774
0402910000	Other milk & cream, not containingadded sugar/other sweetening	0	1.888	0	1.321
0402990000	Other milk&cream, containing addedsugar/other sweetening	106.991	1.243.104	199.342	1.652.956
0403101100	Yoghurt in liquid form, incl. condensedform,cont,fruits, nuts, cocoa or flavor	18.263	18.323	19.543	28.676
0403101900	Yoghurt in other form, containing fruits,nuts, cocoa or flavoring matter	26.295	117.145	71.884	229.079
0403109100	Yoghurt in condensed form, not contain frut, cocoa, or flavoring matter	5.362	5.834	3.926	4.391
0403109900	Yoghurt in other form, not contain fruitnut, cocoa, or flavoring matter	22.488	41.327	27.229	60.049
0403901000	Buttermilk	928.475	4.178.475	1.516.991	8.427.816
0403909000	Curdled milk and cream, kephir & otherfermented milk and cream	25.779	186.970	43.003	223.147
0404101100	Whey, whether/not concentrated/containadd sugar/sweetening,for human consu	5.136.970	22.262.339	5.116.115	23.580.072
0404101900	Modified whey,whether/not concentr/contadd sugar/sweetening,for human consu	907.803	5.446.661	1.206.542	8.283.516
0404109900	Modified whey,whether/not concentr/contadd sugar/sweetening,for animal feedin,	151	151	27.317	27.317
0404900000	Oth products consisting of natural milk	199.956	415.481	146.641	305.395
0405100000	Butter derived from milk	481.597	1.779.927	1.083.317	4.885.968
0405200000	Dairy spreads derived from milk	0	100.000	0	93.193
0405901000	Anhydrous butterfat derived from milk	1.135.829	3.286.448	2.604.422	9.911.061
0405902000	Butter oil derived from milk	19.408	39.254	63.541	126.480
0405903000	Ghee derived from milk	0	2.226	0	3.764
0405909000	Other fats and oils derived from milk	19.325	491.220	64.262	1.791.461
0406101000	Fresh cheese (unripened or uncured),including whey cheese	975.870	4.450.362	2.470.125	13.663.877
0406109000	Fresh curd (unripened or uncured)	66.797	205.319	218.907	740.041
0406201000	Grated/powdered cheese,in packages ofa gross weight exceeding 20 kg	22.580	80.716	163.004	479.312
0406209000	Grated/powdered cheese,in packages ofa gross weight <= 20 kg	33.678	115.942	111.856	431.510
0406300000	Processed cheese,not grated or powdered	312.715	2.145.244	1.544.887	9.945.263
0406400000	Blue veined cheese and oth cheesecont veins prod by penicillium roquefort	108	259	290	871
0406900000	Other cheese	81.055	291.156	316.416	1.141.397
0408110000	Egg yolks, dried	28.204	170.425	149.297	913.812
0408190000	Egg yolks, other than dried	0	12.354	0	32.353
0408910000	Birds' eggs, not in shell, dried	22.846	556.998	132.949	3.524.468
0408990000	Birds eggs, not in shell, oth than dried	0	3.506	0	7.800
0409000000	Natural honey	1.754.460	3.942.356	2.540.697	6.146.628
0410001000	Birds' nests	0	525	0	5.052
0410009000	Other edible products of animal origin,not elsewhere specified or included	10.175	38.999	61.039	254.438
0501000000	Human hair, unworked, whether or notwashed or scoured; waste of human hair	20.449	38.128	1.059.950	2.350.268
0502100000	Pigs', hogs' and boars' bristles andhair and waste thereof	23.001	271.900	174.634	1.797.488
0502900000	Badger hair and other brush making hairand waste thereof	90.450	90.450	646.250	646.250
0505101000	Duck feathers and down, of a kind usedfor stuffing	20.697	74.639	184.018	965.136
0505109000	Feathers and down other than duck, ofa kind used for stuffing	5.668	20.944	184.652	300.374

**I.3. IMPOR MENURUT KOMODITI / IMPORT BY HS COMMODITY**  
**\*\*\* JUNI / JUNE 2009 \*\*\***

H S	Uraian Komoditi Commodity Description	Berat Bersih / Net Weight (Kg)		Nilai / Value C.I.F (US\$)	
		Bulan ini Current Month	Kumulatif Cum.Jan. to date	Bulan ini Current Month	Kumulatif Cum.Jan. to date
0505901000	Duck feathers and down, used other than for stuffing	7.093	46.739	23.363	176.965
0505909000	Other skins and parts of birds; powder and waste of feather or part of feathers	350.309	2.311.264	316.156	1.950.786
0506100000	Ossein and bones treated with acid	9	9	148	148
0507101000	Rhinoceros horns; ivory powder and waste	0	751	0	9.943
0507901000	Horns, antlers, hooves, nails, claws and beaks, unworked/simply prepared/not cut	0	272	0	2.115
0508001000	Coral & similar material, unworked/simply prepared but not otherwise worked	580	1.280	13.310	29.900
0508002000	Shells of molluscs, crustaceans/echinoderms, unworked/simply prepared uncut	45.779	101.163	16.528	69.484
0508009000	Cuttle-bone, unworked/simply prepared not cut to shape, powder & waste thereof	24.350	187.679	5.114	80.229
0510002000	Musk, used in the prep of pharmaceuticals, fresh, chilled, frozen and otherwise	5	5	22	22
0510009000	Ambergris, castoreum, civet; bile; glands & other animal prod. used in pharmaceutical	0	50	0	4.901
0511100000	Bovine semen	0	45	0	93.121
0511911000	Dead animals of fish/crustaceans, molluscs/other aquatic invertebrates	0	56.000	0	36.582
0511912000	Roes	0	49	0	113
0511913000	Artemia egg (brine shrimp egg)	17.633	63.835	369.054	1.048.449
0511919000	Other product of fish or crustaceans, molluscs or other aquatic invertebrates	28.500	28.545	19.380	19.520
0511999000	Other animal products not elsewhere specified or included	352.248	898.932	237.672	729.233
0601100000	Bulbs, tubers, tuberous roots, corms, crowns & rhizomes, dormant	0	17.376	0	59.417
0601209000	Bulbs, tubers, tuberous roots, corms, crowns & rhizomes, in growth or in flower	3	63.909	217	222.261
0602109000	Unrooted cutting and slips of other plants	6	24.215	132	54.963
0602400000	Roses, grafted or not	0	800	0	12.640
0602902000	Orchid seedlings	382	29.267	6.030	50.911
0602906000	Rubber budwood	79	79	1.694	1.694
0602909000	Other live plants; mushroom spawn	3.667	79.192	1.916	28.259
0603140000	Chrysanthemums, fresh flowers of a kind suitable for bouquets/ornamental purposes	0	1.008	0	7.575
0603900000	Flowers of a kind suitable for ornamental, dried, dyed, bleached / otherwise prepared	201	420	3.184	7.828
0604100000	Mosses and lichens	0	21.216	0	28.800
0604990000	Foliage, branches & other parts of plants, other than fresh	0	21.055	0	18.485
0701100000	Potatoes seed, fresh or chilled	300.000	1.734.024	234.579	1.159.129
0701900000	Potatoes, other than seed, fresh or chilled	148.938	3.895.486	68.421	1.872.620
0702000000	Tomatoes, fresh or chilled	6.876	26.013	13.872	58.747
0703101900	Onions, fresh/chilled, other than bulbs for propagation	3.190.640	17.654.645	1.091.877	6.512.022
0703102100	Shallots bulbs for propagation fresh or chilled	460.030	2.248.030	189.583	924.677
0703102900	Shallots, fresh/chilled, other than bulbs for propagation	1.673.780	52.374.886	735.378	22.469.760
0703201000	Garlic bulbs for propagation fresh or chilled	0	280.000	0	31.696
0703209000	Garlic, fresh/chilled, other than bulbs for propagation	45.320.250	218.128.321	16.250.159	78.344.938
0703901000	Leeks & other alliaceous, fresh/chilled bulbs for propagation	0	125	0	322
0703909000	Leeks & other alliaceous, fresh/chilled other than bulbs for propagation	25.526	180.656	35.019	244.351
0704101000	Cauliflowers, fresh or chilled	9.652	114.599	13.367	107.454
0704102000	Headed broccoli, fresh or chilled	33.572	202.936	42.481	206.319
0704200000	Brussels sprouts, fresh or chilled	10	284	66	922
0704901000	Cabbages, fresh or chilled	4.981	161.201	9.134	84.934
0704909000	Kohlrabi, kale and similar edible brassicas, fresh or chilled	10.556	99.013	14.037	103.656
0705110000	Cabbage lettuce (head lettuce), fresh or chilled	12.296	45.224	18.958	77.015
0705190000	Other lettuce, fresh or chilled	603	24.040	926	23.204
0705210000	Witloof chicory, fresh or chilled	0	100	0	217
0705290000	Other chicory, fresh or chilled	410	542	142	170
0706101000	Carrots, fresh or chilled	2.133.193	9.578.339	1.121.699	4.862.066
0706102000	Turnips, fresh or chilled	410	1.572	510	2.001
0706900000	Salad beetroot, salsify, celeriac, radish and similar edible roots, fresh/chilled	38	2.489	85	12.768
0707000000	Cucumbers and gherkins, fresh/chilled	425	9.896	1.062	15.064
0708100000	Peas (pisum sativum), fresh/chilled	1.880.262	3.750.640	652.976	1.319.464
0708200000	Beans (vigna spp., phaseolus spp.), fresh or chilled	0	144.314	0	47.134
0708900000	Other leguminous vegetables, fresh or chilled	4.887	85.176	1.979	37.122
0709200000	Asparagus, fresh or chilled	1.368	18.935	1.512	18.898
0709300000	Aubergines (egg-plants), fresh/chilled	110	206	47	77
0709400000	Celery other than celeriac, fresh/chilled	8.571	41.997	20.745	67.127
0709510000	Mushrooms of the genus agaricus, fresh or chilled	13.132	85.478	24.840	119.637
0709590000	Other mushrooms, fresh or chilled	41.468	286.210	52.024	302.071
0709601000	Chillies, other than giant chillies, fresh or chilled	30.084	249.609	15.528	161.443
0709609000	Other fruits of the genus capsicum or of the genus pimenta, fresh or chilled	3.736	84.466	8.802	79.551
0709700000	Spinach, new zealand spinach & orach spinach, fresh or chilled	2.005	10.637	2.066	11.502
0709901000	Globe artichokes	0	49	0	186
0709909000	Other vegetables, fresh or chilled	200.622	994.162	163.761	838.121
0710100000	Potatoes, frozen	486.592	2.431.168	546.267	2.591.051
0710210000	Peas (pisum sativum), frozen	234.883	621.884	130.977	412.716
0710220000	Beans (vigna spp., phaseolus spp.), frozen	718	1.681	1.918	3.946
0710290000	Other leguminous vegetable, frozen	69.594	386.290	82.206	425.394
0710300000	Spinach, new zealand spinach and orach spinach (garden spinach), frozen	2.964	8.323	9.334	24.648
0710400000	Sweet corn, frozen	43.457	380.379	44.243	363.796
0710800000	Other vegetables, frozen	40.412	75.773	69.294	180.619
0710900000	Mixtures of vegetables, frozen	34.260	394.356	36.187	451.088
0711409000	Cucumber and gherkins, preserved in other preservation	0	145	0	184
0711519000	Mushrooms of the genus agaricus preserved in other preservation	0	13.928	0	9.126

**I.3. IMPOR MENURUT KOMODITI / IMPORT BY HS COMMODITY**  
**\*\*\* JUNI / JUNE 2009 \*\*\***

H S	Uraian Komoditi Commodity Description	Berat Bersih / Net Weight (Kg)		Nilai / Value C.I.F (US\$)	
		Bulan ini Current Month	Kumulatif Cum.Jan. to date	Bulan ini Current Month	Kumulatif Cum.Jan. to date
0711599000	Other mushrooms and trufflespreserved in other preservation	15.750	32.651	10.815	20.530
0711901000	Sweet corn, provisionally preserved	0	17.283	0	19.614
0711902000	Chillies, provisionally preserved	327	39.440	719	27.587
0711904000	Onions, preserved by sulphur dioxide gas	0	16	0	21
0711909000	Oth vegetables, mixtures of vegetablesprovisionally preserved	26.389	72.681	11.252	62.603
0712200000	Onios, dried, whole, cut, sliced,broken/in powder, but not further prep	124.972	547.233	412.829	1.608.047
0712310000	Mushrooms (genus agaricus), dried,whole,broken/in powder, but not further prep	7.675	38.031	22.683	101.676
0712320000	Wood ears (auricularia spp.),dried,whole,broken/in powder, but not further prep	19.133	105.912	22.021	122.093
0712330000	Jelly fungi (tremella spp.),dried,whole,cut, broken/in powder,but not furth prep	0	50.696	0	52.038
0712391000	Truffles, dried, whole, cut, sliced,broken/in powder, but not further prep	0	14.130	0	27.921
0712392000	Shiitake(dong-gu),dried,whole,cut,sliced,broken/in powder, but not further prep	157	157	389	389
0712399000	Other mushrooms, dried, whole,cut,sliced,broken/in powder, but not further prep	43.635	308.068	96.732	614.005
0712901000	Garlic, whole, cut, sliced,broken/in powder, but not further prep	124.418	786.502	293.138	1.462.536
0712909000	Other vegetables/mixtures of vegetableswhole, cut, sliced, but not further prep	176.045	1.132.979	444.685	2.898.096
0713101000	Peas, dried, for sowing	0	13.708	0	6.855
0713109000	Peas, dried, other than for sowing	1.064.806	1.639.640	322.745	547.472
0713209000	Chickpeas(garbanzos), dried, other thanfor sowing	103.435	126.830	27.245	94.713
0713319000	Beans (vigna mungo hepper/vigna radiatawilczek), dried, other than for sowing	5.524.238	34.236.655	2.867.833	17.718.978
0713329000	Small red(adzuki) beans(phaseolus/vigna)dried, other than for sowing	35.883	184.985	11.459	61.732
0713331000	Kidney beans, including white pea beans(phaseolus vulgaris),dried,for sowing	23	49	260	410
0713339000	Kidney beans, including white pea beansdried, other than for sowing	542.095	4.513.544	220.070	1.664.029
0713399000	Other beans,dried,other than for sowing	465.868	2.448.240	313.133	1.403.896
0713409000	Lentils, dried, other than for sowing	4.700	10.878	11.292	26.997
0713509000	Broad beans & horse beans, dried,other than for sowing	1.283.441	5.637.872	659.492	3.021.824
0713909000	Other dried leguminous vegetables,other than for sowing	1.291.991	3.788.449	609.434	2.017.975
0714101100	Manioc (cassava),dried chipssliced or in form of pellets	1.021.911	1.022.148	162.484	163.349
0714109000	Manioc (cassava), in other form	317.046	863.590	63.530	159.905
0714200000	Sweet potatoes	3.017	12.044	4.894	15.159
0714909000	Arrowroot, salep, jerusalem artichokes,& similar roots/tubers with high starch	6.524	26.025	6.733	28.319
0801110000	Coconuts, desiccated, fresh or dried	12.267	172.624	16.674	244.289
0801190000	Coconuts, other than desiccatedfresh or dried	95.208	1.077.788	44.536	735.486
0801310000	Cashew nuts, in shell, fresh or dried	629.088	1.226.514	662.432	1.053.732
0801320000	Cashew nuts, shelled, fresh or dried	63.504	174.636	303.800	834.050
0802110000	Almonds, in shell, fresh or dried	115	578	1.010	4.423
0802120000	Almonds, shelled, fresh or dried	73.945	352.159	284.242	1.418.647
0802220000	Hazelnut/filberts, shelled, fresh/dried	1.909	32.188	7.001	169.666
0802320000	Walnuts, shelled, fresh or dried	0	348	0	2.663
0802400000	Chestnuts (castanea spp.), fresh/dried,whether or not,shelled or peeled	2.238	12.114	2.691	11.967
0802500000	Pictachios, fresh or dried	9.273	34.312	24.133	48.073
0802600000	Macadamia nuts,fresh or dried,whether or not,shelled or peeled	81	8.953	905	60.259
0802901000	Areca nuts, fresh or dried	0	90.006	0	38.262
0802909000	Other nuts, fresh or dried	2.350	17.932	8.011	29.860
0803001000	Pisang mas, pisang rastali, pisangberangan & pisang embun, fresh/dried	279	289	305	342
0803009000	Other bananas, including plantains,fresh or dried.	29.846	49.516	12.815	116.863
0804100000	Dates, fresh or dried	4.409.928	7.340.350	5.068.799	7.422.390
0804200000	Figs, fresh or dried	1.483	1.583	5.228	5.848
0804300000	Pineapples, fresh or dried	4.492	20.794	2.924	13.689
0804400000	Avocados, fresh or dried	222	6.710	678	5.327
0804501000	Guavas	5.801	11.496	3.998	8.044
0804502000	Mangoes	49.009	709.351	24.453	487.662
0804503000	Mangoesteens	2.389	4.985	882	2.657
0805100010	Oranges, fresh	1.341.252	8.972.386	1.014.838	7.247.237
0805200000	Mandarin (incl. tangerines & satsumas),& similar citrus hybrids, fresh or dried	2.153.641	138.127.157	1.907.642	123.086.761
0805400000	Grapefruit, including pomelosfresh or dried	21.844	118.140	16.501	94.207
0805500000	Lemons and limes, fresh or dried	41.283	294.837	39.897	277.452
0805900000	Other citrus fruit, fresh or dried	309	20.528	221	24.263
0806100000	Grapes, fresh	2.479.584	14.219.902	4.657.608	27.296.648
0806200000	Grapes, dried	349.333	913.828	386.794	1.139.897
0807110000	Watermelons, fresh	76.385	200.441	30.488	88.355
0807190000	Other melons, fresh	37.853	121.649	26.733	115.945
0807209000	Other papaws (papayas), fresh	13.031	66.503	6.836	37.371
0808100000	Apples, fresh	15.267.279	76.942.444	12.808.112	63.993.570
0808200000	Pears and quinces, fresh	6.413.665	41.686.530	4.983.539	32.268.692
0809100000	Apricots, fresh	0	21	0	68
0809300000	Peaches, including nectarines, fresh	2.803	10.043	2.750	11.962
0809400000	Plums and sloes, fresh	657	27.013	423	36.411
0810100000	Strawberries, fresh	12.022	116.042	28.942	228.984
0810200000	Raspberries, blackberries, mulberries,loganberries, fresh	428	711	1.469	3.083
0810400000	Cranberries, bilberries & other fruitsof the genus vaccinium, fresh	0	164	0	318
0810500000	Kiwi fruit, fresh	123.378	557.384	254.742	1.057.865
0810600000	Durians, fresh	6.131.450	12.301.416	7.504.197	15.173.637
0810901000	Longans, fresh	765.226	6.590.201	871.809	7.345.719
0810902000	Lychees, fresh	1.457.687	2.208.360	1.150.548	1.759.922

**I.3. IMPOR MENURUT KOMODITI / IMPORT BY HS COMMODITY**  
**\*\*\* JUNI / JUNE 2009 \*\*\***

H S	Uraian Komoditi Commodity Description	Berat Bersih / Net Weight (Kg)		Nilai / Value C.I.F (US\$)	
		Bulan ini Current Month	Kumulatif Cum.Jan. to date	Bulan ini Current Month	Kumulatif Cum.Jan. to date
0810903000	Rambutan, fresh	4.788	7.717	1.937	2.885
0810904010	Langsat, fresh	1.801	1.801	850	850
0810905000	Jackfruits (cempedak and nangka), fresh	0	3.512	0	2.744
0810906000	Tamarinds, fresh	17.233	116.630	12.934	61.377
0810907000	Mata kucing, frseh	0	2.686	0	9.765
0810908000	Black, white or red currants andgooseberries,fresh	16.329	17.662	46.870	54.274
0810909000	Other fruit, fresh	505.320	1.773.313	414.137	1.466.910
0811100000	Strawberries, uncooked or cooked bysteaming or boiling water, frozen	500	269.085	3.390	316.466
0811200000	Raspberries,blackberries,mulberries,loganberries,currant,gooseberries,frozen	812	21.023	5.506	61.827
0811900000	Other fruit and nuts,uncooked/cooked bysteaming or boiling water, frozen	15.561	89.230	44.444	226.459
0812100000	Cherries, provisionally preserved	4.501	6.015	15.768	20.758
0812900000	Oth fruit & nut,provisionally preserved	9.604	21.895	33.648	74.335
0813100000	Apricots, dried	7.853	12.036	21.247	32.462
0813200000	Prunes, dried	5.349	7.586	13.125	19.560
0813401000	Longans, dried	98.710	826.117	35.850	289.950
0813402000	Tamarinds, dried	25.000	81.333	19.750	66.507
0813409000	Other fruit, dried,	11.384	30.713	121.787	421.877
0813501000	Mixture of which cashew nuts or brazilnuts/dried fruit predominate by weight	0	6	0	22
0813502000	Mixture of which dates/nuts other thancashew nuts/brazil nut predmt by weight	610.254	612.406	240.378	251.028
0814000030	Peel of citrus fruit or melons,watermelons, dried	0	652	0	3.839
0901111000	Arabica wib or robusta oib, not roastednot decaffeinated	1.063.660	3.666.996	1.781.839	7.063.090
0901119000	Oth coffee,not roasted,not decaffeinated	38.520	65.894	68.747	203.327
0901211000	Coffee, roasted, not decaffeinated,unground	26.218	141.503	268.061	1.136.733
0901212000	Coffee, roasted, not decaffeinated,ground	2.934	136.256	44.736	478.064
0901221000	Coffee, roasted, decaffeinated,unground	0	153.780	0	479.223
0901222000	Coffee, roasted, decaffeinated, ground	0	2.580	0	6.607
0901902000	Coffee substitutes containing coffee	0	18.638	0	89.326
0902101000	Green tea (not fermented), in packing<= 3 kg, leaf	3.533	19.147	12.611	66.844
0902109000	Green tea (not fermented), in packing<= 3 kg, other than leaf	50	17.425	2.916	34.225
0902201000	Green tea (not fermented), in packing> 3 kg, leaf	122.088	470.642	146.452	524.698
0902209000	Green tea (not fermented), in packing> 3 kg, other than leaf	30.317	289.675	127.433	573.967
0902301000	Black tea (fermented),in packing <= 3 kgleaf	225	1.317	3.610	10.921
0902309000	Black tea (fermented),in packing <= 3 kgother than leaf	2.189	23.131	7.786	177.710
0902401000	Black tea (fermented), in packing > 3 kgleaf	0	384.525	0	238.226
0902409000	Black tea (fermented), in packing > 3 kgother than leaf	171.527	1.650.682	377.805	3.827.743
0903000000	Mate	0	16	0	173
0904111000	White pepper, neither crushed nor ground	344.475	913.325	106.656	339.387
0904112000	Black pepper, neither crushed nor ground	36.000	41.301	10.872	24.694
0904119000	Other pepper, neither crushed nor ground	0	16.515	0	46.266
0904121000	White pepper, crushed or ground	199	2.283	3.423	10.690
0904122000	Black pepper, crushed or ground	4.064	5.003	26.686	40.009
0904129000	Other pepper, crushed or ground	3.126	12.550	22.873	30.649
0904201000	Chillies, dried	478.285	7.027.050	339.252	5.364.463
0904202000	Chillies, crushed or ground	150.138	493.155	133.960	446.921
0904209000	Oth fruits of the genus capsicum/pimenta, dried or crushed or ground	6.027	31.815	32.873	89.160
0905000090	Other vanilla	0	2.846	0	65.302
0906190000	Cinnamon-tree flowersneither crushed nor ground	0	13.220	0	304.060
0906200000	Cinnamon and cinnamon-tree flowers,crushed or ground	90.042	190.699	288.720	613.151
0908100010	Nutmeg, in shell	2.600	6.556	7.800	21.492
0908100020	Nutmeg, shelled	0	28	0	299
0908300000	Cardamoms	0	5.319	0	3.138
0909101000	Seeds of anise	85.884	179.868	75.398	119.771
0909200000	Seeds of coriander	693.428	5.382.574	245.809	1.789.680
0909300000	Seeds of cumin	96.057	330.095	88.121	323.295
0909400000	Seeds of caraway	28.293	53.293	9.408	18.327
0909500000	Seeds of fennel or juniper berries	137.617	378.278	48.403	135.780
0910100000	Ginger	23.678	220.525	14.186	137.322
0910200000	Saffron	0	160	0	1.228
0910300000	Turmeric (curcuma)	26.858	52.124	34.584	56.450
0910910000	Mixtures of spices	7	197	79	1.738
0910991000	Thyme; bay leaves	864	7.782	5.737	32.311
0910992000	Curry	0	6.212	0	3.849
0910999000	Other spices	92.476	223.785	62.915	186.588
1001100000	Durum wheat	0	99.859	0	341.485
1001901100	Meslin, for human consumption	31	562	602	8.558
1001901900	Other wheat, for human consumption	527.160.028	2.032.567.156	133.199.836	589.521.822
1001909100	Meslin, not for human consumption	0	21.458	0	54.000
1001909900	Other wheat, not for human consumption	50.051	50.051	117.567	117.567
1003000000	Barley	225	1.792	983	1.845
1004000000	Oats	69.140	208.543	34.872	88.192
1005100000	Maize (corn), seeds	360.038	1.174.178	1.200.578	3.159.731
1005901000	Popcorn	370.821	1.271.819	300.695	918.626
1005909000	Maize (corn), other than seeds	28.459.003	88.671.222	5.765.384	17.356.515

**I.3. IMPOR MENURUT KOMODITI / IMPORT BY HS COMMODITY**  
**\*\*\* JUNI / JUNE 2009 \*\*\***

H S	Uraian Komoditi Commodity Description	Berat Bersih / Net Weight (Kg)		Nilai / Value C.I.F (US\$)	
		Bulan ini Current Month	Kumulatif Cum.Jan. to date	Bulan ini Current Month	Kumulatif Cum.Jan. to date
1006100000	Rice in the husk (paddy or rough)	1.304.000	3.148.496	3.312.000	8.206.409
1006301500	Thai hom mali rice	0	248.000	0	209.920
1006301900	Fragrant rice, broken > 25%semi-milled or wholly milled rice	114.371	770.109	163.650	1.190.212
1006302000	Parboiled rice, semi-milled orwholly milled rice	0	72.000	0	93.600
1006303000	Glutinous rice (pulot), semi-milled orwholly milled rice	11.245.965	95.476.382	4.597.934	39.036.765
1006309000	Other milled rice, whether/not polishedor glazed	0	95.000	0	161.500
1006400000	Broken rice	4.827.670	29.963.527	1.593.098	9.483.636
1008200000	Millet	1.024.764	5.932.581	315.698	1.829.905
1008300000	Canary seed	37.090	1.095.919	27.018	574.106
1008900000	Other cereals	62	25.821	546	50.014
1101001000	Wheat flour	66.406.384	271.572.485	21.866.097	96.193.908
1101002000	Meslin flour	0	8	0	52
1102100000	Rye flour	2.235	6.831	5.835	17.076
1102200000	Maize (corn) flour	14.011	185.015	24.584	111.257
1102900010	Rice flour	0	22	0	14
1102900090	Other cereal flours	612.550	3.500.126	197.767	1.300.162
1103112000	Groats and meals of durum or hard wheatsemolina	0	597	0	2.066
1103119000	Other groats and meals of wheat	73	15.098	761	12.451
1103130000	Groats and meals of maize (corn)	6.078	28.345	3.517	16.831
1103200000	Cereal pellets	8.258	41.770	4.778	27.183
1104120000	Rolled/flaked grains of oats	402.891	2.210.916	253.664	1.371.416
1104191000	Rolled/flaked grains of maize (corn)	18.251	18.457	13.241	13.969
1104199000	Rolled/flaked grains of other cereals	4.677	9.190	7.541	12.988
1104220000	Other worked grains of oats	0	7.536	0	12.497
1104230000	Other worked grains of maize (corn)	0	18.360	0	10.080
1104292000	Other worked grains of barley	0	22.500	0	12.600
1104299000	Other worked grains of other cereals	756.415	6.329.419	227.837	1.790.532
1104300000	Germ of cereals, whole, rolled, flakedor ground	4	434	28	1.071
1105100000	Flour, meal and powder of potatoes	198.490	630.651	231.534	841.927
1105200000	Flakes, granules and pellets of potatoes	309.458	1.747.148	413.069	2.470.385
1106100000	Flour, meal and powder of the driedleguminous vegetables of heading 07.13	0	562	0	1.346
1106202100	Meal of sago	0	75	0	2.240
1106202900	Flour and powder of sago	3.329	6.168	8.182	14.784
1106209000	Flour, meal & powder of roots or tubersof heading 07.14	737	742	1.813	1.831
1106300000	Flour,meal and powder of the driedleguminous vegetables of prod.chapter 8	42.826	266.477	58.221	607.205
1107100000	Malt, not roasted	1.627.170	11.726.168	944.132	6.834.839
1107200000	Malt, roasted	5.175	35.182	4.171	14.866
1108110000	Wheat starch	113.000	574.850	49.219	223.553
1108120000	Maize (corn) starch	2.083.804	30.915.044	749.882	10.231.421
1108130000	Potato starch	1.370.781	5.643.804	791.587	3.384.125
1108140000	Manioc (cassava) starch	4.601.825	18.919.437	1.290.050	5.569.432
1108191000	Sago starch	0	1.016	0	2.634
1108199000	Other starches	212	5.326	1.683	15.415
1108200000	Inulin	242.900	859.402	850.638	2.820.028
1109000000	Wheat gluten, whether or not dried	243.011	777.441	199.061	766.985
1201001000	Soya beans, whether or not broken,suitable for sowing	49.315.540	49.437.535	22.066.382	22.207.068
1201009000	Other soya beans, whether or not broken	265.493.361	805.146.764	128.734.560	375.199.754
1202101000	Ground nuts, not roasted or otherwisecooked, in shell, suitable for sowing	0	253.440	0	290.365
1202109000	Oth ground nuts, not roasted/otherwisecooked, in shell	8.866.889	37.342.295	6.115.400	26.841.597
1202200000	Ground nuts, shelled	17.704.010	78.723.892	16.975.676	77.664.547
1203000000	Copra	0	11.000	0	5.500
1204000000	Linseed, whether or not broken.	19	52.364	168	45.896
1205900000	Other rape or colza seedswhether or not broken	33	50.129	24	19.659
1206000000	Sunflower seeds, whether or not broken	124.955	1.242.453	74.855	495.687
1207200000	Cotton seeds, whether or not broken	0	42.504	0	62.916
1207400000	Sesamum seeds, whether or not broken	510.151	2.940.529	240.660	1.490.890
1207910000	Poppy seeds, whether or not broken	0	5	0	51
1207992000	Palm nuts and kernelswhether or not broken	0	6.523	0	1.240.171
1207993000	Safflower seedswhether or not broken	0	3.056	0	1.773
1207999000	Other oil seeds & oleaginous fruits,whether or not broken	16.000	93.361	5.508	2.583.393
1208100000	Flours and meals of soya beans	657.235	2.585.041	464.280	1.808.118
1208900000	Flours&meal of oth oil seed/oleaginousfruits, other than those of mustard	1.731	25.765	512	10.398
1209100000	Sugar beet seed, of a kind used forsowing	0	1.000	0	50.250
1209210000	Lucerne (alfalfa) seed, of a kind usedfor sowing	0	1.306	0	13.165
1209290000	Other seeds of forage plants, of a kindused for sowing	20.001	145.361	47.747	365.937
1209910000	Vegetable seeds,of a kind used forsowing	15.379	129.063	691.190	2.642.868
1209999000	Other seeds of a kind used for sowing	39.344	188.572	267.178	641.938
1210100000	Hop cones,neither ground nor powdered,nor in the form of pellets	3.175	3.175	15.676	15.676
1210200000	Hop cones, ground, powdered or in theform of pellets; lupulin	0	6.600	0	43.118
1211201000	Ginseng roots, cut, crushed/powderedform	8.806	24.234	182.897	588.957
1211309000	Coca leaf, in other forms	4.534	4.534	1.226	1.226
1211901100	Cannabis, in cut, crushed or powderedform, used for pharmacy	19.348	48.801	8.506	15.457
1211901300	Rauwolfia serpentina rootsused for pharmacy	57.807	291.366	26.100	405.528



**I.3. IMPOR MENURUT KOMODITI / IMPORT BY HS COMMODITY**  
**\*\*\* JUNI / JUNE 2009 \*\*\***

H S	Uraian Komoditi Commodity Description	Berat Bersih / Net Weight (Kg)		Nilai / Value C.I.F (US\$)	
		Bulan ini Current Month	Kumulatif Cum.Jan. to date	Bulan ini Current Month	Kumulatif Cum.Jan. to date
1211901400	Other plants, in cut, crushed or powdered form, used for pharmacy	67	613.572	132	903.723
1211901900	Other plants, in other forms used for pharmacy	109.890	490.677	47.427	405.565
1211909100	Pyrethrum, in cut, crushed or powdered form	0	12.044	0	43.328
1211909600	Liquorice roots, in cut, crushed or powdered form	3.792	23.792	1.121	85.121
1211909900	Oth plants, in cut, crushed/powdered form, used for other purposes	19.860	178.403	26.006	1.057.181
1212201100	Seaweeds & oth algae, fresh, chilled/dried of a kind used in pharmacy	2.300	2.415	22.150	23.452
1212201900	Seaweeds & oth algae, fresh, chilled/dried, used in dyeing, tanning, perfumery	9.147	27.498	66.645	165.798
1212202000	Seaweeds & oth algae, fresh, chilled/dried, for oth, not for human consumption	0	4.020	0	6.700
1212209000	Oth seaweeds & oth algae, fresh, chilled, dried, primarily for human consumption	688	59.320	1.376	173.437
1212993000	Melon seeds	5.000	5.000	5.083	5.083
1212999000	Other vegetable product, of a kind used primarily for human consumption	54.318	127.688	47.314	117.025
1213000000	Cereal straw and husks, unprepared	0	1.500	0	8.775
1214100000	Lucerne (alfalfa) meal and pellets	21.005	53.952	3.984	9.223
1214900000	Other forage products, whether/not in the form of pellets.	8.100	28.968	2.953	10.938
1301200000	Gum arabic	15.281	167.636	79.190	443.798
1301901000	Gum benjamin	20.000	20.010	42.100	44.900
1301902000	Gum damar	119.040	492.990	169.980	519.816
1301903000	Cannabis resin	0	15.000	0	16.650
1301909000	Other gum and resin	122.016	479.376	274.608	1.361.119
1302111000	Pulvis opii, whether or not modified	0	1	0	509
1302119000	Other opium, whether or not modified	148	3.234	93.520	498.627
1302120000	Saps and extracts of liquorice, whether or not modified	16.118	306.278	275.816	2.289.933
1302130000	Saps and extracts of hops, whether or not modified	1.673	8.731	59.077	289.645
1302192000	Extracts and tinctures of cannabis	0	307	0	45.693
1302193000	Other medicinal extracts derived from vegetable products	7.419	55.186	200.530	1.103.163
1302194000	Vegetable saps, extracts of pyrethrum or of the root of plants containing rotenone	127	127	7.318	7.318
1302195000	Japan (or chinese) lacquer (natural lacquer)	1.000	3.511	168.000	431.310
1302199000	Other saps and extracts of vegetable	48.339	290.522	675.340	3.892.230
1302200000	Pectic substances, pectinates & pectates	7.331	68.849	88.711	806.746
1302310000	Agar-agar	88.787	238.522	172.980	400.980
1302320000	Mucilages & thickeners, whether or not modified, derived from locust beans/guar	226.302	1.193.581	520.329	2.763.812
1302391000	Carageenan	41.502	263.258	163.822	1.570.519
1302399000	Mucilages & thickeners, whether or not modified, derived from vegetable products	20.361	251.084	97.806	1.221.337
1401100000	Bamboos used primarily for plaiting	0	26.979	0	37.850
1401200000	Rattans, used primarily for plaiting	0	47	0	1.086
1401900000	Other vegetable material used primarily for plaiting	41	44	126	260
1404200000	Cotton linters	128	128	2.546	2.546
1404909000	Other vegetable products not elsewhere specified or included	1	88.522	9	121.435
1501000000	Pigfat (including lard) and poultry fat other than heading 02.09 or 15.03.	0	108	0	2.104
1502001900	Unedible tallow of bovine animal, sheep or goats, other	14.245	49.808	11.395	40.723
1502009900	Unedible fats other than tallow of bovine animals, sheep or goats, other	19.000	188.039	9.785	183.309
1503009000	Lard oil, oleo-oil & tallow oil, not emulsified or mixed or otherwise prepared	538	567	1.050	1.578
1504101000	Fish-liver oils and their fractions, fit for human consumption	0	22.166	0	76.889
1504109000	Fish-liver oils and their fractions, unfit for human consumption	10.125	76.044	8.567	76.376
1504201000	Fats & oil of fish, not liver oil solid fraction, not chemically modified	53.416	176.163	162.398	1.138.214
1504209000	Fats & oil of fish, not liver oil other fraction, not chemically modified	425.943	715.430	347.492	2.772.078
1505001000	Lanolin	8.746	40.298	47.965	248.249
1505009000	Other wool grease and fatty substances derived therefrom	104	28.357	1.204	106.334
1506000000	Other animal fats and oils, and their fractions, not chemically modified	549	66.988	3.754	134.825
1507100000	Crude oil of soya bean, whether or not degummed	0	20.160	0	32.760
1507901000	Refined oil of soya bean	452.634	2.748.338	516.682	2.855.629
1507902000	Fraction of unrefined soya-bean oil	383.431	1.899.623	445.576	2.118.604
1507909000	Other soya bean oil and its fractions	239.886	1.664.031	287.649	1.976.091
1508909900	Other ground-nut oil, other than solid fractions, not chemically modified	0	1	0	95
1509101000	Virgin olive oil, in packing of net weight <=30 kg	30.429	69.874	121.459	282.483
1509109000	Virgin olive oil, in packing of net weight >30 kg	32.000	68.516	50.431	191.350
1509902100	Fractions of unrefined olive oil, in packing of net weight <=30 kg	0	1	0	52
1509909900	Other olive oil, whether/not refined, in packing of net weight >30 kg	5.135	67.760	24.076	316.921
1510001000	Crude oil, obtained solely from olives	205	205	140	140
1510009900	Oth oils, obtained solely from olives, not chemically modified	0	25.086	0	65.185
1511901000	Fractions of unrefined palm oil, not chemically modified	0	19.298	0	13.967
1511909010	Palm oil, refined, bleached & deodorised (rbd)	5.310	59.283	6.783	63.940
1511909020	Olein, refined, bleached & deodorised (rbd)	0	8.602.700	0	4.615.826
1511909090	Other palm oil and its fractions, not chemically modified	0	365.117	0	246.732
1512110000	Crude oil of sunflower seed/safflower	0	201	0	313
1512191000	Refined oil of sunflower seed/safflower	19.797	85.779	64.179	234.883
1512192000	Fraction of unrefined sunflower seed or safflower oil	0	688.086	0	967.122
1512199000	Other fractions of sunflower seed/safflower, but not chemically modified	21.480	145.779	48.634	259.822
1513110000	Crude oil of coconut (copra)	0	53.229	0	29.392
1513191000	Coconut oil, refined	207	207	840	840
1513192000	Fraction of unrefined coconut (copra) oil	195	390	1.451	2.664
1513199000	Coconut oil, refined, bleached & deodorised (rbd)	24.917	95.154	14.356	53.401
1513291100	Solid fract, not chemically modified, of unrefined palm kernel stearin/babassu oil	42.335	433.489	54.900	617.160

**I.3. IMPOR MENURUT KOMODITI / IMPORT BY HS COMMODITY**  
**\*\*\* JUNI / JUNE 2009 \*\*\***

H S	Uraian Komoditi Commodity Description	Berat Bersih / Net Weight (Kg)		Nilai / Value C.I.F (US\$)	
		Bulan ini Current Month	Kumulatif Cum.Jan. to date	Bulan ini Current Month	Kumulatif Cum.Jan. to date
1513292100	Solid fract, not chemically modified, of refine palm kernel stearin/babassu oil	36.374	113.096	59.820	178.280
1513299900	Other fractions of palm kernel oil or, babassu oil, not chemically modified	441	8.121	999	42.530
1514110000	Crude oil of low erucid acid rape or colza	21.637	169.837	18.061	125.760
1514199000	Oth fraction of low acid rape/colza oil not chemically modified	5.148	48.537	12.126	98.538
1514911000	Crude oil of oth rape/colza oil & its fractions	0	2.276	0	15.516
1514999100	Oth fractions of rape or colza oil	78.010	307.050	90.694	377.990
1514999900	Oth fractions of mustard oil	0	669	0	1.667
1515110000	Crude oil of linseed	270	469	2.797	5.314
1515190000	Other linseed oil and its fractions	158.660	525.466	228.466	849.533
1515210000	Crude oil of maize (corn)	7.999	16.286	6.178	12.699
1515291100	Solid fraction, not chemically modified of unrefined maize (corn) oil	0	110	0	1.309
1515291900	Oth fractions, not chemically modified of unrefined maize (corn) oil	4.046	56.859	7.528	67.802
1515299900	Oth fractions, not chemically modified of refined maize (corn) oil	107.999	293.267	221.455	727.133
1515301000	Crude oil of castor	10.000	72.819	12.700	94.833
1515309000	Other castor oil and its fractions	172.891	424.132	207.721	512.403
1515501000	Crude oil of sesame	2.158	2.158	1.900	1.900
1515509000	Fraction of refined sesame oil	52.141	465.043	124.247	632.068
1515901900	Fraction of refined tengkawang oil	0	1.245	0	10.345
1515909900	Other fixed vegetable fats and oils and their fractions	17.675	314.885	59.661	1.212.220
1516101000	Animal fats & oils and their fractions, in packing net weight >=10 kg	0	64.000	0	128.650
1516201100	Re-esterified fats & oils of soya bean and its fraction	81.020	297.930	145.458	432.938
1516201200	Re-esterified of crude palm oil and its fraction	369.405	1.426.928	517.735	1.997.083
1516201300	Re-esterified fats & of palm oil, other crude and its fraction	122.183	503.138	206.870	804.300
1516201800	Re-esterified fats & oils of olives and its fraction	14.771	14.771	33.000	33.000
1516201900	Oth vegetable fat, re-esterified fats & oils and its fraction	455.510	2.545.794	703.589	3.718.673
1516202100	Hydrogenated fats in flakes of ground-nut, soya beans, palm oil or coconuts	0	10.635	0	14.208
1516202300	Hydrogenated fats in flakes of olives	0	1.599	0	720
1516202900	Other hydrogenated vegetable fats in flakes	483.106	2.687.309	797.926	4.628.442
1516204000	Hydrogenated and refined, bleached and deodorised palm kernel stearin or olein	930.966	3.665.271	1.201.360	5.084.455
1516207000	Refined, rbd palm stearin with iodine value not exceeding 48	21.000	46.500	23.944	59.798
1516209100	Oth fat & oils of ground-nuts, palm oil or coconuts	141.770	1.172.144	122.631	1.253.555
1516209900	Other vegetable fats and oils and their fractions	314.093	1.469.644	444.860	1.792.152
1517100000	Margarine, excl. liquid margarine	104.012	474.714	201.763	582.267
1517901000	Imitation ghee	39.640	39.640	49.154	49.154
1517902000	Liquid margarine	58.710	108.345	111.787	230.051
1517903000	Mould release preparations	2.000	5.531	6.024	16.580
1517904300	Shortening	29.050	45.047	37.519	67.167
1517905000	Solid mixtures or prep of vegetable fats or oils or of their fractions	45.427	295.997	70.540	390.333
1517906200	Liquid mixtures or prep of fats/oil, which palm oil predominates	29.755	177.113	58.327	360.435
1517906700	Liquid mixtures or prep of fats/oil, which soya-bean oil predominates	0	205	0	8.100
1517906900	Liquid mixtures or prep of fats/oil, which oth vegetable oil predominates	15.079	176.390	31.362	371.421
1517909000	Oth edible mixtures or prep of animal or vegetable fats or oils	26.293	291.333	672.349	2.635.232
1518001200	Animal fats and oils, boiled, oxidised, dehydrated, sulphurised, blown, polymerised	22.000	63.110	42.900	102.999
1518001400	Ground-nut, soya-bean, palm/coconut oil polymerised, or oth chemically modified	124.498	1.128.276	167.728	1.556.267
1518001500	Linseed oil & its fract, boiled, oxidised, dehydrated, sulphurised, blown, polymerised	0	27.360	0	44.004
1518001600	Olive oil & its fract, boiled, oxidised, dehydrated, sulphurised, blown, polymerised	0	75.562	0	204.598
1518001900	Oth animal/vegetable fat & oils, boiled, dehydrate, sulphurise, blown, polymerised	50.027	221.817	89.994	316.306
1518002000	Inedible mixtures/preparation of animal fats or oils or of different fats/oils	0	184.387	0	223.461
1518003100	Inedible mixtures/preparations of palm oil (including palm kernels)	0	2.728	0	10.333
1518003200	Inedible mixtures/preparations of ground-nuts, soya-beans or coconuts	0	518.400	0	714.054
1518003900	Inedible mixtures or preparate of other vegetable fats or oils	66.075	298.672	114.406	367.116
1518006000	Inedible mixture & preparate of animal or vegetable fats or oils	139.266	448.908	602.478	2.208.418
1520001000	Glycerol, crude	421.580	481.800	97.601	106.393
1520009000	Glycerol waters and glycerol lys	894	3.269	3.069	17.269
1521100000	Vegetable waxes (oth. than triglycerides) whether or not refined or colored	7.492	21.406	68.617	199.491
1521901000	Bee wax and other insect waxes, whether or not refined or colored	784	1.049	15.219	19.268
1521902000	Spermaceti, whether or not refined or colored	0	672	0	5.099
1522009000	Residues resulting from the treatment of fatty substan. or animal/vegetable waxes	480	1.150	7.594	8.044
1601000011	Sausage containing pork	0	49	0	378
1601000090	Other sausages and similar products of meat, meat offal or blood	3.581	50.554	4.361	62.211
1602101000	Prepared or preserved meat offal/blood containing pork, in airtight containers	0	22.210	0	31.336
1602109000	Prepared or preserved meat, or blood containing both pork, in airtight containers	0	7.344	0	8.220
1602329000	Oth prepared/preserved meat offal/blood of fowls of the spec. gallus domesticus	254	254	491	491
1602390000	Oth prepared/preserved meat offal/blood of oth fowls of poultry of heading 01.05	0	21	0	309
1602411000	Hams and cuts thereof of swine, in airtight containers	0	19.525	0	21.924
1602419000	Hams and cuts thereof of swine, in other than airtight containers	0	8.383	0	12.187
1602421000	Shoulders and cuts thereof of swine in airtight containers	0	24.154	0	27.035
1602429000	Shoulders and cuts thereof of swine in other than airtight containers	0	11.011	0	12.320
1602491100	Luncheon meat of swine, in airtight containers	0	118.264	0	132.893
1602491900	Luncheon meat of swine, in other than airtight containers	4.186	6.674	7.410	12.020
1602499100	Oth prepared/preserved meat offal/blood of swine in airtight containers	0	158.171	0	179.212
1602499900	Oth prepared/preserved meat offal/blood of swine not in airtight containers	0	2.521	0	4.641
1602500000	Other prepared or preserved meat offal or blood of bovine animals	20.510	300.592	48.172	1.036.345

**I.3. IMPOR MENURUT KOMODITI / IMPORT BY HS COMMODITY**  
**\*\*\* JUNI / JUNE 2009 \*\*\***

H S	Uraian Komoditi Commodity Description	Berat Bersih / Net Weight (Kg)		Nilai / Value C.I.F (US\$)	
		Bulan ini Current Month	Kumulatif Cum.Jan. to date	Bulan ini Current Month	Kumulatif Cum.Jan. to date
1602909000	Oth prepared/preserved meat offal/bloodof any animal	0	3.452	0	18.642
1603001000	Extracts & juices of chicken, with herbs	0	2.057	0	30.484
1603003000	Extracts/juices of oth meat,fish/crustamolluscs/aquatic invertebr, with herbs	54.000	93.600	52.233	86.433
1603009000	Extracts/juices of oth meat,fish/crustamolluscs/aquatic invertebr,without herbs	18.000	69.194	17.100	110.840
1604111000	Salmon, prepared/preserved in airtightcontainers	1.726	1.917	6.349	10.281
1604119000	Salmon, prepared or preserved in otherthan airtight containers	0	14.122	0	10.409
1604131100	Sardines, prepared/preserved in airtightcontainer	1.421	173.708	585	288.284
1604131900	Sardines, prepared or preserved in otherthan airtight containers	15.234	39.963	38.659	74.152
1604139100	Sardinella and brisling or sprats,prepared/preserved in airtight container	4.018	4.018	6.489	6.489
1604139900	Sardinella and brisling or sprats,prep/preserved not in airtight containers	3.867	37.361	6.174	50.686
1604141000	Tunas, skipjack & bonito (sarda spp),prepared/preserved in airtight container	49.893	88.851	154.172	284.728
1604149000	Tunas, skipjack, bonito(sarda spp),prep/preserved not in airtight containers	0	19.519	0	29.988
1604151000	Mackerel, prepared or preserved, inairtight containers	29.239	235.780	54.894	558.576
1604159000	Mackerel, prepared or preserved, inother than airtight containers	21.454	85.414	46.820	161.914
1604169000	Anchovies, prepared or preserved, inother than airtight containers	0	22.608	0	56.088
1604193000	Otherfish, whole or in pieces, but notminced, in airtight containers	0	226	0	430
1604199000	Other fish,whole/in pieces,not minced,prepared/preserved in other	0	389	0	878
1604201900	Sharks fins, prepared and ready for usein other than airtight containers	6.194	14.691	15.242	38.598
1604202900	Fish sausages in other than airtightcontainers	33.300	73.581	54.282	93.113
1604209900	Oth prepared/preserved fish, in otherthan airtight containers	13.854	186.531	48.435	560.023
1605101000	Crabs in airtight containersprepared or preserved	23.084	54.371	262.234	505.813
1605109000	Crabs in other than airtight containersprepared or preserved	0	37.614	0	384.905
1605201100	Shrimps paste in airtight containersprepared or preserved	0	29.614	0	233.185
1605201900	Shrimps paste in other than airtightcontainers prepared or preserved	0	2	0	2
1605209100	Other aquatic invertebrata in airtighcontainers,prepared or preserved	0	294	0	562
1605209900	Oth aquatic invertebrata in oth contners, prepared or preserved	7.046	46.913	57.932	281.796
1605401000	Other crustaceans in airtight containers, prepared or preserved	4.316	13.518	5.610	13.786
1605409000	Other crustaceans in other containers, prepared or preserved	0	24	0	4.224
1605901000	Abalone, prepared or preserved	0	14.946	0	45.367
1605909000	Oth crustaceans, molluscs & oth.aquaticinvertebrates, prepared or preserved	0	52.018	0	160.314
1701110010	Cane sugar,icumsa minimal 1200	342.890.240	592.201.249	120.965.370	200.487.806
1701110090	Cane sugar,icumsa maximal 1200	62.550.000	75.950.000	21.473.107	25.691.407
1701120000	Beet sugar, not added flavour/color	12.000.000	12.000.000	3.782.580	3.782.580
1701991100	Refined sugar, white	3.752.800	30.911.068	2.026.784	14.011.961
1701991900	Other refined sugar	0	45	0	801
1702110000	Lactose and lactose syrup, containingby weight 99% or more lactose	1.279.720	5.796.103	791.186	3.868.953
1702190000	Lactose and lactose syrup, containingby weight less than 99% lactose	475.457	1.615.554	543.686	2.843.138
1702200000	Maple sugar and maple syrup	22.626	54.495	34.442	73.553
1702301000	Glucose, containing fructose < 20%	1.997.955	10.289.637	992.595	5.806.056
1702302000	Glucose syrup, containing fructose < 20%	2.162.200	10.934.224	818.004	4.723.352
1702400000	Glucose and glucose syrup, containing20% <= fructose < 50%	0	240.000	0	231.719
1702500000	Chemically pure fructose	42.002	164.518	53.015	230.259
1702601000	Fructose, containing fructose > 50%	100	5.100	2.751	20.251
1702602000	Fructose syrup,containing fructose >50%	0	23.829	0	47.671
1702901000	Maltose	524.841	2.202.203	313.825	1.442.876
1702902000	Artificial honey, whether or not mixedwith natural honey	9.407	114.272	42.546	305.862
1702903000	Flavoured or colored sugars (exludingmaltose)	0	1.906	0	3.801
1702904000	Caramel	367.441	1.300.653	348.465	1.328.729
1702909000	Other sugar, incl. invert sugar & sugarsyrup blends cont. 50% of fructose	20.463.219	27.519.593	7.842.416	11.945.471
1703101000	Cane molasses containing added flavouringor coloring matter	0	18.500.000	0	5.297.500
1703109000	Cane molasses not containing addedflavouring or coloring matter	0	18.216.292	0	2.393.485
1703909000	Oth molasses result from extract/refinesugar,not cont add flavour/color matter	116	35.410.824	15.723	8.889.876
1704100000	Chewing gum,whether or not sugar-coated	59.330	284.708	235.059	1.175.922
1704901000	Medicated sweets	17.638	104.281	87.168	830.049
1704902000	White chocolate	16.733	32.303	69.807	138.911
1704909000	Oth sugar confectionery, not cont.cocoa	335.069	1.661.077	763.894	3.977.577
1801000000	Cocoa beans, whole or broken,raw/roasted	2.932.306	16.661.411	8.057.220	45.170.564
1802000000	Cocoa shells, husks, skins & oth cocoawaste	0	44	0	422
1803100000	Cocoa paste, not defatted	0	76.143	0	222.318
1803200000	Cocoa paste, wholly or partly defatted	60.000	233.000	66.000	244.100
1804000000	Cocoa butter, fat and oil	334	3.100	7.665	23.612
1805000000	Cocoa powder, not containing added sugaror other sweetening matter	813.941	4.921.105	1.378.948	8.252.075
1806100000	Cocoa powder,containing added sugar orother sweetening matter	14.527	2.401.456	56.688	4.592.542
1806201000	Chocolate confectionary in blocks, slabor bars, weighing > 2 kg	89.680	725.655	271.851	2.121.631
1806209000	Oth chocolate & oth food preparationscont. cocoa, weighing > 2 kg	46.907	123.211	108.153	397.422
1806311000	Chocolate confectionary in blocks,slabsbars, filled, weighing > 2 kg	3.047	40.805	25.542	319.199
1806319000	Oth chocolate & oth food preparationscont. cocoa, filled, weighing > 2 kg	133.748	487.362	778.414	2.942.414
1806321000	Chocolate confectionary in blocks,slabsbars, not filled, weighing > 2 kg	45.147	274.748	179.877	533.568
1806329000	Oth chocolate & oth food preparationscont. cocoa, not filled, weighing > 2 kg	14.502	23.589	32.125	64.283
1806901000	Chocolate confectionary in tablets orpastilles	0	82.072	0	431.333
1806902000	Food preparations of flour, meal,starchcont. 40% <= cocoa <50%, not for retail	0	14.183	0	19.348
1806909000	Food preparations of flour, meal,starchcont. 40% <= cocoa <50%, for retail	39.347	257.035	120.794	1.245.899
1901101000	Preparations of malt extract for infantuse, put up for retail sale	0	50.843	0	137.306

**I.3. IMPOR MENURUT KOMODITI / IMPORT BY HS COMMODITY**  
**\*\*\* JUNI / JUNE 2009 \*\*\***

H S	Uraian Komoditi Commodity Description	Berat Bersih / Net Weight (Kg)		Nilai / Value C.I.F (US\$)	
		Bulan ini Current Month	Kumulatif Cum.Jan. to date	Bulan ini Current Month	Kumulatif Cum.Jan. to date
1901102000	Prep for infant use, of goos of heading0401 to 0404 of malt for infant use	64.710	181.135	569.097	1.256.720
1901103000	Preparations of soya bean powder forinfant use, put up for retail sale	410.674	1.926.442	1.467.672	6.541.971
1901109000	Food preparations of withoutcontaining fat for baby	155.697	1.396.743	369.102	3.092.011
1901201000	Mixes & doughs of flour, groats, meal,starch/malt extract, not cont. cocoa	28.803	125.308	87.202	333.397
1901202000	Mixes & doughs of flour, groats, meal,starch/malt extract, containing cocoa	13.754	24.804	77.621	146.921
1901203000	Other mixes and doughs for prep. ofbakery wares, not containing cocoa	89.290	401.127	222.592	914.201
1901204000	Other mixes and doughs for prep. ofbakery wares, containing cocoa	8.334	11.536	11.340	20.717
1901901000	Infant food prep for lactase deficieny,medical not put up for retail sale,	7.880	26.550	9.367	36.759
1901902000	Malt extractInfant food, not put up for retail sale	114.222	1.021.243	167.478	1.708.617
1901903100	Filled milk, prep. of goods of heading04.01 to 04.04	334.175	1.043.917	486.500	1.792.376
1901903900	Oth medical food prep of goods ofheading 0401 to 0404	928.350	3.235.410	1.484.857	5.152.505
1901904100	Other soya based preparation, in powderform	60.923	132.923	110.883	243.458
1901904900	Other soya based preparations, in otherform	340.599	356.201	530.586	572.005
1901909010	Kerupuk of shrimps	0	102	0	64
1901909090	Oth preparation of medical food cont.cocoa	240.542	1.262.704	681.289	3.774.142
1902110000	Uncooked pasta, not stuffed/otherwiseprepared, containing eggs	46.139	286.201	65.578	352.781
1902192000	Rice vermicelli (bee hoon)	101.241	288.604	89.931	276.989
1902199000	Oth uncooked pasta, not containing eggs	160.566	1.312.975	158.580	1.473.003
1902201000	Stuffed pasta, whether or not cookedor otherwise prepared	13.709	13.709	42.049	42.049
1902209000	Oth stuffed pasta, whether or not cooked	0	295	0	466
1902301000	Instant noodles	6.296	53.419	18.645	98.149
1902302000	Instant rice vermicelli	0	69	0	37
1902309000	Other stuffed pasta	302.745	742.145	484.229	1.424.250
1902400000	Couscous	1.815	3.019	3.287	6.569
1903000000	Pearl tapioca, flakes, sefting andsubstitutes of tapioca	8.579	30.701	8.524	34.658
1904100000	Prepared foods obtained by the swellingor roasting of cereals/cereal products	594.177	2.185.027	1.302.528	5.283.902
1904200000	Prapared foods of mixtures of roastedor unroasted cereal flakes products	24.925	99.687	58.779	183.686
1904300000	Bulgur wheat	0	75	0	1.588
1904901000	Rice preparations, including pre-cookedrice	178.956	767.103	196.141	815.411
1904909000	Oth prepared foods obtained of cerealsor cereal products	24.632	167.923	30.704	323.555
1905100000	Crispbread	10.949	82.179	45.015	237.241
1905200000	Gingerbread and the like	0	16.077	0	32.523
1905311000	Sweet biscuits not containing cocoa	18.747	222.654	84.238	686.965
1905312000	Sweet biscuits containing cocoa	122.415	642.732	245.132	1.327.118
1905320000	Waffles and wafers	129.463	741.013	416.409	2.107.755
1905400000	Rusks, toasted bread & similar toastedproducts	34.082	142.586	62.447	211.817
1905901000	Unsweetened teething biscuits	1.456	28.052	8.058	42.617
1905902000	Other unsweetened biscuits	6.267	64.680	13.085	124.529
1905903000	Cakes	42.501	123.654	274.401	370.116
1905904000	Pastries	2.048	19.253	6.881	46.199
1905906000	Empty cachets of a kind suitable forpharmaceutical use	0	17	0	272
1905907000	Communion wafers, sealing wafers, ricepaper and similar products	66	88	736	875
1905908000	Other crisp savoury food products	31.739	102.502	103.897	276.048
1905909000	Other baker wares	392.551	1.318.955	911.194	2.709.469
2001100000	Cucumbers and gherkins,prepared or preserved by vinegar or acetic acid	22.993	142.393	20.527	118.097
2001901000	Onions, prepared/preserved by vinegaror acetic acid	68.400	268.246	220.981	639.649
2001909000	Oth vegetables,fruit,nuts,edible plantprep/preserve by vinegar/acetic acid	4.259	49.480	25.413	129.910
2002101000	Tomatoes, whole/in pieces,not preparedor preserved by vinegar/acetic acid	79.722	224.790	66.206	186.247
2002109000	Oth tomatoes, whole/in pieces,not prep.or preserved by vinegar/acetic acid	24.198	111.252	25.550	120.415
2002901000	Tomato paste, not prepared or preservedby vinegar or acetic acid	501.197	4.104.887	520.715	4.346.309
2002909000	Other tomatoes, prepared or preservedotherwise than by vinegar/acetic acid	40.839	127.097	171.344	331.683
2003100000	Mushrooms of the genus agaricus, notprepared/presvred by vinegar/acetic acid	53.320	1.031.351	37.563	949.261
2003200000	Truffles, not prepared/preserved byvinegar or acetic acid	0	2.656	0	47.494
2003900000	Oth mushrooms, not prepared/preservedby vinegar or acetic acid	0	69.308	0	62.480
2004100000	Potatoes, frozen, not preprd/preservedby vinegar or acetic acid	678.969	5.405.942	723.177	5.730.742
2004909000	Oth vegetables,frozen,prep/preservedby vinegar/acetic acid	108.117	128.855	194.432	216.732
2005100000	Homogenised vegetables,not frozen, notprepared/preservd by vinegar/acetic aci	0	9.102	0	4.750
2005201000	Potatoes chips & sticks,not frozen, notprepared/preservd by vinegar/acetic acid	262.154	1.398.380	632.375	3.398.787
2005209000	Other potatoes, not frozen, not prep.or preserved by vinegar or acetic acid	0	1.611	0	8.376
2005400000	Peas (pisum sativum), not frozen, notprepared/preservd by vinegar/acetic acid	68.696	699.065	35.473	334.880
2005510000	Beans,shelled, not frozen, not preparedor preserved by vinegar or acetic acid	18.767	36.846	27.057	64.426
2005590000	Other beans, not frozen, not preparedor preserved by vinegar or acetic acid	2.455	51.271	19.684	79.312
2005600000	Asparagus, not frozen, not prepared orpreserved by vinegar or acetic acid	0	171.964	0	151.324
2005700000	Olives, not frozen, not prepared orpreserved by vinegar or acetic acid	423	12.053	415	43.379
2005800000	Sweet corn(zea mays var.saccharata),notfrozen,not prepared by vinegar/actc ac	67.882	228.164	40.194	157.292
2005910000	Vegetables and mixtures of, notfrozen,not prepared by vinegar/acid	17.885	45.169	12.380	34.336
2005990000	Oth smoked garlic, not frozen vegetable& mixtures of not prep.by vinegar/acid	32.681	131.083	57.766	176.959
2006000000	Vegetables,fruit,nuts,fruit-peel & othparts of plants,preserved by sugar	19.882	112.572	15.413	130.601
2007100000	Jams, fruit jellies, marmalades, fruitor nut, homogenised preparations	38.674	228.304	132.599	584.812
2007910000	Citrus fruit	2.911	94.164	15.216	105.007
2007991000	Fruit grains and pastes other than ofmango, pineapples or strawberries	0	132.665	0	165.905
2007999000	Fruit grains and pastes of mango,pineapples or strawberries	76.114	499.398	211.845	1.375.653
2008111000	Roasted ground nuts, othwise prepared/preserved	13.591	28.675	29.286	66.680

**I.3. IMPOR MENURUT KOMODITI / IMPORT BY HS COMMODITY**  
**\*\*\* JUNI / JUNE 2009 \*\*\***

H S	Uraian Komoditi Commodity Description	Berat Bersih / Net Weight (Kg)		Nilai / Value C.I.F (US\$)	
		Bulan ini	Kumulatif	Bulan ini	Kumulatif
		Current Month	Cum.Jan. to date	Current Month	Cum.Jan. to date
2008112000	Peanut butter, othwise prepared orpreserved	15.043	132.240	31.410	284.941
2008119000	Oth ground nuts, othwise prepared orpreserved	19.839	211.788	28.037	307.328
2008191000	Cashew, incl. mixtures,othwise preparedor preserved	140	1.954	1.393	5.581
2008199000	Other nuts and seeds, othwise preparedor preserved	13.047	83.468	112.707	484.061
2008200000	Pineapples, othwise prepared/preserved	10.976	17.655	8.897	31.200
2008301000	Citrus fruit, added sugar/oth.sweeteningin or not in airtight container	0	17.222	0	11.040
2008309000	Oth citrus fruit, not added sugar/sweetening in/not in airtight container	142.515	702.587	164.487	741.021
2008401000	Pears, containing added sugar orsweetening matter in airtight container	0	3	0	35
2008409000	Oth pears, not containing added sugarsweetening matter, in/not airtight cont.	0	5.415	0	8.005
2008501000	Apricots,containing added sugar / othersweet,matter in/not airtight container	0	3	0	35
2008601000	Cherries,containing added sugar / othersweet,matter in/not airtight container	0	8.639	0	10.335
2008609000	Cherries, not containing added sugar/sweetening, in/not airtight containers	0	105	0	398
2008701000	Peaches,containing added sugar or othersweet,matter in/not airtight container	0	75.567	0	48.970
2008709000	Peaches, not containing added sugar/sweetening, in/not airtight containers	26.383	45.063	14.620	38.465
2008809000	Strawberries,not containing added sugar/sweetening, in/not airtight containers	113	14.451	473	48.082
2008922000	Mixtures of other edible parts of plantadded sugar, in/not airtight container	29.906	93.339	25.083	85.937
2008929000	Mixtures of other edible parts of plantnot added sugar,in/not airtight contain.	80.032	478.337	44.207	251.509
2008991000	Lychees, othwise prepared or preserved	211.410	514.056	180.592	457.817
2008992000	Longans, othwise prepared or preserved	54.223	522.107	44.102	382.618
2008993000	Stems,roots and oth.edible partsof plants, othwise prepared or preserved	19.040	44.814	28.985	64.515
2008994000	Othwise prepared or preserved, addedsugar/sweet, in/not airtight container	0	2.162	0	2.368
2008999000	Othwise prepared/preserved, not addedsugar/sweet, in/not airtight container	12.729	143.531	12.663	173.791
2009110000	Orange juice, frozen	170.250	878.855	335.464	1.703.573
2009120000	Orange juice, not frozen,of a brix value not exceeding 20	96.463	585.669	75.927	467.934
2009190000	Orange juice, not frozen,of a brix value exceeding 20	4.526	353.060	7.440	270.426
2009210000	Grapefruit juice, of a brix value notexceeding 20	10.480	37.058	9.479	30.400
2009290000	Other grapefruit juiceof a brix value exceeding 20	300	94.134	467	466.734
2009310000	Juice of any other single citrus fruit,of a brix value not exceeding 20	1.231	10.514	1.563	11.586
2009390000	Other juice of any other single citrus for a brix value exceeding 20	10.361	78.294	15.936	150.551
2009410000	Pineapple juice,of a brix value not exceeding 20	10.796	25.462	9.473	24.092
2009490000	Other pineapple juice,of a brix value exceeding 20	10.327	16.776	17.890	23.911
2009500000	Tomato juice	24.193	85.897	19.535	67.541
2009610000	Grape juice (including grape must),of a brix value not exceeding 20	32.255	204.711	24.611	181.295
2009690000	Other grape juice (including grape must)of a brix value exceeding 20	7.208	69.101	12.379	63.219
2009710000	Apple juice,of a brix value not exceeding 20	66.095	395.705	49.937	299.897
2009790000	Other apple juiceof a brix value exceeding 20	94.606	504.930	107.123	864.530
2009801000	Blackcurrant juice	0	822	0	14.617
2009809000	Other juice of any other single fruitor vegetables	63.968	427.925	71.611	867.297
2009900000	Mixtures of juices	100.084	503.290	123.423	732.541
2101111000	Instant coffee	229.969	1.289.717	1.729.006	10.633.094
2101119000	Oth extracts, essences and concentratesof coffee	27.892	171.016	90.739	467.627
2101120000	Preparations with a basis of extracts,essences or concentrates of coffee	22.501	163.224	86.923	3.410.495
2101201000	Tea preparations consisting of a mixturetea, milk powder and sugar	4.800	15.709	31.200	75.383
2101209000	Mate preparations consisting of a mixturemate, milk powder and sugar	69.702	376.099	423.257	2.078.268
2101300000	Roasted chicory&oth.roasted coffee substitutes,extract,essence&concent.thereof	0	343	0	4.655
2102101000	Bread yeasts, active	256.195	833.075	800.159	2.481.128
2102109000	Active yeasts, other than for bread	142.130	785.695	387.405	2.463.475
2102200000	Inactive yeasts; other single-cell microorganisms, dead	152.407	1.879.584	533.935	3.242.089
2102300000	Prepared baking powders	201.927	934.812	491.994	2.099.951
2103100000	Soya sauce sweet, salt and other	443.274	3.081.010	403.184	2.641.080
2103200000	Tomato ketchup and other tomato sauces	72.223	223.577	126.440	353.840
2103300000	Mustard flour & meal & prepared mustard	70.609	197.295	64.240	164.286
2103901000	Chilli sauce	182.986	863.581	215.691	1.189.041
2103902000	Mixed condiments and mixed seasonings,incluing belachan	29.861	248.025	124.546	864.179
2103903000	Fish sauce	99.272	447.257	66.474	306.242
2103909000	Other sauces and preparations therefor;mustard flour & meal & prepared mustan	550.032	3.108.438	1.525.026	8.057.421
2104101000	Soups and broths & preparation thereforcontaining meat	0	47.648	0	66.812
2104109000	Soups and broths & preparation therefor,not containing meat	112.954	346.707	176.627	632.006
2104201000	Homogenised composite food preparations,containing meat	0	12	0	52
2104209000	Homogenised composite food preparations,not containing meat	0	20.681	0	64.330
2105000000	Ice cream and other edible ice, whetheror not containing cocoa	98.917	569.032	436.595	2.241.633
2106100000	Protein concentrates and texturedprotein substances	397.423	1.622.759	724.760	2.872.017
2106901000	Dried bean curd and bean curd sticks	1	504	42	2.244
2106902000	Flavoured or colored syrups	61.376	333.171	232.426	1.026.284
2106903000	Non-dairy creamer	3.421.726	18.587.941	5.080.785	28.551.222
2106904000	Autolysed yeast preparations	53.591	209.397	590.160	2.384.170
2106905100	Non-alcoholic prep used as raw materialto make composite concentrates bevera	14.993	101.861	132.302	621.478
2106905200	Non-alcoholic comp concentrates for simpdilution with water to make beverages	329.558	1.779.843	2.304.887	14.844.986
2106905300	Ginseng based products, non-alcoholicpreparations use for making beverages	0	13.444	0	29.674
2106905900	Other non-alcoholic preparations usefor making beverages	165.199	976.152	625.174	3.050.888
2106906900	Other alcoholic preparations	10	62	1.246	7.410
2106907000	Preparations vitamins or minerals, medic food and oth.food supplements	280.763	1.243.485	3.728.921	23.538.851
2106908000	Mixtures of chemicals foodstuffs or subwith nutritive value, used for food proc	406.792	2.301.322	3.441.345	20.772.160

**I.3. IMPOR MENURUT KOMODITI / IMPORT BY HS COMMODITY**  
**\*\*\* JUNI / JUNE 2009 \*\*\***

H S	Uraian Komoditi Commodity Description	Berat Bersih / Net Weight (Kg)		Nilai / Value C.I.F (US\$)	
		Bulan ini	Kumulatif	Bulan ini	Kumulatif
		Current Month	Cum.Jan. to date	Current Month	Cum.Jan. to date
2106909100	Fortificant premixes	6.965	65.097	192.509	1.250.820
2106909200	Ginseng based preparations	689	16.254	39.184	90.750
2106909400	Other preparations for infant use	4.544	43.583	191.675	1.055.863
2106909900	Other food preparations not elsewhere specified or included	459.873	5.869.494	1.998.306	19.644.987
2201100000	Mineral waters and aerated waters	60.758	631.856	36.987	461.529
2201909000	Other mineral waters or artificial	57.574	57.577	22.495	22.615
2202101000	Sparkling mineral waters and aerated waters, flavoured	30.493	797.688	20.402	375.695
2202109000	Other mineral water, containing added sugar/sweetening or flavoured	2.817.022	8.086.712	1.830.588	5.058.174
2202901000	Flavoured uht milk drink	26.494	466.563	35.634	395.957
2202902000	Soya milk drink	484.617	1.753.271	292.038	993.429
2202903000	Non-aerated beverage ready for immediate consumption without dilution	2.512.865	8.572.897	1.296.180	5.294.974
2202909000	Oth non-alcoholic beverages, excluding fruit or vegetable juices	3.164.414	18.649.252	1.623.541	11.403.856
2203009000	Other beer made from malt, including ale	5.628	21.432	10.244	41.937
2204100000	Sparkling wine	0	465	0	783
2204211100	Wine, in containers <= 2 l, alcoholic strength by volume <= 15%	0	80	0	351
2204211200	Wine, in containers <= 2 l, alcoholic strength by volume > 15%	0	9	0	65
2204212100	Grape must, in container <= 2 l, alcoholic strength by volume <= 15%	7.707	14.845	22.532	62.409
2204291100	Wine, in containers > 2 l, alcoholic strength by volume <= 15%	0	268	0	283
2205902000	Vermouth & oth wine, in container > 2 l, alcoholic strength by volume > 15%	0	18	0	112
2206002000	Sake (rice wine)	0	50	0	302
2207100000	Undenatured ethyl alcohol of alcoholic strength by volume of >= 80%	1.090	8.660	8.452	53.598
2207201100	Ethyl alcohol of an alcoholic strength by volume of > 99%	0	15.696	0	33.302
2207201900	Oth denatured ethyl alcohol, including methylate spirits	0	1.139	0	6.144
2207209000	Other ethyl alcohol and other spirits	1.844	4.896	2.217	9.234
2208203000	Other spirits of an alcoholic strength by volume not exceeding 46% vol	0	12	0	90
2208204000	Other spirits of an alcoholic strength by volume exceeding 46% vol	0	6.953	0	92.939
2208301000	Whiskies of an alcoholic strength by volume not exceeding 46% vol	4	9.515	119	89.254
2208501000	Gin & geneva of an alcoholic strength by volume not exceeding 46% vol	0	690	0	4.408
2208601000	Vodka of an alcoholic strength by volume not exceeding 46% vol	0	1.232	0	7.761
2208602000	Vodka of an alcoholic strength by volume exceeding 46% vol	0	143	0	1.911
2208901000	Medicated samsu of alcoholic strength by volume <= 40%	0	1	0	633
2208909000	Other spirituous beverages	0	6	0	4
2209000000	Vinegar and substitutes for vinegar obtained from acetic acid	45.304	252.807	37.551	258.948
2301100000	Flours, meals & pellets, of meat / meat offal; unfit for human consumption; greaves	7.738.537	29.881.465	4.612.178	15.911.775
2301200000	Flours, meals & pellets, of fish/crustacean, molluscs/other aquatic invertebrates	6.276.257	26.492.390	5.357.877	22.082.875
2302100000	Bran, sharps and other residues of maize (corn)	106.593	378.791	82.179	236.604
2302300000	Bran, sharps and other residues of wheat	355.775	1.061.942	128.076	357.432
2302401000	Bran, sharps and other residues of rice	50.000	50.000	9.000	9.000
2302409000	Bran, sharps and other residues of other cereals	0	9.001	0	45.010
2302500000	Bran, sharps and other residues of leguminous plants	37.500	225.000	20.244	115.282
2303109000	Other residues of starch and similar residues	17.601.065	49.736.608	10.474.933	28.091.189
2303300000	Brewing or distilling dregs and waste	9.179.544	50.279.739	1.956.066	10.620.958
2304000000	Oil-cake & other solid residues, in pellet form, from the extract of soyabean oil	223.113.978	1.048.419.021	101.596.616	419.135.678
2305000000	Oil-cake & other solid residues, in pellet form, from the extract of ground-nut oil	298.140	1.747.603	122.237	548.729
2306300000	Oil-cake and other solid residues of sunflower seeds	0	509.000	0	115.542
2306410000	Oil-cake and other solid residues of flax seed or rapeseed	24.532.124	74.101.652	6.027.319	16.553.700
2306490000	Other oil-cake and other solid residues of rapeseed or colza seeds	1.358.430	5.812.340	350.211	1.275.026
2306500000	Oil-cake and other solid residues of coconut/copra manual/mechanic process	0	18.000	0	564
2306600000	Oil-cake and other solid residues of palm nuts or kernels	74.720	659.500	19.900	155.996
2306902000	Oil-cake and other solid residues of maize (corn) germ	2.500.547	6.615.736	969.609	2.946.734
2306909000	Other oil-cake and other solid residues	2.393.615	10.877.577	401.488	1.797.070
2307000000	Wine lees; argol	0	201	0	3.453
2308000000	Vegetable materials and waste, residues of a kind used in animal feeding	55.108	167.149	49.307	112.807
2309101000	Dog or cat food, put up for retail sale, containing meat	730.295	3.162.524	664.606	2.879.114
2309109000	Dog or cat food, put up for retail sale, not containing meat	736.829	3.528.190	956.866	4.121.410
2309901100	Complete feed for poultry	127.503	1.307.304	70.695	790.146
2309901200	Complete feed for swine	10.202	7.827.360	95.422	1.848.900
2309901300	Complete feed for prawn feed	675.371	2.642.789	746.755	3.438.250
2309901900	Other complete feed	10.348	125.228	12.873	243.707
2309902000	Premixes, feed supplements and feed additives for animal	3.726.270	14.301.823	11.100.777	44.653.087
2309903000	Other preparations of a kind used in animal feeding, containing meat	24.891.734	118.387.661	13.511.780	55.630.864
2309909000	Other preparations of a kind used in animal feeding, not containing meat	17.456.742	82.707.901	9.769.006	42.700.563
2401101000	Virginia tobacco, not stemmed/stripped, flue-cured	295.469	2.130.941	1.457.350	11.769.231
2401102000	Virginia tobacco, not stemmed/stripped, not flue-cured	0	1.120	0	13.707
2401103000	Other tobacco, not stemmed/stripped, flue-cured	0	722.475	0	4.654.848
2401109000	Other tobacco, not stemmed/stripped, not flue-cured	31.735	497.219	245.164	8.049.353
2401201000	Virginia tobacco, partly/wholly stemmed/stripped, flue-cured	891.200	8.363.979	3.770.648	50.629.441
2401202000	Virginia tobacco, partly/wholly stemmed/stripped, not flue-cured	30	20.580	474	158.743
2401203000	Oriental tobacco, partly/wholly stemmed/stripped	1.362.870	4.293.773	6.424.241	22.005.073
2401204000	Burley tobacco, partly/wholly stemmed/stripped	0	400	0	3.467
2401205000	Other tobacco, partly/wholly stemmed/stripped, flue-cured	0	3.005.838	0	12.124.005
2401209000	Other tobacco, partly/wholly stemmed/stripped, not flue-cured	20.443	552.674	268.332	3.684.714
2401301000	Tobacco stems	12.000	32.609	18.000	89.987

**I.3. IMPOR MENURUT KOMODITI / IMPORT BY HS COMMODITY**  
**\*\*\* JUNI / JUNE 2009 \*\*\***

H S	Uraian Komoditi Commodity Description	Berat Bersih / Net Weight (Kg)		Nilai / Value C.I.F (US\$)	
		Bulan ini Current Month	Kumulatif Cum.Jan. to date	Bulan ini Current Month	Kumulatif Cum.Jan. to date
2401309000	Other tobacco refuse	39	124.565	13	262.984
2402100000	Cigars, cheroots and cigarillos,containing tobacco	1.084	16.321	10.870	494.536
2402209010	Cigarettes tobacco	0	21.440	0	164.698
2402209090	Other cigarettes containing tobacco	3.789	72.421	75.948	1.356.437
2402901000	Cigars, cheroots and cigarillos oftobacco substitutes	0	620	0	47.288
2402902000	Cigarettes of tobacco substitutes	0	2.478	0	136.292
2403101900	Other smoking tobacco, packed for retailsale	0	1.231	0	53.156
2403102100	Blended tobacco, for cigarette making	556.570	4.113.741	3.968.621	29.609.329
2403102900	Oth manufactures tobacco for cigarettmaking	4.470	20.565	19.689	99.248
2403109000	Other smoking tobacco, whether or notcontaining tobacco substitutes	0	243.606	0	966.071
2403910000	Homogenised or reconstituted tobacco	3.563	30.997	38.724	376.481
2403991000	Tobacco extracts and essences	43	20.508	53.355	313.645
2403999000	Oth manufactures tobacco & manufacturedtobacco substitutes	26	47.976	403	71.536
2501001000	Table salt	23.001	23.120	3.161	4.033
2501004100	Oth salt cont. at least 94.7% sodium chl a dry basis ,in package netto < 45 kg	48.283	748.434	20.867	251.372
2501004900	Oth salt cont. at least 94.7% sodium chl a dry basis ,in package netto < 45 kg	185.412.086	804.566.185	10.687.329	43.082.698
2501005000	Sea water	0	23	0	50
2501009000	Other salt	12.402	24.416	47.769	87.999
2502000000	Unroasted iron pyrites	600.000	600.000	69.000	69.000
2503000000	Sulphur of all kinds, oth than sublimed,precipitated and colloidal sulphur	4.325.530	79.472.353	695.646	18.819.809
2504100000	Natural graphite, in powder or in flakes	124.854	679.013	104.547	468.852
2504900000	Natural graphite, in other form	208.214	857.548	65.187	338.724
2505100000	Silica sands and quartz sands	6.152.368	24.872.422	470.076	1.586.031
2505900000	Other natural sands,whether/not coloredother than metal-bearing sands	768.337	6.812.028	163.056	955.858
2506100000	Quartz	1.290.716	2.481.954	103.376	274.856
2506200000	Quartzite	19.228	91.620	14.632	76.390
2507000000	Kaolin and other kaolinic clays,whetheror not calcined	6.056.034	40.688.126	1.591.053	10.387.023
2508100000	Bentonite	16.654.820	103.761.803	1.525.304	8.195.163
2508300000	Fire-clay	240.834	1.147.284	117.370	590.422
2508400000	Other clays	3.351.705	14.170.790	616.655	3.458.330
2508500000	Andalusite, kyanite and sillimanite	0	304.087	0	132.186
2508600000	Mullite	370.000	1.769.496	184.402	920.841
2508700000	Chamotte or dinas earths	330.426	1.683.994	154.601	811.370
2509000000	Chalk	146.958	280.117	47.801	139.812
2510109000	Other natural calcium phosphates,naturaaluminium calcium phosphates, ungrou	133.167.021	394.959.267	23.026.473	99.605.527
2510201000	Apatite, ground	12.957	54.957	32.200	73.240
2510209000	Other natural calcium phosphates,naturaaluminium calcium phosphates, grounc	0	5.205	0	15.625
2511100000	Natural barium sulphate (barytes)	3.677.582	34.447.427	1.217.980	4.181.592
2511200000	Natural barium carbonate (witherite)	2	127	34	331
2512000000	Siliceous fossil meals and similarsiliceous earths	492.303	2.024.715	266.938	1.169.596
2513100000	Pumice stone	1.182	16.235	8.636	66.350
2513200000	Emery, natural corundum, natural garnetand other natural abrasives	1.042.023	7.574.198	409.061	2.827.426
2514000000	Slate, whether or not roughly trimmedor merely cut	180	47.872	871	14.192
2515110000	Marble and travertine, crude or roughlytrimmed	186.824	263.299	54.301	69.387
2515121000	Marble and travertine, merely cut intoblocks	1.336.673	4.338.095	176.176	659.575
2515122000	Marble and travertine, merely cut intoslabs	1.908.759	8.816.331	717.982	3.091.286
2515200000	Ecaussine & other calcareous monumentalor building stone; alabaster	0	35	0	198
2516110000	Granite, crude or roughly trimmed	23.200	60.064	2.501	57.797
2516121000	Granite, merely cut into blocks	526.790	1.167.521	72.395	202.018
2516122000	Granite, merely cut into slabs	1.921.471	10.602.201	603.224	3.397.678
2516200000	Sandstone	40.000	287.987	20.998	99.430
2516900000	Other monumental or building stone	21.146	170.625	7.909	65.515
2517100000	Pebbles, gravel, broken/crushed stonewhether or not heat treated	393.507	3.145.531	67.917	875.742
2517300000	Tarred macadam	0	62	0	33
2517410000	Granules, chippings and powder of marblewhether or not heat trated	634	32.120.913	2.922	673.567
2517490000	Granules, chippings & powder of stones owhethet or not heat treated	32.373	1.264.678	3.183	481.713
2518100000	Dolomite, not calcined or sintered	0	60.000	0	10.980
2518200000	Dolomite, calcined or sintered	43.844	342.422	10.516	75.068
2518300000	Dolomite, ramming mix	871.800	1.951.800	100.422	343.422
2519100000	Natural magnesium carbonate (magnesite)	0	2.845.461	0	614.495
2519900000	Fused magnesia; dead-burned magnesia	772.549	3.719.418	505.899	1.953.872
2520100000	Gypsum, anhydrite	106.462.000	432.798.611	3.258.588	13.158.235
2520201000	Plasters, for use in dentistry	0	170.608	0	63.652
2520209000	Other plasters	1.896.199	38.753.215	527.059	4.732.394
2521000000	Limestone flux; limestone and othercalcareous stone	15.060.560	38.836.376	678.536	2.238.062
2522100000	Quicklime	115.000	4.672.484	10.350	541.545
2522200000	Slaked lime	462.538	4.243.163	109.770	670.776
2522300000	Hydraulic lime	25.047	25.579	6.865	8.631
2523101000	Cement clinkers, for white cement	0	21.068.272	0	1.138.181
2523109000	Other cement clinkers	15.913.490	22.245.960	723.258	1.076.489
2523210000	Portland cement, white cement, whetheror not artificially colored	76	35.381	824	32.538
2523291000	Portland cement, colored cement	103.202.000	473.579.220	4.758.058	23.105.053
2523299000	Other portland cements	10.114.003	172.148.867	472.016	9.412.957

**I.3. IMPOR MENURUT KOMODITI / IMPORT BY HS COMMODITY**  
**\*\*\* JUNI / JUNE 2009 \*\*\***

H S	Uraian Komoditi Commodity Description	Berat Bersih / Net Weight (Kg)		Nilai / Value C.I.F (US\$)	
		Bulan ini Current Month	Kumulatif Cum.Jan. to date	Bulan ini Current Month	Kumulatif Cum.Jan. to date
2523300000	Aluminous cement	182.841	1.270.846	149.644	838.826
2523900000	Other hydraulic cements	18.650.217	120.372.912	884.833	5.975.892
2524900010	Chrysotile	5.617.475	39.437.393	2.590.128	17.955.567
2524900090	Other asbestos, crococolite & chrysolite	451	922	352	1.065
2525100000	Crude mica and mica rifted into sheetsor splittings	24.904	198.189	11.864	114.356
2525200000	Mica powder	139.594	874.137	248.419	1.130.188
2526100000	Natural steatite, not crushed, notpowdered	240.600	2.289.438	21.250	201.375
2526201000	Talc powder, crushed or powdered	7.664.046	48.615.252	1.131.872	5.560.823
2526209000	Oth natural steative, crushed/powdered	654.552	7.464.432	105.940	718.496
2528900000	Natural boric acid containing not morethan 85% of h3bo3 on the dry weight	54.075	904.420	29.620	666.630
2529100000	Felspar	5.352.304	87.078.252	610.853	6.329.805
2529210000	Fluorspar, containing by weight 97% orless of calcium fluoride	0	289.802	0	94.839
2529220000	Fluorspar, containing by weight morethan 97% of calcium fluoride	47.515	294.015	20.934	162.440
2529300000	Leucite; nepheline & nepheline syenite	331.306	1.319.862	95.901	440.967
2530100000	Vermiculite, perlite and chlorites,unexpanded	239.788	1.395.429	96.463	512.253
2530201000	Kieserite	18.905.800	41.301.663	2.427.776	5.320.324
2530202000	Epsomite	0	10	0	141
2530900000	Other mineral substances not elsewherespecified or included	1.582.331	10.225.909	396.286	2.721.361
2601110000	Iron ores and concentrates, other thanroasted iron pyrites :non agglomerated	150.752.855	467.277.149	20.065.802	80.256.002
2601120000	Iron ores and concentrates, other thanroasted iron pyrites :agglomerated	0	289.440	0	93.319
2601200000	Roasted iron pyrites	28.283	263.087	30.648	140.286
2602000000	Manganese ores & concentrates,includingferruginous manganese, m.content >=	27.274	127.541	37.586	193.943
2603000000	Copper ores and concentrates	419	10.006.728	3.138	14.374.073
2604000000	Nickel ores and concentrates	0	379	0	1.294
2605000000	Cobalt ores and concentrates	5.040	8.040	172.771	260.371
2606000000	Aluminium ores and concentrates	116.262	460.757	76.542	376.299
2607000000	Lead ores and concentrates	126.300	1.405.497	67.926	789.340
2608000000	Zinc ores and concentrates	851	24.921	16.703	46.126
2609000000	Tin ores and concentrates	301	99.829	5.714	84.939
2610000000	Chromium ores and concentrates	0	1	0	1.238
2612100000	Uranium ores and concentrates	0	2	0	6
2613900000	Molybdenum ores and concentrates,other than roasted	0	11	0	332
2614001000	Titanium ores and concentrates,ilmenite ores and concentrates	0	4.448	0	11.500
2614009000	Titanium ores and concentrates,other than ilmenite ores & concentrates	40.000	967.353	26.240	725.736
2615100000	Zirconium ores and concentrates	1.518.514	6.003.726	1.669.027	6.613.690
2615900000	Other niobium, tantalum ores andconcentrates vanadium or zirconium ores	20.506	338.380	25.710	381.779
2616900000	Precious metal ores other than silverores	0	64	0	1.327
2617100000	Antimony ores and concentrates	3.042	21.544	24.929	118.808
2617900000	Other ores and concentrates.	0	43.682	0	23.756
2618000000	Granulated slag (slag sand)from themanufacture of iron or steel	1.035	253.020	1.136	36.265
2619000000	Slag,dross (not granula slag),& othwaste from the manufac. of iron or steel	0	898.851	0	89.103
2620110000	Ash & residues containing mainly zinc,hard zinc spelter	0	13	0	191
2620190000	Ash & residues containing mainly zinc,other than hard zinc spelter	0	221	0	4.930
2620290000	Ash & residues containing mainly lead,other than leaded gasoline sludges	0	16	0	7.160
2620910000	Ash & residues containing antimony,beryllium cadmium chromium or their mix	472	498	3.725	4.488
2621900000	Seaweed ash (kelp)	0	14.212	0	11.931
2701110000	Anthracite	2.421.380	46.771.606	555.075	13.370.407
2701121000	Bituminous coal: coking coal	0	18	0	242
2701129000	Bituminous coal: other than coking coal	0	7.851	0	4.117
2701190000	Other coal	108.138	470.309	121.117	495.485
2701200000	Briquettes,ovoids & similar solid fuelsmanufactured from coal	0	9.950	0	5.878
2702100000	Lignite, whether or not pulverised, butnot agglomerated	11.434	30.020	39.580	72.323
2702200000	Agglomerated lignite	19.470	283.930	40.681	591.340
2703001000	Peat, whether or not compressed intobales, but not agglomerated	0	124.077	0	24.117
2703002000	Agglomerated peat	28.820	75.840	6.017	13.547
2704001000	Coke & semi-coke of coal	1.222.731	18.629.119	383.936	5.901.558
2704003000	Retort carbon	1.700.000	5.337.537	311.000	1.121.176
2705000000	Coal gas, water gas, producer gas andsimilar gases other than petroleum gas	12	509	1.011	7.534
2706000000	Tar distilled from coal,from lignite orfrom peat & other mineral tars	110.361	604.234	65.691	365.854
2707100000	Benzol (benzene)	0	3.948	0	21.884
2707200000	Toluol (toluene)	1.173	1.786	1.411	5.682
2707300000	Xylol (xylenes)	186	7.672	1.480	37.140
2707400000	Napthalene	4.109	33.287	14.807	173.104
2707500000	Oth. aromatic hydrocarbon mix.of >= 65%by volume,distils at 250.c, astm d 86 m	1.836.035	10.567.731	1.308.085	6.998.613
2707910000	Creosote oils	0	33.030	0	53.013
2707992000	Carbon black feedstock	0	14	0	520
2707999000	Other products of the distilled of hightemperature coal tar	360.663	3.837.442	379.839	3.234.327
2708100000	Pitch	3.278.322	13.008.339	1.796.078	7.225.508
2708200000	Pitch coke	0	5.701.000	0	4.062.672
2709001000	Crude petroleum oil	1.319.857.783	7.097.815.861	623.987.446	2.837.328.537
2709002000	Condensate	66	58.948	267	58.111
2709009000	Other petroleum oil, crude	0	155.030	0	190.265
2710111100	Motor spirit, premium leaded	16.995	25.790	22.773	38.954



**I.3. IMPOR MENURUT KOMODITI / IMPORT BY HS COMMODITY**  
**\*\*\* JUNI / JUNE 2009 \*\*\***

H S	Uraian Komoditi Commodity Description	Berat Bersih / Net Weight (Kg)		Nilai / Value C.I.F (US\$)	
		Bulan ini Current Month	Kumulatif Cum.Jan. to date	Bulan ini Current Month	Kumulatif Cum.Jan. to date
271011200	Motor spirit, premium unleaded	484.695.267	3.584.689.157	310.259.085	1.828.204.060
271011400	Motor spirit, regular unleaded	18.661.793	98.558.888	11.381.470	51.021.264
271011500	Other motor spirit, leaded	0	16.970	0	18.641
271011600	Other motor spirit, unleaded	45.564.147	314.065.522	29.384.158	177.279.051
271012000	Aviation spirit	0	6.961	0	32.822
271013000	Tetrapropylene	2	267.486	538	284.638
271014000	White spirit	561.893	2.566.726	393.189	1.904.160
271015000	Low aromatic solvents containing byweight <= 1 % aromatic content	282.714	4.473.388	395.806	4.306.523
271016000	Other solvent spirits	304	840.253	1.168	792.847
271017000	Naphtha, reformat or preparations forpreparing spirits	30.026.803	533.176.302	16.893.625	223.443.304
271019000	Other petroleum oil, light oil & otherthan crude	983.828	8.145.369	1.103.130	7.804.809
271019130	Aviation turbine fuel (jet fuel) havinga flash point of not less than 23-c	216.448	249.586	245.870	367.788
271019140	Aviation turbine fuel (jet fuel) havinga flash point of less than 23-c	0	85.363.992	0	41.252.725
271019160	Kerosene	30	3.493	200	18.316
271019190	Other medium oils and preparations	11.120.949	41.591.964	9.404.734	33.684.087
271019200	Topped crudes	59.373	341.212	73.619	413.659
271019300	Carbon black feedstock oil	15.746	18.595.259	120.845	6.566.157
271019410	Lubricating oil basestock	9.866.509	37.977.238	7.323.013	28.231.026
271019420	Lubricating oils for aircraft engines	540	3.879	3.021	27.052
271019430	Other lubricating oils	6.833.825	48.592.548	11.900.151	91.498.512
271019440	Lubricating greases	985.645	4.462.249	2.460.853	12.809.162
2710195000	Hydraulic brake fluid	44	20.282	256	99.547
2710196000	Transformer and circuit breakers oils	310.863	2.625.067	274.644	2.982.693
2710197100	High speed diesel fuel	564.088.763	2.999.109.514	324.307.664	1.419.866.577
2710197200	Other diesel fuel	11.208.340	96.259.297	6.140.326	40.275.129
2710197900	Other fuel oils	107.635.320	553.160.317	43.346.701	186.141.174
2710199000	Oth petroleum oils & oils obtained frombituminous minerals (other than crude)	744.399	4.681.751	957.674	6.482.681
2710990000	Other waste oils	18.012	80.277	25.986	144.288
2711120000	Liquid propane	18.408.881	316.477.955	7.601.930	143.244.544
2711130000	Liquid butanes	18.151.457	270.806.899	8.582.048	120.891.406
2711149000	Liquid propylene, butylene & butadiene	0	42.714	0	91.630
2711190000	Other liquid petroleum gas	0	52.435.380	0	26.646.422
2711210000	Natural gas in gaseous state	0	103	0	7.553
2711290000	Other petroleum gas in gaseous state	33	23.020	5.804	62.961
2712100000	Petroleum jelly	128.545	1.110.101	219.216	1.825.781
2712200000	Paraffin wax containing by weight less than 0.75% of oil	399.029	1.163.347	438.740	1.280.054
2712901000	Other paraffin wax	2.215.623	7.384.041	2.258.638	7.352.984
2712909000	Microcrystalline petroleum wax, slackwax, ozokerite, lignite wax, peat wax	437.223	1.709.526	740.846	3.021.604
2713110000	Petroleum coke, not calcined	4.582.226	19.304.281	2.790.928	8.260.317
2713120000	Petroleum coke, calcined	9.313.645	38.257.228	4.172.470	20.354.919
2713200000	Petroleum bitumen	34.639.254	187.802.721	13.417.720	70.221.769
2713900000	Other residues of petroleum oils or ofoils obtained from bituminous minerals	1.975.617	5.111.018	1.024.376	2.734.663
2714100000	Bitumen and asphalt, natural bituminousor oil shale and tar sands	251	11.691	630	8.429
2714900000	Bitumen and asphalt, natural asphaltitesand asphaltic rocks	2.394.324	24.049.811	1.011.865	11.679.431
2715000000	Bituminous mix. based on natur. asphalt on natur. bitumen, on petroleum bitumen	33.519	232.070	91.614	592.952
2801100000	Chlorine	164.981	782.225	178.664	656.672
2801200000	Iodine	53	1.589	3.657	40.358
2801300000	Fluorine; bromine	5.304	11.564	11.073	25.229
2802000000	Sulphur, sublimed or precipitated, collodial sulphur	365.312	6.446.790	131.863	867.077
2803001000	Rubber grade carbon black	6.339.572	32.344.004	4.667.818	27.112.408
2803002000	Acetylene black	657.901	2.260.805	1.008.042	4.550.628
2803003000	Other carbon blacks	1.071.715	6.685.475	1.028.411	6.678.551
2803009000	Other carbon	804.233	3.663.741	1.076.668	3.949.547
2804100000	Hydrogen	100.459	465.877	863.865	1.013.490
2804210000	Argon	358.272	1.542.026	262.890	1.104.744
2804290000	Other rare gases	214.531	1.471.465	170.455	1.890.423
2804300000	Nitrogen	958.778	5.780.051	161.786	1.168.433
2804400000	Oxygen	2.209.771	13.278.023	522.033	4.414.387
2804500000	Boron; tellurium	0	33	0	216
2804610000	Silicon, containing by weight >= 99.99%	1.219	31.884	3.572	67.823
2804690000	Silicon, containing by weight < 99.99%	644.826	2.009.478	1.040.606	3.480.282
2804700000	Phosphorus	4.155	81.932	42.487	1.476.479
2804800000	Arsenic	0	33.000	0	35.313
2804900000	Selenium	1.714	4.776	63.392	209.843
2805110000	Sodium	32.610	221.064	92.961	759.381
2805120000	Calcium	1.895	205.177	8.040	950.732
2805190000	Other alkali or alkaline-earth metals	461.798	1.153.475	510.286	1.582.543
2805300000	Rare-earth metals, scandium & yttrium whether or not intermixed or interalloy	0	13	0	17
2805400000	Mercury	1.103	4.193	27.523	106.464
2806100000	Hydrogen chloride (hydrochloric acid)	21.001	367.222	5.267	350.312
2806200000	Chlorosulphuric acid	0	3	0	186
2807000000	Sulphuric acid; oleum.	7.000.341	55.452.951	631.853	2.362.184
2808000000	Nitric acid; sulphonitric acids	787.196	4.967.539	382.230	2.120.688

**I.3. IMPOR MENURUT KOMODITI / IMPORT BY HS COMMODITY**  
**\*\*\* JUNI / JUNE 2009 \*\*\***

H S	Uraian Komoditi Commodity Description	Berat Bersih / Net Weight (Kg)		Nilai / Value C.I.F (US\$)	
		Bulan ini Current Month	Kumulatif Cum.Jan. to date	Bulan ini Current Month	Kumulatif Cum.Jan. to date
2809100000	Diphosphorus pentaoxide	9.749	21.563	17.220	48.534
2809203000	Phosphoric acids, hypophoric acids and hypophosphoric acids	736.420	3.732.034	517.485	2.789.518
2809209000	Oth phosphoric acids, hypophoric acids and hypophosphoric acids	1.649.340	12.375.288	1.184.224	8.619.234
2810000000	Oxide of boron; boric acids	338.800	1.044.479	256.448	818.486
2811110000	Hydrogen fluoride (hydrofluoric acid)	21.081	155.991	13.839	303.489
2811191000	Arsenic acid	520.520	899.476	232.751	421.083
2811199000	Other inorganic acids	367	391.332	7.505	438.658
2811210000	Carbon dioxide	337.191	1.506.875	123.116	989.936
2811221000	Silica powder	1.888.980	7.293.211	1.584.359	6.881.175
2811229000	Silicon dioxide, other form	752.734	3.767.568	821.795	4.326.501
2811291000	Diarsenic pentaoxide	0	7.356	0	12.380
2811299000	Other inorganic oxygen compounds of non metals	53.936	509.635	101.195	760.802
2812100000	Chlorides and chloride oxides	16.006	16.052	26.145	27.532
2812900000	Other halides and halide oxides of nonmetals	11.847	20.799	107.790	138.706
2813100000	Carbon disulphide	326.260	1.073.650	248.294	915.253
2813900000	Other sulphides of non-metal	0	32	0	1.045
2814100000	Anhydrous ammonia	1.078	34.054.448	9.538	6.324.146
2814200000	Ammonia in aqueous solution	9.113	48.699	19.618	92.545
2815110000	Sodium hydroxide (caustic soda), solid	299.440	1.395.568	158.776	718.496
2815120000	Sodium hydroxide (caustic soda), in aqueous solution (lye or liquid soda)	458.656	1.225.774	256.229	815.272
2815200000	Potassium hydroxide (caustic potash)	1.272.317	3.968.935	1.586.070	5.438.500
2815300000	Peroxides of sodium or potassium	6.993	29.471	9.436	71.557
2816100000	Hydroxide and peroxide of magnesium	21.178	1.074.891	74.790	999.907
2816400000	Oxides, hydroxides & peroxides, of strontium or barium	11	175.167	154	82.321
2817001000	Zinc oxide	384.870	2.365.198	598.835	3.518.750
2817002000	Zinc peroxide	19.323	158.015	24.280	228.844
2818100000	Artificial corundum, whether or not chemically defined	121.748	593.392	140.080	614.641
2818200000	Aluminium oxide, other than artificial corundum	22.508.820	208.657.709	5.330.268	58.731.058
2818300000	Aluminium hydroxide	11.017.624	40.211.970	3.121.438	11.496.751
2819100000	Chromium trioxide	118.887	215.097	408.768	780.484
2819900000	Other chromium oxides and hydroxides	30.355	83.556	156.703	368.833
2820100000	Manganese dioxide	1.829.682	8.860.375	3.152.943	16.166.751
2820900000	Other manganese dioxide	434.525	954.905	701.579	1.398.301
2821100000	Iron oxides and hydroxides	820.533	5.855.161	691.574	2.948.253
2821200000	Earth colors	125	175	1.452	2.182
2822000000	Cobalt oxides and hydroxides, commercial	6.197	55.322	40.560	788.377
2823000000	Titanium oxides.	1.178.075	4.235.015	2.638.400	9.361.143
2824100000	Lead monoxide (litharge, massicot)	18.799	196.493	72.268	437.816
2824900000	Other lead monoxide	714	41.069	4.340	121.846
2825100000	Hydrazine, hydroxylamine, inorganic salt	23.570	253.920	84.070	878.901
2825200000	Lithium oxide and hydroxide	20.754	26.465	225.049	357.937
2825300000	Vanadium oxides and hydroxides	1	602	97	11.341
2825400000	Nickel oxides and hydroxides	9.497	47.899	114.263	546.694
2825500000	Copper oxides and hydroxides	67.180	191.218	280.189	838.661
2825600000	Germanium oxides and zirconium dioxide	0	8.093	0	38.023
2825700000	Molybdenum oxides and hydroxides	0	28	0	497
2825800000	Antimony oxides	115.963	338.133	648.555	1.734.894
2825900000	Other inorganic bases	76.600	1.795.127	342.598	2.233.338
2826120000	Fluorides of aluminium	0	172.000	0	218.892
2826190000	Other fluorides	104.381	445.371	108.792	456.589
2826300000	Sodium hexafluoroaluminate (synthetic cryolite)	2.010	9.605	5.472	26.707
2826900000	Other complex fluorine salt.	122.032	443.030	321.532	1.080.701
2827100000	Ammonium chloride	134.556	1.963.849	51.115	758.238
2827201000	Calcium chloride, commercial grades	23.925	1.176.735	4.611	255.075
2827209000	Calcium chloride, not commercial grades	1.107.928	6.537.673	312.110	1.844.270
2827310000	Other chlorides of magnesium	19.592	276.752	38.508	155.798
2827320000	Other chlorides of aluminium	649.136	3.982.853	306.891	1.551.566
2827350000	Other chlorides of nickel	14.146	85.755	55.950	285.299
2827390010	Other chlorides of zinc	70.460	656.635	74.964	517.352
2827390090	Other chlorides of iron, cobalt and of other materials	165.354	747.679	251.679	619.467
2827410000	Chloride oxides & chloride hydroxides, of copper	5.989	15.589	10.579	40.594
2827490000	Other chloride oxides & chloride hydroxides	219.699	805.546	200.131	813.955
2827510000	Bromides of sodium or of potassium	38	31.024	339	71.030
2827590000	Other bromides	1.753	18.243	15.293	175.656
2827600000	Iodides and iodide oxides	4.795	64.586	53.825	216.291
2828100000	Commercial calcium hypochlorite & other calcium hypochlorites	628.849	1.880.681	614.505	1.908.550
2828901000	Sodium hypochlorite	1.419	42.258	1.282	39.314
2828909000	Other hypochlorite	210.953	579.783	291.280	1.039.833
2829110000	Chlorates of sodium	94.359	545.359	134.959	771.193
2829190000	Other chlorates	216.002	898.096	291.463	1.003.460
2829900000	Bromat dan perbromat, iodat & periodat	2.892	130.345	55.264	564.382
2830100000	Sodium sulphides	549.730	2.112.588	301.076	1.119.602
2830900000	Other sulphides	22.898	665.211	15.973	330.873

**I.3. IMPOR MENURUT KOMODITI / IMPORT BY HS COMMODITY**  
**\*\*\* JUNI / JUNE 2009 \*\*\***

H S	Uraian Komoditi Commodity Description	Berat Bersih / Net Weight (Kg)		Nilai / Value C.I.F (US\$)	
		Bulan ini Current Month	Kumulatif Cum.Jan. to date	Bulan ini Current Month	Kumulatif Cum.Jan. to date
2831100000	Dithionites and sulphoxylates of sodium	676.996	3.054.656	567.893	2.534.314
2831900000	Other dithionites and sulphoxylates	18.480	75.394	39.231	164.947
2832100000	Sodium sulphites	817.742	3.813.719	332.537	1.581.169
2832200000	Other sulphites	66.504	172.580	25.116	89.678
2832300000	Thiosulphates	93.468	821.319	34.469	251.454
2833110000	Disodium sulphate	13.788.510	57.100.108	1.485.188	5.912.165
2833190000	Other sodium sulphates	6.660.866	38.112.743	803.858	4.520.579
2833210000	Magnesium sulphate	1.551.333	3.099.621	347.691	693.000
2833221000	Aluminium sulphate :commercial grade	20.000	20.065	27.000	27.132
2833229000	Aluminium sulphate:other grade	220.000	245.216	47.000	63.800
2833240000	Nickel sulphate	148.979	353.904	309.372	1.123.808
2833250000	Copper sulphate	348.641	2.252.783	467.838	3.176.682
2833270000	Barium sulphate	176.082	809.521	135.879	619.160
2833291000	Of chromium or zinc	445.676	1.734.221	711.335	1.596.070
2833292000	Tribasic lead sulphate	47.877	229.519	22.070	234.515
2833299000	Other sulphate of other material	709.067	2.465.340	276.879	1.310.010
2833300000	Alums	140.013	808.643	35.727	212.264
2833400000	Peroxosulphates (persulphates)	17.008	378.919	16.525	408.835
2834100000	Nitrites	387.032	1.259.218	210.808	695.620
2834210000	Nitrates of potassium	131.806	622.501	174.476	720.649
2834290000	Other nitrates	295.677	1.869.175	207.825	1.149.346
2835100000	Phosphinates (hypophosphites) andphosponates (phosphites)	82.066	164.520	190.665	555.795
2835220000	Phosphates of mono- or disodium	139.612	1.455.574	242.533	1.500.761
2835240000	Phosphates of potassium	50.085	946.160	85.684	2.911.772
2835251000	Dicalcium phosphate, feed grade	5.230.000	15.495.200	2.138.212	6.489.922
2835259000	Oth hypophosphites, phosphonates andand phosphates, polyphosphates	1.721.653	4.262.934	864.030	1.982.005
2835260000	Other phosphates of calcium	2.316.925	14.026.749	1.552.346	10.463.111
2835290000	Other phosphates	307.750	1.820.371	398.931	2.268.185
2835310000	Sodium triphosphate (sodiumtripolyphosphate)	3.886.482	16.685.890	3.062.926	13.572.010
2835391000	Tetranatrium pirofosfat	56.941	253.008	77.424	392.892
2835399000	Other polyphosphates	728.856	2.742.576	891.622	4.416.703
2836200000	Disodium carbonate	47.654.199	287.775.543	9.949.942	68.446.665
2836300000	Sodium hydrogencarbonate (sodium bicarbonate)	5.663.260	45.395.492	1.401.334	10.703.122
2836400000	Potassium carbonates	540.214	2.647.956	663.278	3.310.464
2836501000	Calcium carbonate, food or pharmaceu-tical grade	1.383.576	5.835.636	509.850	2.217.956
2836509000	Calcium carbonate, other grade	3.899.210	17.486.009	1.087.929	5.095.899
2836600000	Barium carbonate	147.141	1.410.377	42.523	496.213
2836910000	Lithium carbonates	3.046	78.126	19.260	232.669
2836920000	Strontium carbonate	150	72.154	1.912	36.894
2836990000	Other carbonates	1.454.089	5.857.552	1.189.670	4.536.865
2837110000	Cyanides and cyanide oxides, of sodium	458.000	2.440.055	858.630	4.623.877
2837190000	Other cyanides and cyanide oxides	0	352	0	30.235
2837200000	Complex cyanides	0	21.007	0	25.852
2839110000	Sodium metasilicates	285.490	1.446.288	139.383	609.250
2839191000	Sodium silicates	2.157.817	9.278.470	534.117	2.755.095
2839199000	Other silicates of sodium	517.416	3.702.975	338.391	2.037.565
2839900000	Other silicates; commercial alkali metalsilicates	562.987	1.611.514	695.167	2.601.515
2840190000	Other disodium tetraborate (refinedborax)	3.450.745	7.144.814	2.143.511	4.464.952
2840200000	Other borates	24.000	35.308	13.680	107.518
2840300000	Peroxoborates (perborates)	14.600	104.076	16.673	139.442
2841300000	Sodium dichromate	31.336	194.157	58.470	300.707
2841500000	Other chromates and dichromates,peroxochromates	3.674	24.172	12.761	108.906
2841610000	Potassium permanganate	0	160.933	0	453.107
2841690000	Other manganit	0	478	0	1.508
2841700000	Molybdates	1.668	10.164	28.257	126.466
2841800000	Tungstates (wolframates)	2	7.935	340	22.228
2841900000	Oth salts of oxometallic orperoxometallic acids	20.387	141.562	59.298	780.140
2842100000	Double/complex silicates,includ aluminosilicates w.or not chemical defined	1.381.472	6.269.876	697.077	3.117.213
2842901000	Sodium arsenite	20.000	53.303	18.000	50.197
2842902000	Copper and/or chromium salts	3.000	4.358	9.111	16.703
2842909000	Oth salts of inorganic acids/peroxoacid	76.776	390.933	337.836	1.638.891
2843100000	Colloidal precious metals	1.299	1.299	10.600	10.600
2843210000	Silver nitrate	204	1.263	39.166	143.936
2843290000	Other silver compounds	4.911	5.772	234.598	269.052
2843300000	Gold compounds	30	2.122	556.095	804.997
2843900000	Other amalgams and other compoundcolloidal precious metals	582	1.393	22.403	296.566
2844109000	Ceramic products & mixtures containingnatural uranium	0	3.933	0	563.650
2844401900	Other radioactive elements & isotopes &compounds, radioactive residues	69	69	41.415	41.415
2844409000	Ceramic products & mixtures containingisotop or compound,radioactive residues	758	3.008	108.857	1.124.639
2845100000	Heavy water (deuterium oxide)	0	13	0	61
2845900000	Other isotops other than those heading28.44	501	858	4.414	17.148
2846100000	Cerium compounds	22	2.647	1.833	13.516
2846900000	Other compounds, inorganic or organicof rare-earth metal	1.835	9.244	3.668	41.512

**I.3. IMPOR MENURUT KOMODITI / IMPORT BY HS COMMODITY**  
**\*\*\* JUNI / JUNE 2009 \*\*\***

H S	Uraian Komoditi Commodity Description	Berat Bersih / Net Weight (Kg)		Nilai / Value C.I.F (US\$)	
		Bulan ini Current Month	Kumulatif Cum.Jan. to date	Bulan ini Current Month	Kumulatif Cum.Jan. to date
2847001000	Liquid hydrogen peroxide,whether or notsolidified with urea	696.853	4.324.332	349.052	2.019.475
2847009000	Hydrogen peroxide, whether or notsolidified with urea other form	14.280	198.991	14.438	94.366
2848000000	Phosphides, whether or not chemicallydefined excluding ferrophosphorus.	0	23.133	0	28.641
2849100000	Carbides, whether or not chemicallydefined of calcium	1.226.484	4.867.030	605.805	2.562.750
2849200000	Carbides, whether or not chemicallydefined of silicon	241.637	601.508	182.659	680.709
2849900000	Carbides, whether or not chemicallydefined of other material	4.182	14.343	57.970	344.567
2850000000	Hydrides, nitrides, azides, silicidesand borides	431	8.375	8.013	66.833
2852001000	Mercury sulphate	14	14	1.423	1.423
2852009000	Other compounds, inorganic/organic, ofmercury, excluding amalgams	49	2.190	4.846	33.589
2853000000	Liquid, compressed air, other inorganic(incl distil/conductivity water,similar)	8.206	33.622	40.909	294.136
2901100000	Saturated acyclic hydrocarbons.	616.098	3.144.240	594.482	3.281.927
2901210000	Ethylene	58.396.165	327.974.609	40.050.072	204.124.636
2901220000	Propene (propylene)	15.464.519	156.819.570	12.955.271	108.437.611
2901230000	Butene (butylene) and isomers thereof	2.123.094	10.356.769	2.335.903	11.386.096
2901240000	Buta-1, 3-diene and isoprene	3.719.305	14.157.471	2.760.631	9.127.627
2901291000	Acetylene	127	99.430	1.758	97.394
2901299000	Other unsaturated acyclic hydrocarbons	20.911	3.879.768	39.520	3.658.600
2902110000	Cyclohexane	66.819	249.091	77.873	402.225
2902190000	Other cyclanes	135.273	581.402	209.398	949.567
2902200000	Benzene	11.591.620	82.319.723	7.410.223	39.338.771
2902300000	Toluene	2.467.391	52.347.819	1.775.895	32.653.750
2902410000	O-xylene	3.149.705	13.646.791	2.607.956	10.731.162
2902420000	M-xylene	0	275.521	0	183.539
2902430000	P-xylene	59.040.866	326.790.547	60.888.655	272.888.508
2902440000	Mixed xylene isomers	3.245.914	13.097.553	2.466.788	8.747.464
2902500000	Styrene	1.933.159	10.612.332	1.890.197	8.749.351
2902600000	Ethylbenzene	3	60.817	190	144.825
2902700000	Cumene	0	992.477	0	590.027
2902901000	Dodecylbenzene	151.580	221.301	223.453	337.262
2902902000	Alkylbenzenes	45.521	276.299	52.401	308.234
2902909000	Other cyclic hydrocarbons.	550.632	3.152.879	885.149	4.649.857
2903111000	Methyl chloride used in the manufactureof herbicides	112.932	513.820	175.353	642.253
2903119000	Other methyl chloride	0	35.765	0	90.352
2903120000	Dichloromethane (methylene chloride)	730.546	4.178.379	384.076	2.249.991
2903130000	Chloroform (trichloromethane)	31.124	322.711	145.517	1.077.237
2903150000	1,2-dichloroethane (ethylene dichloride)	0	20	0	382
2903190010	1,1,1-trichloroethane(methyl chloroform)	0	12.400	0	11.036
2903190090	Other halogenated derivatives ofhydrocarbons	38.928	59.105	41.281	89.983
2903211000	Vinyl chloride monomer (vcm)	7.204.001	51.054.858	4.622.493	28.378.915
2903219000	Other vinyl chloride (chloroethylene)	56.250	143.652	123.300	323.315
2903220000	Trichloroethylene	219.983	995.207	187.942	835.542
2903230000	Tetrachloroethylene (perchloroethylene)	39.621	537.901	30.584	431.656
2903290000	Other unsaturated chlorinated derivatives of acyclic hydrocarbons	127.973	557.177	591.119	2.402.703
2903310000	Ethylene dibromide (iso)(1,2-dibromoethane)	214	827	3.774	8.796
2903390000	Oth fluorinated, brominated/iodinated	46.195	178.686	181.896	696.609
2903420000	Dichlorodifluoromethane	0	1.880	0	8.566
2903490000	Derivatives of methane, ethane/propane,halogenated with flourine & chlorine	615.846	3.311.172	1.082.979	5.758.265
2903510000	1, 2, 3, 4, 5, 6-hexachlorocyclohexane	2	35.079	3.680	73.223
2903590000	Other halogenated derivatives of cyclanic cyclenic/cycloterpenic hydrocarbon	12.800	15.962	26.880	46.560
2903610000	Chlorobenzene, o-dichlorobenzene andp-dichlorobenzene	603.371	2.919.231	788.580	4.447.396
2903690000	Other halogenated derivatives ofaromatic	96.754	283.819	225.182	502.367
2904100000	Derivatives containing only sulphogroups their salts and ethyl esters	343.363	1.631.507	480.828	1.777.543
2904200000	Derivatives containing only nitro oronly nitroso groups	37.637	107.390	157.518	419.790
2904900000	Other derivatives of hydrocarbons,whetherer or not halogenated	15.304	69.517	40.877	1.357.037
2905110000	Methanol (methyl alcohol)	4.204.765	32.419.046	970.437	6.494.178
2905120000	Propan-1-ol(propyl alcohol) & propan-2-ol (isopropyl alcohol)	1.534.568	7.752.937	1.340.153	6.553.639
2905130000	Butan-1-ol (n-butyl alcohol)	2.611.047	17.401.595	2.193.919	13.490.078
2905140000	Other butanols	480.033	2.781.347	418.341	2.105.886
2905160000	Octanol (octyl alcohol) and isomersthereof	1.993.176	13.356.245	1.905.885	11.832.779
2905170000	Dodecan-1-ol (lauryl alcohol), hexadecan-1-ol, and octadecan-1-ol	64.716	401.565	103.220	645.145
2905190000	Other sulphonated, nitrated/nitrosated	217.512	2.424.592	276.952	2.392.453
2905220000	Acyclic terpene alcohols	126.932	430.474	1.133.573	3.525.246
2905290000	Other unsaturated monohydric alcohols	32.098	133.784	224.078	1.122.872
2905310000	Ethylene glycol (ethanediol)	20.960.163	150.217.149	12.693.294	87.371.084
2905320000	Propylene glycol (propane-1, 2- diol)	1.841.111	11.520.010	2.938.129	16.825.402
2905390000	Other diols	277.630	1.137.023	660.764	3.027.285
2905410000	2-ethyl-2-(hydroxymethyl) propane-1,3-(trimethylolpropane)	17.103	81.244	39.207	173.887
2905420000	Pentaerythritol	277.072	1.306.204	295.358	1.479.246
2905430000	Mannitol	17.490	147.654	59.983	776.160
2905440000	D-glucitol (sorbitol)	106.200	371.818	81.786	335.278
2905450000	Glycerol	373.792	1.746.203	242.070	1.197.477
2905490000	Other polyhydric alcohols	26.734	305.627	139.304	851.204
2905590000	Other halogenated, sulphonated,nitratedderivatives of acyclic alcohols	15.831	49.689	78.929	187.479

**I.3. IMPOR MENURUT KOMODITI / IMPORT BY HS COMMODITY**  
**\*\*\* JUNI / JUNE 2009 \*\*\***

H S	Uraian Komoditi Commodity Description	Berat Bersih / Net Weight (Kg)		Nilai / Value C.I.F (US\$)	
		Bulan ini Current Month	Kumulatif Cum.Jan. to date	Bulan ini Current Month	Kumulatif Cum.Jan. to date
2906110000	Menthol	39.950	185.679	427.829	2.039.398
2906120000	Cyclohexanol, methylcyclohexanols and dimethylcyclohexanols	0	1.111	0	11.012
2906130000	Sterols and inositols	11.850	167.621	143.314	1.181.677
2906190000	Other cyclanic, cyclenic/cycloterpenic	8.080	160.292	112.622	1.007.297
2906210000	Benzyl alcohol	75.605	217.575	153.609	529.637
2906290000	Other aromatic alcohol	24.536	213.095	202.684	1.279.403
2907110000	Phenol (hydroxybenzene) and its salts	789.247	5.028.194	798.202	4.082.811
2907120000	Cresols and their salts	14.508	113.867	33.574	260.938
2907130000	Octylphenol, nonylphenol and their isomers, salts thereof	5.377	618.181	13.874	897.519
2907150000	Naphthols and their salts	12.030	61.218	40.707	224.417
2907190000	Other monophenols	91.407	386.442	264.453	1.134.902
2907210000	Resorcinol and its salts	38.072	181.866	199.432	1.020.311
2907220000	Hydroquinone (quinol) and its salts	8.581	140.912	58.516	1.133.229
2907230000	4,4-isopropylidenediphenol (bisphenola, diphenylpropane) and its salts	49.046	99.865	71.004	159.408
2907290000	Other polyphenols; phenol-alcohols	3.092	24.965	21.858	170.390
2908110000	Pentachlorophenol (iso)	15.082	75.083	123.600	576.601
2908190000	Oth derivatives containing only halogensubstituents and their salts	1	15	13	234
2908910000	Dinoseb (iso) and its salts	42.760	149.780	159.922	575.321
2908990000	Oth derivatives containing only sulphogroups their salts and esters	17.702	60.408	64.409	188.718
2909110000	Diethyl ether	0	13.755	0	73.727
2909191000	Methyl tertiary butyl ether	1	212	105	3.304
2909199000	Other acyclic ethers and their halogenated	17.065	33.502	602.745	1.233.296
2909200000	Cyclanic, cyclenic or cycloterpenicethers & their halogenated derivatives	686	5.976	34.283	112.176
2909300000	Aromatic ethers of ethylene glycol orof diethylene glycol	85.652	275.294	297.313	1.029.447
2909410000	2,2-oxydiethanol (diethylene glycol,digol)	488.193	3.303.467	413.561	2.352.284
2909430000	Monobutyl ethers of ethylene glycol orof diethylene glycol	993.411	4.078.774	1.271.785	4.838.579
2909440000	Other monoalkylethers of ethyleneglycol or of diethylene glycol	105.165	2.707.116	182.277	3.512.530
2909490000	Other ether-alcohols, their halogenatedsulphonated, nitrated derivatives	420.042	3.217.102	1.100.056	7.632.191
2909500000	Ether-phenols, ether-alcohol-phenols &their halogenated, nitrated derivatives	18.533	83.980	282.997	1.315.035
2909600000	Alcohol peroxides, ether peroxides, ketone peroxides & their halogenated drv	97.730	500.658	232.785	1.156.924
2910100000	Oxirane (ethylene oxide)	8.470	36.103	24.970	122.227
2910200000	Methyloxirane (propylene oxide)	966	5.268.025	9.801	7.972.816
2910300000	1chloro2, 3epoxypropane(epichlorohydrin)	18.635	103.410	29.219	138.502
2910900000	Other epoxides, epoxyalcohols, epoxyphenols & their halogenated derivatives	619	9.430	9.634	81.590
2911000000	Acetals & hemiacetals, whether or notwith other oxygen function	4.168	5.778	34.375	85.023
2912111000	Formalin	0	218	0	3.418
2912120000	Ethanal (acetaldehyde)	343	1.883	11.148	37.193
2912190000	Other acyclic aldehydes without otheroxygen function	141.538	622.659	560.197	1.960.751
2912210000	Benzaldehyde	3.383	11.275	15.509	60.058
2912290000	Other cyclic aldehydes without otheroxygen function	112.652	852.045	813.159	3.846.232
2912300000	Aldehyde-alcohols	2.631	38.206	23.583	245.048
2912410000	Vanillin (4-hydroxy-3-methoxybenzal-dehyde)	42.702	127.719	418.637	1.210.783
2912420000	Ethylvanillin (3-ethoxy-4-hydroxyben-zaldehyde)	16.901	80.932	317.455	1.595.514
2912490000	Other aldehyde-ethers,aldehyde-phenols& aldehydes with other oxygen function	16.740	33.760	88.542	198.924
2912500000	Cyclic polymers of aldehydes	1.165	6.447	6.024	48.544
2912600000	Paraformaldehyde	548.001	1.585.553	328.903	1.012.230
2913000000	Halogenated,sulphonated,nitrated or nitrosated derivat.of products of h 29.12	23.261	60.043	106.751	343.714
2914110000	Acetone	973.794	7.831.136	780.753	5.115.669
2914120000	Butanone (methyl ethyl ketone)	3.126.565	13.708.777	2.495.205	11.609.464
2914130000	4-methylpentan-2-one (methyl isobuthylketone)	248.377	1.373.407	302.145	1.638.232
2914190000	Other acyclic ketones without otheroxygen function	4.950	110.567	45.506	767.153
2914210000	Camphor	19.557	69.199	46.641	180.084
2914220000	Cyclohexanone and methylcyclohexanones	152.170	1.083.712	194.181	1.173.581
2914230000	Ionones and methylionones	26.814	117.831	292.452	1.291.759
2914290000	Other cyclanic, cyclenic or cycloterpepenic ketones without oth. oxygen func.	162.742	663.234	1.396.972	6.317.377
2914390000	Other aromatic ketones without otheroxygen function	7.914	44.389	141.340	507.241
2914400000	Ketone-alcohols and ketone-aldehydes	198.631	467.174	241.973	581.213
2914500000	Ketone-phenols & ketones without otheroxygen function	36.737	69.813	471.380	916.352
2914610000	Antraquinone	100	2.985	2.063	42.310
2914690000	Other quinones	7.318	51.526	54.278	482.146
2914700000	Halogenated, sulphonated, nitrated or nitrosated derivatives	10.211	18.643	10.940	144.153
2915110000	Formic acid	234.766	530.116	210.498	498.974
2915120000	Salts of formic acid	67.383	918.274	55.204	462.255
2915130000	Esters of formic acid	6.998	36.325	27.062	147.786
2915210000	Acetic acid	8.561.117	39.931.769	3.710.255	17.466.120
2915240000	Acetic anhydride	18.000	32.551	27.900	62.866
2915290000	Other acetic acid and its salts	148.990	808.137	271.858	1.546.693
2915310000	Ethyl acetate	731.075	2.763.483	616.271	2.183.582
2915320000	Vinyl acetate	1.796.893	14.591.563	1.629.845	12.760.286
2915330000	N-butyl acetate	57.680	1.215.624	60.135	1.463.961
2915360000	Dinoseb (iso) acetate	0	23.471	0	28.244
2915390000	Other esters of acetic acid	701.533	3.889.725	1.823.533	9.556.930
2915400000	Mono-, di- or trichloroacetic acids,their salts and esters	256.040	1.229.860	259.337	1.235.111

**I.3. IMPOR MENURUT KOMODITI / IMPORT BY HS COMMODITY**  
**\*\*\* JUNI / JUNE 2009 \*\*\***

H S	Uraian Komoditi Commodity Description	Berat Bersih / Net Weight (Kg)		Nilai / Value C.I.F (US\$)	
		Bulan ini Current Month	Kumulatif Cum.Jan. to date	Bulan ini Current Month	Kumulatif Cum.Jan. to date
2915500000	Propionic acids, its salts and esters	184.522	940.330	363.383	2.192.291
2915600000	Butanoic acids, pentanoic acids, theirsalts and esters	158.447	1.005.354	405.177	2.404.146
2915701000	Palmitic acid, its salts and esters	169.757	857.711	441.807	2.006.595
2915702000	Stearic acid	381.260	1.685.970	439.775	1.746.687
2915703000	Salts and esters of stearic acid	310.499	1.215.094	481.320	2.031.848
2915901000	Acetyl chloride	10.337	70.683	23.515	180.512
2915902000	Lauric acid, myristic acid, their saltsand esters	389.602	1.710.233	414.611	1.681.475
2915909000	Other saturated acyclic monocarboxylicacids & their anhydrides & halides	228.159	811.013	643.589	2.463.285
2916110000	Acrylic acid and its salts	871.967	4.079.928	1.151.384	6.319.117
2916120000	Esters of acrylic acid	4.019.582	13.706.959	5.316.307	17.997.190
2916130000	Methacrylic acid and its salts	99.676	412.719	236.674	1.023.595
2916141000	Methyl methacrylate	3.581.176	13.587.022	5.685.932	22.513.065
2916149000	Other esters of methacrylic acid	127.082	450.444	395.371	1.366.183
2916150000	Oleic,linoleic or linolenic acids,theirsalts and esters	48.932	216.060	64.312	339.644
2916190000	Oth unsaturated acyclic monocarboxylicacids, their anhydrides & halides	97.690	284.362	382.583	1.384.308
2916200000	Cyclanic, cyclenic or cycloterpenicmonocarboxylic acids, their anhydrides	49.801	318.961	1.110.309	8.127.690
2916310000	Benzoic acid, its salts and esters	546.323	2.426.666	716.509	3.267.744
2916320000	Benzoyl peroxide and benzoyl chloride	58.556	97.363	73.341	197.575
2916340000	Phenylacetic acid and its salt	2.000	2.115	10.200	11.015
2916350000	Esters of phenylacetic acid	5.813	24.130	593.251	3.171.371
2916391000	2,4-dichlorophenyl acetic acid & itssalts and esters	56.497	402.117	128.225	1.003.384
2916399000	Other aromatic monocarboxylic acids,their anhydrides, halides & peroxides	86.846	316.992	462.282	2.154.064
2917110000	Oxalic acid, its salts and esters	73.229	350.687	53.703	300.615
2917121000	Diethyl adipate (doa)	38.701	783.670	51.392	849.275
2917129000	Other adipic acid, its salts & esters	125.473	203.932	275.362	480.099
2917130000	Azelaic acid, sebacic acid, their saltsand esters	14.537	63.218	46.459	280.338
2917140000	Maleic anhydride	85.756	677.794	87.140	604.124
2917190000	Other acyclic polycarboxylic acids,their anhydrides, halides & peroxides	220.373	1.016.585	491.781	2.075.855
2917200000	Cyclanic, cyclenic or cycloterpenicpolycarboxylic acids, their anhydrides	22.071	124.169	49.911	264.815
2917320000	Diethyl orthophthalates	424.000	1.020.475	414.966	955.846
2917330000	Dinonyl or didecyl orthophthalates	74.789	247.237	129.321	413.662
2917340000	Other esters of orthophthalic acid	127.353	660.447	155.417	906.275
2917350000	Phthalic anhydride	1.396.425	7.923.953	1.288.194	6.650.136
2917360000	Terephthalic acid and its salts	3.224.000	6.235.261	2.718.640	4.869.025
2917370000	Dimethyl terephthalate	25.000	25.000	26.000	26.000
2917391000	Triethyltrimellitate (totm)	16.000	453.973	27.360	525.730
2917392000	Other phthalic plasticizers & esters ofphthalic anhydride	182.401	574.524	238.335	720.578
2917399000	Other aromatic polycarboxylic acids,their anhydrides, halides & peroxides	381.461	2.244.142	499.743	2.757.796
2918110000	Lactic acid, its salts and esters	122.382	772.806	318.057	1.647.432
2918120000	Tartaric acid	12.060	90.986	36.250	291.862
2918130000	Salts and esters of tartaric acid	4.023	156.931	13.031	434.996
2918140000	Citric acid	1.856.741	9.278.362	1.481.167	10.204.485
2918151000	Calcium citrate	23.744	179.124	22.479	343.082
2918159000	Other salts and esters of citric acid	326.921	1.967.523	552.730	3.195.432
2918160000	Gluconic acid, its salts and esters	172.251	855.671	191.048	1.014.180
2918190000	Oth carboxylic acids with alcohol function but without other oxygen function	101.739	425.480	186.626	852.473
2918210000	Salicylic acid and its salts	83.886	148.189	261.771	461.977
2918220000	O-acetylsalicylic acid,its salts andesters	25.750	131.843	82.025	441.204
2918230000	Other esters of salicylic acid & theirsalts	108.194	660.527	380.927	1.847.783
2918291000	Alkyl sulphonic ester of phenol	0	95	0	2.072
2918299000	Other carboxylic acids with phenol function but without other oxygen function	72.954	288.254	489.743	2.047.279
2918300000	Carboxylic acids with aldehyde/ketonefunction but without other oxygen func.	36.427	168.714	654.324	2.836.211
2918910000	2,4,5-t(iso) (2,4,5-trichlorophenoxyacetic	42.999	325.257	74.916	525.243
2918990000	Oth carboxylic acids with additionaloxygen function,their anhydrides,halides	37.990	565.113	302.988	3.317.761
2919100000	Tris(2,3-dibromopropyl) phosphate	19.162	42.411	123.006	255.273
2919900000	Oth.phosphoric esters,their salts,inclactophosphates, their halogenated	10.774	33.715	61.563	182.413
2920110000	Parathion (iso) & parathion-methyl (iso)	2.008	11.422	8.898	62.364
2920190000	Oth thiophosphoric esters,(phosphorothioates) & their salts	24.329	125.860	32.361	311.391
2920901000	Dimethyl sulphate (dms)	20.062	39.578	11.338	46.951
2920909000	Other esters of other inorganic acidsof non metals and their salts	32.958	78.827	34.482	275.339
2921110000	Methylamine, di- or trimethylamine andtheir salts	234.819	678.621	328.145	1.080.352
2921190000	Other acyclic monoamines & their derivatives; salts thereof	447.292	2.976.478	1.032.538	6.223.314
2921210000	Ethylenediamine and its salts	145.531	431.621	473.341	1.548.965
2921220000	Hexamethylenediamine and its salts	27.922	129.670	86.766	482.512
2921290000	Other acyclic polyamines & their derivatives; salts thereof	413.651	1.295.023	744.563	2.628.817
2921300000	Cyclanic, cyclenic or cycloterpenicmono-or polyamines,& their derivatives	842.212	2.128.582	1.605.290	4.237.102
2921410000	Aniline and its salts	129.556	775.552	355.385	2.030.012
2921420000	Aniline derivatives and their salts	17.834	305.242	94.521	733.823
2921430000	Toluidines & their derivatives; saltsthereof	11	3.999	152	23.182
2921440000	Diphenylamine & its derivatives; saltsthereof	4.702	22.478	61.677	115.649
2921450000	1-naphthylamine (alpha-naphthylamine),2-naphthylamine (beta-naphthylamine)	38.946	148.991	111.365	398.620
2921490000	Oth aromatic monoamines & their deri-vatives; salts thereof	29.953	42.796	110.095	164.384
2921510000	O-,m-,p-phenylenediam, diaminotoluenes & their derivatives; salts thereof	241.486	868.177	917.014	3.229.113

**I.3. IMPOR MENURUT KOMODITI / IMPORT BY HS COMMODITY**  
**\*\*\* JUNI / JUNE 2009 \*\*\***

H S	Uraian Komoditi Commodity Description	Berat Bersih / Net Weight (Kg)		Nilai / Value C.I.F (US\$)	
		Bulan ini Current Month	Kumulatif Cum.Jan. to date	Bulan ini Current Month	Kumulatif Cum.Jan. to date
2921590000	Oth aromatic polyamines & their derivatives; salts thereof	203.966	1.303.425	879.449	6.149.269
2922110000	Monoethanolamine and its salts	137.015	506.468	220.314	728.838
2922120000	Diethanolamine and its salts	130.476	1.048.158	250.761	1.778.447
2922130000	Triethanolamine and its salts	46.258	202.069	76.850	451.295
2922191000	Ethambutol & its salts, esters & otherdrv suitable for produc of anti tbc pre	25.637	77.589	620.558	1.735.095
2922192000	D-2-amino-normal-butyl-alcohol	1.444	20.236	7.730	82.579
2922199000	Oth amino-alcohols,phenylpropanolamin hcl, tramadol, ketamin hcl	112.249	302.930	530.806	2.572.317
2922210000	Amino hydroxynaphthalene sulphonicacids and their salts	228.464	517.314	823.886	1.838.376
2922290000	Other amino-naphthols & other aminophenols	78.832	294.860	396.185	1.293.965
2922310000	Amfepramone (inn), methadone (inn) & normethadone (inn); salts thereof	0	2	0	227
2922390000	Other amino-aldehydes,amino-ketones& aminno-quinones	179	5.014	9.214	163.224
2922410000	Lysine and its esters; salts thereof	289.482	1.890.282	598.135	3.555.677
2922421000	Glutamic acid	9.858	86.625	41.290	224.836
2922422000	Monosodium glutamate	1.329.147	7.575.026	1.399.815	8.203.057
2922429000	Salts of glutamic acid	6.612	17.375	43.188	103.665
2922430000	Anthranilic acid and its salts	3.616	3.616	17.660	17.660
2922491000	Mephenamic acid and its salts	67.581	272.899	626.261	2.526.279
2922499000	Oth amino acids,o.t.t containing morethan one kind of oxygen function	247.436	787.095	2.221.195	7.192.147
2922501000	P-aminosalicylic acid & its salts,esterand other derivatives	32.381	129.937	87.712	346.836
2922509000	Oth amino-alcohol-phenols,amino-acidphenols oth amino-comp with oxyg funct.	12.208	129.444	173.916	1.671.699
2923100000	Choline and its salts	729.464	2.554.444	743.916	2.658.250
2923201000	Lecithins, whether or not chemicallydefined	930.785	2.676.569	1.037.524	2.896.996
2923209000	Other phosphoaminolipids	131.750	729.596	300.346	1.201.270
2923900000	Oth quarternary ammonium salts andand hydroxides	376.302	2.168.659	393.820	2.800.805
2924120090	Other fluoroacetamide (iso), monocrothopos (iso), phosphamidon (iso)	195	5.097	1.452	31.066
2924190000	Oth acyclic amides (including acycliccarbamates), & their thrf, salts thrf	232.718	1.511.363	473.028	2.795.838
2924211000	4-ethoxyphenylurea (dulcin)	400	467	3.424	4.921
2924212000	Diuron and monouron	19.060	139.312	57.480	514.605
2924219000	Other ureines & their derivatives;saltsthereof	24.364	103.630	111.441	564.479
2924291000	Aspartame	65.262	328.447	895.927	4.385.363
2924292000	Butylphenylmethyl carbamate, methylisopropyl phenyl carbamate	63.200	222.420	296.736	915.792
2924299010	Asetaminophen (paracetamol), salicylmide, ethoxybenzamide	688.732	3.027.770	2.643.066	10.776.591
2924299090	Oth carboxyamide-function compounds	205.153	1.120.085	2.516.337	9.473.332
2925110000	Saccharin and its salts	44.700	91.231	339.192	633.972
2925190000	Other imides & their derivatives, saltsthereof	11.050	59.754	42.761	316.248
2925210000	Chlordimeform (iso)	17	858	560	5.355
2925290000	Other imines and their derivatives;and salts thereof	21.313	89.817	161.169	886.841
2926100000	Acrylonitrile	532.638	2.526.633	653.689	2.624.626
2926200000	1-cyanoguanidine (dicyandiamide)	40.594	88.147	70.668	232.090
2926900000	Other nitrile-function compounds.	70.465	1.490.341	2.336.275	16.172.964
2927001000	Azodicarbonamide	13.204	353.797	42.797	434.568
2927009000	Oth diazo-, azo- or azoxy-compounds.	154.768	877.519	556.521	1.913.597
2928009000	Other organic derivatives of hidrazineor of hydroxylamine	53.686	98.646	211.426	854.412
2929100000	Isocyanates	4.033.963	18.854.616	6.902.117	30.824.421
2929901000	Sodium cyclamate	0	37.440	0	66.810
2929909000	Other compounds with other nitrogenfunction	27.660	45.340	84.279	433.235
2930200000	Thiocarbamates and dithiocarbamates	168.447	1.318.798	1.291.269	8.197.241
2930300000	Thiuram mono, di or tetrasulphides	23.304	72.576	71.954	234.964
2930400000	Methionine	1.772.807	8.801.629	7.101.846	40.173.949
2930500000	Captafol (iso) & methamidophos (iso)	29	4.230	1.899	69.280
2930900000	Other organo-sulphur compounds	897.478	3.701.702	2.851.378	12.785.391
2931001000	Tetraethyl lead	3.104	26.652	18.759	95.375
2931002000	N-(phosphonomethyl)glycine and saltsthereof	1.889.041	6.784.549	7.722.895	24.296.547
2931003000	Ethephone	6.280	32.943	43.311	210.498
2931004000	Organo-arsenic compounds	0	203	0	1.416
2931009000	Other organo-inorganic compounds	103.173	1.325.058	650.996	4.283.709
2932110000	Tetrahydrofuran	709	35.611	5.859	89.877
2932120000	2-furaldehyde (furfuraldehyde)	936	252.637	6.835	308.976
2932130000	Furfuryl alcohol and tetrahydrofurfurylalcohol	69.842	200.520	98.898	319.303
2932190000	Oth compounds containing an unfusedfuran ring in the structure	2.965	30.157	211.086	1.886.378
2932210000	Coumarin, methylcoumarins &ethylcoumarins	16.388	81.789	160.448	819.157
2932290000	Other lactones	117.792	463.217	608.151	3.093.373
2932930000	Piperonal	2.200	11.806	75.090	358.701
2932991000	Carbofuran	103.462	492.880	1.302.043	6.682.625
2932999000	Other heterocyclic compound withoxygen hetero-atom(s) only.	237.104	780.807	988.905	3.883.032
2933111000	Dipyron (antalgin)	64.281	513.608	427.054	3.178.620
2933119000	Other phenazone (antipyrin) and itsderivatives	32.293	212.634	464.526	2.753.450
2933190000	Oth compounds containing an unfusedpyrazole ring in the structure	45.815	280.642	462.212	3.264.684
2933210000	Hydantoin and its derivatives	43.041	140.456	194.678	493.082
2933291000	Cimetidine	4.755	30.418	140.468	494.870
2933299000	Oth compounds containing an unfusedimidazole ring in the structure	8.361	65.965	349.019	2.499.578
2933310000	Pyridine and its salts	97.831	728.323	747.080	4.034.136
2933320000	Piperidine and its salts	8	97	858	63.760

**I.3. IMPOR MENURUT KOMODITI / IMPORT BY HS COMMODITY**  
**\*\*\* JUNI / JUNE 2009 \*\*\***

H S	Uraian Komoditi Commodity Description	Berat Bersih / Net Weight (Kg)		Nilai / Value C.I.F (US\$)	
		Bulan ini	Kumulatif	Bulan ini	Kumulatif
		Current Month	Cum.Jan. to date	Current Month	Cum.Jan. to date
2933330000	Alfentanil (inn), anileridine (inn),bezitramide (inn), bromazepam (inn)	0	86	0	78.150
2933391000	Chlorpheniramine and isoniazid	18.572	51.250	255.238	966.439
2933392000	Isonicotinic acid hydrazide,& its saltsesters,derived of pharmaceutical grade	692	1.286	39.075	71.111
2933393000	Paraquat salts	1.383.200	8.448.567	4.652.478	22.698.262
2933399000	Oth compounds containing an unfusedpyridine ring in the structure	320.026	1.136.568	2.479.396	12.594.334
2933410000	Levorphanol (inn) and its salts	106	118	11.110	14.530
2933490000	Oth compounds containing in the struc.a quinoline or isoquinoline ring-system	28.307	158.088	278.964	1.991.876
2933520000	Malonylurea (barbituric acid) and itsalts	0	28	0	1.186
2933530000	Allobarbital(inn),amobarbital(inn), barbital(inn),butalbital(inn),butobarbitol	0	3.205	0	93.275
2933540000	Other derivatives of malonylurea(barbituric acid), salts thereof	2	4	90	105
2933591000	Diazinon	1	39.544	10	236.233
2933599000	Oth compounds contain a pyrimidinering or piperazine ring in the structur	61.954	372.448	946.522	6.182.993
2933610000	Melamine	1.004.711	3.874.724	1.201.757	4.660.508
2933690000	Oth compounds containing an unfusedthiazine ring in the structure	413.624	1.732.201	825.517	3.877.248
2933710000	6-hexanelactam (epsilon-caprolactam)	4.249.842	15.418.009	6.585.333	21.283.675
2933720000	Clobazam (inn) and methyprylon (inn)	18	59	116.207	267.707
2933790000	Other lactams	13.492	69.707	188.580	1.259.756
2933910000	Alprazolam(inn), camazepam(inn),chlordiazepoxide(inn), clonazepam	113	23.992	15.020	704.678
2933991000	Mebendazole and parbendazole	2.995	6.212	49.177	283.415
2933999000	Other heterocyclic compounds with nitrogen hetero-atom(s) only.	74.177	244.030	2.283.004	7.647.849
2934100000	Compounds containing an unfusedthiazole ring in the	22.673	92.247	450.290	1.351.865
2934200000	Comp containing in the structure a benzothiazole rind-system, not futher fused	164.560	662.565	425.987	1.713.952
2934300000	Comp containing in the structure a phenothiazine ring-system,not further fused	6.056	63.060	205.079	762.351
2934910000	Aminorex(inn), brotizolam(inn), clotiazepam(inn),cloxazolam(inn),oxazolam	0	4.455	0	165.636
2934991000	Nucleic acid and its salts	19.557	25.139	250.307	399.344
2934992000	Sultones, sultams, diltiazem	0	9.165	0	1.659.528
2934993000	6-amino penicillanic acid	10.000	30.000	245.000	753.500
2934999000	Other nucleic acids and their salts,whether or not chemically defined	138.222	579.281	2.019.937	14.496.756
2935000000	Sulphonamides.	91.248	388.703	1.426.214	7.699.640
2936210000	Vitamins a & their derivatives	15.692	108.938	460.185	3.186.193
2936220000	Vitamins b1 & its derivatives	13.536	155.850	316.076	3.176.746
2936230000	Vitamin b2 & its derivatives	10.015	41.782	361.271	1.441.523
2936240000	D-or dl-pantothenic acid (vit b3or vit b5 & its derivatives	40.022	151.893	404.974	1.867.666
2936250000	Vitamin b6 & its derivatives	14.109	130.098	262.904	2.225.344
2936260000	Vitamin b12 & its derivatives	2.032	18.702	276.542	1.338.080
2936270000	Vitamin c & its derivatives	154.719	1.033.434	2.163.611	13.778.175
2936280000	Vitamin e & its derivatives	106.298	297.622	1.990.646	6.500.183
2936290000	Oth vitamins & their derivatives	89.334	398.109	1.479.974	6.810.344
2936900000	Oth vitamin, incl natural concentrates	150.562	652.868	1.242.979	5.334.260
2937190000	Oth poluptide hormones, proteinhormones	850	1.031	4.271	185.524
2937210000	Cortisone,hydrocortisone, prednisone &prednisolone (dehydrohydro cortison)	715	2.995	134.816	1.956.090
2937220000	Halogenated derivatives ofcorticosteroidal hormones	394	3.427	588.303	3.910.742
2937230000	Oestrogens & progestogens	102	2.474	560.107	3.889.269
2937290000	Oth steroidal hormones	2.771	13.160	148.024	1.903.259
2937310000	Epinephrine	1	3	1.800	13.413
2937400000	Amino-acid derivatives	100	5.589	179.693	426.330
2937500000	Prostaglandins,thromboxanes &leukotrienes & their derivatives	0	8	0	26.287
2937900000	Oth hormones	92	2.005	17.091	251.604
2938100000	Rutoside (rutin) & its derivatives	150	1.277	2.850	138.409
2938900000	Oth glycoside, natural or reproduc andtheir salts, ethers, esters & oth drv	5.900	15.350	76.631	428.310
2939110000	Concent of poppy straw, buprenorphinecodein,ethylmorphin,etorphine,heroin	0	1.685	0	236.398
2939190000	Oth alkaloids of opium	503	2.636	71.800	320.612
2939200000	Alkaloids of chinchona andtheir derivatives, salts thereof	3	3.106	3.098	358.966
2939300000	Caffeine & its salts	17.414	188.669	166.211	1.544.868
2939410000	Ephedrine & its salts	578	7.554	30.325	406.139
2939420000	Pseudoephedrine (inn) & its salts	8.472	15.235	435.747	870.392
2939490010	Phenylpropanolamine hcl (ppa)	2.000	8.688	77.000	341.119
2939490090	Other ephedrines and their salts	2.000	2.223	33.500	36.170
2939510000	Fenetyline(inn) & its salts	63	462	4.400	36.250
2939590000	Oth theophylline & aminophylline	13.035	60.442	356.215	1.175.162
2939610000	Ergometrine (inn) & its salts	0	2	0	9.887
2939620000	Ergotamine (inn) & its salts	0	2	0	5.750
2939690000	Oth alkaloids of rye ergot	2	23	31.352	212.907
2939919000	Oth cocaine, levometamfetamine	49	140	293	50.416
2939991000	Nicotine sulphate	3	1.003	276	12.276
2939999000	Oth vegetable alkaloids, natural orreproduc by synthesis & their salts	181	977	213.613	702.303
2940000000	Sugars, chemically pure, oth thansucrose, lactose, maltose	39.083	393.482	347.945	1.832.811
2941101100	Amoxicillins & its salts non-sterile	32.104	181.847	886.115	6.484.586
2941101900	Oth amoxicillins	5.050	61.660	153.750	1.940.385
2941102000	Ampicillin & its salts	20.949	32.422	793.289	3.347.247
2941109000	Other penicillins, their derivatvs withpenicillanic acid structure; salts thrf	700	49.533	387.551	2.943.986
2941200000	Streptomycins & their derivated, saltthereof	1.026	61.444	34.868	590.059
2941300000	Tetracyclines & their derivated, saltthereof	20.439	117.284	321.656	1.845.868



**I.3. IMPOR MENURUT KOMODITI / IMPORT BY HS COMMODITY**  
**\*\*\* JUNI / JUNE 2009 \*\*\***

H S	Uraian Komoditi Commodity Description	Berat Bersih / Net Weight (Kg)		Nilai / Value C.I.F (US\$)	
		Bulan ini Current Month	Kumulatif Cum.Jan. to date	Bulan ini Current Month	Kumulatif Cum.Jan. to date
2941400000	Chloramphenicol & its derivated, saltthereof	7.720	58.230	187.696	1.752.382
2941500000	Erythromycin & its derivated, saltthereof	2.710	15.311	193.858	2.074.101
2941900000	Oth antibiotics(rifampicin, cephalosporin, their deriv,salts thrf, quinolon)	131.139	622.817	2.468.089	17.817.595
2942000000	Oth organic compounds.	321.421	754.878	1.876.382	6.938.340
3001200000	Extracts of glands or oth organsor of their secretions	9	103.251	160	454.572
3001900000	Oth human or animal substanc. prepar.for therapeutic/prophylactic uses, nes	59	6.487	165	137.977
3002101000	Plasma protein solution	1.138	20.568	512.667	4.799.161
3002102000	Antisera & modified immunologicalprods with or not obtain	130	4.135	10.243	3.296.400
3002109000	Oth antisera & blood fractions & modifimmunological prods	2.641	102.858	452.136	7.187.091
3002202000	Pertusis, measles, meningitis a/c& poliovaccine	284	5.267	29	1.587.338
3002209010	Hepatitis vaccine	57	13.489	27.927	1.377.176
3002209090	Oth vaccine for human medicine	20.640	1.056.356	1.834.678	11.576.879
3002300000	Vaccines for veterinary medicine	72.927	319.078	1.927.897	10.329.856
3002900000	Oth human blood; animal blood prepfor therapeutic	9.607	60.732	577.806	3.566.796
3003101000	Medicaments cont amoxiclin (inn) notput up in measur doses-for retail sale	0	3.624	0	8.500
3003109000	Oth medicam cont penicillins or drv notput up in measur. doses - for ret sale	1	1	288	288
3003200000	Medicaments cont oth antibiotics	20.257	114.634	218.970	1.025.959
3003390000	Oth medicaments cont hormones oroth prod. - for retai sale	8.382	44.858	64.672	455.599
3003400090	Oth medicaments cont alkaloids orderivated thrf but not cont hormones	420	20.547	151.196	733.335
3003900000	Oth medicaments cont >=2 constituent	5.216	1.086.975	918.563	3.084.067
3004101600	Containing ampicillin,amoxycillin orsalts thereof, of a kind taken orally	0	7.318	0	58.702
3004101900	Oth medicam cont penicillins or drv putup in measured doses-for retail sale	10	550	24.522	36.717
3004102900	Medicam cont oth streptomycins ortherderivat other than ointment	888	11.288	120.450	572.248
3004203100	Medicam cont erythromycin or drvthereof for taking orally	125	147	27.960	27.977
3004203900	Medicaments cont erythromycin or drvother for taking oralling or ointment	247	1.630	36.385	176.953
3004207100	Medicam cont tetracycllins or drvthereof for taking orally	0	24	0	1.442
3004207900	Medicam cont chloramphenicols or drvother for taking oralling or ointment	4.492	48.032	33.186	491.197
3004209100	Medicam cont linc, sulf,iso,pyr or drvthereof for taking orally	1.478	15.412	269.191	1.353.262
3004209900	Medicam cont gentamycins or drvthereof for injection	116.437	272.303	1.183.339	3.904.255
3004310000	Medicam cont insulin-but not contantibiotics	2.836	35.946	933.376	5.306.260
3004324000	Containing hydrocortisone sodiumsuccinate or fluocinolone aceton	0	787	0	190.671
3004329000	Medic cont oth corticosteroid hormone	374	6.697	24.732	741.831
3004390000	Oth medicam cont hormon, adrenalin, othprod of hd 29.37, not cont insuline	283.412	510.610	813.268	3.704.939
3004401000	Medicam cont morphine/its derivativesfor injection	231	1.293	22.000	149.845
3004404000	Medicam cont quinine or its salts &antimalaria substances	0	1.211	0	72.250
3004409010	Oth medicaments cont morphine or its drv,for taking orally	0	652	0	454.516
3004409090	Medicaments cont morphine or its drv,not for taking orally	0	53.330	0	839.933
3004501000	Oth medicam cont syrups & drops ofvitamins of a kind suitable for children	0	25.220	0	238.437
3004508100	Medicam cont b complex vitamins	0	188	0	5.294
3004508900	Medicam cont oth b complex vitamin	4.019	13.208	232.979	563.082
3004509000	Oth medicaments cont vitamins oroth prods of heading 29.36	44.212	307.290	755.728	3.973.400
3004901000	Specialised medicines for cancer,aids or oth intractable diseases	9.823	30.181	1.602.709	9.427.866
3004902000	Oth medicam put up in measuredosesclosed sterile water for	354	3.795	111.579	570.231
3004903000	Antiseptics	2.081	44.257	10.838	209.450
3004904900	Oth anaesthetics cont ketaminlidocain	1.824	13.528	330.461	1.320.012
3004905900	Oth analgesics, antipyretics & medcont chlorp maleat,diclof, tramadol	6.836	27.016	238.265	679.410
3004906000	Antimalarials cont artemisinin,primaartesunate or chloroquine (inn)	0	40	0	7.200
3004908000	Transdermal therapeutic systems (tts)patches for cancer or heart diseases	247	647	47.951	81.271
3004909100	Oth medicam put up in measur doses-cont sulphiride(inn),cimetidine,rantidin	3.943	85.120	295.459	1.146.991
3004909200	Oth medicam put up in measur doses-cont piroxicam(inn) or ibuprofen(inn)	24.267	81.417	98.347	507.357
3004909910	Oth medicam put up in measur doses-doses cont phenobarbital,	4	1.792	14.168	120.049
3004909990	Oth infusion fluids; nutritional orelectrolytic solutions	371.502	2.463.335	13.088.855	81.785.755
3005101000	Adhesive dressing & oth articles coverimpregnant w/ pharmaceutical substc	786	20.578	24.284	361.214
3005109000	Oth adhesive dressings & otharticles having an adhesive layer	623.111	669.795	352.313	1.171.079
3005901000	Bandages	8.839	71.389	148.519	835.385
3005902000	Gauze	0	19.249	0	67.313
3005909000	Oth wadding, impregnat/coated withpharmaceutic subst or put up in forms	7.880	112.352	69.532	1.395.951
3006101000	Sterile absorbable surgical or dentalyarn; sterile surgical or dental	0	4.296	0	144.522
3006109000	Sterile surgical catgut,similar sterilesuture matt & sterile tissue	8.061	74.533	749.040	3.048.246
3006200000	Blood-grouping reagents	469	5.012	108.995	736.601
3006301000	Barium sulfate (for taking orally)	0	1	0	37
3006302000	Reagents of microbial origin forveterinary	7.172	7.172	11.615	11.615
3006303000	Oth microbial diagnostic reagents	615	9.162	1.007	31.990
3006309000	Oth opacifyng prep for x-ray exam,diagnostic reagents design to be	380.085	1.233.976	699.288	3.597.328
3006401000	Dental cements & oth dental fillings	2.077	22.963	37.899	251.275
3006402000	Bone reconstruc cements	27	191	2.523	13.325
3006500000	First-aid boxes & kits	449	7.487	3.102	90.131
3006600000	Chemical contraceptive prepbased on hormones	206.388	236.890	1.018.888	4.005.976
3006700000	Gel prep designed to be used in humanor vet medic for parts of the body	671	17.840	77.593	270.176
3006910000	Appliances identifiable for ostomy use	1.426	8.528	9.543	51.516
3006920000	Waste pharmaceuticals	0	1	0	9
3101001100	Supplement fertilizers in liquid form,not chemical treat-of solely vegetable	24.734	74.329	25.951	99.801
3101001900	Oth thn supplemnt fertilizr in liquidform,not chemicl treat solely vegetable	402.920	1.782.066	115.442	422.625

**I.3. IMPOR MENURUT KOMODITI / IMPORT BY HS COMMODITY**  
**\*\*\* JUNI / JUNE 2009 \*\*\***

HS	Uraian Komoditi Commodity Description	Berat Bersih / Net Weight (Kg)		Nilai / Value C.I.F (US\$)	
		Bulan ini Current Month	Kumulatif Cum.Jan. to date	Bulan ini Current Month	Kumulatif Cum.Jan. to date
3101009100	Oth animal or vegetable fertilisers,supplement fertilizers in liquid form	0	4.089	0	14.367
3101009900	Oth animal or vegetable fertilisers,oththn supplemnt fertilizr in liquid form	0	277.014	0	112.374
3102100000	Urea, with or not in aqueous solution	40	17.600.363	532	5.594.627
3102210000	Ammonium sulphate	14.750.001	39.785.598	1.557.053	5.248.584
3102290000	Oth double salts & mix of ammoniumsulphate & ammonium nitrate	5	4.314	262	3.200
3102300000	Ammonium nitrate, with or not inaqueous solutions	32.192.700	162.405.290	16.003.442	96.553.652
3102400000	Mixt of ammonium nitrate with calciumcarbonate or oth inorganic non-fertilis	8.990	94.460	47.836	200.809
3102500000	Sodium nitrate	269.783	2.528.176	174.331	1.652.893
3102600000	Double salts & mixtures of calciumnitrate & ammonium nitrate	876.003	2.148.460	294.258	828.868
3102900000	Oth mineral or chem fertilisers,nitrogenous inc mixt	2.515	24.667	65.508	566.233
3103109000	Other suoerphosphates	6.756.034	88.760.984	1.942.780	24.282.926
3103901000	Calcined phosphatic fertiliser	15.948.704	51.103.704	2.902.664	10.110.494
3103909000	Oth mineral or chemical fertilisers,phospatic	52.623.500	108.882.500	6.152.585	13.897.945
3104200000	Potassium chloride	55.144.518	146.202.516	37.975.143	97.005.436
3104300000	Potassium sulphate	360.026	1.072.844	248.556	879.264
3104900000	Oth potassium salts	4.118.020	5.730.820	1.456.374	2.861.297
3105100000	Mineral or chemic fertilisers,tablet orsimilar forms-pack of a weight < 10kg	0	500.754	0	208.103
3105200000	Mineral or chemical fertiliser cont theelements nitro,phosphor & potassium	9.922.721	34.795.225	6.553.723	18.820.835
3105300000	Diammonium hydrogenorthophosphate(diammonium phosphate)	314.160	15.513.103	152.115	5.866.320
3105400000	Ammonium dihydrogenorthophosphate(monoammonium phosphate)	22.000	556.790	55.000	766.389
3105510000	Oth mineral or chemical fertiliserscont nitrates & phosphates	332.269	6.368.389	152.614	2.366.779
3105590000	Oth mineral or chemical fertiliserscont nitrogen & phosphorus	55.928	13.804.770	104.232	8.896.259
3105600000	Mineral or chemical fertilisers contelements phosphorus & potassium	21.000	159.000	57.120	338.374
3105900000	Oth mineral or chemical fertilisers, intablets or in pack < 10kg	12.104	39.365	21.800	111.348
3201100000	Quebracho extract	52.906	384.626	247.466	962.479
3201200000	Wattle extract	33.068	159.862	58.792	187.611
3201901000	Gambier	0	105.487	0	140.304
3201909000	Oth tanning extract of vegetable origintannis & their salts, esters & oth drv	99.323	695.617	79.777	382.636
3202100000	Synthetic organic tanning substances	510.744	2.206.768	429.358	2.023.073
3202900000	Oth inorgan tanning subst;tanning prepwith or not cont natural tanning subs	156.021	885.310	214.578	1.313.583
3203001000	Coloring matter of vegetable or animalsuitable for use in food or drink	16.329	106.041	149.036	683.684
3203009000	Oth coloring matter of vegetable oranimal not suitable for use in food	26.462	49.960	213.612	1.006.176
3204111000	Disperse dyes crude & prep based& preparat based thereon, crude	781.904	2.019.275	3.208.680	7.317.094
3204119000	Other disperse dyes and preparationbased thereon	751.336	3.780.832	3.204.381	14.787.686
3204121000	Aciddyes whether or not premetallised	35.942	152.802	224.049	815.721
3204129000	Oth acid dyes whether or not premetallised & preparation based thereon	27.162	155.171	276.984	996.739
3204130000	Basic dyes & preparat based thereon	48.454	228.282	210.574	1.057.916
3204140000	Direct dyes & preparat based thereon	588.056	2.243.926	2.980.033	10.631.716
3204150000	Vat dyes (incl those usable in thatstate pigments) & prep based thereon	364.434	1.226.821	1.349.192	5.013.234
3204160000	Reactive dyes & preparations basedthereof	1.010.866	3.366.599	5.205.692	15.772.780
3204170010	Synthet organ pigment in powder form	786.092	3.412.532	5.475.149	23.522.301
3204170090	Other pigments & preparat basedthereon	485.585	2.676.029	2.470.540	12.089.658
3204190000	Oth synthetic organic coloring matter,incl mix of coloring	772.422	2.679.478	1.961.540	7.185.592
3204200000	Synthetic organic prods of a kindused as fluorescent brightening agent	244.847	1.304.563	1.913.676	8.978.357
3204900000	Oth synthetic organic coloring,matter, w/ or not chemically defined	325.667	1.406.223	1.008.263	3.840.358
3205000000	Color lakes; preparat as specified inbased on color lakes	107.953	832.538	248.029	1.675.008
3206111000	Pigment base on titanium dioxidecont weight >= 80 %, on dry matter	3.656.065	16.257.418	7.599.811	34.950.300
3206119000	Preparate base on titanium dioxide,cont weight >= 80 %, on dry matter	236.282	883.208	621.272	2.097.973
3206191000	Pigment base on titanium dioxidecont weight < 80 %, on dry matter	151.012	630.859	747.971	2.298.141
3206199000	Preparate base on titanium dioxide,cont weight < 80 %, on dry matter	88.442	379.493	472.786	2.193.550
3206201000	Chrome yellow,chrome green,molybdatorange/red base on chromium comp	89.305	319.859	297.431	1.173.505
3206209000	Oth pigments & prep based onchromium compounds	13.793	107.584	52.162	608.076
3206411000	Preparations of inorganic pigmentsultramine pre based thereon	497	11.401	2.738	45.806
3206419000	Oth ultramarine & preparationsbased thereon	64.744	697.242	56.838	800.191
3206421000	Prep of inorganic pigments- litophonebased on sulphide	1.230	83.843	24.401	84.697
3206429000	Oth litophone & oth pigments & prepbased on sulphide	28.058	147.390	26.356	125.982
3206491000	Prep of inorganic pigment based on othhexacyanoferrat (ferro&ferrycyanides)	55.775	358.692	187.849	968.269
3206499000	Oth pigment & prep based on hexacyanoferrates(ferrocyanides & ferricyanides)	139.972	734.688	804.548	3.745.151
3206501000	Prep of inorganic pigment of akind used luminophores	25.339	163.689	110.699	1.131.793
3206509000	Oth inorganic prods of a kindused as luminophores	90.020	636.215	268.879	1.261.793
3207100000	Prepared pigments, prep opacificersprep colors & similar prep	538.003	3.367.826	1.562.100	8.408.212
3207201000	Enamel frits	302.291	2.324.162	332.992	1.816.358
3207209000	Oth vitrifiable enamels & glazes,engobe (slips) similar prep	534.664	3.581.762	369.173	2.768.075
3207300000	Liquid lustres & similar preparations	10.456	188.542	89.567	686.627
3207400000	Glass frit & oth glass, in the formof powder granules or flakes	3.869.773	30.773.683	1.822.840	15.381.636
3208101100	Varnishes>100-c hr,based on polyesterfor dental use, dispersed in a non aqueo	125	140.238	600	509.995
3208101900	Oth varnishes based on polyesters<100-c hr,disper in a nonaqueous	74.096	472.387	367.461	1.823.811
3208109000	Other paints & varnishe (incl enamels & lacquers polyester dispers, non aqueous	261.561	1.558.702	764.833	5.217.509
3208204000	Anti-fouling/anti-corrosive paints forships hull base on acrylic/vinyl polymer	395.966	2.275.044	1.576.518	7.464.917
3208207000	Varnishes (including lacquers), of akind used in dentistry	406	406	6.396	6.396
3208209000	Other paints & varnishes (incl enamels& lacquers) based on acrylic/vinyl polymer	292.596	1.575.074	1.230.201	6.401.020
3208901100	Varnishes (incl.lacquers),exceed >=100Cheat-resistant used in dentistry	41.619	128.512	176.693	579.608
3208901900	Varnishes (incl.lacquers),exceed >=100Cheat-resistant used in oth than dentist	150.471	872.179	740.787	4.370.276

**I.3. IMPOR MENURUT KOMODITI / IMPORT BY HS COMMODITY**  
**\*\*\* JUNI / JUNE 2009 \*\*\***

H S	Uraian Komoditi Commodity Description	Berat Bersih / Net Weight (Kg)		Nilai / Value C.I.F (US\$)	
		Bulan ini Current Month	Kumulatif Cum.Jan. to date	Bulan ini Current Month	Kumulatif Cum.Jan. to date
3208902100	Varnishes (incl.lacquers),exceed <100Cheat-resistant used in dentistry	0	738	0	7.189
3208902900	Varnishes (incl.lacquers),exceed <100Cheat-resistant used in oth than dentist	286.466	1.162.343	1.018.448	5.820.626
3208909000	Oth paints & varnishesdispers in a nonaqueous	254.973	1.842.489	1.850.367	9.103.037
3209101000	Varnishes(inc lacquer)>100C hr-acrylicvinyl polymer, dispers in a aqueous	106.946	340.611	316.429	1.129.540
3209104000	Leather paints-based on acrylic orvinyl polymers dispers in a aqueous	45.917	102.375	60.185	187.686
3209105000	Anti-fouling/corrosive paints for shipshulls-acrylic/vynil polymers	56.433	165.951	57.340	338.896
3209109000	Oth paints & varnishes dispersa aqueous medium	397.631	1.911.818	626.884	4.228.387
3209900000	Oth paints based on others varnishesdispers in a aqueous medium	540.722	2.330.706	1.479.636	5.680.523
3210001100	Varnishes (incl lacquers) > =100C hrof a kind used for finishing leather	14.344	46.058	80.490	205.963
3210001900	Varnishes (incl lacquers) < 100C hrof a kind used for finishing leather	10.005	113.024	41.763	307.200
3210002000	Distempersof a kind used for finishing leather	98	98	983	983
3210003000	Prepared water pigments of a kindused for finishing leather	76.758	289.230	137.208	700.732
3210005000	Polyurethane tar coatingof a kind used for finishing leather	16.486	158.319	94.090	611.587
3210009000	Other paints & varnishesof a kind used for finishing leather	132.140	827.499	379.020	2.586.126
3211000000	Prepared driers	54.147	207.479	167.212	846.986
3212100000	Stamping foils	59.521	408.722	339.572	1.887.199
3212901100	Aluminium paste	148.136	583.813	760.215	2.694.241
3212901200	Oth pigments (incl metallic powder &flakes),for leather-dispers,non aqueous	16.516	104.860	39.371	282.324
3212901900	Oth pigments (incl metallic powder &flakes), dispers in non-aqueous media	32.578	212.670	205.468	1.200.672
3212902100	Dyes or oth coloring matter in formsfor ret sale-suitable for food or drink	0	720	0	9.544
3212902900	Oth dyes or oth coloring matter informs or pack for retail sale	43.776	179.024	162.087	906.567
3213100000	Colors in set, in tablet, tubes, jars,bottles, pans or in similar forms/pack	10.020	241.121	37.718	679.510
3213900000	Oth artist, students or signboard, intablet,tubes,jars,bottles, pans or other	23.570	108.093	104.244	346.641
3214100000	Glaziers putty, grafting putty, cementscaulking compound	287.194	1.331.623	734.736	4.401.996
3214900000	Oth painters fillings; non-refractorysurfacing preparat for facades	709.675	3.131.145	681.777	3.482.109
3215111000	Printing uv curable inks-black	545	4.121	73.715	141.259
3215119000	Printing other than uv curable inks-black	103.761	839.938	871.347	4.556.503
3215190000	Printing inks, other than black	392.353	2.610.157	3.237.323	22.013.281
3215901000	Carbon mass for one time carbon paper	52.662	87.170	94.326	226.173
3215906000	Drawing ink and writing ink	18.858	132.423	168.902	1.254.210
3215909000	Oth printing ink, writing/drawing inkwith or not concentrated or solid	110.795	670.632	1.260.365	3.865.021
3301120000	Pharmaceutical grade - of orange andoth essential oils of orange	37.087	194.451	284.492	886.593
3301130000	Pharmaceutical grade - of lemone andoth essential oils of lemone	6.671	48.120	188.773	1.443.123
3301190000	Other essential oils of citrus fruit	36.579	446.817	238.985	1.177.021
3301240000	Essential oils - of peppermint(mentha piperita)	45.327	125.897	716.127	1.985.990
3301250000	Pharmaceutical grade - of oth mintsoth essential oils of oth mints	10.440	69.212	68.751	507.754
3301291100	Pharmaceutical grade of lemon grass ofcitronela, cinnamon, ginger, cardamon	2.200	6.616	13.310	41.378
3301291200	Pharmaceutical grade of sandalwood	0	48.200	0	255.080
3301291900	Oth pharmaceutical grade-essential oilsoth than those of citronella	41.247	349.843	63.194	1.400.686
3301299100	Oth pharmaceutical grade of lemongrass of citronella, cinnamon, ginger	60	11.504	257	145.856
3301299200	Essential oils of sandalwood, oth thanpharmaceutical grade	0	109	0	3.111
3301299900	Oth essential oils-oth thanpharmaceutical grade	93.052	437.690	740.700	4.257.171
3301300000	Resinoids	1.933	10.701	72.878	267.198
3301901000	Aqueous distillates & solutions ofessential oils suitable for medic use	141	27.723	2.250	57.376
3301909000	Oth essential oils (terpeneless or not),incl concretes& absolutes; resinoids	26.207	106.360	357.529	1.136.394
3302101000	Odoriferous alcoholic prep for thealcohol beverages, liquid form	0	1.086	0	18.974
3302102000	Odoriferous alcoholic prep for thealcoholic beverag, in oth form	64	64	684	684
3302109000	Oth mixed of odoriferous of a kind usedin the food or drink industries	174.378	874.573	1.884.129	8.546.821
3302900000	Oth prep based on odoriferous substancesfor the manufacture of beverages	1.399.657	8.793.296	19.142.984	110.159.282
3303000000	Perfumes & toilet waters	54.964	474.887	633.746	5.849.117
3304100000	Lip make-up preparations	18.907	170.523	352.004	2.399.909
3304200000	Eye make-up preparations	10.304	132.034	415.946	3.006.105
3304300000	Manicure or pedicure preparation	2.894	33.708	23.930	411.386
3304910000	Powders, whether or not compressed	38.432	225.746	446.927	3.032.356
3304991000	Face & skin creams & lotions	264.484	2.426.130	1.694.336	13.583.940
3304992000	Anti-acne creams	5.011	26.301	44.175	241.440
3304999000	Oth beauty/make-up prep & prep for thecare of the skin (oth than medicamts)	91.499	736.008	891.369	7.729.490
3305100000	Anti-mycosis shampoos & othershampoos	1.982.939	14.461.210	6.609.589	43.975.474
3305200000	Preparat for permanent waving orstraightening	27.369	91.850	107.129	544.468
3305300000	Hair lacquers	13.005	70.246	104.115	855.912
3305900000	Others preparations for use on the hair	244.648	2.316.344	1.080.611	7.119.163
3306101000	Prophylactic pastes & powders	28.738	426.147	151.942	2.586.354
3306109000	Others dentifrices	0	47.817	0	955.089
3306200000	Yam used to clean between the teeth(denital-floss)	147	3.893	3.765	47.544
3306900000	Oth prep for oral/dental hygiene, incl.denture fix-ative pastes & powder,retail	6.753	68.231	19.357	319.940
3307100000	Pre-shave, shaving or after-shavepreparations	4.358	33.291	56.812	261.935
3307200000	Personal deodorants & antiperspirants	170.347	749.885	972.354	4.323.498
3307300000	Perfumed bath salts & oth bathpreparations	3.369	238.891	31.820	477.002
3307410000	Oth agarbatti & oth odoriferous prep.which operate by burning	303.020	1.726.068	207.417	1.078.704
3307491000	Room perfuming preparations	11.729	143.710	99.660	884.506
3307499000	Oth prep for perfuming or deodor rooms,incl odoriferous preparat use religious	111.704	731.032	485.237	1.999.486
3307901000	Animal toilet preparations	1	64.685	2	109.198
3307902000	Contact lens solution	82.864	263.845	275.445	894.989

**I.3. IMPOR MENURUT KOMODITI / IMPORT BY HS COMMODITY**  
**\*\*\* JUNI / JUNE 2009 \*\*\***

HS	Uraian Komoditi Commodity Description	Berat Bersih / Net Weight (Kg)		Nilai / Value C.I.F (US\$)	
		Bulan ini Current Month	Kumulatif Cum.Jan. to date	Bulan ini Current Month	Kumulatif Cum.Jan. to date
3307903000	Papers & tissues, impregnated or coated with perfume or cosmetics	51.387	98.538	23.047	99.691
3307904000	Other perfumery or cosmetics including depilatories	0	4.093	0	13.334
3307909000	Oth pre-shave, cosmetic or toilet prep, prep rooms deodorisers, w/ or perfuming	19.792	57.095	33.063	271.812
3401111000	Soap, organic surface-active-for toilet use-medicated prods	64.297	352.298	119.167	814.878
3401112000	Bath soap	246.157	1.464.896	337.837	2.121.145
3401113000	Oth toilet use, of felt or nonwovens, impregnated, coat with soap or detergent	236	401	600	3.117
3401119000	Oth soap & organic surface for toilet use	2.300	50.342	10.625	278.151
3401191000	Oth than for toilet use-felt/nonwovens impregnated, coat with soap or detergent	0	294	0	1.883
3401199000	Oth soap & organic surface other than for toilet use	27.711	32.299	39.358	122.949
3401201000	Soap in oth form for flotation deinking or recycled paper	234	1.186	1.953	11.452
3401209000	Soap in oth forms, other than chips	70.404	1.204.795	107.823	1.851.682
3401300000	Organic surface-active prods & prep for washing in the liquid, put for retail sale	11.063	88.553	179.782	1.072.081
3402111000	Organic surface-active agents, with/without for retail sale; sulphated fatty alcohol	63.767	198.684	143.841	550.369
3402112000	Wetting agents used in the manufacture of herbicide	0	16.466	0	51.017
3402119000	Oth anionic-organic surface-active agent with or not put up for retail sale	389.233	1.405.222	855.109	3.308.822
3402121000	Wetting agents used in the manufacture of herbicide-cationic	420.000	973.956	429.554	1.279.491
3402129000	Oth cationic-organic surface-active agent with/without put up for retail sale	839.944	4.480.715	1.836.416	9.926.531
3402130000	Organic surface-active agents, with or not for retail sale; non-ionic	2.156.920	7.759.378	4.147.740	16.564.790
3402190000	Oth organic surface-active agents, with or not put up for retail sale	711.169	3.641.219	1.622.383	8.746.501
3402201100	Anionic surface active prep. in liquid form-put up for retail sale	42.459	81.456	87.005	211.430
3402201200	Anionic washing prep & cleaning prep, incl bleach cleans, liquid form, retail	27.235	102.987	134.082	466.130
3402201300	Oth surface active preparations- in liquid form, for retail sale	77.891	167.751	98.917	246.329
3402201900	Oth wash prep & clean prep, incl bleach cleans & degreas prep, liquid, retail	64.451	451.388	229.758	1.439.760
3402209100	Anionic surface active prep. oth than in liquid form-for retail sale	56.325	132.904	11.270	70.378
3402209200	Anionic washing prep & clean prep, incl bleach, cleans-oth than liquid, retail	5.899	34.284	22.251	71.696
3402209300	Oth surface active preparation-oth than in liquid-for retail sale	833	18.899	6.404	105.865
3402209900	Oth wash prep & clean prep, incl bleach cleans, oth than liquid, retail sale	100.523	552.666	334.606	1.507.431
3402901100	Anionic surface active preparation-liquid not put up for retail sale	222.718	1.180.077	552.681	3.046.830
3402901200	Oth anionic wash prep & clean prep, incl bleach, liquid, not for retail sale	161.327	659.376	394.625	2.132.028
3402901300	Anionic washing prep or cleaning incl. bleaching, cleansing or degreasing	307.525	1.594.976	449.788	2.314.238
3402901400	Oth organic surface active in liquid form, wetting agents	2.773	36.072	7.560	92.690
3402901500	Oth organic surface active in liquid form, not wetting agents	176.840	664.780	374.165	1.591.251
3402901900	Oth wash prep & clean prep, incl bleach cleans, in liquid-not for retail sale	207.229	1.175.012	399.922	2.658.686
3402909100	Anionic surface active preparations, oth than liquid- not for retail sale	6.538	92.364	13.530	267.216
3402909200	Anionic wash prep & clean prep, incl bleach, cleans-not liquid-not retail	19.260	266.562	80.083	586.392
3402909300	Anionic surface-active prep, not liquid form not for retail sale	190.830	1.371.468	168.048	1.202.962
3402909400	Anionic surface-active prep, not liquid form, wetting agents not for retail sale	1.990	4.509	13.280	27.007
3402909500	Anionic surface-active prep, not liquid form, not wetting agents not for retail sale	411.456	3.042.375	469.946	3.752.625
3402909900	Oth wash/lean prep, incl bleach cleans oth than liquid-not for retail sale	436.084	1.683.393	841.610	5.136.076
3403111100	Liquid lubricating oil prep, for treatment of textile, or oth materials, cont petrol	78.956	206.592	161.688	628.889
3403111900	Oth liquid preparation for the treatment of textile or oth materials, cont petroleum	41.160	118.253	106.820	299.792
3403119000	Oth prep for the treatment of textile materials, oth than liquid, cont petroleum	70.354	384.936	202.376	1.182.816
3403191100	Liquid oil for aircraft engine cont. petrols/oils obtain. bituminous mineral	3.554	18.651	24.052	160.959
3403191200	Other liquid prep content silicone oil, cont petrol oils, or bituminous mineral	0	1.873	0	16.393
3403191900	Other liquid for other purposes cont petrol oil or bituminous mineral oils	2.769.939	8.238.556	5.205.427	16.474.644
3403199000	Oth lubricating prep cont petroleum oil	516.350	2.819.594	1.537.228	7.885.231
3403911100	Liquid prep cont silicone oil-for treatment of textile, or oth mat, not cont petrol	110.654	284.238	431.007	1.123.233
3403911900	Liquid prep for treatment of textile mater, not cont petroleum oil & silicone	258.971	1.003.245	730.643	2.603.625
3403919000	Liquid preparation for treatment of textile materials, not cont petroleum oil	501.941	3.092.488	1.263.832	7.451.704
3403991100	Liquid oil for aircraft engine not cont petroleum oils or oils obtain bitumin	0	22.565	0	94.860
3403991200	Other liquid prep content silicone oil cont petrol oil, or bituminous mineral	21	145	816	3.571
3403991900	Other liquid for other purpose not cont petroleum oil or bituminous mineral oils	11.402	2.255.045	39.036	2.693.328
3403999000	Preparation for treatment of textile, leather oth mater, not cont petrol oil, not liquid	156.200	1.885.205	712.698	5.934.349
3404200000	Artificial waxes & prepared waxes, of poly(oxyethylene) (polyethylene glycol)	257.773	1.457.946	549.985	2.913.557
3404900000	Oth artificial waxes & prepared waxes.	1.145.167	4.771.443	2.304.657	9.505.108
3405100000	Polishes, creams & similar preparation for wear or leather	11.987	88.992	95.564	524.082
3405200000	Polishes, creams & similar prep for the maintenance of wooden furniture	2.272	9.468	10.889	35.391
3405300000	Polishes & similar prep for coachwork, other than metal polishes	1.744	56.527	14.588	156.287
3405401000	Abrasive lapping & honing, in the form of flour, scouring pastes & powder	3.707	11.189	32.125	93.807
3405409000	Oth scouring pastes & powders & other scouring preparations	33.876	267.137	62.238	560.360
3405901000	Metal polishers	2.161	107.151	18.771	169.156
3405909000	Oth polishes & cream, for footwear, furniture, floors	72.409	277.868	138.219	650.525
3406000000	Candles, tapers & the like.	30.968	302.568	43.092	411.628
3407001000	Modelling pastes, incl those put up for children's amusement	8.629	78.220	58.363	238.540
3407002000	Prep known as "dental wax", in sets, in packings, retail sale or in plates	25	1.693	1.016	19.566
3407003000	Other preparations for use in dentistry, with a basis of plaster (of calcined	99	11.898	1.610	54.954
3501100000	Casein	329.895	1.441.092	2.294.680	11.345.819
3501901000	Caseinates & other casein derivatives	96.800	221.110	615.627	1.628.714
3501902000	Casein glues	0	6	0	176
3502110000	Egg albumin - dried	98	19.416	2.988	107.807
3502190000	Egg albumin - oth than dried	0	155	0	1.632
3502200000	Milk albumin, incl concentrates of >= 2 whey proteins	75.052	182.627	365.921	1.165.810
3502900000	Oth egg albumin	9	9.213	1.858	111.142

**I.3. IMPOR MENURUT KOMODITI / IMPORT BY HS COMMODITY**  
**\*\*\* JUNI / JUNE 2009 \*\*\***

H S	Uraian Komoditi Commodity Description	Berat Bersih / Net Weight (Kg)		Nilai / Value C.I.F (US\$)	
		Bulan ini Current Month	Kumulatif Cum.Jan. to date	Bulan ini Current Month	Kumulatif Cum.Jan. to date
3503001000	Glues of animal origin	22.840	137.627	43.646	356.985
3503002000	Gelatin in powder form with bloatinglevel a-250 or b-230 or more	37.118	279.541	178.747	1.044.771
3503003000	Isinglass	160	160	8.198	8.198
3503009000	Oth gelatin derivatives,isinglass,otherglue of animal origin,excl casein glues	300.234	1.399.750	1.762.200	7.464.715
3504000000	Peptones and their derivatives, otherprotein substances and their	357.514	2.006.721	1.309.584	6.815.534
3505101000	Dextrins, soluble or roasted starches	2.259.489	17.634.148	1.552.675	10.172.895
3505109000	Oth dextrins & oth modified starches	7.764.335	35.579.630	4.941.528	23.660.986
3505200000	Glues based on starches/dextrins	304.596	1.861.856	608.629	3.621.937
3506100000	Prods suitable for use as glues/adhesivefor ret sale as glues/adhesives < 1 kg	166.168	1.149.989	654.273	4.711.130
3506910000	Adhesives based on polymers of heading39.01 to 39.13 or on rubber	977.426	5.751.083	2.614.460	14.669.257
3506990000	Oth prepared glues & oth preparedadhesives, nes	918.850	4.902.033	3.158.836	18.991.061
3507100000	Rennet & concentrates thereof	1.500	3.915	90.450	179.325
3507900000	Oth enzymes; prepared enzymes nes orinclud	372.515	1.574.142	1.947.915	8.667.923
3601000000	Propellent powders	340	653	201	5.139
3602000000	Prepared explosive, oth than propellentpowders	214.020	754.269	529.518	2.929.345
3603001000	Semi-fuses, elemented caps, signal tubes	61.464	153.931	1.512.400	3.119.879
3603002000	Safety fuses or detonating fuses	18.938	32.568	606.210	1.092.804
3603009000	Oth safety fuses, detonat fuses, percussion detonat caps,igniters,electric dtnt	148.268	591.652	2.211.716	10.810.224
3604100000	Firecrackers and other fireworks	2.286.254	6.102.365	2.231.795	5.547.151
3604901000	Distress signal equipment	4	397	23	2.790
3604909000	Oth signalling flares, rain rocket, forsignal & oth pyrotechnic articles	48.946	85.749	86.303	194.760
3605000000	Matches,oth than pyrotechnic article of36.04, in pack of >= 100 matches	0	1.355	0	10.651
3606100000	Liquid/liquified-gas fuel in containersused for filling or refilling <= 300 cm	13.500	13.591	14.553	16.431
3606901000	Solid or semi-solid fuels, solidifiedalcohol & oth similar prepared fuels	326	1.812	379	7.470
3606902000	Lighter flints	17.479	21.051	156.455	163.631
3606903000	Oth ferro-cerium & oth pyrophoric alloyin all forms	0	24	0	113
3606904000	Resin torches, firelighters & the like	7	1.050	161	787
3606909000	Oth articles of combustible material asspecified note 2 to this chapter.	12.759	19.231	60.154	164.758
3701100000	Photographic plates & film in the flatfor x-ray	58.465	336.939	765.875	4.515.965
3701200000	Instant print film	5.724	6.515	10.864	17.444
3701300000	Oth plates & film, with any side>255 mmspecially for printing industri	149.642	1.367.872	1.022.573	8.261.629
3701910000	Oth plates &film for color photogrhap(polychrome)	0	4.178	0	8.271
3701990000	Oth plats &film photogrhap(polychrome)specially manuf for printing indust	98.461	538.134	160.254	919.377
3702100000	Film for x-ray	222	11.597	18.186	299.365
3702310000	Oth film,without perforat,of width notexceed 105 mm for photograp(polychrome)	91	5.177	13.724	143.837
3702324000	Instant print film in bands of width >=16 mm & length >=120m	54	19.604	827	64.694
3702329000	Oth film with silver halide emulsi,of a width < 105 mm	0	228	0	1.090
3702393000	Oth infra red transparent film,of a width < 105 mm	0	1.100	0	10.511
3702399000	Oth film without perforations of awidth < 105 mm	256	19.912	2.400	26.330
3702419000	Film for use oth than in medical,surgical,dental or veterinary sciences	0	2.121	0	42.098
3702433000	Infra red transparent film, width >610 mm, length < 200 m	2.223	10.666	39.324	167.347
3702435000	Film, width > 610mm, length < 200mspecially prepared for medical service	7.050	24.971	121.066	371.917
3702439000	Oth film of width > 610 mm & length <120 m	3.596	36.149	17.195	307.398
3702443000	Infra red transparent film, 105mm< width < 610mm	1.197	9.924	21.180	150.831
3702445000	Film, 105mm< width<610mm,specially prepared for medical service	21.820	46.005	361.003	700.410
3702449000	Oth film, 105mm < width < 610 mm &length < 120m	10.207	45.379	55.026	313.581
3702522000	Film for color photo width<6mm, length>14 m, for cinematography	154	1.072	12.509	53.487
3702529000	Film for color photo width<16mm,length > 14 m	93	117	5.784	7.995
3702549000	Oth film for color photo16mm<width<35mm,length<30m, oth than for slides	5.151	25.354	13.500	58.181
3702552000	Film for color photo 16mm< width<35mm,length<30m, for cinematography	1.233	14.717	99.659	494.706
3702559000	Oth film 16mm< width<35mm, length> 30mfor color photography	14.666	44.315	375.229	1.452.512
3702565000	Film width>35mm,for color photographyspecially prepared for medical service	0	85	0	2.344
3702569000	Oth film width> 35mm, for colorphotography	46	58	2.948	5.729
3702915000	Film oth than for color photo width< 16mm, specially for medical service	0	73	0	210
3702919000	Oth film oth than for color photowidth < 16mm	0	101	0	6.445
3702935000	Film oth than for colorphoto 16mm<width< 35mm, length<30m, for medic serv	0	9	0	60
3702952000	Film oth than for color photo width >35 mm for cinematography	0	1.274	0	2.524
3702956000	Film oth than for color photo width >35 mm prepared for medical service	0	490	0	817
3702959000	Oth film oth than for color photography	0	1.424	0	36.024
3703100000	Photographic paper, paperboard&textil,unexposed, rolls,width of 610-1000mm	441	2.082	5.321	11.209
3703200000	Oth photograph paper, sensitisi, unex-posed for color photography	134.288	419.537	340.424	1.023.712
3703900000	Oth photograph paper, paperboard & textsensitised, unexposed.	113.028	794.728	486.488	2.695.435
3704001000	Plate & film for x-ray,unexposed but notdeveloped	0	277	0	4.596
3704009000	Oth photograph plates,film,paper,paper-board & textiles,expos but not developed	818	73.664	6.809	153.642
3705100000	Photograph plates & film, exposed &ddeveloped,for offset reproduc	15.317	60.550	21.320	63.696
3705901000	Photograph plates & film, exposed &ddeveloped,for x-ray	134	2.873	7.142	16.967
3705902000	Microfilms, exposed and developed	0	6.352	0	33.552
3705909000	Oth photograph plates & film,expos &ddeveloped,oth than cinematographic film	2.407	52.313	39.771	147.829
3706101000	Newsreels,travelogues,technical & scien-tic film exposed&ddeveloped,width>=35m	6.740	23.217	477.938	1.681.841
3706109000	Oth cinematograph film, expos & deve-losed of a width >= 35 mm	301	1.058	10.878	37.139
3706909000	Oth cinematgrphic film,expos & developwith or not incorporating soundtrack	262	1.076	4.070	21.121
3707100000	Sensitising emulsion,for photo use (oththan varnishes, glues, adhesives),retail	3.120	38.768	29.008	109.072
3707901000	Flashlight materials, unmixed prods forphotog uses,put up in measur portions	1.478	17.800	1.917	49.018

**I.3. IMPOR MENURUT KOMODITI / IMPORT BY HS COMMODITY**  
**\*\*\* JUNI / JUNE 2009 \*\*\***

H S	Uraian Komoditi Commodity Description	Berat Bersih / Net Weight (Kg)		Nilai / Value C.I.F (US\$)	
		Bulan ini Current Month	Kumulatif Cum.Jan. to date	Bulan ini Current Month	Kumulatif Cum.Jan. to date
3707909000	Oth chemical prep for photographic uses,put in measur portions, ready for use	332.131	1.985.894	1.131.051	7.476.012
3801100000	Artificial graphit,in the form of pasteblocks,plates or oth semimanufacts	159.663	393.859	298.770	1.175.150
3801200000	Colloidal/semi-colloidal graphite, inpastes,blocks,plates or oth semimanufac	0	8.343	0	52.840
3801300000	Carbonaceous pastes for electrodes &similar paste & for furnace linings	462.075	3.997.780	439.954	3.606.695
3801900000	Oth artificial graphit;colloidal or semigraphite,pastes, blocks or plates	21.542	163.728	69.499	533.571
3802100000	Activated carbon, including spentanimal black	485.042	1.736.097	534.310	2.470.840
3802901000	Activated bauxite, including spentanimal black	4.071	220.071	6.226	48.866
3802902000	Activated clays & activated earth, incspent animal black	5.616	316.232	7.928	95.294
3802909000	Oth activat natural mineral prod,animalblack include spent animal black	821.415	3.902.144	462.636	1.844.751
3803000000	Tall oil, whether or not refined.	0	93.875	0	157.873
3804001000	Concentrated sulphite lye	281.579	525.890	272.419	469.470
3804009000	Oth residual lyes from woodpulp with ornot concentrat,desugar or chemical treat	455.001	1.543.401	812.208	2.909.865
3805100000	Gum, wood or sulphate turpentine oils	7.297	125.946	14.691	131.080
3805900000	Oth terpenic oil produc by the distillat of coniferous wood & oth crude paracy	74.627	642.692	178.527	1.379.419
3806100000	Rosin & resin acids	17.456	206.722	31.628	482.534
3806200000	Salt of rosin,of resin acid, of drv orresin acid,oth than salt of rosin addict	5.624	21.835	10.284	62.535
3806301000	Ester gums - in blocks	6.756	10.783	11.550	21.330
3806309000	Ester gums - in oth forms	97.565	838.172	212.783	2.005.339
3806901000	Run gums in blocks	0	8	0	92
3806909000	Oth derivates rosin & resin acidsthereof	371.559	1.234.753	479.709	1.917.673
3807000000	Wood creosote	1.923	36.885	13.914	80.630
3808501100	Intermediate preparations for themanufacture of insecticides,subhd note 1	167.535	882.735	1.346.317	8.270.176
3808501200	Insectisides in the form of mosquitocoils/mosquito coil powder, subhd note 1	6.660	23.524	44.842	126.571
3808501300	Insecticides in aerosol containerssubhd note 1	101	19.606	293	51.980
3808501900	Insecticides, in oth form, subhd note 1	341.742	1.244.500	1.407.445	4.574.427
3808502000	Fungicides, subhd note 1	221.118	1.343.046	1.150.774	6.948.231
3808503000	Herbicides, anti-sprouting products andplant-growth regulators, subhd note 1	247.542	1.799.780	598.521	5.361.362
3808504000	Disinfectants, subhd note 1	7.805	64.561	115.841	345.120
3808509100	Wood preserv, being prep oth than surface coat,cont insect/fungi subhd note 1	7.031	20.994	25.310	80.678
3808509900	Oth disinfect,smlar product,put up inform/pack for retl sale, subhd 1	0	47.036	0	456.428
3808911000	Intermediate preparation for the mnfactof insecticides, not subhd note 1	124.488	399.061	6.983.698	20.074.185
3808912000	Insecticide in the form of mosquito coil/mosquito coil powder, not subhd note 1	0	27.599	0	55.274
3808919000	Insecticides, in oth form, not subhdnote 1	198.764	1.188.927	931.031	7.730.249
3808920000	Fungicides, not subhd note 1	776.982	2.875.615	3.049.837	14.867.172
3808930000	Herbicides, anti-sprouting products andplant-growth regulator, not subhd note 1	1.058.877	6.072.464	3.416.331	17.387.037
3808940000	Disinfectants, not subhd note 1	47.925	152.058	132.004	603.346
3808991000	Wood preserv,being prep oth than surface coat,cont insect/fungi not subhd note	1.206	1.231	26.238	29.238
3808999000	Oth disinfect,smlar product, put up inform/pack for retl sale,not subhd note 1	9.382	79.662	27.247	379.583
3809100000	Oth finish agent,dye carriers to accelewith a basis of amylaceous substances	92.332	1.074.378	183.410	1.486.002
3809910000	Oth finish agent,dye carriers to accelekind used in the textile or like indust	1.118.263	5.776.468	3.023.047	13.949.016
3809920000	Oth finish agent,dye carriers to accelekind used in the paper or like indust	1.816.459	9.115.313	4.410.236	19.299.363
3809930000	Oth finish agent,dye carriers to accelekind used in the leather or like indust	294.561	1.330.666	689.768	3.212.513
3810100000	Pickling prep for metal surfac,soldering, brazing, welding powders	825.945	3.333.952	2.440.877	9.228.061
3810900000	Other prep of a kind used as cores orcoating for weld electrodes or rods	810.557	4.147.705	1.264.306	7.876.200
3811100000	Anti-knock preparation, based on leadbased on lead compound	479	3.203	2.230	12.795
3811190000	Oth anti-knock preparations	112.126	628.232	353.431	1.948.517
3811211000	Additive for lubricat oils,cont petroloil & oil obtain from bitumin,retail	804	49.883	3.287	83.162
3811219000	Additive for lubricat oils,cont petroloil & oil obtain from bitumin,not retail	3.732.266	22.285.630	11.392.576	72.367.153
3811290000	Oth additive for lubricat oils,contpetrol oil & oil obtain from otmn minera	196.786	1.139.934	633.153	3.697.504
3811901000	Anti knock prep., rust preventativ& corrosion inhibitors	163.292	966.023	660.124	4.261.604
3811909000	Oth anti-knock prep.,for mineral oilliquid used as mineral oils	859.687	7.323.086	1.930.796	11.851.055
3812100000	Prepared rubber accelerators	1.163.776	4.944.259	2.596.395	11.131.278
3812200000	Compound plasticisers for rubber orplastics	985.758	3.058.738	1.744.509	5.361.850
3812301000	White carbon	56.978	410.609	105.822	739.944
3812309000	Oth anti oxidising prep & oth compoundstabilisers for rubber or plastics	2.104.363	8.092.416	5.464.810	20.257.206
3813000000	Prep. & charge for fire-extinguishercharged fire-extinguishing grenades	232.050	736.895	736.141	1.807.576
3814000000	Organic composite solvents & thinners,prepared paint or varnish removers	443.461	2.836.695	1.938.392	8.322.323
3815110000	Supported catalyst,with nickel/nickelcompounds as the active substance	32.225	313.712	276.715	4.782.717
3815120000	Supported catalyst, with precious metalcompounds as the active substance	14.599	76.934	330.774	1.452.499
3815190000	Oth supported catalysts	448.403	3.096.687	2.835.036	20.543.634
3815900000	Oth reaction initiators,reaction accelerators catalytic prep,nes or incld	2.017.017	7.559.154	4.302.076	24.173.263
3816001000	Refractory cements, mortars, concretes	582.224	5.892.786	468.175	3.385.012
3816009000	Oth refractory cements, mortars, concret	799.309	3.139.690	395.273	2.145.921
3817000000	Mixed alkylbenzenes & mixed alkylnaphthalanes oth than head 2707 or 2902	1.003.019	18.065.935	1.143.161	22.957.909
3818000000	Wafers/discs with silicon content	9.042	89.615	256.135	1.778.181
3819000000	Hyd brake fluids&oth for hyd trnsmssionwhether or not cont<70% weight of petrln	281.069	1.122.637	628.867	2.738.768
3820000000	Anti-freezing preparations & preparedand prepared de-icing fluids	66.129	212.202	169.310	450.457
3821001000	Prepared culture media for development	16.810	62.589	197.228	926.687
3821009000	Oth prepared culture media fordevelopment	256	15.017	8.080	329.836
3822001000	Plate,sheet,film, foil&strip of plasticimpreghtd/coated with diag. reagents	6.343	32.460	559.373	2.715.948
3822002000	Paperboard,cellulose wadding&web fibreimpreghtd/coated with diag. reagents	6.100	71.271	62.803	1.031.052
3822003000	Sterilisation indicator strips & tapesoth thn heading 3002 or 3006	688	4.334	12.879	75.288
3822009000	Oth diagnostic/lab reagents & preparedwhether or not head 30.02 or 30.06	165.436	782.369	2.494.856	13.773.711

**I.3. IMPOR MENURUT KOMODITI / IMPORT BY HS COMMODITY**  
**\*\*\* JUNI / JUNE 2009 \*\*\***

H S	Uraian Komoditi Commodity Description	Berat Bersih / Net Weight (Kg)		Nilai / Value C.I.F (US\$)	
		Bulan ini Current Month	Kumulatif Cum.Jan. to date	Bulan ini Current Month	Kumulatif Cum.Jan. to date
3823110000	Stearic acids	381.633	1.846.101	326.663	1.647.835
3823120000	Oleic acids	47.214	241.825	62.280	291.161
3823130000	Tall oils fatty acids	42.543	948.865	33.847	971.202
3823191000	Acids oil from refining	0	995	0	10.670
3823199000	Oth industrial monocarboxylic fatty acid	777.642	2.829.552	1.337.422	5.860.197
3823701000	Industry fatty alcohols in the form of wax	2.435	4.894	7.046	15.223
3823709000	Oth industry fatty alcohols in the form of wax	1.013.150	7.440.376	1.190.841	7.394.910
3824100000	Prepared binders for foundry moulds or core	322.370	1.145.260	369.781	1.494.969
3824300000	Non-agglomerated metal carbides mixed together with metallic binders	1.406	18.195	994	109.808
3824400000	Prepared additives for cements, mortars or concretes	1.390.885	8.643.728	3.406.292	20.810.398
3824500000	Non-refractory mortars & concretes	183.820	357.602	104.131	172.924
3824600000	Sorbitol oth than that of subheading 2905.44	23.472	198.367	17.534	163.514
3824720000	Mix cont halogenated, drv methane, ethane cont bromochloro di(tri)fluoromethane	0	2.643	0	48.449
3824750000	Mix cont halogenated, drv methane, ethane containing carbon tetrachloride	8.160	18.779	18.960	31.020
3824770000	Mix cont halogenated, drv methane, ethane cont bromomethane or bromochloro	0	15	0	3.425
3824780000	Mix cont halogenated, drv methane, ethane cont PFC or HCFC but not CFC or HC	62.288	110.302	155.183	235.817
3824790000	Other mix cont halogenated, drv methane, ethane	79.412	1.173.960	440.305	2.127.774
3824810000	Mix & preparation containing oxirane (ethylene oxide)	32.904	66.308	49.372	100.674
3824820000	Mix & preparation containing pbbs, PCBs, PCTs	0	3.607	0	11.099
3824830000	Mixtures & preparation containing tris(2,3-dibromopropyl) phosphat	19	322	148	2.810
3824901000	Ink removers, stencil correctors & oth. corrector fluids in package	36.566	267.914	107.441	967.020
3824902000	Mixtures of chemical, of a kind used in manufacture of foodstuff	237.409	1.213.115	828.497	4.404.370
3824903000	Copying pastes with a basis of gelatin presented in bulk/ready to use	873	15.886	3.670	58.938
3824904000	Composite inorganic solvents	89.598	497.961	365.605	2.149.087
3824905000	Acetone oil	3.318	10.073	25.648	148.642
3824906000	Preparations/mixtures cont monosodium glutamate	6.631	75.543	47.275	381.812
3824909000	Oth prods & preparations cont cfc-11, 12, 115, and halon	3.263.787	16.911.275	9.009.248	46.488.867
3825900000	Oth residual prods of the chemical/allied industry	0	2	0	100
3901103000	Polyethylene < 0,94 in liquids or pastes	118.212	501.464	358.447	1.165.785
3901109010	Polymers of ethylene, in granule form	12.294.552	79.949.443	14.269.678	79.795.090
3901109090	Polymers of ethylene other form	2.045.312	11.668.329	2.433.021	12.137.241
3901200000	Polyethylene having a specific gravity 0.94 or more	7.193.609	45.335.526	8.828.989	46.725.880
3901303000	Ethylene-vinyl acetate copolymers in liquid or pastes	948.243	6.723.637	1.162.913	7.096.569
3901309000	Ethylene-vinyl acetate copolymers in other form	2.252.903	12.133.101	4.007.038	21.280.416
3901903000	Oth polymers of ethylene in liquid or pastes	90.995	295.342	384.076	1.569.299
3901909000	Oth polymers of ethylene in other form	4.939.262	30.443.658	5.832.524	33.486.138
3902101000	Polypropylene in powder form	24.442	517.336	25.445	593.974
3902102000	Polypropylene in granule form	22.377.701	126.755.017	24.932.382	120.962.803
3902109000	Polypropylene in other form	3.330.556	14.468.570	4.023.110	14.156.845
3902203000	Polysobutylene liquids/pastes	4.479	369.276	41.813	927.492
3902209000	Polysobutylene in oth forms	158.600	914.931	221.669	1.402.854
3902303000	Propylene copolymers in liquid or pastes	217.400	1.445.866	290.683	1.817.900
3902309010	Propylene copolymers in granule form	14.109.949	63.871.934	16.100.093	66.736.016
3902309090	Propylene copolymers in other form	1.143.408	3.922.356	1.102.100	4.005.862
3902903000	Oth polymers of propylene in liquid or pastes	15.713	101.484	23.494	165.680
3902909000	Oth polymers of propylene in other form	680.575	4.693.074	1.477.944	8.565.313
3903110000	Expansile polymers of styrene	2.245.535	7.667.389	3.201.177	9.968.245
3903190000	Other polymers of styrene	3.811.348	18.154.778	4.648.126	21.517.189
3903203000	Styrene-acrylonitrile (SAN) copolymers in aqueous dispersion	112.892	810.786	110.402	1.114.591
3903209000	Oth styrene-acrylonitrile (SAN) copolymers	509.013	2.460.792	760.806	3.509.559
3903303000	Acrylonitrile-butadiene-styrene (ABS) copolymers in aqueous dispersion	237.168	2.396.293	493.508	4.433.234
3903309000	Acrylonitrile-butadiene-styrene copolymers in other form	4.786.640	22.050.409	7.269.070	36.412.708
3903903000	Oth polymers of styrene in aqueous dispersion	127.027	346.201	204.382	584.106
3903909000	Oth polymers of styrene in other form	245.769	1.094.979	464.549	2.215.272
3904101000	PVC homopolymers, suspension type not mixed with oth substances	130.984	527.311	143.390	760.092
3904109000	PVC in other form	2.077.871	15.255.188	1.917.541	14.362.098
3904210000	Oth poly(vinyl chloride) non plasticised	136.620	536.917	146.588	523.563
3904220000	Oth poly(vinyl chloride) plasticised	562.367	2.762.718	610.581	3.102.221
3904300000	Vinyl chloride-vinyl acetate copolymers	172.604	774.307	417.591	1.735.729
3904400000	Other vinyl chloride copolymers	106.655	450.482	362.860	1.539.523
3904504000	Vinylidene chloride polymr in dispersion	0	587	0	1.511
3904509000	Vinylidene chloride polymers in other form	247.688	1.329.865	394.639	2.217.753
3904610000	Fluoro-polymers polytetrafluoroethylene	15.846	81.482	68.125	411.819
3904693000	Fluoro-polymers polytetrafluoroethylenedispersions	2.400	12.646	11.314	71.742
3904699000	Oth fluoro-polymers in other form	5.754	37.654	49.561	306.369
3904909000	Oth polymers vinyl chloride in oth forms	788	28.488	4.166	156.498
3905120000	Poly(vinyl acetate) in aqueous dispersions	12.440	529.267	26.447	605.218
3905190000	Other poly(vinyl acetate)	68.650	384.391	328.861	1.277.220
3905210000	Vinyl acetate copolymers in aqueous dispersions	195.334	1.343.694	209.054	1.528.995
3905290000	Other vinyl acetate copolymers	64.291	327.769	155.133	822.363
3905301000	Poly(vinyl alcohol) in aqueous dispersions	141.481	250.324	283.264	614.365
3905309000	Poly(vinyl alcohol) in other form	1.595.920	6.810.118	3.673.883	15.983.552
3905910000	Copolymers of vinyl acetate or of other vinyl ester	60.987	282.136	298.966	2.340.572

**I.3. IMPOR MENURUT KOMODITI / IMPORT BY HS COMMODITY**  
**\*\*\* JUNI / JUNE 2009 \*\*\***

H S	Uraian Komoditi Commodity Description	Berat Bersih / Net Weight (Kg)		Nilai / Value C.I.F (US\$)	
		Bulan ini Current Month	Kumulatif Cum.Jan. to date	Bulan ini Current Month	Kumulatif Cum.Jan. to date
3905990000	Oth polymer of vinyl acetate/oth vinyl esters; oth vinyl polymers; primary form	58.055	305.311	531.575	2.520.037
3906101000	Poly(methyl methacrylate) in aqueous dispersions	7.659	215.821	46.788	609.336
3906109000	Oth poly(methyl methacrylate) in other form	394.161	2.288.625	814.453	5.486.168
3906901100	Oth acrylic copolymers in aqueous dispersions	187.708	1.898.495	434.624	3.253.632
3906901900	Oth acrylic copolymers in other forms	598.459	3.895.396	1.294.174	8.935.131
3906909100	Oth acrylic polymers in aqueous dispersions	483.142	1.828.636	673.689	2.896.465
3906909900	Oth acrylic polymers in other forms	2.343.922	11.662.249	5.957.793	30.437.272
3907100000	Polyacetals	713.926	2.264.845	1.611.200	5.255.896
3907200000	Other polyethers	4.431.838	16.705.543	7.691.081	28.988.742
3907302000	Epoxide resins based powder coating	106.768	509.698	649.462	2.057.051
3907303000	Epoxide resins in liquids/pastes	1.415.420	5.728.325	3.276.597	12.693.703
3907309000	Epoxide resins in oth form	989.319	4.949.618	2.322.800	13.156.176
3907400000	Polycarbonates	3.384.121	12.265.493	7.476.619	27.657.791
3907500000	Alkyd resins	86.480	487.117	167.576	943.630
3907601000	Poly(ethylene terephthalate) in aqueous dispersions	505	57.396	6.238	129.390
3907609000	Poly(ethylene terephthalate) in oth form	5.928.376	28.037.974	6.996.210	29.300.853
3907700000	Poly(lactic acid)	20.844	82.141	41.148	190.817
3907912000	Oth polyesters unsaturated in chip form	0	6.852	0	50.141
3907919000	Oth polyesters unsaturated in oth form	196.754	1.805.331	422.472	3.232.482
3907994000	Oth polyester saturated based powder coating	91.557	394.818	170.330	731.404
3907999000	Oth polyesters saturated in oth form	3.298.375	15.936.935	4.422.006	19.548.659
3908101000	Polyamides in primary forms, polyamide-6	3.310.116	17.575.182	6.697.514	38.362.308
3908109000	Oth polyamide-6,-11,-12,-6,6,-6,9,-6,10	1.059.687	6.147.023	2.450.371	12.286.174
3908900000	Other polyamides	257.926	1.209.685	808.063	3.962.661
3909101000	Urea resins, thiourea resin in moulding compound	60.535	676.245	178.030	1.263.406
3909109000	Other urea resins	281.089	1.428.627	562.281	2.491.663
3909201000	Melamine resins in moulding compound	223.221	1.390.375	631.808	3.512.966
3909209000	Other melamine resins	196.393	1.205.071	280.776	1.594.006
3909301000	Oth amino-resins in moulding compound	294.509	1.456.515	507.406	2.150.594
3909309000	Oth amino-resins, oth thn moulding compound	254.128	2.013.130	683.554	4.403.060
3909401000	Phenolic resins in moulding compound	50.000	192.505	164.721	748.719
3909409000	Other phenolic resins	785.008	7.166.869	1.497.891	11.078.701
3909500000	Polyurethanes	1.607.596	7.561.214	5.081.837	23.810.240
3910002000	Silicones in dispersions or in the form of solutions	561.058	2.564.877	1.972.931	9.848.843
3910009000	Silicones in oth forms	711.177	2.347.217	3.243.578	10.942.754
3911101000	Petroleum, coumarone, indene/coumarone in liquid or pastes	34.569	408.259	60.888	617.007
3911109000	Petroleum, coumarone, indene/coumarone in oth form	1.311.019	8.663.686	2.112.633	13.705.271
3911900000	Oth petroleum, coumarone, indene/coumarone in oth form	907.666	3.880.872	2.220.654	9.749.935
3912100000	Cellulose acetates non-plasticised	1	4.119	240	58.681
3912120000	Cellulose acetates plasticised	2.088	26.741	17.352	137.505
3912201100	Water-based semi-finished nitrocellulose cellulose nitrates non plasticised	347	1.556	2.322	10.171
3912201900	Oth cellulose nitrates non plasticised	49.608	1.234.139	100.433	2.621.717
3912202000	Cellulose nitrates plasticised	9.600	61.633	42.240	164.208
3912310000	Carboxymethylcellulose & its salts	673.280	3.129.584	1.223.274	7.744.560
3912390000	Oth cellulose ethers	183.417	1.123.351	1.179.180	7.132.674
3912902010	Regenerated cellulose	11.000	11.000	49.500	49.500
3912902090	Other regenerated cellulose	109.665	413.322	428.739	1.861.964
3912909000	Oth cellulose in other form	194.732	862.977	890.523	4.128.305
3913100000	Alginic acid, its salts & esters	93.147	322.087	548.910	2.045.271
3913900000	Oth natural polymers & its modified, in primary form	95.167	1.261.001	557.829	5.482.675
3914001000	Ion-exchangers based on polymers of head of a kind used	214.461	753.221	430.456	1.558.859
3914009000	Oth ion-exchangers based on polymers of head of a kind used	208.419	999.265	591.863	3.489.665
3915100000	Waste, parings & scrap, of polymers of ethylene	17.500	22.056	8.501	63.224
3915909000	Waste, parings & scrap, of other plastic	18.200	663.549	9.049	358.263
3916101000	Monofilament of polymers of ethylenechloride	0	1.532	0	12.442
3916102000	Monofilament of polymers of ethylenchloride, sticks and profile shapes	1.215	5.727	8.127	36.707
3916201000	Monofilament of polymers of vinylchloride	29.819	92.595	89.969	293.622
3916202000	Monofilament of polymers of vinylrods, sticks and profile shapes	37.263	265.872	92.460	574.230
3916904000	Monofilament of other plastics of hardened proteins	20.230	49.548	188.535	505.062
3916909000	Oth monofilament of other plastics	49.526	320.334	390.634	1.994.047
3917101000	Artificial guts (sausage casings) of hardened proteins	11.180	31.289	305.232	874.957
3917109000	Artificial guts (sausage casings) of cellulosic materials	160.677	426.963	798.345	2.700.648
3917210000	Tube, pipe, hose, fitting thereof of plastic of polymers of ethylene	37.981	240.573	205.450	655.351
3917220000	Tube, pipe, hose, fitting thereof of plastic of polymers of propylene	12.287	51.782	63.172	288.948
3917230000	Tube, pipe, hose, fitting thereof of plastic of polymers of vinyl chloride	53.032	543.488	161.118	2.454.247
3917290000	Tube, pipe, hose, fitting thereof of plastic of other plastics	167.083	1.116.937	287.611	3.280.792
3917310000	Flexible tubes, pipes and hoses have a minimum burst pressure of 27.6 mpa	28.115	523.991	163.145	2.785.983
3917321000	Sausage & ham casings, without fittings of plastics	4.204	19.855	88.649	318.394
3917329000	Oth unflexible tubes, pipes & hoses, not reinforced, without fittings	151.828	686.882	709.934	3.077.632
3917330000	Oth, not reinforced/otherwise combined with oth materials/fittings of 3917.30	9.520	22.837	48.417	145.440
3917390000	Oth tubes, pipes and hoses	474.303	1.346.535	954.618	3.726.957
3917400000	Fittings of plastics	250.650	1.141.225	957.307	4.922.678
3918101100	Tiles of polymers of vinyl chloride	41.770	228.958	85.618	265.410



**I.3. IMPOR MENURUT KOMODITI / IMPORT BY HS COMMODITY**  
**\*\*\* JUNI / JUNE 2009 \*\*\***

H S	Uraian Komoditi Commodity Description	Berat Bersih / Net Weight (Kg)		Nilai / Value C.I.F (US\$)	
		Bulan ini Current Month	Kumulatif Cum.Jan. to date	Bulan ini Current Month	Kumulatif Cum.Jan. to date
3918101900	Oth floor covering of polymers of vinylchloride	1.988.823	7.663.210	778.415	4.139.536
3918109000	Wall or ceiling coverings of polymers of vinyl chloride	839.119	3.714.296	548.220	2.316.244
3918901100	Tiles, of polyethylene	3.756	77.816	30.000	257.379
3918901300	Oth floor coverings of polyethylene	130.801	988.703	270.362	1.338.259
3918901900	Oth floor coverings of oth plastics	68.147	322.670	110.323	442.152
3918909100	Wall or ceiling covering of polyethylene	82.071	1.132.782	78.715	2.139.069
3918909900	Wall or ceiling coverings of oth plastic	54.264	280.274	117.797	663.474
3919101000	Tape in roll,width=<20cm,of polymers of vinyl chloride	22.562	381.788	237.336	2.053.711
3919102100	Tape in roll,width=<20cm,of polyethyleneused in mnfctre of telephonc/elect wire	35.891	130.043	85.411	529.908
3919102900	Tape in roll,width=<20cm,of polyethyleneused for other	174.332	744.831	731.423	4.068.956
3919109000	Oth self-adhesive plate, sheet, film, in roll, width =<20 cm, of oth plastics	338.532	1.919.243	1.952.873	10.126.416
3919901000	Oth self-adhesive plates, sheets, film, foil, tape of polymers of vinyl chloride	153.231	616.464	453.444	2.640.974
3919909000	Oth self-adhesive plates, sheets, film, foil, tape, strip of plastics	2.192.591	9.723.298	6.557.566	30.033.419
3920100000	Oth tape of polymer of ethylene, not formfg of telephonic/electric wire	1.978.356	9.354.501	4.205.375	20.655.670
3920200010	Bopp film, of polymers of propylene	3.995.127	13.981.354	6.360.013	20.685.217
3920200090	Oth tape of polymer of propyleneused as an adhesive by melting	786.977	5.908.880	1.557.421	9.169.190
3920301000	Polymers of styrene used as an adhesive by melting	19.941	146.679	26.875	159.491
3920309000	Polymers of styrene not used as an adhesive by melting	35.180	238.006	119.972	372.295
3920430000	PVC tape weight >6% of plasticiser used than mfg of telephonic/electric wire	573.749	2.010.267	918.955	3.945.216
3920490000	Other of polymers of vinyl chloride	920.883	4.529.569	1.810.524	8.210.731
3920510000	Oth plate, sheet, film, foil or strip of acrypolymers of methyl methacrylate	36	360	57	1.048
3920590000	Oth plates, sheets, film, foil & strip of acrylic polymer of methyl methacrylate	11.749	93.313	39.661	429.280
3920610000	Film, of polycarbonates	287.192	2.265.946	535.092	6.147.708
3920621000	Film, of poly(ethylene terephthalate) used as an adhesive by melting	552.570	3.340.645	1.375.018	7.285.820
3920629000	Oth plate, sheet, foil & strip of poly-(ethylene terephthalate)	30.559	274.596	380.431	1.935.302
3920630000	Tapes, of unsaturated polyesters,	3.461	24.608	12.893	47.932
3920690000	Tapes, of oth polyesters, used as an adhesive by melting	828.289	4.753.252	1.802.569	10.003.929
3920711000	Cellophane film	108.798	148.447	576.992	692.656
3920712000	Viscose tear-off ribbon, foil	3.698	43.797	5.270	239.502
3920719000	Oth plate, sheet & strip of regenerated cellulose used other than adhesive by melti	0	807	0	6.376
3920730000	Cellulose acetate, plasticized, used as an adhesive by melting	0	1.280	0	9.098
3920790000	Plate, sheet, foil & strip of oth cellulose derivatives	964	1.651	4.589	17.657
3920911000	Film of poly(vinyl butyral), thickness 0.38-0.76mm width <= 2m	63.870	418.119	408.447	2.243.229
3920919000	Oth film of poly(vinyl butyral), plate,	48.729	514.585	121.272	1.570.889
3920921000	Plate, sheet, foil & strip of nylon 6 of polyamides	1.258	5.385	41.358	144.149
3920922000	Plate, sheet, foil & strip of polyamides, used as an adhesive by melting	1.082	2.435	3.878	17.602
3920929000	Plate, sheet, foil & strip of oth polyamides	21.968	215.671	74.195	752.342
3920931000	Plate, sheet, foil & strip of melamine, of amino-resins	0	1.127	0	6.449
3920939000	Oth plate, sheet, foil & strip of aminoused other than an adhesive by melting	7	82	2.107	5.131
3920941000	Phenol formaldehyde (bakelite) sheets	77.093	207.495	139.089	520.634
3920949000	Oth plate, sheet, foil & strip of phenolic resins	2.463	24.371	4.894	186.762
3920990010	Corrugated sheets & plates, of other plastics	28.695	265.091	113.245	956.330
3920990090	Oth plate, sheet, foil & strip of other plastics	153.080	1.096.778	900.415	5.356.863
3921111000	Plates & sheets, cellular, of polymers of styrene	109.974	740.863	245.502	1.035.442
3921119000	Film, foil & oth strip, cellular, of oth than plate and sheet	27.383	235.080	109.591	548.257
3921120000	Tapes of PVC, in plates & sheets formed as mfg telephonic/elect. wire	1.111.969	5.081.051	1.057.652	5.015.966
3921130000	Plates & sheets of polyurethanes	130.696	586.680	506.624	2.333.346
3921141000	Plates and sheets of regenerated cellulose	13.458	21.182	44.338	47.507
3921149000	Film, foil & oth strip of regenerated cellulose used in mfg telephonic/elect. wire	15.656	215.848	41.963	414.211
3921191000	Tapes in plate & sheet, of oth plastics	216.707	2.192.905	521.197	3.084.177
3921199000	Tapes in oth form, used in the oth than mfg of telephonic/electric wire	1.317.666	7.249.158	1.388.543	8.449.025
3921902000	Plates & sheets, not cellular plate and sheet	238.666	1.623.830	587.205	3.320.798
3921909000	Film, foil & oth strip, not cellular other than plate and sheet	544.034	3.840.405	1.324.854	8.587.992
3922100000	Baths, shower-baths, sinks & washbasins	64.580	494.718	236.943	1.635.439
3922201000	Lavatory covers of plastic	13.815	133.188	87.634	485.114
3922202000	Lavatory seats, of plastics	8.086	19.684	12.092	35.788
3922901100	Parts of flushing cisterns, of plastics	863	31.704	1.374	187.314
3922901900	Flushing water closets (lavatory pans) and urinals	254	18.123	22.954	137.982
3922909000	Similar sanitary ware, of plastics	43.833	347.234	75.845	651.116
3923100000	Boxes used for cinematographic films, tape and disks	697.543	3.543.850	2.727.721	11.037.169
3923211000	Aseptic bag of polymers of ethylene with aluminium foil in forcing material	12.050	352.215	104.450	1.539.163
3923219000	Oth sacks & bags, of polymers of ethylene	629.516	3.057.276	1.483.644	7.624.889
3923290000	Oth articles for the conveyance or packing of goods of oth plastics	603.957	3.248.913	1.932.902	12.339.643
3923301000	Toothpaste tubes container, of plastic	7.147	14.960	42.604	89.056
3923309000	Carboys, bottles, flasks & similar article, not toothpaste tube container	697.921	3.087.030	2.491.405	12.340.516
3923400000	Spool, cop, bobbin & similar support	49.644	377.097	349.007	2.572.300
3923500000	Stoppers, lids, caps and other closures	469.843	2.064.652	2.894.774	11.560.266
3923900000	Oth articles for the conveyance/packing goods of plastics	445.821	2.220.841	2.296.404	10.409.408
3924100000	Tableware & kitchenware	417.378	2.630.771	1.377.302	8.836.871
3924901000	Bed pans, urinals (portable type) & chamber pots	7.357	76.004	35.953	284.501
3924909000	Oth household & toilet articles, of plastics	351.649	1.641.807	917.256	4.486.437
3925100000	Reservoirs, tanks, vats & similar contain. capacity <= 300l	46.434	242.632	122.910	611.732
3925200000	Doors, windows & their frames & threshold for doors	103.076	595.662	142.218	681.190

**I.3. IMPOR MENURUT KOMODITI / IMPORT BY HS COMMODITY**  
**\*\*\* JUNI / JUNE 2009 \*\*\***

H S	Uraian Komoditi Commodity Description	Berat Bersih / Net Weight (Kg)		Nilai / Value C.I.F (US\$)	
		Bulan ini Current Month	Kumulatif Cum.Jan. to date	Bulan ini Current Month	Kumulatif Cum.Jan. to date
3925300000	Shutters,blinds (includ venetian blinds)and similar articles and parts	23.987	359.336	53.534	580.550
3925900000	Oth builders ware of plastics, not elsewhere specified	420.878	1.717.351	373.733	2.021.843
3926100000	Office or school supplies of plastics	190.525	1.163.144	367.594	2.285.643
3926206000	Articles of apparel used for protectionof plastics	36.812	263.762	272.682	1.718.051
3926209000	Oth articles of plastics, including belt	364.519	2.269.435	1.650.627	14.319.889
3926300000	Fittings for furniture, coachworkor the like	52.222	294.711	407.942	2.048.795
3926400000	Statuettes & othornamental articles	28.037	215.350	72.511	601.851
3926901000	Floats for fishing nets, of plastics	67.936	429.204	783.514	4.027.317
3926902000	Fan & handscreen, frame & handlethereof and parts	40.766	166.139	203.743	1.203.881
3926903200	Plastic moulds with denture prints	12	1.561	33	106.978
3926903900	Oth hygienic, medical & surgical	69.384	352.080	713.900	2.804.570
3926904100	Police shields, of plastics	168	226	223	1.827
3926904200	Protective mask & similar article forused in welding & similar works	11.879	68.301	124.348	569.794
3926904400	Life saving cushions for protection ofpersons falling from heght	1	886	4	5.806
3926904500	Reflected light nails, of plastics	1.550	8.300	2.555	94.606
3926904900	Oth safety & protective devices,	72.446	237.936	194.706	1.163.152
3926905300	Transmission or conveyor belts or beltin	47.442	172.936	424.459	2.118.218
3926905500	Plastic j-hooks & bunch blocks fordetonator	7.009	20.910	118.356	244.856
3926905900	Oth industrial articles, of plastics	335.199	1.709.971	2.193.114	11.606.694
3926906000	Nipple former,breastshell,nipple shield,hand expression funnel	798	943	506	2.585
3926907000	Corset busks & similar supports forarticles of appared or clothing accessor	8.731	79.604	78.793	1.020.035
3926908000	Cards for jewelleryorsmall objects ofpersonal adornment	124.022	453.858	177.596	823.682
3926909000	Oth articles of plastics & othmaterial	2.112.409	11.500.183	7.978.217	37.438.897
4001101100	Natural rubber latex,cont ammonia >=0.5% catrige concentrate	270.194	2.076.712	313.858	2.317.167
4001101900	Natural rubber latex,cont ammonia >=0.5% processed by other methods	300.000	616.400	360.000	738.696
4001102100	Natural rubber latex,cont ammonia <0.5% centrifuge concentrate	0	60.053	0	64.141
4001102900	Natural rubber latex,cont ammonia <0.5% processed by other methods	302.242	676.695	411.214	1.080.600
4001211000	Natural rubber in smoked sheets,rss grade 1	0	20.100	0	28.075
4001212000	Natural rubber in smoked sheets,rss grade 2	0	153	0	3.151
4001219000	Natural rubber in oth forms	20.160	65.520	25.805	87.100
4001221000	Tsnr, standard indonesian rubberSIR 3 cv	0	111.800	0	145.792
4001222000	Tsnr, oth standard indonesianrubber	0	232.848	0	699.458
4001229000	Oth tehnically specified naturallrubber (TSNR)	28.263	139.030	75.819	394.105
4001291000	Air-dried sheet,oth natural rubberin other form	0	2.312	0	4.223
4001293000	Sole crepe	0	96	0	863
4001297000	Skim rubber	21.000	21.000	27.720	27.720
4001299000	Oth natural rubber in oth forms	23.961	59.065	115.569	306.134
4001301900	Jelutong in oth forms	0	16.302	0	59.144
4001309900	Oth balata,gutta-percha,guayule,chiclesimilar, in other form	23.106	221.600	56.647	420.126
4002110000	Styrene-butadiene rubber (SBR), inlatex form	773.237	4.180.598	1.087.355	5.590.753
4002190000	Carboxylated styrene-butadine rubber(SBR) in other form	11.110.871	36.771.607	14.957.301	53.701.280
4002200000	Butadiene rubber (BR)	4.285.560	20.627.784	6.067.536	33.744.732
4002310000	Isobutene-isoprene (butyl) rubber (IIR)	1.128.011	3.476.757	3.052.854	10.379.805
4002390000	Halo isobutane-isoprene rubber(CIIR of BIIR)	247.573	1.775.868	829.543	5.745.021
4002410000	Chloroprene (chlorobutadiene) rubberin latex form	269.629	789.667	366.368	1.411.814
4002490000	Chloroprene (chlorobutadiene) rubberin other form	312.846	1.488.643	766.954	5.147.806
4002510000	Acrylonitrile-butadiene rubber (NBR),in latex form	720.708	2.028.468	605.585	1.878.065
4002590000	Acrylonitrile-butadiene rubber (NBR),in other form	366.190	1.700.764	737.675	3.146.922
4002601000	Isoprene rubber (IR) in primary forms	20.160	77.280	57.456	223.272
4002609000	Isoprene rubber (IR) in other forms	195.782	572.818	367.283	1.139.126
4002700000	Ethylene-propylene-non-conjugateddiene rubber (EPDM)	523.015	1.733.024	1.310.973	4.929.012
4002801000	Mixture of natural rubber latex withsyntetic rubber latex	0	15.406	0	38.501
4002809000	Oth mixture of natural rubber latex withsyntetic rubber latex	20.836	120.014	36.433	409.596
4002911000	Oth synthetic rubber latex & facticederived from oils of poly graft natural	336.239	1.162.374	349.664	1.345.496
4002919000	Oil synthetic rubber& factice derivedfrom oils of poly graft natural	255.081	473.558	225.057	424.196
4002991000	Oth synthetic rubber & factice derivedfrom oils in oth form	44.245	426.047	126.848	1.189.795
4002999000	Oth synthetic rubber latex & facticederived from oils	210.293	473.265	811.848	1.670.949
4003000000	Reclaimed rubber in primary formsoarin plates, sheets or strips	1.319.650	6.073.378	649.834	2.465.675
4004000000	Waste,paring & scrap of rubber (othhard rubbers)	323.699	1.831.794	205.210	1.307.294
4005100000	Compounded rubber with carbon blacksilica, unvulcanised	176.730	823.721	843.557	3.838.361
4005200000	Compounded rubber with solutions,oth subheading 4005.10	36.639	316.817	179.991	471.410
4005910000	Compounded rubber,unvulcanised,inplates, sheets, & strip	337.978	1.981.699	441.742	2.253.497
4005990000	Compounded rubber,unvulcanised,inoth form	438.327	2.205.413	345.797	2.068.105
4006100000	"camel-back" strips for retreadingrubber tyres, unvulcanised	73.797	547.264	94.508	540.788
4006900000	Oth forms & articles of unvulcanisedrubbers	232.790	2.050.108	348.082	3.776.583
4007000000	Vulcanised rubber thread & cord.	269.001	921.677	653.956	2.629.837
4008110000	Plates, sheets, & strip of cellularrubber	281.888	858.103	430.850	2.176.643
4008190000	Oth forms of cellular rubber	66.174	780.898	93.268	896.127
4008210000	Plates, sheets & strip of non-cellularrubber	120.964	420.356	458.886	2.025.109
4008290000	Oth forms of non-cellular rubber	106.963	384.866	191.858	864.804
4009110000	Tube,pipe & hose, not reinforced/othmaterial without fitting	290.048	2.090.435	1.848.840	10.951.611
4009120000	Tube,pipe & hose, not reinforced/othmaterial with fitting	25.922	213.000	271.510	1.320.804
4009211000	Mining slurry suction & discharge hose,without fitting	4.907	8.856	8.193	85.633

**I.3. IMPOR MENURUT KOMODITI / IMPORT BY HS COMMODITY**  
**\*\*\* JUNI / JUNE 2009 \*\*\***

H S	Uraian Komoditi Commodity Description	Berat Bersih / Net Weight (Kg)		Nilai / Value C.I.F (US\$)	
		Bulan ini Current Month	Kumulatif Cum.Jan. to date	Bulan ini Current Month	Kumulatif Cum.Jan. to date
4009219000	Oth tube,pipe & hose,reinforced witho materials without fittings	139.714	571.350	998.058	5.174.023
4009221000	Mining slurry suction & discharge hose,with fittings	0	8.640	0	109.415
4009229000	Oth tube,pipe & hose,reinforced witho materials with fitting	47.988	759.861	287.902	7.178.916
4009311000	Mining slurry suction & discharge hose,reinforced w textile, without fitting	3	430	70	4.430
4009319000	Oth tube,pipe & hose,reinforced withtextile, without fitng	180.218	670.028	541.753	2.089.662
4009321000	Mining slurry suction & discharge hose,reinforced w textile, with fitting	0	1.929	0	31.670
4009329000	Oth tube,pipe & hose,reinforced withtextile, with fitng	4.868	27.088	74.448	585.685
4009411000	Mining slurry suction & discharge hose,reinforced w oth materials, without fitt	0	2.699	0	8.065
4009419000	Oth tube,pipe & hose,reinforced witho material, without fitting	113.610	427.850	496.193	2.972.753
4009421000	Mining slurry suction & discharge hose,reinforced w oth materials, with fitting	0	12.827	0	69.184
4009429000	Oth tube,pipe & hose,reinforced witho material, with fitting	246.006	1.314.537	3.210.606	15.513.091
4010111000	Conveyor belts/belting,reinforced withmetal, width > 20cm	9.820	138.312	19.149	824.548
4010119000	Conveyor belts/belting,reinforced withmetal, width <= 20cm	75.600	359.700	587.634	2.711.153
4010121000	Conveyor belts/belting,reinforced withtextile, width > 20cm	25.438	193.382	59.799	472.255
4010129000	Conveyor belts/belting,reinforced withtextile, width <= 20cm	227.071	919.322	384.433	2.936.435
4010191000	Oth conveyor belts/belting, reinforcedwith oth; width > 20cm	268.461	409.199	1.632.696	2.239.492
4010199000	Oth conveyor belts/belting, reinforcedwith oth; width <= 20cm	262.167	1.614.790	397.496	5.015.431
4010310000	V-belts,V-ribbed,60cm<outside circum ference<=120cm	20.536	139.471	232.262	1.562.361
4010320000	V-belts,oth than V-ribbed,60cm<outside circum ference<=120cm	9.083	37.776	248.544	696.138
4010330000	V-belts,V-ribbed,120cm<outside circum ference<=240cm	3.152	17.545	174.694	654.867
4010340000	V-belts,oth than V-ribbed,120cm<outside circum ference<=240cm	92	865	1.911	30.860
4010350000	Endless synchronous belt,60cm<outside circum ference<=150cm	25	1.155	562	37.835
4010360000	Endless synchronous belt,150cm<outside circum ference<=198cm	0	25	0	32
4010390000	Oth transmission belts/belting	143.031	626.178	1.704.001	7.127.399
4011100000	New pneumatic tyres,of rubber of a kindused on motor cars	303.097	1.487.825	868.130	4.610.131
4011201000	New pneumatic tyre,of rubber used onbuses/lorries, width<450mm	1.944.418	6.516.765	4.410.173	12.760.869
4011209000	New pneumatic tyre,of rubber used onbuses/lorries, width>=450mm	528.386	2.822.742	2.583.759	13.023.919
4011300000	New pneumatic tyres,of rubber of akind used on aircraft	35.396	133.182	315.124	1.364.756
4011400000	New pneumatic tyres,of rubber of akind used on motorcycles	83.699	457.684	118.376	902.260
4011500000	New pneumatic tyres,of rubber of akind used on bicycles	202.390	648.091	190.527	761.982
4011610000	New pneumatic tyres,of rubber used onagricultural/forestry vehicles & machine	17.490	140.580	25.546	355.650
4011620000	New pneumatic tyres,of rubber, rimsize<61 cm,used on const/ind.vehicles mach.	9.282	87.206	27.053	353.879
4011630000	New pneumatic tyre,of rubber,rin size>=61cm, used on const/ind.vehicles mach	102.077	189.785	621.647	1.269.103
4011690000	New pneumatic tyre,of rubber,used for oth purpose	774.258	4.049.308	4.494.854	24.091.209
4011920000	Oth new pneumatic tyre,of rubber,usedon agricul./forestry vehicles mach.	50.566	360.265	140.494	942.634
4011930000	Oth new pneumatic tyre,of rubber,rimsiz<61 cm,used on const/ind.vehicles mac	370.241	1.280.378	255.905	1.759.335
4011941000	Oth new pneumatic tyre,of rubber,rimsiz>=61cm, used on earth mov.mach.	59.896	221.388	247.363	845.444
4011949000	Oth new pneumatic tyre,of rubber,rimsiz>=61cm, used for oth. purposer	345.674	2.715.088	2.886.247	19.311.261
4011991000	Oth new pneumatic tyre,of rubber,used on vehicles of chap.87	1.717.655	8.064.671	10.695.850	59.558.050
4011992000	Oth new pneumatic tyre,of rubber,used on earth moving mach.	139.265	491.220	728.889	2.960.158
4011993000	Oth new pneumatic tyre,of rubber,used for oth, width>450mm	15.191	24.520	50.418	83.796
4011999000	Oth new pneumatic tyre,of rubber,used for oth, width<450mm	392.703	2.721.832	2.593.481	17.937.916
4012110000	Retreaded tyres,used on motor cars	1	1.971	10	8.694
4012129000	Retreaded tyres,used on buses/lorries,width>=450mm	890	8.043	480	11.861
4012130000	Retreaded tyres,used on aircraft	31	28.670	20.401	133.820
4012192000	Retreaded tyres,used on bicycles	0	28	0	143
4012199000	Retreaded tyres,used for oth purposseed	2.324	2.904	7.366	12.938
4012203000	Used pneumatic tyres,used on aircraft,	0	10.759	0	387.000
4012209900	Used pneumatic tyres,used on othpurposes, oth than of furskin	65	65	582	582
4012901100	Solid tyres, of ext dia < 100 mmfor vehicles of chapter 87	1.741	3.834	8.215	18.100
4012901200	Solid tyres, 100 mm< ext dia < 100 mmfor vehicles of chapter 87	49	1.898	1.987	15.010
4012901300	Solid tyres,external diameter >250 mm,width<450mm, used of chap.87.09	471	480	8.239	8.310
4012901400	Oth solid tyres,external diameter > 250width<450mm, used of chap.87.	0	1.180	0	9.880
4012901500	Oth solid tyres,external diameter >250,width>450mm, used of chap.87.09.	0	442	0	1.614
4012901600	Oth solid tyres,external diameter>250mm,of a width > 450 mm	0	1.255	0	6.861
4012901900	Other solid tyres	467	26.246	1.303	112.869
4012902100	Solid tyres,enternal diameter <100 mm,	8	8	532	532
4012902900	Oth cushion tyres	1.511	2.512	9.627	11.476
4012907000	Replaceable tyre treads, width<450mm	0	24.434	0	29.669
4012908000	Tyre flaps	1.144	8.673	5.203	40.950
4012909000	Oth retreaded/used pneumatic,solid/cushion tyres, of rubber	11.297	264.604	28.175	1.065.025
4013101100	Inner tubes,of rubber,used on motor carwidth tyres<450mm	125.784	360.354	254.987	639.584
4013101900	Inner tubes,of rubber,used on motor carwidth tyres>450mm	21.812	72.910	17.377	57.592
4013102100	Inner tubes,of rubber,used on bus/lorriwidth tyres<450mm	2.119	83.192	9.897	117.148
4013102900	Inner tubes,of rubber,used on bus/lorriwidth tyres>450mm	40	159.791	1.901	281.088
4013200000	Inner tubes,of rubber,used on bicycles	68.721	216.702	69.048	271.290
4013901100	Inner tube,of rubber,use on earth movingwidth tyres<450mm	1.271	12.307	10.565	60.842
4013901900	Inner tube,of rubber,use on earth movingwidth tyres>450mm	0	44.643	0	27.626
4013902000	Inner tube,of rubber,used on motorcycleor motor scooters	302.704	1.851.549	233.131	1.760.845
4013903100	Inner tube,of rubber,used on oth vehicleof chap.87, width tyres<450mm	3	87	180	588
4013903900	Inner tube,of rubber,used on oth vehicleof chap.87, width tyres>450mm	29	32.700	81	24.193
4013904000	Inner tube,of rubber,used on aircraft	4	4	31	31
4013909100	Oth inner tube,of rubber,suitable forfitting to tyres of width<450mm	5.887	24.721	18.191	98.607

**I.3. IMPOR MENURUT KOMODITI / IMPORT BY HS COMMODITY**  
**\*\*\* JUNI / JUNE 2009 \*\*\***

H S	Uraian Komoditi Commodity Description	Berat Bersih / Net Weight (Kg)		Nilai / Value C.I.F (US\$)	
		Bulan ini Current Month	Kumulatif Cum.Jan. to date	Bulan ini Current Month	Kumulatif Cum.Jan. to date
4013909900	Oth inner tube,of rubber,suitable forfitting to tyres of width>450mm	102.001	443.481	101.370	550.777
4014100000	Sheath contraceptives	39.099	286.140	449.195	3.039.158
4014901000	Teats for feeding bottles & similar kind	7.382	39.663	102.569	417.797
4014904000	Stoppers for pharmaceutical use	24.148	125.000	435.458	2.355.058
4014909000	Oth hygienic/pharmaceutical articles,ofvulcanised rubber	7.451	93.400	97.059	817.337
4015110000	Gloves, mittens & mitts, surgical	29.603	493.035	162.469	2.645.654
4015190000	Gloves, mittens & mitts, for otherpurposed	81.196	377.821	395.306	2.052.464
4015900000	Oth article of apparel, clothing accessfor all purposed	21.814	148.948	142.625	931.182
4016100000	Oth articles of vulcanised rubber otherof cellular rubber	21.062	97.392	172.125	592.370
4016911000	Mats	72.932	256.366	160.500	523.558
4016919000	Floor coverings	29.273	220.900	29.120	447.091
4016921000	Eraser tips	16.726	225.278	52.993	879.573
4016929000	Other erasers	53.258	254.487	177.323	1.011.210
4016931000	Gaskets, coverings & oth, packing forelectrolytic capacitor	20.883	115.571	305.594	1.412.378
4016939000	Oth gaskets, washers & oth seals	470.725	2.349.202	5.642.295	27.412.979
4016940000	Boat/dock fenders,whether/not inflatable	38.778	382.711	163.242	1.649.347
4016950000	Oth articles of vulcanised rubber,	52.355	99.427	496.279	790.148
4016991100	Oth article of vulcanised rubber,for vhc of heading 87.02-87.05&87.11	177.542	1.297.736	2.314.717	13.587.251
4016991200	Oth article of vulcanised rubber,forvehicles 87.09,87.13,87.15&87.16	29.020	42.280	146.602	282.695
4016991700	Oth article of vulcanised rubber,forfor bicycles of heading 87.12	5.965	12.058	16.804	30.508
4016991900	Oth parts & access for vehicles ofrubber	28.296	85.761	118.033	438.933
4016992000	Parts & access of rotochutes ofheading 88.04	105	14.954	554	168.781
4016993000	Rubber bands	5.569	252.294	96.590	1.496.844
4016995100	Rubber rollers	185.873	547.266	485.898	1.588.706
4016995900	Oth article of a kind used in machinery/mechanical/electrical appliances, & oth	27.325	293.418	798.362	3.799.589
4016996000	Rail pad, of rubber	564	1.253	5.359	28.515
4016997000	Structural bearings including bridgebridge bearings, oth than rail pad	1.324	31.871	15.521	317.135
4016998000	Rubber grommets & rubber cover forautomotive wiring harness	52.102	217.782	704.515	2.921.383
4016999000	Oth articles of vulcanised rubber foroth purposed	265.665	1.475.547	1.261.513	8.612.899
4017000000	Hard rubber in all form,include waste & scrap, articles of hard rubber	26.739	189.494	216.405	1.026.535
4101200000	Whole hide & skin,weight/skin<8kg(simplydried), 10kg(dry-salt), 16kg(fresh)	561.793	1.798.420	232.074	800.089
4101500000	Whole hide & skin,of a weight >16 kg	132.202	807.422	56.165	471.703
4101900000	Oth raw hides & skin of bovine/equineanimals	767.747	2.377.315	255.801	821.261
4102100000	Raw skins of sheep/lambs with wool on	2.425	296.992	87.140	328.912
4102210000	Raw skins of sheep/lambs without wool on, pickled	20.060	270.686	43.631	1.070.584
4102290000	Oth raw skins of sheep/lambs withoutwool on, not pickled	234.965	709.238	125.642	413.144
4103200000	Raw hide & skin of reptiles	0	681	0	19.699
4103900000	Raw hide & skin of oth animal	417.887	1.375.548	205.718	712.906
4104110010	Bovine leather,vegetable pre-tannedfull grains, wet state	122.044	755.942	525.928	3.314.062
4104110090	Oth tanned/crust hide & skin of bovine,wet state, full grains	508.199	3.753.464	795.270	5.147.218
4104190000	Oth tanned/crust hide & skin of bovine,wet state, not full grains	393.005	1.827.005	880.344	3.765.043
4104410000	Crust vegetable (semi-tanned) hide & skins, full grains	193.721	1.437.749	2.644.392	20.418.064
4104490000	Oth crust vegetable (semi-tanned) hide& skin, full grains	174.353	1.019.739	1.586.282	10.822.345
4105100000	Tanned/crust skins of sheep/lamb,without wool on, in the wet state	58.765	371.649	426.845	2.857.441
4105300000	Tanned/crust skins of sheep/lamb,without wool on, in dry state	1.186	15.494	59.190	886.287
4106210000	Tanned/crust hide & skin of goat/kid,in the wet state	0	792	0	7.613
4106220000	Tanned/crust hide & skin of goat/kid,in the dry state	4	4	21	21
4106310000	Tanned/crust hide & skin of swinein the wet state	0	10	0	145
4106320000	Tanned/crust hide & skin of swinein the dry state	123	6.551	604	139.578
4106401000	Tanned/crust hide & skin of reptiles,	0	1	0	4
4106920000	Oth tanned/crust hide & skin of oth,animals in the dry state	911	31.391	36.023	3.071.251
4107110000	Whole hides&skins,full grains,unsplitsof bovine/egquine animals	56.636	252.594	723.166	4.444.051
4107120000	Whole hides & skins,grains splits,ofbovine/egquine animals	95.548	324.672	1.485.393	5.194.940
4107190000	Oth whole hides & skins,of bovine/egquine animals, in oth form	103.990	963.290	2.760.226	18.344.975
4107910000	Oth whole hide & skin,including side,ofbovine/egquine animals, full grains	17.122	116.641	295.284	2.330.697
4107920000	Oth whole hide & skin,including side,ofbovine/egquine animals, grain splits	66.163	325.250	1.752.526	5.815.987
4107990000	Oth whole hide & skin,including side,ofbovine/egquine animals, in oth forms	189.384	898.841	1.916.876	8.582.659
4112000000	Leather further prepared after tanning,oth than leather of heading 41.14	28.820	158.630	667.539	3.298.755
4113100000	Leather further prepared after tanning,of goats or kids	12.499	99.400	573.023	3.670.604
4113200000	Leather further prepared after tanning,of swine	23.842	154.060	348.454	2.056.642
4113300000	Leather further prepared after tanning,of reptiles	0	200	0	89.013
4113900000	Leather further prepared after tanning,of oth animals	5.337	31.606	91.106	682.656
4114100000	Chamois (including combinationchamoss leather	34.586	164.392	335.754	1.133.315
4114200000	Patent leather & patent laminatedleather, metalised leather	77.859	547.853	909.150	7.331.866
4115100000	Composition leather with basis ofleather in slabs, sheets/strip	3.901	76.857	94.928	1.098.808
4115200000	Paring&oth waste/of composition leather,not suitable for manuf. of leather artic	185	9.418	1.738	13.640
4201000000	Saddlery & harness for any animalof any materials	19.388	41.558	43.097	159.555
4202111000	School satchel,with outer surface ofleather, compositions/patent leather	17.128	128.706	46.930	337.880
4202119000	Trunk,suit,vanity,executive,brief-caseswith outer surface of leather	24.589	94.285	141.894	1.586.266
4202121000	School satchel,with outer surface ofplastics/textile materials	34.661	153.293	54.623	278.186
4202129000	Trunk,suit,vanity,executive,brief-casesw otter surface of plastics/textile mat.	263.926	2.055.823	1.170.103	6.628.156
4202191000	School satchel,trunk,suit,vanity,brief,of wood, iron, steel or zinc	261	47.270	713	36.625
4202199000	School satchel,trunk,suit,vanity,brief,ot oth materials	43.598	453.932	142.361	1.621.062

**I.3. IMPOR MENURUT KOMODITI / IMPORT BY HS COMMODITY**  
**\*\*\* JUNI / JUNE 2009 \*\*\***

H S	Uraian Komoditi Commodity Description	Berat Bersih / Net Weight (Kg)		Nilai / Value C.I.F (US\$)	
		Bulan ini Current Month	Kumulatif Cum.Jan. to date	Bulan ini Current Month	Kumulatif Cum.Jan. to date
4202210000	Hand bag with outer surface of leather or of patent leather	88.496	345.306	789.833	3.203.013
4202220000	Hand bag with outer surface of plasticsheeting or of textile materials	132.910	796.996	1.392.640	6.377.960
4202290000	Hand bag with other outer surface	236.004	1.092.078	927.736	3.829.135
4202310000	Artcl in pocket/hand bag with outersurface of leather or of patent leather	21.661	134.608	220.143	1.126.074
4202320000	Artcl in pocket/hand bag with outersurface of plastics or of textile	48.881	152.319	288.928	1.216.855
4202390000	Article of kind normally carried pocketor in handbag with outer srfc of other	32.255	161.568	74.562	612.846
4202911000	Sport bags,with outer surface of leathercomposition leather/of patent leather	1.339	5.284	18.404	54.279
4202919000	Oth artcls with outer surface of leatheror of patent leather	1.325	37.195	44.239	568.182
4202921000	Bowling bags with outer surface ofplastic or of textile materials	2.090	7.056	5.028	81.333
4202929000	Other articles with outer surface ofplastic or of textile materials	17.245	132.870	133.926	1.265.206
4202991000	Bags, with outer surface of copper	228	380	2.356	3.298
4202999000	Oth than trunk, suit-cases,handbags,& similar containers	32.620	313.981	182.155	1.012.374
4203100000	Articles of apparelof leather or of composition leather.	2.548	13.588	50.029	338.032
4203210000	Gloves,mittens & mitts speciallydesigned for use in sports of leather	1.658	11.076	14.487	100.099
4203291000	Protective work gloves of leather orof composition leather	21.494	90.959	62.523	409.710
4203299000	Oth gloves, mittens & mitts of leatheror of composition leather	16.200	31.738	51.519	129.130
4203300000	Belts & bandoliers of leatheror of composition leather	65.404	320.153	309.506	1.472.144
4203400000	Oth clothing access of leatheror of composition leather	497	21.333	5.716	274.058
4205001000	Oth articles of leather or ofcomposition leather, boot laces ; mats	1.961	30.605	25.070	416.234
4205002000	Oth articles of leather,industrial safety belt & harnesses	9.214	45.341	115.400	232.358
4205003000	Leather strings or cords for jewelry orfor personal adornment	482	19.209	540	63.274
4205004000	Oth articles of leather/of compositionleather of a kind used in machinery	14.085	27.335	30.175	482.631
4205009000	Oth articles of leather oth thanboot laces,safety belt & leather string	5.845	49.539	61.852	318.639
4206000000	Articles of gut of goldbeaters skinof bladders or of tendons	0	108	0	1.144
4301100000	Raw furskins of mink, whole, with orwithout head, tail or paws	157	25.730	1.593	39.762
4301300000	Raw furskins of lamb, the followingastrakhan,broadtail, caracul, persian	0	74	0	1.046
4301800000	Oth furskins, whole, with orwithout head, tail or paws	371	386	18.729	19.229
4302190000	Tanned or dressed furskins, oth thanof mink & of lamb	334	1.892	11.163	54.675
4302300000	Tanned or dressed furskins, whole skins& pieces or cuttings thereof assembled	0	1	0	15
4303100000	Articles of apparel, clothing accessof furskin	1.070	8.425	18.359	114.108
4303902000	Article for industrial purposes,oth than of furskin	0	371	0	1.330
4303909000	Oth than sport bag & article for industpurposes, oth than of furskin	1	1	50	50
4304002000	Article for indust purposesof artificia fur	276	1.072	2.366	25.554
4304009100	Sport bags of artificial fur	0	6.830	0	19.425
4304009900	Artificial fur&articles thereof otharticle find purposes&sport bags	203	1.346	5.465	12.277
4401100000	Fuel wood,in logs,in billets,in twigsfaggots or in similar forms	16.790	408.443	30.004	179.901
4401210000	Coniferous, wood in chips or particles	5.000.000	5.009.021	434.346	441.172
4401220000	Non-coniferous	6.930	9.544	4.285	6.495
4401300000	Sawdust & wood waste & scrap,whetheror not agglomerat in logs,briquet,pellet	198.000	874.740	75.240	327.867
4402900000	Wood charcoal(including shell or nutcharcoal), of oth than bamboo	14.488	58.026	13.735	73.887
4403101000	Baulks, wood in the rough,treated withpaint,stains,creosote/oth preservatives	26.204	151.013	28.719	169.365
4403109000	Oth baulk,sawlog,pit props,poles,pilestreated with paint	1.484.788	5.737.583	590.021	2.464.215
4403209010	Coniferous,oil damar, pulpwood	0	1.505	0	10.110
4403209090	Oth wood in the rough	0	279.312	0	64.601
4403411000	Baulks of dark red meranti, lightred meranti & meranti bakau	0	102.049	0	56.654
4403419090	Oth pulp,baulk,of dark red merantilight red meranti & meranti bakau	230.900	816.215	8.219	39.969
4403491000	Oth baulks of dark red meranti lightred meranti & meranti bakau	0	6.665	0	9.863
4403499010	Pulpwood of oth tropical wood	0	37.784	0	99.442
4403911000	Baulks, sawlogs and veneer logs of oak	565.996	1.414.760	202.982	551.450
4403919010	Pulpwood of oak	50.430	50.430	15.296	15.296
4403919090	Oth pulp,baulk,sawlog,pit props,polesof oak	1.161.484	5.775.180	444.933	2.099.269
4403921000	Baulks, sawlogs and veneer logs of beech	0	108.209	0	27.028
4403929090	Oth pulp,baulk,sawlog,pit props,pole ofbeech,oth thn pulpwood	21.480	214.230	13.739	107.787
4403991000	Baulks, oth meranti,beech,oak,tropical wood,ramin,keruing,kapur	43.833	63.453	82.843	144.908
4403999090	Oth pulp,baulk,sawlog,pit props,poles ofmeranti,tropic wood,ramin,keruing,kapur	251.526	1.842.462	31.180	251.655
4404200000	Hoopwood, split poles;piles, picket& the like of non coniferous	29	90.044	50	17.343
4405000000	Wood wool, wood flour.	235.984	658.228	115.176	434.295
4406100000	Railway or tramway sleepers(cross-ties)of wood not impregnated	0	1	0	20
4406900000	Railway or tramway sleepers(cross-ties)of wood impregnated	0	41.277	0	20.615
4407100010	Coniferous,planed of a thickness > 6mm	1.146.126	5.617.142	647.266	3.227.985
4407100020	Coniferous,sanded or end jointedthickness>6mm	0	86.738	0	146.102
4407100090	Coniferous,oth sanded or end jointed& planed, thickness>6mm	4.684.630	27.510.517	2.061.423	15.289.871
4407210010	Mahogany, planed, thickness>6mm	0	4.333	0	13.500
4407210020	Mahogany,sanded or end jointedthickness>6mm	0	22.640	0	34.633
4407210090	Mahogany,oth planed, sandedend jointed,thickness>6mm	0	105.084	0	102.023
4407220090	Virola,imbuia&balsa,oth planed, sandedor end jointed,thickness>6mm	0	335	0	296
4407251010	Dark meranti/light red meranti,planedthickness>6mm	5.245	920.432	10.684	959.161
4407251090	Dark meranti/light red meranti, othplaned,sanded thickness>6mm	901.143	8.201.754	486.526	4.260.750
4407260090	White lauan,meranti,seraya,yellowmeranti,alan,oth planed&sanded,thick>6mm	0	14.777	0	10.656
4407270090	Sapelli other planed, sanded orend jointed,thickness>6mm	1.228	1.228	3.063	3.063
4407280090	Iroko other planed, sanded orend jointed,thickness>6mm	43.394	148.059	39.692	160.962
4407291110	Wood, planed of jelutongthickness>6mm	0	22.178	0	16.473
4407293110	Kempas wood,planedthickness>6mm	0	966	0	2.300

**I.3. IMPOR MENURUT KOMODITI / IMPORT BY HS COMMODITY**  
**\*\*\* JUNI / JUNE 2009 \*\*\***

H S	Uraian Komoditi Commodity Description	Berat Bersih / Net Weight (Kg)		Nilai / Value C.I.F (US\$)	
		Bulan ini	Kumulatif	Bulan ini	Kumulatif
		Current Month	Cum.Jan. to date	Current Month	Cum.Jan. to date
4407293900	Kempas oth planed&sanded orend jointed, thickness>6mm	40.089	176.897	38.197	191.712
4407295900	Ramin wood, oth planed&sanded orend jointed,thickness>6mm	0	1	0	3.864
4407296120	Teak wood sanded or end-jointed,thickness>6mm	0	17.849	0	32.208
4407296900	Teak wood,oth planed&sanded orend jointed, thickness>6mm	259.772	693.573	284.260	924.616
4407297010	Balau wood, planedthickness>6mm	0	302	0	562
4407297090	Balau wood,oth planed&sanded orend jointed, thickness>6mm	1.201	145.427	6.519	283.540
4407298090	Mengkulang wood,oth planed&sandedor end jointed, thickness>6mm	0	5.858	0	4.556
4407299900	Oth tropical wood, oth sanded or endjointed&planed,thickness>6mm	149.502	1.938.073	107.248	1.935.922
4407910010	Oth of oak wood, planedthickness>6mm	0	264.264	0	168.244
4407910020	Oth of oak wood, sanded or endjointed, thickness>6mm	18.612	80.484	18.818	123.166
4407910090	Oth of oak wood,oth planed&sandedor end jointed, thickness>6mm	725.134	7.048.933	502.356	5.033.934
4407920010	Oth of beech wood,planedthickness>6mm	0	29.591	0	9.271
4407920020	Oth of beech wood, sanded or endjointed, thickness>6mm	0	57.695	0	57.682
4407920090	Oth of beech wood,oth planed&sandedor end jointed, thickness>6mm	160.850	1.428.818	114.563	793.496
4407930010	Oth of maple wood,planedthickness>6mm	545	94.115	356	218.722
4407930020	Oth of maple wood, sanded or endjointed, thickness>6mm	408.988	634.965	261.002	515.050
4407930090	Oth of maple wood,oth planed&sandedor end jointed, thickness>6mm	284.930	1.509.227	182.351	1.437.918
4407940090	Oth of cherry wood,oth planed&sandedor end jointed, thickness>6mm	82.038	244.773	44.180	136.073
4407950010	Oth of ash wood,planedthickness>6mm	2.146	2.146	13.581	13.581
4407950020	Oth of ash wood, sanded or endjointed, thickness>6mm	0	6.295	0	8.617
4407950090	Oth of ash wood,oth planed&sandedor end jointed, thickness>6mm	37.768	226.955	81.166	493.227
4407990010	Oth wood sawn or chipped lengthwise,sliced or peeled, planed thickness>6mm	329.511	2.816.565	79.660	1.100.312
4407990020	Oth wood sawn or chipped lengthwise,sanded or end jointed thikness>6mm	0	133.350	0	143.796
4407990090	Oth wood sawn or chipped lengthwise,planed or sanded thikness>6mm	1.355.089	11.949.410	942.469	8.409.515
4408101000	Cedar wood slats prepared for pencilmanufact;radiata pinewood for blockboard	41.507	298.622	51.375	637.077
4408103000	Face veneer sheets, coniferous	91.517	1.283.235	74.864	896.425
4408109000	Coniferous,oth cedar wood slats,faceveneer sheets	261.808	892.912	268.652	923.497
4408310000	Dark red meranti, light red meranti andmeranti bakau of the tropical wood	5.594	403.017	12.909	253.240
4408391000	Jelutong wood slats prepared forpencil manufact	0	138	0	3.559
4408399000	Oth jelutong wood and oth woodprepared for pencil manufact	154.822	1.413.825	279.181	2.326.680
4408900000	Oth sheets for veneering and of tropical wood of thickness < 6 mm	659.204	2.680.980	1.010.089	4.285.399
4409100000	Coniferous wood cotin shaped	0	237.298	0	242.594
4409210000	Non coniferos wood cotin shapedof bamboo	14.262	66.580	10.768	53.318
4409290000	Oth non coniferous oth teak stripsfriezes for parquet flooring	422	317.958	259	478.479
4410110000	Particle board & similar board of wood	15.752.859	56.753.836	3.382.711	12.211.904
4410120000	Oriented strand & waferboard of wood	0	189.714	0	80.143
4410190000	Oth particle board,oriented strand board(osb) of wood	338.132	4.603.713	143.385	1.918.585
4410900000	Particle board & similar board ofother ligneous materias	29.831	1.651.939	7.978	624.359
4411120000	Medium density fibreboard (mdf)of a thickness < 5mm	1.598.234	11.395.092	608.092	4.592.123
4411130000	Medium density fibreboard (mdf)of a thickness > 5mm and < 9 mm	278.044	2.154.600	154.900	1.082.385
4411140000	Medium density fibreboard (mdf)of a thickness > 9 mm	2.833.035	12.627.220	1.527.303	5.048.136
4411920000	Oth fibreboard of a density >0.8g/cm3	664.762	3.871.077	365.736	1.913.436
4411930000	Oth fibreboard of 0,5g/cm<density<0,8g/cm3	1.242.480	4.601.798	376.488	1.785.172
4411940000	Oth fibreboard of a density <0.5g/cm3	16.813	838.009	5.271	318.744
4412100000	Plywood,veneered panel&similar laminated of bamboo	41.917	241.072	59.482	349.782
4412310000	Oth plywood,each thick.<6mm with atleast one outer ply of tropical wood	147.776	1.166.648	127.913	799.990
4412320000	Oth plywood,each thick.<6mm with atleast one outer ply of non coniferous	3.201	17.292	20.789	134.229
4412390000	Oth plywood consisting solely of sheetsof wood of each thick < 6 mm	2.473.588	6.314.839	1.351.792	3.618.673
4412940000	Oth plywood of blockboard,laminboardand battenboard	1.345	81.452	3.758	93.137
4412990000	Veneered panels&similar w/at least oneother wood	1.104.934	5.189.196	710.906	3.052.991
4413000000	Densified wood, in blocks,plates,stripsof profile shapes.	65.306	159.036	178.718	526.656
4414000000	Wooden frames for paintings, photo-graphs mirrors or similar objects.	74.946	177.833	80.205	272.631
4415100000	Cases, boxes, crates, drums & similarpackings; cable-drums	45.491	779.294	29.772	399.553
4415200000	Pallets,box pallets& other load boards;pallet collars	61.792	534.918	179.385	925.874
4416009000	Casks,barrels,vats,tubs&other coopersproducts & parts thereof, of wood	62	4.030	479	12.862
4417000000	Tools,tool bodies,tool handles,broom orbrush bodies & handles, of wood	101.709	553.684	295.516	1.317.583
4418100000	Windows,french-windows&their framesof wood	0	2.759	0	7.006
4418200000	Doors & their frames & thresholdsof wood	29.363	110.862	38.839	269.253
4418400000	Shuttering for concrete construal workof wood	0	387	0	864
4418500000	Shingles & shakes of wood	13.276	17.402	65.902	75.168
4418600000	Posts and beams of wood	18.502	23.654	17.267	28.340
4418710000	Assembled flooring panels for mosaicfloors of wood	0	104	0	687
4418720000	Assembled flooring panel for multilayerof wood	29.345	69.390	77.860	116.516
4418790000	Oth assembled flooring panels of wood	49.969	707.091	82.662	610.576
4418901000	Cellular wood panelscellular wood panels	1	8	19	1.828
4418909000	Other builders joinery & carpentryof wood	286.424	1.871.385	237.457	1.699.089
4419000000	Tableware and kitchenware, of wood.	1.701	45.854	5.040	75.137
4420100000	Statuettes & oth ornaments, of wood	6.645	17.440	27.180	77.501
4420901000	Wooden articles of furniture not fallingin chapter 94	3	55.296	14	137.443
4420909000	Oth wood marquetry and inlaid,casketand similar articles of wood	12.066	146.046	64.557	1.015.552
4421100000	Clothes hangers of wood	55.079	229.390	190.536	950.293
4421901000	Spools, cops & bobbins, sewing threadreels and the like of wood	1.156	5.184	3.923	33.859
4421902000	Match splints	215	285	1.844	3.093

**I.3. IMPOR MENURUT KOMODITI / IMPORT BY HS COMMODITY**  
**\*\*\* JUNI / JUNE 2009 \*\*\***

H S	Uraian Komoditi Commodity Description	Berat Bersih / Net Weight (Kg)		Nilai / Value C.I.F (US\$)	
		Bulan ini Current Month	Kumulatif Cum.Jan. to date	Bulan ini Current Month	Kumulatif Cum.Jan. to date
4421903000	Wooden pegs or pins for footwear	615	16.766	1.010	18.154
4421904000	Candy-sticks, ice-cream sticks & icecream spoons	52.400	253.504	31.880	177.213
4421907000	Fans & handscreens, frames & handlesof wood	1	38.069	10	36.905
4421908000	Toothpicks of wood	52.824	180.160	29.287	114.430
4421909100	Horse and bullock gear of wood	0	160	0	2.152
4421909200	Prayer beads of wood	8.512	10.681	2.153	22.703
4421909900	Other wooden articles	46.133	246.802	161.056	954.402
4501100000	Natural cork, raw or simply prepared	201	2.520	1.074	15.704
4501900000	Waste cork; crushed, granulated orground cork.	4.087	6.555	11.211	29.952
4502000000	Natural cork,debarked or roughly squaredor in rectangular (includ square)blocks	442	8.986	518	52.866
4503100000	Corks and stoppers	68	10.374	910	47.424
4503900000	Other articles of natural cork.	21.147	43.418	19.549	56.828
4504100000	Blocks, plates, sheets & strip; tiles ofany shape; of agglomerated cork	6.495	16.343	53.630	106.677
4504900000	Other articles of agglomerated cork	22.649	113.979	59.633	299.753
4601210000	Mats, matting and screens of vegetablematerials of bamboo	45.593	88.949	13.555	60.106
4601220000	Mats, matting and screens of vegetablematerials of rattan	0	343	0	8.331
4601290000	Oth mats,matting & screens of vegetablevegetable of material	195	27.543	365	69.830
4601921000	Plaits and similar products of plaitingmaterial of bamboo	0	16.809	0	29.838
4601929000	Other products of bamboo	0	5.382	0	3.836
4601941000	Plaits and similar products of plaitingmaterial of vegetable materials	0	125	0	2.010
4601949000	Other products of vegetable material	0	170	0	13.587
4601991000	Mats and matting of other material	489	4.560	3.051	28.397
4601992000	Plaits & similar products of plaitingof other material	0	7.104	0	41.371
4601999000	Screens of other material	2.182	30.421	10.784	56.717
4602110000	Basketwork, wickerwork & other articles,of vegetable material of bamboo	269	95.098	523	262.685
4602120000	Basketwork, wickerwork & other articles,of vegetable material of rattan	0	46	0	147
4602190000	Basketwork, wickerwork & other articles,other vegetable material	23	11.509	975	26.667
4602900000	Basketwork, wickerwork & other articles,of other materials	2.784	10.743	9.492	43.143
4701000000	Mechanical wood pulp.	14.963.522	55.835.174	6.337.936	23.875.712
4702000000	Chemical wood pulp, dissolving grades.	12.265.710	84.861.852	8.300.570	66.743.667
4703110000	Chemical wood pulp, soda, oth than dissolving grades,unbleached,coniferous	3.705.152	10.628.470	1.663.446	5.789.232
4703210000	Chemical wood pulp, soda, oth than dissolving grades,bleached,coniferous	36.447.452	187.063.002	18.542.639	95.362.206
4703290000	Chemical wood pulp, soda, oth than dissolving grades,bleached,non coniferous	17.732.308	63.258.801	7.845.372	28.307.941
4704110000	Chemical wood pulp,sulphite,oth than dissolving grades,unbleached,coniferous	1.094.642	5.942.166	436.095	2.366.798
4704210000	Chemical wood pulp,sulphite,oth than dissolving grades,bleached,coniferous	643.621	6.093.581	381.400	4.261.064
4704290000	Chemical wood pulp,sulphite,oth than dissolving grades,bleached,non coniferous	4.109	59.963	8.009	101.917
4705000000	Wood pulp obtained by a combination ofrmechanical & chemical pulping process	4.228.885	26.646.269	1.758.347	11.326.690
4706100000	Cotton linters pulp	392.547	2.135.652	881.251	4.445.556
4706200000	Pulps of fibres derived from recovered(waste & scrap) paper or paperboard	1	26	1	1.001
4706300000	Pulps of fibres derived from recoveredof oth than bamboo	682	4.738	17.554	67.588
4706910000	Mechanical pulps of fibres derived fromrecovered paper or paperboard	21.792	968.835	32.800	585.084
4706920000	Chemical pulps of fibres derived fromrecovered paper or paperboard	94.215	756.688	260.165	1.863.819
4707100010	Unbleached kraft paper or paperboardfor paper making purposes	144.706.435	649.305.761	18.975.287	73.179.499
4707100090	Unbleached kraft paper or paperboardfor oth purposes	69	133	1.342	2.542
4707200010	Oth paper,bleached chemical pulp,notcolored, for paper making purposes	1.676.580	3.628.842	430.616	961.018
4707200090	Oth paper,bleached chemical pulp,notcolored, for oth purposes	18	2.164	955	5.336
4707300010	Paper made mainly of mechanical pulpfor paper making purposes	67.911.649	370.558.692	10.440.597	50.762.427
4707300090	Paper made mainly of mechanical pulpfor oth purposes	0	629	0	356
4707900010	Other paper, unsorted waste & scrap,for paper making purposes	17.810.096	117.258.684	1.831.168	10.124.448
4707900090	Other paper, unsorted waste & scrap,for oth purposes	42	742	2.665	8.401
4801001000	Newsprint, in rolls or sheets.weighing not more than 55 g/m2	706	3.296	3.383	21.911
4801009000	Newsprint, in rolls or sheets.weighing more than 55 g/m2	311.423	820.307	137.036	538.747
4802100000	Hand-made paper and paperboard	5.156	22.578	27.583	149.157
4802200000	Paper and paperboard of a kind used asfor photo sensitive,heat-sensitive	7.978	407.509	16.265	645.766
4802400000	Wallpaper base	15.603	90.195	26.075	167.883
4802541000	Paper,no fibres used in manufac gypsboard computercards,weight <40g/m	16.879	76.409	39.140	179.213
4802549010	Aluminium base paperweighing<20gm2 in rolls >15cm	337.371	367.658	183.993	252.763
4802549090	Oth carbonising base paperweighing<20gm2 in rolls >15cm	129.319	895.763	89.336	771.043
4802552100	Fancy paper and paperboard,in rolls of width of =< 15 cm	655	1.094	31.808	33.430
4802552900	Fancy paper and paperboard,other than in roll of with of >15cm	802	3.906	954	10.954
4802559000	Paper,no fibres, for other purpose40< weight <150 g/m,roll	1.333.334	2.497.952	1.134.541	2.896.507
4802562100	Fancy paper and paperboard,in rectangular =<36cm oth side =15cm	0	14	0	798
4802562900	Oth fancy paper & paperboard	0	1.052	0	3.581
4802569000	Paper,no fibres, for other purpose40< weight <150 g/m,sheet	390	29.390	12.049	89.664
4802570000	Other paper & paperboard, weight>40g/m2and =< 150g/m2	116.496	707.036	127.971	679.052
4802582100	Fancy paper and paperboard,in roll width=<=15cm/in rectang sheet<36cm&othsid	0	5	0	46
4802582900	Fancy paper and paperboard,oth in rollwidth<=15cm/in rectang sheet<36cm	49.703	68.400	75.543	90.940
4802589000	Oth paper,no fibres, for other purposeweight >150 g/m	266.887	3.898.702	229.029	2.279.353
4802611000	Paper, fibres>10%, aluminium paperpaper,in rolls	7.086	7.086	5.092	5.092
4802619000	Paper,fibres>10%, oth aluminium paper,banknotes,printing,writing,in rolls	624.750	2.429.578	494.558	2.130.408
4802621000	Paper, fibres, aluminium paper basein sheets with 435< one side <297mm	459	827	1.888	3.403
4802629000	Oth paper,fibres, for other purpose,in sheets with 435< one side <297mm	5.861	77.465	16.916	147.947
4802690000	Oth paper,fibres, for other not purpose,of fibres>10%, paper in roll	198.439	1.498.985	355.688	1.807.666

**I.3. IMPOR MENURUT KOMODITI / IMPORT BY HS COMMODITY**  
**\*\*\* JUNI / JUNE 2009 \*\*\***

H S	Uraian Komoditi Commodity Description	Berat Bersih / Net Weight (Kg)		Nilai / Value C.I.F (US\$)	
		Bulan ini Current Month	Kumulatif Cum.Jan. to date	Bulan ini Current Month	Kumulatif Cum.Jan. to date
4803003000	Cellulosewadding not further worked thanbeing color,marble throughout the mas:	22.778	30.790	49.899	117.726
4803009000	Oth cellulosa wading & tissue paper fortoilet/facial tissue stock&similar paper	258.506	968.693	506.485	2.130.852
4804111000	Kraftliner paper&paperboard,in rolls orsheets,unbleached	23.981	184.422	40.899	277.569
4804119000	Kraftliner paper&paperboard,in rolls orsheets,bleached	3.180.033	13.524.424	1.337.159	6.151.932
4804191000	Kraftliner paper&paperboard, oth thanof kind used in mnftre of gipsum boards	23	23.287	309	48.408
4804199000	Oth kraftliner paper&paperboard	1.901.143	5.424.593	949.002	2.889.301
4804211000	Sack kraft paper for making cement bagin rolls or sheets,unbleached	5.961.674	32.920.363	5.609.781	31.241.681
4804219100	Sack kraft paper for making cement bagin rolls or sheets,bleached	0	98.718	0	94.038
4804219900	Oth sack kraft paper for making cementbag in rolls or sheets,unbleached	144.352	1.035.776	96.746	734.767
4804291000	Composite papers, in rolls or sheets	0	148.836	0	82.987
4804299000	Oth composite papers, in rolls or sheets	264.451	1.413.382	179.925	989.293
4804311000	Elect grade insulating kraft paper,weighing 150 g/m,unbleached	10.813	36.275	192.823	535.799
4804313000	Wet strenght 40g to 60g, for plywoodadhesive tape,weigh 150g/m,unbleached	5	5	78	78
4804319000	Other kraft paper & wet strenghtweighing 150 g/m,unbleached	420.992	3.188.973	433.030	2.857.305
4804391000	Adheshive tape,40-60g,used in mnfact.weight <= 150g/m2,bleached	276.687	696.228	235.432	594.528
4804399000	Adheshive tape,40-60g,not used inmfact.,weigh <= 150g/m2,bleached	108.540	600.380	147.049	761.258
4804411000	Elect grade insulating kraft paper,150<weighing< 225 g/m,unbleached	0	146.927	0	152.840
4804419000	Oth elect grade insulating kraft paper,150<weighing <225 g/m,unbleached	35.311	915.947	44.573	619.253
4804420000	Bleached uniformly throughout the mass&>95% wood fibres,150<weigh<225 g/r	110.944	694.342	212.597	1.161.616
4804490000	Other kraftpaper& paperboard150<weighing< 225 g/m	230.855	484.722	163.125	405.675
4804511000	Elect grade insulating kraft paper,presboard weighing >600g/m,unbleached	6.066	12.884	3.644	8.451
4804519000	Oth wet strenght 40g to 60g,for plywoodadhesive tape,weigh>225g/m,unbleache	499.362	818.672	255.276	452.043
4804529000	Bleached oth of kind used in themnft of gypsum boards	0	88.991	0	34.332
4804590000	Other kraftpaper& paperboardweighing 225 g/m or more	61.142	423.455	98.605	421.514
4805110000	Uncoated paper&paperboard,semichemicalfluting paper,rolls or sheets	1.131.335	3.891.408	312.019	2.046.139
4805129000	Uncoated paper&paperboard,oth semichemical,straw flutingpaper,rolls,sheets	443	2.130	6.442	16.613
4805191000	Uncoated paper&paperboard,oth flutingpaper	5.587	972.155	22.052	586.567
4805199000	Oth uncoated paper and paperboard,in rolls or sheets	921.390	5.941.174	298.194	2.143.782
4805240000	Uncoated paper&paperboard,testlinerweighing 150 g/m2 or less	352.829	2.288.418	91.231	566.284
4805251000	Uncoated paper&paperboard,testlinerweighing >= 150 g/m2	0	562.059	0	192.742
4805259000	Uncoated paper&paperboard,testlineroth of weighing >= 150 g/m2	734.631	1.868.370	261.909	759.399
4805309000	Paper,sulphite wrapping paper,oth colored match wrapping paper	7.786	55.219	7.403	88.471
4805400000	Filter paper and paperboard	272.783	1.118.964	940.198	4.052.887
4805500000	Felt paper and paperboard	1.413	4.428	5.124	34.271
4805911000	Paper used as packing of flat glassproduct, resin<0,6%,wg<150g/m	1.024	2.991	11.213	32.083
4805919000	Uncoated paper&paperboard,oth blotting,&joss paper,weighing150g/m or less	61.655	762.486	78.237	629.583
4805929000	Uncoated paper&paperboardof oth 150<weighing<225g/m	595.025	4.167.386	310.678	4.364.343
4805931000	Multi-ply paper and paperboardof weighing > 225g/m2	11.994	153.532	5.046	81.909
4805939000	Uncoated paper&paperboard,of other weighing > 225g/m2	189.653	1.514.619	295.705	1.243.881
4806100000	Vegetable parchment	63.157	384.077	170.287	903.607
4806200000	Greaseproof papers	109.516	504.126	186.651	795.394
4806300000	Tracing papers	10	95.919	2.774	232.255
4806400000	Glassine and other glazed transparentor translucent papers	602.467	3.229.433	969.120	6.674.736
4807000000	Composite paper and paperboard notsurface-coated or impregnated	656.965	4.366.796	502.316	2.506.670
4808100000	Corrugated paper&paperboard,whether ornot perforated,in rolls or sheets	136.992	865.491	155.054	800.716
4808200000	Sack kraftpaper,creped,crinkled,whether,not embossed or perforat,rolls or sheets	9.759	42.203	73.549	247.282
4808300000	Oth kraftpaper,creped or crinkle,whetheror not embossed or perforated	1.839	103.103	14.756	248.698
4808901000	Paper&paperboard,embossed paperfancypaper used printing,cover,lining	505	3.493	2.142	18.008
4808909000	Paper&paperboard,oth embossedfancypaper used printing,cover,lining	26.589	291.996	80.525	511.428
4809200000	Self-copy paper	38	73.520	953	89.570
4809900000	Other self-copy paper	76.943	399.411	172.920	889.896
4810134000	Paper&paperboard for photo,heat,elect.in rolls papers of width <15cm	1.826	7.719	3.975	23.893
4810135000	Paper&paperboard for photo,heat,elect.in rolls papers of oth width <15cm	2.275	41.569	7.399	62.305
4810139010	Banknotes paper, in rollsof a width <= 15 cm	182.434	227.832	2.423.372	2.876.797
4810139090	Oth coated writing and printing paperbanknotes paper,in rolls	1.537.153	7.548.225	1.475.426	7.331.793
4810145000	Paper&paperboard for photo,heat,elect.sensitive 297<one side<435mm,in sheet	0	3	0	76
4810146000	Paper&paperboard for photo,heat,elect.of width < 15cm	122	3.578	463	15.381
4810149090	Oth coated writing &printing paperbanknotes paper,in sheets	0	21.456	0	38.707
4810190010	Other Banknotes paper	117.696	131.956	1.328.739	1.452.801
4810190090	Oth banknotes paper,coated writing&printing paper, one side>435mm	144.305	634.152	869.780	3.323.412
4810223000	Paper&paperboard for photo,heat,elect.sensitive,light weight coated paper	41.740	162.108	40.905	169.261
4810229000	Oth aluminium paper base, light-weightcoated paper	806.965	3.408.379	743.063	3.733.618
4810294000	Oth paper&paperboard for photo,heat,.elect oth light weight coated paper	50	131	516	936
4810295000	Oth paper&paperboard, oth in rollof a width 15cm<one side>36cm,unfolded	0	2	0	224
4810299000	Oth aluminium paper base and artpaper oth light weight coated paper	1.628.844	4.134.836	988.206	3.087.338
4810313000	Kraftpaper,for separate batery plate,width<=15cm,15cm<side>36cm,unbleached	0	7	0	255
4810319000	Kraft paper,paperboard, not for writing,printing, other grafic purp, <=150 g/m2	6	508.754	27	289.729
4810329000	Kraft paper,paperboard, not for writing,printing, other grafic purp, >150 g/m2	906.765	3.232.513	883.609	3.120.420
4810392000	Paper as interleaf mtrl in proc batteryroll < 15cm, rect < 15 x 36 cm2	0	6.587	0	54.445
4810399000	Kraft paper and paperboard in other size	412	183.575	1.404	211.340
4810921000	Gray backboard, multi ply	0	43.676	0	25.631
4810923000	Paper colored for computer card,oth multi ply	4	62	18	365
4810929000	Oth paper colored for computercard & gray backboard, multi ply	270.610	1.270.324	231.961	945.572



**I.3. IMPOR MENURUT KOMODITI / IMPORT BY HS COMMODITY**  
**\*\*\* JUNI / JUNE 2009 \*\*\***

H S	Uraian Komoditi Commodity Description	Berat Bersih / Net Weight (Kg)		Nilai / Value C.I.F (US\$)	
		Bulan ini Current Month	Kumulatif Cum.Jan. to date	Bulan ini Current Month	Kumulatif Cum.Jan. to date
4810999000	Oth paper colored for computer card,oth multi ply	91.422	851.552	250.511	1.619.307
4811101000	Tarred, bituminised/asphalted paper &paperboard, in roll <15cm, rect<15x36cm2	974	16.142	4.267	108.313
4811109000	Tarred, bituminised/asphalted paper &paperboard, in other size	161.180	609.959	320.898	1.159.796
4811411000	Gummed or adhesive paper&paperboard,self-adhesive	306.288	1.220.387	832.910	3.284.701
4811419000	Gummed or adhesive paper&paperboard,oth self-adhesive	385.729	2.754.314	1.284.240	5.742.550
4811491000	Oth gummed or adhesive paper&paperboardself-adhesive	8.959	88.158	28.845	317.758
4811499000	Oth gummed or adhesive paper&paperboardoth self-adhesive	308.951	1.845.262	421.202	2.774.676
4811511000	Paper coated,impregnated or coveredwith plastic, bleached,wg>150g/m	1.155	3.933	6.620	10.309
4811512000	Paper coated,impregnated or coveredoth in sheets 15<oneside<36cm unfolded	127	298	4.704	10.081
4811519000	Paper coated,impregnated or coveredwith plastic, unbleached,wg>150g/m	749.573	2.946.939	912.392	3.929.420
4811591000	Paper coated,impregnated or coveredoth for mnftre of papercup bottoms	34.841	171.806	317.756	1.216.074
4811592000	Oth paper coated,impregnated or coveredand with a lining of aluminium foil	1.038.044	5.629.147	2.997.334	15.084.634
4811593000	Oth paper coated,impregnated or coveredoth in sheets 15<oneside<36cm unfolc	123	123	1.432	1.432
4811599000	Oth paper coated,impregnated or coveredwith plastic,oth bleached,wg>150g/m	430.221	1.764.983	1.097.842	4.634.201
4811601000	Paper coated,impregnated or coveredwith wax,paraffin,stearin,oil,glycerol	31	2.096	215	25.232
4811609000	Paper coated,impregnated or coveredwith oth wax,paraff,stearin,oil,glycerol	119.965	757.263	159.168	1.077.826
4811903000	Oth paper, paperboard,cellulose waddingweb of cell fibr roll<15cm,rect<15x36cm	42	33.439	2.653	69.510
4811909000	Oth paper, paperboard,cellulose waddingweb of cell fibres other size	723.443	3.903.571	1.873.091	11.026.088
4812000000	Filter blocks,slabs&plates,of paperpulp	15.595	45.171	83.966	255.080
4813100000	Cigarette paper,in the formof booklets or tubes	1.116	164.843	1.750	919.978
4813200000	Cigarette paper,in the form in rolls of a width not exceeding 5 cm	117.613	1.287.890	693.045	5.526.669
4813900000	Cigarette paper,oth in the of booklets,tubes & in rolls	570.287	3.962.385	2.139.495	14.526.169
4814200000	Wallpaper&similar wall coverings,the face side,with a grained,embossed,	65.215	496.379	111.750	773.295
4814900000	Wallpaper&similar wall coverings,oth with transparant protective plastics	358.874	1.360.828	744.706	3.028.258
4816200000	Self-copy paper (other than of 48.09)	52.873	122.637	62.445	160.061
4816900000	Other heat transfer paper & offsetplates of paper	418.358	882.280	443.691	1.634.373
4817100000	Envelopes	13.191	175.212	91.075	1.083.378
4817200000	Letter cards,plain postcards andcorrespondence cards	1.849	350.467	4.955	394.597
4817300000	Boxes,pouches,wallets & writingcompendiums,of paper or paperboard,	2.778	30.907	11.265	107.719
4818100000	Toilet paper	716	10.632	1.067	21.444
4818200000	Handkerchiefs,cleansing or facialtissues & towels	43.137	219.933	181.291	822.325
4818300000	Tablecloths and serviettes	2.961	22.612	16.412	166.780
4818401100	Napkins & napkin liners for babies &similar sanitary articles	667.094	4.439.828	1.583.483	10.530.212
4818401900	Oth napkins & napkin liners for babies &similar sanitary articles	473.971	64.188.465	1.620.816	11.386.383
4818402000	Sanitary towels,tampons & similararticles	1.577.929	8.190.378	5.447.750	27.700.957
4818500000	Articles of apparel & clothing,surgical face masks	369	7.941	2.115	55.577
4818900000	Oth articles of apparel & clothing,oth surgical face masks	103.666	759.470	467.070	2.050.551
4819100000	Cartons,boxes & cases, of corrugatedpaper or paperboard	970.457	4.807.264	1.767.653	10.208.269
4819200000	Boxes, of non corrugated paper &paperboard	967.517	8.136.426	3.333.356	27.062.177
4819300000	Sacks&bags,base of a width>40cmfor cement or fertizer packing	136.676	1.705.929	298.142	3.944.177
4819400000	Other sacks and bags, including cones	143.795	997.523	555.811	2.883.548
4819500000	Other packing containers,includ recordsleeves	239.968	1.364.825	1.387.931	6.875.123
4819600000	Box files,letter trays,storage boxes&similar articles,used in offices,shops	49.982	149.175	123.463	398.217
4820100000	Registers,account books,note books,receipt books,&similar articles	61.978	251.031	224.123	997.934
4820200000	Exercise books	43.417	139.110	70.535	226.375
4820300000	Binders(other than book covers),folders&file covers	20.048	71.848	35.026	161.671
4820400000	Manifold business forms& interleavedcarbon sets	1.749	10.140	6.588	37.264
4820500000	Albums for samples or for collections	3.892	50.459	20.650	123.702
4820900000	Other exercise book,binders,manifold,albums	43.082	321.647	182.923	744.115
4821101000	Printed,labels that form of packing forjewellery,small objects & the like	250.615	846.202	1.717.562	10.892.492
4821109000	Printed,oth labels that form of packingfor jewellery,small objects & the like	213.259	1.281.613	2.386.527	17.245.127
4821901000	Oth printed,labels that form of packingfor jewellery,small objects & the like	11.898	199.776	177.850	1.919.189
4821909000	Oth printed,oth label that form of packfor jewellery,small objects & the like	175.361	947.207	2.213.350	8.341.613
4822100000	Bobbins,spools,cops&similar of pulpof a kind used for winding textile yarn	17	14.802	77	51.555
4822900000	Bobbins,spools,cops&similar of pulpof a kind used for wind textile yarn	105.456	581.004	488.354	3.403.888
4823200000	Filter paper in rolls or sheets	195.626	1.117.400	2.144.598	6.922.167
4823401000	Cardiograph recording paper	448	1.617	11.758	58.748
4823409000	Oth paper for self recording for otherapparatus	47.509	427.031	299.798	2.322.155
4823610000	Trays,dishes,plates,cups&the like,ofpaper or paperboard of bamboo	0	79	0	262
4823690000	Trays,dishes,plates,cups&the like,ofpaper or paperboard of oth than bamboo	22.633	161.774	65.751	594.257
4823700000	Gaskets and washers,moulded oppressed artcles of paper pulp	28.588	234.346	84.423	477.850
4823901000	Other paper, cocooning frames forsilk-worms	5.386	76.690	75.683	374.821
4823902000	Sterilization indicators,not gummed,cocooning frames for silk-worms	690	14.497	2.216	82.859
4823903000	Cup stock board (I.e. polyethylene (pe)in rels of width of less than 10 cm	23.722	64.099	38.532	109.644
4823904000	Telegraph or teleprinter paper in stripor rolls	595	1.916	4.251	13.986
4823905000	Display cards for jewellery/for smallobjects of personal adornment	0	732	0	2.510
4823906000	Punched jacquard cards	0	5.980	0	14.975
4823907000	Fans&handsscreens,with paper mountsor leaves&frames of any materials	1.139	5.280	2.354	78.017
4823909000	Other,cut to size/shape,other than instrips, rolls or sheets	413.675	2.292.443	1.469.347	7.561.761
4901100000	Print books in official language of impctry for educations, in single sheet	37.078	880.780	1.541.971	7.668.816
4901910000	Dictionaries,wholly/essentially in theofficial language of the import country	1.890	31.429	6.245	95.599
4901991000	Oth educational,wholly/essential in theofficial language of the import country	56.866	486.747	370.343	2.206.973
4901999000	Oth educational,oth wholly/essential inofficial language of the import country	111.720	782.717	1.152.942	6.648.956

**I.3. IMPOR MENURUT KOMODITI / IMPORT BY HS COMMODITY**  
**\*\*\* JUNI / JUNE 2009 \*\*\***

H S	Uraian Komoditi Commodity Description	Berat Bersih / Net Weight (Kg)		Nilai / Value C.I.F (US\$)	
		Bulan ini Current Month	Kumulatif Cum.Jan. to date	Bulan ini Current Month	Kumulatif Cum.Jan. to date
4902100000	Newspapers,journals & periodicals appearing at least four times a week	4	19.532	303	56.552
4902900000	Oth newspapers, journals and periodicals	6.182	252.186	61.311	393.279
4903000000	Childrens picture,drawing or coloringbooks.	38.933	173.358	75.112	540.592
4904000000	Music,printed or in manuscript,whetheror not bound or illustrated.	173	5.696	3.981	65.640
4905100000	Maps&hydrographic or similar charts of all kinds,globes	49	42.265	811	577.809
4905910000	Maps&hydrographic or similar charts of all kinds,in book form	10	243	182	1.409
4905990000	Maps&hydrographic or similar charts of all kinds,in other form	0	4.876	0	4.303
4906001000	Plans&drawings,including photographicreproduct&carbon copies of plans&drawir	144	970	3.766	28.460
4906009000	Plans & drawings, being originals drawnby hand, hand-written texts	4.062	6.043	26.825	188.618
4907001000	Banknotes, being legal tender	0	5	0	5
4907002000	Unused postage stamps	0	3	0	3
4907004000	Stock,share/bond certificates&similar documents of title; cheque forms	1	9	37	391
4907009000	Other banknotes,unused postage,revenue,stock,share & the like	575	6.114	484.592	1.245.620
4908100000	Transfers (decalcomanias), vitrifiable	49.234	145.291	337.771	2.545.129
4908900000	Oth than transfers (decalcomanias),vitrifiable	26.282	158.164	81.977	1.148.452
4909000000	Printed/illustrated postcards, cardgreetings, messages/the like	988	2.640	10.914	37.175
4910000000	Calendars of any kind,printed,includingcalendar blocks.	2.253	24.599	4.771	48.892
4911100000	Trade advertising material, commercial catalogues & the like	438.096	735.511	885.357	2.300.125
4911912000	Printedmatter,wall pictures&diagram forinstruct purposes;designs&photograph	63	3.169	378	15.804
4911913000	Printed matter,oth printed picturesand photographs	13.938	41.593	15.765	79.521
4911919000	Printed matter,oth anatomical&botanicaldiagram & wall picture	7.617	30.448	67.784	230.999
4911991000	Printed card for jewellery,small objectperson adornment,carried in the pocket	26.592	27.409	226.899	244.624
4911992000	Printed stickers for explosives	0	9	0	155
4911999000	Oth printed matter, oth printed sticker& printed card	21.677	135.085	153.545	1.366.179
5001000000	Silkworm cocoons suitable for reeling.	27.474	310.446	184.818	2.255.685
5002000000	Raw silk (not thrown).	0	15.435	0	57.849
5003000000	Silk waste (incl. cocoons unsuitablefor reeling, yarn waste&garneted stock).	0	1.723	0	13.855
5004000000	Silk yarn(oth than yarn spun fromsilk waste) not put up for retail sale.	20.875	125.532	46.641	368.200
5005000000	Yarn spun from silk waste,not put upfor retail sale.	260	11.054	8.585	171.096
5006000000	Silk yarn & yarn spun from silk waste,put up for retail sale;silk-worm gut.	260	8.865	10.282	71.858
5007100010	Fabrics of noil silk,bleached/unbleached	2	5.581	27	150.717
5007100090	Fabrics of noil silk, oth than bleached/unbleached	188	7.126	3.519	144.443
5007200010	Oth fabrics,silk/silk waste >85%,oth than noil silk,bleached/unbleached	22.371	45.754	130.200	294.742
5007200090	Oth fabrics,silk/silk waste >85%,oth than noil silk,oth bleach/unbleach	4	4.841	473	25.920
5007900010	Oth fabrics,silk/silk waste < 85%,oth than noil silk,bleached/unbleached	0	3.472	0	87.586
5007900090	Oth fabrics,silk/silk waste < 85%,oth than noil silk,oth bleach/unbleach	1.652	9.085	26.566	133.106
5101100000	Shorn wool, not carded/combed,greasy, including fleece-washed wool	1.005	27.987	3.903	35.740
5101190000	Oth shorn wool, not carded/combed,greasy, including fleece-washed wool	606	10.527	28.821	92.561
5101210000	Shorn wool, not carded/combed,degreased, not carbonised	0	517	0	7.951
5101290000	Oth shorn wool, not carded/combed,degreased, not carbonised	39.959	238.048	109.148	650.441
5102100000	Fine animal hair,not carded/combedof kashmir (cashmere) goats	0	19.948	0	35.404
5102200000	Coarse animal hair,not carded/combed	0	191	0	12.276
5103200000	Oth waste of wool/of fine animal hairincl yarnwaste but excl garnettstock	21	12.461	180	92.694
5104000000	Garnetted stock of wool/of fine/coarse animal hair.	0	4	0	164
5105100000	Carded wool	0	29.206	0	148.684
5105290000	Combed wool not in fragments	130.996	501.218	778.598	3.041.540
5106100000	Yarn,carded, wool > 85% by weightnot put up for retail sale	1.823	52.407	35.000	639.891
5106200000	Yarn,carded, wool < 85% by weightnot put up for retail sale	31.081	245.093	231.212	2.245.331
5107100000	Yarn,combed, wool > 85% by weightnot put up for retail sale	6	12.299	229	107.312
5107200000	Yarn,combed, wool < 85% by weightnot put up for retail sale	20.650	33.898	134.554	222.671
5108200000	Yarn of fine animal hair not put upfor retail sale., combed	0	72	0	2.399
5109100000	Yarn,wool/animal hair > 85%, for retail sale	2	721	2	5.951
5109900000	Yarn,wool/animal hair < 85%, for retail sale	0	2.187	0	20.674
5110000000	Yarn,coarse animal hair/of horsehairwether not put up for retail sale	0	13.107	0	62.436
5111100000	Woven fabric,carded,wool/animal hair>85%, weight < 300 g/m	30.823	112.938	857.858	3.742.806
5111190000	Woven fabric,carded,wool/animal hair>85%, weight > 300 g/m	816	13.629	15.613	93.984
5111200000	Woven fabric,carded, wool/animal hairmix. mainly w/made filament	0	818	0	10.411
5111300000	Woven fabric,carded, wool/animal hairmix. mainly w/made stapel	6.507	99.072	80.730	996.427
5111900000	Woven fabric,carded, wool/animal hairoth mixed	0	1.632	0	22.925
5112100000	Woven fabrics,combed wool/animal hair>85%, weight < 200 g/m	12.064	89.132	323.115	2.452.877
5112190000	Woven fabrics,combed wool/animal hair>85%, oth weight > 200 g/m	86.500	250.393	2.289.231	6.409.251
5112200000	Woven fabrics,combed wool/animal hairmix. mainly w/made filament	15.908	42.149	152.032	760.215
5112300000	Woven fabrics,combed wool/animal hairmix. mainly w/made stapel	2.999	37.309	96.953	859.573
5112900000	Woven fabrics,combed wool/animal hairoth mixed	7.470	32.818	141.706	646.895
5113000000	Woven fabrics of coarse animal hair/of horsehair	0	3.452	0	26.979
5201000000	Cotton, not carded/combed.	57.811.664	254.704.652	70.710.190	342.645.568
5202100000	Cotton waste,yarn waste	764.952	770.278	703.466	742.480
5202910000	Cotton waste,garnetted stock	47	141	6.531	14.412
5202990000	Oth yarn waste & garnetted stock	283.415	707.506	189.731	739.846
5203000000	Cotton, carded/combed.	183.014	726.300	1.452.638	10.250.928
5204100000	Cotton sewing thread,not for salecont 85%/more by weight of cotton	33.118	218.152	221.949	835.056
5204190000	Cotton sewing thread,not for retail saleoth cont 85%/more of cotton	94.540	312.963	511.458	1.902.624
5204200000	Cotton sewing thread, for retail sale	0	42.019	0	39.983

**I.3. IMPOR MENURUT KOMODITI / IMPORT BY HS COMMODITY**  
**\*\*\* JUNI / JUNE 2009 \*\*\***

HS	Uraian Komoditi Commodity Description	Berat Bersih / Net Weight (Kg)		Nilai / Value C.I.F (US\$)	
		Bulan ini	Kumulatif	Bulan ini	Kumulatif
		Current Month	Cum.Jan. to date	Current Month	Cum.Jan. to date
5205110000	Single yarn,of uncombed fibres measur714.29 decitex/more, cotton>85%	941.352	3.570.420	1.683.412	6.803.972
5205120000	Single yarn,of uncombed fibres232<measuring<714.29dec,cotton>85%	1.490.033	2.961.250	2.683.314	5.240.069
5205130000	Single yarn,of uncombed fibres192.31<measuring<232.56 dec,cotton>85%	15.604	18.570	34.142	44.193
5205140000	Single yarn,of uncombed fibres125<measuring<192.31dec,cotton>85%	45.340	432.836	249.970	2.178.715
5205150000	Single yarn,of uncombed fibres measuring<125dec (>80metric number),cotton>8:	0	1.003	0	6.280
5205210000	Single yarn,of combed fibresmeasuring 714.29dec/more,cotton>85%	241.634	946.837	431.304	2.301.875
5205220000	Single yarn,of combed fibres232.56<measuring<714.29dec,cotton>85%	406.049	1.353.252	620.723	2.017.226
5205230000	Single yarn,of combed fibres192.31<measuring<232.56dec,cotton>85%	9.759	156.714	40.104	461.712
5205240000	Single yarn,of combed fibres125<measuring<192.31dec,cotton>85%	45.841	324.006	152.452	1.021.279
5205260000	Single yarn,of combed fibres106.38<measuring<125dec,cotton>85%	0	4.565	0	14.916
5205280000	Single yarn,of combed fibres measuring<83.33 decitex (>120metric),cotton>85%	17.237	17.237	49.375	49.375
5205310000	Cable yarn,of uncombed fibres persingle yarn 14.29dec/more,cott>85%	0	42.847	0	210.697
5205320000	Cable yarn,of uncombed fibres persingle yarn 232.56<measur<714,29,cott>85%	70.000	379.640	206.026	1.368.929
5205350000	Cable yarn,of uncombed fibres persingle yarn<125 (>80 metric), cotton>85%	17.342	22.917	87.955	122.513
5205410000	Cable yarn,of combed per single yarn714.29 decitex/more(<14metric),cott>85%	17.468	26.362	39.936	108.524
5205420000	Cable yarn,of combed per single yarn232.56<measuring<714.29dec,cotton>85%	35.647	88.997	138.029	403.128
5205430000	Cable yarn,of combed per single yarn192.31<measuring<232.56dec,cotton>85%	0	9.748	0	35.460
5205440000	Cable yarn,of combed per single yarn125<measuring<192.31dec,cotton>85%	15.550	83.576	201.482	1.346.385
5205470000	Cable yarn,of combed per single yarn83.33<measuring<106,38dec,cotton>85%	0	17.503	0	100.880
5205480000	Cable yarn,of combed per single yarn<83,33decitex(>120metric),cotton>85%	5.448	15.624	38.681	114.652
5206110000	Single yarn of uncombed fibres, 714,29or more (<14 metric),cotton<85%	34.587	151.162	116.502	529.645
5206120000	Single yarn of uncombed fibres,232<measuring<714.29dec,cotton>85%	65.738	230.910	98.608	346.366
5206130000	Single yarn of uncombed fibres,192.31<measuring<232.56dec,cotton<85%	0	67	0	1.061
5206140000	Single yarn of uncombed fibres,125<measuring<192.31dec,cotton<85%	4.438	4.921	27.066	31.329
5206150000	Single yarn of uncombed fibres,<125dec(exceeding 80 metric),cotton<85%	0	966	0	2.608
5206210000	Single yarn, of combed fibres,measure>714.29(not>14 metric),cott<85%	0	18.956	0	26.833
5206220000	Single yarn, of combed fibres,232.56<measure<714.29 dec,cotton<85%	0	13.711	0	83.287
5206230000	Single yarn, of combed fibres,192.31<measuring<232.56dec,cotton<85%	166.020	170.279	358.314	385.904
5206240000	Single yarn, of combed fibres125<mesuring<192.31 dec	0	9.658	0	64.647
5206250000	Single yarn,of combed fibres measuring<125 decitex (> 80 metric number)	0	10	0	1.168
5206310000	Cabled yarn,of uncombed measuringper single yarn > 714.29 decitex	0	238	0	7.570
5206320000	Cabled yarn,of uncombed persingle yarn232.56<measuring<714.29dec	3.937	24.106	4.896	133.086
5206350000	Cabled yarn,of uncombed measuringper single yarn<125(>= 80 metric number)	0	15.683	0	138.078
5206410000	Cable yarn,of combed fibres measuringper single yarn 714.29 decitex/more	91	4.179	501	21.971
5206420000	Cable yarn,of combed fibres persingle yarn 232.56<measuring<714,29 decitex	373	25.695	3.339	355.332
5206450000	Cable yarn,of combed fibres measuringper single yarn<125decitex (>80 metric)	0	242	0	5.897
5207100000	Cotton yarn(oth than sewing thread) putcont 85%/more by weight of cotton	126.335	157.085	232.716	408.034
5207900000	Cotton yarn sewing thread put upcont 85%/more by weight of cotton	109.659	327.516	355.030	1.169.925
5208110000	Unbleached plain weave, weight >=85% ofcotton, weighing <= 100 g/m	667.502	2.092.963	3.597.782	13.512.893
5208120000	Unbleached plain weave >=85% of cotton,weighing > 100 g/m	291.599	830.366	956.684	3.600.856
5208130000	Unbleached 3-thread/4-thread twill,incl. cross twill >=85% of cotton	34.696	131.879	903.691	2.538.094
5208190000	Other unbleached fabrics>=85% of cottonweighing <= 200 g/m	333.610	2.494.618	1.748.064	16.670.050
5208210000	Absorbent fabric bleached for surgicaluse, cotton >=85%, weighing <=200 g/m	162.428	730.138	543.104	4.811.635
5208220000	Bleached plain weave, weighing > 100g/m	11.037	150.825	106.696	1.529.023
5208230000	Bleached 3-thread/4-thread twill, inccross twill >=85% of cotton	33.289	462.124	139.480	2.913.648
5208290000	Other bleached fabrics >85% of cottonweighing <= 200 g/m	425.605	2.367.623	2.748.738	18.475.398
5208310010	Plain weave dyed; voile/chemi voileweighing < 100 g/m	79	385.042	703	3.041.188
5208310020	Cambrics dyed weighing < 100 m/gweighing < 100 g/m	42.147	88.192	176.721	792.306
5208310030	Other garments matter weighing < 100 m/g	0	27.367	0	244.594
5208310090	Other dyed fabrics weighing < 100 m/g	311.186	1.138.371	1.330.452	6.608.083
5208320000	Plain weave dyed, weighing > 100 g/m	251.289	1.696.589	2.485.975	18.061.375
5208330000	3-thread/4-thread twill dyed,incluing twill	18.422	232.059	126.967	1.864.150
5208390000	Other dyed fabrics >85% weighing < 200 m	143.475	1.031.822	1.204.999	6.784.304
5208410010	String fabrics plain weave of differentcolor , weight <= 100 m/g	0	6.115	0	98.215
5208410090	Other plain weave of different color,weight <= 100 m/g	0	68.205	0	765.154
5208420010	String fabrics of different colorweighing > 100 g/m	143.342	639.012	1.407.852	6.935.682
5208420090	Plain weave other than string fabrics ofcolor, weighing > 100 g/m	238.439	1.888.287	2.325.180	23.890.114
5208430000	Diff.colour,3 or 4-thread twill, wovenfabrics, 85% cotton,weight>200g/m2	19.456	42.991	125.502	333.512
5208490000	Other fabrics of different color	3.298	69.158	35.008	774.809
5208510000	Plain weave printed of different color,<= 100 m/g	39.514	170.028	293.665	2.234.267
5208520000	Plain weave printed of different color,> 100 m/g	19.736	192.071	311.535	1.621.873
5208590000	Other fabrics printed of differentcolor	85.289	450.879	511.754	3.915.435
5209110000	Plain weave unbleached cont.>=85% ofcotton, weight >200 g/m	48.313	317.219	300.791	2.623.470
5209120000	3-thread/4-thread twill unbleached,cont.85% of cotton, weight > g/m	12.492	27.061	84.640	198.852
5209190000	Other fabrics unbleached cont.85% ofcotton, weight > 200 g/m	381.876	2.578.335	4.488.814	26.636.530
5209210000	Plain weave unbleached , cont.85% ofcotton, weight > 200 g/m	421	3.227	3.467	31.934
5209220000	Bleached, 3 or 4-thread twill, wovenfabrics, 85% cotton,weight>200g/m2	119	14.129	1.822	128.157
5209290000	Other fabrics unbleached. cont.85% ofcotton, weight>200 g/m	287.675	2.032.294	2.043.538	14.341.665
5209310000	Plain weave dyed, cont.85% of cotton,weight > 200 g/m	194.674	996.434	1.233.312	7.342.143
5209320000	Dyed, 3 or 4-thread twill, incl. twillcont.85% of cotton, weight>200g/m	68.870	1.047.456	495.885	8.188.650
5209390000	Other fabrics dyed, cont.85% of cottonweight > 200 g/m	179.875	1.566.471	1.247.456	11.312.022
5209410000	Plain weave of yarns of diff color,cont 85% of cotton, wght>200 g/m	29.639	108.231	280.319	1.013.314
5209420000	Denim of yarns diff color, cotton>85%,weight > 200 g/m	245.492	2.180.526	1.328.522	10.053.362

**I.3. IMPOR MENURUT KOMODITI / IMPORT BY HS COMMODITY**  
**\*\*\* JUNI / JUNE 2009 \*\*\***

H S	Uraian Komoditi Commodity Description	Berat Bersih / Net Weight (Kg)		Nilai / Value C.I.F (US\$)	
		Bulan ini Current Month	Kumulatif Cum.Jan. to date	Bulan ini Current Month	Kumulatif Cum.Jan. to date
5209430000	Oth fabrics of 3-thread /4-threadcont 85% of cotton, wght>200 g/m	42.202	96.600	210.380	510.271
5209490000	Other fabrics of yarns diff colorscont 85% of cotton, wght>200 g/m	337.655	1.653.122	2.045.945	13.091.645
5209510000	Printed plain weave, cont.85% of cottonweight > 200 g/m	17	22.993	171	273.406
5209520000	Oth.thn plain weave 3 or 4-thread twill,printed, 85% of cotton, wght>200 g/m	2.565	12.320	16.285	153.358
5209590000	Other printed fabric cont.85% of cottonweight > 200 g/m	35.394	297.740	305.054	2.075.210
5210110000	Unbleached plain weave, cont. <85% ofcotton, mixed with m-m-f weight<=200g/m	739.127	1.689.018	3.673.085	9.432.676
5210190000	Oth unbleached fabrics, cont.<85%mixed with m-m-f weight<=200g/m	311.694	1.880.938	1.329.917	9.745.454
5210210000	Bleached plain weave cont.<85% ofcotton, mixed with m-m-f weight<=200g/m	1.241	22.981	42.546	305.178
5210290000	Oth bleached fabrics, cont.<85% ofcotton, mixed with m-m-f weight<=200g/m	1.699	39.896	34.248	610.964
5210310000	Dyed plain weave cont. <85% ofcotton, mixed with mmf weight<=200g/m	158.269	852.167	1.556.046	9.052.520
5210320000	3-thrd/4-thrd twill, incl.twill<85%of cotton, mix w/m-m-f weight<=200g/m	4.067	31.617	28.506	246.896
5210390000	Other dyed fabrics cont. <85% ofcotton, mixed with m-m-f weight<=200g/m	15.791	179.842	187.467	2.398.697
5210410010	String fabrics of yarns of diff color<85%of cotton, with mmf weight<=200g/m	5.525	18.724	40.953	220.026
5210410090	Plain weave other than string fabrics<85%of cotton, with mmf weight<=200g/m	46.467	133.979	395.760	1.285.306
5210490000	Oth fabrics of diff color cont.<85% ofcotton, mixed with mmf weight<=200g/m	183.775	1.530.386	618.803	5.299.211
5210510000	Printed plain weave cont.<85% ofcotton,mixed with mmf weight<=200g/m	0	19.233	0	103.288
5210590000	Other printed fabrics cont.85% ofcotton, mixed with mmf weight<=200g/m	16.800	95.625	106.610	720.763
5211110000	Unbleached plain weave, cont. <85% ofcotton, mixed with m-m-f weight>200g/m	24.605	66.942	202.100	818.537
5211120000	3-thread/4-thread twill unbleachd,inctwill<85% of cotton w/mmf weight>200g/m	10.770	84.865	60.799	647.579
5211190000	Oth unbleached fabrics, cont.<85%mixed with m-m-f weight>200g/m	41.644	639.820	618.390	4.452.397
5211200000	Bleached plain weave cont.<85% ofcotton, mixed with m-m-f weight>200g/m	207.206	592.602	1.263.072	3.918.712
5211310000	Dyed plain weave cont. <85% ofcotton, mixed with m-m-f weight>200g/m	75.517	214.722	436.248	1.689.890
5211320000	3-thrd/4-thrd twill, incl.twill<85%of cotton, mix w/m-m-f weight>200g/m	2.449	10.052	28.614	106.231
5211390000	Other dyed fabrics cont. <85% ofcotton, mixed with m-m-f weight>200g/m	103.185	914.102	801.485	6.308.069
5211410010	String fbrcs of yarn of diff color<85%of cotton, mixed with mmf weight>200g/m	0	525	0	6.456
5211410090	Yarns of diff clour oth than string fab<85% of cotton, mxd w/mmf>200 g/m	9.256	28.635	47.048	217.017
5211420000	Denim of yarns diff color, cotton<85%,mix wth man-made fibr weight>200g/m	369.587	1.446.136	725.612	2.854.598
5211490000	Oth fabrics of diff color cont.<85% ofcotton, mixed with mmf weight>200g/m	0	12.433	0	100.133
5211510000	Printed plain weave cont.<85% ofcotton, mixed with mmf weight>200g/m	0	142.933	0	212.932
5211520000	3-thre/4-thread twill,incl.twill<85%of cotton, mixed with mmf weight>200g/m	0	19.606	0	166.137
5211590000	Othr printed fabrics cont.<85% ofcotton, mixed with mmf weight>200g/m	6.693	64.147	67.002	557.286
5212110000	Unbleached woven fabrics of cottonweight <=200 g/m	1.235	50.115	19.158	371.958
5212120000	Bleached woven fabrics of cottonweight <=200 g/m	19.070	636.913	127.786	3.836.298
5212130000	Dyed woven fabrics of cottonweight <=200 g/m	690	54.883	26.289	483.930
5212140000	Woven fabrics of cotton of yarns ofdifferent color weight <=200 g/m	196.822	433.799	1.212.040	3.044.779
5212150000	Printed woven fabrics of cottonweight <=200 g/m	2.095	23.197	10.054	286.985
5212210000	Unbleached woven fabrics of cottonweight > 200 g/m	0	27	0	551
5212220000	Bleached woven fabrics of cottonweight > 200 g/m	3.625	3.625	25.767	25.767
5212230000	Dyed woven fabrics of cottonweight > 200 g/m	6.789	11.797	70.798	144.119
5212240000	Woven fabrics of cotton of yarns ofdifferent color weight > 200 g/m	17	17	981	981
5212250000	Printed woven fabrics of cottonweight > 200 g/m	6.947	67.570	46.706	705.390
5301100000	Flax, raw/retted-flax, raw/retted	27	1.051	217	6.768
5301290000	Other flax, raw/processed but notspun; falx waste	0	1	0	56
5301300000	Flax tow & waste raw/processedbut not spun	0	2.324	0	10.815
5302900000	Other hemp raw and processed butnot spun	0	142	0	1.689
5303100000	Jute & oth textile bast fibres, raw/retted	267.103	1.639.618	144.664	836.800
5303900000	Jute & oth textile bast fibres,processed but not spun	0	1.126	0	29.334
5305000011	Raw coir coconut fibres	0	50	0	1.040
5305000021	Raw abaca fibres	18.748	163.752	12.376	135.934
5305000029	Abaca fibres processed	0	82	0	51
5305000090	Oth than coconut, abaca, ramietextile fibres	28.000	347.904	30.100	325.735
5306100000	Single flax yarn	933	61.518	16.168	188.490
5306200000	Multiple (folded)/cabled flax yarn	125	1.146	1.235	7.037
5307100000	Single yarn of jute/of oth textilebast fibres of heading 53.03.	2	202.557	42	192.864
5307200000	Multiple (folded)/cabled of jute/oth fibres bast fibres of heading 53.03.	779.413	3.252.195	522.630	2.209.651
5308100000	Coir yarn of ther textile bast fibres of5303	0	13.481	0	97.947
5308200000	True hemp yarn of other textile basffibres of head 5303	0	892	0	18.408
5308901000	Paper yarn	7.057	35.216	37.791	133.041
5308909000	Other paper yarn	13.204	64.661	21.280	105.813
5309110000	Unbleached/bleached woven fabricsof flax cont.>=85% of weight of flax	2	43.708	11	686.815
5309190000	Other woven fabrics of flax cont.>=85%of weight of flax	15.578	444.570	132.204	5.980.888
5309210000	Unbleached/bleached woven fabricsof flax cont.<85% of weight of flax	6.001	15.954	31.014	97.159
5309290000	Other woven fabrics of flax cont.<85%of weight of flax	4.442	226.116	42.322	2.515.714
5310100010	Unbleached plain woven fabrics of othertextile bast fibres of head 5303	17.278	249.600	24.201	338.660
5310100090	Bleached plain woven fabrics of othertextile bast fibres of head 5303	0	3	0	258
5310900000	Other woven fabrics of jute/of othrbast fibres of heading 53.03.	129	2.060	168	21.527
5311000000	Woven fabrics of oth vegetable textilefibres; woven fabrics of paper yarn.	32.993	150.816	309.647	869.202
5401100000	Sewing thread of man-made filamentof synthetic filaments	323.110	3.266.782	1.194.713	8.554.990
5401200000	Sewing thread of artificial flmntfor retail sale	11.934	43.006	21.963	127.256
5402110000	High tenacity yarn of nylon/otherpolyamide of aramids	40.609	190.991	499.781	2.448.093
5402190000	High tenacity yarn of nylon/otherpolyamide of oth aramids	359.420	1.583.832	1.453.936	5.653.600
5402200000	High tenacity yarn of polyesters	506.024	2.145.703	1.216.802	5.413.098
5402310000	Textured yarn of nylon/oth polyamidesmeasuring single yarn <= 50 tex	128.138	870.371	1.288.026	7.417.455

**I.3. IMPOR MENURUT KOMODITI / IMPORT BY HS COMMODITY**  
**\*\*\* JUNI / JUNE 2009 \*\*\***

H S	Uraian Komoditi Commodity Description	Berat Bersih / Net Weight (Kg)		Nilai / Value C.I.F (US\$)	
		Bulan ini Current Month	Kumulatif Cum.Jan. to date	Bulan ini Current Month	Kumulatif Cum.Jan. to date
5402320000	Textured yarn of nylon/other poly-amides, measuring single yarn <= 50 tex	32.400	330.731	100.445	780.033
5402330000	Textured yarn of polyesters	949.774	5.321.231	2.140.668	20.570.324
5402340000	Textured yarn of polypropylenesynthetic filament	0	115.359	0	194.841
5402390000	Other texture synthetic filament yarn	109.025	1.066.484	315.164	2.525.504
5402440000	Oth yarn, single, of elastomeric<=50 turns/m	371.163	1.341.869	2.627.593	8.788.983
5402450000	Oth yarn, single, oth, of nylonor oth polyamides, <=50 turns/m	266.174	1.327.291	897.628	4.009.985
5402460000	Oth yarn, single, oth, of polyesters,partially oriented, <=50 turns/m	515.891	2.175.349	683.987	2.729.301
5402470000	Oth yarn, single, of oth polyestersfor mdical/srgical use, <=50 turns/mtr	762.815	6.225.218	1.141.725	9.458.534
5402480000	Oth yarn, single, oth, ofpolypropylene, <=50 turns/m	30.010	111.361	32.484	143.444
5402490000	Oth yarn, single, oth thn, of elast,nylon,polyeste,polypropylene,<=50 trn/mtr	240.467	1.021.910	1.200.415	4.138.067
5402510000	Oth yarn, single,twist,of nylon/oth polyamides, > 50 turns/m	72	86.403	1.376	150.257
5402520000	Oth yarn,single,twist, of polyester> 50 turns/mtr	87.134	460.230	230.987	908.198
5402590000	Oth yarn,single,twist,oth th of nylonor oth plyamide&polyester,>=50 trn/mtr	3.326	14.216	31.480	93.539
5402610000	Oth yarn of nylon/oth polyamides,multiple/cable	60.342	447.872	61.250	535.311
5402620000	Other yarn of polyester,multiple/cable	181.549	453.090	534.642	1.689.680
5402690000	Oth yarn,multiple/cable,oth thnof nylon/oth polyamides&polyester	63.746	636.245	112.693	1.430.763
5403100000	High tenacity yarn of viscose rayon	13.241	182.103	22.604	435.619
5403310000	Other single yarn of viscose rayon, untwisted/with a twist <120 turns/m	75.509	227.276	188.719	655.083
5403320000	Other single yarn of viscose rayon, withtwist exceeding 120 turns/m	0	7.659	0	37.002
5403330000	Other single yarn of cellulose acetate	0	20.045	0	107.370
5403390000	Other single yarn	57.132	584.710	209.058	2.407.774
5403410000	Other multiple (folded)/cable yarn ofyarn of viscose rayon	123.491	464.400	244.267	1.634.753
5403420000	Other multiple (folded)/cable yarn ofof cellulose acetate	30.489	778.064	151.721	3.717.460
5403490000	Other artificial filament yarn	10.039	84.011	56.258	705.787
5404110000	Synth monfilament of elastomeric>=67dctx,dim.<=1mm, width<=5mm	225.480	508.370	933.802	2.054.122
5404120000	Synth.monfilmnt oth,of plypropylne>=67dctx,dim.<=1mm, width<=5mm	55.421	79.491	258.683	297.486
5404190000	Synth.mnfilmnt oth thn elast&plyprln>=67dctx,dim.<=1mm, width<=5mm	46.210	781.213	311.125	4.816.937
5404900000	Synthetics other than filamentsexceeds 1 mm, width <= 5 mm	187.152	843.677	602.063	2.406.489
5405000000	Artificial monofilament >=67 dec, nocross-sect,dim>=1mm,strip and the like	0	3.286	0	37.608
5406000000	Man-made flamnt yarn(oth thn sewingthread), put up for retail sale.	463	73.976	8.596	408.825
5407101100	Unbleached tyre woven fabrics &conveyor duck	14.272	500.007	94.178	3.608.145
5407101900	Other unbleached other than tyre wovenfabrics & conveyor duck	156.612	644.672	1.313.051	6.114.422
5407109100	Tyre woven fabrics & conveyor duckof other woven fabrics of synthtcs flmnt	22.815	120.694	133.564	769.101
5407109900	Other woven fabrics of synthetics flmntobtained materials of head 54.04	46.255	180.601	313.065	1.780.235
5407200000	Woven fabric, bleached/no,obtained from strip/the like	141.276	838.933	1.084.306	5.346.628
5407300000	Fabrics specified in note 9 to section	14.443	41.783	138.878	478.429
5407411000	Woven nylon mesh fabric of untwistedweight >=85% of flmnt of nyln/polyamd	7.384	66.399	30.805	435.197
5407419000	Woven fabrics obtaind from high tencymaterials of heading 54.04.	333.942	1.455.030	1.166.691	5.989.330
5407420000	Dyed woven fabrics weight>=85% offilament of nylon/polyamides	194.140	1.139.225	2.496.827	14.563.238
5407430000	Woven fabrics of yarn of diff colorsweight >=85% of flmnt of nyln/polyamd	906	4.104	9.023	78.404
5407440000	Printed woven fabrics weight>=85%of flmnt of nyln/polyamds	701	62.736	9.985	514.534
5407510000	Woven fabrics, bleachd/no,con.>=85% of ttxrd polyester flmnt	258.659	1.136.679	941.883	4.812.284
5407520000	Dyed woven fabrics cont.>=85% ofweight of textured polyester flmnt	529.604	4.030.329	4.256.173	33.170.562
5407530000	Oth woven fabrics of yarn of diff colorweight>=85% of ttxtrd polyester filament	60.890	259.273	252.485	1.286.420
5407540000	Printed woven fabrics cont.>=85%,weight>=85% of ttxtrd polyester filament	65.203	969.686	606.314	9.219.458
5407610000	Oth woven fabrics, cont >=85% of byweight of non textured polyester filamnt	1.381.535	8.080.159	8.315.350	45.832.249
5407690000	Oth bleached/unbleached woven fabricscont.>=85% of polyester polymnts	240.613	2.448.092	2.137.392	21.166.165
5407710000	Oth woven fabric,bleachd/no,con.>=85% of ttxrd polyester flmnt	12.516	236.254	124.458	1.408.714
5407720000	Dyed woven fabrics cont.>=85% ofweight of synthetics filament	76.572	573.098	709.694	4.458.914
5407730000	Oth woven fabrics of yarn of diff color>=85% weight of synthetic filaments	11.830	45.228	46.357	219.158
5407740000	Printed woven fabrics cont.>=85%,weight of synthetics filament	57.282	243.158	179.810	1.155.371
5407810000	Woven fabrics,bleachd/no,cont.<85% weight of synth flmnt with cotton	19.479	94.539	171.758	879.767
5407820000	Dyed woven fabrics cont.<85% ofweight of synth flmnt with cotton	34.014	331.952	272.029	2.212.823
5407830000	Oth woven fabrics of yarn of diff colorweight<85% of synth flmnt with cotton	7.982	40.972	36.342	181.758
5407840000	Printed woven fabrics cont.<85%,weight of synth flmnt with cotton	25.824	113.795	94.624	678.487
5407910000	Woven fabric,bleachd/no,obtaindoth other than synthetics/cotton filament	34.663	132.038	189.357	875.014
5407920000	Dyed woven fabrics obtained otherthan synthetics/cotton filaments	63.249	978.293	487.123	8.719.553
5407930000	Oth woven fabrics of yarn of diff colorother than synthetics/cotton filament	6.311	64.722	29.146	385.956
5407940000	Printed wiven fabrics obtained otherthan synthetics/cotton filaments	0	46.473	0	429.246
5408101000	Unbleached woven fabrics obtainedfrom high yarn of viscose rayon	403	25.567	18.608	228.319
5408109000	Bleached woven fabrics obtainedfrom high yarn of viscose rayon	15.969	92.847	168.101	900.490
5408210000	Woven fabrics, bleachd/no,cont.>=85%wght of artificial flmnts/strip	812	3.871	4.325	19.089
5408220000	Dyed woven fabrics cont.>=85%weight of artificial flmnts/strip	19.330	173.312	150.257	1.523.219
5408230000	Oth woven fabrics of yarn of diff color>=85%wght of artifcl flmnt/strip	0	5.556	0	43.008
5408240000	Printed woven fabrics cont.>=85%weight of artificial flmnts/strip of	14.253	91.628	121.933	817.852
5408310000	Woven fabrics,bleachd/no, obtaindof oth artificial flmnt/strip	2.419	2.542	14.443	16.017
5408320000	Dyed woven fabrics obtained of otherartificial flmnt/strip of the like	4.091	47.729	47.878	284.586
5408330000	Oth woven fabrics of yarn of diff colorobtdnd of oth artifcl flmnt/strip	0	11.048	0	73.415
5408340000	Printed woven fabrics obtained of otherartificial flmnt/strip of the like	70	10.703	11.183	116.776
5501100000	Synthetic filament tow of nylon/other polyamides	63.043	167.800	182.086	643.896
5501200000	Synthetic filament tow of polymers	80.333	106.200	151.409	219.717
5501300000	Synthetic filament tow of acrylic/modacrylic	3.754.823	19.067.767	7.063.451	31.950.652
5501400000	Synth. filament tow of polypropylene	0	8.750	0	27.125

**I.3. IMPOR MENURUT KOMODITI / IMPORT BY HS COMMODITY**  
**\*\*\* JUNI / JUNE 2009 \*\*\***

H S	Uraian Komoditi Commodity Description	Berat Bersih / Net Weight (Kg)		Nilai / Value C.I.F (US\$)	
		Bulan ini Current Month	Kumulatif Cum.Jan. to date	Bulan ini Current Month	Kumulatif Cum.Jan. to date
5501900000	Other synthetic filament tow	31.922	131.324	198.802	658.204
5502000000	Artificial filament tow.artificial filament tow.	1.273.115	12.736.193	6.273.971	61.803.317
5503110000	Synthetic staple fibres of nylon/otrhrpolyamides of aramids	9.793	96.406	86.237	626.853
5503190000	Synthetic staple fibres of nylon/otrhrpolyamides oth thn aramids	8.455	75.744	23.457	325.562
5503200000	Synthetic staple fibres of polyesters	4.657.441	22.275.716	5.237.307	23.957.658
5503300000	Synthetic staple fibres of acrylic/modacrylic	2.727.960	11.693.695	5.625.403	24.752.946
5503400000	Synthetic staple fibres of poplypropylene	298.304	1.247.363	435.905	2.049.342
5503900010	Other synthetic staple fibres of polivinil alcohol	5.839	400.338	44.424	1.617.195
5503900090	Other synthetic staple fibres of otherthan polivinil alcohol	186.382	627.010	644.314	2.457.993
5504100000	Artifcl staple fibres of viscose rayon,carded/othwise proccsed for spring	2.461.244	10.670.064	4.440.953	18.383.225
5504900000	Artifcl staple fibres of viscos rayonnot crded/othwise procs for spin	18.073	541.049	49.776	2.671.340
5505100000	Waste of man-made fibres ofsynthetic fibres	33	27.644	359	42.081
5505200000	Waste of man-made fibres ofartificial fibres	3	103.310	4	101.708
5506100000	Synth staple fibres of nylon/oth polyamides crded,comb othwse procs for spng	27.178	78.401	114.690	858.935
5506200000	Synth staple fibres of polyester crded,combed othwse proces for spinning	111.837	945.626	246.097	1.510.262
5506300000	Synth staple fibres of arcylic/moda-crylic combed othwse proces for spinning	32.999	239.524	81.855	630.103
5506900000	Oth synth staple fibres, carded, combbothwise processed for spinning.	20.674	178.185	40.528	240.426
5507000000	Artificial staple fibres, carded, combbothwise processed for spinning	8	37.650	107	494.012
5508100000	Sewing thread of man-made staplefibre of synthetic staple fibres for rta	203.448	860.581	734.427	4.854.818
5508200000	Sewing thread of man-made staplefibre of artifcial staple fibres for reta	1.522	24.326	8.760	235.897
5509110000	Single yarn cont >=85% by weight ofstaple fibres of nylon/oth polyamides	0	838	0	8.101
5509120000	Multiple/cabled yarn cont=>85% bywght of staple fibre of nylon/oth poly	21.653	22.153	29.584	31.762
5509210000	Single yarn cont >=85% by weight ofpolyester staple fibres	11.010	649.395	31.916	1.177.192
5509220000	Multiple (folded)/cabled yarn cont.>=85% of polyester staple fibres	201.652	1.140.311	541.891	2.581.532
5509310000	Single yarn cont >=85% by weight ofacrylic/modacrylic staple fibres	0	123.050	0	306.109
5509320000	Multiple/cabled yarn cont=>85% byweight of acrylic/modacrylic staple fbrs	36.626	85.661	147.768	320.288
5509410000	Single yarn cont >=85% by weight ofsynthetic staple fibres	0	437	0	3.616
5509420000	Multiple (folded)/cabled yarn cont.>=85% of synthetic staple fibres	8.682	25.772	78.105	303.121
5509510000	Oth yarn of polyester staple fibresmixed mainly with artificial staple fbrs	175.254	261.489	412.051	631.399
5509520000	Oth yarn of polyester staple fibresmixed wool/animal hair	0	5.838	0	54.312
5509530000	Oth yarn of polyester staple fibreswith cotton	2.097	276.238	14.949	667.923
5509590000	Oth yarn of polyester staple fibresoth than mixed mainly	65	13.767	196	54.491
5509610000	Oth yarn of acrylic/modacrylicstaple fbr mixed with wool/animal hair	32	32	307	307
5509620000	Oth yarn of acrylic/modacrylicstaple fibre mixed with cotton	0	9.251	0	52.699
5509690000	Oth yarn of acrylic/modacrylicstaple fibre oth thn cotton&animal hair	840	47.933	8.911	371.099
5509910000	Other yarn mixed mainly ot solelywith wool/animal fine hair	48	48	1.887	1.887
5509920000	Other yarn mixed mainly/solely withcotton	0	4.524	0	57.535
5509990000	Other yarn of synthetic staple fibresoth thn mix with animal hair&cotton	35.480	159.276	139.925	505.322
5510110000	Single yarn cont >=85% by weight ofartificial staple fibres	423.115	1.038.858	1.111.221	2.821.296
5510120000	Multiple/cabled yarn cont.>=85%by weight/artificial staple fibres	0	268	0	2.897
5510200000	Oth yarn, mixed mainly/solely withcont>=85% of weight of artifical stpl fbr	0	3.909	0	30.244
5510300000	Other yarn, mixed mainly/solelycont>=85% of weight of cotton	10.471	45.599	130.949	676.018
5510900000	Other yarn of artificial staple fibrescont>=85% of weight of cotton	22.175	89.335	77.202	426.864
5511100000	Yarn of synthetic staple fibres, cont.>=85% weight of such fibres	32.035	121.519	97.888	637.876
5511200000	Yarn of synthetic staple fibres, cont.<85% weight of such fibres	189	1.536	16.779	45.210
5511300000	Yarn of artificial staple fibres put upfor retail sale	4.171	28.591	51.927	325.281
5512110000	Woven fabrics of synthetic staple fibrecont>=85% weight of polyester staple fbr	63.927	423.148	289.511	1.956.726
5512190000	Woven fabrcs of synth staple fbr cont>=85% wght,oth than polyester stple fbr	272.613	1.025.274	1.334.746	5.690.943
5512210000	Woven fabrics of synthetic staple fibrecont>=85% weight of acrylic/mdcrylic	82	1.303	1.096	21.795
5512290000	Woven fabrcs of synth staple fbr cont>=85% wght of oth thn acrylic/mdcrylic	33.104	176.318	427.484	1.843.790
5512910000	Oth woven fabrics of synth stple fibrecont>=85% weight of acrylic/mdcrylic	10.844	34.234	129.413	403.963
5512990000	Oth woven fabrics cont>=85% of wghtof acrylic/modacrylic staple fibres	12.342	74.748	244.739	934.414
5513110000	Woven fbrcs of polyester staple fibresplain weave <=85% mix w/cotton <170g/m	132.957	708.647	726.374	3.770.423
5513120000	3-thread /4-thread twill, incl twillpolyester staple fibres <=85% w/cotton	24.280	152.133	172.525	1.176.133
5513130000	Oth woven fbrcs of polyester stple fbr<=85% mixed wght <170 g/m of cotton fbr	9.414	62.602	57.684	460.019
5513190000	Oth woven fabrics <85% mixed cottonweight <170 g/m of cotton	14.695	140.698	51.283	972.903
5513210000	Dyed woven fabrics of polyester staplefibres, plain weave <85% of such fibres	108.745	588.741	604.799	3.748.668
5513230000	Oth dyed woven fabrics of polyesterstaple fibres <85%, cotton<170 g/m	76.157	128.945	355.072	788.752
5513290000	Oth woven fabrics <85% such fibres,mixed cotton <170 g/m	44.403	133.676	415.307	1.028.568
5513310000	Wvn fabrics of yarn of diff color ofpolyester stpe fbrs,plain weave<85% fbrs	27.395	303.197	69.920	751.589
5513390000	Oth woven fabrics<85% of such fibresweight <170 g/m of cotton	25.861	286.380	214.626	2.718.065
5513410000	Printed polyester staple fibres, plainweave <85% of fbr, cotton<170 g/m	593.166	3.063.712	725.617	3.832.424
5513490000	Other woven fabrics<85% of fibresweight <170 g/m of cotton	179.586	475.061	636.242	1.753.131
5514110000	Woven fbrcs of polyester staple fibresplain weave <=85%,cotton >170g/m	1.100	9.466	13.324	115.162
5514120000	Bleached or no.3 or 4-thread twill,polyester stpl fbrs<85%,cotton>170g/m2	1.045	21.121	12.175	251.460
5514190000	Other woven fabrics<85% of fibresmixed weight >170g/m of cotton	18.632	222.883	87.397	2.910.416
5514210000	Dyed polyester staple fbrs, plain weavestaple fbrs<85%, cotton >170 g/m,dyed	0	16.136	0	81.708
5514220000	Dyed, 3 or 4-thread twill, incl. twillpolyester stpl fbrs<85%,cotton>170g/m2	95	48.677	884	305.026
5514230000	Oth dyed woven fabrics of polyesterstaple fbre<85%, cotton >170 g/m,dyed	1.812	26.862	7.198	142.189
5514290000	Other woven fabrics<85% of fibresmixed weight >170g/m of cotton , dyed	2.569	90.314	24.082	1.090.194
5514300000	Woven fabrics of synth stple fibre<85%, cotton >170 g/m, diff color	0	17.834	0	80.863
5514410000	Printed polyester staple fibres, plainweave <85% of fbr, cotton >170 g/m	0	256	0	2.894
5514420000	Prnt 3-thread/4-thread twill,incl twlpolyester stple fbr<85%, cotton >170g/m	21.103	28.676	127.152	180.582

**I.3. IMPOR MENURUT KOMODITI / IMPORT BY HS COMMODITY**  
**\*\*\* JUNI / JUNE 2009 \*\*\***

HS	Uraian Komoditi Commodity Description	Berat Bersih / Net Weight (Kg)		Nilai / Value C.I.F (US\$)	
		Bulan ini Current Month	Kumulatif Cum.Jan. to date	Bulan ini Current Month	Kumulatif Cum.Jan. to date
5514430000	Oth printd woven fabrics of polyesterstpl fbr <85%, cotton >170 g/m	5.523	8.657	47.425	79.508
5514490000	Other printed woven fabrics<85% suchfibres, weight >170 g/m of cotton	3.149	727.780	42.353	3.736.467
5515110000	Oth woven fabrcls of synth stple fbrs ofpolyester stpl fbr mixed w/viscose rayon	150.161	1.257.214	1.366.001	13.486.787
5515120000	Oth woven fabrcls of synth stple fbrs ofpolyester stpl fbr mixed w/m-made flmnt	10.222	154.640	92.036	680.700
5515130000	Oth woven fabrcls of synth stple fbrs ofpolyester stpl fbr mix w/wool/anml hair	3.841	84.757	59.042	1.261.118
5515190000	Other woven fabrics of synth stple fbrof other polyester staple fibres	57.095	363.678	502.362	3.529.660
5515210000	Oth wvn fbrcls of acrylic/modacrylicmixed/solely with man-made filament	94	6.948	2.973	59.279
5515220000	Oth wvn fbrcls of acrylic/modacrylicmixed/solely w/wool/fine anml hair	36	1.285	604	15.988
5515290000	Oth wvn fbrcls of acrylic/modacrylic mixw/other than man-made flmnt/wool	0	77.113	0	543.944
5515910000	Oth woven fabrics mixed mainly/solelyman-made filaments	0	5.572	0	80.869
5515990000	Oth woven fabrics mixed mainly/solelywith other than man-made flmnt/wool	6.358	106.809	63.046	942.303
5516110000	Unbleached/bleached woven fabrics ofartificial staple fibre;weight>=85%	3.374	7.539	27.153	54.929
5516120000	Dyed fbrcls of artificial staple fibre;weight>=85% of artificial staple fibres	1.814	63.546	21.266	528.122
5516130000	Woven fabrics of yarns of diff colorweight>=85% of artificial staple fibres	1.126	2.823	16.880	37.542
5516140000	Printed woven fabrics of yarns of diffcolor; wght>=85% of artificial staple fb	2.517	106.461	24.337	926.982
5516210000	Un/bleached woven fabrics of artificialstaple fibre mix m-m-f;weight<85%	0	5.205	0	57.343
5516220000	Dyed woven fabrics of artificialstaple fibre mix m-m-f;weight<85%	14.358	163.074	237.437	2.135.836
5516230000	Woven fabrics of yarn of diff colorartificial staple fibre;weight<85%	145	797	1.251	6.856
5516240000	Printed woven fabrics of artifcl staplefibre mixed with m-m-f;weight<85%	941	9.532	14.482	73.311
5516320000	Dyed woven fabrics of artificial staplefibre mixed with wool;weight<85%	7	317	164	11.094
5516340000	Printed woven fabrics of staple fibremixed with wool;weight<85%	0	1	0	25
5516410000	Un/bleached woven fabrics of artificialstaple fibre mixed cotton;weight<85%	0	1.031	0	9.299
5516420000	Dyed woven fabrics of artificial staplefibre mixed with cotton;weight<85%	0	17.521	0	184.551
5516430000	Woven fabrics of yarn of diff colorsmixed with cotton;weight<85%	1.615	34.383	13.209	249.478
5516440000	Printed woven fbrcls of artifcl staplefibre mixed with cotton;weight<85%	0	5	0	40
5516910000	Other un/bleached woven fabrics ofstaple fbr mixed w/cotton;weight<85%	0	7.617	0	42.215
5516920000	Other dyed woven fabrics of artificialstaple fibre mixed cotton;weight<85%	1.562	43.423	10.563	349.732
5516930000	Oth woven fabric of yarn of diff colorsstaple fibre mixed cotton;weight<85%	4.429	18.336	30.531	136.078
5516940000	Other printed woven fabrics of artifclstaple fibre mixed cotton;weight<85%	3.098	38.163	20.406	391.734
5601100000	Sanitary towels & tampons, napkinsliners for baby&similar sanitary article	0	3.487	0	21.071
5601210000	Wadding & its articles of man-madefibres	1.662	7.678	21.733	102.633
5601221000	Wrapped cigarette tow of man-madefibres	0	3.427	0	28.935
5601229000	Other wrapped cigarette tow of man-made fibres	11.406	36.096	84.003	266.555
5601290000	Wrapped cigarette tow of other thanman-made fibres	56.780	205.934	104.263	1.252.402
5601301000	Polyamide fibre flock of waddingmaterial not exceeding 5 length.	8.200	27.387	4.100	112.881
5601309000	Textile flock & dust mill neps otherthan polyamide fibre flock;<=5 flock	2.548	9.432	12.007	42.341
5602100000	Needleloom felt & stitch-bonded fibrecovered/laminated.	69.131	614.674	456.652	4.016.849
5602210000	Oth felt of wool/fine animal hair,notimpregnated,coated,covered	479	893	15.649	34.894
5602290000	Oth felt of oth textile materials,notimpregnated,coated,covered	1.891	24.716	34.513	391.131
5602900000	Felt, oth thn needleloom&oth felt notimpregnated, coated, covered	18.671	74.355	70.762	461.904
5603110000	Non woven of man-made filament, notimpregnated,cvred/lminated;wght<=25g/m	490.493	2.246.951	1.530.658	8.003.315
5603120000	Non woven of m-m-f, not imprgnated,covred/lminated; 25g/m<weight<70g/m	151.348	977.154	675.075	4.329.108
5603130000	Non woven of m-m-f, not imprgnated,covred/lminated; 70g/m<weight<150g/m	206.747	1.054.104	870.444	3.447.327
5603140000	Non woven of m-m-f, not imprgnated,covered/laminated; weight>150g/m	444.246	1.625.019	1.947.682	8.477.042
5603910000	Non woven of other, weight<=25g/m2	233.691	1.865.979	488.538	4.115.954
5603920000	Non woven of other25g/m2 < weighing =<70g/m2	145.663	1.444.580	566.311	4.143.462
5603930000	Non woven of other70g/m2 < weighing =<150g/m2	11.585	173.359	95.838	763.314
5603940000	Non woven of other, weight<=150g/m2	232.291	1.501.125	1.651.317	8.646.873
5604100000	Rubber thread & cord, textile coveredand the like head 5404/5405	119.270	427.571	328.282	2.238.035
5604900000	Oth thn rubber thread&cord, textilecovered&the like head 5404/5405	147.667	815.431	226.553	1.670.750
5605000000	Metallised yarn, whether/not gimped,metallised yarn, whether/not gimped,	46.068	91.062	137.197	449.958
5606000000	Gimped yarn, strip & the like of headgimped yarn, & strip & the like of headi	46.781	879.097	132.264	1.781.774
5607210000	Binder/baler twine of sisal/othertextile fibres of genus agave	11.654	53.167	60.196	279.423
5607290000	Othr binder/baler twine of sisal/othertextile fibres of genus agave	74.325	443.557	125.760	691.788
5607410000	Binder/baler twine of polyethylene/polypropylene	1.125	12.759	8.461	120.208
5607490000	Gimp yarn,oth thn binder/balertwine,of polyethyln/polypropyln	796.403	3.644.809	850.598	4.170.247
5607501000	V-belt cord of man-made fibres treatedresorcinol formaldehyde>=10000 dec	32.103	97.527	272.903	945.260
5607509000	V-belt cord of othr synth fbrs treatedmeasuring more than 10,000 decitex	69.252	496.988	122.769	1.901.108
5607901000	Other gimped yarn, of artificialsfibres, like of heading 5404/5405	2.317	51.371	32.038	554.590
5607902000	Other gimped yarn, of abaca/othhard fibrs,like of headng 5404/5405	285	6.348	4.512	96.792
5607909000	Other gimped yarn, oth thn of abacaand artificials fibres	122.111	484.455	289.491	888.193
5608110000	Made up fishing net of man-made textilematerials	257.621	1.189.823	358.307	1.916.428
5608192000	Net bags of man-made textile material	7.840	111.431	31.134	425.213
5608199000	Knotted of twine,oth than man-madetexti. matr.,fishng net&net bags	47.007	68.620	122.759	262.774
5608900000	Other knotted of twine,cordage/ropemade up fishg net and oth	22.628	303.141	57.867	861.559
5609000000	Articles of yarn,strip/the like of head5404/5405,twine,cordage,rope/cable	65.357	528.065	202.071	1.647.414
5701100000	Articles of yarn,like of head. 5404/5405,of wool/fine animal hair	0	85	0	772
5701901000	Articles of yarn,like of head. 5404/5405,of cotton, oth text.matr.	44	922	171	26.929
5701909000	Articles of yarn,like of head. 5404/5405,oth than cotton, oth text.matr.	5.101	7.957	4.199	11.369
5702100000	Kelem,schumacks,karamanie&smlarhand-woven rugs, not tufted/flocked	0	71	0	6.406
5702200000	Floor covering of coconut fibres (coir)not tufted/flocked	10.300	27.299	6.062	17.233
5702310000	Floor cov of pile construct of wool/fineanimal hair,not made up, not tufted/floc	0	2.748	0	84.504
5702320000	Floor cov of pile construct of man-madetext mat, not made up,not tufted/flocked	58.309	111.656	94.558	164.046

**I.3. IMPOR MENURUT KOMODITI / IMPORT BY HS COMMODITY**  
**\*\*\* JUNI / JUNE 2009 \*\*\***

H S	Uraian Komoditi Commodity Description	Berat Bersih / Net Weight (Kg)		Nilai / Value C.I.F (US\$)	
		Bulan ini Current Month	Kumulatif Cum.Jan. to date	Bulan ini Current Month	Kumulatif Cum.Jan. to date
5702391000	Floor cov of pile construct of cottonnot made up, not tufted/flocked	9.831	10.416	28.128	31.503
5702399000	Floor cov of pile construct of othertextile materials, not made up,not tufte	1.204	28.006	2.872	116.036
5702420000	Oth floor cov.of pile constrct made up,of man-made textile matrils	167.286	645.206	285.775	1.045.776
5702491000	Oth floor cov.of pile constrct made up,of cotton,oth textile matrils	0	189	0	2.325
5702499000	Oth floor cov.of pile constrct made up,oth thn cotton&jute,oth textile matrils	0	4.040	0	5.549
5702920000	Oth floor cov.not of pile constrct,made up,of man-made textl matrils	0	49.948	0	48.790
5703100000	Carpet&oth txtl flr cov.,tufted, whthr/not made up,of wool/fine anim.hair	0	945	0	25.885
5703200000	Carpet&oth txtl flr cov.,tufted, whthr/not made up,of nylrn/oth plyamid	93.679	369.276	266.115	974.034
5703300000	Carpet&oth txtl flr cov.,tufted, whthr/not made up,of oth man-md-txtl mtrils	105.626	1.029.858	270.435	3.285.004
5703901000	Carpet&oth txtl flr cov.,tufted, whthr/not made up,of cotton,oth textile matrils	0	25.683	0	60.028
5703902000	Carpet&oth txtl flr cov.,tufted, whthr/not made up,of jute fbrs,oth txtl mtrils	0	4.928	0	16.776
5703909000	Carpet&oth txtl flr cov.,tufted, whthr/nt md up,not cttn&jute fbr,oth txtl mtrl	0	12.076	0	141.446
5704100000	Tiles, having a surface <=0,3m,felt,notufted/flocked,made up/not	0	47	0	1.618
5704900000	Tiles, having a surface >0,3m,felt,notufted/flocked,made up/not	121.285	781.734	220.999	1.051.796
5705100000	Oth carpet&oth txtl flr cov.,whthr/not made, of cotton	26	598	116	11.892
5705200000	Oth carpet&oth txtl flr cov.,whthr/not made, of jute fibres	0	12	0	127
5705900000	Oth carpet&oth txtl flr cov.,whthr/not made,oth thn cotton&fibres	129.968	586.980	125.839	905.611
5801100010	Woven pile&chenille fbrc,of wool/fine animals hairs,melton cloth(tennis)	3.155	42.059	19.317	488.786
5801100090	Woven pile&chenille fbrc,of wool/fine anml hairs,oth melton cloth(tennis)	6	3.485	94	31.527
5801210000	Uncut weft pile fabrics of cotton otherthan fabrics of head 5802/5806	195	12.242	1.367	153.883
5801220000	Cut corduroy of cotton oth than fabricof head 5802/5806	111.773	416.180	928.439	3.069.483
5801230000	Oth weft pile fabrics of cotton oth thnfabrics of head 5802/5806	1.022	9.076	3.465	85.097
5801240000	Warp pile fabrics, epingle£(uncut) ofcotton othr than fabrics of head 5802/06	0	2.384	0	19.051
5801250000	Warp pile fabrics of cotton, cut, otherthan fabrics of head 5802/5806	3.528	30.214	26.750	254.621
5801260000	Chenille fabrics of cotton other thanfabrics of head 5802/5806	8.338	8.533	32.841	35.557
5801310000	Uncut weft pile fbrcs of man-made fbrsother than fabrics of head 5802/5806	0	26.716	0	112.035
5801320000	Cut corduroy of man-made fibres otherthan fabrics of head 5802/5806	29.033	45.695	181.774	296.582
5801330000	Oth weft pile fabrics of man-made fbrsother than fabrics of head 5802/5806	0	30.326	0	244.469
5801340000	Warp pile fbrcs, epingle(uncut) of man-made fbrs othr thn fbrc of head 5802/06	0	54	0	362
5801350000	Warp pile fabrics of man-made fbrs,cut,other than fabrics of head 5802/5806	2.396	26.759	18.160	227.192
5801360000	Chenille fabrics of man-made fribresother than fabrics of head 5802/5806	4.227	23.395	44.240	119.573
5801901000	Othr carpet & text floor covrg of silkthan fabrics of head 5802/5806	70	2.419	357	16.308
5801909000	Othr carpet & text floor covrg of oththan silk/fabrics of head 5802/5806	32.465	167.618	199.011	796.609
5802110000	Unbleachd terry towelling&smlar wovenfabrcs of cotton othr than head 5806	12.428	46.419	73.625	183.543
5802190000	Bleachd terry towelling&smlar wovenfabrcs of cotton othr than head 5806	2	111.313	233	626.666
5802200000	Terry towelling & imilar ofothr textilemat fbrcs of cotton othr than head 5806	2.563	331.094	6.827	1.794.001
5802300000	Tufted textile fabrics of cotton otherthan fabrics of head 5806	1.998	333.109	21.690	1.738.951
5803001000	Gauze, oth thn narrow fbrcs of heading58.06, of cotton	6.270	131.273	92.666	1.305.891
5803009000	Gauze, oth thn narrow fbrcs of heading58.06, oth thn cotton	2.273	54.470	18.930	610.652
5804101000	Tulles & other net fabrics of silk,notincl woven fabrics of head 6002 to 6006	453	21.981	5.609	383.322
5804102000	Tulles & other net fbrcs of cotton,notincl woven fabrics of head 6002 to 6006	78	1.513	32.173	62.817
5804109000	Tulles&oth net fbrc oth than silk/cottoninc woven fabrics of head 6002 to 6006	28.177	151.927	137.297	1.102.090
5804210000	Mechanically made lace of man-made fbrsexcl fabrics of head 6002 to 6004	47.018	196.580	1.290.868	5.498.661
5804290000	Mechanically made lace of oth textilemat. excl fabrics of head 6002 to 6004	39.812	214.219	532.858	8.679.953
5804300000	Mechanically hand-made lace excl.fabricof head 6002 to 6004	422.921	446.842	824.323	1.320.991
5805001000	Hand-woven tapestries of cotton, whetheror not made up	451	4.037	6.244	65.127
5805009000	Hand-woven tapestries of other thancotton, whether/not made yp	32.466	32.758	52.876	55.351
5806101000	Woven pile fabrics of silk other thangoods of head 5807	2.341	92.764	29.146	1.123.839
5806102000	Woven pile fabrics of cotton otherthan goods of head 5807	8.017	32.259	89.028	339.746
5806109000	Woven pile fabrics of other than silk/cotton other than goods of head 5807	14.887	49.247	127.291	537.572
5806200000	Oth woven fabrics;weight>=5% of elasto-meric yarn/thread	74.073	611.168	1.595.695	9.531.664
5806311000	Narrow woven fabrics of cotton for mfgof inkd ribbon oth thn goods of head 580	1.754	15.466	20.307	373.703
5806312000	Backing for electrical insulating paperother than good of head 5807	428	3.041	15.514	59.846
5806313000	Slide fastener ribbons;width<=12mmother than good of head 5807	58.843	77.906	302.199	456.941
5806314000	Webbings used in covering piping, polesand the like but goods of head 5807	15.393	18.484	109.153	129.624
5806319000	Other woven fabrics excluding goods ofhead 5807	15.358	58.109	409.106	1.275.512
5806321000	Narrow woven fabrics of man-made fibresfor seat belt webb excl goods of head 5	50.351	304.061	489.257	3.382.912
5806322000	Slide fastener ribbon;width<=12mm of mffor seat belt webb excl goods of head 5	5.886	11.231	110.540	159.285
5806323000	Webbings used in covering piping, poles,other than good of head 5807	45	13.756	86	39.148
5806329000	Woven fbrcs of oth than cotton/man-madefbr other than goods of head 5807	140.246	815.042	853.193	6.144.387
5806391000	Woven fabrics of silk other than goodsof head 5807	514	7.505	7.749	112.335
5806399010	Woven fbrc for covering,piping, poles,other than goods of head 5807	11.070	14.062	86.855	131.086
5806399020	Narrow woven fabrics for mfg of ribbonstypewritr, no ink oth than good of head	313	2.495	2.203	23.821
5806399030	Narrow fabrics used for slide fastener;width<=12mm	135	705	3.256	10.471
5806399090	Narrow fabrics used for slide fastener;width>12mm	10.248	42.398	150.307	584.861
5806400000	Fabrics consist of warp without assblbby means of an adhesive	234	3.517	3.466	35.894
5807100000	Labels,badges, similar mat of woven,inpiece,strip,shape/size,not embroidere	207.908	1.267.359	3.086.504	20.628.949
5807900010	Labels,badges, similar mat of non wovenfbr in piece,strip,shape/size,not emb	15.503	221.167	152.750	2.303.132
5807900090	Labels,badges, similar mat of oth wovenfbr in piece,strip,shape/size,not emb	29.959	247.515	434.532	2.730.850
5808101000	Braid in the piece combined with rubberthreads, without embroidery, not knit/cr	6.226	86.186	53.815	2.230.168
5808109000	Braids not in the piece combined withthreads, without embroidery, not knit/cr	277	23.035	3.142	498.929
5808901000	Oth braids combined with rubber threadswithout embroidery, not knittd/crocheted	7.137	155.598	50.494	1.347.420
5808909000	Oth braid combined with oth than rubberthreads, without embroidery, not knit/cr	2.362	81.710	20.397	415.569



I.3. IMPOR MENURUT KOMODITI / IMPORT BY HS COMMODITY

\*\*\* JUNI / JUNE 2009 \*\*\*

HS	Uraian Komoditi Commodity Description	Berat Bersih / Net Weight (Kg)		Nilai / Value C.I.F (US\$)	
		Bulan ini Current Month	Kumulatif Cum.Jan. to date	Bulan ini Current Month	Kumulatif Cum.Jan. to date
5809000000	Woven fabrics of metal thread & wovenfabrics of metallised yarn of head 5605	4.979	7.395	41.263	74.421
5810100000	Embroidery without visible ground,in piein strip motifs	1.768	6.805	18.919	99.698
5810910000	Embroidery of cotton, without visiblegorund in piece,in strip motifs	22.529	248.439	393.364	4.205.015
5810920000	Embroidery of man-made fibres, withoutvisible goround,in piece,in strip motifs	41.539	260.633	384.466	2.328.986
5810990000	Embroidery of other textile material,visible goround,in piece,in strip motifs	61.931	581.491	694.833	5.767.732
5811000000	Quilted textile prods in the piece,with mat aseemld othr than embrdry of 5	12.222	78.357	152.515	700.897
5901100000	Textile fabrics coated w/gum/amylaceused for covers books and the like	3.663	16.345	96.358	194.147
5901901000	Textile fabrics coated w/gum/amylacefor tracing cloth	2.405	45.836	20.137	231.088
5901902000	Textile fabrics coated w/gum/amylaceprepared painting canvas	725	20.061	12.980	105.232
5901909000	Textile fabrics coated w/gum/amylacefor other than tracing cloth/paintg c	26.023	93.823	62.764	229.021
5902101000	Chafer canvas type of nylon/oth poly-amides, high tenacity, rubberised	25.943	98.091	176.787	654.521
5902109000	Chafer canvas type of nylon/oth poly-amides, high tenacity, not rubberised	903.988	3.583.550	3.492.393	14.453.114
5902202000	Chafer canvas type of polyester, highnylon, tenacity, rubberised	753	26.032	6.795	111.764
5902209000	Chafer canvas type of polyester, highnylon, tenacity, not rubberised	304.209	1.749.727	1.175.790	7.014.358
5902900000	Tyre cord fabric of high tenacity yarn,oth thn nylm/oth polymd&polystr	2.826	29.407	23.461	186.246
5903100000	Textile fabrics impregnat,coat,coverwith polyvinyl chloride	1.552.939	12.189.575	1.863.988	13.889.913
5903200000	Textile fabrics impregnat,coat,coverwith polyurethane	432.802	3.168.428	3.606.957	27.295.710
5903901000	Impregnated textile fbrcs of nylon canvcoated with plastics oth than of head 59	39.495	284.794	336.429	2.497.857
5903909000	Oth imprgntd text fbrc of oth han nyloncanvas coated w/plastic oth thn of head	221.704	1.139.226	1.309.162	8.937.727
5904100000	Linoleum, cut to shape/not,coatingapplied on textile backing	0	8.358	0	32.153
5904900000	Oth linoleum, cut to shape/not,coating applied on textile backing	0	1.144	0	19.718
5905000000	Textile wall coverings.textile wall coverings.	3.355	4.617	2.915	13.877
5906100000	Adhesive tape;width<=20cm, oth than ofheading 5902	14.298	126.322	205.664	1.154.960
5906910000	Knitted/crocheted linoleum, whetherof not to shape	41.963	309.198	193.159	1.630.076
5906991000	Linoleum for hospital rubber sheeting,whether/not cut to shape.	2	2.247	74	21.708
5906999000	Linoleum not for hospital rbr sheetinwhether/not cut to shape.	132.830	467.734	520.433	1.694.290
5907001000	Fabrics impregnated,coated/covered oilof oil-based preparation	318	1.959	19.462	137.864
5907003000	Textile fbrcs impregnated, coated/covrwith fire resistant chemical	4	135	25	254
5907004000	Fabrics imprgntd,coated/covered flockvelvet, the entire surface of textile fl	9.134	46.688	42.553	283.465
5907006000	Fabrics impregnated,coated/covered othematerials	37.365	210.185	70.488	424.861
5907009000	Othe textile fabrics not impregnated,covered with the materials	7.577	32.958	64.755	412.073
5908001000	Wick; incandescent gas mantleswhether/not impregnated	0	14.647	0	94.717
5908009000	Textile oth than wick; incandescent gasmantles, whether/not impregnated	0	7.577	0	66.535
5909001000	Fire hoses and similar textile tubing	8.275	179.356	69.630	830.280
5909009000	Othe textile hosepipng & similartextile tubing	29.845	143.267	85.025	377.877
5910000000	Transmssn/convyr belts/belting,of textl matr, whether/not impregnated,	27.934	84.495	162.263	1.344.298
5911100000	Textile fabrics, felt&felt-lined wovencoated with rubber,leather/oth materi	20.211	484.474	252.964	6.785.457
5911200000	Bolting cloth, whether/not made up	6.873	36.296	117.701	627.156
5911310000	Textile fabrics&felts;weight< 650 g/m,in making/similar machinenery	7.069	43.195	648.500	3.259.070
5911320000	Textile fabrics&felts;weight>= 650 g/m,in making/similar machinenery	46.190	264.825	2.524.194	13.784.476
5911400000	Straining cloth of a kind used in oilor the like incl that of hair	0	5.878	0	86.465
5911901000	Textile packings & gaskets used inmaking/similar machinery	37	21.740	1.716	185.069
5911909000	Othe than textile packings & gasketsused in making/similar machinery	63.114	644.473	1.288.594	5.939.008
6001101000	Unbleached long pile, knitted/crocheted,mercerised	3.438	31.990	40.702	316.486
6001109000	Bleached long pile, knitted/crocheted,not mercerised	19.092	119.980	289.193	1.061.268
6001210000	Looped pile fabrics of cotton,knitted/crocheted	1.758	170.088	27.241	1.229.100
6001220000	Looped pile fabric of man made fibre,knitted/crocheted	30.596	134.041	230.736	1.282.246
6001290000	Looped pile fabric of oth textls matr,knitted/crocheted	1.872	37.366	14.779	261.444
6001910000	Oth pile fabrics, of cotton,knitted/crocheted	63.192	247.035	396.893	1.425.158
6001921000	Oth pile fabrics, of man made fibres,unbleached	62.907	226.967	374.951	1.521.920
6001929000	Oth pile fabrics, of man made fibres,othe than unbleached	146.516	400.607	878.234	2.157.460
6001991000	Unbleached fabrics of othe textilematerials,not mercerised	3.550	18.535	39.141	175.230
6001999000	Bleached fabrics of othe textilematerials,not mercerised	24.761	168.993	120.205	1.071.171
6002400000	Knit/croch fbrcs;weight>5% of elastomeyarn,no rubber thread, oth than of head	223.279	1.750.459	1.509.302	14.925.842
6002900000	Knit/croch fbrcs;weight<5% of elastomeyarn,no rubber thread, oth than of head	1.069.670	6.996.871	9.421.215	59.949.119
6003100000	Knit/croc fbrcs of wool/fine anmalhair, width<=30cm oth than 6001/6002	72	17.951	176	134.950
6003200000	Knit/crocheted fabrics of cottonwidth<=30cm oth than 60.01/60.02	71.134	223.647	457.508	1.101.498
6003300000	Knit/crocheted fabrics of syntheticfibr, width<=30cm oth than 6001/6002	26.892	266.734	204.263	2.214.514
6003400000	Knit/crocheted fabrics of artificialwidth<=30cm oth than 60.01/60.02	93	4.580	1.314	76.278
6003900000	Othr knit/croc fabrics, width<=30cmoth than 60.01/60.02	6.477	189.673	52.133	1.390.099
6004101000	Knitted swimwear fabric;weight 80%synth yarn; 20% elastic yarn	420.315	2.029.349	3.235.501	17.646.590
6004109000	Knitt/crochet fbrc,width<=30cmcon.>20%, oth thn of heading 6001	898.161	3.690.865	4.797.670	23.436.511
6004900000	Othe knitted/crocheted fabrics; width<=30cm othe than of heading 6001	90.088	735.990	861.652	7.165.593
6005210000	Warp knit fabrics of cotton othe thanof heading 60.01-60.04	6.995	80.843	51.600	642.475
6005220000	Dyed warp knit fabrics of cotton othethan of heading 60.01-60.04	1.776	161.626	20.260	1.324.518
6005230000	Warp knit fabrics of yarn of diff coloroth than of heading 60.01-60.04.	241	158.422	5.938	1.314.621
6005240000	Printed warp knit fabrics of cotton oththan of heading 60.01-60.04	83.240	287.983	600.062	2.073.667
6005311000	Wrp knit fbrc,of synthtc,bleach/no,swimwer,of polyester&polybutylene	75	117.803	2.233	876.308
6005319000	Wrp knit fbrc,of synthtc,bleach/no,oth thn swimwr,of polystr&polybutyl	146.548	1.098.262	1.199.585	7.926.187
6005321000	Warp knit fabr,of synthtc,dyed,swimwer,of polyester&polybutylene	53.719	529.947	543.829	4.010.677
6005329000	Warp knit fabr,of synthtc,dyed,oth thn swimwr,of polystr&polybutyl	186.628	1.130.979	1.367.160	8.645.139
6005331000	Wrp knit fbrc,of synthtc,yarn diff cls,swimwer,of polyester&polybutylene	0	4.869	0	66.014
6005339000	Wrp knit fbrc,of synthtc,yarn diff cls,oth thn swimwr,of polystr&polybutyl	64.647	332.198	789.745	4.376.731

**I.3. IMPOR MENURUT KOMODITI / IMPORT BY HS COMMODITY**  
**\*\*\* JUNI / JUNE 2009 \*\*\***

HS	Uraian Komoditi Commodity Description	Berat Bersih / Net Weight (Kg)		Nilai / Value C.I.F (US\$)	
		Bulan ini Current Month	Kumulatif Cum.Jan. to date	Bulan ini Current Month	Kumulatif Cum.Jan. to date
6005341000	Warp knit fabr,of synthc,printed,swimwr,of polyester&polybutylene	0	15.444	0	134.660
6005349000	Warp knit fabr,of synthc,printed,oth thn swimwr,of polystr&polybutyl	40.930	125.827	124.415	389.902
6005410000	Warp knit fabrics of artifical fibres ofthan of heading 60.01-60.04	0	1.745	0	18.696
6005420000	Dyed warp knit fabrics of artifical fibroth than of heading 60.01-60.04.	111	24.548	1.000	177.493
6005430000	Warp knit fibr of artfcl fibr yarn ofdiff cls,oth than of heading 60.01-60.04	27	27	415	415
6005900000	Oth warp knit fabrics oth than ofheading 60.01-60.04	21.245	423.450	188.457	2.406.195
6006100000	Oth knit/crochtd fbrcs of wool/fineanimal hair oth than of head 6001-6004	703	303.648	26.333	4.125.364
6006210000	Oth knit/crochtd fbrcs of cottonoth than of heading 60.01-60.04.	81.145	782.338	577.049	5.897.312
6006220000	Oth dyed knit/crochtd fbrcs of cottonoth than of heading 60.01-60.04.	2.010.091	10.089.841	13.119.775	68.153.308
6006230000	Oth knit/crochtd fbrcs of yarn of difcolor oth than of heading 60.01-60.04	2.235	94.763	16.834	598.944
6006240000	Oth printed knit/crochtd fbrcs ofcotton oth than of heading 60.01-60.04.	67.876	357.788	609.570	3.196.954
6006311000	Oth warp knit fbrcs of nylon fibr meshfor as a backng material for mosaic tile	2.349	99.216	12.943	622.730
6006319000	Oth warp knit fbrcs of oth than ofheading 60.01-60.04.	20.679	129.334	175.727	1.007.990
6006321000	Dyed nylon fibre mesh for use as backngmat for mosaic tiles oth than head 6001	370.693	2.000.564	2.345.317	16.247.211
6006329000	Oth dyed nylon fibres material formosaic tiles oth than head of 6001-6004	231.036	1.815.378	2.003.245	13.593.565
6006330000	Oth knittd/crochetd fabr synthc,of yarn of diff colors	1.665	8.043	16.487	84.616
6006340000	Oth knittd/crochetd fabr synthc,printed	13.358	181.460	127.988	1.519.317
6006410000	Oth warp knit fabrics of artificalfibres oth than of heading 60.01-60.04.	4.955	10.283	30.449	70.974
6006420000	Oth dyed warp knit fabrics of artifi-cial fibres oth than of head 60.01-60.04	72.619	777.077	554.205	5.688.300
6006430000	Oth warp knit fabrics of yarn of difcolor oth than of heading 60.01-60.04	1.273	1.555	13.290	16.234
6006440000	Oth warp knit fabrics of artificalfibres printed oth than of head 60.01-60	8.558	42.280	55.238	303.138
6006900000	Oth warp knit fabrics oth than of artcial fibres oth than of head 6001-6004	353.717	1.843.834	2.308.192	12.652.851
6101200000	Male's wear of cotton oth than ofhead 61.03	93	16.394	1.845	206.306
6101300000	Male's wear of man-made oth thanof head 61.03	371	3.169	10.313	58.247
6101900000	Male's wear of oth textile materialoth than of head 61.03	2.549	29.486	50.756	201.509
6102200000	Female's wear of cotton,knitted/crochetd oth than of head 6104	296	7.443	9.577	115.144
6102300000	Female's wear of man-made fibres,knitted/crochetd oth than of head 61	144	2.877	4.505	32.879
6102900000	Female's wear of oth textile materials,knitted/crochetd oth than of head 61	3.874	8.206	51.358	105.015
6103100000	Mens/boys suits(oth thn swimwr)knitted/crochetd	276	4.868	1.691	55.110
6103220000	Male' ensembles of cotton	0	12.726	0	176.428
6103230000	Male' ensembles of synthetic fibres	0	3.196	0	6.755
6103290000	Men/boy ensembl of oth textls matrls(oth thnswimwr)knitt/crochet	24	26	120	148
6103310000	Male's jackets & blazers of wool/fineanimal hair	0	82	0	3.974
6103320000	Male's jackets & blazers of cotton	33	7.242	1.604	67.348
6103330000	Male's jackets & blazers of syntheticfibres	404	5.733	11.231	96.652
6103391000	Male's jackets & blazers of ramie,linenor silk	3.440	3.440	46.151	46.151
6103399000	Male's jackets & blazers of oth textilmaterials	890	1.405	12.730	21.865
6103410000	Male's trousers,bib&brace overall,breeches&shorts of wool/fine animal hair	0	83	0	3.995
6103420000	Male's trousers,bib&brace overall,breeches&shorts of cotton	7.683	38.450	48.132	222.173
6103430000	Male's trousers,bib&brace overall,breeches&shorts of synthetic fibres	1.667	18.268	43.874	271.764
6103490000	Men/boy trousr,bib&brace overll,breech&short of oth textl matrl,knitt/crochet	87	3.898	499	20.070
6104130000	Female's suits of synthetic fibres	3.548	3.700	8.330	8.624
6104192000	Women/girl suits,of cotton synthtcfibres,of oth textl matrl,knitt/crochet	2	1.192	35	3.911
6104199000	Female's suits of oth textile material	1.127	13.890	6.321	234.090
6104220000	Female's ensembles of cotton	4.284	15.467	9.153	75.403
6104230000	Female's ensembles of synthetic fibres	403	1.243	528	2.219
6104290000	Womens/girls ensembles,of oth textl matrl,knitted/crochetd	1.508	3.257	26.620	48.510
6104320000	Female's jackets & blazers of cotton	255	12.307	7.059	84.295
6104330000	Female's jackets & blazers of syntheticfibres	112	3.590	3.229	67.612
6104390000	Women/girl jackets&blazers,of oth textl matrl,knitt/crochet	0	662	0	17.362
6104410000	Dresses of wool/fine animal hair, knitted/crochetd	7	84	606	4.667
6104420000	Dressed of cotton	39.304	84.172	157.218	457.794
6104430000	Dressed of synthetic fibres	13.588	58.840	55.563	223.526
6104440000	Dressed of artifical fibres	962	4.934	53.136	244.161
6104490000	Dresses of other textile materials	645	3.751	16.161	111.706
6104510000	Female's skirts & divided skirt of woolor fine animal hair	0	1	0	16
6104520000	Female's skirts & divided skirts ofcotton	4.816	29.658	11.655	81.628
6104530000	Female's skirts & divided skirts ofsynthetic fibres	53.928	97.199	122.849	223.438
6104590000	Women/girl skirts&devided skirts,of oth textl matrl,knitt/crochet	3.469	5.762	39.333	80.409
6104620000	Female's trousers, bib & brace overallsbreeches & shorts of cotton	210.871	626.769	732.588	1.897.832
6104630000	Female's trousers, bib & brace overallsbreeches & shorts of synthetic fibres	73.477	370.022	183.020	802.507
6104690000	Womn/girl trousr,bib&brace overll,brh&short f oth textl matrl,knitt/crochet	15.651	30.431	201.368	468.179
6105100000	Male's wear of cotton, knitted/crochetd	68.800	175.549	434.356	2.172.180
6105201000	Male's wear of synthetic fibres, knittedor crocheted	4.572	19.248	67.597	362.797
6105202000	Male's wear of artifical fibres, knitteor crocheted	336	1.215	3.461	26.832
6105900000	Men/boy shirts of oth textls matrls,knitt/crochet	4.188	12.253	28.780	133.374
6106100000	Female's wear of cotton, knitted/crochetd	203.586	598.681	1.263.684	3.836.292
6106200000	Female's wear of man-made, knittedor crocheted	44.042	141.190	150.888	571.545
6106900000	Womn/girl blous,shirt&shirtblous,oth textl matrl,knitt/crochet	11.796	58.540	160.304	733.708
6107110000	Male's underpants & briefs of cotton	7.964	72.439	107.572	623.679
6107120000	Male's underpants & briefs of man-madefibres	5.196	44.008	11.937	136.375
6107190000	Male's underpants & briefsof oth textls matrls	0	9.641	0	91.057
6107210000	Male's nightshirts & pyjamas of cotton	4.979	18.452	11.518	55.990

I.3. IMPOR MENURUT KOMODITI / IMPORT BY HS COMMODITY

\*\*\* JUNI / JUNE 2009 \*\*\*

H S	Uraian Komoditi Commodity Description	Berat Bersih / Net Weight (Kg)		Nilai / Value C.I.F (US\$)	
		Bulan ini Current Month	Kumulatif Cum.Jan. to date	Bulan ini Current Month	Kumulatif Cum.Jan. to date
6107220000	Male's nightshirt & pyjama of man-made fibres	6.308	10.001	12.364	18.774
6107910000	Oth wear articles of cotton	386	107.565	4.378	183.274
6107990000	Oth wear male of oth textls matrsl	0	1.782	0	12.665
6108110000	Female's slips & petticoats of man-made fibres	106	849	1.466	24.898
6108192000	Female's slips & petticoats of wool/fine animal hair	0	117	0	1.732
6108193000	Female's slips & petticoats of cottonof oth textls matrsl	0	584	0	1.069
6108199010	Female's slips & petticoats of silkof oth textls matrsl	0	1	0	12
6108199090	Female's slips & petticoats oth thnsilk, of oth textls matrsl	771	3.048	4.374	65.060
6108210000	Briefs & panties of cotton	77.825	272.263	206.825	824.440
6108220000	Briefs & panties of man-made fibres	179.247	633.447	366.826	1.405.031
6108290000	Female's brief&pantie, knitt/crochetof oth textls matrsl	471	5.115	5.917	54.937
6108310000	Nightdresses & pyjamas of cotton	9.338	119.123	39.569	264.416
6108320000	Nightdresses & pyjamas of man-made fibres	7.765	58.146	14.585	105.909
6108390000	Female nightdress&pyjama, of othtextls matrsl, knitt/crochet	1.618	2.623	3.628	15.178
6108910000	Negliges, bathrobes, dressing gowns of cotton	6.998	9.345	15.748	37.786
6108920000	Negliges, bathrobes, dressing gowns of man-made fibres	529	21.726	10.523	66.528
6108990000	Oth famale wear, of oth textl matrsl, knitted/crochetd	3	677	24	15.736
6109101000	Men/boys't-shirts, singlets & othvests, knitted/crochetd of cotton	28.521	292.816	368.961	2.598.270
6109102000	Women/girls't-shirts, singlets & othvests, knitted/crochetd of cotton	83.883	413.021	473.786	2.761.606
6109901000	Men/boys't-shirts, singlets & oth vests knitt./crochetd of ramie, linen/silk	9.195	24.113	66.656	172.468
6109902000	Men/boys't-shirts, singlets & oth vests knitted/crochetd of oth materials	8.392	81.937	211.835	1.128.034
6109909000	T-shirt, singlet&oth vest, knitt/crochet, of oth txtl mtrl, oth thn f rami, linn&slk	22.549	78.487	109.555	596.187
6110110000	Jerseys, pullovers, cardigans, waistcoatof wool	23.720	90.091	66.954	456.555
6110120000	Jerseys, pullovers, cardigans, waistcoatof kashmir (cashmere) goats	4.334	29.412	64.035	268.335
6110190000	Jerseys, pullovers, cardigans, waistcoatof oth wool/fine animal hair	340	12.693	13.156	121.983
6110200000	Jerseys, pullovers, cardigans, waistcoatof cotton	286.392	1.194.661	1.696.739	8.326.578
6110300000	Jerseys, pullovers, cardigans, waistcoatof man-made fibres	8.523	60.411	102.775	822.965
6110900000	Jersey, pullovr, cardign, waistcoat&similr article, knitt/crochet, of oth txtl mtrl	4.075	149.735	61.364	912.331
6111200000	Babie garment&clothing accessorie, knitt/crochet, of cotton	9.657	55.275	169.766	889.561
6111300000	Babie garment&clothing accessorie, knitt/crochet, of synthtc fibres	21.288	75.362	69.060	245.779
6111900000	Babie garment&clothing accessorie, knitt/crochet, of oth txtl mtrl	1	24.266	11	231.828
6112110000	Track suits of cotton knitted/crochetd	6	105	176	3.591
6112120000	Track suits of synthetic fibres knitted/crochetd	0	393	0	6.979
6112190000	Track suits of oth txtl mtrl, knitted/crochetd	65	871	249	10.097
6112310000	Male's swimwear, of synthtc fibrs, knitted/crochetd	338	5.980	11.234	176.043
6112390000	Male's swimwear, of oth txtl mtrl, knitted/crochetd	145	149	4.028	4.264
6112410000	Female swimwear, of synthtc fibr, knitted/crochetd	249	8.021	15.707	360.742
6112490000	Female swimwear, of oth txtl mtrl, knitted/crochetd	20	2.334	1.748	7.920
6113001000	Diver wetsuit, made up of knitt/cochet, fabrics of heading 5903, 5906/5907	0	347	0	12.377
6113002000	Protectve/safety garmnt fr worker, made-up of knitt/cochet, head 5903;5906;5907	237	3.648	1.829	18.873
6113009000	Oth garment, made up of knitt/crochetfabrics of heading 5903,5906/5907	1.283	1.512	3.148	3.693
6114200000	Oth garments, knitted/crochetd of cotton	450	230.571	21.179	1.336.251
6114300000	Oth garments, knitted/crochetd of of man-made fibres	716	2.707	11.133	78.890
6114900000	Oth garments, knitted/crochetd of of oth textile materials	24.531	241.335	143.314	1.890.234
6115100000	Panty hose & tights of graduated compression hosiery	0	123	0	3.598
6115210000	Panty hose & tights of synthetic fibres, single yarn <67 decitex, elastic/rubber	1.913	6.606	5.285	25.306
6115220000	Panty hose & tights of synthetic fibres, single yarn <67/>67 decitex,	2.415	9.442	4.281	28.432
6115291000	Stockings, socks, sockettes of cotton single yarn <67 decitex, elastic/rubber	0	1.050	0	2.936
6115299000	Panty hose & tights of oth than cotton elasticated/rubberised	2.258	14.165	5.572	40.816
6115301000	Women's full-length, knee-length hosiery of cotton, single yarn < 67 decitex	7	10.062	5	24.059
6115309000	Women's full-length, knee-length hosiery of oth than cotton, single yarn <67 dtex	2.076	2.929	7.704	16.565
6115940000	Oth stockings, socks, of wool/fine animal hair, single yarn < 67 decitex	46	267	1.649	9.511
6115950000	Oth stockings, socks, of cotton, single yarn < 67 decitex	16.237	84.228	84.825	541.191
6115960000	Oth stockings, socks, sockettes of synthetic fibres, single yarn < 67 dtex	70.259	232.733	203.957	712.362
6115990000	Oth stockings, socks, sockettes of oth textile materials, single yarn <67 dtex	72	1.344	1.168	10.724
6116100000	Gloves, mittens, mitts, knitted, croch. impregn., coated/covered plastics/rubber	6.616	22.548	86.499	271.710
6116910000	Gloves, mittens, of wool/fine animal hair knitt. not impregn. coat. plastics/rubbers	604	2.392	11.349	111.984
6116920000	Gloves, mittens, of cotton knitted, croch. not impregnated coated plastics/rubbers	20.987	53.009	24.328	71.417
6116931000	Gloves, mittens, of synthetic fibres knitt. not impregn. coat. plastics/rubbers	2	2	11	11
6116939000	Gloves, mittens, of oth th synthetic fibrsknitt. not impregn. coat. plastics/rubbers	6.448	27.239	33.616	98.721
6116990000	Gloves, mittens, of oth textile materials knitt. not impregn. coat. plastics/rubbers	295	2.242	2.341	8.307
6117101000	Shawls, scarves, mufflers, mantillas, & the like of cotton	4.704	12.322	61.463	116.708
6117109000	Shawls, scarves, mufflers, mantillas, & the like of oth textile materials	1.084	16.992	11.068	319.483
6117801100	Ties, bow ties & cravats of wool/fine animal hair	792	5.245	9.539	99.052
6117801900	Ties, bow ties & cravats of oth than wool/fine animal hair	609	4.577	4.498	125.136
6117809000	Oth access of oth than wool/fine animal hair	28.960	165.822	464.023	3.217.953
6117900000	Oth parts of garment	34.582	231.473	264.860	1.460.940
6201110000	Men/boys' overcoats, raincoats, car-coats, cloaks of wool/fine animal hair	6.634	65.406	31.514	125.068
6201120000	Men/boys' overcoats, raincoats, car-coats, cloaks of cotton	681	1.112	6.829	24.637
6201130000	Men/boys' overcoats, raincoats, car-coats, cloaks of man-made fibres	529	3.126	6.182	26.432
6201190010	Men/boys' overcoats, raincoats, car-coats, capes, cloaks of silk	0	2.474	0	26.805
6201190020	Men/boys' overcoats, raincoats, car-coats, capes, cloaks of ramie	0	24	0	170
6201190090	Men/boys' overcoats, raincoats, car-coats, cloaks of oth man-made fibres	3	684	67	7.595

**I.3. IMPOR MENURUT KOMODITI / IMPORT BY HS COMMODITY**  
**\*\*\* JUNI / JUNE 2009 \*\*\***

H S	Uraian Komoditi Commodity Description	Berat Bersih / Net Weight (Kg)		Nilai / Value C.I.F (US\$)	
		Bulan ini Current Month	Kumulatif Cum.Jan. to date	Bulan ini Current Month	Kumulatif Cum.Jan. to date
6201910000	Men/boys' anorak, wind-cheaters/jacketsof wool/fine animal hair	0	73	0	2.326
6201920000	Men/boys' anorak, wind-cheaters/jacketsof cotton	13.540	28.803	47.626	111.398
6201930010	Men/boys' anorak, wind-cheaters/jacketsof batik	0	1.790	0	44.050
6201930090	Men/boys' anorak, wind-cheaters/jacketsof oth man-made fibres	1.587	6.093	15.102	115.504
6201990090	Men/boys' anorak, wind-cheaters/jacketsof oth textile materials	278	400	6.345	12.567
6202110000	Women/girls' overcoats,raincoats, car-coats, capes of wool/fine animal hair	291	378	2.398	9.260
6202120000	Women/girls' overcoats,raincoats, car-coats, capes of cotton	456	9.158	12.826	107.182
6202130090	Women/girls' overcoats,raincoats, car-coats, capes of oth man-made fibres	1.797	4.320	17.861	70.551
6202190010	Women/girls' overcoats,raincoats, car-coats, capes of silk	0	179	0	538
6202190090	Women/girls' overcoats,raincoats, car-coats, capes of oth textile materials	85	318	2.572	20.080
6202910000	Women/girls' anorak,wind-cheater/jacketsof wool/fine animal hair	0	7	0	2.180
6202920000	Women/girls' anorak,wind-cheater/jacketsof cotton	1.024	2.900	35.288	101.220
6202930090	Women/girls' anorak,wind-cheater/jacketsof oth man-made fibres	24	3.962	2.709	41.351
6202990010	Oth famale wear,of oth textl matrl,of silk	132	132	5.375	5.375
6202990090	Oth famale wear,of oth textl matrl,oth than silk & ramie	37	7.164	2.231	44.459
6203110000	Men/boys'suits of wool/fine animalhair	135	727	13.648	99.224
6203120000	Men/boys' suits of synthetic fibres	2.366	2.464	13.205	22.142
6203191000	Men/boys' suits of cotton	81	912	2.444	17.452
6203199090	Male's suits, of oth textl matrl,oth thn silk&ramie,oth thn cotton	846	1.737	2.981	10.506
6203220000	Men/boys' ensembles of cotton	2.755	4.196	5.543	13.181
6203230000	Men/boys' ensembles of synthetic fibres	1.063	2.024	2.500	4.100
6203290090	Male's ensembles, of oth textl matrl,oth than silk & ramie	0	892	0	8.017
6203310000	Men/boys' jackets & blazers of woolor fine animal hair	695	4.334	42.744	218.999
6203320000	Men/boys' jackets & blazers of cotton	38.189	229.957	104.755	641.065
6203330000	Men/boys' jackets & blazers of syntheticfibres	10.558	21.861	71.290	210.123
6203390010	Male jact&blazr, of oth textl matrl,of silk	5	220	42	4.936
6203390090	Male jact&blazr, of oth textl matrl,oth than silk & ramie	76	5.364	3.529	151.781
6203410000	Trousr,bib&brace overll,breech&short,of wool/fine animal hair,male wear	448	2.986	24.950	149.541
6203421000	Men/boys' bib & brace overalls ofcotton	311	9.363	7.382	123.088
6203429000	Men/boys' trousers of cotton	339.078	1.194.401	1.106.301	4.138.518
6203430000	Trousr,bib&brace overll,breech&short,of synthtc fibres,male wear	9.865	44.581	147.986	754.604
6203490010	Trousr,bib&brace overll,breech&short,of oth txtl mtrl,of silk, for mens/boys	0	110	0	3.487
6203490020	Trousr,bib&brace overll,breech&short,of oth txtl mtrl,of ramie, for mens/boys	0	1.223	0	15.188
6203490090	Trousr,bib&brace overll,breech&short,of oth txtl mtrl,oth thn rami&silk,for m	19.732	40.039	93.797	265.334
6204110000	Women/girls' suits of wool/fineanimal hair	0	1.874	0	15.292
6204120000	Women/girls' suits of cotton	124	1.405	475	18.341
6204130000	Women/girls'suits of synthetic fibres	38	348	181	1.520
6204190010	Female suit, of oth textl matrl,oth thnswimwear,of silk	0	47	0	2.902
6204190020	Female suit, of oth textl matrl,oth thnswimwear,of ramie	0	6	0	55
6204190090	Female suit, of oth textl matrl,oth thnswimwear,oth than silk & ramie	7.314	9.749	101.547	146.081
6204210000	Women/girls'ensembles of wool/fineanimal hair	0	90	0	445
6204220000	Women/girls' ensembles of cotton	2.524	8.385	5.808	24.903
6204230000	Women/girls' ensembles of syntheticfibres	4.819	7.462	10.737	18.229
6204290090	Female ensembl, of oth textl matrl,oththn swimwear,of silk&ramie	0	1.237	0	16.867
6204310000	Women/girls' jackets & blazers ofwool/fine animal hair	31	417	3.040	38.183
6204320000	Women/girls' jackets & blazers ofcotton	3.245	46.455	44.715	339.701
6204330000	Women/girls' jackets & blazers ofsynthetic fibres	819	9.437	19.018	162.899
6204390010	Female jact&blazr,of oth txtl mtrl,oththn swimwear,of silk	250	610	19.662	39.249
6204390090	Female jact&blazr,of oth txtl mtrl,oththn swimwear,of silk&ramie	625	4.486	32.870	250.321
6204410000	Dresses of wool/fine animal hairnot knitted/crocheted	3	81	3.305	9.609
6204420000	Dresses of cotton	56.524	195.929	274.336	1.269.873
6204430000	Dresses of synthetic fibres	21.000	76.452	146.962	541.677
6204440000	Dresses of artificial fibres	1.674	21.565	54.266	352.657
6204490010	Female dresses,of oth textl matrl,oththn swimwear,of silk	1.387	7.578	88.658	469.815
6204490090	Female dresses,of oth textl matrl,oththn swimwear,of silk&ramie	1.195	7.662	50.497	336.992
6204510000	Skirts & divided skirts of wool/fineanimal hair	0	277	0	12.425
6204520000	Skirts & divided skirts of cotton	34.662	147.259	154.142	690.659
6204530000	Skirts & divided skirts of syntheticfibres	12.046	37.486	40.452	243.207
6204590010	Feml skirt&dvde skrt, oth txtl mtrl,oththn swimwear,of silk	288	845	21.258	62.369
6204590090	Feml skirt&dvde skrt, oth txtl mtrl,oththn swimwear,of silk&ramie	7.357	21.138	54.804	295.989
6204610000	Women/girls' trousers,bib&brace overallbreeche,short of wool/fine animal hair	6	507	593	45.719
6204620000	Women/girls' trousers,bib&brace overallbreeches,shorts of cotton	507.003	1.668.777	1.344.701	4.703.792
6204630010	Women/girls' trousers,bib&brace overallbreeches,shorts of batik	627	670	1.859	5.562
6204630091	Women/girls' flyers coveralls	0	82	0	386
6204630099	Oth women/girls' flyers coveralls	65.552	158.639	199.819	698.601
6204690010	Trousr,bib&brace overll,breech&short,of oth txtl mtrl,of silk, for womens/gir	3.112	3.611	12.329	44.423
6204690020	Trousr,bib&brace overll,breech&short,of oth txtl mtrl,of ramie, for womens/gi	0	190	0	6.964
6204690090	Trousr,bib&brace overll,breech&short,of oth txtl mtrl,oth thn silk&rami, wmn	22.040	113.519	144.046	752.591
6205200000	Men/boys' shirts of cotton	73.886	235.278	610.998	2.631.045
6205300000	Men/boys' shirts of man-made fibres	6.286	29.777	41.447	141.292
6205900010	Male's shirts,of oth textl matrl,of silk	273	2.938	434	7.249
6205900020	Male's shirts,of oth textl matrl,of ramie	0	27	0	558
6205900090	Male's shirts,of oth textl matrl,oth thn silk&ramie	15.393	37.380	192.066	551.212

**I.3. IMPOR MENURUT KOMODITI / IMPORT BY HS COMMODITY**  
**\*\*\* JUNI / JUNE 2009 \*\*\***

H S	Uraian Komoditi Commodity Description	Berat Bersih / Net Weight (Kg)		Nilai / Value C.I.F (US\$)	
		Bulan ini Current Month	Kumulatif Cum.Jan. to date	Bulan ini Current Month	Kumulatif Cum.Jan. to date
6206100000	Women/girls' blouses, shirts & shirts-blouses of silk/silk waste	1.760	13.198	106.861	443.992
6206200000	Women/girls' blouses, shirts & shirts-blouses of wool/fine animal hair	4.097	18.225	53.400	272.495
6206300000	Women/girls' blouses, shirts & shirts-blouses of cotton	120.954	605.211	717.723	3.184.500
6206400000	Women/girls' blouses, shirts & shirts-blouses of man-made fibres	64.543	258.916	300.865	1.132.514
6206900010	Female's wear, of oth textl matrl, of silk	236	1.818	21.931	121.833
6206900020	Female's wear, of oth textl matrl, of ramie	0	5	0	483
6206900090	Female's wear, of oth textl matrl, oth thn silk&ramie	15.023	74.672	135.093	591.995
6207110000	Men/boys' underpants & briefs of cotton	60	2.290	3.227	36.255
6207190000	Men/boys' underpants & briefs of oth textile materials	1.938	2.150	7.678	11.536
6207210000	Men/boys' nightshirts & pyjamas of cotton	1.550	5.544	8.206	16.025
6207220000	Men/boys' nightshirts & pyjamas of man-made fibres	1.089	6.361	4.373	16.870
6207290090	Male night shirt&pyjam, f oth txtl mtrl, oth thn silk&ramie	0	228	0	2.798
6207910000	Oth male wear, of cotton	722	3.097	17.242	28.661
6207990000	Oth male wear, of oth textl matrl	9	103	4.005	5.809
6208110000	Women/girls' slips & petticoats of man-made fibres	0	2.493	0	32.103
6208190010	Female slip&petticoat, of oth textl matrl, of silk	0	4	0	645
6208190090	Female slip&petticoat, of oth textl matrl, oth thn silk&rami	145	1.384	1.329	27.254
6208210000	Women/girls' nightdresses & pyjamas of cotton	18.974	232.210	34.161	438.639
6208220000	Women/girls' nightdresses & pyjamas of man-made fibres	12.256	76.833	30.827	164.587
6208290090	Female nightdress&pyjam, of oth textl matrl, oth thn silk&rami	149	1.859	1.949	35.376
6208911000	Panties of cotton	869	3.772	14.838	21.077
6208919000	Women/girls' singlets of cotton	2.617	11.107	6.785	154.172
6208920000	Female wear of man-made fibres	5.707	33.607	24.836	126.642
6208999000	Female wear of oth textl matrl, oth thn wool/fine animal hair	2.288	2.946	10.866	30.485
6209202000	Babies' t-shirts, shirts, pyjamas, napkins (diapers), & similar articles of cotton	8.312	15.746	89.426	173.887
6209209010	Babie garmnt&cloth accessri, of cotton, oth wear, suit, pant&similr articl	155	2.634	617	53.623
6209209090	Babie garmnt&cloth accessri, of cotton, oth wear, oth thn suit, pant&similr articl	1.580	11.217	54.112	221.638
6209301000	Babies' suits, pants & similar articles of synthetic fibres	3.187	12.581	65.789	147.818
6209302000	Babies' t-shirts, shirts, pyjama, napkins & similar articles of synthetic fibres	868	1.667	31.619	44.321
6209303000	Babies clothing access of synthetic fibers	4.041	4.967	26.553	47.250
6209900000	Babies garment&clothing accessories, of oth textiles materials	67	5.159	645	59.424
6210101000	Garmnt, made up of fabr of head 5602or 5603, protective works garments	12.791	16.893	26.310	62.937
6210109000	Garmnt, made up of fabr of head 5602or 5603, oth thn protective work garmnt	876	1.047	3.276	11.278
6210201000	Oth garmnt of subhead 620111-620119, protective works garments	4.547	7.289	1.629	13.340
6210209000	Oth garmnt of subhead 620111-620119, oth thn protective work garmnt	7.807	23.197	17.813	45.488
6210301000	Oth garmnt of subhead 620211-620219, protective works garments	0	23	0	261
6210309000	Oth garmnt of subhead 620211-620219, oth thn protective work garmnt	555	2.239	7.430	40.195
6210400000	Oth male garmnt, made up of fabr of head 5602;5603;5903;5906;5907	1.374	11.633	10.978	97.834
6210500000	Oth female garmnt, made up of fabr of head 5602;5603;5903;5906;5907	946	2.093	22.438	53.070
6211110090	Men/boys' swimwear of oth than batik	967	6.862	20.560	198.217
6211120010	Women/girls' swimwear of batik	14	47	477	1.669
6211120090	Women/girls' swimwear of oth than batik	1.099	4.306	11.101	63.954
6211200000	Garments ski suits	0	1	0	1
6211320000	Men/boys' track suits of cotton	22.392	78.971	34.820	117.873
6211330000	Oth garments, mens/boys, of man-made fibres	1.023	3.200	11.739	53.124
6211390000	Oth garments, mens/boys, of oth textile materials	17	6.957	942	43.480
6211410000	Oth garments, women/girls' of wool or fine animal hair	0	12	0	115
6211420000	Oth garments, womens/girls, of cotton	1.418	16.907	27.695	150.252
6211431000	Women/girls' surgical gowns of man-made fibres	0	22	0	350
6211439000	Oth garmnt, males, of man-made fibres, oth than surgical gowns	11.258	87.079	34.237	181.021
6211490000	Oth garmnt, males, of oth textile materials	124	843	5.789	37.590
6212101000	Brassieres of cotton	13.207	82.289	52.174	739.903
6212109000	Brassieres of oth textile materials	337.756	1.236.860	1.201.196	4.418.424
6212201000	Girdles & panty-girdles of cotton	0	1.910	0	9.072
6212209000	Girdles & panty-girdles of oth textile materials	0	11.351	0	131.169
6212301000	Corselettes of cotton	0	483	0	7.589
6212309000	Corselettes of oth textile materials	0	451	0	24.142
6212901000	Suspenders, garters of cotton	17	6.728	430	103.574
6212909000	Suspenders, garters of oth textile materials	13.803	185.593	205.397	3.103.116
6213200010	Handkerchiefs, of cotton batik	0	22	0	739
6213200090	Handkerchiefs, of cotton oth than batik	178	47.390	428	127.145
6213900011	Handkerchiefs of oth textile materials, of silk, batik	0	1	0	24
6213900019	Handkerchiefs of oth textile materials, of silk, oth thn batik	0	2	0	440
6213900099	Handkerchiefs of oth textile materials, oth thn of silk&batik	0	2	0	61
6214100090	Shawls, scarves, mufflers, mantillas, veils not batik of silk/silk waste	49	3.063	5.644	115.702
6214200000	Shawl, scarf, muffler, mantilla, veils & the like, of wool/fine animal hair	6	3.194	688	20.683
6214300090	Shawls, scarves, mufflers, mantillas, veils not batik of synthetic fibres	40.827	49.390	82.084	116.903
6214400090	Shawls, scarves, mufflers, mantillas, veils not batik of artificial fibres	359	2.806	8.727	48.386
6214900010	Shawls, scarves, mufflers, mantillas, veils batik of textile materials	0	252	0	4.293
6214900090	Shawls, scarves, mufflers, mantillas, veils not batik of oth textile materials	23.110	26.017	50.266	143.601
6215100010	Ties, bow ties & cravats' batik of silk or silk waste	0	16	0	15
6215100090	Ties, bow ties & cravats' not batik of silk/silk waste	611	8.212	8.364	196.196
6215200010	Ties, bow ties & cravats' batik of man-made fibres	121	121	2.645	2.645

**I.3. IMPOR MENURUT KOMODITI / IMPORT BY HS COMMODITY**  
**\*\*\* JUNI / JUNE 2009 \*\*\***

H S	Uraian Komoditi Commodity Description	Berat Bersih / Net Weight (Kg)		Nilai / Value C.I.F (US\$)	
		Bulan ini Current Month	Kumulatif Cum.Jan. to date	Bulan ini Current Month	Kumulatif Cum.Jan. to date
6215200090	Ties, bow ties & cravats' not batik of man-made fibres	1.572	24.700	5.995	87.932
6215900010	Ties, bow ties & cravats of oth textiles materials, batik	0	6	0	2.362
6215900090	Ties, bow ties & cravats of oth textiles materials, oth thn batik	137	606	700	11.195
6216001000	Protective work gloves, mittens & mitts	2.530	16.507	15.198	95.966
6216009200	Oth gloves, mittens of cotton, oth than subheading 6216.00.10	0	8.902	0	43.855
6216009900	Oth gloves, mittens of oth textile materials	465	14.181	2.202	94.351
6217100000	Accessories of clothing access oth than of heading 62.12	39.267	236.361	403.542	2.469.954
6217900000	Parts of clothing access oth than of heading 62.12	37.377	320.948	645.502	5.915.663
6301100000	Electric blankets	50	447	1.398	8.269
6301200000	Blankets not electric and travelling rugs, of wool/fine animal hair	0	8	0	6
6301300000	Blankets not electric and travelling rugs, of cotton	23.129	35.619	37.889	117.597
6301400010	Blank (oth thn elctrc blankt)&travlng rug,of synthtc fibr,of nonwoven fabr	0	1.267	0	15.600
6301400090	Blank (oth thn elctrc blankt)&travlng rug,of synthtc fibr,oth nonwoven fabr	22.354	159.060	86.948	459.478
6301900010	Oth blankets&travelling rugs,of nonwoven fabrics	0	2.054	0	18.076
6301900090	Oth blankets&travelling rugs,oth thn nonwoven fabrics	1.076	3.619	7.258	31.583
6302100000	Bed linen, knitted/crochetd	79	1.612	533	11.566
6302210000	Bed linen, printed of cotton	2.406	17.395	29.204	247.933
6302229000	Bed linen, printed of man-made fibres of woven fabrics	8	119	187	2.181
6302290000	Bed linen, printed of oth textile materials	0	4	0	32
6302310000	Oth bed linen of cotton	27.879	64.120	32.739	348.161
6302321000	Oth bed linen of man-made fabrics of nonwoven fabrics	59	60	139	159
6302329000	Oth bed linen of man-made fabrics of woven fabrics	5.350	61.717	23.729	89.884
6302390000	Oth bed linen of oth textile materials	1	1.302	3	12.495
6302400000	Table linen, knitted/crochetd	18	152	56	276
6302510010	Oth table linen's batik of cotton	0	102	0	431
6302510090	Oth table linen's not batik of cotton	30	25.956	790	145.025
6302530090	Oth table linen,of man-made fibres oth than batik	580	2.226	2.346	4.622
6302590010	Oth table linen batik of oth textile materials	0	22	0	362
6302590090	Oth table linen not batik of oth txtl materials	0	852	0	3.712
6302600010	Toilet,kitchen linen,of terry towelling/similar terry fabrics batik, of cotton	0	29	0	528
6302600090	Toilet,kitchen linen,of terry towelling/similar terry, not batik, of cotton	102.476	683.137	177.688	1.085.294
6302910090	Oth bed linen not batik of cotton	110.740	893.985	318.305	1.636.597
6302930090	Oth linen, of man-made fibres,oth thn batik	80	7.173	99	30.754
6302990000	Oth linen, of oth textile materials	35.793	50.136	227.851	298.606
6303120000	Curtain, blinds, valances, knitted/crochetd of synthetic fibres	0	983	0	4.066
6303191000	Curtain,knitted/crochetd,of oth textiles materials,of cotton	0	153	0	1.021
6303199000	Curtain,knitted/crochetd,of oth textiles materials,oth thn cotton	9.091	46.264	31.075	163.465
6303920000	Curtain not knitted/crochetd of synthetic fibres	0	105.361	0	186.792
6303990000	Curtain not knitted/crochetd of oth textile materials	1.189	3.007	4.924	11.405
6304110000	Bedsprds, knitted/crochetd	0	4.861	0	19.064
6304191090	Oth furnshng artcl,bedsprd,of cotton,oth thn knitt/crochet,oth thn batik	8.715	52.470	69.135	432.010
6304199090	Oth furnshng artcl,bedsprd,oth thn cttnonwvn knitt/crochet,oth thn batik	4.403	5.140	24.044	29.822
6304911000	Oth furnshng artcl,oth thn bedsprd,kntt/crochetd, mosquito nets	0	453.024	0	2.945.104
6304919000	Oth furnshng artcl,oth thn bedsprd,kntt/crochetd, oth thn mosquito nets	0	3.389	0	24.078
6304920000	Oth furnshng artcl,oth thn bedsprd,notknitt/crochet,of cotton	0	5.291	0	48.138
6304930000	Oth furnshng artcl,oth thn bedsprd,notknitt/crochet,of synthtc fibres	6	35.234	156	57.074
6304990000	Oth furnshng artcl,oth thn bedsprd,notknitt/crochet,of oth txtl mtrl	0	7.122	0	26.530
6305101100	Sack&bag,oth bast fibr head 5303,new,of jute	1.812.193	4.636.832	1.284.736	4.080.615
6305101900	Sack&bag,oth bast fibr head 5303,new,oth thn jute	0	2.838	0	18.781
6305102100	Sack&bag,oth bast fibr head 5303,used,of jute	0	479.790	0	60.102
6305102900	Sack&bag,oth bast fibr head 5303,used,oth thn jute	410	682	2.870	4.159
6305200000	Sacks and bags, of cotton	1.990	29.606	26.095	283.599
6305321000	Flexible intermediate bulk containers of nonwovens	0	29	0	836
6305322000	Flexible intermediate bulk containers knitted/crochetd	0	1	0	1
6305329000	Flexible intermediate bulk containers not knitted/crochetd	19.715	47.661	29.889	86.183
6305331000	Sack,bag of polyethylene/polypropylenestrip knitted/crochetd	8.683	29.394	24.086	57.927
6305332000	Sacks, bags of woven fabrics of strip or the like	0	3.618	0	2.140
6305339000	Sack,bag of polyethylene/polypropylenestrip not knitted/crochetd	5.644	22.681	5.200	42.844
6305391000	Oth sacks, bags of nonwoven of polyethylene/polypropilene	0	5.124	0	25.214
6305392000	Oth sacks, bags of knitted/crochetd of polyethylene/polypropilene	0	288	0	11.205
6305399000	Oth sacks,bags of not knitted/crochetd of polyethylene/polypropilene	0	157	0	4.947
6305901000	Sacks and bags,of oth txtl matrl,of hemp of heading 53.05	635	635	5.919	5.919
6305909000	Oth sacks, bags	11.313	20.860	4.087	18.301
6306120000	Tarpaulins, awnings & sunblinds of synthetic fibres	71.631	248.614	66.187	339.852
6306191000	Tarpaulins, awnings & sunblinds of hemp of heading 53.04/coconut head. 53.05	0	140	0	140
6306199000	Tarpaulins, awnings & sunblinds of oth textile materials :	0	13.257	0	16.011
6306220000	Tents of synthetic fibres	19.774	25.039	34.778	47.771
6306299000	Tents of oth textiles materials oth than cotton	202	204	1.181	1.187
6306300000	Sails	0	743	0	6.314
6306401000	Pneumatic mattresses of cotton	0	22	0	17
6306409000	Pneumatic mattresses oth than cotton	35.237	50.792	115.801	174.868
6306910000	Oth camping goods of cotton	1	1	10	10
6306991000	Oth camping goods of oth textile materials, non wovens	20.000	20.000	33.250	33.250

**I.3. IMPOR MENURUT KOMODITI / IMPORT BY HS COMMODITY**  
**\*\*\* JUNI / JUNE 2009 \*\*\***

H S	Uraian Komoditi Commodity Description	Berat Bersih / Net Weight (Kg)		Nilai / Value C.I.F (US\$)	
		Bulan ini Current Month	Kumulatif Cum.Jan. to date	Bulan ini Current Month	Kumulatif Cum.Jan. to date
6306999000	Oth camping goods of oth textilematerials, wovens	0	686	0	11.650
6307101000	Floor-cloths,dish-cloths,dusters, cleaning cloths of nonwovens	862	17.704	5.899	208.902
6307102000	Floor-cloths,dish-cloths,dusters, cleaning cloths of felts	258	1.325	1.184	7.218
6307109000	Floor-cloths,dish-cloths,dusters, cleaning cloths of not felts, woven	63.331	187.142	202.582	780.666
6307200000	Life-jackets and life-belts	4.955	13.238	31.725	107.773
6307903000	Umbrella covers in pre-cut triangularform	16.374	47.560	126.549	509.643
6307906000	Life harnesses	8.839	14.506	59.087	120.952
6307909000	Oth made up articles	38.503	191.625	192.754	1.659.035
6308000000	Sets consisting of woven fabric&yarn	370	2.520	1.467	25.358
6309000000	Worn clothing & oth worn articles.	391	7.817	2.460	6.057
6310101000	Used/new rags, sorted	10	82	59	937
6310109000	Scrap twine, cordage, rope and cables worn out articles of those, sorted	15.000	47.953	515	4.488
6310901000	Used/new rags, unsorted	50	672	131	451
6310909000	Scrap twine, cordage, rope and cables worn out articles of those, unsorted	106	20.469	1.030	91.986
6401100000	Waterproof footwear incorp. protectivemetal toe-cap with outer soles, rubbers	17.877	51.597	65.141	195.438
6401920000	Waterproof footwear, covering the anklebut not cover the knee,with outer soles	30	8.145	286	25.799
6401990000	Oth waterproof footwear with outer soleplastic by stitching, riveting, nailing	167.546	482.814	245.279	760.062
6402120000	Ski-boots, cross-country ski footwear & snowboard boot with outer soles, rubber	0	1	0	1
6402190000	Sports footwear with outer soles, rubber or plastics	570.784	1.346.871	1.749.017	7.737.977
6402200000	Footwear with upper straps/thongs assembled to the sole by means of plugs	26	12.301	482	72.221
6402911000	Oth footwear covering the ankle, diving boots	243	546	5.981	7.871
6402919000	Oth footwear covering the ankle, oth than diving boots	65.973	108.401	202.033	439.542
6402990000	Footwear not covering the ankle withouter soles, rubbers, plastics	1.144.458	4.519.261	1.951.996	8.948.945
6403120000	Ski-boots, cross-country ski footwear & snowboard boot, outer soles, leathers	0	63	0	4.366
6403191000	Sports footwear fitted with studs, bar & the like, foot ball, running, golf shoes	431	6.709	10.570	191.435
6403199000	Sports footwear not fitted with studs, bar & the like	25.172	140.765	480.758	2.892.747
6403200000	Footwear, outer soles of leather, uppers of leather straps accros, instep big toe	24	1.083	162	23.594
6403400000	Footwear, incorp. a protective metal toecap base/platform of wood	26.848	91.432	207.681	687.737
6403510000	Oth footwear with outer sole of leather covering the ankle	0	304	0	16.199
6403590000	Oth footwear with outer sole of leather oth thn covering the ankle	86	22.493	5.049	265.948
6403910000	Oth footwear covering the ankle	258	10.441	8.954	100.273
6403990000	Oth footwear oth thn covering the ankle	66.845	220.554	439.824	2.647.647
6404111000	Footwear with outer sole f rubbr/plastcsprt footwr fitt w spik, cleat/the like	464	1.413	5.877	18.017
6404119000	Footwear with outer sole f rubbr/plastcsprt footwr fitt w/o spik, cleat/th like	215.561	466.130	936.272	3.554.218
6404190000	Sports footwear for oth purposed with outer incl. textile materials	185.060	599.252	585.148	3.812.881
6404200000	Footwear with outer soles of leather/composition leather	166	20.692	2.849	112.584
6405100000	Oth footwear, with uppers of leather/composition leather	3.293	39.486	54.211	903.391
6405200000	Oth footwear, with uppers of oth textilematerials	3.195	12.948	27.973	177.178
6405900000	Oth footwear	132.061	663.873	697.311	2.668.121
6406101000	Uppers & parts thereof, oth than stiffeners of metal	26.005	212.263	116.541	1.009.194
6406109000	Uppers & parts thereof, oth than stiffeners of oth than metal	118.420	596.419	633.524	3.180.348
6406200000	Parts of footwear with outer soles & heels, of rubber/plastics	867.373	4.131.534	2.555.070	15.362.911
6406910000	Parts of footwear of wood	173	6.891	2.031	65.943
6406991100	Oth part of footwear of oth materials of iron/steel	11.794	161.113	163.241	1.662.748
6406991200	Oth part of footwear of oth materials of copper	1.415	5.902	33.379	155.241
6406991900	Oth part of footwear of oth materials oth thn iron/steel, copper	17.825	43.256	96.650	126.162
6406992100	Oth part of footwear of oth materials of rubber/plastic in-soles	31.942	85.917	197.904	564.530
6406992900	Oth part of footwear of oth materials of rubber/plastic out-soles	43.195	105.720	102.402	547.677
6406999000	Oth parts of footwear	204.960	904.427	1.296.714	5.724.159
6501000000	Hat-forms, bodies, hood of felt, not block shape, not brims, plateaux, manchons	17	3.645	622	157.109
6502000000	Hat-shapes, plaited, by assembling strip of any material, no block shape, lined	90	90	1.393	1.393
6504000000	Hats, oth headgear/plaited, by assembling strips of any material, trimmed/not	774	9.275	5.246	39.098
6505100000	Hat&oth headgear, knitt/crochet, hair-nets	26.482	51.883	287.109	591.988
6505900000	Hat&oth headgear, knitt/crochet, oth than hair-nets	3.890	46.701	81.767	559.598
6506101000	Protective helmets for motorcyclists whether/not lined/trimmed	34.169	224.650	140.029	716.724
6506102000	Industrial safety helmets, oth than steel helmets whether/not lined	6.324	44.494	55.427	259.967
6506103000	Steel helmets	9	487	244	6.154
6506109000	Oth safety headgear	44.438	94.814	124.471	504.034
6506910000	Oth headgear of rubber/of plastics	24.266	78.867	55.083	174.934
6506991000	Nonwoven disposable headgear of oth materials	0	1	0	18
6506999000	Nonwoven oth than disposable headgear of oth materials	6.822	13.889	82.529	208.780
6507000000	Head-band, lining, cover, hat foundation, hat frame, peak & chin strap, for head-gear	36.753	122.698	98.661	620.733
6601100000	Garden/similar umbrellas	2.202	70.370	4.401	127.394
6601910000	Umbrellas having a telescopic shaft	70.383	176.965	79.314	201.430
6601990000	Umbrellas not having a telescopic shaft	52.692	673.690	99.156	784.104
6602000000	Walking-sticks, seat-sticks, whips, riding crops & the like.	5.727	10.293	14.342	66.889
6603200000	Umbrella frames, including frames mounted on shafts (sticks)	68.080	335.199	85.780	354.370
6603901000	Parts for articles of heading 66.01	12.881	63.421	14.509	59.221
6603902000	Parts for articles of heading 66.02	0	4.021	0	42.194
6701000000	Skin&oth part f bird w their feathr/down, feathr/down, feathr, part of feathrs	5.568	46.349	10.051	140.352
6702100000	Artificial flower, foliage, fruit, parts of plastics	75.850	191.069	152.043	458.744
6702900000	Artificial flower, foliage, fruit, parts of oth materials	44.774	168.985	130.487	414.725
6703000000	Human hair, dressed, thinned, bleached, othwise worked for wigs/the like	6.554	17.679	926.985	1.463.789

**I.3. IMPOR MENURUT KOMODITI / IMPORT BY HS COMMODITY**  
**\*\*\* JUNI / JUNE 2009 \*\*\***

HS	Uraian Komoditi Commodity Description	Berat Bersih / Net Weight (Kg)		Nilai / Value C.I.F (US\$)	
		Bulan ini Current Month	Kumulatif Cum.Jan. to date	Bulan ini Current Month	Kumulatif Cum.Jan. to date
6704110000	Complete wigs of synthetic materials	25.375	31.611	80.765	182.338
6704190000	False beards, eyebrows,eyelashes,switches of synthetic materials	1.128	17.843	25.306	133.555
6704200000	Wigs, false beards, eyebrows,eyelashes,of human hair	138	723	1.207	6.302
6704900000	Wigs, false beards, eyebrows,eyelashes,of oth materials	884	10.058	5.670	33.114
6801000000	Setts, curbstones & flagstones, ofnatura ls stone (except slate)	46.499	777.117	10.289	197.828
6802100000	Tiles, cubes,similar articles, square<7 cm, art. colored, chipping & powder	34	129	1.055	2.095
6802210000	Marble, travertine & alabaster, simplycut/sawn a flat/even surface	1.103.819	5.814.487	432.651	2.514.724
6802230010	Oth monumntl/buildng ston&artcl thereof,granite polished slabs	1.903.379	7.088.805	621.587	2.129.064
6802230090	Oth monumntl/buildng ston&artcl thereof,granite oth thn polished slabs	10.701	145.576	4.797	204.012
6802290000	Monumental/building stone, simplycut/sawn a flat/even surface	23.917	140.650	6.140	32.332
6802910000	Marble, travertine & alabaster, futherworked	247.457	785.275	90.857	303.644
6802920000	Calcareous stone, further worked	0	898	0	2.784
6802930000	Granite further worked	395.395	1.267.309	115.313	347.847
6802990000	Monumental/building stone, furtherworked	3.070	97.644	10.766	120.700
6803000010	Slate(work&article/of agglomerat)slabs/roofing slates	23.562	23.656	28.581	29.334
6803000090	Slate(work&article/of agglomerat)oth thn slabs/roofing slates	1	121.936	12	38.160
6804100000	Millstones & grindstones for milling,grinding/pulping	347.482	2.378.787	568.232	3.237.336
6804210000	Millstones, grindstones, grinding ofagglomerated synthetic/natural diamond	103.117	460.842	203.850	965.301
6804220000	Oth millstone,grindstone,grinding wheel&the like of oth agglomerat abrasv/ceramic	343.258	2.442.936	775.782	4.661.034
6804230000	Oth millstone,grindstone,grinding wheel&the like of natural stone	176.060	742.554	181.707	793.466
6804300000	Hand sharpening/polishing stones	372.165	2.097.987	225.671	1.743.606
6805100000	Natural, art. abrasive powder,grainon a base of woven textile fabric only	33.853	275.830	92.181	1.001.481
6805201000	Polishing discs on base of paper/paperboard only	14.639	44.929	61.030	232.936
6805209000	Oth natural abrasive on base of paperor paperboard only	151.622	870.922	361.012	1.799.124
6805300010	Abrasiv powder/grain,natural/artificial,base of oth materl,polishing discs	6.571	102.454	54.240	362.444
6805300090	Abrasiv powder/grain,natural/artificial,base of oth materl,oth thn polish disc	59.600	308.961	175.267	1.069.584
6806100000	Slag wool, rock wool & similar mineralwools, in bulk, sheets/rolls	606.647	3.137.057	616.132	3.390.318
6806200000	Exfoliated vermiculite, expanded clays,foamed slag,similar exp.mineral mtrials	89.563	110.895	57.837	118.228
6806900000	Insulating, sound-insulating/sound-absorbing mineral materials	203.295	1.124.079	334.911	2.186.300
6807100000	Articles of asphalt/of similarmaterial in rolls	183.238	2.189.074	132.146	1.276.219
6807900000	Oth articles asphalt/similar material	338.137	1.545.043	264.797	1.058.610
6808000000	Panels, boards, tiles, & similar art.of vegetable fibre, agg with cement etc	42.924	738.023	45.924	785.712
6809110000	Boards, sheets faced, reinforced withpaper/board only	314.502	3.872.376	63.082	679.091
6809190000	Board, sheet not faced, reinforced withpaper/board only	999.761	6.810.074	456.503	1.561.797
6809909000	Articles of plaster/of compositionsbased on plaster oth than dental moulds	4.405	55.959	21.468	28.921
6810110000	Tile,flagstone,brickssimilar articlebuilding blocks & bricks	27.909	433.234	14.270	221.994
6810190000	Tile,flagstone,brickssimilar articleoth thn building block&brick	76.996	230.036	97.186	461.443
6810910010	Prefabrcat structrl componnt for build/civil engineering concrete building pile	10.000	10.000	3.633	3.633
6810910090	Prefabrcat structrl componnt for build/civil engineer oth thn conctr build pile	0	67.259	0	81.636
6810990090	Oth prefabricated structural component	6.322	1.790.090	11.632	415.352
6811400000	Article of cemnt,cellulosefibr/the likecontaining asbestos	471.889	1.286.134	103.952	322.953
6811810000	Article of cemnt,cellulosefibr/the likenot containing asbestos corrugated sheet	0	3	0	12
6811820000	Article of cemnt,cellulosefibr/the likeoth sheet,panel,tile&similar article	78.838	1.575.388	547.192	1.720.915
6811830000	Article of cemnt,cellulosefibr/the liketubes, pipes and tubes/pipe fittings	98.742	174.704	109.267	152.362
6811890000	Oth article of cement,cellulosefiber/the like	191	28.647	3.479	122.505
6812801000	Cloth&accessori,paper,millboard&felt,fabricated crocidolite fibres	261	7.921	2.485	31.344
6812809000	Oth thn cloth&accessori,millboard&felt,paper,fabricated crocidolite fibres	49.880	245.041	235.772	1.016.440
6812910000	Oth fabricat asbestos fibres;mix with aasbestos,cloth&accessr,footwear&headgear	495	1.988	2.733	24.243
6812920000	Oth fabricat asbestos fibres;mix with aasbestos,paper,millboard&felt	23.509	56.891	56.791	252.884
6812930000	Oth fabricat asbestos fibres;mix with aasbstos,compres fbrs joint,in sheet/roll	3.628	116.671	16.965	267.322
6812991000	Oth fabricat asbestos fibres;mix with aasbests,cloth&accessori,paper,millboard	39	1.070	165	11.714
6812999000	Oth fabricat asbestos fibres;mix with aasbestos,oth woven/knitted fabrics	68.808	303.219	119.246	360.129
6813200000	Friction material and articles thereofcontaining asbestos	20.728	73.228	104.150	578.309
6813810000	Friction material&article thereof notcontaining asbestos brake lining&pad	87.885	381.957	901.028	3.320.898
6813890000	Friction material&article thereof notcontaining asbests oth brake lining&pad	56.446	370.742	628.388	3.897.356
6814100010	Worked mica & articles of mica, agglomerated,sheets,strips, simply cut to shape	9.137	45.783	36.798	123.602
6814100090	Oth worked mica & articles of mica,agglomerated, reconstituted	812	21.741	2.651	118.406
6814900010	Worked mica & articles of mica, in rolls& pieces, simply cut to shape	596	5.986	4.451	75.879
6814900090	Oths worked mica & articles of mica	1.940	6.862	6.037	50.620
6815101000	Yarn/thread non-electrical articlesgraphite/carbon	21	3.771	433	41.134
6815102000	Bricks, paving slabs, floor tiles, etcnon electrical articles graphite/carbon	618.175	1.429.842	314.124	695.311
6815109000	Oth non electrical articles graphiteor carbon	3.422	51.396	41.958	261.158
6815200000	Articles of peat	0	2.413	0	2.212
6815910000	Articles of stone, contents magnesite,dolomite/chromite	4.927	285.804	1.878	65.960
6815990000	Oth articles of stone,oth thn contentmagnesite,dolomite/chromite	914	9.049	4.358	31.599
6901000000	Bricks,blocks,tiles & oth ceramic goods of siliceous fossil meals/of similar	7.643	53.413	6.352	90.774
6902100000	Goods of siliceous cont by weight,singly/together mg,ca,cr > 50%	323.722	5.431.778	137.832	5.631.424
6902200000	Goods of siliceous cont by weight,singly/together alumina,silica > 50%	2.448.475	10.409.263	3.453.155	12.475.750
6902900000	Goods of siliceous cont by weight, ofoth metals compound	1.533.953	13.093.595	2.745.709	25.384.874
6903100000	Oth refractory ceramic goods cont byweight, graphite/carbon > 50 %	248	49.384	3.278	223.304
6903200000	Oth refractory ceramic goods cont byweight, alumina/silica > 50%	75.261	478.205	242.467	1.947.131
6903900000	Oth refractory ceramic goods cont byweight, oth metal compound > 50%	453.052	1.395.688	943.253	4.304.637
6904100000	Ceramics building bricks	19.155	89.538	7.561	35.238



I.3. IMPOR MENURUT KOMODITI / IMPORT BY HS COMMODITY

\*\*\* JUNI / JUNE 2009 \*\*\*

HS	Uraian Komoditi Commodity Description	Berat Bersih / Net Weight (Kg)		Nilai / Value C.I.F (US\$)	
		Bulan ini Current Month	Kumulatif Cum.Jan. to date	Bulan ini Current Month	Kumulatif Cum.Jan. to date
6904900000	Flooring blocks, support/filler tiles& the like	0	36.508	0	90.521
6905100000	Roofing tiles of ceramic	140	155.945	132	97.783
6905901000	Lining bricks for ball millslining bricks for ball mills	0	68.059	0	73.814
6905909000	Chimney-pots,cowls,chimney liners, architectural ornaments & oth ceramic const	0	22.964	0	25.199
6906000000	Ceramic pipes, conduits, guttering,pipefittings.	7	13.491	129	152.737
6907100000	Tile,cube&similar article,whether/not rectangular,circle <7cm	1.227	92.026	31.984	71.596
6907900000	Oth thn tile,cube&similar article,whether/not rectangular,circle<7cm	6.421.935	29.894.103	1.685.721	7.654.097
6908100000	Oth thn tile,cube&similar article,whether/not rectangular,circle>=7cm	0	154.322	0	123.193
6908901000	Oth thn tile,cube&similar articl,whethr/not rectangular,circle>=7cm,plain tile	164.620	1.950.949	44.310	501.310
6908909000	Oth tiles	3.054.115	13.346.970	839.863	3.683.131
6909100000	Ceramic wares for laboratory, chemicalor oth technical of porcelain/china	119.143	330.145	141.860	484.631
6909120000	Ceramic wares having a hardness >= 9the mohs scale	318.806	1.248.107	320.810	1.536.601
6909190000	Oth ceramic wares for laboratory,chemical/oth technical uses	14.537	219.032	22.645	618.605
6909900000	Ceramic trough,tub,used in agricultureceramic pots, jars for packing of goods	8.198	38.187	13.713	193.443
6910100000	Ceramic sinks, wash basins, wash basinof porcelain/china	676.245	2.900.559	650.524	2.761.532
6910900000	Ceramic sinks, wash basins, wash basinof oth than porcelain/china	168.842	1.105.937	151.681	942.281
6911100000	Tableware & kitchenware of porcelain/china	1.741.557	9.542.713	837.792	3.835.170
6911900000	Oth household, toilet articles ofporcelain/china	2.927	26.732	13.450	72.384
6912000000	Tableware & kitchenware, oth householdtoilet art, oth than porcelain/china	45.101	249.843	58.409	361.897
6913100000	Statuettes & oth ornamental ceramic art.of porcelain/china	69.756	446.655	59.010	311.374
6913900000	Statuettes & oth ornamental ceramic art.of oth than porcelain/china	18.087	47.823	9.837	71.354
6914100000	Oth ceramic articles of porcelain/china	155.686	193.133	138.367	182.313
6914900000	Oth ceramic articles of oth thanporcelain/china	44.421	108.573	20.387	89.716
7001000000	Cullet & oth waste & scrap of glass;glass in the mass.	3.009.420	12.405.561	168.586	933.551
7002100000	Glass in balls	219	281.179	1.175	98.086
7002200000	Glass in rods	39	1.746	117	11.942
7002311000	Fused quartz/oth fused silica forvacuum tubes	1.028	2.656	1.688	231.285
7002319010	Fused quartz/oth fused silica forenamel glass	130	3.652	6.679	11.860
7002319090	Glass in ball,tube of fused quartz/othfuse silica,oth thn boro silict glas tube	37.102	95.132	216.338	449.735
7002321000	Glass having a linear coefficient 0-300celcius for vacuum tubes	0	769	0	98.898
7002329010	Glass having a linear coefficient 0-300celcius for venamel glass	242.695	2.311.849	466.276	4.552.457
7002329090	Glass having a linear coefficient 0-300celc oth thn vacuum/boro silict glas tube	0	34.180	0	190.536
7002391000	Oth transparent neutral glass forvacuum tubes	3.088	12.605	17.600	77.766
7002399010	Oth transparent neutral glass for enamelglass	3	3	12	12
7002399090	Oth glass having linear coeff. 0-300coth thn vacuum&boro silict glas tube	4.154	13.575	7.380	86.560
7003121000	Optical colored glass, not opticallyworked	10.790	61.392	89.208	643.974
7003122000	Non wired sheets,in squares/rectangularshape incl.1,2,3,4 corners cut, colored	31.999	1.104.380	16.705	221.257
7003129000	Oth non-wired sheets colored glass	331.052	665.299	488.224	641.197
7003199000	Oth non-wired sheets not colored glassor profiles	550.092	1.794.701	140.989	525.635
7003200000	Cast glass and rolled glass,wired sheets	0	30.563	0	40.448
7003300000	Cast glass and rolled glass,profiles	34.658	35.208	87.193	89.008
7004209000	Optical drawn, blown glass, opticallyworked,flushed,opacified, absorbent	140.936	483.437	120.622	365.738
7004909000	Oth optical drawn,blown glass,opticallyworked,flushed,opacified, absorbent	728.277	2.033.008	150.537	616.459
7005101000	Optical float glass,not optically worked,flushed,opacified, absorbent	265	282	157	361
7005109000	Float glass in sheet, optically workedflushed, opacified, absorbent	902.458	2.283.974	262.877	983.145
7005211000	Oth non-wired glass, colored, opacifiedoptical glass, not optically worked	0	149.767	0	80.322
7005219000	Oth non-wired glass, colored, opticallyworked, flashed, opacified	2.282.780	3.077.826	676.321	1.038.279
7005299000	Oth non-wired glass, not colored,optically worked	839.121	1.364.974	223.051	426.221
7006001000	Optical glass, not optically workedfor glass of heading 70,03,70.04,70.05	1.918	13.075	6.779	43.727
7006009000	Optical glass, optically worked forglass of heading 70,03,70.04,70.05	42.486	696.370	38.397	634.019
7007111000	Toughened (tempered) safety glasssuitable for vehicles of chapter 87	34.938	223.426	155.381	1.025.518
7007112000	Toughened (tempered) safety glass suitable for aircraft,spacecraft of chap 88	0	4	0	20
7007113000	Toughened (tempered) safety glass suitable for railway/tramway, chapter 86	0	76	0	1.372
7007114000	Toughened (tempered) safety glass suitable for ships,boats,floating chapter 89	145	845	1.239	3.242
7007191000	Toughened (tempered) safety glass suitable for earth moving machinery	7	5.193	446	24.931
7007199000	Toughened (tempered) safety glass suitable for oth machinery	62.547	213.827	143.984	1.031.059
7007211000	Laminated safety glass suitable forvehicles of chapter 87	20.192	86.887	76.042	596.719
7007212000	Laminated safety glass suitable foraircraft/spacecraft of chapter 88	0	3	0	160
7007213000	Laminated safety glass suitable for railway/tramway locomotives, chapter 86	3	3	15	15
7007214000	Laminated safety glass suitable forships,boats,floating struct, chapter 88	0	17	0	151
7007291000	Laminated safety glass suitable forearth moving machinery	21	222	689	6.276
7007299000	Laminated safety glass suitable foroth machinery	22.264	62.945	44.023	212.856
7008000000	Multiple-walled insulating units ofglass.	754	131.551	2.240	69.530
7009100000	Rear-view mirrors for vehicles	92.484	512.429	877.848	4.439.338
7009910000	Glass mirros, unframed	111.773	293.387	69.353	866.894
7009920000	Glass mirros, framed	73.333	303.321	173.141	696.348
7010100000	Ampoules of glass	16.812	289.991	119.727	1.174.665
7010200000	Stoppers, lids & oth closures of glass	8.762	102.790	9.248	193.990
7010901000	Carboys, demijohns & bottles for injectables of a capacity > 1 ltr, of glass	298	32.378	214	24.609
7010902000	Bottles & vials for antibiotics, serums& oth injectables of capacity < 1 ltr	172.995	652.151	117.608	904.126
7010903000	Oth bottles for intravenous fluids ofglass	22.106	192.996	33.132	346.337
7010909000	Flask, jars, pots, phials, oth containerof glass	3.980.794	33.254.162	2.397.514	17.633.514
7011101000	Stem for electric lighting	115.116	159.862	94.423	402.540

**I.3. IMPOR MENURUT KOMODITI / IMPORT BY HS COMMODITY**  
**\*\*\* JUNI / JUNE 2009 \*\*\***

H S	Uraian Komoditi Commodity Description	Berat Bersih / Net Weight (Kg)		Nilai / Value C.I.F (US\$)	
		Bulan ini Current Month	Kumulatif Cum.Jan. to date	Bulan ini Current Month	Kumulatif Cum.Jan. to date
7011109000	Glass envelops for electric lighting other than stem	317.576	2.041.072	236.695	1.891.828
7011201000	Television tubes, cathode-ray tubes	0	10.210	0	12.342
7011209000	Cathode-ray tubes, other than television	40	278	101	3.996
7011900000	Other glass envelopes, bulbs, tubes, open & glass parts thereof, without fitting	516	133.677	1.001	156.377
7013100000	Glassware of a kind used for table, kitchen, toilet, office of glass-ceramic	69.124	592.587	157.306	1.002.687
7013220000	Stemware drinking glasses, of lead crystal	0	202	0	38.453
7013280000	Stemware drinking glasses, neither glass-ceramics nor lead crystal	473.664	1.266.824	587.226	1.573.105
7013330000	Other drinking glasses, of lead crystal	6	12.920	108	14.083
7013370000	Other drinking glasses, neither glass-ceramics nor lead crystal	44.432	307.559	79.301	777.222
7013410000	Glassware for table (not drinking glass) kitchen purposes, of lead crystal	0	5.783	0	8.425
7013420000	Glassware for table (not drinking glass) kitchen, linear coefficient < 5x10 <sup>-6</sup> /Kelvin, 0-3000C	124	1.621	243	2.187
7013490000	Other glassware for table (not drinking glass) kitchen purposes, not ceramics	184.154	473.328	257.232	762.154
7013910000	Other glassware of lead crystal	1.492	8.908	3.917	36.022
7013990000	Other glassware	601.479	1.626.425	790.347	2.173.901
7014001000	Signalling glassware & optical element for motor vehicles	64	3.982	1.205	8.640
7014009010	Lighthouse lamp, ship/locomotive/railway lantern, aircraft, beacons aerodromes	14	5.848	674	4.718
7014009090	Other signalling glassware & optical elements of glass, not optically worked	7.292	18.883	32.134	85.389
7015100000	Glasses for corrective spectacles	32.043	170.993	372.734	2.504.155
7015901000	Clock or watch glasses	908	1.951	17.431	65.972
7015909000	Glasses for non-corrective spectacles; hollow glass spheres & their segments	1.216	20.720	3.240	70.957
7016100000	Glass cubes & other glass smallwares, for mosaics or decorative purposes	40.548	132.093	100.529	182.662
7016900000	Other articles of moulded glass; leaded lights; multicellular & similar forms	252.697	918.992	176.454	1.098.769
7017101000	Quartz reactor tubes and holders, for production of semiconductor	0	379	0	4.687
7017109000	Other laboratory or pharmaceutical of fused quartz or other fused silica	14.337	79.381	162.005	948.124
7017200000	Laboratory, hygienic/pharmaceutical with coefficient < 5x10 <sup>-6</sup> /kelvin, 0 - 3000 C	4.274	14.567	14.768	159.050
7017900000	Laboratory, hygienic/pharmaceutical glassware, fused quartz/other fused silica	14.685	56.421	103.811	454.198
7018100000	Glass beads, imitation pearls, imitation precious & glass smallwares	523.958	1.524.130	497.488	1.640.058
7018200000	Glass microspheres <= 1mm in diameter	122	64.341	348	29.591
7018900000	Glass eyes, not prismatic articles, ornaments of lamp-worked glass, not imitation jewellery	4.532	120.747	29.484	428.944
7019110000	Chopped strands, of a length <= 50 mm	42.599	194.287	57.532	297.871
7019120000	Rovings of glass fibres	179.538	976.084	108.572	712.595
7019191000	Yarn of glass fibres	1.310	30.395	6.170	34.827
7019199000	Sliver & chopped strand of glass fibers	90.973	578.539	360.181	1.974.434
7019310000	Mats of glass fibres	412.768	2.421.996	487.044	2.868.761
7019320000	Thin sheets (voiles) of glass fibres	21.650	165.895	33.459	453.224
7019391000	Asphalt/coal-tar impregnated glass-fibre outerwrap for pipelines	1.814	70.302	20.348	156.006
7019399000	Mattresses, boards and similar nonwoven products of glass fibres	97.138	625.169	156.725	1.177.075
7019400000	Woven fabrics of glass fibres rovings	174.044	847.570	164.690	780.128
7019510000	Other woven fabric, of a width <= 30 cm	133	1.029	2.471	19.076
7019520000	Other woven fabric, of a width > 30 cm plain weave, of single yarn	316	1.920	5.492	32.913
7019590000	Other woven fabric, of a width > 30 cm	2.380	51.516	27.089	202.111
7019903000	Escape chutes of glass fibres	136	248	737	3.192
7019909000	Other articles of glass fibres	294.050	1.501.302	310.245	2.219.041
7020001100	Glass moulds for the manufacture of acrylic goods	143	418	699	3.718
7020001900	Glass moulds for other purposes	1.430	8.526	13.459	123.317
7020002000	Quartz reactor tubes & holders designed for production of semiconductor wafers	12	4.632	638	57.833
7020009000	Other articles of glass.	237.976	605.826	362.295	1.001.843
7101100000	Natural pearls	38	1.822	30.369	43.679
7101210000	Cultured pearls, unworked	0	66	0	1.494
7101220000	Cultured pearls, worked	0	4	0	886
7102290000	Diamonds, worked, not mounted or set, industrial	0	78	0	4.056
7103100000	Precious stones, unworked or simply sawn or roughly shaped	0	61	0	1.011
7103990000	Other precious stones, worked	0	1	0	1.718
7104102000	Piezo-electric quartz, worked	0	2	0	1.338
7104900000	Other synthetic precious stones, worked	18	3.162	20.787	259.185
7105100000	Dust and powder of diamonds	118	274	21.438	40.375
7105900000	Dust & powder of other natural or synthetic precious/semi precious stones	10	466	1.326	5.486
7106100000	Silver powder	1	6	368	12.758
7106910000	Silver, unwrought	1.040	7.714	336.687	2.571.916
7106920000	Silver, semi-manufactured	1.098	2.230	58.540	4.745.064
7107000000	Base metals clad with silver, not further worked than semi-manufactured.	142	144	61.870	62.002
7108110000	Gold powder	4	4.056	37.835	329.793
7108121000	Gold in lumps, ingots or cast bars	3.198	10.638	300.473	2.174.914
7108129000	Gold in other unwrought forms :	215	33.006	172.033	2.993.429
7108130000	Gold, non-monetary, other semi-manufactured form	231	5.607	1.136.485	4.292.421
7109000000	Base metals/silver, clad with gold not further worked than semi-manufactured	0	208	0	432
7110111000	Platinum, in lumps, ingots, cast bars, powder or sponge	25	218	24	5.016
7110119000	Platinum in other form, unwrought	0	92	0	1.345
7110190000	Platinum, wrought	37	87	918	3.722
7110212000	Palladium in lumps, ingots, cast bars, powder or sponge	10	155	789	2.967
7110290000	Palladium, wrought	0	6	0	3
7110390000	Rhodium, wrought	0	1	0	218
7110411000	Iridium, osmium & ruthenium in lumps, ingots, cast bars, powder or sponge	0	57	0	945

**I.3. IMPOR MENURUT KOMODITI / IMPORT BY HS COMMODITY**  
**\*\*\* JUNI / JUNE 2009 \*\*\***

H S	Uraian Komoditi Commodity Description	Berat Bersih / Net Weight (Kg)		Nilai / Value C.I.F (US\$)	
		Bulan ini Current Month	Kumulatif Cum.Jan. to date	Bulan ini Current Month	Kumulatif Cum.Jan. to date
7110490000	Iridium, osmium & ruthenium, wrought	0	1.552	0	48.614
7112300000	Ash containing precious metal or precious metal compounds	0	61	0	798
7113111000	Parts of jewellery of silver	796	54.818	554.358	3.733.808
7113119000	Jewellery of silver	15	4.466	2.059	27.222
7113191000	Parts of jewellery of other precious metal	0	4	0	8.699
7113199000	Jewellery of other precious metal	0	15.483	0	1.961.205
7113201000	Parts of jewellery of base metal, clad with precious metal	0	33	0	9.797
7113209000	Jewellery of base metal, clad with precious metal	5	3.147	17.124	25.515
7114110000	Articles of silversmiths wares of silver, whether or not plated or clad	199	263	280	3.311
7114200000	Articles of goldsmiths wares of base metals, clad with precious metal	0	1	0	37
7115100000	Catalysts of platinum, in the form of wire cloth or grill	110	213	2.600	7.140
7115901000	Other articles of gold or silver	0	1	0	4.094
7115909000	Other articles of precious metal or of metal clad with precious metal	0	101.966	0	232.327
7116100000	Articles of natural/cultured pearls	0	13	0	136
7116200000	Articles of precious/semi-precious stones (natural/synthetic/reconstructed)	0	1.377	0	242.589
7117111000	Parts cuff-links and studs, of base metal, whether or not plated	158	376	2.034	14.035
7117119000	Cuff-links and studs of base metal whether/not plated with precious metal	383	20.569	3.149	84.635
7117191000	Bangles of base metal, whether or not plated with precious metal	5.536	37.310	20.326	178.744
7117192000	Parts of other imitation jewellery of base metal, whether or not plated	1.118	3.778	2.243	4.390
7117199000	Other imitation jewellery of base metal whether or not plated	81.287	378.842	733.720	2.739.146
7117901000	Bangles	5.124	33.708	9.881	64.961
7117902000	Other imitation jewellery	196.573	891.223	313.345	1.798.585
7117909000	Parts of imitation jewellery	16.165	44.418	30.942	214.622
7118101000	Silver coin, not being legal tender	66	66	1.790	1.790
7118109000	Other coin (not gold coin), not being legal tender	628	877	715	2.991
7118902000	Silver coin, being legal tender	0	385	0	159
7118909000	Other coin (other than gold/silver coin)	0	306	0	448
7201100000	Non-alloy pig iron, cont. by weight 0.5% or less of phosphorus	6.085.439	7.950.240	1.905.067	3.052.591
7201200000	Non-alloy pig iron, cont. by weight more than 0.5% of phosphorus	0	153	0	3.120
7201500000	Alloy pig iron; spiegeleisen	0	395	0	1.146
7202100000	Ferro-manganese, cont. by weight more than 2% of carbon	284.000	5.796.123	280.220	3.228.207
7202190000	Ferro-manganese, cont. by weight <= than 2% of carbon	255.214	655.283	668.042	2.083.428
7202210000	Ferro-silicon, cont. by weight more than 55% of silicon	801.565	3.268.736	864.638	3.830.277
7202290000	Ferro-silicon, cont. by weight <= than 55% of silicon	252.104	495.133	403.612	999.574
7202300000	Ferro-silico-manganese	968.718	7.520.642	1.181.527	8.465.183
7202410000	Ferro-chromium, cont. by weight more than 4% of carbon	45.000	114.736	53.442	189.254
7202490000	Ferro-chromium, cont. by weight <= than 4% of carbon	11.609	64.268	25.373	193.431
7202500000	Ferro-silico-chromium	0	40.000	0	80.800
7202700000	Ferro-molybdenum	29.107	94.860	250.132	1.244.526
7202800000	Ferro-tungsten & ferro-silico-tungsten	0	2.509	0	2.400
7202910000	Ferro-titanium and ferro-silico-titanium	8.092	51.750	29.190	229.019
7202920000	Ferro-vanadium	1.400	15.392	28.006	283.512
7202930000	Ferro-niobium	20.000	28.289	586.744	614.577
7202990000	Other ferro-alloys	117.595	658.727	242.961	1.497.431
7203100000	Ferrous products obtained by direct reduction of iron ore	0	36.830.332	0	13.949.664
7203900000	Other ferrous products	1	8.967	8	19.893
7204100000	Waste and scrap of cast iron	5.408.596	15.931.570	1.598.481	4.828.605
7204210000	Waste and scrap of stainless steel	21.946	44.926	7.023	33.028
7204290000	Waste and scrap of other alloy steel	40.369.227	66.685.104	10.250.352	17.455.047
7204300000	Waste & scrap of tinned iron or steel	851.554	2.054.600	247.682	660.431
7204410000	Turnings, shavings, chips, milling waste, sawdust, filings, trimmings & stampings	2.193.951	3.062.017	521.689	785.314
7204490000	Other ferrous waste and scrap :	66.250.754	240.318.854	16.679.610	60.263.926
7204500000	Remelting scrap ingots	0	5.323	0	56.570
7205100000	Granules of pig iron, spiegeleisen, iron or steel	545.735	2.278.343	577.028	2.461.652
7205210000	Powder of alloy steel	139.647	569.763	312.654	1.379.964
7205290000	Powder of pig iron, spiegeleisen, iron or steel (other than alloy steel)	290.572	1.620.317	393.846	2.256.273
7206101000	Iron and non-alloy in ingots containing by weight > 0.6% of carbon	0	21	0	1.999
7206109000	Iron and non-alloy in ingots containing by weight <= 0.6% of carbon	33.159	33.590	33.910	42.677
7206900000	Iron and non-alloy in primary form other than ingots	244.342	1.236.988	1.535.069	4.682.219
7207110000	Semi-finished iron/non-alloy, cont. < 0,25% carbon, rectangular, square	99.173.429	259.479.859	37.380.375	97.916.600
7207121000	Slabs of iron/non alloy, cont. < 0,25% of carbon, other than square	101.269.166	327.277.316	38.687.018	136.764.744
7207129000	Other semi-finished iron/non-alloy, cont. < 0,25% carbon, rectangular, not square	32.559.990	40.012.948	13.349.822	18.164.076
7207190000	Other semi-finished iron/non-alloy, cont. < 0,25% of carbon	32.928	2.178.386	124.899	1.373.804
7207201100	Slabs of iron/non alloy, cont. by weight > 0.6% of carbon	5.774	11.579	2.754	9.821
7207201900	Other semi-finished iron/non-alloy, cont. by weight > 0,6% of carbon	303.580	481.187	134.408	285.609
7207209100	Slabs of iron/non alloy, cont. by weight 0,25% <= carbon <= 0.6%	26.880	376.160	21.050	294.531
7207209900	Other semi-finished iron/non-alloy, cont. by weight 0,25% <= carbon <= 0,6%	793.497	9.157.869	708.310	8.470.528
7208100000	Flat-rolled iron/nas, HRC, relief width > 600 mm	7.646.007	20.284.906	3.779.878	10.957.493
7208251000	Flat-rolled iron/nas, HRC, pickled, width > 600 mm, thick >= 4.75 mm for re-rolling	0	14.167.431	0	7.306.906
7208259000	Flat-rolled iron/nas, HRC, pickled, width > 600 mm, thick >= 4.75 mm, not re-rolling	1.410.597	9.869.792	1.853.632	12.352.404
7208260000	Flat-rolled iron/nas, HRC, pickled, width > 600 mm, thick > 3 mm or but thick < 4,75 mm	4.325.658	19.147.263	3.323.624	17.265.072
7208270000	Flat-rolled iron/nas, HRC, pickled, width > 600 mm, of a thickness of less than 3 mm	5.956.073	42.467.880	4.898.028	37.188.507
7208360000	Flat-rolled iron/nas, HRC, width > 600 mm, thick > 10 mm	0	12.769.342	0	14.077.598

**I.3. IMPOR MENURUT KOMODITI / IMPORT BY HS COMMODITY**  
**\*\*\* JUNI / JUNE 2009 \*\*\***

HS	Uraian Komoditi Commodity Description	Berat Bersih / Net Weight (Kg)		Nilai / Value C.I.F (US\$)	
		Bulan ini Current Month	Kumulatif Cum.Jan. to date	Bulan ini Current Month	Kumulatif Cum.Jan. to date
7208370000	flat-rolled iron/nas, HRC,width >600 mm, of a 4,75< thick< 10mm	1.498.704	19.432.316	1.333.992	13.511.318
7208380000	flat-rolled iron/nas, HRC,width >600 mm, of a 3< thick< 4,75 mm	405.786	15.290.653	388.316	8.818.957
7208390000	Flat-rolled iron/nas, HRC,width >600 mm, thick< 3 mm	347.552	90.890.629	512.790	48.384.102
7208400000	Flat-rolled iron/nas, HRnCreliief	22.941	93.745	32.740	248.991
7208510000	Flat-rolled iron/nas, HRnC,width>600 mm, of a thickness > 10 mm	7.813.476	48.921.584	5.240.841	51.700.170
7208520000	Flat-rolled iron/nas, HRnC,width>600 mm, 4,75 < thickness < 10 mm	5.951.986	32.916.992	5.500.748	26.258.962
7208530000	Flat-rolled iron/nas, HRnC,width>600 mm, 3 < thickness < 4,75 mm	51.446	849.007	215.528	768.404
7208540000	Flat-rolled iron/nas, HRnC,width>600 mm, thickness < 3 mm	42.208	2.144.159	28.610	1.512.369
7208900000	Other Flat-rolled iron/nas	2.737.227	9.813.429	3.578.563	9.649.749
7209150000	Flat-rol in coils, cold-rolledwidth > 600 mm, thickness >3 mm	548.836	1.847.310	539.435	2.169.736
7209160010	Flat-crc, pickled or not, 1<thick<3mm,600 < width < 1250 mm	6.733.336	22.126.201	5.058.914	19.558.316
7209160090	Flat-crc, pickled or not, 1<thick<3mm,width > 1250 mm	1.079.145	6.197.646	988.023	6.141.888
7209170010	Flat-crc, pickled or not, 0,5<thick<1mm,600 < width < 1250 mm	14.076.848	49.964.550	9.860.862	39.472.607
7209170090	Flat-crc, 0,5<thickness<1mmwidth > 1250 mm	6.907.662	26.149.608	5.930.891	24.175.559
7209181000	Tin-mill blackplate (tmbp), crcof a thickness < 0.5 mm	9.334.292	31.819.285	7.154.503	29.447.757
7209182000	Flat-crc, thickness<= 0,17 mmcontaining by weight<= 0.6% of carbon	59.845	6.955.960	33.325	4.068.937
7209189000	Flat-crc, 0,17< thickness< 0,5 mmcontaining by weight<= 0.6% of carbon	15.158.148	69.727.581	8.853.922	43.549.658
7209250000	Flat of iron/non-alloy, not in coilcold rolled, of a thickness >= 3 mm	462.103	3.673.107	615.265	3.224.276
7209260010	Flat of iron/non-alloy, not coil,coldrolled,1mm<thickness<3mm,width<=1,250 mm	0	543.643	0	277.380
7209260090	Flat of iron/non-alloy, not coil,coldrolled,1 mm<thickness<3mm,width>1,250 mm	16.246	1.064.576	11.372	476.625
7209270010	Flat of iron/non-alloy,not coil,coldrolled,0,5mm<=thickness<1mm,width<1,250mm	0	260.627	0	233.443
7209270090	Oth flat of iron/non-alloy,not incoil,cold rolled,0,5mm <= thickness<1 mm	9.410	722.165	10.748	387.940
7209281000	Flat-CrnC, thickness<= 0,17 mmcontaining by weight<= 0.6% of carbon	0	2.401.313	0	2.091.294
7209289000	Flat-CrnC, 0,17< thickness< 0,5 mmcontaining by weight<= 0.6% of carbon	17.607	403.873	19.327	219.264
7209901000	Flat of iron/non-alloy, cold-rolled,corrugated form	71.470	113.735	116.124	182.137
7209909000	Flat of iron/non-alloy, cold-rolled,other than corrugated form	357.445	1.661.042	448.010	957.299
7210111000	Flat-rolled of iron/nas,carbon>=0.6%plated or coated with tin,thick > 0,5mm	115.157	1.016.930	145.552	1.380.966
7210119000	Flat-rolled of iron/nas,carbon< 0.6%plated or coated with tin,thick > 0,5mm	212.105	3.957.504	373.287	7.270.189
7210121000	Flat-rolled of iron/nas,carbon>=0.6%plated or coated with tin,thick < 0,5mm	2.101.814	11.237.721	2.489.387	15.509.813
7210129000	Flat-rolled of iron/nas,carbon< 0.6%plated or coated with tin,thick < 0,5mm	5.574.010	19.128.111	5.425.482	21.790.985
7210201000	Flat-rolled of iron/nas,carbon>=0.6%plated or coated with lead, thick <1,5mm	262.176	1.442.937	375.039	2.150.801
7210209000	Flat-rolled of iron/nas,carbon>=0.6%plated or coated with lead, thick >1,5mm	376.014	1.393.220	357.510	1.778.269
7210301000	Flat-rolled of iron/nas,carbon < 0.6%plated or coated with lead, thick <1,5mm	4.157.568	12.764.202	3.336.436	11.724.922
7210309000	Flat-rolled of iron/nas,carbon < 0.6%plated or coated with lead, thick >1,5mm	717.100	8.214.154	1.242.419	11.433.614
7210491000	Flat-rolled of iron/non-alloy, othwiseplated zinc,not corrugated,thick <=1.2mm	2.029.647	14.869.029	1.816.898	15.908.373
7210492000	Flat-rollof iron/nas,othwise plated zinccarbon< 0.6% ,n-corrugated,thick<= 1,5mm	197.367	443.375	151.813	385.018
7210499000	Flat-rolled of iron/non-alloy, othwiseplated zinc,not corrugated,thick > 1.2mm	471.784	3.065.976	473.377	3.511.162
7210500000	Flat-rolled iron/non-alloyplated with cromium & or chromium oxides	1.143.114	7.882.902	1.390.888	10.362.914
7210611000	Flat-rolled iron/non-alloyplated with alumnm-zinc,thickness<=1.2mm	3.062.886	19.681.687	1.975.816	15.486.834
7210619000	Flat-rolled iron/non-alloyplated with alumnm-zinc,thickness >1.2mm	2.279.084	15.725.182	1.536.608	10.697.090
7210691000	Flat-rolled iron/non-alloyplated with oth alumnm,thickness<=1.2mm	202.590	8.235.265	262.366	4.989.876
7210699000	Flat-rolled iron/non-alloyplated with oth alumnm,thickness >1.2mm	49.553	1.312.107	67.348	1.079.734
7210701000	Flat-rollof iron/nas,painted, varnished,coated plastics,carbon<0.6%,thick<=1,5mm	902.279	5.478.229	1.217.537	6.798.996
7210709000	Flat-rollof iron/nas,painted, varnished,coated plastics,carbon<0.6%,thick>1,5mm	779.998	2.053.296	770.986	2.116.157
7210901000	Flat-rollof iron/nas,plated,coated othmetal,carbon<0.6%,thick<=1,5mm	52.486	363.589	47.747	439.549
7210909000	Flat-rollof iron/nas,plated,coated othmetal,carbon<0.6%,thick>1,5mm	252.032	1.631.626	487.033	2.747.390
7211131000	Hoop,strip iron/not alloy, HR, not clad150 mm<width<600mm,thick <= 4mm	0	7.811	0	36.585
7211132000	Rolled on 4 faces/in closed box,HR, notclad, corrugated,carbon<=0.6%,thick<=4r	0	3.464	0	12.777
7211139000	Rolled on 4 faces/in closed box,HR, notclad, oth shape,thick<=4mm, width>150r	1.004.854	4.993.319	585.751	3.521.265
7211141000	Hoop&strip iron/not alloy, HR, not cladcarbon<=0,6%,thick>=4,75mm, width<400	23.872	82.872	34.698	121.693
7211142000	Flat-rolled iron/not alloy, HR,not cladcorrugated, carbon <=0,6%,thick>=4,75mm	70	213	582	2.163
7211149000	Oth flat-rolled iron/not alloy,not cladhr, carbon <=0,6%,thick>=4,75mm	238.319	1.360.440	372.251	1.607.977
7211191000	Hoop&strip iron/not alloy, HR, not cladcarbon<=0,6%,thick<4,75mm, width<400r	4	579.785	77	393.722
7211192000	Flat-rolled iron/not alloy, HR,not cladcorrugated, carbon<= 0,6%,thick <4,75mm	0	14	0	126
7211199000	Oth flat-rolled iron/not alloy,not cladhr, carbon <=0,6%, 0.17<thick<4.75 mm	84.619	2.901.168	71.242	1.960.177
7211232000	Hoop&strip iron/not alloy,CR, not cladcarbon<=0,25%, width < 400mm	13.305	42.133	14.373	42.886
7211239010	Oth flat-rolled iron/not alloy,not cladcr, carbon < 0,25%,thick < 40 mm	0	903	0	900
7211239090	Oth flat-rolled iron/not alloy,not cladcr, carbon < 0,25%, thick >= 40 mm	235.692	601.188	260.976	691.427
7211291000	Flat-rolled iron/not alloy,CR,not cladcorrugated, carbon >= 0,25%	4.141	15.008	9.565	52.662
7211292000	Hoop&strip iron/not alloy,CR, not cladcarbon >= 0,25%, width < 400mm	134.736	771.497	133.750	897.784
7211293000	Oth flat-rolled iron/not alloy,not cladcr, carbon >= 0,25%,thick < 0.17 mm	9	9	158	158
7211299000	Oth Hoop&strip iron/not alloy,not cladcr, carbon >= 0,25%, width < 400mm	92.604	942.362	234.443	1.637.545
7211901000	Oth Hoop&strip iron/not alloy,not cladwidth < 400mm	999	250.925	22.179	563.195
7211902000	Oth flat-rolled iron/not alloy,not cladcorrugated, carbon < 0,6%	6.400	7.459	69.197	75.803
7211903000	Oth flat-rolled iron/not alloy,not cladthickness <= 0.17 mm	3	7	88	172
7211909000	Oth flat-rolled iron/not alloy,not cladthickness > 0.17 mm	129.905	4.310.770	252.419	3.150.680
7212101000	Hoop,strip iron/not alloy, coated tin,width < 400mm	60.550	98.230	85.981	152.469
7212109000	Flat-rolled iron/not alloy, coated tin,400 mm <= width < 600mm	23.926	85.807	32.508	149.605
7212201000	Hoop,strip iron/not alloy, width<400mm,elect coated with zinc	13.249	14.848	25.688	32.147
7212202000	Flat-rolled iron/not alloy,width<600mm,carbon<0.6%,thick<=1,5mm,elect coat zinc	489	20.691	3.048	27.084
7212209000	Flat-rolled iron/not alloy, other shapeelect coated with zinc	156.399	214.611	172.967	269.168
7212301000	Hoop,strip iron/not alloy, coated zinc,width < 400mm non-elect coated zinc	36.490	157.747	32.658	183.247
7212309000	Flat-rolled iron/not alloy, other shape,non-elect coated with zinc	206	25.896	1.052	30.360

**I.3. IMPOR MENURUT KOMODITI / IMPORT BY HS COMMODITY**  
**\*\*\* JUNI / JUNE 2009 \*\*\***

H S	Uraian Komoditi Commodity Description	Berat Bersih / Net Weight (Kg)		Nilai / Value C.I.F (US\$)	
		Bulan ini Current Month	Kumulatif Cum.Jan. to date	Bulan ini Current Month	Kumulatif Cum.Jan. to date
7212401000	Hoop,strip iron/not alloy, coated zinc,width < 400mm, coated with plastic	364.457	1.228.117	534.193	1.867.929
7212402000	Flat-rolled iron/not alloy, carbon<0.6%,thick > 1.5 mm, coated with plastic	0	585.492	0	736.288
7212409000	Flat-rolled iron/not alloy, other shape,painted, varnished/coated with plastics	2.232.992	6.920.053	3.109.187	9.405.009
7212501010	Hoop,strip iron/not alloy, width<400 mm,coated with aluminium-zinc alloys	16.400	66.791	39.332	203.906
7212501020	Hoop,strip iron/not alloy, width<400 mm,coated with chromium	0	593.396	0	478.334
7212501090	Other hoop,strip iron/not alloy,width < 400 mm	15.866	102.071	36.655	146.458
7212502090	Other flat-rolled iron/not alloy,carbon<0.6%, thick > 1.5 mm	66.485	248.727	205.325	882.633
7212509000	Flat-rolled iron/not alloy, otherwiseplated or coated	305.063	1.697.978	210.521	1.092.828
7212601000	Hoop,strip iron/not alloy, cladwidth < 400mm	71.728	317.446	324.768	1.388.528
7212609000	Flat-rolled iron/not alloy, clad	3.383	181.194	9.573	172.055
7213100010	Containing indentations,ribs,grooves ofcircular crosssection <= 50 mm2	5.008	10.075	33.174	58.763
7213100020	Containing indentations,ribs,grooves ofrectangular, square <= 20 mm2 in width	0	19.927	0	11.256
7213100090	Containing indentations,ribs,grooves ofshape	24.387	432.595	27.498	591.051
7213200000	Other bars, rods, hot-rolled ,in irregularly, of free-cutting steel	6.593	415.877	55.179	787.514
7213910000	Other bars, rods, hot-rolled , circularcross-section < 14 mm in diameter	5.835.575	20.065.289	3.552.480	16.078.394
7213990000	Other bars, rods, hot-rolled , notcircular	1.519.390	9.784.278	1.502.811	8.560.120
7214101100	Oth bars,rods of iron, non-alloy steelforged,carbon<0.6%,circlr cross-section	11.711	4.680.372	40.035	2.344.964
7214101900	Oth bars,rods of iron, non-alloy steelforged,carbon<0.6%,not circular	19.897	334.351	136.525	938.029
7214102100	Oth bars,rods of iron, non-alloy steelforged,carbon>=0.6%,circlr cross-section	12.175	4.238.456	52.056	2.162.060
7214102900	Oth bars,rods of iron, non-alloy steelforged,carbon >= 0.6%,not circular	242.757	953.034	173.573	1.671.428
7214201100	Containing indentations, ribs, groovescarbon < 0.6%, circular cross-section	16	155	912	5.835
7214201900	Containing indentations, ribs, groovescarbon < 0.6%, not circular	223.946	785.036	132.744	500.037
7214202100	Containing indentations, ribs, groovescarbon >= 0.6%, circular cross-section	1	1	175	175
7214202900	Containing indentations, ribs, groovescarbon >= 0.6%, not circular	238	960.082	344	668.998
7214300000	Other bars & rods, not forged, offree-cutting steel	377	98.451	1.384	202.064
7214911010	Concrete steel, hot-rolled,hot-drawn,hot-extruded, carbon < 0.6%	981.988	2.962.686	519.896	3.250.534
7214911020	Shaft bars, manganese steel, hot-rolled,hot-drawn, hot-extruded, carbon < 0.6%	125.951	720.403	92.054	1.504.817
7214911090	Other bars & rods, hot-rolled,hot-drawnor hot-extruded, carbon < 0.6 %	199.530	1.671.055	137.982	1.182.850
7214912010	Concrete steel, hot-rolled,hot-drawn,hot-extruded, carbon >= 0.6%	0	1.195.585	0	602.564
7214912020	Shaft bars, manganese steel, hot-rolled,hot-drawn, hot-extruded, carbon >= 0.6%	8.297	16.732	81.542	156.797
7214912090	Other bars & rods, hot-rolled,hot-drawnor hot-extruded, carbon >= 0.6 %	33	264.514	624	446.931
7214991010	Carbon,oth than of circularcross-section: concrete steel	0	23.651	0	14.740
7214991020	Carbon, other than of circularcross-sect:shaft bars; manganese steel	58.835	1.257.494	104.573	1.900.299
7214991090	Oth. carbon, other than of circularcross-section	0	4.584	0	20.818
7214999010	Oth. carbon, other than of circularcross-section concrete steel	35	2.000.229	25	1.464.824
7214999020	Oth. carbon, other than of circularcross-sect:shaft bars; manganese steel	2.469.592	12.957.538	2.289.099	12.828.773
7214999090	Oth.Than Concrete steel, Shaft bars, manganes steel	64.107	235.871	98.286	458.380
7215100000	Oth bars & rods of iron/non-alloy steelfree-cutting steel,cold-formed/finished	502.970	3.157.824	733.711	3.634.600
7215509000	Oth bars & rods of iron/non-alloy steel	68.948	2.430.791	220.295	6.425.819
7215900010	Manganese steel/shaft bars,containingby weight less than 0.6% of carbon	23.224	217.663	28.064	230.080
7215900020	Oth Mangan steel/shaft bars,containingby weight less than 0.6% of carbon	113.634	851.917	134.810	1.178.601
7215900030	Manganese steel/shaft bars, containingby weight 0.6 % or more of carbon	522	233.687	4.545	296.642
7216100000	U, i or h sections , not further workedthan hot-rolled, of a height < 80 mm	1.128.667	11.038.909	1.114.859	8.516.312
7216210000	L section of iron/non-alloy steel, notworked than hot-rolled,of a height<80 mm	689.550	1.122.764	1.636.833	1.995.112
7216220000	T section of iron/non-alloy steel, notworked than hot-rolled,of a height<80 mm	14.775	47.515	12.695	40.775
7216310000	U, l or H sections, not further workedu sections	378.770	2.341.791	531.430	1.395.310
7216320000	U, l or H sections, not further workedi sections	448.730	5.274.141	315.807	3.885.030
7216330000	U, l or H sections, not further workedh sections	1.096.511	11.430.833	919.971	10.404.179
7216400000	L/T sect,not further work than hot-rollhot-drawn/extrud,a height of 80mm /more	25.637	1.470.059	82.896	1.292.014
7216501000	Oth angles,shapes&sections,not furtherof a height of less than 80 mm	253.563	579.861	209.841	596.938
7216509000	Oth angles, shapes & sect,not furtherof a height of more than 80 mm	4.275.781	25.466.710	3.559.249	25.970.305
7216610000	Angles,shapes&sections,not worked thancold-formed,obtain from flat-rolled prod	0	12.290	0	7.753
7216690000	Angle,shape&sect,not workthan cold formoth than obtain from flat-rolled product	412.855	835.303	438.574	1.048.130
7216910000	Oth angles,shapes&sect,not further workcold form/finish from flat roll product	8.830	20.025	7.275	39.743
7216990000	Oth angles,shapes&sect,not further workoth than cold form/finish,flat roll prod	582.739	3.266.658	446.435	5.235.981
7217101000	Wire of iron/non-alloy steel,not platd/coated,cont.carbon < 0.25% by weight	3.329.890	4.788.907	906.557	1.876.226
7217102200	Bead wire;flat hard steel reed wire;notplated/coated; 0.25%=< carbon<0.6%	601.253	1.676.698	361.493	2.020.648
7217102900	Other wire of iron or non-alloy steel,not plate/coated, 0.25%=< carbon < 0.6%	1.062.220	3.693.735	705.191	3.561.623
7217103100	Spokes wire;bead wire;flat hard steelreed wire;not plated/coated,carbon>=0.6%	418.136	1.235.495	364.007	1.635.799
7217103900	Other wire of iron or non-alloy steel,not plated/coated, cont. carbon >= 0.6%	733.000	2.901.417	472.570	2.161.540
7217201000	Wire of iron/non-alloy steel,plated w/zinc, cont.carbon < 0.25% by weight	1.223.204	5.130.003	645.655	3.075.951
7217202000	Wire of iron/non-alloy steel,plated w/zinc,cont.carbon>0.25% & <0.45%by weight	63.360	195.961	42.620	155.922
7217209100	High carbon steel core wire,for alniumconductors steel reinforced (acsr)	16.246	29.999	27.888	331.731
7217209900	Oth than high carbonsteel core wire,foraluminium conduct steel reinforced(acsr)	310.250	1.283.986	600.681	1.979.788
7217301000	Wire of iron/non-alloy steel,plated w/oth base metal,cont.crbn<0.25% by weight	0	13.248	0	206.054
7217302000	Wire of iron/non-alloy steel,plated w/oth base metal,cont.0.25%=<carbon <0.6%	145.381	3.835.682	182.925	1.886.771
7217303110	Copper alloy coated high carbon steelwire coated with brass	2.533.595	7.669.628	3.056.998	10.951.260
7217303190	Copper alloy coated high carbon steelsteel coated with other copper alloys	387.878	1.854.515	554.264	2.471.434
7217303900	Other wire of iron or non-alloy steelplated with oth base metal,carbon>=0.6%	183.670	748.246	211.896	543.744
7217901000	Oth wire of iron/non-alloy steel,platedzinc>=240g/m?,silicon<=0.1%,cover by pvc	53.841	286.523	57.306	469.140
7217909010	Oth wire of iron/non-alloy steel,platedcontaining by weight 0.6% or more	11.119	220.719	57.228	476.017
7217909090	Oth wire of iron/non-alloy steel,platedexcluding goods of subheading 7217.90.10	157.741	578.286	226.704	690.513
7218100000	Ingots & oth primary forms of stainlesssteel	18	1.643	2.169	13.969

**I.3. IMPOR MENURUT KOMODITI / IMPORT BY HS COMMODITY**  
**\*\*\* JUNI / JUNE 2009 \*\*\***

H S	Uraian Komoditi Commodity Description	Berat Bersih / Net Weight (Kg)		Nilai / Value C.I.F (US\$)	
		Bulan ini Current Month	Kumulatif Cum.Jan. to date	Bulan ini Current Month	Kumulatif Cum.Jan. to date
7218910000	Semi-finished prod.of stainless steel of rectangular (not square) cross-section	6	2.421	182	47.737
7218990000	Oth semi-finished prod.of stainless steel	248.847	555.794	1.184.517	2.997.360
7219110000	Flat-roll prod of stainless steel,hotrolled,in coil of a thick exceed 10mm	11.364	133.973	23.767	350.361
7219120000	Flat-roll prod of stainless steel,hotrolled,in coil of a 4.75mm=<thick<=10mm	35.793	1.082.135	77.032	2.218.412
7219130000	Flat-roll prod of stainless steel,hotrolled,in coil of a 3mm=<thick<=4.75mm	3.932.149	29.109.477	5.554.408	40.340.608
7219140000	Flat-roll prod of stainless steel,hotrolled,in coil of a thickness<=3mm	113.258	2.119.541	180.999	2.831.010
7219210000	Flat-roll prod of stainless steel,hotrolled,not in coil of a thick > 10mm	157.536	1.441.712	375.479	3.025.974
7219220000	Flat-roll prod of stainless steel,hotroll,not in coil of 4.75mm=<thick<=10mm	5.906.692	30.470.345	4.363.283	25.327.920
7219230000	Flat-roll prod of stainless steel,hotroll,not in coil of a 3mm=<thick<=4.75mm	183.301	2.661.404	549.721	7.758.860
7219240000	Flat-roll prod of stainless steel,hotrolled,not in coil of a thickness<=3mm	73.214	569.836	153.918	1.029.579
7219310000	Flat-rolled prod.of stainless steel,cold rolled, of a thickness >= 4.75 mm	3.561	73.790	26.959	621.664
7219320000	Flat-rolled prod.of stainless steel,cold rolled, 3 mm =< thickness < 4.75 mm	46.152	507.615	75.807	1.235.766
7219330000	Flat-rolled prod.of stainless steel,cold rolled, 1 mm < thickness < 3 mm	797.875	3.661.557	1.159.074	6.370.903
7219340000	Flat-rolled prod.of stainless steel,cold rolled, 0.5 mm =< thickness <= 1 mm	608.505	3.223.396	1.190.377	6.017.457
7219350000	Flat-rolled prod.of stainless steel,of a thickness < 0.5 mm	491.928	1.801.888	731.461	3.194.349
7219901000	Oth flat-roll prod.of stainless steel,thick>=1.5mm & <125mm patterns from roll	0	28.637	0	133.894
7219902000	Oth flat-rolled prod.of stainless steel,of a thickness < 0.5 mm	62	20.962	1.065	53.601
7219909000	Oth flat-rolled prod.of stainless steel,of a thickness >0.5 mm	673.893	1.117.606	467.751	1.201.715
7220111000	Hoop & strip of stainless steel, hotrolled,of a thick >= 4.75 mm,width<400mm	8.959	353.281	34.487	815.824
7220119000	Hoop & strip of stainless steel, hotrolled,of a thick >= 4.75 mm,width>400mm	3.667.753	8.945.047	2.365.655	6.191.502
7220121000	Hoop & strip of stainless steel, hotrolled,of a thick < 4.75 mm,width<400mm	30.503	218.561	51.545	291.636
7220129000	Hoop & strip of stainless steel, hotrolled,of a thick < 4.75 mm,width>400mm	391.712	1.188.147	506.604	1.939.193
7220201000	Hoop & strip of stainless steel, coldrolled, width < 400mm	86.420	437.968	181.165	795.195
7220209000	Hoop & strip of stainless steel, coldrolled, width>400mm	272.953	7.465.817	670.050	14.088.115
7220901000	Hoop & strip of stainless steel, notcold rolled, width < 400mm	10.075	47.548	105.942	269.946
7220909000	Hoop & strip of stainless steel, notcold rolled, width > 400mm	2.765.584	53.038.699	10.350.851	105.836.032
7221000000	Bars & rods, hot-rolled,in irregularlywound coils, of stainless steel.	25.020	821.863	78.105	975.811
7222110000	Bars,rods, hot-rolled, in irregularlyof circular cross-section	100.554	702.285	297.618	1.569.990
7222190000	Bars,rods, hot-rolled, in irregularlyof not circular cross-section	163.036	1.107.697	324.184	2.274.029
7222201000	Bars,rods, cold-formed or cold-finishedof circular cross-section	82.171	349.232	319.519	1.644.721
7222209000	Bars,rods, cold-formed or cold-finishedof not circular cross-section	118.900	1.950.782	371.423	4.634.261
7222301000	Other bars and rods of circularcross-section	91.859	225.709	110.074	590.686
7222309000	Other bars and rods of not circularcircular cross-section	357.778	2.717.315	598.421	2.779.969
7222400000	Angles, shapes and sections of stainless steel	49.719	2.071.716	219.404	2.396.679
7223001000	Wire of stainless steel having a cross-sectional dimension exceeding 13 mm	32.696	111.679	112.932	409.051
7223009000	Wire of stainless steel having a cross-sectional dimension <= 13 mm	228.138	1.327.920	936.060	5.186.961
7224100000	Ingots & oth primary forms of oth alloysteel	0	639.132	0	746.953
7224900000	Semi-finished prod. of oth alloy steel	56.187	172.261	136.161	624.397
7225110000	Grain-oriented of silicon-elect steela width of 600 mm or more.	1.152.577	5.073.644	4.358.328	18.462.672
7225190000	Oth than Grain-orient of silicon-electsteel a width of 600 mm or more.	2.455.082	8.514.838	2.218.448	9.566.246
7225300000	Flat-roll product of oth alloy steel,ofnot further worked than hot-roll,in coil	362.390	2.509.022	306.705	2.358.255
7225400000	Flat-roll prod of oth alloy steel,of notfurther worked than hot-roll,not in coil	1.518.968	9.813.496	2.886.563	17.137.647
7225500000	Flat-roll prod of oth alloy steel,of notfurther worked than cold-rolled	1.763.582	2.996.174	1.728.805	3.163.811
7225910000	Oth flat-rolled prod.of oth alloy steel,electrolytically plated/coated with zinc	707.057	3.928.554	1.312.762	7.044.432
7225920000	Oth flat-rolled prod.of oth alloy steel,otherwise plated or coated with zinc	32.242	347.589	30.360	739.965
7225990000	Oth flat-rolled prod.of oth alloy steel,otherwise plated or coated with not zinc	877.220	3.368.726	1.000.229	5.372.744
7226111000	Hoop & strip, grain-oriented of siliconelectrical steel, of a width <= 400 mm	36.149	163.287	129.274	681.742
7226119000	Hoop & strip, grain-oriented of siliconelect steel, of a width >400 mm,<600mm	457.754	1.447.944	2.586.525	7.491.012
7226191000	Hoop,strip,oth than grain-orient ofsilicon elect steel,of a width<= 400 mm	62.361	97.812	181.706	427.287
7226199000	Hoop,strip,oth than grain-orient ofsilicon elect steel,of width>400mm,<600mm	35.872	135.056	161.268	405.284
7226209000	Hoop & strip of high speed steel of a width > 400 mm, < 600mm	569	338.064	357	492.135
7226911000	Hoop,strip of oth alloy steel,hot rolled, of a width <= 400 mm	2.414	75.875	5.264	103.401
7226919000	Hoop,strip of oth alloy steel,hot rolled, width >400 mm, <=600mm	226.231	729.935	287.792	1.596.670
7226921000	Hoop,strip of oth alloy steel,cold rolled, of a width <= 400 mm	45.987	347.070	62.129	504.384
7226929000	Hoop,strip of oth alloy steel,cold rolled, width >400 mm, <= 600mm	0	207.906	0	324.742
7226991000	Hoop & strip of oth alloy steel,width <= 400 mm	8.968	72.245	48.477	426.979
7226999000	Hoop & strip of oth alloy steel,width > 400 mm and <= 600mm	221.156	1.096.938	329.718	2.212.679
7227200000	Bars & rods, hot-rolled, in irregularlywound coils, of silico-manganese steel	1.147.355	3.440.670	840.603	2.425.688
7227900000	Oth bars & rods, hot-rolled, inirregularly wound coils	1.216.186	5.822.862	793.436	4.622.858
7228101000	Bars & rods, of high speed steel, ofcircular a cross-section	5.103	123.433	33.496	415.912
7228109000	Bars & rods, of high speed steel,not ofcircular a cross-section	120.190	347.006	100.125	629.023
7228201000	Bars & rods, of silico-manganese steel,circular a cross-section	1.128.976	3.061.065	816.761	2.186.282
7228209000	Bars & rods, of silico-manganese steel,not circular a cross-section	755.229	4.196.119	946.574	5.057.112
7228301000	Oth bars&rods,of silico-manganese steelof circular cross-section	1.562.639	13.486.308	2.268.477	16.633.711
7228309000	Oth bars&rods,of silico-manganese steelnot of circular cross-section	2.788.229	14.858.125	2.560.379	19.659.243
7228401000	Oth bars,rods,not further worked thanforget, of circular cross-section	9.460	32.787	15.042	70.376
7228409000	Oth bars,rods,not further worked thanforget, not of circular cross-section	628.049	1.798.159	414.357	1.453.223
7228501000	Oth bars,rods,not formed/cold finishedof circular cross-section	293.154	624.575	423.001	960.260
7228509000	Oth bars,rods,not formed/cold finishednot of circular cross-section	284.777	5.087.666	360.461	8.486.249
7228601000	Other bars and rods :of circular cross-section	436.006	2.067.752	654.221	3.617.858
7228609000	Other bars and rods :not of circular cross-section	1.753.939	3.229.760	1.290.924	4.194.692
7228700000	Angles, shapes and sections of otheralloy steel	970.823	5.327.351	833.687	4.053.302
7228801100	Hollow drill bars,rods, weight >=0.6%of circular cross-section	49.066	932.780	146.471	44.433.025

**I.3. IMPOR MENURUT KOMODITI / IMPORT BY HS COMMODITY**  
**\*\*\* JUNI / JUNE 2009 \*\*\***

H S	Uraian Komoditi Commodity Description	Berat Bersih / Net Weight (Kg)		Nilai / Value C.I.F (US\$)	
		Bulan ini Current Month	Kumulatif Cum.Jan. to date	Bulan ini Current Month	Kumulatif Cum.Jan. to date
7228801900	Hollow drill bars,rods, weight >=0.6%not of circular cross-section	23.589	80.519	45.420	187.010
7228809000	Oth. Hollow drill bars and rods	60.993	410.212	791.198	3.780.694
7229200000	Wire of silico-manganese steel	1.050.235	2.948.700	1.067.855	3.227.095
7229900010	Wire of other alloy steel.of high speed steel	23.878	901.101	58.118	953.702
7229900090	Wire of other alloy steel.not of high speed steel	1.519.429	10.363.348	1.365.363	11.110.767
7301100000	Sheet piling of iron or steel	5.300.026	10.498.755	3.544.704	8.381.537
7301200000	Angles, shapes and sections of ironor steel	6.045	629.234	20.717	1.270.758
7302100000	Rails of iron or steel	2.804.530	9.909.119	3.104.686	10.845.714
7302300000	Switch-blades, crossing frogs, pointrods and other crossing pieces	1.372	59.350	8.217	113.041
7302400000	Fish-plates and sole plates of ironor steel	8.470	127.422	7.834	248.475
7302901000	Sleepers, of iron or steel	4.530	896.095	13.043	2.903.906
7302909000	Other than sleepers, of iron or steel	102.779	4.125.375	224.355	5.430.903
7303001010	Tubes,pipes of cast with an externaldiameter not exceeding 100 mm	24.615	194.573	195.640	802.344
7303001020	Tubes,pipes of cast with an externaldiameter not exceeding 150 mm	1.995	24.708	3.122	34.978
7303001030	Tubes,pipes of cast with an externaldiameter >150 mm and <=600 mm	19.493	1.763.195	29.955	1.544.374
7303001090	Oth.Tubes, pipes	415.440	3.225.843	153.305	716.707
7303009010	Hollow profiles, of cast iron withan external diameter < =100 mm	4.133	45.956	4.000	93.426
7303009090	Hollow profiles, of cast iron withan external diameter > 100 mm	965.495	4.136.715	1.696.907	9.543.377
7304110000	Tubes, pipes and hollow profiles,seamless, of stainless steel	8.198.127	21.501.342	18.082.883	47.754.780
7304190000	Oth.tube,pipe&hollow profile,seamless,line pipe of a kind use for oil/gas pipe	11.670.237	73.878.156	24.022.953	126.217.167
7304220010	Oth.tube,pipes&hollow profile,seamless,unfinished drill pipe (green pipe) with	10.747	302.770	3.100	2.075.868
7304220090	Oth.tube,pipes&hollow profile,seamless,unworked pipe end	765.991	2.460.626	1.039.606	6.731.242
7304230010	Unfinished drill pipe (green pipe) withyield strength less than 75,000 psi	0	206.764	0	581.906
7304230090	Oth. unfinished drill pipe (green pipe)	160.015	717.579	941.347	4.436.949
7304240010	Unfinsh case&tube, yield strgh<75000Psioth.of stanlss stel for drill	80.850	163.556	303.098	416.077
7304240090	Oth.unfinsh casetube&unworked,stanlesswith yield strength less than 75,000 ps	49.359	219.614	411.034	847.332
7304290010	Unfinsh casetube&unworked pipe endwith yield strength less than 75,000 psi	4.956.892	32.346.832	8.001.197	55.841.315
7304290090	Oth.unfinsh casetube&unworked pipe endwith yield strength less than 75,000 ps	2.909.892	49.036.813	4.877.351	93.691.643
7304311000	High press. conduits,of circular cross-sect.of iron/non-alloy steel,cold rolled	46.873	1.224.033	86.471	2.973.113
7304319000	Oth.drill Rod Casing&tubing withpin and box threads	762.454	3.994.871	1.659.618	10.242.054
7304390000	Oth. Drill Rod Casing and tubingwith pin and	471.400	5.483.025	1.105.985	13.409.383
7304410000	Cold-drawn or cold-rolled (cold-reduced)stainless steel	124.816	683.057	579.816	1.780.827
7304490000	Oth. Cold-drawn or cold-rolled(cold-reduced) stainless steel	140.928	911.501	890.925	2.359.046
7304511000	High press. conduits,of circular cross-sect.of oth alloy steel,cold rolled	0	18.641	0	69.014
7304519000	Oth tubes/pipes/hollow profiles,seamlesscold rolled,crclr c-s of oth alloy steel	347.991	487.635	2.874.317	3.441.149
7304590000	Oth.Drill rod casing&tubing with pin&sect.of oth alloy steel,cold rolled	175.450	2.000.732	618.669	6.812.133
7304900000	Oth.Drill rod casing&tubing with pin&cold rolled,crclr c-s of oth alloy steel	536.426	6.869.431	1.285.630	20.498.704
7305110000	Lines pipe, for oil or gas longitudinallsubmerged arc welded of iron/steel	53.238	319.077	285.912	1.287.291
7305120000	Lines pipe, for oil or gas other, longitudinally welded of iron/steel	0	416.806	0	913.916
7305190000	The oth.line pipe of iron/steel for oil,external diameter > 406.4mm	642.923	5.226.256	3.303.499	20.696.037
7305200000	Casing of iron/steel used in drillingfor oil/gas external diameter 406.4mm	80.605	3.147.757	232.166	6.509.740
7305311000	Lines pipe, for oil or gas longitudinallstainless steel pipes & tubes	58.772	1.032.793	224.615	1.843.361
7305319000	Oth.lines pipe,for oil/gas longitudinallstainless steel pipes & tubes	435.189	2.286.787	1.112.881	5.259.981
7305390000	Oth.lines pipe,for oil/gas longitudinall	1.255	1.449.318	13.406	2.533.834
7305900000	Oth.lines pipe,for oil/gas longitudinallsth.stainless steel pipes & tubes	1.909	264.238	20.133	427.047
7306110000	Line pipe of kind use for oil/gas pipewelded, of stainless steel	120.265	315.915	526.629	1.550.616
7306190000	Oth.line pipe of kind use for oil/gaspipe,welded,of stainless steel	1.236.670	25.597.039	1.761.393	66.569.189
7306210000	Casing&tubing of a kind use in drillingwelded, of stainless steel	27.216	54.154	146.283	298.033
7306290000	Oth.casing&tubing of a kind use indrilling,welded,of stainless steel	269	3.887.275	973	5.257.308
7306301010	Boilr tube weld,of circlr cross-sect ofiron/non ally stel intrnl diamtr<12.5mm	20	66.967	1.839	197.261
7306301020	Boilr tube weld,of circlr cross-sect ofiron/non ally stel intrnl diamtr>=12.5mm	348.346	418.337	218.799	365.960
7306302010	Boilr tube weld,of single/double walled,coppr plate,intrnl diamtr<12.5mm	16.525	90.293	75.327	601.912
7306302020	Boilr tube weld,of single/double walled,coppr plate,intrnl diamtr>=12.5mm	0	997.793	0	957.182
7306303000	Boilr tube weld,of single/double walled,coppr plate,sheath pipe for heating	2	1.854	24	10.078
7306309010	Oth.boilr tube weld,of single/doublewalled,coppr plate,intrnl diamtr<12.5mm	45.062	247.981	301.085	1.120.669
7306309020	Oth.boilr tube weld,of single/doublewalled,coppr plate,intrnl diamtr>=12.5mm	249.657	1.819.005	508.379	3.176.828
7306401010	Oth.weld,of circlr cross-section ofweld boilr tube w intrnl diamtr<=125 mm	149	63.635	3.749	2.428.467
7306401090	Oth.weld,of circlr cross-section ofweld boilr tube w intrnl diamtr>125 mm	14.095	115.606	68.362	299.381
7306402000	Welded boiler tubes of stainless steelwith internal diameter >12.5 mm	16.734	367.152	59.055	1.527.778
7306403000	St'less steel pipes & tubes welded ofcirclr cross sec. w extrl dmtr>105mm	0	2.799	0	19.372
7306409000	Oth,not welded of circular cross sect.with internal diameter > 12,5 mm	442.722	1.379.490	2.993.765	6.878.856
7306501010	Oth.boilr tube,weld,of circlr cross-sectn,oth alloy steel int.dmtr<=12.5mm	340	840	352	704
7306501020	Oth.boilr tube,weld,of circlr cross-sectn,oth alloy steel int.dmtr>12.5mm	862.041	1.417.956	7.915.248	10.828.116
7306509010	Oth.boilr tube,weld,of circlr cross-high pressure conduits	47.208	54.041	272.775	307.038
7306509020	Oth.boilr tube,weld,oth.thn high prsrconduit,oth alloy steel int.dmtr<=12.5mm	1.961	7.486	14.951	51.048
7306509030	Oth.boilr tube,weld,oth.thn high prsrconduit,oth alloy steel int.dmtr>12.5mm	33.728	377.174	2.362.560	10.715.823
7306610010	Oth.boilr tube,weld,square/rectangularcross sectin,with int.diamtr<=12,5mm	2.034	256.097	1.653	452.851
7306610090	Oth.boilr tube,weld,square/rectangularcross sectin,with int.diamtr>12,5mm	109.752	756.677	237.714	1.139.720
7306690010	Oth.boilr tube,non circlur crss-sectionwith internal diameter<=12,5mm	11.564	11.684	45.485	46.409
7306690090	Oth.boilr tube,non circlur crss-sectionwith internal diameter>12,5mm	156.851	619.755	1.441.664	3.383.424
7306901010	Bundy-weld pipes and tubes,with internal diameter <= 12,5mm	14.465	44.642	151.289	287.072
7306901090	Bundy-weld pipes and tubes,with internal diameter > 12,5mm	132.877	155.680	215.669	260.517
7306909010	Oth.thn bundy-weld pipes & tubes,with internal diameter <= 12,5mm	18.638	242.684	81.236	768.945

**I.3. IMPOR MENURUT KOMODITI / IMPORT BY HS COMMODITY**  
**\*\*\* JUNI / JUNE 2009 \*\*\***

H S	Uraian Komoditi Commodity Description	Berat Bersih / Net Weight (Kg)		Nilai / Value C.I.F (US\$)	
		Bulan ini Current Month	Kumulatif Cum.Jan. to date	Bulan ini Current Month	Kumulatif Cum.Jan. to date
7306909090	Oth.thn Bundy-weld pipes & tubes,with internal diameter > 12,5mm	2.277.762	10.611.822	3.283.155	17.728.447
7307110000	Cast fitting of non-malleable cast iron	127.069	266.337	101.675	343.677
7307190000	Cast fitting of other than non-malleablecast iron	120.070	4.156.579	477.022	12.756.689
7307210000	Other, of stainless steelflanges	548.895	4.399.315	1.608.463	9.100.627
7307220000	Other, of stainless steelthreaded elbows, bends and sleeves	117.348	773.545	452.891	3.570.484
7307230000	Other, of stainless steelbutt welding fittings	89.598	706.350	197.311	3.415.613
7307290000	Oth.,of stainlss steel oth.than flanges,butt welding,threaded elbow,bend&sleeve	545.596	1.550.373	1.418.246	5.850.693
7307910000	Tube or pipe fittings (couplings)flanges	785.437	6.133.635	3.343.107	22.445.473
7307920000	Tube or pipe fittings (couplings)threaded elbows, bends and sleeves	272.148	1.156.488	1.560.074	8.618.529
7307930000	Tube or pipe fittings (couplings)butt welding fittings	476.687	2.093.899	1.724.302	12.353.426
7307990000	Other tube/pipe fittings (couplings)	1.777.579	11.540.858	12.814.676	53.621.501
7308101000	Bridges and bridge sect. w prefab'tedtype joined by shear connectors	27.589	28.343	111.190	115.082
7308109000	Other bridges and bridge sections	104.437	583.431	283.335	1.702.797
7308201100	Towers with prefabricated modular type joined by shear connectors	10	42.468	28	106.478
7308201900	Other towers	91.967	939.657	195.543	2.463.464
7308202100	Lattice masts w prefabricated modular type joined by shear connectors	0	1.593	0	50.515
7308202900	Other lattice masts	313.643	2.198.878	371.963	5.169.014
7308300000	Doors, windows and their frames and thres hold for doors	243.817	721.833	1.229.035	2.973.174
7308401000	Equip. for scaffolding w prefabricated modlr type joined by shear connectors	8.401	95.114	2.746	76.472
7308409000	Other equipment for scaffolding,shuttering, propping or pit propping	241.339	1.159.399	518.858	3.441.986
7308902000	Other, prefabricated modular type joined by shear connectors	0	34.100	0	67.863
7308903000	Oth. corrug,curved/bent galv'd plt fass'bly.into undgrnd conduits&culvert	63.830	259.979	98.348	623.532
7308904000	Oth parts of tub/tunnels,made of formd&bended corrugated sheet of iron/steel	2.062	1.202.493	3.852	2.127.017
7308905000	Other, prefabricated modular rail for ships	10.232	35.534	129.053	220.974
7308909000	Other structures and partsof structures of iron or steel	7.052.129	59.702.221	18.747.393	170.576.078
7309000000	Reservoir,tank,vat&similar containerof iron/steel, capacity > 300 ltr	1.000.951	3.861.072	4.050.876	17.721.682
7310100010	Tank,cask,drum,can,boxe&similarfor transporting or coagulating latex	10.441	71.334	20.732	141.843
7310100020	Tank,cask,drum,can,boxe&similarof iron or steel casting in the rough	124.830	214.048	140.170	409.201
7310100030	Tank,cask,drum,can,boxe&similaroher of iron/steel forging/stamping	18.558	109.428	67.288	219.791
7310100090	Oth.tank,cask,drum,can,boxe&similar	359.366	3.660.125	512.359	9.983.055
7310211010	Cans <1L,closed by soldering ofiron/steel casting in the rough	0	36.798	0	74.310
7310211020	Cans <1L,closed by soldering ofiron/steel forging or stamping in	82	11.157	1.781	36.578
7310211090	Oth.cans <1L,closed by soldering ofiron/steel	64.081	202.935	149.756	494.516
7310219010	Cans >1L & <50L,closed by soldering ofiron/steel casting in the rough	231	19.952	264	232.540
7310219020	Cans >1L & <50L,closed by soldering ofiron/steel forging or stamping in	0	102.061	0	89.589
7310219090	Oth.cans >1L & <50L,closed by soldering ofiron/steel	269.386	786.802	659.984	2.039.240
7310291010	Cans <1L,not soldering ofiron/steel casting in the rough	0	3.304	0	45.772
7310291020	Cans <1L,not soldering ofiron/steel forging or stamping in	0	12	0	1.986
7310291090	Oth.cans <1L,not soldering ofiron/steel	97.982	222.199	297.127	647.368
7310299010	Cans >1L & <50L,not soldering ofiron/steel casting in the rough	1	2.474	2	12.770
7310299020	Cans >1L & <50L,not soldering ofiron/steel forging or stamping in	2.846	6.748	7.262	216.682
7310299090	Oth.cans >1L & <50L,not soldering ofiron/steel	479.289	2.675.656	95.427	3.969.491
7311001100	Cont'ners for compressed/liquefied gas seamless stl cylinders, capacity< 30 ltr	3.842	153.779	2.272	505.640
7311001900	Other seamless steel cylinders	417.075	1.987.475	1.003.765	4.899.341
7311009100	Other containers of iron or steelwith capacity of less than 30 l	252.693	21.720.475	499.493	45.883.705
7311009900	Other containers of iron or steel	64.028	1.044.335	173.015	2.790.154
7312101000	Standed wr,ropes & cables for lockedcoil,flatt'ed strands&non rotting wr rp	304.493	702.212	1.281.944	2.696.082
7312102000	Stranded wire,rope&cables by plated/coatd wth brass,& of a nom.d<=3mm	441.145	1.941.394	1.113.664	4.992.832
7312104000	Stranded wire, rope and cables withstranded wire of diameter of< 3 mm	14.212	120.641	135.322	766.143
7312109000	Other stranded wire, rope and cables	1.481.698	11.828.279	3.215.030	23.577.340
7312900000	Oth stranded wire, rope and cables,plaitd bnds,slings&of ir/stl not elect	1.195.797	5.713.091	1.487.933	9.536.967
7313000000	Barbed wr of iron/steel; twisted hoop&of a kind used f fencing of iron/stl	373.339	536.878	175.303	351.712
7314120000	Woven cloth with endless bandsfor machinery, of stainless steel	1.297	18.404	42.103	387.481
7314140000	Woven cloth, of stainless steel	13.001	74.972	118.246	931.170
7314191000	Endless bands for machinery oth thn ofstainless steel	1.557	93.009	23.712	165.564
7314199000	Other woven cloth, not stainless steel	4.370	49.933	58.098	399.230
7314200000	Grill&fencing,welded at the intersectofwr wth a max.sect.d>3mm&mesh s>100cm	372.166	2.344.420	268.262	1.616.312
7314310000	Other grill, netting & fencing,weldedat the intersect.by pltd/coatd w zinc	362.909	1.419.338	149.960	772.867
7314390000	Oth grill, netting and fencing,weldedat the intersection	467.999	1.739.465	471.963	2.361.485
7314410000	Oth cloth, grill, netting and fencingby plated or coated with zinc	127.283	484.005	83.955	360.694
7314420000	Oth cloth, grill, netting and fencingby coated with plastics	15.610	376.118	8.088	231.575
7314490000	Oth cloth, grill, netting and fencing	237.817	1.014.039	182.591	803.921
7314500000	Expanded metal	2.608	34.246	7.766	49.882
7315111100	Roller chain for bicyclesof mild steel	95.998	245.987	89.718	401.940
7315111200	Roller chain for motorcyclesof mild steel	414.580	1.986.232	1.384.867	7.491.474
7315111900	Other mild steel for roller chain	61.976	218.604	165.591	707.842
7315112100	Other roller chain for bicycles	27.455	92.464	22.705	62.503
7315112200	Other roller chain for motorcycles	306.063	3.449.983	784.516	8.700.804
7315112300	Oth roller chain transmis. type6mm < pitch length <= 3mm	15.428	73.661	97.454	528.315
7315112900	Other roller chain	178.140	1.087.498	456.768	3.452.575
7315120000	Other roller chainof mild steel	524.963	2.834.919	1.028.500	9.080.805
7315191100	Roller chain for bicyclesof bicycle chain	71	72	2.690	2.735
7315191200	Roller chain for motorcyclesof motorcycle chain	5.382	51.985	110.745	1.142.758



**I.3. IMPOR MENURUT KOMODITI / IMPORT BY HS COMMODITY**  
**\*\*\* JUNI / JUNE 2009 \*\*\***

H S	Uraian Komoditi Commodity Description	Berat Bersih / Net Weight (Kg)		Nilai / Value C.I.F (US\$)	
		Bulan ini Current Month	Kumulatif Cum.Jan. to date	Bulan ini Current Month	Kumulatif Cum.Jan. to date
7315191900	Other roller chain of other mild steel	11.359	16.279	101.121	146.231
7315199100	Other roller chain for bicycles of bicycle chain	0	1.157	0	19.734
7315199200	Other roller chain for motorcycles of motorcycle chain	3.958	27.768	151.472	993.588
7315199900	Other roller chain of other than bicycle chain & motorcycle chain	41.440	82.731	122.640	309.612
7315201000	Skid chain of mild steel	10.281	32.471	78.863	197.022
7315209000	Other Skid chain of mild steel	8.982	59.073	37.967	209.378
7315811000	Stud-link of mild steel	2.403	26.886	24.524	87.104
7315819000	Other Stud-link of mild steel	201.421	1.437.993	247.775	1.718.433
7315821000	Other, welded link of mild steel	3.364	4.435	40.333	49.731
7315829000	Other, welded link	37.674	480.163	26.063	426.400
7315891200	Other chain for motorcycles of mild steel	41.501	247.059	823.343	4.149.881
7315891900	Other chain of mild steel not for motorcycles and bicycles	1.527	39.980	7.878	307.435
7315892100	Other chain for bicycles of other than mild steel	0	11.034	0	58.032
7315892200	Other chain for motorcycles of other than mild steel	3.056	39.636	1.665	28.820
7315892900	Other chain not mild steel, not for motorcycles and bicycles	82.750	447.118	359.744	1.992.203
7315901000	Other parts of chain for motorcycles and bicycles	652	9.497	10.841	121.794
7315909000	Other parts of chain not for motorcycles and bicycles	184.323	1.620.584	638.238	7.269.688
7316000000	Anchors, grapnels and parts thereof, of iron or steel	779.419	2.712.668	3.744.965	7.937.956
7317001000	Wire nails	415.989	2.336.279	292.528	1.156.899
7317002000	Staples	185.146	517.781	120.382	441.192
7317009010	Dog spikes for rail sleepers, carding -tacks & similar articles, of iron or steel,	402	101.597	894	100.019
7317009020	connector & anti-splitting, connector and Hob nails for footwear, ring nails	27.751	120.264	49.620	395.172
7317009030	connector and anti-splitting, connector Hook nails	95.827	331.699	47.066	142.030
7317009040	connector and anti-splitting, connector Corrugated nails, drawing pins and tacks	349.941	3.162.571	123.083	1.106.745
7317009090	Oth.connector and anti-splitting, connector and anti splitting	4.314.830	12.204.199	1.188.414	4.580.993
7318110000	Threaded articles for coach screws	748	137.378	7.678	185.518
7318121000	Other wood screws with an external diameter not exceeding 16 mm	6.640	60.943	17.772	171.191
7318129000	Other wood screws	58.010	470.852	238.760	2.208.537
7318131000	Screw hooks and screw rings with an external diameter not exceeding 16mm	598	5.105	12.842	44.177
7318139000	Other screw hooks and screw rings	21.252	151.298	72.946	627.832
7318141000	Self tapping screw with an external diameter not exceeding 16 mm	3.708	37.913	33.157	357.472
7318149000	Other self tapping screws	10.354	133.037	112.545	1.027.625
7318151100	Screw metal with/without nuts/washers with an external diameter <=16 mm	165.372	790.057	1.278.990	6.404.274
7318151200	Bolts for metal, with/ without nuts of an external diameter <= 16mm	690.718	4.337.096	4.913.619	21.459.828
7318151900	Oth screws & bolts whether/not without -their nut/washers with an ext'l diameter >16mm	165.869	581.668	313.352	2.065.489
7318159100	Other screws for metal with or without nuts or washers	36.466	476.238	653.680	2.062.577
7318159200	Other bolts for metal, with or without nuts	289.599	1.454.219	1.454.156	5.784.936
7318159900	Other screws and bolts whether or not with their nut or washers	175.783	1.413.244	715.036	6.974.214
7318161000	Nuts with an external diameter not exceeding 16 mm	110.768	625.206	722.152	3.995.921
7318169000	Other nuts	396.792	4.643.254	2.278.804	15.558.285
7318191000	Other threaded articles of an external diameter not exceeding 16 mm	9.206	112.453	119.483	839.788
7318199000	Other threaded articles of iron and steel	312.733	870.131	746.363	3.165.432
7318211000	Non threaded artic. for spring washers & oth lock washers with an ext'nal d<16mm	3.075	31.541	13.239	167.817
7318219000	Other spring washers and other lock washers	60.050	266.930	441.316	2.705.778
7318221000	Other washers with an external diameter not exceeding 16 mm	21.542	257.369	288.879	2.500.429
7318229000	Other washers	272.764	858.600	1.772.787	7.785.898
7318231000	Rivet with an external diameter not exceeding 16 mm	5.513	58.950	63.936	459.602
7318239000	Other rivets	9.145	65.607	97.540	694.542
7318241000	Cotters & cotters pins with an external diameter not exceeding 16 mm	15.567	214.193	232.054	1.158.269
7318249000	Other cotters and cotter pins	41.285	239.733	596.356	3.297.494
7318291000	Oth non threaded articles with an external diameter <= 16 mm	16.976	143.954	401.330	2.036.134
7318299000	Other non threaded articles	852.904	2.769.937	2.795.036	15.847.826
7319200000	Safety pins	51.403	96.697	67.112	204.429
7319300000	Other pins	137.523	701.888	1.135.481	5.695.975
7319900000	Oth similar articles for use in hand, of iron or steel	57.017	230.657	187.946	1.174.377
7320101000	Leaf springs and leaves for motor vehicles	33.854	242.722	203.197	1.079.979
7320109000	Other leaf springs and leaves	25.110	149.785	365.348	2.361.767
7320201000	Helical springs for motor vehicles	150.375	446.945	1.139.732	3.533.835
7320209010	Other Helical springs for motor vehicles For motor vehicles or earth moving	67.497	201.759	691.279	2.293.004
7320209090	Other Helical springs for motor vehicles	31.024	246.208	445.094	2.154.728
7320901000	Other springs and leaves for motor vehicles	58.312	252.430	510.136	2.950.801
7320909000	Other springs and leaves	97.868	503.866	523.350	3.729.092
7321110000	Cooking appliances and plate warmers For gas fuel or for both gas and other	63.445	290.380	253.904	1.099.439
7321120000	Cooking appliances and plate warmers with liquid fuel	14.360	63.225	58.346	181.182
7321190000	Other Cooking appliances & plate warmers including appliances for solid fuel	10.985	25.099	37.855	92.583
7321810000	Other appliances with gas fuel or for both gas and other fuels	2.496	19.890	4.489	39.861
7321820000	Other appliances with liquid fuel	0	12.624	0	31.370
7321890000	Other appliances with solid fuel	7	7.837	48	14.847
7321901000	Oth cooking appliances & plate warmers Of burner for kerosene stoves	21.546	95.646	23.081	261.813
7321909000	Other Cooking appliances and plate warmers	1.267.812	5.523.184	2.681.519	11.892.505
7322110000	Radiators and parts of cast iron	34.695	38.972	450.000	464.664
7322190000	Other parts of radiators	38.195	186.802	448.462	2.172.923
7322900000	Other radiators for central heating	52.089	413.093	374.867	4.410.808

**I.3. IMPOR MENURUT KOMODITI / IMPORT BY HS COMMODITY**  
**\*\*\* JUNI / JUNE 2009 \*\*\***

H S	Uraian Komoditi Commodity Description	Berat Bersih / Net Weight (Kg)		Nilai / Value C.I.F (US\$)	
		Bulan ini Current Month	Kumulatif Cum.Jan. to date	Bulan ini Current Month	Kumulatif Cum.Jan. to date
7323100000	Iron/steel wool; pot scourers&scouringor polishing pads, gloves and the like	85.078	412.044	114.374	517.759
7323911000	Kitchenware of cast iron ,not enamelled	96.582	307.795	262.187	726.629
7323919000	Household articles of cast ironnot enamelled	53.281	492.176	88.550	1.350.210
7323920000	Household articles of cast iron,enamelled	50.463	92.918	70.427	211.584
7323931000	Kitchenware of stainless steel	379.041	1.473.558	855.808	3.776.243
7323939000	Other household articlesof stainless steel	148.779	697.260	504.142	1.550.120
7323940000	Household of iron(oth. than cast iron)or steel, enamelled	147.047	642.727	228.186	852.734
7323991000	Other kitchenware	174.057	755.624	267.240	1.285.599
7323999000	Other household articlesof iron or steel	71.970	490.653	271.579	1.393.826
7324100000	Sinks and wash basins,of stainless steel	169.064	706.814	146.121	1.415.888
7324210000	Bath of cast iron, whetheror not enamelled	5.832	20.000	25.669	79.858
7324290000	Bath of stainless steel	1.412	109.819	15.815	489.346
7324901000	Sanitary ware for flushing waterclosets or urinals (fixed type)	7.411	23.556	18.954	54.262
7324902000	Sanitary ware of bedpans,urinals( portable type ) and chamber pots	10	471	20	854
7324909000	Other sanitary ware	92.131	556.599	277.246	1.226.765
7325101000	Other cast articles of non malleablecast iron by latex spouts & latex cups	22.904	23.060	73.334	75.461
7325109000	Other cast articles ofnon malleable cast iron	53.501	525.885	182.044	1.883.703
7325910000	Grinding balls and similar articlesfor mills	2.578.763	9.726.174	2.592.761	9.108.632
7325991000	Other cast articles of malleable castiron by latex spouts and latex cups	0	24.072	0	12.021
7325999000	Other cast articles ofmalleable cast iron	334.548	794.195	2.017.222	3.357.774
7326110000	Grinding balls&similar artic.for millsforged/stamped but not further works	4.952.631	17.536.306	6.262.515	22.093.512
7326190000	Other articles or iron or steelbut not forged or stamped	290.406	1.477.501	971.751	6.468.194
7326202000	Articles of iron or steel wirefor rat traps	118	1.971	2.389	9.428
7326205000	Articles of iron or steel wireWire poultry cages and the like	44.954	205.119	61.804	291.018
7326209000	Other articles of non ironor steel wire	123.106	1.389.229	458.646	2.881.777
7326901000	Ships' rudders not forged or stamped	22.257	354.107	133.840	2.883.301
7326903000	Stainless stl shield&clamp assembly wthrub.sl for hubless cast ir&pipes fit.	75.252	579.635	508.757	3.051.167
7326904000	Latex spouts and latex cupsbut not forged or stamped	0	99	0	1.831
7326905000	Rat traps but not forged or stamped	306	6.099	373	46.330
7326907000	Stainless steel shield, clamp assemblyHorsesshoes; riding boot spurs	12.267	23.602	137.446	404.016
7326909000	Other articles not forged or steamed	3.681.618	18.141.856	10.781.276	61.378.196
7401000000	Copper mattes, cement copper(precipitated)	0	4.585	0	25.481
7402000000	Unrefined copper,copper anodes for elec-trolytic refining.	1.482	6.032	7.143	71.037
7403110000	Refined copper for cathodes andsections of cathodes	209.370	14.361.835	971.818	56.589.570
7403120000	Refined copper for wire-bars	19.533	21.745	22.792	45.413
7403130000	Refined cooper for billets	544.410	544.459	201.432	201.505
7403190000	Other refined copper, unwrought	33.049	158.898	180.808	579.472
7403210000	Copper alloys for copper-zinc basealloys (brass)	211.623	1.207.173	1.286.484	7.036.884
7403220000	Copper alloys for copper-tin basealloys (bronze)	13.206	132.277	24.584	712.387
7403290000	Copper alloys for oth copper alloys(oth than master alloys of head.74.05)	61.979	168.372	276.949	1.199.561
7404000000	Copper waste and scrap.	353.139	1.294.636	1.201.909	2.934.860
7405000000	Master alloys of copper.	4.644	7.270	21.100	73.256
7406100000	Powders of non-lamellar structure	15.393	124.582	128.276	1.029.914
7406200000	Powders of lamellar structure; flakes	30.231	154.556	302.529	1.453.038
7407103000	Profiles of refined copper	42.300	91.382	209.818	437.195
7407109000	Other Profiles of refined copper	98.298	830.783	425.559	3.993.065
7407210000	Profiles of refined copperOf copper-zinc base alloys (brass)	393.763	1.939.326	1.563.234	6.343.606
7407290000	Other of copper alloys	42.678	382.712	856.634	4.584.804
7408110000	Copper wire.Of which the maximum cross-sectional	148.058	2.249.412	766.727	8.841.462
7408190000	Other wire of refined copper	583.071	3.470.772	1.877.548	10.954.633
7408210000	Copper wire of copper alloys withcopper zinc base alloys (brass)	160.798	837.769	718.878	4.256.530
7408220000	Copper wire of copper alloys w copper-nick bs alloys/c-nickel-zinc bs alloys	617	36.295	11.304	340.307
7408290000	Other copper alloys for copper wire	16.900	163.822	131.501	1.103.253
7409110000	Copper plates, sheets and strips, of refined copper in coils	75.732	990.785	385.630	5.492.919
7409190000	Copper plates, sheets and strips, of refined copper, not in coils	175.114	723.552	723.583	4.173.726
7409210000	Copper plates, sheets,strips, of copperzinc base alloys (brass), in coils	148.122	1.011.204	767.715	5.851.736
7409290000	Copper plates, sheets,strips, of copperzinc base alloys (brass), not in coils	73.074	693.665	296.967	2.780.250
7409310000	Copper plates, sheets,strips, of coppertin base alloys (brass), in coils	156.148	469.572	933.231	2.846.839
7409390000	Copper plates, sheets,strips, of coppertin base alloys (brass), not in coils	33.869	104.813	175.659	469.256
7409400000	Copper-nickel base alloy (cupro-nickel),copper-nickel-zinc base alloys unrefined	3.152	66.861	26.540	816.942
7409900000	Other copper alloys, unrefined	9.352	28.691	58.632	157.198
7410110000	Copper foil, refined, thickness < 0.15mm, not backed	33.208	216.622	181.931	1.221.041
7410120000	Copper alloys, refined, thickness< 0.15 mm, not backed	19.237	100.067	103.856	479.755
7410210010	Reinforced sheets/plates of polyamide,of refined copper, backed	256.215	593.083	1.029.008	2.475.411
7410210020	Reinforced sheets/plates of polyamide,Copper clad laminate for PCBs	327.818	2.121.897	1.401.544	9.104.146
7410210090	Reinforced sheets/plates of polyamide,Copper clad laminate not for PCBs	63.036	225.620	293.559	1.096.452
7410220000	Reinforced sheets/plates of polyamide,Of copper alloys, unrefined	18.982	104.051	111.213	548.852
7411100000	Copper tubes & pipes of refined copper	275.433	1.263.432	1.212.744	5.779.984
7411210000	Copper tubes & pipes of copper alloyswith copper-zinc base alloys (brass)	65.629	429.852	300.595	2.254.357
7411220000	Copper tubes & pipes of copper alloyswith cupro-nickel or nickel silver	723	32.671	19.428	417.870
7411290000	Other copper tubes and pipes	187.617	1.035.991	1.039.672	4.985.108
7412100000	Copper tube or pipe fitting ofrefined copper	1.432	18.057	20.316	126.364
7412201000	Copper tube or pipe fitting ofcopper-zinc base alloys (brass)	34.622	124.123	223.229	716.172

**I.3. IMPOR MENURUT KOMODITI / IMPORT BY HS COMMODITY**  
**\*\*\* JUNI / JUNE 2009 \*\*\***

H S	Uraian Komoditi Commodity Description	Berat Bersih / Net Weight (Kg)		Nilai / Value C.I.F (US\$)	
		Bulan ini Current Month	Kumulatif Cum.Jan. to date	Bulan ini Current Month	Kumulatif Cum.Jan. to date
7412209000	Copper alloys, not brass, refined	123.522	522.755	517.163	2.130.081
7413000000	Stranded wire,cable,plaited bands,of copper, not electrically insulated.	52.399	361.672	221.858	1.006.463
7415101000	Nails&tacks(incl.drwing pins)of copperiron or steel with head of copper	4.461	195.347	32.280	240.994
7415102000	Staples and similar articles of copper	3.649	6.713	6.010	12.187
7415109000	Tacks, drawing pins, & similar articles	65.840	396.978	181.120	1.351.303
7415210000	Washers (including spring washers)but not threaded	6.640	97.329	44.731	483.609
7415290000	Other articles of copper, not threaded	7.596	71.560	60.067	395.155
7415331000	Screws	33.396	130.460	137.767	813.229
7415332000	Bolts and nuts	30.134	257.781	193.156	1.053.612
7415390000	Other articles of copper, threaded	31.080	245.475	159.132	912.286
7418110000	Pot scourers and scouring or polishingpads, gloves and the like	18	1.248	583	4.260
7418190000	Other Pot scourers & scouring/polishing	3.109	67.888	7.374	63.891
7418200000	Sanitary ware and parts thereof	3.690	36.664	11.503	203.462
7419100000	Chain and parts thereof of copper	66	19.942	1.151	42.811
7419910010	Fittings for fire hoses, of copper	1.082	23.170	37.668	194.067
7419910020	Reservoirs, tanks, vats and similarof copper	18.237	36.776	41.459	170.273
7419910030	Electroplating anodes,machine beltfor ships or other vessel	7.045	110.882	41.462	400.188
7419910090	Oth table, kichen,cast, moulded, stamped/forged but not further worked	11.577	88.205	106.009	532.455
7419991000	Electroplating anodes,machine beltfastener,fitting for ships,fire hoses	114.830	340.035	521.315	1.260.637
7419992000	Similar containers not fitted withmech./ternal equip. of a cap.of <=300l	3.531	13.284	35.296	191.350
7419993100	Grill and netting of copper wirefor machinery	2.114	10.147	69.541	287.023
7419993910	Grill and netting of copper wireCloth suitable for making mosquito nets	0	1.262	0	7.201
7419993990	Other grill and netting of copper wire	627	4.750	9.085	65.112
7419994000	Other grill and netting of copper wireSprings	3.273	19.202	38.322	265.376
7419995000	Other grill and netting of copper wireCigarette cases or boxes and similar	0	521	0	1.781
7419999000	Other articles of non copper	7.761	86.123	165.247	612.808
7501100000	Nickel mattes	1	125	1	1.295
7501200000	Nickel oxide sinters&oth intermediateproduct of nickel metallurgy	469	1.257	1.161	3.870
7502100000	Nickel, not alloyed	23.982	257.059	225.663	2.332.810
7502200000	Nickel alloys	0	1	0	9
7504000000	Nickel powders and flakes.	3.255	16.211	85.024	308.840
7505110000	Bars, rods and profiles of nickel,not alloyed	2.682	8.411	55.355	117.295
7505120000	Bars, rods & profiles of nickel alloys	3.942	6.929	74.117	214.242
7505210000	Wire of nickel, not alloyed	9.293	34.840	97.383	469.368
7505220000	Wire of nickel alloys	17.923	63.918	221.817	967.301
7506100000	Nickel plates, sheets, strip&foil ofnickel, not alloyed	265	5.770	30.676	260.630
7506200000	Nickel plates, sheets, strip and foilof nickel alloys	17.815	127.821	400.969	1.513.759
7507110000	Tubes and pipes of nickel, not alloyed	194	4.221	996	158.785
7507120000	Tubes and pipes of nickel alloys	2.331	15.410	106.492	372.951
7507200000	Tube or pipe fittings	1.255	97.108	29.673	412.016
7508100000	Cloth, grill and netting,of nickel wire	1	4.214	1	23.245
7508903000	Bolts and nuts of non nickel	19.146	98.128	46.273	159.964
7508904000	Other articles suitable for usein building of non nickel	207	449	2.335	4.537
7508909010	Electro-plating anodes,wrought or un-wrought, including those produced by	34.082	100.083	86.830	382.058
7508909020	Screens for printing machines	3.395	24.566	6.924	448.327
7508909090	Other Nickel tubes, pipes, tube, pipefittings	4.683	19.982	339.660	1.463.246
7601100000	Aluminium, not alloyed	13.673.902	45.149.129	20.907.942	73.671.617
7601200000	Aluminium alloys	9.069.185	43.146.484	14.787.020	74.576.428
7602000000	Aluminium waste and scrap.	3.073.872	10.262.126	3.516.014	10.945.126
7603100000	Aluminium powders of non-lamellarstructure	156.545	321.247	385.390	869.016
7603200010	Aluminium powders and flakes of flakes	1.802	42.907	4.681	45.044
7603200020	Aluminium powders and flakes,powderof lamellar structure	1.086	94.518	16.763	439.215
7604101000	Bars and rods of aluminium not alloyed	20.950	115.211	51.796	321.210
7604109010	Profiles suitable for use as heat sinkwith cross-sect.dimention < 17,5x17,5 cm	1	4.270	82	64.952
7604109090	Oth profiles suitable for use as heatsink	261.699	438.744	641.502	1.184.279
7604211000	Perforated tube profile for evaporatorcoils of mtr veh. ac mach.of alum.ally	44.790	100.758	81.627	294.790
7604219000	Oth hollow profiles of aluminium alloys	276.677	1.202.639	1.304.773	5.588.706
7604291010	Extruded bars and rods not surfacetreated	14.006	94.674	67.508	343.240
7604291020	Extruded bars and rods surfacetreated	5.116	22.533	13.724	67.552
7604293000	Y-shaped profiles for zip fasteners,in coils of non aluminium alloys	1.745	20.513	23.501	217.897
7604299000	Other bars, rods and profiles ofnon aluminium alloys	538.485	1.932.282	1.829.948	4.665.235
7605110000	Alum. wire of aluminium not alloyedwhich the max.cross-sect'l dim.exceeds	6.610	23.244	44.750	153.148
7605191000	Aluminium wire of non aluminium notalloyed with a diameter < 0.0508 mm	523	2.971	9.715	53.498
7605199000	Other aluminium wire of non aluminiumnot alloyed	81.215	222.060	284.796	808.555
7605210000	Alum. wire of aluminium alloys whichthe max.cross-sect'l dimension > 7 mm	2.983	12.388	9.753	42.238
7605291000	Aluminium wire of non aluminium alloywith a diameter not exceeding 0.254mm	1.326	21.220	27.933	187.688
7605299000	Other aluminium wire of non aluminiumalloys	29.727	258.876	111.742	930.488
7606110010	Aluminium plates,sheets&strip of plain figured by rolling of thick.>0.2mm	34.606	186.347	87.538	656.796
7606110090	Oth aluminium plates,sheets&strip ofplain/figured by rolling of thick.>0.2mm	215.536	1.036.241	787.499	4.494.834
7606121010	Can stock (alloy 3004,3104 or 5182, ofthickness > 0,25 mm, in coil	49.577	216.563	206.179	1.097.339
7606121090	Oth.Can stock (alloy 3004,3104, 5182,of thickness > 0,25 mm, in coil	158.515	319.441	1.792.534	2.665.741
7606123100	Sheets o alum. rigid cont.sheets alloy5182,5082,hardnessH19<1,000mm in width	97.445	441.355	348.797	1.849.984
7606123910	Other aluminium sheet/coilnot exceeding 1,000 mm in width	809.022	3.149.562	1.890.311	8.546.229

**I.3. IMPOR MENURUT KOMODITI / IMPORT BY HS COMMODITY**  
**\*\*\* JUNI / JUNE 2009 \*\*\***

H S	Uraian Komoditi Commodity Description	Berat Bersih / Net Weight (Kg)		Nilai / Value C.I.F (US\$)	
		Bulan ini Current Month	Kumulatif Cum.Jan. to date	Bulan ini Current Month	Kumulatif Cum.Jan. to date
7606123920	Other aluminium sheet / coil exceeding 1,000 mm in width	1.829.351	11.547.273	3.652.509	26.509.743
7606123930	Aluminium Litho Grade sheet/coil alloy ha 1052 hardness temper h19 and alloy	51	20.476	364	48.680
7606123990	Other aluminum sheet	258.005	1.847.831	965.115	7.170.113
7606124000	Oth, plain/figured by roll./press. but not surface treated of non alum. alloys	166.249	682.205	513.030	1.890.987
7606129000	Other aluminium plate rectangular of aluminium alloys	215.544	1.382.237	532.602	4.564.023
7606912000	Oth alum. not alloyed, plain/figured by rolling/pressing b not surface treated	16.170	23.483	32.887	59.153
7606919000	Oth aluminium plate, not rectangular of aluminium, not alloyed	16.097	59.778	62.660	829.803
7606923010	Venetian blind slat, whether or not rolled or cut, in width $\phi$ 1,000 mm	97	39.005	292	75.096
7606923020	Sheet or coil of alum. rigid containersheet alloy 5182,5082,hardness h19	51.814	240.679	312.148	915.977
7606923090	Oth.than Sheet/coil of aluminium rigid container sheet alloy 5182,5082,hard h19	104.943	847.170	199.674	795.360
7606929010	Oth venetian blind slat, whether or not rolled or cut, in width $\phi$ 1,000 mm	7	11.565	161	56.210
7606929020	Oth.sheet/coil of alum.rigid containersheet alloy 5182,5082,hardness h19	0	39	0	1.655
7606929090	Other aluminium alloys	91.397	541.033	164.464	1.008.849
7607110000	Aluminium foil not backed, rolled but not further worked	605.161	2.619.478	2.024.316	9.725.100
7607191000	Foil of aluminium alloy A1075 or A3903 not back, oth than rolled but not worked	13.718	284.563	127.579	1.866.394
7607199000	Oth than foil aluminium alloy A1075/a3903 not back, oth than roll but not work	344.382	886.720	2.505.053	8.444.612
7607204000	Aluminium foil backed for imitation gold or silver	78	61.974	354	195.782
7607209010	Aluminium foil laquer coated (white or of thickness >0,05 mm or < 0,15 mm	62.635	490.086	248.667	2.106.786
7607209090	Oth.aluminium foil, backed, thickness $\leq$ 0.2 mm	151.535	582.920	954.463	4.590.726
7608100000	Aluminium tubes and pipes of aluminium, not alloyed	45.630	304.211	261.553	1.202.519
7608200000	Aluminium tubes and pipes of aluminium alloys	58.028	313.617	307.162	1.570.231
7609000000	Aluminium tube or pipe fittings (forexample, coupling, elbows, sleeves)	30.358	308.238	278.430	1.770.895
7610100000	Alum. structures for doors, windows & their frames and thresholds for doors	47.105	795.188	372.647	5.792.954
7610901000	Oth alum. structures for bridges and bridge section, towers, lattice masts	110.733	114.583	177.710	191.578
7610909000	Other aluminium structures	161.091	1.187.774	494.949	2.285.114
7611000000	Aluminium reservoirs, tanks, vats and similar containers for any material	10	57.256	1.470	311.874
7612100000	Alum. collapsible tubular containers	12.438	99.668	124.760	918.745
7612901000	Aluminium casks, drums, cans, boxes and seamless containers for fresh milk	1.566	2.657	8.457	15.163
7612909000	Oth.aluminium casks, drums, cans, boxes & containers, for any material	156.986	1.713.074	791.311	6.827.075
7613000000	Aluminium containers for compressed or liquified gas	2.496	28.028	23.413	137.583
7614101100	Cable with steel core of circular cross section not exceeding 500 mm	0	97.829	0	334.595
7614101200	Cable with steel core of circular cross section > 500 mm but < 1,000 mm	0	6	0	42
7614101900	Other cable with steel core	1.438	380.713	3.688	612.150
7614109000	Other stranded wire with steel core	58.724	169.537	221.438	783.210
7614901100	Cable without steel core of circular cross section not exceeding 500 mm	0	5	0	5
7614901900	Other cable without steel core	0	451	0	7.608
7614909000	Other stranded wire without steel core	8.817	51.461	108.559	454.820
7615110000	Pot scourers and scouring or polishing pads, gloves and the like of aluminium	0	2.166	0	3.127
7615190000	Oth table, kitchen/oth household articles & parts thereof of aluminium	126.576	488.514	270.182	943.132
7615201000	Bedpans, urinals (portable type) and chamber	1	2	15	18
7615209000	Other sanitary ware and parts thereof of aluminium	38.259	253.339	135.010	854.809
7616101000	Nails of aluminium	621	59.901	1.069	211.426
7616102000	Staples and hooks of aluminium	18.009	182.774	138.804	750.764
7616109000	Tacks, rivets, cotters, cotter pins and washers of aluminium	65.120	381.344	718.806	4.043.717
7616910000	Other cloth, grill, netting and fencing, of aluminium wire	66.997	243.972	50.755	193.387
7616992000	Ferrules for use in the manufacture of pencils	14.328	41.669	61.022	291.548
7616993000	Alum.slugs, round, of such dim. that the thick's > one tenth of the diameter	89.596	409.542	250.363	1.278.010
7616994000	Bobbins, spools, reels and similar supports for textile yarn	1.739	20.110	2.159	95.851
7616996000	Latex spouts and latex cups	2	2	318	318
7616999010	Venetian blinds	10.340	51.939	290.492	531.289
7616999090	Other articles of aluminium	244.928	1.385.563	1.434.269	7.370.801
7801100000	Refined lead	2.896.587	15.268.282	4.451.438	19.898.129
7801910000	Oth unwrought lead & containing by weight antimony as the principal oth element	1.814.159	9.655.222	2.511.535	12.093.738
7801991000	Oth unwrought lead & containing by weight refined	0	202.106	0	219.143
7801999000	Oth unwrought lead & containing by weight	139	1.200.679	1.054	1.367.079
7804110000	Sheets, strip and foil of a thickness < 0,2 mm	932	2.866	7.834	33.429
7804190010	Lead embossed, cut to shape, perforated, coated, printed, backed, reinforce material	3.059	42.901	68.428	358.810
7804190090	Oth.lead plates, sheets, strip and foil, lead	21.404	36.158	136.044	328.560
7804200000	Powders and flakes	0	29.089	0	10.577
7806002000	Other articles of lead, bars, rods, profiles and wire	4.154	22.385	46.013	340.035
7806003000	Other articles of lead, tubes, pipes and tube or pipe fittings (for	2.044	12.230	4.094	55.738
7806009010	Lead wool, washers, electro-plating anodes	21	19.692	39	164.087
7806009090	Other articles of lead	10.935	44.334	77.673	401.654
7901110000	Zinc not alloyed containing by weight 99.99% or more of zinc	4.996.457	23.631.784	7.588.443	31.304.253
7901120000	Zinc not alloyed containing by weight < 99.99% of zinc	2.721.922	13.874.628	4.323.347	20.559.806
7901200000	Zinc alloys	1.967.963	7.202.371	3.261.654	10.986.470
7902000000	Zinc waste and scrap.	0	3	0	44
7903100000	Zinc dust	36.856	724.588	88.556	1.616.280
7903900000	Zinc powders and flakes	130.305	593.819	394.257	1.702.971
7904000010	Zinc wire, bars, rods, not surface treated	26.356	126.778	114.906	363.071
7904000090	Zinc profiles	12.978	2.244.574	39.753	670.874
7905001010	Zinc plates, sheets, strip not surface treated	155.989	912.211	160.006	1.045.867
7905001020	Zinc plates, sheets, strip surface treated	21.234	234.815	49.599	287.208

**I.3. IMPOR MENURUT KOMODITI / IMPORT BY HS COMMODITY**  
**\*\*\* JUNI / JUNE 2009 \*\*\***

H S	Uraian Komoditi Commodity Description	Berat Bersih / Net Weight (Kg)		Nilai / Value C.I.F (US\$)	
		Bulan ini Current Month	Kumulatif Cum.Jan. to date	Bulan ini Current Month	Kumulatif Cum.Jan. to date
7905002010	Zinc foil not surface treated	15.047	277.954	13.532	241.147
7905002090	Zinc foil Surface treated	638	81.171	2.236	215.557
7907003000	Gutters, roof capping, skylight frames& oth fabricated building components	67.522	627.639	38.280	535.473
7907004000	Zinc tubes, pipes,tube, pipe fittings(cuoplings, elbows, sleeves)	20.400	46.513	10.504	43.585
7907009010	Electro-plating anodes; stencil plates	67.637	246.130	89.715	507.055
7907009020	Domestic articles and parts thereof	0	19.436	0	36.008
7907009090	Oth articles of zinc oth than domestic	448.682	1.729.688	798.097	3.299.749
8001100000	Tin, not alloyed	477	21.357	8.406	133.911
8001200000	Tin alloys	1.544	8.959	15.751	123.764
8002000000	Tin waste and scrap.	0	14.430	0	150.369
8003000000	Tin bars, rods, profiles and wire.	32.031	161.885	640.007	3.314.808
8007002000	Other articles of tin, sheets and strip,Plates, thickness > 0,2mm	95.811	243.586	160.851	451.061
8007003000	Tin-foil (whether or not printed or backper),thick < 0,2 mm,powder & flakes	18	3.698	1.058	26.134
8007004000	Tin-Tubbes, pipes and tube or pipe fitti(for example, couplings, elbows, sleeves	67	802	221	5.125
8007009010	article of tin, Collapsible tubes fordentifrices, colours, and the like,	144	2.143	3.091	39.464
8007009090	Other articles of tin	18.214	614.960	82.449	688.363
8101100000	Tungsten (wolfram) powders	4.730	18.355	66.637	261.923
8101940000	Unwrought tungsten, including barsand rods obtained simply by sintering	0	3.225	0	10.647
8101960000	Tungsten wire	960	6.188	39.612	165.993
8101990010	Tungsten bar&rods,oth than those obtainepl by sintering,profiles, sheet, strip	3.153	17.733	124.665	784.936
8101990090	Other tungsten (wolfram)	2.062	37.507	78.515	875.876
8102100000	Molybdenum powders	0	119	0	10.081
8102940000	Unwrought molybdenum, including barsand rods obtained simply by sintering	0	1	0	16
8102950000	Molybdenum bar&rods,o.than those obt'dsimp. by sintering,profiles,strip&foil	12.000	12.230	278.400	279.281
8102960000	Molybdenum wire	591	5.089	83.189	319.403
8102990000	Other molybdenum	296	379	1.172	1.433
8103200000	Unwrought tantalum, including bars androds obt'd simp.by sintering; powders	3.103	6.330	863.162	1.924.607
8103900000	Other tantalum	200	201	3.600	4.215
8104110000	Unwrought magnesium containingat least 99.8 % by weight of magnesium	33.089	241.576	87.659	645.359
8104190000	Other unwrought magnesium	220	41.124	1.379	99.904
8104300000	Magnesium raspings,turnings &granules,graded according to size; powders	15.550	37.890	106.896	331.626
8104900000	Other magnesium	2	6.252	125	23.956
8105201000	Unwrought cobalt	0	10.104	0	67.221
8105209000	Mattes cobalt; cobalt powders	146	273	1.752	13.260
8105900000	Other cobalt mattes	181	961	18.354	263.301
8106009000	Other bismut	6.430	7.508	28.663	48.044
8107200000	Unwrought cadmium, powders	3	4	239	290
8107900000	Other cadmium	0	43	0	710
8108200000	Unwrought titanium; powders	132	217	445	3.114
8108900000	Other titanium	29.654	395.379	564.167	6.490.474
8109200000	Unwrought zirconium; powders	823	5.610	4.263	31.234
8109900000	Other zirconium	3.743	22.732	18.178	95.238
8110100000	Unwrought antimony; powders	6.256	51.581	33.906	237.423
8110900000	Other antimony	4	19.894	18	88.529
8111000000	Manganese and articles thereof, includewaste and scrap.	0	8.233	0	23.410
8112190000	Other beryllium	345	1.543	10.891	31.605
8112210000	Unwrought chromium; powders	3.017	6.757	39.600	93.214
8112990000	Other thallium	66.084	152.783	317.591	558.979
8113000000	Cermets and articles thereof,including waste	0	1	0	183
8201100000	Spades and shovels	27.220	45.294	18.485	53.431
8201200000	Forks	199	199	3.064	3.064
8201301000	Hoes (mamooties) and rakes	46	211	92	1.649
8201309000	Mattocks and picks	1.662	2.184	989	9.001
8201400000	Axes, bill hooks and similar hewing tool	1.137	1.468	697	1.615
8201500000	Secateurs & similar one-handed prunersand shears (including poultry shears)	4.977	45.702	11.732	84.578
8201600000	Hedge shears,two-handed pruning shearsand similar two handed shears	0	82	0	79
8201900000	Other hand tools of a kind used inagriculture, horticulture or forestry	668	1.784	575	5.286
8202100000	Hand saws	145.620	486.782	267.452	630.933
8202200000	Band saw blades	108.469	255.431	280.449	1.212.588
8202310000	Circular saw blades with working partof steel	4.176	31.460	28.017	158.047
8202390000	Other circular saw blades,including parts	46.114	215.328	63.740	579.059
8202400000	Chain saw blades	62.620	108.253	87.743	167.737
8202910000	Straight saw blades for working metal	1.898	31.577	8.174	57.698
8202991000	Straight saw blades	3.461	9.946	27.550	60.366
8202999000	Other saw blades	67.271	391.819	454.940	1.984.450
8203100000	Files, rasps and similar tools	45.239	150.823	66.213	293.344
8203200000	Pliers (including cutting pliers),pincers, tweezers and similar tools	225.990	996.979	396.086	1.757.972
8203300000	Metal cutting shears and similar tools	45.643	285.685	630.434	1.316.411
8203400000	Pipe-cutters, bolt croppers,perforating punches, and similar tools	26.154	184.511	102.411	946.779
8204110000	Hand operated spanners and wrencheson - adjustable	218.711	1.152.893	539.004	2.807.185
8204120000	Hand operated spanners and wrenchesadjustable	253.599	1.038.659	750.178	2.075.929
8204200000	Interchangeable spanner sockets,with or without handles	96.066	363.405	193.864	1.134.546
8205100000	Drilling, threading or tapping tools	62.687	307.617	181.667	1.191.455

**I.3. IMPOR MENURUT KOMODITI / IMPORT BY HS COMMODITY**  
**\*\*\* JUNI / JUNE 2009 \*\*\***

H S	Uraian Komoditi Commodity Description	Berat Bersih / Net Weight (Kg)		Nilai / Value C.I.F (US\$)	
		Bulan ini Current Month	Kumulatif Cum.Jan. to date	Bulan ini Current Month	Kumulatif Cum.Jan. to date
8205200000	Hammers and sledge hammers	447.805	2.012.214	404.167	2.471.440
8205300000	Planes, chisels, gouges and similar cutting	101.744	631.591	172.311	978.830
8205400000	Screwdrivers	134.918	526.302	254.332	992.973
8205511000	Flat irons	1	390	25	12.125
8205519000	Other household tools	19.348	107.698	55.917	432.865
8205590000	Other hand tools, oth than household tools	116.817	955.750	400.311	2.736.161
8205600000	Blow lamps	6.656	17.571	21.466	40.583
8205700000	Vices, clamps and the like	80.505	907.503	216.828	2.460.406
8205800000	Anvils; portable forges; hand-/pedal-op'ted grinding wheels with frameworks	21.948	44.991	30.383	259.818
8205900000	Sets of articles of two or more of the foregoing subheadings	71.519	293.178	253.896	1.545.538
8206000000	Tools of two/more of the headings 82.02 to 82.05 put up in sets for retail sale	92.925	540.996	365.492	2.664.290
8207130000	Rock drilling or earth boring tools with working part of cermet	5.586	32.776	249.414	631.116
8207190000	Other rock drilling or earth boring tools, including parts	38.725	731.914	1.335.109	22.768.353
8207200000	Dies for drawing or extruding metal	9.565	462.410	606.157	7.703.936
8207300000	Tools for pressing, stamping or punching	91.671	484.727	1.061.579	7.945.494
8207400000	Tools for tapping or threading	6.909	116.227	162.409	1.545.386
8207500000	Tools for drilling, other than for rock drilling	51.221	362.402	476.172	5.331.266
8207600000	Tools for boring or broaching	3.779	41.821	172.730	1.251.383
8207700000	Tools for milling	8.659	49.529	201.560	1.369.004
8207800000	Tools for turning	18.227	72.139	323.900	1.872.792
8207900000	Other interchangeable tools	54.111	268.302	1.164.839	5.956.138
8208100000	Knives and cutting blades for metal working	11.399	80.112	367.050	1.645.882
8208200000	Knives and cutting blades for wood working	46.632	293.115	292.821	1.547.119
8208300000	Knives & cutting blades for kitchen appliances/for mach. used by the food industry	1.073	15.158	14.548	141.187
8208400000	Knives & cutting blades for agricultural, horticultural or forestry machines	2.368	55.363	7.990	202.724
8208900000	Other knives and cutting blades	114.525	726.592	952.641	6.232.153
8209000000	Plates, sticks, tips and the like for tools,	29.094	99.277	643.272	2.778.137
8210000000	Hand-operated mechanical appliances, weighing	39.939	319.547	45.594	342.562
8211100000	Knives with cutting blades, serrated or not and sets of assorted articles	41.086	64.415	64.084	107.646
8211910000	Table knives having fixed blades	3.383	82.606	8.819	270.379
8211925010	knives, fix blades, handle of base metal for agricultural, horticultural/forestry	7	1.214	144	8.902
8211925090	knives, fix blades, handle oth than metal for agricultural, horticultural/forestry	227	18.360	554	14.432
8211929010	Flick or spring knives; hunting, diving and scouts knives, penknives; blades > 15 cm	519	4.152	768	23.547
8211929020	Other knives having fixed blades with handle of base metal	22	2.417	22	14.589
8211929090	Other knives having fixed blades with handle oth than base metal	6.677	36.409	6.790	115.225
8211932010	Knives, oth than fixed blades, with handle base metal, for agricultural, forestry	0	489	0	3.276
8211932090	Knives, oth than fixed blades, handle oth than metal, for agricultural, forestry	17	8.915	237	16.964
8211939010	Knives having other than fixed blades with handle of base metal	80	354	835	8.325
8211939090	Knives having other than fixed blades, with handle oth than base metal	5.150	30.835	23.783	176.053
8211940000	Blades with handle of base metal	37.666	127.390	62.355	326.122
8211950000	Knives with handles of base metal	6.796	21.559	56.511	108.120
8212100000	Razors	5.291	114.375	30.876	560.499
8212201000	Safety razor blades with double-edged razor blades	28.652	353.263	454.054	4.730.074
8212209000	Other razors and razor blades	45.934	231.282	131.945	483.174
8212900000	Other parts of razors and razor blade	15	1.450	232	72.852
8213000000	Scissors, tailors' shears and similar shears,	101.317	377.150	152.347	663.784
8214100000	Ppr knives, litr openers, erasing knives, pencil sharpeners and blades therefor	60.423	434.328	106.010	874.142
8214200000	Manicure or pedicure sets and instruments	40.545	217.685	58.977	420.325
8214900000	Other articles of cutlery	55.690	334.496	83.015	841.659
8215100000	Spoons, forks, ladles, skimmer, cake serv. & fish knives sets of assorted articles	41.541	103.680	38.658	149.342
8215200000	Similar kitchen and tableware, other sets of assorted articles	11.879	162.045	49.421	315.567
8215910000	Similar kitchen and tableware plated with precious metal	1	1.855	14	22.550
8215990000	Other similar kitchen and tableware	236.567	967.740	364.445	1.794.208
8301100000	Padlocks	197.098	1.116.658	346.327	1.645.330
8301200000	Locks of a kind used for motor vehicles	87.676	537.988	1.035.566	5.730.265
8301300000	Locks of a kind used for furniture	316.717	1.389.461	341.722	1.602.598
8301400000	Other locks	696.008	2.761.926	886.709	4.705.146
8301500000	Clasps and frames with clasps, incorporating locks	20.520	76.496	206.537	628.972
8301600000	Parts of padlocks and lock	356.521	1.342.669	1.696.233	7.412.897
8301700000	Keys presented separately	17.513	85.403	44.005	299.302
8302100000	Hinges	883.191	4.301.465	1.067.697	5.842.402
8302200000	Castors	261.405	1.321.047	368.998	1.665.550
8302300000	Oth mountings, fittings and similar articles suitable for motor vehicles	192.524	792.653	1.443.090	5.860.544
8302413010	Hasps; suitable for buildings suitable for building	140.468	790.712	106.525	740.209
8302413090	Bolts, hooks, eyes and staples suitable for building	15.502	310.652	25.043	312.316
8302419000	Other mountings suitable for building	486.523	2.793.535	652.571	3.478.725
8302421000	Bolts and hasps suitable for furniture	12.734	239.628	27.916	392.856
8302429000	Other Mounting; suitable for furniture	1.042.352	4.709.708	1.748.229	8.838.154
8302491000	Mounting of a kind suitable for saddlery	8.318	103.308	39.742	205.209
8302499000	Other mounting; oth than of a kind suitable for saddlery	252.156	1.242.125	454.011	2.235.613
8302500000	Hat-racks, hat-pegs, brackets and similar fixtures	41.303	176.276	71.095	435.300
8302600000	Automatic door closers	41.087	341.648	110.757	673.518
8303000000	Armoured/reinforced safes, strong-boxes and doors and safe deposit lockers	310.061	1.152.270	573.840	2.055.569

**I.3. IMPOR MENURUT KOMODITI / IMPORT BY HS COMMODITY**  
**\*\*\* JUNI / JUNE 2009 \*\*\***

H S	Uraian Komoditi Commodity Description	Berat Bersih / Net Weight (Kg)		Nilai / Value C.I.F (US\$)	
		Bulan ini Current Month	Kumulatif Cum.Jan. to date	Bulan ini Current Month	Kumulatif Cum.Jan. to date
8304001000	Filing cabinets or card-index cabinets	35.354	234.412	50.906	446.562
8304002000	Office or desk equipment of copper or of lead	2.958	6.379	5.294	16.519
8304009000	Other similar office or desk equipment	150.169	914.979	733.239	5.860.390
8305101000	Fittings for double loop wire binders double loop wire binders	40.795	82.396	54.942	138.001
8305109000	Fittings for loose-leaf binders or files other than double loop wire binders	197.881	717.569	245.555	973.789
8305200000	Staples in strips	205.697	812.500	225.611	976.381
8305900000	Letter coners, paper clips, indexing tags office articles	171.081	1.009.184	350.325	2.746.709
8306101000	Bells for cycles	6.398	26.438	7.024	80.934
8306102000	Bells, gongs and the like, of copper	614	1.129	9.616	11.950
8306109000	Bells, gongs and the like, other than of copper	6.107	16.414	15.928	47.597
8306210000	Statuettes and other ornaments plated with precious metal	78	99	2.741	3.172
8306291000	Statuettes and other ornaments, of copper or lead	0	900	0	3.834
8306299000	Statuettes and other ornaments, of other than copper or lead	5.317	24.264	16.528	107.003
8306301000	Photograph, picture or similar frames; mirrors : of copper	0	634	0	7.625
8306309000	Photograph, picture or similar frames; mirrors : of other than copper	20.299	180.408	60.210	415.075
8307100000	Flexible tubing of base metal, with or without fitting of iron or steel	144.352	554.088	1.795.517	4.464.037
8307900000	Flexible tubing of base metal, with or without fitting of other base metal	15.281	155.103	150.519	3.542.034
8308100000	Hooks, eyes & eyelets of base metal of a kind used for clothing, footwear, awnings & handbags	203.105	1.195.693	1.489.013	9.510.012
8308200000	Tubular/bifurcated rivets of base metal of a kind used for clothing, footwear	23.917	94.720	304.994	1.273.415
8308901000	Beads of base metal	18.849	169.643	104.590	1.045.424
8308902000	Spangles of base metal	2.628	61.574	40.212	635.037
8308909000	Other clasps and parts	377.073	1.596.338	1.916.967	7.749.371
8309100000	Crown corks of packing accessories of base metal	43	47.158	2.371	187.421
8309901000	Capsules for bottles of base metal	18.540	62.145	47.558	596.989
8309902000	Top ends of alum. cans of base metal	156.309	1.087.051	850.677	6.272.880
8309903000	Other caps for cans of base metal	122.047	630.461	290.870	1.636.446
8309904000	Bungs for metal drums; bung covers; seals; case corner protectors	11.546	102.058	79.225	372.291
8309905000	Other packing accessories, of aluminium	55.764	276.159	449.710	2.524.495
8309909000	Other packing accessories, of base metal	80.315	384.536	1.075.060	4.536.568
8310000000	Sign, name, address and similar plates, numbers, and other symbols, of base metal	10.189	91.860	104.489	755.450
8311101000	Coated electrodes of base metal, for electric arc-welding : In rolls	493.312	3.487.280	699.122	4.170.791
8311109000	Coated electrodes of base metal, for electric arc-welding. In other than rolls	1.501.258	8.279.438	2.655.919	15.174.510
8311201000	Cored wire of base metal, for electric arc-welding : In rolls	338.064	1.978.982	961.592	4.127.602
8311209000	Cored wire of base metal, for electric arc-welding : In other than rolls	212.147	1.144.354	496.163	2.031.148
8311301000	Coated rods & core wire of base metal for sold, brazing/welding by flame in roll	397.168	2.327.204	873.904	4.295.234
8311309000	Coated rods & core wire, base metal, for sold, brazing/weld by flame in other than roll	107.617	1.176.189	444.169	4.557.792
8311900000	wire and rods, of agglomerated base metal powder, used for metal spraying.	393.554	2.160.850	610.177	3.470.337
8401100000	Nuclear reactors	0	5.538	0	7.529.199
8401200000	Machinery and apparatus for isotopic separation, and parts thereof non-irradiated	0	17.445	0	167.122
8401300000	Fuel elements (cartridges),	5	147	80	17.391
8401400000	Parts of nuclear reactors	0	427	0	94.259
8402111000	Watertube boiler electric with a steam production exceeding 45 tons per hour	209.107	477.385	992.642	2.998.965
8402112000	Watertube boiler not electric with a steam production exceeding 45 tons/hour	190	4.241.329	2.269	18.015.533
8402121100	Watertube boilers electric with a steam prod. <= 45 tons/hours	159.850	1.586.808	259.631	5.221.712
8402121900	Watertube boilers electric with a steam prod < 15 tons/hours	3.573	1.865.587	24.111	3.262.679
8402122100	Watertube boilers not electric with a steam prod. <= 45 tons/hours	240.154	240.154	525.000	525.000
8402122900	Watertube boilers not electric with a steam prod. < 45 tons/hours	383.644	1.708.563	566.398	3.712.531
8402191100	Electric boilers with a steam prod. < 15 tons/hours	0	634.972	0	1.641.523
8402191900	Other vapour electric generating boilers, including hybrid boilers, steam prod <= 15 ton/hours	557	319.173	3.465	1.296.690
8402192100	Other not-elect generating boilers, including hybrid boilers, steam prod > 15 ton/hours	0	11.472	0	38.400
8402192900	Other not-elect generating boilers, including hybrid boilers, steam prod <= 15 ton/hours	8.904	200.132	33.156	472.743
8402201000	Electric super heated water boilers electrically operated	278.453	278.541	2.971.626	2.973.186
8402202000	Electric super heated water boilers not electrically operated	0	1.093.535	0	6.155.816
8402901000	Boiler bodies or shells generating boilers	269.271	1.396.762	3.428.657	7.664.430
8402909000	Other parts of steam or other vapour generating boilers	1.868.333	7.691.044	6.742.179	35.855.446
8403100000	Boilers of central heating other than those of heading 84.02.	411.244	3.570.045	1.222.953	9.615.407
8403901000	Boiler bodies or shells central heating boilers other than those of heading 84.02.	1.715	4.054	24.820	37.904
8403909000	Other part of central heating boilers other than those of heading 84.02.	39.832	1.149.448	271.544	11.225.640
8404101010	Soot remover for use with boilers of heading 84.02	2.160	519.709	21.600	2.220.943
8404101090	Other auxiliary plant for use with boilers of heading 84.02	786.519	29.884.158	2.776.005	103.806.826
8404102000	Other auxiliary plant for use with boilers of heading 84.03	328.414	730.377	701.348	2.628.223
8404200000	Condensers for steam or other vapour power units	11	502.002	14	10.858.173
8404901100	Boiler bodies or shells of goods of subheading 8404.10.10 :	0	648	0	7.697
8404901900	Part other than boiler bodies or shells of goods of subheading 8404.10.10 :	25	68.154	43	955.201
8404902900	Part other than boiler bodies or shells of goods of subheading 8404.10.20 :	22.968	23.001	260.222	263.033
8404909000	Other parts of auxiliary machinery for use with boilers	5.926.873	18.850.301	35.651.252	102.902.416
8405100000	Producer gas/water gas generators, with or without purifiers; acetylene gas	70.850	891.049	915.748	20.904.838
8405900000	Parts of producer gas/water gas generators	51.577	542.365	434.122	3.899.016
8406100000	Turbines for marine propulsion	0	471.876	0	12.713.581
8406810000	Turbines other than marine propulsion of an output exceeding 40 MW	397.195	10.432.819	3.368.414	69.578.596
8406820000	Turbines other than marine propulsion of an output not exceeding 40 MW	938.244	4.957.330	8.812.260	39.372.912
8406900000	Parts of steam turbines and parts	125.437	7.319.016	1.664.345	67.399.869
8407100000	Spark-ignition reciprocating piston engines for aircraft	7.502	94.312	1.570.349	12.557.895

**I.3. IMPOR MENURUT KOMODITI / IMPORT BY HS COMMODITY**  
**\*\*\* JUNI / JUNE 2009 \*\*\***

H S	Uraian Komoditi Commodity Description	Berat Bersih / Net Weight (Kg)		Nilai / Value C.I.F (US\$)	
		Bulan ini Current Month	Kumulatif Cum.Jan. to date	Bulan ini Current Month	Kumulatif Cum.Jan. to date
8407210000	Outboard motors, marine propulsion engines	44.402	347.146	1.093.911	8.939.325
8407291000	Spark-ignition rprctg piston engn foroth marine prop egn, output =< 22.38kw	108.728	315.404	352.384	1.293.338
8407299000	Spark-ignition rprctg piston engn foroth marine prop egn, output >750kw	120.244	259.265	2.923.496	6.678.774
8407310000	Reciprocating piston engine of vichileof chapter 87 ,capacity <=50 cc	0	20.961	0	7.616
8407320000	Reciprocating piston engine of vichileof chapter 87 ,50cc< capacity <=250 cc	261.957	1.363.033	1.555.270	10.220.117
8407330000	Reciprocating piston engine of vichileof chapter 87 ,250cc< capacity <=1000 cc	0	1.314	0	27.374
8407341000	Piston egine for pedestrian controlledtractors, cylinder capacity <= 1,100 cc	5.290	37.073	105.926	748.238
8407343000	Spark ignition rprctg piston engn of acyl.capa exc.1000 cc for vhc.of hd 87.11	3.273	22.134	75.238	498.968
8407349000	Piston engn of a capacity exc. 1000 ccoth.for tractors,vhc.of hd 87.11, 87,01	538.600	2.098.396	3.564.946	16.446.360
8407901000	Oth spark-ignition recipro pist engineof a power not exeeding 18.65 kw	487.984	1.295.701	1.955.182	5.315.632
8407902000	Oth spark-ignition recipro pist enginepower > 18.65 kw and <= 22.38	0	1.534	0	30.139
8407909000	Oth spark-ignition recipro pist engineof a power > 22.38kw (30hp)	95.357	361.030	403.444	1.243.739
8408104000	Comprss-igntn piston eng.for marinepropulsion of a power not exceed 750 kw	1.347.858	4.030.376	1.281.379	7.989.642
8408109000	Comprss-igntn piston eng.for marinepropulsion of a power exceeding 750 kw	102.795	1.638.844	1.083.253	33.750.008
8408201100	Comprss-igntn piston engines for vhcls8701.10, output <= 60 kw	184	15.681	2.479	124.068
8408201200	Comprss-igntn piston eng oth for vhcls8701.10, output <= 60kw,fully ass	417.028	1.238.240	396.550	1.608.518
8408201900	Comprss-igntn piston engines for vhcls87,not fully assemble,output < 60kw	7.142	698.586	48.340	8.520.146
8408209100	Comprss-igntn piston engines for vhcls8701.10, oth output not exceed 60 kw	9.416	9.532	186.232	188.527
8408209200	Comprss-igntn piston eng oth for vhcls8701.10,oth.output <= 60kw,full ass	600.099	2.728.659	9.094.259	39.574.546
8408209900	Comprss-igntn pist engines oth for vhc8701.10,oth.output <= 60kw,not fully ass	1.645	349.765	33.828	2.877.870
8408901010	Comprss-igntn piston engn for earth movemach. of an output not exc. 18,65 kw	0	9.437	0	283.764
8408901020	Comprss-igntn piston engn,railway loc/tramway vhc.of output not exc.18,65 kw	213	319	1.804	2.747
8408901090	Compr-ign piston engn oth for earth movemach,railway loc.output not exc.18,65k	789.666	2.624.017	578.760	4.331.109
8408905010	Comprss-igntn piston engn for earth movemach. of an output exc. 100 kw	2.134	118.124	33.079	2.005.094
8408905090	Compr-ign piston engn oth.for earth movemach,railway loc. an output exc. 100 k	68.774	672.407	986.676	7.247.815
8408909100	Compr-ign piston eng for earth move machoth.an output>100kw, and <=18,65 k	53.008	236.827	150.514	898.368
8408909900	Comp.ign.piston eng.oth,earth move machrail loc. oth output exc.100kw,not18,65	875.565	2.436.998	1.069.656	7.257.144
8409100000	Parts suitable for aircraft engines	2.880	7.433	1.689.006	2.178.075
8409911100	Carburettors & parts thereof for earthmoving machinery, spark-ignition	7.741	84.633	118.667	2.001.157
8409911200	Cylinder blocksfor earth mov machinery,spark-ignition	585	9.893	42.403	121.505
8409911300	Cylinder linersfor earth mov machinery,spark-ignition	627	42.671	6.614	222.784
8409911400	Heads and head coverfor earth machinery,spark-ignition	2.773	35.378	17.123	380.037
8409911500	Pistons for earth mov machinery,spark-ignition	15.872	61.628	287.693	969.983
8409911600	Piston rings,gudgeon pinsfor earth movemachinery, spark-ignition	28.294	84.350	453.319	2.571.467
8409911900	Oth parts suitable for earthmoving machinery, spark-ignition	47.370	122.683	91.555	928.385
8409912100	Carburettors&part thereof for vhcls of87.01, power =< 22.38 kw, spark-ignition	1.531	17.004	28.933	270.484
8409912200	Cylinder blocks for vehicle of head 87.01power =< 22.38 kw, spark-ign	1.817	31.747	34.763	228.036
8409912300	Cylinder liners for vehicle of head 87.01power =< 22.38 kw, spark-ign	0	1.048	0	3.850
8409912400	Heads and head cover for vhcls of 87.01power =< 22.38 kw, spark-ign	360	8.579	1.202	24.619
8409912500	Pistons for vehicles of 87.01,power =< 22.38 kw, spark-ign	3.200	28.028	63.251	485.182
8409912600	Piston rings & gudgeon pins for vhcls of87.01,power =< 22.38 kw, spark-ign	191	1.030	1.400	9.007
8409912900	Oth parts suitable for vehicles 8701,power =< 22.38 kw, spark-ignition	2.896	58.779	64.189	426.007
8409914100	Carburettors and parts thereof for vehicles 87.11, spark-ignition	279.020	1.594.297	8.627.162	44.808.735
8409914200	Cylinder blocks, crank casesfor vhcls 87.11,spark-ignitio	191.930	1.071.932	1.728.372	9.593.486
8409914300	Cylinder linersfor vehicles 87.11,spark-ignition	0	13.911	0	60.571
8409914400	Heads and head coverfor vehicles 87.11,spark-ignition	215.290	1.448.996	4.566.676	35.667.437
8409914500	Pistons for vehicles 87.11,spark-ignitio	44.527	192.744	379.043	1.673.373
8409914600	Piston rings and gudgeon pins forfor vehicles 87.11,spark-ignition	18.748	85.120	437.985	2.090.448
8409914900	Oth parts suitable for vehiclesheading 87.11, spark-ignition	153.833	905.718	3.846.695	21.620.183
8409915100	Caburettors and parts thereof for othvehicles of chapter 87, spark-ignition	54.348	810.345	734.627	3.664.795
8409915200	Cylinder blocks, crank cases for othvehicles of chapter 87, spark-ignition	302.644	5.798.103	3.371.711	23.743.167
8409915300	Cylinder liners for othvehicles of chapter 87, spark-ignition	7.790	121.253	93.877	440.849
8409915400	Heads and head cover for othvehicles of chapter 87, spark-ignition	57.962	343.128	519.401	3.244.104
8409915500	Pistons for oth vehicles of chapter 87,spark-ignition	49.827	248.338	772.590	3.978.736
8409915600	Piston rings and gudgeon pins for othvehicles of chapter 87, spark-ignition	46.947	774.400	454.631	3.683.278
8409915900	Oth parts suitable for vehicles foroth vehicles 87, spark-ignition	400.849	2.389.141	5.374.418	26.274.365
8409916100	Cyl.block,crank case,marine propul eng.power<= 22.38kw for vssl of 89 spark-ign	12	2.875	28	10.856
8409916200	Piston for marine propuls eng, power<=22.38 kw for vssls of 89, spark-ign	295	1.384	1.200	9.862
8409916300	Oth.for vssls chapt.89,marine propl engof a power <= 22.38 kw, spark-ignition	23.909	61.649	43.162	157.128
8409916400	Cyl.block,crank cases,marine propls engpower>22.38kw for chapter 89,spark-ign	74	16.918	5.553	115.091
8409916500	Pistons for marine propuls eng.of power>22.38 kw for vssls of 89,spark-ign	370	2.825	16.227	93.103
8409916600	Oth.for chapt.89 for marine propuls eng.of a power>22.38 kw, spark-ignition	21.941	36.839	290.837	469.259
8409917100	Carburettors & parts thereof for othengines, spark-ignition	4.678	78.758	9.225	595.873
8409917200	Cylinder block for oth eng,spark-ign	35.687	115.220	187.596	518.300
8409917300	Cylinder liner for oth eng,spark-ign	48.157	108.374	134.750	367.708
8409917400	Heads and head cover for oth engines,spark-ignition	4.811	72.305	52.554	267.055
8409917500	Pistons for oth engines,spark-ignition	16.296	109.174	288.420	2.506.952
8409917600	Piston rings and gudgeon pins for othengines, spark-ignition	2.878	10.432	99.114	314.641
8409917900	Oth parts for oth engines,spark-ignition	343.593	1.664.065	2.250.129	13.528.126
8409991100	Carburettors & parts thereof for earthmoving machinery, comp-ignition	91	6.900	15.449	324.199
8409991200	Cylinder blocks for earth moving mach,comp-ignition	3.977	38.811	54.186	504.128
8409991300	Cylinder liners for earth moving mach,comp-ignition	13.255	62.133	29.452	129.958
8409991400	Heads and head cover for earth movingmachinery, comp-ignition	14.258	87.312	255.917	1.063.171



**I.3. IMPOR MENURUT KOMODITI / IMPORT BY HS COMMODITY**  
**\*\*\* JUNI / JUNE 2009 \*\*\***

H S	Uraian Komoditi Commodity Description	Berat Bersih / Net Weight (Kg)		Nilai / Value C.I.F (US\$)	
		Bulan ini Current Month	Kumulatif Cum.Jan. to date	Bulan ini Current Month	Kumulatif Cum.Jan. to date
8409991500	Pistons for earth moving machinery,comp-ignition	12.721	57.816	87.999	628.082
8409991600	Piston ring & gudgeon pin for earth movemachinery, comp-ignition	10.635	66.807	105.038	395.694
8409991900	Oth parts suitable for earthmoving machinery, comp-ignition	51.709	246.215	659.946	2.982.807
8409992100	Carburettors&part thereof for vehiclesof 87.01 comp-ignition	10.958	34.292	8.800	32.265
8409992200	Cylndr blocks for vehicles of 87.01comp-ignition	43.762	152.392	52.685	148.966
8409992300	Cylndr liners for vehicles of 87.01comp-ignition	256	22.817	497	67.401
8409992400	Heads and head cover for vhcls of 87.01comp-ignition	1.707	18.116	44.156	170.357
8409992500	Pistons for vehicles of 87.01,comp-ignition	1.248	20.178	2.117	79.041
8409992600	Piston ring&gudgeon pin for vhcls of87.01 comp-ignition	1.199	4.927	2.529	17.255
8409992900	Oths parts suitable for vhcls 87.01,comp-ignition	34.134	151.316	163.820	355.485
8409994100	Caburettors and parts thereof for othvehicles of chapter 87, comp-ignition	84.463	360.164	1.147.148	4.497.472
8409994200	Cylinder blocks for oth vhcls of chapt87, comp-ignition	167.522	828.634	1.999.029	7.801.228
8409994300	Cylinder liners for oth vehicles ofchapter 87,comp-ignition	63.118	200.009	499.969	1.175.865
8409994400	Heads and head cover for vehicles ofchapter 87,comp-ignition	123.349	414.813	1.414.140	5.166.528
8409994500	Pistons for oth vehicles ofchapter 87,comp-ignition	39.883	223.483	225.719	1.040.275
8409994600	Pistons ring & gudgeon pins for vhcls ofchapter 87, comp-ignition	37.837	191.999	338.348	1.327.206
8409994900	Oth parts suitable for vehicles foroth vehicles 87, comp-ignition	539.538	2.215.090	7.088.304	25.649.882
8409995100	Cyl.block,crank case,marine propuls.eng,power<= 22.38kw for vssl of 89,comp-ig	0	1.926	0	3.326
8409995200	Piston for marine propul eng of power<=22.38 kw for vssls of 89,comp-ignition	0	1.570	0	5.780
8409995300	Oth.for vssls chapt.89,marine propul engof a power<= 22.38 kw, comp-ignition	1.728	51.513	6.147	63.550
8409995400	Cyl.block,crank cases,marine propuls engof power>22.38kw for vssl 89, comp-ig	0	1.988	0	9.970
8409995500	Pistons for marine propuls eng.of power> 22.38 kw for vssls of 89,comp-ign	205	2.642	796	11.349
8409995600	Oth.for vssls,chap89,marine propuls engof a power>22.38 kw, comp-ignition	7.859	38.226	57.684	462.299
8409996100	Carburettors & parts thereof for othengines, comp-ignition	43	14.888	1.637	105.151
8409996200	Cylinder blocks for oth engines,comp-ignition	14.097	88.532	112.684	1.488.974
8409996300	Cylinder liners for oth engines,comp-ignition	20.571	150.760	73.986	1.337.850
8409996400	Heads and head cover for oth engines,comp-ignition	14.420	132.623	243.012	2.005.000
8409996500	Pistons for oth engines, comp-ignition	38.830	151.333	138.128	1.884.895
8409996600	Piston rings and gudgeon pins for othengines, comp-ignition	3.436	34.986	40.988	353.328
8409996900	Oth parts for oth engines,comp-ignition	856.382	2.896.549	8.287.783	29.376.351
8410110000	Hydraulic turbine&water wheels of power<= 1,000 kw	12.239	275.697	96.059	1.105.543
8410120000	Hydraulic turbines and water wheels of apower>1,000 kw but not exceed 10,000	0	1.753	0	105.196
8410130000	Hydraulic turbines and water wheels ofa power exceeding 10,000 kw	204	144.114	134.458	10.992.752
8410900000	Parts hydraulic turbines, water wheels,including regulators	100.442	1.235.190	2.475.790	8.298.962
8411110000	Turbo-jets of a thrust not exceed 25 kn	70	18.188	13.528	11.957.011
8411120000	Turbo-jets of a thrust exceeding 25 kn	3.424	66.246	1.993.854	36.314.657
8411210000	Turbo-propellers of a power not exceed1,100 kw	6.589	16.696	1.359.040	9.219.761
8411220000	Turbo-propellers of a power exceeding1,100 kw	160	17.027	1.000	3.507.438
8411810000	Oth gas turbines of a power not exceed5,000 kw	18.385	119.677	1.970.197	4.770.026
8411820000	Oth gas turbines of a power exceeding5,000 kw	157.327	733.468	6.310.051	61.101.843
8411910000	Parts of turbo-jets/turbo-propellers	4.282	14.057	229.697	4.333.942
8411990000	Oth parts of gas turbines	135.212	1.859.666	9.020.965	167.143.167
8412100000	Reaction engines oth than turbo-jets	289	42.843	28.000	714.992
8412210000	Hydraulic power engines and motorswith linear acting (cylinders)	44.907	424.423	472.773	4.568.970
8412290000	Oth hydraulic powerengines and motors	170.583	1.423.127	2.810.327	19.164.789
8412310000	Linear act (cylinders), for pneumaticpower engines and motors	3.700	22.262	138.895	795.593
8412390000	Oth linear acting (cylinders) forpneumatic power engines and motors	33.154	92.614	430.176	1.350.069
8412800000	Oth engines and motors	13.251	372.516	80.462	7.502.956
8412901000	Parts of reaction engines of subhead8412.10.00	1.184	12.699	27.741	95.897
8412909000	Oth parts of power engines & motors	67.746	404.303	1.027.087	6.086.386
8413110000	Pump fitted/design to a measu device fordispnsng fuel/lubric,used in fill stat	60.227	253.672	852.048	3.041.862
8413191000	Pumps fitted/ designed to a measuringdevice electrically operated	125.990	846.489	2.090.595	12.518.390
8413192000	Pumps fitted/ designed to a measuringdevice and not electrically operated	19.570	49.311	702.360	1.020.953
8413201000	Water pump for hand pump,oth than thoseof subheading 8413.11or 8413.19	9.950	51.169	19.001	276.907
8413209000	Oth hand pumps, oth than thoseof subheading 8413.11or 8413.19	20.898	627.564	129.397	2.240.425
8413301100	Fuel,lubric.,cool medium pump,earth movemach/motor vhcle, reciproc/rotary type	113.861	695.391	2.162.379	9.219.790
8413301900	Fuel,lubric.,cool medium pump,earth movemach/motor vhcl,not reciproc/rotary typ	945.505	4.023.155	10.439.538	50.473.017
8413309100	Oth fuel,lubric,cool medium pumps,intercombust piston eng reciproc/rotary type	105.538	219.789	1.530.629	3.392.915
8413309900	Oth fuel,lubric,cool medium pumps,intercombust piston eng oth reciproc/rotary typ	66.368	479.087	1.291.189	6.423.348
8413401000	Concrete pumps, electrically operated	32.292	49.176	309.035	529.419
8413402000	Concrete pumps, not electric operated	0	24.875	0	124.359
8413501000	Oth reciprocating positivedisplacement pumps, electric operated	172.961	573.123	781.180	4.143.724
8413502000	Oth reciprocating positivedisplacement pumps,not electric operated	14.693	247.470	185.034	4.817.171
8413601000	Oth rotary positive displacement pumps, electrically operated	29.571	750.600	179.143	3.171.533
8413602000	Oth rotary positive displacement pumps, not electrically operated	9.469	29.819	159.199	883.174
8413701000	Single stage,water pump for belt driveror direct coupling	286.846	888.367	843.468	3.379.063
8413702200	Impulse-turbo water pumps of < 100 w&electrically operated for household use	18.619	57.524	137.391	371.194
8413702900	Impulse-turbo water pumps of a capacity>100w electric operated for household u	453.839	3.155.373	3.024.900	23.436.910
8413703000	Oth centrifugal pumps not electricallyoperated	308.261	877.732	1.050.576	1.952.969
8413811000	Oth pumps, electrically operated	749.473	3.401.219	5.117.237	22.029.378
8413812000	Oth pumps, not electrically operated	462.883	2.138.580	1.760.917	17.811.536
8413821000	Liquid elevators, electrically operated	144.756	1.590.395	892.434	8.594.090
8413822000	Liquid elevators,not electric operated	31.774	339.267	269.259	4.716.515

**I.3. IMPOR MENURUT KOMODITI / IMPORT BY HS COMMODITY**  
**\*\*\* JUNI / JUNE 2009 \*\*\***

H S	Uraian Komoditi Commodity Description	Berat Bersih / Net Weight (Kg)		Nilai / Value C.I.F (US\$)	
		Bulan ini Current Month	Kumulatif Cum.Jan. to date	Bulan ini Current Month	Kumulatif Cum.Jan. to date
8413911000	Parts of pumps of subheading 8413.20.10	2.653	36.907	90.530	953.828
8413912000	Parts of pumps of subheading 8413.20.90	27.175	90.226	52.125	231.025
8413913000	Parts of pumps of subheading 8413.70.10	28.448	168.918	675.882	3.488.754
8413914000	Parts of pumps of oth centrifugal pumps	183.674	849.502	1.959.323	7.275.692
8413915000	Parts of oth pumps,electric operated	731.482	5.586.773	4.574.955	26.160.345
8413919000	Parts of oth pumps,not electric operated	166.645	1.073.528	1.428.295	12.042.359
8413921000	Part of liquid elevator,electric operate	209.614	1.616.893	604.599	2.331.861
8413922000	Part of liquid elevators, nonelectrically operated	488	182.751	16.085	599.160
8414101000	Electrically operated, vacuum pumps	58.436	541.269	568.423	5.880.202
8414102000	Not electrically operated, vacuum pumps	4.916	39.634	61.917	571.023
8414201000	Bicycle pump,hand/foot operated air pump	34.832	181.907	41.331	187.947
8414209000	Oth than bicycle pump,hand/foot operatedair pumps	10.715	350.356	64.829	881.123
8414301000	Compressor, capacity>21kw/hourhaving displace/revolution >220cc	368.603	2.328.646	1.315.525	7.524.287
8414309000	Compress,oth.capacity>21kw/hour,have displace/revolution > 220cc	3.711.012	13.185.426	11.465.950	46.293.774
8414400000	Air compressors mounted on a wheeledchasis for towing	1.039.243	2.417.436	4.393.456	11.179.478
8414511000	Table fans & box fan with a self contelectric motor of an output <= 125 w	2.605	14.122	6.997	232.372
8414519000	Oth than table fan box fan with self contelectric motor of an output <= 125 w	26.896	212.475	170.105	1.035.136
8414591000	Oth fans of a capacity <= 125 kw	55.648	449.230	274.629	3.856.701
8414599000	Oth fans oth of a capacity <= 125 kw	74.388	582.443	290.518	4.401.812
8414601000	Hoods having a max horizontal side notexceeding 120 cm, fitted with a filter	10.764	89.413	56.320	375.516
8414609000	Hoods having a max horizontal side notexceed 120 cm,not fitted with a filter	25.755	861.835	176.419	2.329.348
8414801100	Hoods having a maximum horizontal sideexceeding 120 cm, fitted with filter	2.900	356.696	72.354	768.568
8414801200	Hoods having a maximum horizontal side>120cm,not fitt with filter for ind use	20.887	69.177	109.571	495.260
8414801900	Hoods have a max horizontal side>120cmnot fitt with filt oth than for ind use	119	8.782	2.609	48.647
8414803000	Free piston generators for gas turbines	6.010	51.544	135.988	991.834
8414804100	Gas compr modul for use in oil drill oththan those of subhd 841430 and 8414.40	20	1.239.976	3.987	41.478.313
8414804200	Oth than gas compres,capacity>21kw/hourdisplace/revolution > 220cc	30.242	535.957	388.904	8.027.724
8414804900	Oth than gas compres,oth capa>21kw/hourhave a displace/revolution > 220 cc	153.398	982.946	1.975.708	13.421.567
8414805100	Electrically operated, air pumps	30.491	89.118	135.110	1.019.742
8414805900	Not electrically operated, air pumps	208	83.963	11.720	1.620.984
8414809110	Electrically operated,blowers & the like	140.437	679.753	1.100.945	5.760.934
8414809190	Electrically operated, oth thanblowers & the like	133.126	673.719	880.784	6.429.543
8414809900	Oth air pumps, not electrically operated	6.072	33.221	82.313	328.368
8414901100	Parts of pumps/compressors,of electricoperated equipment	449.815	1.293.307	14.252.199	20.936.124
8414901200	Parts of electric operated equipment ofsub headings 8414.60/8414.80	51.365	418.216	227.455	6.730.491
8414901900	Oth parts of electrically operatedequipment	1.061.139	2.886.043	2.366.113	8.203.993
8414909100	Parts of non electric operated equip ofsubheading 8414.10, 8414.20/8414.40	51.873	119.890	205.142	1.664.346
8414909900	Oth parts of non electrically operatedequipment	273.336	934.852	1.209.862	6.128.691
8415100000	Air conditioning mach,windows/wall typesself-contained/split system'	4.849.591	16.268.614	26.148.322	92.454.895
8415811100	Inc.refri,reverse heat pump,used inaircraft of an output <= 21.10 kw	18.097	88.960	27.198	176.883
8415811200	Inc.refri,reverse heat pump,used in aircraft ouput>21.10kw,air flow>67.96m3/min	10	53	8.245	14.768
8415811900	Inc.refri,reverse heat pump,used in aircraft oth of output >21,10kw/not	51.693	77.607	479.745	759.136
8415812000	Inc.refri,reverse heat pump,used in rilway rolling stock	0	5.184	0	6.960
8415813000	Inc.refri.reverse heat pump of road invehicles oth those of subhd 8415,20	5	1.198	58	2.858
8415819100	Refri.revrsr heat pump,oth.used aircrafrail,road,output>21.10kw,airfl>67.96m3/m	3.755	42.740	59.049	502.272
8415819900	Refri.revrsr heat pump,oth.used aircrafrail,road,output<21.10kw,airfl>67.96m3/m	41.663	88.312	206.365	500.514
8415821100	Oth,incorp a refrigerat unit of usedaircraft,output>21.10kw,airfl>67.96m3/m	3	17.962	63	5.705
8415821900	Oth,incorporat.a refri unit of used aircraft oth.output>21.10kw,airfl>67.96m3/m	4.581	26.404	50.119	141.162
8415822000	Oth,incorporating.a refrigerating unitof a kind used in railway rolling stock	1.920	17.701	152.292	220.281
8415823000	Oth,incorporat.a refri unit of a kinduse in road vhcle oth.those subhd8415.20	92	1.415	4.571	9.500
8415829000	Oth,incorporat.refri unit oth.of a kindused in aircraft,railway,road vehicles	73.804	748.423	632.314	5.118.810
8415831100	Not incorporat.a refri unit of used inaircraft,output>21.10kw,airflw>67.96m3/m	10.018	10.019	32.708	32.710
8415831900	Not inc. a refri unit,used in aircraftoth of output>21.10kw,airflow >67.96m3/m	0	5.904	0	17.190
8415833000	Not incorporat.a refri unit of a kindused in road vhlcl oth.those subhd8415.20	17	40	1.059	2.288
8415839000	Not incorp a refri unit oth.of a kindused in aircraft,railway,road vehicles	437.198	1.195.554	3.039.773	7.656.862
8415901200	Chassis/cabinet,welded&painted,parts ofmachines of an output <= 21.10 kw	117.403	406.573	164.835	730.243
8415901900	Oth chassis/cabinet,welded&painted,partof machines of an output<= 21.10 kw	599.450	1.484.818	2.021.470	6.987.189
8415902200	Oth chassis/cabnt,welded&paint,part ofmach.of output>21.10 kw,airflow>67.96m3	32.241	190.524	74.959	497.948
8415902300	Chass/cabinet,welded&paint,part of machof output>21.10 kw,oth airflow>67.96m3	0	1	0	24
8415902900	Oth.chass/cab,welded&paint,part of machof output>21.10kw,oth airflow>67.96m3	2.481	58.719	26.644	333.166
8415903190	Cab,weld/paint,part of mach output 26.38-52.75kw,airflow>67.96,oth use air/rail	26.638	30.975	161.337	265.355
8415903200	Oth cabinet,weld/paint,part of mach ofoutput 26.38-52.75kw,air flow>67.96	32.046	69.111	99.834	247.146
8415903390	Cab,weld/paint,part mach output 26.38-52.75kw,oth airflow>67.96,oth use air/rail	54	54	411	411
8415903900	Oth cab,weld/paint,part mach of output26.38-52.75kw,airflow>67.96,use air/rail	1.065	11.310	11.491	30.896
8415904110	Chas/cab,weld/paint,part mach a output>52.75kw,air flow>67.96,use air/railway	0	73	0	120
8415904190	Chas/cab,weld/paint,part mach a output>52.75kw,airflow>67.96,oth use air/railw	0	137	0	3.537
8415904200	Oth chas/cab,weld/paint,part of mach ofoutput > 52.75kw,air flow>67.96	108.234	399.965	2.063.917	6.772.897
8415904390	Chas/cab,weld/paint,part mach a output>52.75kw,oth airflow>67.96,use air/rail	19.969	523.815	149.452	2.514.863
8415904900	Chas/cab,weld/paint,part mach output>52.75kw,oth airflow>67.96,oth use air/rail	83.754	333.981	445.294	2.802.033
8416100000	Furnace burners for liquid fuel	42.161	103.212	764.684	2.241.300
8416200000	Oth furnace burner,includ combinationburners	233.350	1.115.796	1.010.088	7.643.638
8416300000	Mechanical stokers,including their mechgrate,mech ash discharg&similar app	55.315	901.349	331.856	4.609.272
8416900000	Parts of furnaces burners for liquid/solid/gas fuel, mechanical stokers	1.570.328	2.538.365	13.553.118	19.529.369

**I.3. IMPOR MENURUT KOMODITI / IMPORT BY HS COMMODITY**  
**\*\*\* JUNI / JUNE 2009 \*\*\***

HS	Uraian Komoditi Commodity Description	Berat Bersih / Net Weight (Kg)		Nilai / Value C.I.F (US\$)	
		Bulan ini Current Month	Kumulatif Cum.Jan. to date	Bulan ini Current Month	Kumulatif Cum.Jan. to date
841710000	Furnaces & ovens for the roast,melt/othheat treat,of ore,pyrite metal non-elect	514.914	1.180.419	33.099.854	35.117.691
841720000	Bakery ovens,including biscuit oven,nonelectric	63.227	315.657	1.068.545	2.056.519
841780000	Incinerators, non-electric	0	25.645	0	269.074
841780000	Oth than incinerators, non-electric	147.379	817.712	3.299.651	7.888.220
841790000	Part furnaces & ovens for the roasting,melting non-electric	52.920	629.148	499.058	9.174.841
841810100	Household type, comb refrigrtr-freezecapacity < 230 l	214.659	912.806	916.454	3.862.203
841810100	Household type, comb refrigrtr-freezecapacity > 230 l	318.408	1.305.934	1.591.447	6.130.939
841810900	Comb refrigrtr-freeze fitted with seprtextrnl doors, oth than household type	265.371	803.690	1.081.337	2.864.602
841821000	Refrigerator,household typ with comprestype of capacity not exceeding 230 l	145.534	501.380	503.050	1.735.442
841821000	Refrigerator,household typ with comprestype of capacity > 230 l	48.892	304.956	282.239	1.671.551
841829000	Refrigerator,household type oth thancompress type of capacity<=230 l	587	18.401	1.756	109.795
841829000	Refrigerator,household type oth thancompress type of capacity > 230 l	10.556	17.452	207.541	239.020
841830000	Freezer of the chest type, not exceed800 i capacity	153.985	848.090	425.006	2.449.548
841840000	Freezer of the upright type, not exceed900 i capacity	4.479	10.744	33.948	62.550
841850100	Refrigerating chambers, capacity > 200 l	113.319	338.668	385.852	1.153.674
841850900	Refrigerating chambers not exceeding 200capacity	282.998	1.828.190	1.119.436	9.031.718
841861000	Heat pump oth than ACmachinesof heading 84.15	0	40.423	0	373.704
841869100	Beverage coolers	27.893	183.661	185.665	708.140
841869200	Water chillers with a refrigeratingcapacity of 100,000 i/more	121.100	467.266	1.208.635	4.154.899
841869300	Drinking water coolers	198	60.068	196	566.822
841869500	Scale ice-maker units	1.446	27.156	11.563	248.092
841869900	Oth refrigrtr/freez equip,oth than heatpump oth than air condition mach hd84.15	84.424	765.959	961.874	7.264.536
841891100	Part for good,sub 8418.(10,21,29,30,40),furniture to refri/freez	41.663	208.632	253.345	977.956
841891900	Oth parts furniture designed to receiverrefrigerat/freezing equipment	82.017	578.229	293.845	1.964.073
841899100	Evaporators and condensers	290.739	1.188.662	1.131.934	4.712.092
841899200	Cabinets and doors, welded/painted	154.576	1.190.647	278.461	2.171.819
841899400	Aluminium rollbonds for sub 8418.10.10,8418.21, 8418.22 and 8418.29	36.268	138.108	171.024	652.173
841899900	Oth part refrig & freezers equipmentelectric/oth	393.036	1.517.782	1.203.109	5.839.301
841911100	Instant gas water heaters,for householdtype, non electric	31.643	94.529	266.318	556.658
841911900	Instant gas water heaters for oth thanhousehold type, non electric	9.735	46.763	34.737	280.311
841919100	Oth instant gas water heaters for household type,non electric	3.067	30.248	4.537	269.748
841919900	Oth instant gas water heaters for oththan household type,non electric	2.400	36.952	33.071	335.889
841920000	Medical,surgical/laboratory sterilisers	13.362	224.527	221.026	3.239.792
841931100	Evaporators,dryers for agri products,electrically operated	76.527	172.435	215.992	1.020.233
841931100	Oth.than evaporators,dryers for agriproducts, electrically operated	98.920	365.179	2.426.786	3.752.253
841931200	Evaporators,dryers for agri products,non electrically operated	0	590.334	0	3.870.685
841931200	Oth.than evaporators, dryers for agriproducts,non electrically operated	173	69.242	429	173.006
841932100	For wood, paper pulp, paper/paperboard,electrically operated	6.323	393.007	47.015	9.773.381
841932200	For wood, paper pulp, paper/paperboard,non electrically operated	92	18.135	11.996	39.167
841939110	Machinery by a proces involving heatingfor the printed of electricall operated	3.523	71.748	133.430	2.016.606
841939190	Oth machinery by a process involvingheating for the printed of elect oper	112.733	1.646.046	1.636.048	13.804.781
841939200	Machinery by a proces involving heatingfor the printed of not electric operat	8	18.166	340	105.174
841940100	Distilling/rectifying plantelectrically operated	8.166	840.129	124.201	15.833.571
841940200	Distilling/rectifying plantnot electrically operated	3.533	1.117.781	13.413	9.352.084
841950100	Cooling towers	212.748	1.091.908	516.169	5.073.191
841950200	Condensers for air conditionersfor motor vehicles	68.501	374.525	1.122.542	5.621.091
841950300	Oth condensers for air conditioners	140.552	543.052	741.509	7.346.996
841950400	Oth condensers electrically operated	333.003	2.148.774	2.556.402	14.761.802
841950900	Oth condensers not electricallyoperated	196.251	877.939	3.981.256	24.824.873
841960100	Machinery for liquefying air/oth gaseselectrically operated	41.227	85.230	332.275	849.179
841960200	Machinery for liquefying air/oth gasesnot electrically operated	0	18.249	0	1.659.384
841981100	Oth.mach,plant & equip for making hotdrinks/for cook/heat food,elect operated	6.558	41.840	88.009	349.117
841981200	Oth.mach,plant&equip for make hot drink/for cook/heat food,not elect operated	16.480	60.834	92.054	374.475
841989110	Evaporators for air-conditioning machfor motor vehicles,electrical operated	53.963	364.255	898.238	4.762.121
841989130	Machinery by a proces involving heatingelectr for the manuf of PCB/PWB's/PCA'	2.191	20.823	118.620	373.253
841989190	Oth mach for making hot drinks/forcooking/heating food,electricall operate	593.745	2.038.284	6.843.981	24.134.706
841989200	Oth mach for making hot drinks/forcooking/heating food,not electri operate	11.286	35.287	40.335	159.423
841990120	Part mach for the treat.matrial by procinvolve heat,print circuit,wiring,elect	175	42.990	14.344	204.095
841990190	Oth.part mach,the treat.matrial by procinvolve heat,print circuit,wiring,elect	231.136	1.408.777	2.770.327	13.576.102
841990200	Part mach,plant/laboratory equipment,of non-electrically operated articles	103.926	362.012	930.324	3.572.784
842010100	Apprts for the app of dry film/liquidphoto resist,etc, calender/oth roll mach	17.211	62.611	175.036	1.043.105
842010210	Roller-type ironing mach suitable fordomeestic use	0	378	0	30.352
842010290	Wringers suitable for domestic use	0	23.893	0	286.730
842010900	Oth calendering/oth rolling machin	244.316	701.431	335.080	1.598.446
842091100	Parts cylinders of apparatus for theappl of dry film,liquid photo resis,etc	0	8	0	1.523
842091200	Parts cylinders for ironing machinesor wringers suitable for domestic use	0	129	0	7.270
842091900	Oth parts cylinders for calenderingor oth rolling machines	1.631	182.056	37.977	638.440
842099100	Oth parts of apparatus for the applicof dry film,liquid photo resist,etc	763	3.116	9.508	109.898
842099900	Oth parts for calendering/othrolling machines	1.030	9.613	14.093	106.799
842111000	Centrifuges,including centrifugaldryers for cream separators	71	2.488	1.827	103.068
842112000	Clothes-dryers, of capacity notexceeding 30 i	427	3.959	3.006	575.768
842112000	Clothes-dryers, of capacityexceeding 30 i	2.757	10.034	9.468	73.617
842119100	Centrifuges,including centrifugaldryers for sugar manufacture	10.389	662.307	243.887	6.325.007

**I.3. IMPOR MENURUT KOMODITI / IMPORT BY HS COMMODITY**  
**\*\*\* JUNI / JUNE 2009 \*\*\***

HS	Uraian Komoditi Commodity Description	Berat Bersih / Net Weight (Kg)		Nilai / Value C.I.F (US\$)	
		Bulan ini Current Month	Kumulatif Cum.Jan. to date	Bulan ini Current Month	Kumulatif Cum.Jan. to date
8421199000	Oth centrifuges,including centrifugaldryers	16.294	126.320	408.194	3.239.149
8421211100	Filtering machin & appar water electricfor domestic use of a cap <= 500 l/h	25.326	269.084	195.357	1.522.530
8421211900	Oth filter machin& appar water electricof a capacity <= 500 l/h	138.840	1.123.504	1.737.948	12.293.636
8421212100	Filtering machin & apparat water electrfor domestic use of a capacity > 500 l/h	37.674	161.004	122.407	644.788
8421212900	Oth filter machin& appar water electricof a capacity > 500 l/h	184.335	2.314.318	1.865.734	13.715.828
8421221000	For filter/purify beverages oth thanwater of a capacity <= 500 l/hr	63	6.750	2.140	86.237
8421222000	For filter/purify beverages oth thanwater of a capacity >500 l/hr	4.644	35.460	39.886	854.591
8421231100	Oil filters for earth moving machineryinternal cobustion engines	102.981	553.889	1.340.118	7.198.854
8421231900	Oil filters for earth movingmachinery internal cobustion engines	20.791	139.354	408.281	1.840.261
8421232100	Oil filters for motor vehiclesof chapter 87	68.632	372.126	741.015	3.867.305
8421232900	Oth oil filters for motor vehiclesof chapter 87	52.019	226.537	512.189	2.323.340
8421239100	Oil filters for oth earth movingmachin and motor vehicles of chapter 87	35.976	192.514	317.375	2.176.799
8421239900	Oth oil filters for oth earth movingmachin & motor vehicles of chapter 87	41.940	206.910	585.827	3.340.365
8421291000	Filtering/purifying machin & appar formedical/laboratory use	27.282	44.709	574.014	1.018.455
8421292000	Filter/purify mach&apparatus for liquidof a kind used for sugar manufacture	31	28.773	1.707	302.510
8421293000	Filter/purify mach&apparatus for liquidof a kind used in oil drill operations	42.370	128.121	935.191	2.788.776
8421294000	Filter/purify mach&apparatus for liquid,petrol filters	10.043	54.810	116.439	826.632
8421295000	Filter/purify mach&apparatus for liquidoil filter oth than those subhd 8421.23	14.580	106.207	140.435	1.080.680
8421299000	Oth filtering machinery & apparatusfor liquids not electrically operated	283.234	1.367.893	3.357.580	17.694.756
8421311000	Intake air filters for inter combustionengines for earth moving machinery	33.769	149.551	366.017	1.585.191
8421312000	Intake air filters for inter combustionengines for motor vehicles of chap 87	67.958	280.843	985.724	3.478.961
8421319000	Oth intake air filters for internalcombustion engines	85.060	488.916	808.175	4.743.426
8421391000	Laminar flow units oth than intake airfilter for internal cobustion engines	10.567	70.944	296.839	2.660.647
8421399000	Oth.laminar flow units oth intake airfilter for internal cobustion engines	1.001.817	3.424.324	10.427.519	32.563.880
8421911000	Parts of goods of subheading 8421.12,of centrifuges,includ centrifugal dryers	10	1.000	769	36.074
8421912000	Parts of goods of subheading 8421.19.10of centrifuges,includ centrifugal dryers	4.172	32.897	208.304	701.056
8421919000	Parts of subhd 8421.11.00/8421.19.90of centrifuges,includ centrifugal dryers	10.202	67.131	217.919	1.182.261
8421992000	Parts filter cartridges of filter,subhd8421.23	21.501	111.036	348.088	2.126.774
8421993000	Parts of goods of subheading 8421.31	43.609	220.497	561.300	2.713.883
8421999100	Oth parts of goods of subheading8421.29.20	121	11.166	5.364	86.290
8421999200	Oth parts of goods of subheading8421.21.11/8421.21.21	39.385	364.097	408.240	1.871.481
8421999300	Oth part of subhd 8421.31,8421.23.11,8421.23.19,8421.23.91/8421.23.99	31.972	126.153	455.306	1.980.442
8421999900	Oth parts of sentrifugal, includingcentrifugal dryers	96.002	1.170.424	2.377.856	14.384.576
8422111000	Dish washing machin of the household type,electrically operated	13.923	32.155	68.775	230.535
8422112000	Dish washing machin of the household typenot electrically operated	310	825	555	3.151
8422190000	Dish washing machines of the othhousehold type	4.586	51.312	174.505	570.914
8422200000	Machinery for cleaning/drying bottlesoth containers	47.823	117.142	213.687	4.146.452
8422300000	Machinery for filling,closing, sealing,or labelling bottles, cans, boxes,etc	135.314	667.183	3.416.711	21.010.775
8422400000	Oth packing/wrapping machinery(including heat-shrink wrapping mach)	264.600	1.319.325	17.522.691	65.231.415
8422901000	Parts of goods of subheading 8422.11	472	1.081	49.877	59.728
8422909000	Part goods of subhd 8422 of oth thansubheading 8422.11	23.343	163.827	1.656.187	11.357.988
8423101000	Personal weighing machin,including baby&household scales,electrically operatec	24.239	51.039	166.452	377.984
8423102000	Personal weighing machin,including baby& household scales,not electric operate	72.993	254.658	171.916	509.776
8423201000	Scales for continuous weighing of goodson conveyors, electrically operated	8.274	209.217	79.032	1.563.200
8423202000	Scales for continuous weighing of goodson conveyors, not electrically operated	4.023	57.858	11.670	160.791
8423301000	Constan weight scales,predetermin weightscales & hopper scales,electric operat	3.579	50.031	110.456	1.536.475
8423302000	Constan weight scales,predetermin weightscales&hopper scales,not electr operat	1.346	26.932	3.340	38.729
8423811000	Oth weighing machinery,max capacity<=30 kg, electrically operated	12.547	51.136	74.599	316.991
8423812000	Oth weighing machinery,max capacity<=30 kg, not electrically operated	23.111	110.751	33.913	312.248
8423821100	Oth.weigh mach,having a maximum weighngcapacity <= 1 000kg,electric operate	6.818	27.247	40.583	381.388
8423821900	Oth.weigh mach,oth.having a max weighngcapacity <= 1 000kg,electric operated	1.964	14.662	11.966	40.853
8423822100	Oth.weigh mach,having a maximum weighngcapacity <= 1 000kg, not electric	14.925	34.547	23.706	58.068
8423822900	Oth.weigh mach,oth.having a max weighngcapacity <= 1 000kg, not electric	2.287	69.811	29.283	479.423
8423891000	Oth weigh mach,oth.capacity exceed 30kgor not but not exceeding 5 000kg, elec	9.196	156.782	54.452	990.807
8423892000	Oth weighing mach,oth.capacity > 30kgand <= 5,000 kg,not elect	17.389	37.458	41.237	114.633
8423901000	Weighing machine weights	912	29.937	19.867	267.923
8423902100	Weighing machin weights,not electricaloperated	59.619	189.790	750.608	5.420.562
8423902900	Parts of weighing machinery,electrically electrically operated	1.304	62.668	27.142	424.513
8424101000	Fire extinguishers,whether/not chargedsuitable for aircraft use	0	1	0	517
8424109000	Fire extinguishers,whether/not chargedfor oth aircraft use	43.589	272.371	162.659	1.202.661
8424201900	Spray guns&similar appliances for othagricult/horticultural,electric operat	9.985	14.134	178.982	243.762
8424202900	Spray guns&similar appliances for othagricultural/horticultural,not electric	63	960	8.825	19.896
8424301000	Steam/sand blasting machines,electrically operated	121.236	467.339	857.672	3.843.827
8424302000	Steam/sand blasting machines,not electrically operated	11.528	94.417	144.976	403.741
8424811000	Oth.mech appliances for agricultural/hortikultural, drip irrigation systems	3.350	20.915	88.665	226.654
8424812000	Oth.mech appliances for agricultural/horti,oth drip irrigation systems,elect	5.773	44.927	39.212	279.660
8424813000	Oth.mech appliances for agricultural/horti,hand-operated insecticide sprayers	32.440	152.549	151.267	627.947
8424814000	Oth.mech appliances for agricultural/hortikultural, not electically operated	27.247	104.040	77.409	345.790
8424891000	Hand operated household sprayers ofcapacity not exceeding 3 l	17.194	38.274	389.752	472.009
8424892000	Oth appliances oth. agri/horticultural,spray heads with dip tubes	56.626	229.934	272.826	1.247.394
8424894000	Wet processing equipment,by projecting,dispersing/spraying of chemical,etc	895	23.839	13.335	159.451
8424895000	Oth appliance for projecting,dispersing/spraying liquids/powders/fire,electric	33.946	198.745	86.428	1.265.990
8424899000	Oth appliance for projecting,dispersing/spray liquid/powders/fire,not electric	69.904	380.514	429.285	5.855.343

**I.3. IMPOR MENURUT KOMODITI / IMPORT BY HS COMMODITY**  
**\*\*\* JUNI / JUNE 2009 \*\*\***

H S	Uraian Komoditi Commodity Description	Berat Bersih / Net Weight (Kg)		Nilai / Value C.I.F (US\$)	
		Bulan ini Current Month	Kumulatif Cum.Jan. to date	Bulan ini Current Month	Kumulatif Cum.Jan. to date
8424901100	Parts of fire extinguisher,electricallyoperated	3.632	16.123	129.191	805.289
8424901900	Parts of fire extinguisher, not electricoperated	46.222	507.374	820.955	4.650.846
8424902100	Parts of spray guns, of good of subhead8424.20.11,electrically operated	0	897	0	3.010
8424902300	Parts of spray gun,oth of good of subhd8424.20.11,electrically operated	7.373	15.499	20.493	125.618
8424902400	Parts of spray gun, of goods of subhead8424.20.11,not electrically operated	0	6.580	0	26.617
8424902900	Oth parts of spray guns and similarappliances	3.683	20.114	134.211	637.377
8424903100	Parts of steam/sand blasting mach &similar jet projecting mach,electric	2.721	35.364	67.008	332.011
8424903200	Parts of steam/sand blasting mach &similar jet projecting mach,non electric	6.944	44.916	50.091	257.223
8424909100	Parts of oth appliance of subhead8424.81.10/8424.81.20	0	16.245	0	37.391
8424909200	Parts of oth appliance of subhead8424.81.30/8424.81.40	6.822	47.269	11.982	122.518
8424909900	Oth mechanical appliances(whether/nothand operated)	55.432	396.772	621.393	4.086.868
8425110000	Pulley tackle & hoists oth than skipfor raising vehicles, by electric motor	95.340	529.291	741.760	5.086.226
8425190000	Pulley tackle & hoists oth than skipfor raising vhcles,oth by electric motor	145.488	617.723	1.186.767	4.479.642
8425310000	Oth winches; capstans,poweredby electric motor	64.505	389.181	979.837	2.921.956
8425390000	Oth winches;capstans,oth than poweredby oth electric motor	710.520	3.957.057	5.464.924	27.192.355
8425410000	Jacks hoists of built in jacking systemof a type used in garages	36.662	356.618	151.655	1.405.627
8425421000	Jacks used in tipping mechanism forlorries	30	42.807	1.764	148.350
8425429000	Oth jacks and hoists, hydraulic	920.754	2.446.184	6.853.979	12.562.865
8425491000	Oth jacks;hoists of a kind used forraising vehicles, electrically operated	4.448	129.804	51.513	1.123.084
8425492000	Oth jacks;hoists of a kind used forraising vehicles, not electric operated	50.943	675.137	144.814	4.508.072
8426110000	Overhead traveling cranes on fixedsupport	620.274	1.610.514	1.578.097	9.822.706
8426120000	Mobile lifting frames on tyres andstraddle carries	39.462	789.357	49.347	2.988.191
8426191000	Bridge cranes and gantry cranes	116.699	2.266.032	910.753	10.244.982
8426199000	Oth bridge cranes and gantry cranes	2.861.882	13.196.953	11.207.710	60.297.256
8426200000	Tower cranes	0	1.517.435	0	3.810.907
8426300000	Portal/pedestal jib cranes	68.289	721.986	1.313.684	7.450.261
8426410000	Oth machinery,self propelled,on tyres	148.424	989.515	355.363	7.731.192
8426490000	Oth machinery,self propelled,oth thanon tyres	162.357	1.533.800	1.277.815	9.399.741
8426610000	Oth derricks machin designed formounting on road vehicles	190.374	412.993	445.030	1.218.597
8426990000	Oth derricks mach oth designed formounting on road vehicles	3.500	560.155	100.710	4.928.775
8427100000	Self-propelled trucks powered by anelectric motor	161.493	985.103	1.798.360	6.052.098
8427200000	Oth self-propelled trucks	337.924	4.488.880	1.476.809	22.683.015
8427900000	Oth trucks	264.825	2.013.198	1.151.489	9.267.774
8428101000	Passenger lifts	555.328	3.473.124	2.115.496	14.077.558
8428102100	Oth lifts of a kind used in buildings	30.688	31.596	52.729	54.102
8428102900	Oth lifts oth than of a kind used inbuildings	236.191	982.548	2.098.304	7.945.668
8428109000	Skip hoists	0	35.853	0	155.981
8428201000	Pneumatic elevators and conveyorsfor agricultural use	197	138.882	8.764	797.456
8428202000	Automated machines for the transport,handling & storage of PCB/PWBs/PCAs	298	16.672	13.145	384.820
8428209000	Oth pneumatic elevators & conveyors	60.662	720.232	1.102.302	9.318.740
8428310000	Oth continuous act elevators &conveyorsspecially designed for underground use	0	140.064	0	446.252
8428321000	Oth continuous act elevators &conveyorsof bucket type,used for agri type	658	26.718	7.465	391.138
8428329000	Oth continuous act elevators &conveyorsof bucket type,oth used for agri type	41.643	1.228.831	292.683	3.831.401
8428331000	Oth continuous act elevators &conveyorsof belt type, of agricultural type	0	35.176	0	150.299
8428332000	Automated mach for the transport,hand& storage of PCB/PWBs,belt type	544	253.465	2.400	1.162.980
8428339000	Oth continuous act elevators &conveyors,oth of belt type	179.515	1.433.080	1.666.868	8.812.614
8428391000	Pneumatic elevators and conveyorsof agricultural type	174.865	312.048	209.950	622.684
8428393000	Oth automated machin for transport,hand & storage of PCB/PWBs/PCAs	0	129.521	0	903.075
8428399000	Oth continuous-action elevators &conveyors, for goods/materials	581.541	1.947.954	3.357.494	12.280.369
8428400000	Escalators and moving walkways	488.914	1.956.072	1.058.398	4.539.479
8428600000	Teleferics, chair-lifts, ski-draglines;traction mechanisms for funiculars	0	10.895	0	200.376
8428902000	Oth lifting,handling, loading/unloadingmach,hand&storage of PCB/PWBs/PCAs	1.500	2.923	7.361	45.292
8428909000	Oth mach,oth than lift,hand,load/unloadmach,hand&storage of PCB/PWBs/PCA:	65.437	725.565	1.050.479	10.735.058
8429110000	Track laying, bulldozers and angledozers	2.274.757	4.942.151	21.638.425	46.002.127
8429190000	Bulldozer & angledozers oth track laying	460.288	2.648.463	5.579.601	16.186.699
8429200000	Graders and levellers	687.464	3.554.399	5.694.255	31.919.194
8429300000	Scrapers	24	22.268	1.143	150.344
8429401000	Road rollers	76.641	775.921	353.648	1.495.723
8429403000	Tamping machines	79.480	799.656	225.632	3.683.455
8429510000	Front-end shovel loaders,mechanicalexcavators and shovelloaders	366.778	4.742.411	2.377.846	27.734.133
8429520000	Mach with a 360,revolving super struct,mach shovels,excavators and shove load	4.834.926	20.143.505	29.417.415	131.304.331
8429590000	Mech shovels,excavators & shove loaderoth front-end shovel, mach. with a 360	226.967	3.653.591	581.241	20.148.454
8430100000	Pile-drivers and pile-extractors	109.393	1.266.295	58.160	8.128.421
8430200000	Snow-ploughs and snow-blowers	0	773	0	3.210
8430310000	Coal/rock cutters and tunnelingmachinery, self-propelled	0	179.185	0	1.405.071
8430390000	Coal/rock cutters and tunnelingmachinery,oth than self-propelled	3.326	66.834	28.070	1.656.361
8430410000	Oth boring/sinking machineryself-propelled	262.817	1.310.282	3.119.264	16.960.783
8430491000	Wellhead platforms & integrated producmodules for use in drilling production	19.432	314.805	490.696	5.278.932
8430499000	Oth wellhead platforms & integrat prodmodules for use in drilling production	916.796	6.914.884	5.948.622	53.695.795
8430500000	Oth moving,grading,levelling,scrapingmachinery, self-propelled	76.104	487.040	289.731	4.294.941
8430610000	Tamping/compacting machinery,not self-propelled	16.472	169.633	88.982	1.080.572
8430690000	Oth machinery of hedaing 84.30, notself-propelled	717	97.968	79.108	1.102.226
8431101300	Parts suitable for of goods of subhead8425.19,8425.39or8425.49,electri operat	7.764	248.170	17.947	932.628

**I.3. IMPOR MENURUT KOMODITI / IMPORT BY HS COMMODITY**  
**\*\*\* JUNI / JUNE 2009 \*\*\***

H S	Uraian Komoditi Commodity Description	Berat Bersih / Net Weight (Kg)		Nilai / Value C.I.F (US\$)	
		Bulan ini Current Month	Kumulatif Cum.Jan. to date	Bulan ini Current Month	Kumulatif Cum.Jan. to date
8431101900	Oth parts suitable for of goods of heading 84.25,electrically operated	12.170	194.373	236.684	1.193.021
8431102200	Part suitable for goods of sub 8425.11,842520,8425.31,8425.41,8425.42,not elec	33.647	158.646	134.734	703.644
8431102900	Oth parts suitable for of goods of heading 84.25,not electrically operated	6.022	98.288	32.498	1.406.677
8431200000	Parts suitable for goods of head 84.27	56.717	240.599	558.584	2.295.150
8431311000	Parts of goods of shd 8428.10.(21,29),8428.10.90,of lift skip hoist/escalators	58.443	680.385	158.804	1.961.890
8431312000	Parts of goods of shd 8428.10.10),8428.40.00,of lift skip hoist/escalators	128.714	498.806	771.619	2.182.145
8431391000	Part suitable for goods sub 8428.20.10,8428.32.10, 8428.33.10/8428.39.10	9.729	46.325	30.383	549.685
8431392000	Parts suitable for goods of subheading8428.90	6.581	70.568	277.013	1.402.024
8431394000	Part of auto mach. for tnsport/storageof PCB/PWBs/PCAs	7.902	18.699	55.998	234.319
8431399010	Part of oth lift,handl/load mach,telph/conveyor	336.440	1.302.166	5.189.436	15.150.752
8431399090	Oth parts of machinery of head 84.25	84.109	227.790	2.536.118	4.119.318
8431410000	Buckets, shovels, grabs and grips,ofmach of head 84.26, 84.29/84.30	429.016	2.687.012	1.253.526	9.750.468
8431420000	Bulldozer/angledozer blades of machof heading 84.26, 84.29/84.30	421.103	1.549.154	968.933	5.356.667
8431430000	Parts of boring/sinking mach of subhead8430.41/8430.49	2.670.736	10.640.922	28.882.402	155.466.391
8431491000	Parts of machinery of heading 84.26	307.226	775.677	4.042.716	9.800.887
8431492000	Cutting edges/end bits forscrapers,graders/levellers	179.285	2.924.529	716.706	7.940.406
8431493000	Parts of road rollers	44.396	238.186	363.108	1.354.761
8431499000	Oth parts of machinery of heading84.26, 84.29/84.30	2.189.041	14.809.624	13.551.942	106.206.615
8432100000	Ploughs	509	69.224	3.604	233.295
8432210000	Disc harrows	7.222	29.320	8.840	127.803
8432290000	Scarifiers, cultivators, weeders, hoesand oths harrows	17.870	85.648	69.704	399.929
8432300000	Seeders, planters and transplanters	3.055	13.817	31.472	128.742
8432400000	Manure spreaders & fertiliser distributo	1.157	19.527	33.965	407.378
8432801000	Oth machinery for soil preparation/cultivation;of agricult/horticultr typ	648	49.461	13.653	891.652
8432802000	Lawn/sports-ground rollers	0	1.764	0	44.406
8432809000	Oth machinery for soil preparation/cultivation	0	18.294	0	62.718
8432901000	Parts of machinery of subheading8432.80.90	1.388	6.854	16.393	71.773
8432902000	Parts of lawn/sport-ground rollers	0	334	0	9.387
8432909000	Parts oth machinery for soilpreparation/cultivation	32.867	297.324	493.985	2.711.469
8433110000	Mowers for lawns,parks/sports-groundswith the cutting device rotate horizont	66.134	191.733	191.571	704.169
8433199000	Oth mowers for lawns, parks/sportgrounds,oth than manually operated	122.745	504.892	344.288	1.762.657
8433200000	Oth mowers,including cutter bars fortractor mounting	2	11.801	140	242.822
8433300000	Oth haymaking machinery	117	3.927	4.797	61.848
8433400000	Straw/fodder baler,including pick-up	0	10	0	308
8433510000	Combined harvester-threshers macinery	0	9.508	0	35.600
8433520000	Oth threshing machinery	268	5.686	2.120	116.193
8433530000	Root/tuber harvesting machines	0	390	0	6.963
8433591000	Cotton pickers and cotton gins	0	2.057	0	10.065
8433599000	Oth cotton pickers and cotton gins	559	1.226	5.755	7.225
8433601000	Machin for cleaning,sorting/grading eggfruit/oth agricultur prod,electric	4.030	13.441	51.035	144.769
8433602000	Machin for cleaning,sorting/grading eggfruit/oth agricultur prod,not electric	0	2.720	0	245.519
8433901000	Part mach:castor,of diameter(inc yres)>100mm,<= 250mm,width wheel =30mm	219	3.734	1.597	163.497
8433902000	Parts mach:castor,oth of goods of subhd8433.11/8433.19.90	6.131	46.033	18.390	173.216
8433903000	Parts mach:castor,oth of goods of subhd8433.19.10	0	2.018	0	3.584
8433909000	Parts mach: oth castors	5.981	38.250	61.091	189.145
8434101000	Milking machines, electricallyoperated	0	2.844	0	7.792
8434201000	Dairy machinery, electrically operated	10.330	64.657	257.074	2.050.338
8434901000	Parts of milking & dairy mach.of electoperated machines	16.995	55.375	514.106	1.247.205
8434902000	Parts of milk & dairy mach of non electoperated machines	3	10.090	600	462.531
8435101000	Presses,crushers & manufacture of wine,cider,fruit juices,electric operated	23.425	97.295	120.788	496.621
8435102000	Presses,crushers & manufacture of wine,cider,fruit juices,not electri operated	1.394	2.207	2.180	7.346
8435901000	Parts of presses,crushers & manufactureof wine,cider,fruit juices,electr opera	2.971	105.221	27.186	486.942
8435902000	Parts of presses,crushers & manufactureof wine,cider,fruit juices,not electric	1	85.944	67	379.560
8436101000	Machinery for preparing animal feedingstuffs, electrically operated	13.905	260.269	121.168	2.336.759
8436102000	Machinery for preparing animal feedingstuffs, not electrically operated	0	17.132	0	57.405
8436211000	Poultry incubators & brooders,electrically operated	7.342	63.428	19.596	678.172
8436212000	Poultry incubators & brooders,not electrically operated	0	11.006	0	119.798
8436291000	Oth poultry-keeping machinery,electrically operated	20.595	157.156	205.847	828.801
8436292000	Oth poultry-keeping machinery,not electrically operated	13.834	296.050	36.244	605.640
8436801100	Germination plant mach, agriculturalor horticultural type,electric operated	0	7.415	0	52.477
8436801900	Oth germination plant machineryelectric operated	2.000	3.351	220.000	224.929
8436802100	Germination plant machin, agriculturalor horticultural type,not electric	0	28.185	0	72.457
8436802900	Oth germination plant machinery, notelectric operated	187	7.738	14.855	87.358
8436911000	Parts of poultry-keeping machinery/poultry,incubator & brooders,electric	20.819	307.330	122.639	1.421.318
8436912000	Parts of poultry-keeping machinery/poultry,incubator&brooders,not electric	27.988	32.718	81.446	187.274
8436991100	Parts oth of poultry-keeping machin,agri & horti type,electric operated	2.260	56.942	21.155	149.265
8436991900	Parts oth of poultry-keeping machin,oth than agri&horti type,elect operated	16.180	86.270	143.566	1.027.921
8436992100	Parts oth of poultry-keeping machin,agri & horti type,not electric operated	1.960	16.523	22.458	203.722
8436992900	Parts oth of poultry-keeping machin,oththan agri&horti type,not elect operated	4.817	241.581	41.747	1.519.694
8437101000	Machinery for bread grains;winnowing &cleaning machin, electrically operated	1	225.295	158	2.850.724
8437103000	Mach for clean,sorting/grad seed,graintdried leguminous vegetables,oth, elect	130.595	266.064	380.619	1.563.089
8437104000	Mach for clean,sorting/grad seed,graintdried leguminous vegetable,oth,not elect	1.326	5.528	36.506	115.274
8437801000	Macinery for rice hullers & cone typerice mills,electrically operated	7.616	321.858	47.520	578.190

**I.3. IMPOR MENURUT KOMODITI / IMPORT BY HS COMMODITY**  
**\*\*\* JUNI / JUNE 2009 \*\*\***

H S	Uraian Komoditi Commodity Description	Berat Bersih / Net Weight (Kg)		Nilai / Value C.I.F (US\$)	
		Bulan ini Current Month	Kumulatif Cum.Jan. to date	Bulan ini Current Month	Kumulatif Cum.Jan. to date
8437802000	Machinery for rice hullers & cone typerice mills,not electrically operated	242.408	516.998	237.440	479.496
8437803000	Machinery for industrial type coffeand corn mills,electrically operated	545	13.607	1.436	489.470
8437804000	Machinery for industrial type coffee& corn mills,not electrically operat	70.934	147.037	74.925	158.638
8437805100	Polishing machines for rice,sifting andsieving,bran cleaner,electric operate	54.621	179.517	67.376	1.022.078
8437805900	Oth polishing mach for rice,sifting andsieving,bran cleaner,electric operate	115.977	219.265	136.043	745.701
8437806100	Polishing machines for rice,sifting andsieving,bran cleaner,not electric	176.471	476.391	182.113	553.399
8437806900	Oth polishing mach for rice,sifting andsieving,bran cleaner,not electric	12.529	171.758	35.137	522.275
8437901100	Parts of machin of subheading 8437.10,electrically operated	8.642	119.527	190.282	1.595.730
8437901900	Parts of machines oth than of subhead8437.10,electrically operated	36.247	560.287	51.715	1.276.268
8437902100	Parts of machines of subheading 8437.10,not electrically operated	419	3.101	8.352	57.788
8437902900	Oth parts of machines of subheading8437.10, not electrically operated	422.388	602.325	3.886.748	4.274.808
8438101000	Bakery mach,macaroni,spaghetti/similarproducts, electrically operated	107.851	563.178	1.195.707	5.076.426
8438102000	Bakery mach,macaroni,spaghetti/similarproducts, not electrically operated	4.503	139.110	4.720	2.024.115
8438201000	Mach for the manufac of confectionary,cocoa/chocolate, electrically operated	31.868	418.554	272.603	6.536.654
8438202000	Mach for the manufac of confectionary,cocoa/chocolate,not electric operated	0	14.643	0	565.229
8438301000	Mach for sugar manufac, electricallyoperated	0	196.378	0	1.870.011
8438302000	Machinery for sugar manufacture,not electrically operated	0	980.550	0	5.064.158
8438402000	Brewery machinery, not electricallyoperated	28	255	64	13.716
8438501000	Mach for the preparation of meat/poultry,electrically operated	25.058	100.279	143.047	1.377.946
8438502000	Mach for the preparation of meat/poultry,not electrically operated	958	33.741	7.919	59.258
8438601000	Machiner for the preparation of fruits,nuts/vegetab, electrically operated	16.203	92.086	63.049	1.186.747
8438602000	Machiner for the preparation of fruits,nuts/vegetab, not electric operated	45.167	176.696	51.656	239.157
8438801100	Coffee pulpers, electrically operated	0	50.658	0	2.218.250
8438801200	Coffee pulpers, not electricallyoperated	0	3.680	0	41.740
8438809100	Oth coffee pulpers,electric operated	91.232	317.213	1.717.390	4.554.019
8438809200	Oth coffee pulpers,not electric operated	17.754	153.682	23.290	135.852
8438901100	Parts of goods of subheading 8438.30.10electrically operated	28.900	66.066	53.750	277.922
8438901200	Part of coffee pulper,electric operatedmachines	1.004	7.235	5.723	45.238
8438901900	Parts of oths goods of heading 84.38electrically operated	49.599	176.266	302.737	1.938.931
8438902100	Parts of goods of subheading 8438.30.20not electrically operated	174	75.432	10.076	355.769
8438902900	Parts of oth goods of heading 84.38.20of coffee pulpers,not electric operated	16.234	484.830	206.187	3.223.971
8439100000	Machinery for making pulp of fibrouscellulosic material	52.622	281.379	1.187.044	3.638.869
8439200000	Machinery for making paper/paperboard	61.032	4.495.710	490.481	31.713.361
8439300000	Machinery for finishing paper/paperboard	4.123	1.123.949	25.662	15.457.431
8439911000	Part of machin for mak pulp of fibrouscellulosic material,electrically operat	6.575	166.109	249.829	4.345.934
8439912000	Part of machin for mak pulp of fibrouscellulosic material,not electric operat	10.252	84.343	274.136	3.863.134
8439991000	Parts for making/finishing paper/paperboard, electrically operated	525.764	3.434.568	11.284.553	63.720.845
8439992000	Parts for making/finishing paper/paperboard, not lectrically operated	520	2.321	2.944	32.427
8440101000	Book-binding mach, includ book-sewing,electrically operated	24.138	171.542	276.616	1.727.458
8440102000	Book-binding mach, includ book-sewing,not electrically operated	44	23.810	121	67.143
8440901000	Parts of book binding & sewing machineselectrically operated machines	175	1.457	28.412	101.211
8440902000	Parts of book binding & sewing machinesnot electrically operated machines	16	1.115	4.015	24.669
8441101000	Cutting machines, electrycally operated	330.009	1.643.769	1.688.138	10.862.242
8441102000	Cutting mach, not electrycally operated	36.431	82.936	245.932	790.025
8441201000	Machin for making bags,sacks/envelopeselectrically operated	63.415	353.749	511.196	4.543.569
8441202000	Machin for making bags,sacks/envelopesnot electrically operated	0	9.953	0	404.133
8441301000	Mach for mak cartons,boxes,cases,tubedrum/similar containers,electric operat	34.011	190.536	243.165	2.063.027
8441302000	Mach for making carton,boxes,cases,tubedrums/similar containers,not electric	0	147	0	3.596
8441401000	Machines for moulding articles in paperpulp,paper/paperboard,electri operat	12.573	378.738	274.250	3.736.826
8441402000	Machines for moulding articles in paperpulp, paper/paperboard, not electric	4	48	1.904	28.247
8441801000	Oth machinery for making up paper pulp,paper/paperboard,electrically operat	166.690	770.767	1.264.514	9.447.784
8441802000	Oth machinery for making up paper pulp,paper/paperboard,not electric operat	353	26.304	4.262	237.051
8441901000	Part of machin for mak up paper pulp,paper/paperboa,cutting mach,elec opert	119.237	537.454	1.222.564	12.579.904
8441902000	Parts of machin for mak up paper pulp,paper/paperboa,cutting mach,not elec op	332	16.548	12.379	323.152
8442301000	Machinery, apparatus and equipment,electrically operated	11.622	89.775	543.300	2.872.066
8442302000	Machinery, apparatus and equipment,not electrically operated	8.359	16.865	23.199	133.778
8442401000	Parts of electrically operated machin,apparatus/equipment	7.335	41.669	102.362	401.611
8442402000	Parts of the foregoing mach,apparatus/equipment,non electrically operated	12.459	20.929	64.724	344.722
8442500000	Plate,cyls&oth.print comp.plates,cyl &lithograph stones,prepared print purpose	18.228	115.785	154.561	2.070.250
8443110000	Print.mach.used for print by mean platescyl&oth print,offset print mach,reel fed	247.752	1.177.510	894.818	4.515.134
8443120000	Print.mach.use,print by mean plate cyl&oth print,offset print mach,sheetfed,off	35.013	266.707	24.808	5.498.326
8443130000	Oth offset printing machinery	216.182	1.232.403	1.896.042	14.462.344
8443140000	Letterpress printing mach, reel-fed,excluding flexographic printing	3.493	98.273	214.473	380.111
8443150000	Letterpress printing mach,oth than reel-fed, excluding flexographic printing	1	292	144	4.301
8443160000	Flexographic printing machinery	18.675	285.167	139.983	2.029.189
8443170000	Gravure printing machinery	74.271	392.210	368.111	4.416.608
8443190000	Oth than gravure,flexographic,letterpress,oth offset printing mach	128.471	1.063.298	3.519.000	19.258.948
8443311010	Printer-copier,ink-jet,color,capable ofconnecting to a data machine/network	213.142	1.416.705	1.915.113	15.032.203
8443311090	Printer-copier,ink-jet proces,no color,capable of connect to data mach/network	1.006	19.928	14.093	157.818
8443312010	Printer-copier,laser proces,color,capable connect to data mach/network	8.070	25.272	344.801	1.126.754
8443312090	Printer-copier,laser proces,no color,capable connect to data mach/network	21.526	375.197	339.881	5.436.056
8443313010	Combination printer-copier-facs mach,color,connect to data mach/network	19.475	242.082	348.577	4.210.037
8443313090	Combination printer-copier-facs mach,no color,connect to data mach/network	39.830	151.373	491.130	2.411.967

**I.3. IMPOR MENURUT KOMODITI / IMPORT BY HS COMMODITY**  
**\*\*\* JUNI / JUNE 2009 \*\*\***

HS	Uraian Komoditi Commodity Description	Berat Bersih / Net Weight (Kg)		Nilai / Value C.I.F (US\$)	
		Bulan ini Current Month	Kumulatif Cum.Jan. to date	Bulan ini Current Month	Kumulatif Cum.Jan. to date
8443319010	Oth mach which perform >= 2 function of printing, copying/facsimile; color	90	622	12.174	32.137
8443319090	Oth mach which perform >= 2 function of printing, copying/facsimile, no color	6.503	65.643	156.382	1.110.125
8443321010	Dot matrix printer, color, capable of connect to data machine/network	0	1.316	0	149.542
8443321090	Dot matrix printer, no color, capable of connect to data machine/network	135.304	426.328	3.805.900	14.075.186
8443322010	Ink-jet printer, color, capable of connect to a data machine/network	132.443	2.091.881	1.392.861	18.943.445
8443322090	Ink-jet printer, no color, capable of connect to a data machine/network	9.215	87.245	345.720	1.606.479
8443323010	Laser printer, color, capable of connect to a data machine/network	12.617	45.138	218.536	800.138
8443323090	Laser printer, no color, capable of connect to a data machine/network	7.147	67.285	68.468	1.049.636
8443324090	Facsimile machine, no color, capable of connect to a data machine/network	7.658	40.931	124.171	618.477
8443325010	Mach of screen print machinery, color, capable of connect to data mach/network	0	369	0	27.929
8443325090	Mach of screen print machinery, no color, capable of connect to data mach/network	1.173	3.732	64.947	136.152
8443329010	Mach of oth material, color, capable of connect to data machine/network	0	8.599	0	281.006
8443329090	Mach of oth material, no color, capable of connect to data machine/network	765	1.603	19.433	59.081
8443391100	Electrostatic photocopy apparatus, direct process, color	20	349	1.651	69.854
8443391900	Electrostatic photocopy apparatus, direct process, no color	513.969	2.011.476	604.592	2.447.298
8443392010	Electrostatic photocopy apparatus, indirect process, color	0	1.936	0	76.974
8443392090	Electrostatic photocopy apparatus, indirect process, no color	31.571	118.349	449.496	2.729.916
8443393090	Oth photocopy apparatus incorporating, optical system, no color	3.962	32.613	115.568	522.295
8443394090	Ink-jet printer, no color, not capable of connect to data machine/network	0	97	0	17.400
8443399010	Oth print mach, color, not capable of connect to data machine/network	27	27	1.651	1.651
8443399090	Oth print mach, no color, not capable of connect to data machine/network	1.412	2.404	600	96.578
8443910000	Part & accessori of print machinery used for print by component of head 84.42	628.996	2.123.173	37.022.455	148.148.169
8443991000	Part & accessori of screen print machinery for manufacture of print circuit board	8.427	13.859	1.007.786	1.163.291
8443992000	Ink-filled printer cartridges	172.668	663.843	1.630.467	15.905.930
8443993000	Paper feeders and sorters	1.414	4.144	57.460	81.959
8443999000	Oth part & accessori of screen printing machinery	489.019	2.822.014	12.020.301	64.297.952
8444100000	Mach for extrude, texture/cut man-made textile material, electric operated	2.750	240.785	12.683	3.981.985
8444200000	Mach for extrude, texture/cut man-made textile material, not electric operated	1.143	8.985	5.415	28.100
8445111000	Carding machines, electrically operated	15.746	52.241	160.561	392.988
8445112000	Carding machines, not electrically operated	0	6.385	0	124.951
8445121000	Combing machines, electrically operated	0	5.075	0	133.357
8445131000	Drawing/roving machines, electrically operated	0	179.988	0	1.592.407
8445132000	Drawing/roving machines, not electrically operated	0	12.900	0	59.500
8445191000	Other machines for preparing textile fibres; electrically operated	54.470	159.647	506.933	1.890.863
8445192000	Other machines for preparing textile fibres; not electrically operated	0	357	0	749
8445201000	Textile spinning machines; electrically operated	40.756	205.252	273.861	2.607.832
8445202000	Textile spinning machines; not electrically operated	3.433	3.455	29.050	29.682
8445301000	Textile doubling/twisting machines; electrically operated	3.000	162.762	5.720	906.537
8445401000	Textile winding (including weft-winding) or reeling machine, electrically operated	63.848	282.183	452.002	3.916.797
8445402000	Textile winding (including weft-winding) or reeling machine, not electrically operated	6.554	6.554	12.249	12.249
8445901000	Oth machinery for preparing textile, electrically operated	6.804	297.577	36.810	1.479.535
8445902000	Oth machinery for preparing textile, not electrically operated	62.810	99.304	144.511	299.375
8446101000	Machines for weaving fabrics of a width <= 30 cm, electric operated	154.391	306.211	343.344	717.542
8446102000	Machin for weaving fabrics of a width <= 30 cm, not electric operated	32	2.895	150	14.656
8446210000	Machine for weaving fabrics of a width > 30 cm, Power looms, shuttle type	4.621	82.163	47.629	387.918
8446290000	Machine for weaving fabrics of a width > 30 cm, Oth than Pwr looms, shuttle type	379.944	2.154.814	2.569.926	10.451.407
8446300000	Machine for weaving fabrics of a width > 30 cm, shuttleless type	275.677	990.906	416.866	2.660.671
8447111000	Circular knitting mach, cylinder diamtr <= 165 mm, electrically operated	50.052	273.839	631.992	1.687.312
8447120000	Circular knitting mach, cylinder diamtr <= 165 mm, not electrically operated	0	7.714	0	186.160
8447121000	Circular knitting mach, cylinder diamtr > 165 mm, electrically operated	47.182	343.363	585.714	1.987.160
8447201000	Flat knitting & stitch bonding machine, electrically operated	8.000	479.743	24.200	5.110.984
8447202000	Flat knitting & stitch bonding machine, not electrically operated	27.725	181.964	117.723	2.520.922
8447901000	Machines for making gimped yarn, tulle, lace & mach for tufting, electric operated	196.557	760.076	889.950	5.804.862
8447902000	Machines for making gimped yarn, tulle, lace & mach for tufting, not electric operated	8.326	150.710	64.412	390.672
8448111000	Dobbies & jacquards, card reducing, electrically operated	23.533	83.531	77.884	523.670
8448120000	Dobbies & jacquards, card reducing, not electrically operated	2.244	12.861	17.895	70.061
8448191000	Oth auxiliary machin for mach of heading 84.44, 84.45, 84.46, 84.47, electric	30.213	180.139	77.819	1.193.673
8448192000	Oth auxiliary machin for mach of heading 84.44, 84.45, 84.46, 84.47, not electric	0	66.899	0	344.739
8448200000	Parts & accessories of mach of heading 84.44/their auxiliary machinery	98.608	574.154	900.432	7.355.792
8448310000	Card clothing of mach of heading 84.45	19.658	81.349	240.121	1.034.653
8448320000	Parts & accessories of mach for preparing textile fibres, other than card clothing	6.114	131.972	104.976	740.607
8448330000	Spindles, spindle flyers, spinning rings, and ring travellers of mach 84.45	13.063	46.570	417.890	1.538.276
8448390000	Other parts & accessories of mach of heading 84.45/their auxiliary machinery	132.154	1.007.269	1.525.516	10.112.922
8448420000	Reeds for looms, healds & heald-frames for weaving machines	8.549	46.636	191.771	998.571
8448491100	Shuttles, for electrically operated weaving machine	5.936	30.352	14.969	281.220
8448491900	Oth parts & acces, for electrically operated weaving machine	18.221	251.231	308.024	2.409.073
8448492000	Parts & acces, for non electrically operated weaving machine	114	23.429	1.989	121.906
8448510000	Sinkers, needles & other articles used in forming stitches	8.285	47.715	746.810	4.444.348
8448590000	Oth parts & accessories of mach of heading 84.47/their auxiliary machinery	39.622	220.156	159.446	1.370.300
8449001000	Mach for the manufacture/finishing of felt/nonwovens, electrically operated	4.396	18.896	33.127	100.547
8449002000	Mach for the manufacture/finishing of felt/nonwovens, not electric operated	0	3.458	0	33.289
8450111000	Household/laundry-type washing machin; fully-automatic mach; capacity <= 6 kg	175.379	892.108	803.417	3.900.944
8450119000	Household/laundry-type wash mach; fully-automatic machine; capacity > 6 kg	728.807	4.519.717	2.832.406	17.935.545



**I.3. IMPOR MENURUT KOMODITI / IMPORT BY HS COMMODITY**  
**\*\*\* JUNI / JUNE 2009 \*\*\***

H S	Uraian Komoditi Commodity Description	Berat Bersih / Net Weight (Kg)		Nilai / Value C.I.F (US\$)	
		Bulan ini Current Month	Kumulatif Cum.Jan. to date	Bulan ini Current Month	Kumulatif Cum.Jan. to date
8450120010	Household/laundry-type wash mach;built-in centrifugal drier,capacity <= 6 kg	34.060	510.376	141.560	2.117.287
8450120020	Household/laundry-type wash mach;built-in centrifugal drier,capacity > 6 kg	725.784	3.447.446	1.989.517	10.070.690
8450190010	Other household/laundry-type wash mach;dry linen capacity <= 6 kg	39	2.594	2.067	7.642
8450190020	Other household/laundry-type wash mach;dry linen capacity > 6 kg	25.365	651.408	50.567	1.210.302
8450200000	Household/laundry-type washing mach;a dry linen capacity >10 kg	58.082	589.644	301.702	3.242.437
8450901000	Parts of goods of subheading 8450.20	18.636	39.728	52.243	108.666
8450902000	Parts of goods of subheading 8450.11,8450.12 or 8450.19	373.283	1.795.717	1.245.320	5.809.385
8451100000	Dry-cleaning machines	1.963	31.085	8.411	470.252
8451210000	Drying machines,each of a dry linencapacity not exceeding 10 kg	12.662	63.752	107.256	345.634
8451290000	Drying machines,each of a dry linencapacity exceeding 10 kg	444.487	939.426	1.516.264	4.331.785
8451300000	Ironing machines and presses(including fusing presses)	23.357	101.685	78.709	785.901
8451400000	Washing, bleaching or dyeing machines	199.667	671.878	1.026.205	4.228.126
8451500000	Mach. for reeling,unreeling,folding,cutting/pinking textile fabrics	14.465	114.715	56.717	751.178
8451801000	Other machinery exclude machines of hd84.50; for domestic use	0	623	0	34.211
8451809000	Other machinery exclude machines of hd84.50; not for domestic use	77.777	660.445	462.781	5.197.047
8451901000	Parts of machines or dry linen capacityno exceeding 10 kg	26	2.826	4.097	77.618
8451909000	Parts of oth machines of heading 8451	41.788	234.410	106.304	1.410.338
8452100000	Sewing machines of the householdtype	67.159	535.317	129.232	978.708
8452210000	Oth sewing machines, automatic units	192.388	573.157	818.649	3.802.770
8452290000	Oth sewing machines, not automatic units	234.241	1.247.167	1.302.968	6.628.362
8452300000	Sewing machine needles	40.931	105.767	103.173	417.564
8452400000	Furniture, bases and covers for sewingmachines and parts thereof	9.186	53.611	15.917	102.039
8452901100	Arms,beds,stands,flywheel,belt guard;treadles/pedals of subhead 8452.10	18.575	86.029	22.466	242.792
8452901900	Oth part of sewing mach of machinery ofsubheading 8452.10	24.894	125.612	73.096	359.818
8452909010	Arms beds,foot & pedals of mach excludesubheading 8452.10	15.083	49.470	24.165	191.561
8452909090	Other parts of sewing mach of machineryexclde subheading 8452.10	229.795	841.519	592.469	2.346.634
8453101000	Machinery for prepare,tanning/work hides, skins/leather, elect operated	25.732	318.979	156.049	974.442
8453102000	Machinery for prepare,tanning/work hides, skins/leather, not elect operated	0	7.541	0	47.438
8453201000	Machinery for making/repairingfootwear, electrically operated	23.316	436.163	151.021	3.081.335
8453202000	Machinery for making/repairingfootwear, not electrically operated	2.012	22.650	5.890	121.346
8453801000	Mach for make/repaire other articles ofhides,skins,not sewing machine,electric	77.113	342.081	4.217.873	5.359.655
8453802000	Mach for make/repaire other articles ofhides,skins,not sewing machin,not elect	1.166	50.124	7.000	206.106
8453900000	Parts of goods of heading 84.53	41.580	231.280	402.189	1.592.915
8454100000	Converters	101.071	126.716	143.896	1.585.594
8454200000	Ingot moulds and ladles	54.728	412.433	711.397	7.279.041
8454300000	Casting machines	252.412	884.928	2.299.241	8.428.748
8454900000	Parts of goods of heading 84.54	145.700	728.871	800.558	5.722.059
8455100000	Tube mills	16.200	273.185	58.571	715.977
8455210000	Oth Rolling mills, hot or combination hocold	77.580	325.557	568.602	875.869
8455220000	Oth Rolling mills, cold	145.104	177.927	89.480	237.544
8455300000	Rolls for rolling mills	474.413	1.444.534	2.746.838	7.221.058
8455900000	Other parts of metal-rolling millsand rolls therefor.	284.703	1.996.884	1.434.854	8.660.672
8456100000	Machines tool for work any material byremoval material,operat by laser/photon	3.451	11.397	221.376	701.844
8456200000	Machines tool for work any material byremoval material,operat by ultrasonic	2.544	87.783	60.273	134.764
8456300000	Machines tool for work any material byremoval material,electro-discharge	29.686	101.199	1.320.041	2.126.346
8456901000	Mach tool for mnfact of printed circuit,numerical control,by plasma arc process	0	15.342	0	91.861
8456902000	Wet proces equip for the applicationby immersion of electrochemic solutions	74	501	111	8.939
8456909000	Oth mach tool for work any material byother operating processes	8.217	56.912	195.935	1.401.460
8457100000	Machining centres	221.577	892.468	2.378.792	13.578.992
8457200000	Unit construction machines(single-station)	0	88.709	0	422.586
8457300000	Multi-station transfer machines	9.911	12.319	88.944	166.734
8458110000	Horizontal lathes, numericallycontrolled	26.931	392.977	559.411	6.653.859
8458190000	Horizontal lathes,not numericallycontrolled	144.722	687.289	1.203.426	6.846.174
8458910000	Other lathes,numerically controlled	2	232.257	100	5.227.899
8458990000	Other lathes,not numerically controlled	285.455	1.077.222	2.527.850	13.323.564
8459101000	Way-type unit head machineselectrically operated	8.054	79.165	56.313	779.475
8459102000	Way-type unit head machines, notelectrically operated	0	33.832	0	904.510
8459210000	Dilling machines, numericallycontrolled	8.639	142.205	189.800	2.079.805
8459291000	Dilling machines, electrically operated	72.889	576.216	680.784	4.066.146
8459292000	Dilling machines, not electricallyoperated	0	35.370	0	116.729
8459310000	Boring-milling machines, numericallycontrolled	28.554	142.925	69.024	1.002.281
8459391000	Oth boring-milling machines, electricallperated	52.355	215.765	89.949	868.398
8459392000	Oth boring-milling machines, notelectrically operated	0	21.500	0	423.360
8459401000	Oth boring machines, electricallyoperated	65.559	288.246	661.271	3.096.086
8459402000	Oth boring machines, not electricallyoperated	0	51.876	0	406.503
8459510000	Milling machines, knee-type,numerically controlled	2.164	17.557	10.647	67.771
8459591000	Oth milling machines, knee-type,electrically operated	0	90.583	0	235.959
8459592000	Oth milling machines, knee-type, notelectrically operated	0	1.070	0	10.587
8459610000	Other milling machines, numericallycontrolled	0	40.561	0	632.659
8459691000	Other milling machines, not nmrclycontrolled, electrically operated	18.720	431.013	247.968	5.606.233
8459692000	Other milling machines, not nmrclycontrolled, not electrically operated	1.298	26.643	6.688	115.109
8459701000	Threading/tapping machines,electrically operated	38.298	367.267	1.248.471	3.111.430
8459702000	Threading/tapping machines, notelectrically operated	16.527	38.362	62.121	361.152

**I.3. IMPOR MENURUT KOMODITI / IMPORT BY HS COMMODITY**  
**\*\*\* JUNI / JUNE 2009 \*\*\***

H S	Uraian Komoditi Commodity Description	Berat Bersih / Net Weight (Kg)		Nilai / Value C.I.F (US\$)	
		Bulan ini Current Month	Kumulatif Cum.Jan. to date	Bulan ini Current Month	Kumulatif Cum.Jan. to date
8460110000	Flat-surface grinding mach,an accuracyof at least 0.01 mm,numeric controlled	396	38.409	4.099	691.850
8460191000	Oth flat-surface grinding mach, accuracyof at least 0.01 mm, electric operated	73.343	367.078	322.703	2.413.990
8460192000	Oth flat-surface grinding mach, accuracyof at least 0.01 mm, not elect operated	7.774	62.064	18.728	972.559
8460210000	Other grinding mach,an accuracy of atleast 0.01 mm, numerically controlled	560	11.285	3.681	259.979
8460291000	Other grinding mach,an accuracy of atleast 0.01 mm, electrically operated	68.327	316.555	549.523	4.346.955
8460292000	Other grinding mach,an accuracy of atleast 0.01 mm, not electric operated	2.229	29.916	33.405	367.307
8460311000	Machine tools, numeric controlled, forsharpen carbide diamet <= 3.175 mm	10	1.392	23	29.407
8460319000	Oth sharpening (tool/cutter grinding)machines, numerically controlled	3.326	37.279	24.005	502.485
8460391000	Oth sharpening (tool/cutter grinding)machines, electrically operated	6.466	36.572	132.788	371.835
8460392000	Oth sharpening (tool/cutter grinding)machines, not electrically operated	548	806	6.842	10.076
8460401000	Honing/lapping mach,electricallyoperated	16.049	88.230	241.686	2.253.260
8460402000	Honing/lapping mach, not electricallyoperated	0	2.166	0	48.673
8460901000	Oth mach-tools for deburring,abrasives/polishing products, electric operat	9.803	102.842	51.008	2.790.855
8460902000	Oth mach-tools for deburring,abrasives/polishing products,not electric operat	48	12.808	595	632.631
8461201000	Shaping/slotting machines,electricallyoperated	31.353	219.418	160.598	1.510.306
8461202000	Shaping/slotting mach,not electricallyoperated	138	28.705	3.259	313.537
8461301000	Broaching mach,electrically operated	4.799	14.273	157.121	486.053
8461401000	Gear cutting,gear grinding/gearfinishing mach, electric operated	30.783	217.697	239.023	3.814.896
8461402000	Gear cutting,gear grinding/gearfinishing mach, not electric operated	101.888	105.361	1.155.760	1.168.553
8461501000	Sawing/cutting-off machines,electrically operated	59.480	525.158	579.750	4.972.339
8461502000	Sawing/cutting-off machines, notelectrically operated	3.147	25.210	10.078	91.816
8461901000	Oth mach-tool for planing/shaping/slottiby cermets, electrically operated	45.347	157.723	436.386	2.011.954
8461909000	Oth mach-tool for planing/shaping/slottiby cermets, not electrically operated	8.308	39.476	463.529	986.169
8462101000	Forging/die-stamping machines(including pres) & hammers, electric	931.989	3.362.236	5.748.498	19.468.080
8462102000	Forging/die-stamping machines(includ pres)&hammers,not electric	3.866	300.087	28.897	2.812.434
8462210000	Bend,fold,straighten/flattening machine(includ pres),numeric control	8.306	355.323	93.265	3.354.078
8462291000	Bend,fold,straighten/flattening machine(includ pres),not nmric control,elect	172.370	842.320	1.471.560	9.029.948
8462292000	Bend,fold,straighten/flattening machine(incl pres), not nmrc control,not elect	3.613	47.918	15.654	534.830
8462310000	Shearing machine (incl press),oth thancombine punching mach,numeric control	35.690	120.981	963.299	1.497.329
8462391000	Shearing machine (incl press),oth thanbine punching mach,not nmrc cntrl,elect	313.904	813.097	2.796.500	5.826.429
8462392000	Shearing mach (incl press),oth than binepunch mach, not nmrc control,not elect	1.940	64.004	14.245	351.313
8462410000	Punching/notching mach,incl comb punch &shearing mach,numeric control	19.504	135.038	321.642	833.273
8462491000	Punching/notching mach,incl comb punch &shearing mach,not numeric cntrl,ele	71.530	265.734	995.425	3.184.148
8462492000	Punching/notching mach,incl comb punch &shear mach,not numric cntrl,not elec	7.482	59.853	96.992	174.808
8462910000	Hydraulic presses	224.403	1.042.497	1.049.156	4.978.795
8462991000	Mach for manufac of boxes,cans& similar contain of tin plate, electr.	760	221.748	12.100	3.057.453
8462992000	Mach for manufac of boxes,canscontain tin plate,not elect. operated	5	5	1.387	1.387
8462995000	Oth machine for working metal byforging,hamming,electric operated	364.650	843.737	1.259.216	5.613.450
8462996000	Oth machine for working metal byforging,hamming,not electric operated	9.259	19.043	19.908	78.536
8463101000	Draw-benches for bars,tube,profile,wire,or the like, electrically operated	51.612	94.660	99.309	508.455
8463102000	Draw-benches for bars,tube,profile,wire,or the like, not electrically operated	2.711	2.712	4.584	4.807
8463201000	Thread rolling machines, electricallyoperated	0	43.880	0	363.134
8463202000	Thread rolling machines,notelectrically operated	0	44.603	0	49.257
8463301000	Machines for working wire,electricallyoperated	60.835	404.618	206.422	3.374.843
8463302000	Machines for working wire, notelectrically operated	0	2.022	0	202.088
8463901000	Oth mach tool for work metal/cerments,without remove material,elect operated	189.122	700.249	432.031	3.307.364
8463902000	Oth mach tool for work metal/cerments,without remove material,not elect operat	22	223.698	3.186	353.966
8464101000	Sawing mach for working stone,ceramics electrically operated	5.975	27.135	17.850	131.317
8464102000	Sawing mach for working stone,ceramicsnot electrically operated	0	95	0	564
8464201000	Grinding/polishing machines,electrically operated	38.834	131.720	115.710	596.754
8464202000	Grinding/polishing machines,not electrically operated	1.798	3.047	5.341	48.196
8464901000	Oth mach tool for work stone,ceramics/like mineral material,elect operated	58.270	504.121	259.392	3.390.468
8464902000	Oth mach tool for work stone,ceramics/like mineral material,not elect operate	463	44.243	157	85.018
8465100000	Mach, can carryout different type opera-tion without tool charge for such operat	28.210	194.657	198.003	810.153
8465911000	Sawing machines for scoring PCB/PWB's electrically operated	11.898	29.950	74.619	143.926
8465912000	Other sawing mach for scoring PCB/PWB's, electrically operated	38.245	323.112	75.073	1.201.225
8465919000	Other sawing mach for scoring PCB/PWB's, not electrically operated	9.577	225.424	79.887	818.805
8465921000	Mach tools for routing PCB/PWB'ssubstrates,shank dmtr <=3.175 mm	25	50.786	468	273.274
8465922000	Oth planing,milling/moulding (bycutting) mach,electrically operated	74.802	414.408	359.046	2.179.602
8465929000	Oth planing,milling/moulding (bycutting)machines,not electric operated	61.423	294.258	586.983	3.289.205
8465931000	Grinding, sanding/polishing machines,electrically operated	55.750	255.016	221.168	960.709
8465932000	Grinding, sanding/polishing machines,not electrically operated	25	19.257	1.827	125.655
8465941000	Bending/assembling machines,electrically operated	11.687	50.760	285.092	721.296
8465942000	Bending/assembling machines, notelectrically operated	0	1.293	0	66.866
8465951000	Drilling mach for manufac PCB/PWB's,with a spindle speed > 50.000 rpm	32.326	107.698	12.242	238.725
8465953000	Other drilling/morticing machines,electrically operated	3.728	190.896	18.081	336.452
8465959000	Other drilling/morticing machines, notelectrically operated	1.158	58.919	6.551	462.538
8465961000	Splitting, slicing/paring machines,electrically operated	33.745	349.652	113.018	7.310.469
8465962000	Splitting, slicing/paring machines,not electrically operated	26.585	26.805	76.974	91.024
8465993000	Lathes, electrically operated	0	49.505	0	146.085
8465994000	Lathes, not electrically operated	0	5.549	0	5.827
8465995000	Oth mach for deburring surfaces of PCB/PWB's, for scoring laminati presses	23.470	87.475	108.549	304.066
8465996000	Other mach-tools for nailing,stapling,glueing/otherwise assemb,electric	9.154	462.349	54.990	1.268.418

**I.3. IMPOR MENURUT KOMODITI / IMPORT BY HS COMMODITY**  
**\*\*\* JUNI / JUNE 2009 \*\*\***

H S	Uraian Komoditi Commodity Description	Berat Bersih / Net Weight (Kg)		Nilai / Value C.I.F (US\$)	
		Bulan ini Current Month	Kumulatif Cum.Jan. to date	Bulan ini Current Month	Kumulatif Cum.Jan. to date
846599000	Other mach-tools for nailing,stapling,glueing/otherwise assemb,not electric	31.812	391.965	212.123	5.343.042
8466101000	Tool hold.self-open dieheads for 8456.908460.31,8465.91,8465.92,8465.95,846:	151.266	189.084	2.146.564	3.542.636
8466109000	Other tool holders & self-openingdieheads	18.350	306.607	295.351	3.942.897
8466201000	Work holders for sub 8456.99, 8460.31,8465.91, 8465.92, 8465.95, 8465.99	3.207	15.465	50.907	233.789
8466209000	Work holders for other machine	45.610	115.375	558.082	2.079.410
8466301000	Dividing head,special attach for 8456.908460.31,8465.91,8465.92,8465.95&846:	296	59.443	5.714	1.025.195
8466309000	Dividing heads & other specialattachments for oth machine-tools	32.705	95.048	258.943	1.870.228
8466910000	Parts&acces suitable for machine ofheading 84.64	179.369	689.716	285.108	2.170.566
8466921000	Parts&acces suitable for mach subhead8465.92.10, 8465.95.10, 8465.99.50	3.085	109.764	45.077	674.810
8466929000	Parts & acces suitable for mach ofother subheading 84.65	35.770	191.636	434.319	1.929.189
8466932000	Parts&acces suitable for mach subhead8456.90.10,8456.90.20,8460.31.10	161	4.300	8.694	128.147
8466939000	Parts&acces suitable for mach ofother headings 84.56 to 84.61	58.064	427.890	1.247.998	12.969.637
8466940000	Parts & acces suitable for machineother headings 84.62 or 84.63	119.040	959.145	1.772.405	13.040.822
8467110000	Tool for work in the hand,pneumatic,rotary type (incl rotary percussion)	6.174	43.658	288.713	1.685.456
8467190000	Tool for working in the hand,pneumatic,in other type	16.365	62.095	95.889	682.990
8467210000	Drills of all kinds with selfcontained electric motor	78.710	408.983	205.245	1.055.293
8467220000	Saws with self containedelectric motor	18.406	88.038	68.683	252.926
8467290000	Oth tool for working in the hand,with self-contained electric motor	291.498	1.809.774	685.880	3.619.464
8467810000	Chain saws	29.181	237.576	113.748	856.194
8467890000	Oth tool for working in the hand	66.559	502.181	308.919	4.660.916
8467911000	Part of chain saw,of elect-mechanic forwork in hand,self-cont. electric motor	3.658	24.272	7.351	46.326
8467919000	Part of other chain saw	75.217	321.235	130.741	907.877
8467920000	Parts of pneumatic tools	13.872	31.004	109.346	405.222
8467991000	Part of tool of subhead8467.21, 8467.22or 8467.29	28.611	109.620	67.209	259.873
8467999000	Part of tool of of oth heading 8467	86.937	506.391	341.337	1.207.809
8468100000	Hand-held blow pipes	297	8.285	2.104	30.618
8468201000	Hand-operated gas welding, brazing/cutting appliances for metal	2.158	72.588	20.177	912.658
8468209000	Other gas-operated machinery & apparatus	17.911	399.370	145.219	4.256.322
8468800000	Other machinery and apparatus forsoldering, brazing/welding	16.966	141.445	216.328	1.445.874
8468901100	Parts of goods of subheading8468.10	0	1.969	0	23.635
8468901200	Parts of goods of subheading8468.20.10	12.586	55.593	69.843	363.771
8468909000	Parts of other Heading 8468	32.577	188.859	251.861	1.316.739
8469001000	Word-processing machines	22.842	132.548	1.218.453	5.627.670
8469009010	Automatic typewriters	3.388	3.663	50.222	50.800
8469009090	Other typewrites	7.851	82.072	48.059	564.346
8470100000	Electronic calculators, cpble of operatiwithout an extnl source electric power	43.180	429.268	230.136	5.135.072
8470210000	Electronic calculating machinesincorporating a printing device	417	11.207	22.781	75.234
8470290000	Other electronic calculating machines	6.500	62.073	48.374	398.499
8470300000	Other calculating machines	153.344	437.901	552.265	1.341.926
8470500000	Cash registers	21.095	78.642	831.282	3.008.454
8470901000	Postage-franking machines	35	619	8.359	62.974
8470902000	Accounting machines	0	716	0	4.240
8470909000	Machines for pocket-size data record,reproduc,display mach with calculat	519	17.300	28.750	223.736
8471301000	Handheld computer incl palmtop & PDAs	1.442	14.384	20.563	1.531.582
8471302000	Laptop incl notebooks	338.279	2.075.443	31.112.215	188.662.608
8471309000	Oth portable digital automatic dataprocc mach,weigh not more than 10 kg	188.638	602.018	610.014	3.778.575
8471411000	Personal computers excl 8471.30with at least a CPU and an input/output	144.952	779.507	1.755.858	18.926.916
8471419000	Oth automatic data processing machineswith at least a CPU and an input/output	68.280	281.226	1.118.100	9.960.588
8471491000	Personal computers excl 8471.30presented in form of systems	99.624	750.833	2.924.165	24.471.817
8471499000	Oth automatic data processing machinespresented in form of systems	39.932	392.821	1.745.442	31.873.779
8471501000	Processing units for personal computerother of subhd 8471.41 or 8471.49	93.306	305.178	4.401.820	17.299.824
8471509000	Oth Processing unitsother of subhd 8471.41 or 8471.49	153.012	1.016.175	3.486.215	23.425.233
8471603000	Computer keyboards	126.946	742.256	832.331	3.475.026
8471604000	X-ycoordinate input devices,includingmouse,light pens,joystick,track balls	256.208	1.014.172	1.259.556	4.981.909
8471605000	Plotters whether input/output units ofheading 84.71 or of heading 90.17	899	20.532	51.445	496.278
8471609000	Other input/output units,whether/not contain storg unitsthe same housing	427.028	2.343.493	1.814.382	13.092.759
8471701000	Floppy disk drives	43.151	373.415	2.269.455	28.837.957
8471702000	Hard disk drives	186.705	1.431.463	1.894.380	15.160.222
8471703000	Tape drives	872	11.384	124.794	1.355.881
8471704000	Optical disk drives,including cd-romdrives,dvd drives & cd-r drives	152.599	1.202.432	4.969.120	44.902.911
8471705000	Proprietary fmat strge device incl med-dia therefor f automat. dt proc.mach	20.476	52.371	2.704.954	5.338.986
8471709100	Backup management systems	121	84.333	22.950	2.692.643
8471709900	Other storage units ofautomatic data processing machine	33.827	202.989	526.157	7.802.166
8471801000	Control and adaptor units	35.847	242.094	482.156	3.149.046
8471807000	Sound card and video card	36.449	199.185	399.178	1.778.854
8471809000	Other units of automatic dataprocessing machines	73.543	520.358	2.588.204	29.580.425
8471901000	Bar code readers	5.919	57.573	185.441	1.347.177
8471902000	Optical character readers,document/image scanners	30.656	160.394	596.640	3.813.425
8471909000	Other units automatic data processingmachines	129.261	649.017	3.433.158	8.065.946
8472101000	Duplicating machines, electricallyoperated	826	16.213	1.716	101.859
8472102000	Duplicating machines, not electricallyoperated	440	980	878	1.932
8472301000	Machin for sorting/folding mail/forinserting mail in envelopes,electric	0	12.241	0	49.910
8472302000	Machin for sorting/folding mail/forinserting mail in envelopes,not elect.	3	3.141	4.357	17.556

**I.3. IMPOR MENURUT KOMODITI / IMPORT BY HS COMMODITY**  
**\*\*\* JUNI / JUNE 2009 \*\*\***

H S	Uraian Komoditi Commodity Description	Berat Bersih / Net Weight (Kg)		Nilai / Value C.I.F (US\$)	
		Bulan ini Current Month	Kumulatif Cum.Jan. to date	Bulan ini Current Month	Kumulatif Cum.Jan. to date
8472901000	Automatic teller machines	653.833	1.623.649	9.886.681	23.379.456
8472902000	Electronic fingerprint identificationsystem	6.152	24.774	84.729	320.927
8472903000	Other office machines,electricallyoperated	41.816	163.164	355.140	1.981.739
8472909000	Other office machines,not electricallyoperated	34.854	100.195	119.307	401.143
8473101000	Printed circuit assemblies for word-processing	208	14.465	15.589	312.595
8473109000	Other parts & access of the mach of heading 84.69	7.094	27.599	390.573	1.428.217
8473210000	Parts & access electronic calculatingmach sub 8470.10, 8470.21/8470.29	592	4.455	21.007	117.801
8473290000	Parts & access of other machines of heading 84.70	5.709	19.835	213.946	1.561.352
8473301000	Assembled printed circuit boardsfor machines of heading 84.71	440.830	2.339.094	4.635.354	27.417.593
8473309000	Parts & access of other machines of heading 84.71	1.231.161	6.263.353	32.910.163	176.629.958
8473401100	Parts including printed circuit assemfor machines of heading 84.72	37	1.073	4.833	159.410
8473401900	Other parts&accessories of the machof heading 84.72,for electric operate	4.580	34.267	155.586	861.912
8473402000	Other parts&accessories of the machheading 84.72,for non electric operate	206	36.275	8.367	75.085
8473501100	Parts&accessories suitable for usewith mach of heading 84.71,electric	49.416	218.667	3.560.887	8.585.323
8473501900	Parts&accessories suitable for usewith mach head 84.69 & 84.72,electric	939	237.193	16.776	1.363.874
8473502000	Part&aces suitable for use with machof heading 84.69-84.72,non-electric	20	37.359	24.832	471.094
8474101000	Sorting,screening,separating/washingmachines, electrically operated	92.055	896.334	395.980	4.311.300
8474102000	Sorting,screening,separating/washingmachines, not electrically operated	65.262	649.641	134.294	5.943.880
8474201100	Crushing/grinding machines forstone electrically operated	504.573	3.408.361	1.459.130	7.440.152
8474201900	Crushing/grinding mach for earth,oresoth mineral substances,electric operat	798.247	3.011.816	3.971.249	13.087.114
8474202100	Crushing/grinding mach for stone notelectrically operated	26.227	200.619	47.060	472.092
8474202900	Crushing/grinding mach for earth,oresoth mineral substances,not electric	850	1.176.362	1.445	4.434.078
8474311000	Concrete/mortar mixers, electricallyoperated	11.008	176.136	51.596	1.470.794
8474312000	Concrete/mortar mixers, notelectrically operated	1.813	151.776	3.296	1.604.580
8474321000	Mach for mixing mineral substances withbitumen,electrically operated	217.274	828.734	392.261	1.727.959
8474322000	Mach for mixing mineral substances withbitumen,not electrically operated	283	15.195	1.119	78.746
8474391000	Other mixing/kneading machineselectrically operated	83.952	338.224	501.644	3.758.750
8474392000	Other mixing/kneading machines notelectrically operated	1.545	11.708	56.151	120.082
8474401000	Mach for agglomerating,shaping/mauldsolid mineral fuels,electric operat	63.464	707.435	421.810	8.623.714
8474802000	Mach for agglomerating,shaping/mouldsolid mineral fuels,not elect. operat	1.079	39.859	2.528	265.385
8474901000	Parts of mach for heading 8474.10 to8474.80 of electric operated machines	1.098.923	5.802.861	8.180.368	38.350.562
8474902000	Parts of mach for heading 8474.10 to8474.80 of not electric operat mach	43.821	620.068	304.344	3.827.895
8475101000	Mach for assembl electric/electronicclamps tubes/valves,electric operat	10.890	79.546	223.561	2.362.258
8475102000	Mach for assembl electric/electronicclamps tubes/valves,not elect. operated	37	9.449	3.239	94.696
8475210000	Machines for making optical fibresand preforms thereof	0	6.327	0	181.483
8475290000	Other machines for manufacturing/hot working glass/glassware	23.323	117.165	173.121	2.340.504
8475901000	Parts of machine for heading 8475.10to 8475.29 of electric operated machin	29.752	294.972	1.963.278	12.959.823
8475902000	Parts of machine for heading 8475.10to8475.29 of not elect. operated mach	1.567	19.028	50.717	87.144
8476290000	Other automatic beverage-vendingmachines	6.103	122.457	97.685	1.262.614
8476810000	Other automatic goods-vending mach,incorporating heating/refrigerating	0	11	0	173
8476890000	Other automatic goods-vendingmachines	17.469	103.492	265.576	953.189
8476901000	Parts of automatic goods-vend machincorpor heating/refriger,elect.operat	98.807	589.813	1.546.776	7.630.643
8476909000	Parts of automatic goods-vendingmach	105.236	364.692	756.710	7.586.282
8477101000	Injection-moulding machines formoulding rubber	441.388	2.223.668	1.548.909	16.064.333
8477103100	P.v.c. injection moulding machine	344.764	1.737.920	875.891	8.366.617
8477103900	Other injection-moulding machinesfor moulding plastics	95.492	540.869	679.956	3.179.969
8477201000	Extruders for extruding rubber	33.074	160.571	170.300	1.106.103
8477202000	Extruders for extruding plastics	263.488	2.163.683	2.053.573	62.378.255
8477300000	Blow moulding machines	180.793	795.996	5.152.207	16.148.606
8477401000	Vacuum moulding & other thermo formingfor moulding/forming rubber	15.869	458.154	212.313	2.536.574
8477402000	Vacuum moulding & other thermo formingfor moulding/forming plastics	67.366	444.110	432.592	5.483.221
8477510000	Mach for mould/retread pneunt tyres,for moulding/othwise forming inner tub	303.583	1.152.502	2.910.055	10.318.497
8477591000	Other machine for moulding/otherwise-forming for rubber	49.346	325.952	111.599	2.004.256
8477592000	Other machine for moulding/otherwise-forming for plastics	0	107.574	0	223.342
8477801000	Other machinery for rubber,electrically operated	303.869	2.186.070	4.426.655	24.564.267
8477802000	Other mach for rubber,not electricallyoperated	89.578	473.197	1.923.056	5.554.603
8477803100	Lamination presses for the manufactrof PCB/PWBs	14.167	130.842	149.692	966.057
8477803900	Other machinery for plastics,electrically operated	13.845	91.959	155.086	1.303.100
8477804000	Other machinery for plastics, notelectrically operated	86.476	165.717	1.045.146	1.765.526
8477901000	Parts of electrically operatd mach forworking rubber/products from rubber	88.975	618.305	1.399.543	11.382.291
8477902000	Part of nonelectric opratd mach forworking rubb/fr the manuof product rubb	67.579	335.176	701.134	5.282.270
8477903200	Pars of lamination presses fr themanuf of PCB/PWBs	21	548	1.609	37.124
8477903900	Oth parts not in 8477.90.31-32	11.598	77.666	111.419	1.276.779
8477904000	Part of non elect.mach fr workig plast/manuof of prodct frm plastic material	19.296	423.174	224.919	2.479.903
8478101000	Machinery for preparing/making uptobacco, electrically operated	149.662	697.546	15.557.491	33.618.524
8478102000	Machinery for preparing/making uptobacco, not electrically operated	0	375	0	1.000
8478901000	Part of cigar/cigarette electricallyoperated mach	68.050	322.593	1.089.422	9.674.430
8478902000	Part of cigar/cigarette,nonelectrically operated mach	832	7.286	24.196	218.870
8479101000	Machinery fr public works,building/thelike electrically operated	54.279	446.544	445.712	3.840.447
8479102000	Machinery fr public works,building/thelike not electrically operated	6.593	20.883	99.316	282.310
8479201100	Machinery for making palm oilelectrically operated	1.783.695	5.102.473	7.755.751	37.502.100
8479201900	Machinery for preparing palm oilelectrically operated	40.738	2.204.386	170.803	6.448.100
8479202100	Machinery for making palm oil notelectrically operated	85.865	216.241	98.294	1.409.066

**I.3. IMPOR MENURUT KOMODITI / IMPORT BY HS COMMODITY**  
**\*\*\* JUNI / JUNE 2009 \*\*\***

H S	Uraian Komoditi Commodity Description	Berat Bersih / Net Weight (Kg)		Nilai / Value C.I.F (US\$)	
		Bulan ini Current Month	Kumulatif Cum.Jan. to date	Bulan ini Current Month	Kumulatif Cum.Jan. to date
8479202900	Machinery for preparing palm oil notelectrically operated	59.861	196.825	247.230	2.296.631
8479301000	Presses for the manufacture ofparticle board electrically operated	33.016	211.195	73.686	412.696
8479302000	Presses for the manufacture ofparticle board not electrically opertd	130	6.562	6.928	31.626
8479401000	Rope/cable making mach,electrically operated	10.725	288.309	58.000	1.766.642
8479402000	Rope/cable making mach, notelectrically operated	0	15.741	0	156.905
8479500000	Industrial robots, not elsewhere specified/included	6.515	52.575	303.835	1.761.941
8479600000	Evaporative air coolers	96.962	322.434	547.005	1.761.389
8479811000	Oth mach&mechanical appliance fortreating metal,electrically operated	216.545	1.163.280	6.886.573	25.289.663
8479812000	Oth mach&mechanical appliance fortreating mtl,nonelectrically operated	8.564	86.059	43.237	482.989
8479821000	Mixing,kneading,crush,grind,screen, &otherwise machine,electrically operated	204.773	1.673.952	5.126.823	18.058.829
8479822000	Mixing,kneading,crush,grind,screen, &otherwise machine,not elect operated	9.256	170.862	322.526	1.987.128
8479892000	Chemical vapour deposition app forflat panel display production	26.213	143.519	328.103	4.647.434
8479893000	Oth apparatus, electrically operated	200.836	985.572	2.766.048	23.756.860
8479894000	Oth apparatus,nonelectrically operated	25.804	421.533	1.101.468	10.288.067
8479902000	Part of goods of subheading8479.89.20	2.769	101.394	200.063	2.691.702
8479903000	Part of oth electrically operatedmachines	993.843	2.179.457	6.896.799	19.293.649
8479904000	Part of nonelectrically operatedmachines	21.368	241.183	695.791	5.293.010
8480100000	Moulding boxes for metal foundry	15.353	254.659	127.509	1.697.617
8480200000	Mould bases	85.767	633.980	511.308	4.191.277
8480301000	Moulding patterns, of copper	0	9.092	0	41.235
8480309000	Moulding patterns, of other material	170.742	1.074.642	1.408.263	10.207.265
8480410000	Moulds for metal/metal carbidesinjection/compression types	10.381	135.200	214.439	2.491.336
8480490000	Moulds for metal/metal carbides notinjection/compression types	113.124	558.104	1.866.088	9.277.518
8480500000	Moulds for glass	10.637	76.550	289.496	1.963.615
8480600000	Moulds for mineral materials	535.864	1.244.666	1.620.844	5.228.481
8480710000	Moulds for rubber,plastics, injection/compression type	382.687	2.611.070	7.361.411	43.925.863
8480790000	Mould for rubber,plastics, not injection, compression type	74.324	383.483	1.362.996	8.463.162
8481101100	Pres-reduce valve,iron/steel,manualoperate sluice,5 cm <=int dia <40cm	18.304	180.399	325.284	3.329.935
8481101900	Pres-reduce valve,iron/steel,automaticoperate sluice,5 cm <=int dia <40cm	124.455	1.546.106	1.521.019	13.668.210
8481102000	Pressure-reducing valves of copper/copper alloys	19.208	83.242	203.076	1.027.074
8481109000	Pressure-reducing valves not of iron/steel,not of oth metal,not of plastics	106.730	1.408.588	970.578	15.874.463
8481201000	Valve for pneumatic tran,manual operatesluice, 5 cm<=internal diameter<40cm	12.805	64.823	222.124	901.294
8481209000	Valves not of iron/steel, not of othmetal,not of plastics	82.156	456.396	856.949	5.948.285
8481301000	Cast iron valve of swing check-valvetype,40 <=inlets internal diamtr<600 mm	43.413	303.250	1.654.043	6.096.970
8481302000	Check (nonreturn) valve,copper/copperalloy, internal diameter < 25 mm	16.827	33.421	52.141	285.924
8481309000	Other check (nonreturn) valve	280.754	2.067.889	3.237.612	22.050.567
8481401000	Safety/relief valves of iron/steel	15.646	354.012	176.014	2.467.894
8481409000	Oth safety/relief valves	288.941	2.288.962	3.905.385	26.864.168
8481801100	Valves fr inner tube of copper/copperalloys	169.677	666.815	1.455.795	5.105.169
8481801200	Valves for inner tubesof oth materials	68.041	103.407	1.454.626	2.612.328
8481801300	Valves for tubeless tyres of copper/copper alloys	0	3.227	0	17.259
8481801400	Valves for tubeless tyres of othmaterials	4.117	51.479	39.884	465.744
8481802100	Lpg cylinder valves having inlet &outlet internal diameters<=2.5cm	196.596	1.287.117	1.146.830	7.006.338
8481802200	Lpg cylinder valves having inlet &outlet internal diameters>2.5cm	473	17.254	372	67.230
8481803000	Cocks/valves,whether/not fitted withpiezo electric igniters for gas stove	193.722	844.635	1.010.319	4.702.731
8481804100	Soda water bottle valve;gas operat,of plastic, 1 cm < intern dia <= 2,5cm	1.001	1.462	8.761	11.929
8481804900	Oth soda water bottle valves;gas operatebeer dispensing units	59.540	541.455	616.546	2.230.358
8481805100	Mixing tapes and valves,of plastic, 1 cm < internal diameter <= 2,5cm	14.583	87.528	20.400	122.989
8481805900	Others mixing tapes and valves	101.584	663.575	326.860	1.305.683
8481806100	Water pipeline valve,manual operatesluice,5cm<inlet/outlet int diamtr>=40cm	48.584	204.203	53.756	264.805
8481806200	Cast iron gate valve,inlet diamtr>=4cm &cast iron butterfly valve,inlet dia>=8cm	19.325	241.062	249.543	2.175.422
8481806300	Cast iron gate valve,inlet diamtr<4cm &cast iron butterfly valve,inlet dia <8cm	244.486	1.064.764	3.044.009	7.978.030
8481806400	Hog nipple waterer,of plastics,1 cm <=internal diameter < 2,5 cm	1.620	1.620	1.766	1.766
8481806500	Other hog nipple waterers	142	17.355	1.538	64.643
8481806600	Nipple joint valves,of plastics, 1 cm<=internal diameter < 2,5 cm	0	978	0	1.903
8481806700	Other nipple joint valves	16.191	86.328	111.423	613.470
8481807100	Ball valves,of plastics, 1 cm <=internaldiameter < 2,5 cm	38.132	155.142	2.055.272	4.267.382
8481807200	Other ball valves	269.517	2.171.525	5.218.983	33.625.283
8481807300	Gate valve,manual operate,of iron/steel,5cm<=inlet/outlet internal diamtr<40cm	223.585	1.088.235	911.187	4.795.611
8481807400	Gate valve,manual operate,of iron/steel,inlet/outlet internal diamtr < 40cm	30.548	486.822	185.623	3.692.712
8481807500	Manifold valves of plastics, 1 cm <=internal diameter < 2,5 cm	133	435	1.823	45.165
8481807600	Other manifold valves	950.286	1.252.533	4.809.357	8.015.388
8481808100	Pneumatic control valve,of plastics,1 cm <=internal diameter < 2,5 cm	1.655	6.145	353.306	1.835.966
8481808200	Other pneumatic controlled valve	2.130	45.220	51.595	925.280
8481808300	Oth valve of plastic,inlet diamtr>=1cm,outlet diamtr <= 2,5 cm	14	562	2.113	51.662
8481808400	Oth valve of plastic,inlet diamtr>=1cm,outlet diamtr > 2,5 cm	22	780	3.366	63.627
8481808500	Oth valve of plastic,with other size ofinlet/outlet diameter	41.165	352.901	134.588	5.590.039
8481808600	Other valve of stainless steel/nickle,manual operate,weighting < 3 kg	62.622	272.852	414.006	1.720.454
8481809100	Ball valves	106.021	290.660	747.730	2.173.092
8481809900	Other valves and similar appliances forpipes	739.083	3.309.789	12.124.494	67.844.748
8481901000	Parts of housing for sluice/gate valves	25.268	43.532	556.276	1.053.482
8481902100	Bodies, for water taps	10.309	48.181	76.372	153.104
8481902300	Others bodies for taps, cocks, valves,and similar appliances	17.409	106.740	94.794	722.671

**I.3. IMPOR MENURUT KOMODITI / IMPORT BY HS COMMODITY**  
**\*\*\* JUNI / JUNE 2009 \*\*\***

H S	Uraian Komoditi Commodity Description	Berat Bersih / Net Weight (Kg)		Nilai / Value C.I.F (US\$)	
		Bulan ini Current Month	Kumulatif Cum.Jan. to date	Bulan ini Current Month	Kumulatif Cum.Jan. to date
8481902900	Others parts for taps, cocks, valves, &similar appliance of int. dimtr =< 25mm	71.662	395.169	1.248.344	5.398.108
8481903000	Valve bodies/stems of inner tube/tubeless tyres valves	63.094	269.876	564.377	2.549.968
8481904000	Valve cores of inner tube valves/tubeless tyres valves	9.362	10.159	71.925	160.121
8481909000	Others parts for taps, cocks, valves,and similar appliances	132.976	1.662.709	2.142.597	24.985.856
8482100000	Ball bearings	1.197.652	5.131.071	11.786.715	51.665.650
8482200000	Tapered roller bearings,includingcone&tapered roller assemblies	117.523	586.495	1.609.103	8.821.719
8482300000	Spherical roller bearings	141.439	775.777	731.885	3.863.952
8482400000	Needle roller bearings	47.472	148.136	901.263	3.429.077
8482500000	Oth cylindrical roller bearings	125.644	579.489	1.853.117	8.400.602
8482800000	Oth,including combined ball/rollerbearings	732.760	3.943.743	4.077.358	25.366.883
8482910000	Balls, needles and rollers	76.369	570.247	503.264	4.478.402
8482990000	Other parts of ball and roller bearings	393.976	1.786.053	2.591.953	11.477.911
8483101000	Transmission shafts for earth movingmachinery	40.630	229.740	724.159	3.612.176
8483102100	Transmissi shafts for enginesf veniclehead 87.01exc 8701.10/8701.90	15.870	99.402	186.782	724.379
8483102200	Transmission shafts for engines ofvehicles of subhead 8701.10/8701.90	9.410	10.511	20.494	49.929
8483102300	Transmission shafts for engines ofvehicles of heading 87.11	169.660	1.055.731	3.576.438	21.004.536
8483102400	Transmission shafts for engines ofoth vehicles of chapter 87	965.257	6.820.464	8.130.403	45.852.374
8483103100	Transmission shafts for marine propul-sion engines of an output<=22.38 kw	1.295	8.061	11.616	29.983
8483103900	Transmission shafts for marine propul-sion engines of an output>22.38 kw	86.946	436.745	1.449.750	5.110.933
8483109000	Oth transmission shafts	563.349	2.412.286	8.543.874	34.078.534
8483201000	Bearing housing incorporating forearth moving machinery	25.425	199.940	147.592	712.461
8483209000	Bearing housing incorporating not forearth moving machinery&motor vehicle	155.824	549.295	643.793	3.269.615
8483301000	Bearing housing not incorporating forearth moving machinery	36.871	149.530	352.453	1.714.742
8483309000	Bearing housing not incorporat not forearth moving machinery&motor vehicle	205.379	1.424.016	1.539.779	8.849.867
8483401100	Gear&gearing for engines of vehiclesof head 87.01exc subhead 8701.10/90	26.959	229.296	206.488	2.409.585
8483401300	Gear&gearing for engines of vehiclesof heading 87.11	208.977	1.064.836	3.270.568	19.037.166
8483401400	Gear&gearing for engines of othvehicles of chapter 87	346.682	2.239.139	4.482.129	26.550.449
8483402100	Gear&gearing for marine propulsiionengines of an output<=22.38 kw	50.490	127.879	546.889	1.659.483
8483402900	Gear&gearing for marine propulsiionengines of an output>22.38 kw	334.185	1.410.537	3.052.148	12.723.544
8483403000	Gear&gearing for the engines of earthmoving machinery	139.229	437.003	3.319.203	8.590.649
8483409000	Gears and gearing for oth engines	702.623	3.823.103	6.087.591	37.635.747
8483500000	Flywheels&pulleys,including pulleyblocks	199.013	2.059.095	2.050.458	15.528.453
8483600000	Clutches&shaft couplings(includinguniversal joint)	375.179	2.535.705	5.010.750	27.649.999
8483901100	Parts of 8783.10 for pedestrian controlltractors of subheading 8701.10	1.271	397.966	31.508	3.525.560
8483901300	Parts of 8783.10 for oth tractors ofheading 87.01	3.156	31.974	37.655	871.478
8483901400	Parts of 8783.10 for goods of heading87.11	59.734	257.909	329.246	6.613.939
8483901500	Parts of 8783.10 for oth goods ofchapter 87	69.182	229.064	1.130.429	3.672.689
8483901900	Parts of 8783.10 for oth	28.480	186.125	154.795	2.055.117
8483909100	Oth toothed wheels for pedestriancontrolled tractors of subhead8701.10	0	962	0	15.941
8483909300	Oth toothed wheels for oth tractors ofheading 87.01	239	605	6.744	14.651
8483909400	Oth toothed wheels for goods ofheading 87.11	100.765	418.991	916.918	4.389.387
8483909500	Oth toothed wheels for oth goods ofchapter 87	58.509	495.306	875.315	5.568.789
8483909900	Oth toothed wheels for others	135.954	808.011	1.219.240	5.366.659
8484100000	Gaskets&similar joint metal sheetingcomb with oth material/2 more layrs	273.604	1.429.458	6.332.306	23.461.655
8484200000	Mechanical seal	30.627	227.507	528.001	4.737.364
8484900000	Sets/assortments of gaskets&similarjoints	217.122	867.600	3.996.861	17.318.003
8486101000	Apparatus for rapid heating ofsemiconductor wafers	10	41	2.242	2.955
8486102000	Spin dryers for semiconductor waferprocessing	0	2.751	0	33.310
8486103000	Machines for produc semiconductor waferby removal of material,laser/photon be	0	29	0	20.449
8486104000	Mach., app for sawing monocrystal semi-cond. boules into slice, wafer into chip	5.100	5.100	480.000	480.000
8486105000	Grinding, polishing,lapping machines forproces. of semiconductor wafers	2.326	101.503	1.802	783.681
8486106000	Apparatus for growing/pullingmonocrystal semiconductor boules	6	1.606	492	30.896
8486109000	Oth machines&apparatus for the manufact of boules/wafers	1.100	9.553	12.831	39.194
8486201100	Chemical vapour deposition app. forsemiconductor production	12	16.811	167	55.593
8486201200	Epitaxial deposition mach., spinners forcoating photograph emulsi on semicondu	0	36.840	0	471.730
8486201300	Physical deposition app. by sputteringon semicond wafer, for semicond product	0	79	0	2.055
8486201900	Other film formation equipment	129	226	429	1.178
8486203100	Deflash mach, spraying appliance foretching,stripping,cleaning semicon wafer	0	3.816	0	110.756
8486203300	App for wet etching, developing,stripping,cleaning semiconductor wafers	1.400	1.461	4.538	5.974
8486203900	Other etching and stripping equipment	50	2.792	1.165	138.088
8486204900	Other lithography equipment	0	45	0	3.236
8486205100	Dicing machines for scribing/scoringsemiconductor wafers	1.305	3.379	2.200	5.733
8486205900	Other equipment for developing exposedwafers	73	262	4.995	9.467
8486209100	Lasercutters for cut contact. tracks insemiconductor production by laser beam	0	5.166	0	148.000
8486209200	Mach. for bend, fold and straighteningsemiconductor leads	397	4.584	14.465	98.148
8486209300	Resistance heated furnaces, ovens forthe manufact of semicon device/on wafer	0	57	0	1.677
8486209400	Inductance/dielectric furnace, oven forthe manufact of semicon device/on wafer	0	71	0	7.915
8486209900	Other mach. & aprpts for the mnfact ofsemicon. devices/of elect integ. circuit	1.742	16.043	27.463	120.438
8486301000	App. for dry etch pattern on flat paneldisplay substrates	0	3.273	0	36.933
8486303000	Chemical vapour deposition app.to prodspinners for coat,physic depo.flat panel	7	7	58.842	58.842
8486309000	Othetr mach. and app. for the manufact of flat panel displays	0	1.967	0	131.011
8486401000	Focused ion beam milling mach to prodce,repair mask,reticle for pattern s-device	497	507	22.910	23.700
8486402000	Die attach app, auto-tape/wire bonders,auto-mach.trans/handle/storage,wafer bo	23.671	39.138	2.839.996	3.036.581

**I.3. IMPOR MENURUT KOMODITI / IMPORT BY HS COMMODITY**  
**\*\*\* JUNI / JUNE 2009 \*\*\***

H S	Uraian Komoditi Commodity Description	Berat Bersih / Net Weight (Kg)		Nilai / Value C.I.F (US\$)	
		Bulan ini Current Month	Kumulatif Cum.Jan. to date	Bulan ini Current Month	Kumulatif Cum.Jan. to date
8486403000	Moulds for manufact. of semiconductor devices	439	10.650	3.241	76.384
8486404000	Optical stereoscopic microscopes with equip. design to handle of s-wafer/rectle	82	83	295	296
8486405000	Photomicrographic microscope with equip.design to handle of s-wafer/recticle	0	2	0	166
8486406000	Electron beam microscopes with equip.design to handle of s-wafer/recticle	0	1	0	102
8486407000	Pattern generating app for produce mask/rtcle from photoresist coated substrate	0	273	0	34.365
8486409000	Other machines and apparatus specified in note 9(c) to this chapter	151	172	2.961	4.493
8486901100	Parts and accessories of app for rapid heating of semiconductor wafer	623	3.191	93.954	154.677
8486901200	Parts & accessories of spin dryers for semiconductor wafer processing	1	326	26	26.162
8486901300	Parts&accessories of mach. for prod.semicon wafers by removal/laser/photon be	346	1.251	3.451	37.272
8486901400	Tool holders&self-open diehead, of mach for sawing s-boul to slice/wafer to chip	23	233	48	13.669
8486901500	Oth parts, access.of mach. for sawingm-crystal s-boule to slice/wafer to chip	3.766	10.000	74.060	334.861
8486901600	Parts & access.of grind, polish, lapmach for processing of semicon. wafers	966	2.669	28.235	69.729
8486901900	Oth parts, access.of mach. and app.for the manufact. of boules/wafers	0	825	0	9.216
8486902200	Parts & access. of epitaxial depo. mach,spinner for coat photo. emuls on s-wafer	332	7.036	620	16.467
8486902300	Parts & access. of ion implanter for doping of app for physical depo, sputter	273	273	397	397
8486902500	Oth parts & access. of spray for etch,strip, clean, dev s-wafer, dry-etch pattern	166.960	706.116	244.041	1.295.309
8486902600	Tool holder/self-open diehead, of dicing mach laser cutters, fold, strightn s-lead	0	540	0	5.869
8486902700	Other part and accessories of dicing mach laser cutters, fold, strightn s-lead	1.006	1.882	5.800	107.987
8486902800	Part & access of resist heated, induct, dielectric furnaces/oven mnfact s-wafer	8.085	8.336	136.247	136.284
8486902900	Oth part & acces of mach & app. for mnfact of s-devices/of elect. integr-circuits	26	353	4.114	20.285
8486903100	Part & access of app for dry etching pattern of flat panel display substrates	0	2	0	201
8486903200	Tool holder/self-open dieheads, of app. wet etch patterns on flat panel display	354	444	1.119	1.331
8486903300	Oth. part&access of app for wet etching develop, strip/clean flat panel display	244	1.117	1.986	20.243
8486903900	Oth part & access of mach and apparatus for the manufact. of flat panel displays	0	21	0	2.939
8486904100	Part & acces of focused ion beam milling mach to produce, repair mask, reticle	38.719	38.819	145.836	149.456
8486904200	Part&acces of die attach app, auto-tape/wire bonder, encapsul equip for assemb	2.063	13.900	92.887	350.128
8486904300	Part&acces of auto-mach transport, handl storage of s-conductors, wafer casse/b	0	34	0	749
8486904400	Part&acc of optic stereoscop microscopewith equip to hndle/tran of s-wafer/rtcl	95	585	1.820	46.052
8486904900	Part and acces of other mach & appspecified in note 9(c) to this chapter	1.086	16.055	24.433	211.105
8487100000	Ships/boats propellers and blades	113.443	1.394.751	588.206	12.156.721
8487900010	Oil seal rings	95.461	521.163	1.097.471	5.155.541
8487900090	Oth mach. parts, not cont. electric con-nect, insulator, coil, oth elec.features	151.647	781.849	1.660.239	9.133.406
8501101100	Stepper dc motors of an output =<37.5w	18.848	165.228	1.053.413	6.068.862
8501101200	Spindle dc motors of an output =<37.5w	26.058	120.275	976.609	4.811.457
8501101900	Others dc motors of an output =<37.5w	184.357	980.932	1.841.345	9.526.217
8501109100	Stepper universal (AC/DC) motors of an output =<37.5w	3.357	16.817	61.112	648.394
8501109200	Spindle universal (AC/DC) motors of an output =<37.5w	892	53.428	81.480	2.284.559
8501109900	Others universal (AC/DC) motors of an output =<37.5w	248.326	1.061.272	1.572.709	9.044.705
8501201100	Universal (AC/DC) motors of an output >746 w and < 1 kw	903	18.091	1.177	166.101
8501201900	Universal (AC/DC) motors of an output >37.5 w and <= 746 w	316.359	1.183.526	892.399	3.127.287
8501202000	Universal (AC/DC) motors of an output >1 kw	53.639	197.799	128.866	649.216
8501311000	Dc motors an output =< 750 w	286.845	1.039.704	2.350.434	12.095.194
8501312000	Dc generators an output =< 750 w	153.994	807.256	1.080.148	5.891.077
8501320000	Dc motors/dc generator an output > 750 w and <= 75 kw	93.901	981.196	266.744	1.779.415
8501330000	Dc motors/dc generator an output >75 kw and <= 375 kw	60.987	226.896	411.595	1.183.516
8501340000	Dc motors/dc generator an output > 375kw	39.336	290.110	25.162	4.749.938
8501401000	Oth AC motors, single-phase of an output =<1kw	503.822	1.429.189	909.082	2.813.861
8501402000	Oth AC motors, single-phase of an output >1kw	107.259	941.966	403.382	2.623.430
8501510000	Oth AC motors, multi-phase of an output =<750 w	182.687	1.017.203	627.258	4.313.810
8501521000	Oth AC motors, multi-phase of an output > 750w and <=1kw	43.347	315.157	158.626	1.581.688
8501522000	Oth AC motors, multi-phase of an output > 1 kw and <= 37.5 kw	433.092	1.976.994	1.135.836	5.741.207
8501523000	Oth AC motors, multi-phase of an output > 37.5 kw and <= 750 kw	62.469	709.752	294.959	3.477.756
8501530000	Oth AC motors, multi-phase of an output >75kw	63.171	743.486	569.840	6.189.624
8501611000	AC generator of an output <=12.5 kva	201.992	1.090.305	299.317	1.618.978
8501612000	AC generator of an output > 12.5 kva & <=75kva	198.631	1.255.550	1.063.186	4.963.736
8501621000	AC generator of an output > 75 kva & <= 150 kva	12.472	188.858	42.236	288.307
8501629000	AC generator of an output > 150 kva & <= 375 kva	10.450	115.309	19.685	170.677
8501630000	AC generator of an output > 375 kva & <=750kva	12.679	694.421	201.157	19.348.704
8501640000	AC generator of an output > 750 kva	396.741	975.926	4.549.024	21.876.611
8502110000	Generat sets with compression ignition inter combust piston output <=75 kva	832.447	3.648.493	2.470.586	13.136.664
8502121000	Generating sets with spark-ignit intern combust pist output >75kva & <=125kva	209.482	1.780.413	145.745	2.293.766
8502129000	Generating sets with spark-ignit intern combust pist output >125kva & <=375kva	200.153	1.067.773	543.080	3.984.671
8502131000	Generating sets with spark-ignit intern combust pist output > 12500 kva	23.112	1.845.502	230.558	53.800.059
8502139000	Generating sets with spark-ignit intern combust pist output >375kva & <=12500 kva	402.406	2.859.369	5.773.160	37.720.136
8502201000	Generating sets with spark-ignit intern combust piston output <=75 kva	388.285	2.321.337	642.681	3.450.811
8502202000	Generating sets with spark-ignit intern combust piston output >75kva & <=100kva	180.430	545.386	198.726	625.266
8502203000	Generat sets with spark-ignition intrn combust piston outp>100kva & <=10000kva	234.629	1.062.401	2.939.187	23.816.731
8502204100	Generating sets with spark-ignit intern combust piston output >12500 kva	0	31.000	0	356.990
8502204900	Generating sets with spark-ignit intern combust piston output>10000kva & <=12500k	210.567	861.162	681.005	2.116.246
8502311000	Oth generating sets wind-powered of an output <=10,000 kva	3.612	5.370	9.750	21.105
8502391000	Oth generating sets not wind-powered of an output <=10 kva	126.940	411.014	251.698	802.826
8502392000	Oth generating sets not wind-powered of an 10 kva < output <=10,000 kva	148	177.680	9.234	2.434.182
8502393900	Oth generating sets not wind-powered of an output > 10,000 kva & <=12,500 kva	21.318	331.585	63.210	6.041.177

**I.3. IMPOR MENURUT KOMODITI / IMPORT BY HS COMMODITY**  
**\*\*\* JUNI / JUNE 2009 \*\*\***

H S	Uraian Komoditi Commodity Description	Berat Bersih / Net Weight (Kg)		Nilai / Value C.I.F (US\$)	
		Bulan ini Current Month	Kumulatif Cum.Jan. to date	Bulan ini Current Month	Kumulatif Cum.Jan. to date
8502400000	Electric rotary converters	25.530	98.952	33.957	503.766
8503001100	Stators for ceiling fans for generators of an output <= 10000 kw	29.298	251.219	545.162	6.348.887
8503001200	Parts of motors for generators of an output <=1.5 kw & >75kw	3.059	32.906	20.987	280.356
8503001300	Parts of motors for generators of an output >1.5 kw & <=75kw	16.803	58.510	387.933	565.776
8503009000	Parts of motors for generators of an output >75 kw & <= 10000 kw	642.309	4.564.414	5.427.101	52.446.979
8504100000	Ballasts, for discharge lamps/tubes	341.410	1.584.194	1.331.786	7.579.477
8504211000	Step-voltage regulators; instrument transformer with a power handling capacity <=5kva	10.612	129.972	229.109	884.284
8504219100	Liquid dielectric transformer with handling capacity >5kva & <=10kva, side voltage >=66 k	474	26.609	34.692	430.139
8504219900	Liquid dielectric transformer with handling capacity >5kva & <=10kva, side voltage <66 kv	10.078	155.749	274.029	2.334.743
8504221100	Step-voltage regulator, side voltage >=66kv & handling capacity >650kva & <=10000kv	0	79	0	8.111
8504221900	Step-voltage regulator of a high side voltage of <66,000 volts	0	75.075	0	666.740
8504229100	Liquid dielectric transformer, side voltage >=66 kv, handling capacity >650 kva & <=10000k	369	392	24.266	30.008
8504229900	Liquid dielectric transformer, side voltage < 66 kv, handling capacity >650 kva & <=10000kv	124	86.055	14.675	1.047.819
8504231000	Liquid dielectric transformers, power handling capacity > 10000kva & <= 15000kva	0	2.834	0	66.694
8504232100	Liquid dielectric transformers, power handling capacity > 15000kva & <= 20000kva	83.986	85.035	618.035	652.661
8504232900	Liquid dielectric transformers, power handling capacity > 20000kva	7.948	1.402.107	80.797	17.059.438
8504311000	Instrument potential transformer, power handling capacity <= 1 kva	6.420	52.697	104.639	899.742
8504312000	Instrument current transformer with power handling capacity <= 1 kva	71.199	499.751	861.470	6.351.655
8504313000	Flyback transformer, power handling capacity < 1 kva	82.106	311.802	561.255	2.032.982
8504314000	Intermediate frequency transformer, power handling capacity <= 1 kva	8.681	52.419	185.149	1.067.990
8504315000	Step up/down transformer, slide regulator handling capacity <= 1 kva	477.542	1.011.547	1.285.357	4.708.728
8504319000	Other transformer having power handling capacity <= 1 kva	152.002	882.321	1.913.575	14.455.477
8504321100	Matching transformers, power handling capacity > 1 kva and <= 5 kva	4.060	27.693	44.436	359.216
8504321900	Other instrument transformer, power handling capacity > 1 kva and <= 5 kva	987	43.724	5.715	370.564
8504322000	Instrument used with toys, scale models or similar recreational models	97	5.299	3.729	18.685
8504323000	Other transformer, high frequency, power handling capacity > 1 kva and <= 5 kva	0	3.425	0	59.937
8504324100	Matching transformers, power handling capacity > 5 kva and <= 10 kva	5	1.057	392	12.065
8504324900	Other instrument transformer, power capacity > 5 kva and <= 10 kva	239	676	1.071	18.159
8504325100	Matching transformers, power handling capacity > 10 kva and <= 16 kva	3.194	5.374	47.817	81.094
8504325900	Other instrument transformer, power capacity > 10 kva and <= 16 kva	21.954	60.349	265.310	615.501
8504331100	Matching transformer, side voltage >= 66kv & power capacity > 16 kva and <= 500 kva	0	3.102	0	87.026
8504331900	Other instrument transformer, side voltage >=66kv & power capacity > 16 kva and <= 500 kva	3.172	9.208	37.916	134.975
8504339100	Matching transformer, side voltage < 66kv & power capacity > 16 kva and <= 500 kva	10	1.924	318	33.806
8504339900	Other instrument transformer, side voltage <66kv & power capacity > 16 kva and <= 500 kva	6.565	202.015	72.277	1.536.250
8504341100	Matching transformer, side voltage >=66kv & power capacity >10000 kva & <=15000 kv	0	1.787	0	53.007
8504341200	Other instrument transformer, side voltage >=66kv & power capacity >10000 kva & <=15000 kva	269	67.947	8.693	557.521
8504341300	Matching transformer, side voltage < 66kv & power capacity >10000 kva & <=15000 kva	6	189	333	13.135
8504341400	Other instrument transformer, side voltage <66kv & power capacity >10000 kva & <=15000 kva	11.272	79.290	20.239	1.162.809
8504342100	Matching transformer, having a power handling capacity >15000 kva	155	155	174	174
8504342900	Other instrument transformer, with power handling capacity >15000 kva	106.969	508.218	641.053	4.201.596
8504401100	Uninterrupted power supplies (ups)	357.923	2.843.585	2.896.134	23.202.680
8504401900	Other static converter for automatic data processing machines	101.057	596.643	1.574.682	36.698.870
8504402000	Battery chargers having a rating >100 kva	59.365	161.820	304.212	990.958
8504403000	Other rectifiers	43.149	251.075	1.453.960	7.572.814
8504404000	Inverters	46.547	179.405	1.197.685	3.997.200
8504409000	Other static converter	477.187	2.080.552	2.900.027	16.249.762
8504501000	Inductors for power supply for automatic data processing machine & unit transformer, telecom app	18.417	361.545	821.186	13.985.570
8504502000	Chip type fixed inductors	14.259	74.279	792.715	3.116.869
8504509100	Other inductors, with power handling capacity > 2500 kva and <= 10000 kva	4.485	44.325	978.096	3.418.775
8504509200	Other inductors having a power handling capacity > 10000 kva	10.288	27.774	113.005	682.843
8504901000	Parts of goods of subheading 8504.10	818	16.359	10.602	238.001
8504902000	Parts of printed circuit assembly good sub 8504.40.11, 8504.40.19, 8504.50.11	2.400	13.412	61.180	502.530
8504903100	Radiator panel, flat tube radiator assembly for distribution & power transformer <=10000kv	29.916	137.567	120.899	5.428.451
8504903900	Other part of electrical transformers of a capacity <= 10,000 kva	889.160	1.328.591	8.671.906	13.502.878
8504904100	Radiator panel, flat tube radiator assembly for distribution & power transformer >10000 kv	0	4.540	0	98.983
8504904900	Other part of electrical transformers of a capacity > 10,000 kva	16.602	78.238	21.564	3.295.645
8504905000	Other, for inductors of capacity <= 2500 kva	149	4.498	16.524	178.184
8504906000	Other, for inductors of capacity > 2500 kva	469	990	78.582	109.464
8504909000	Parts of goods of heading 8504 other than subheading 8504.10.	82.695	843.151	574.443	8.531.488
8505110000	Permanent magnet of metal	97.222	418.216	588.219	3.509.570
8505190000	Permanent magnet not of metal	358.046	1.743.092	4.719.009	17.662.953
8505200000	Electromagnetic couplings, clutches and brakes	37.012	151.169	452.318	1.579.790
8505901000	Electromagnetic/permanent magnet chucks, clamps & similar holding devices	19.807	136.925	425.788	2.850.321
8505902000	Parts of goods of subheading 8505.20	16.858	25.508	272.890	506.814
8505909000	Other non-permanent magnet	71.523	439.688	969.638	5.881.269
8506101000	Manganese dioxide having external volume <=300 cm of primary cell/batteries	84.371	209.739	457.322	1.491.111
8506109000	Manganese dioxide having external volume > 300 cm of primary cell/batteries	52.190	524.097	272.769	2.919.457
8506300000	Mercuric oxide of primary cell/batteries	137	2.170	1.847	89.276
8506400000	Silver oxide of primary cell/batteries	0	96	0	80
8506500000	Lithium of primary cell/batteries	70.646	211.569	441.154	2.388.669
8506600000	Air-zinc of primary cell/batteries	0	1.535	0	6.192
8506801000	Zinc carbon, having an external volume <=300 cm of primary cell/batteries	6.990	58.245	55.306	275.734
8506802000	Zinc carbon, having an external volume > 300 cm of primary cell/batteries	1.045	7.959	10.155	57.929



**I.3. IMPOR MENURUT KOMODITI / IMPORT BY HS COMMODITY**  
**\*\*\* JUNI / JUNE 2009 \*\*\***

H S	Uraian Komoditi Commodity Description	Berat Bersih / Net Weight (Kg)		Nilai / Value C.I.F (US\$)	
		Bulan ini	Kumulatif	Bulan ini	Kumulatif
		Current Month	Cum.Jan. to date	Current Month	Cum.Jan. to date
8506809000	Other primary cell/batteries	293.972	1.674.568	9.808.376	38.787.607
8506900000	Parts of primary cells/batteries	89.262	1.078.949	985.079	18.821.860
8507101000	Lead-acid, for starting piston engineof a kind used for aircraft	0	88.818	0	379.503
8507109000	Lead-acid, for starting piston engineof a kind used not for aircraft	363.217	1.958.788	925.593	5.601.941
8507201000	Oth lead-acid accumulator of a kindused for aircraft	1.357	1.550	20.649	50.037
8507209000	Oth lead-acid accumulator of a kindused not for aircraft	789.553	5.324.845	2.368.918	19.142.029
8507300000	Nickel-cadmium of electric accumulatorsincluding separator therefor	57.280	184.347	2.492.176	5.028.765
8507400000	Nickel-iron of electric accumulatorsincluding separator therefor	582	591	2.887	3.144
8507801100	Lithium ion accumulators of a kind usedfor laptop (incl. notebook, subnotebook)	143	11.228	14.814	260.363
8507801900	Other lithium ion accumulators	861	17.269	84.094	295.568
8507809000	Other accumulator	215.559	903.312	1.175.224	6.100.379
8507901100	Plate of goods of subheading 85.07.908507.10	35	104	13.317	18.937
8507901200	Plate of a kind used for aircraft	0	735	0	8.318
8507901900	Plates for other accumulators	351	18.412	21.441	152.241
8507909100	Other parts of a kind used for aircraft	0	581	0	23.073
8507909200	Battery separators in sheets, rolls/cutto size of materials oth than PVC	32.308	250.743	193.792	1.090.667
8507909300	Part of goods of subheading 8507.10.90	25.134	92.656	109.604	542.907
8507909900	Part of good of heading 8507.10 oth than subheading 8504.10.90	30.071	166.201	898.599	3.064.584
8508110000	Vacuum cleaner with self-contained electa power < 1,500 w & a dust bag < 20 l	50.696	164.724	363.645	1.294.342
8508190000	Oth vacuum cleaners with self-containedelectric	32.311	149.170	116.515	754.472
8508600000	Other vacuum cleaners	26.327	114.716	197.355	896.186
8508700010	Part of vacuum cleaner for domestic use	6.469	25.877	71.038	292.827
8508700090	Part of vacuum cleaner other than domestic use	391	734.679	4.874	2.481.302
8509400000	Food grinder&mixer,fruit/vegetable juiceextract with self-contained elect motor	243.754	1.161.129	944.373	5.212.663
8509801000	Floor polishers with self-containedelectric motor	25.424	68.846	104.571	257.936
8509809000	Oth electro-mechanic domestic applianceswith self-contained electric motor	43.042	162.902	205.950	1.727.411
8509901000	Part of goods of subheading 8509.80.10	567	3.482	1.428	12.759
8509902000	Part of goods of subheading 8509.40.10or 8509.80.90	248.638	1.402.356	364.471	1.744.220
8510100000	Shavers, with self-contained electricmotor	6.377	38.168	92.036	375.721
8510200000	Hair clippers, with self-containedelectric motor	7.731	26.210	29.145	178.823
8510300000	Hair-removing appliances,with self-contained electric motor	18	735	424	3.460
8510900000	Parts of shavers, with self-containedelectric motor	4.258	67.861	141.694	1.776.367
8511101000	Sparking plugs suitable for aircraftengines	49	8.518	9.226	435.249
8511109000	Other sparking plugs	49.597	787.810	242.991	5.551.209
8511200000	Ignition magnetos, magneto-dynamos,magnetic flywheels	71.758	258.813	389.472	1.835.867
8511302000	Unassembled distributors/ignition coilexcluding those for aircraft engines	4.853	49.107	160.473	1.064.341
8511309000	Other distributors; ignition coils	138.639	825.155	2.350.017	11.640.076
8511401000	Starter motors & dual purpose starter-generators for aircraft engines	99	13.433	1.491	2.381.891
8511402000	Other unassembled starter motors	7.804	57.355	118.746	537.314
8511403000	Starter motors for vehicles of heading87.01 to 87.05	214.567	769.732	1.747.720	6.455.400
8511409000	Other starter motor	201.075	916.674	3.007.004	14.948.648
8511501000	Other generator suitable for aircraftengines	0	1.503	0	65.901
8511502000	Other unassembled alternators	137	2.719	3.250	43.846
8511503000	Oth alternators for vehicles of heading87.01 to 87.05	241.557	1.031.152	2.365.585	10.012.295
8511509000	Other generators	133.615	612.308	1.207.421	5.393.460
8511800000	Other equipment of electrical ignitionor internal combustion engines	24.690	104.407	190.973	1.278.643
8511900010	Parts of goods for aircraft engines	116	4.939	5.889	315.053
8511900091	Contact points	8.200	68.112	266.763	1.033.123
8511900099	Other parts of electrical ignition/internal combustion engines	320.368	1.675.730	3.954.515	23.658.615
8512100000	Lighting/visual signalling equipmentof a kind used on bicycles	59.153	138.095	57.753	324.912
8512201000	Lighting/visual signalling equipmentfor motor cars, assembled	320.937	2.742.158	5.275.799	24.771.676
8512202000	Unassembled lighting/visual signalingequipment	5.445	42.243	31.439	271.696
8512209000	Other lighting/visual signalingequipment	68.664	262.517	403.803	3.238.655
8512301000	Horns and serenes, assembled	62.190	255.371	269.999	1.221.240
8512302000	Unassembled sound signalling equipment	770	4.348	2.938	21.045
8512309000	Other sound signalling equipment :	14.615	92.497	168.817	943.747
8512400000	Windscreen wiper, defroster & demisters	44.314	277.213	647.258	2.301.014
8512901000	Parts of goods of subheading 8512.10	2.669	53.973	16.194	632.026
8512902000	Parts of goods of subheading 8512.208512.30./8512.40	183.741	805.814	2.161.948	10.074.738
8513101000	Miners helmet lamps	425	6.714	19.111	224.330
8513102000	Quarrymens lamps	1.144	37.901	770	72.314
8513109000	Other portable electric lamps	330.553	1.214.279	1.006.589	4.153.217
8513903000	Parts of reflectors for flashlights;plastic switch	24.406	107.020	24.410	105.360
8513909000	Oth part of portable elect lamp designedto fuct by their own source of energy	115.804	684.430	581.195	2.053.440
8514100000	Resistance heated furnaces and ovens	1.229	242.255	29.009	4.522.754
8514202000	Oth furnace/oven function by inductionmanufact. of PCB/printed wiring board	0	35	0	1.158
8514209000	Oth furnaces/oven function by inductionor dielectric loss	24.936	224.411	97.415	1.254.323
8514302000	Oth elect furnace/oven for the manufactof PCB/printed wiring board	0	841	0	39.168
8514309000	Other furnaces and ovens	35.256	397.474	285.697	4.049.699
8514400000	Oth equipment for the heat treatment ofmaterials by induction/dielectric loss	2.903	58.321	54.130	1.343.135
8514902000	Part of industrial/laboratory electricfurnaces/oven for manufact.of PCB/PWB	1.563	14.784	25.839	309.194
8514909000	Other parts of furnaces and ovens	42.713	1.407.585	121.639	4.019.765
8515110000	Soldering irons and guns	46.997	191.880	1.268.483	2.139.847

**I.3. IMPOR MENURUT KOMODITI / IMPORT BY HS COMMODITY**  
**\*\*\* JUNI / JUNE 2009 \*\*\***

H S	Uraian Komoditi Commodity Description	Berat Bersih / Net Weight (Kg)		Nilai / Value C.I.F (US\$)	
		Bulan ini Current Month	Kumulatif Cum.Jan. to date	Bulan ini Current Month	Kumulatif Cum.Jan. to date
8515191000	Mach and app for soldering componenton PCB/printed wiring boards	10.636	50.478	133.643	471.282
8515199000	Other brazing/soldering machines andapparatus	11.459	55.573	203.158	1.413.408
8515210000	Mach and app for resistance welding ofmetal fully/partly automatic	10.684	56.163	531.085	1.018.456
8515290000	Mach and app for resistance welding ofmetal non-automatic	77.554	477.970	188.509	1.832.175
8515310000	Mach and app for arc welding of metalfully/partly automatic	64.307	318.901	415.817	5.273.320
8515391000	AC arc welders, transformer type non-automatic	34.660	252.895	248.352	1.139.145
8515399000	Mach and app for arc welding of metalnon-automatic	206.700	740.894	1.143.641	4.421.965
8515801000	Electric mach & app for hot spraying ofmetals/sintered metal	366	1.080	17.952	44.862
8515809000	Electric mach & app not for hot sprayingof metals/sintered metal	93.099	269.127	560.135	2.514.949
8515901000	Parts of AC arc welder, transformer type	8.933	33.742	102.256	436.429
8515902000	Parts of mach & app for solderingcomponent on PCB/printed wiring boards	1.089	16.949	75.635	279.775
8515909000	Other parts in heading 8515	196.741	700.077	1.858.930	6.799.537
8516101000	Electric instantaneous/storage waterheaters	131.670	671.408	757.305	3.607.323
8516103000	Electric immersion water heaters	3.771	13.876	15.987	84.682
8516210000	Storage heating radiators	0	16.230	0	50.958
8516290000	Oth electric space heating app/electricoil heating apparatus	16.343	40.400	208.240	639.467
8516310000	Hair dryers	18.214	60.436	137.635	406.039
8516320000	Other hair-dressing apparatus	46.631	172.836	202.122	577.293
8516330000	Hand-drying apparatus	3.729	18.988	8.954	77.979
8516401000	Electric smoothing irons of kind designto use steam from the indust boilers	750	31.540	2.030	63.310
8516409000	Other electric smoothing irons	23.625	195.476	100.179	765.254
8516500000	Microwave ovens	54.678	213.707	263.576	1.068.843
8516601000	Rice cookers	2.191.547	6.578.434	7.604.353	22.507.439
8516609000	Cooking plates,boiling rings,grillers &roasters	76.570	373.292	294.824	1.497.473
8516710000	Coffee/tea makers	17.208	47.534	175.125	403.235
8516720000	Toasters	11.473	98.422	66.040	413.709
8516791000	Kettles	5.241	46.506	33.645	189.313
8516799000	Other electro-thermic appliances	102.136	471.830	347.239	2.076.793
8516801000	Elect heating resistor for type-founding/type-setting mach; for indust. furnaces	13.171	109.888	175.269	1.378.429
8516802000	Sealed hotplates for domestic appliances	146	18.812	411	167.593
8516803000	Other electric heating resistors fordomeestic appliances	6.052	37.579	20.458	140.457
8516809000	Other electric heating resistors not fordomeestic appliances	30.451	119.864	614.787	2.031.306
8516902000	Parts of goods of sub 8516.33,816.50,8516.60, 8516.71/8516.79.10	378.866	1.618.753	894.307	3.694.290
8516903000	Parts of goods of sub 8516.10	106.984	303.008	183.532	879.932
8516909000	Other parts of goods of sub 8516	1.281.352	5.675.094	6.284.662	27.727.929
8517110000	Line telephone sets with cordlesshandsets	3.757	15.154	166.132	506.674
8517120000	Telephones for cellular networks/forother wireless networks	885.531	3.675.147	163.564.451	693.521.444
8517180000	Other telephone sets	63.042	337.449	717.246	5.966.432
8517610010	Set top boxes which have a communicationfunctions of base station	16.419	24.033	563.614	1.398.456
8517610090	Other base stations	118.648	779.210	13.195.417	89.670.883
8517621000	Radio transmitters/receivers for simulit.interpretaion at multiligual conference	6	2.430	204	820.175
8517622100	Control & adaptor units, incl. gateways,bridges and routers	59.033	231.077	8.335.014	27.202.563
8517622900	Oth unit of automatic data process machother than those of heading 84.71	3.195	9.497	103.088	680.412
8517623000	Telephonic/telegraphic switching app	15.980	38.846	334.711	1.738.892
8517624100	Modems including cable modems and modemcards	14.489	211.185	978.965	9.397.918
8517624200	Concentrators/multiplexers	19.997	312.147	3.715.792	10.332.412
8517624910	Set top boxes which have a communi-funcof app for carrier-current line system	65	96	1.508	12.799
8517624990	Oth app for carrier-current line systemor for digital line systems	140	5.555	9.429	102.977
8517625100	Wireless lans	4.935	18.993	571.858	986.029
8517625200	Transmission/reception app for simultaneinterpretaion at multiligual conference	0	806	0	261.663
8517625300	Other transmission apparatus for radio-telephony/radio-telegraphy	86.247	580.525	21.615.811	138.266.547
8517625900	Transmission/reception app.for simultaneinterpretaion at multiligual conference	3.391	36.089	314.204	2.111.407
8517626100	Transmission apparatus for radio-telephony/radio-telegraphy	433	1.582	110.017	206.781
8517626910	Data compression tools	727	732	44.892	46.096
8517629000	Oth mach for the reception, conversion &transmis/regenerate of voice,images,da	138.664	1.116.630	6.176.870	52.922.922
8517691000	Portable receiver for call, alert/page &paging alert devices, including pagers	48	67	1.774	2.536
8517692000	Oth app. for transmission/recept voicesfor radio-telephony/radio-telegraphy	353	2.812	9.898	155.279
8517699000	Oth app. for transmission/recept voices	18.439	124.868	831.569	11.145.151
8517701000	Parts of control and adaptor units incl.gateways, bridges, routers	5.881	26.599	892.600	2.836.718
8517702100	Parts of cellular telephones	7.294	37.044	639.237	938.124
8517702900	Oth parts of transmission app, oth thanradio-broadcasting/television trans app	104.146	411.350	16.684.694	30.299.187
8517703100	Other printed circuit boards, assembledfor line telephony/line telegraphy	1.917	13.683	294.423	1.204.772
8517703200	Other printed circuit boards, assembledfor radio-telephony/radio-telegraphy	1.875	4.986	116.107	624.006
8517703900	Other printed circuit boards, assembledfor other	24.584	646.008	2.958.590	22.751.306
8517704000	Antennae of a kind used with apparatusfor radio-telephony/radio-telegraphy	74.321	572.246	2.932.311	18.959.713
8517709100	Oth parts for line telephonyor line telegraphy	10.814	89.549	1.025.879	7.207.336
8517709200	Other parts for radio-telephonyor radio-telegraphy	0	21.199	0	4.838.425
8517709900	Other parts in subheading 85.17.70	250.904	3.223.967	46.081.590	223.822.660
8518101100	Microphones having a frequency rangeof 300 hz to 3.4 khz	3.584	62.240	36.743	349.599
8518101900	Oth microphones,whether/not withtheir stands	35.077	122.676	114.990	627.108
8518109000	Other microphones	10.186	178.060	503.444	2.706.781
8518210000	Single loudspeakers, mounted in theirenclosures	398.203	2.766.372	1.373.411	9.087.736
8518220000	Multiple loudspeaker, mounted inthe same enclosures	55.787	475.972	218.568	2.228.008

**I.3. IMPOR MENURUT KOMODITI / IMPORT BY HS COMMODITY**  
**\*\*\* JUNI / JUNE 2009 \*\*\***

H S	Uraian Komoditi Commodity Description	Berat Bersih / Net Weight (Kg)		Nilai / Value C.I.F (US\$)	
		Bulan ini Current Month	Kumulatif Cum.Jan. to date	Bulan ini Current Month	Kumulatif Cum.Jan. to date
8518291000	Box assembly speakers	2.696	31.633	26.406	265.415
8518292000	Loudspeakers,without housing, havinga freq 300 hz to 3.4 khz	20.014	85.176	39.160	220.849
8518299000	Other loudspeakers	758.190	2.540.334	4.685.337	16.943.907
8518301000	Headphones	54.910	236.554	291.208	1.097.179
8518302000	Earphones	94.349	332.796	351.391	1.543.001
8518303100	Handsets for telephonic apparatus	1.330	6.586	13.298	82.912
8518303900	Other headphones and earphones,combined microphone/speaker sets	4.941	22.226	64.114	267.608
8518304000	Line telephone handsets	370	451	3.866	4.753
8518309000	Sets consisting of a microphone and oneor more loudspeakers	3.895	78.932	77.000	1.258.721
8518401000	Audio-frequency electric amplifiers,having 6/more inputs signal lines	0	7.442	0	138.099
8518402000	Audio-frequency electric amplifier usedas repeaters in line telephony	0	385	0	190.603
8518403000	Audio-frequency electric amplifier usedas repeater in telephony not line tlpny	211	839	1.123	68.666
8518409000	Other amplifier listrik audio-frekuensi	98.196	274.356	510.794	1.331.521
8518500000	Other electric sound amplifier sets	11.578	363.569	63.774	1.386.959
8518901000	Parts of subhead 8518.10.11,8518.29.208518.30.40, 8518.40.20,inc print circuit	294.484	1.548.347	1.465.174	8.909.289
8518902000	Parts of goods of subheadings 8518.40.10	0	2.997	0	88.024
8518909000	Parts of goods of subheadings 8518.50.108518.50.20	745.884	3.023.251	5.394.847	17.963.582
8519200000	App operated by coins, banknotes, bankcard, token/by other mean of payment	4	430	200	7.019
8519300000	Turntables (record-decks)	0	419	0	4.415
8519500000	Telephone answering machines	0	359	0	1.021
8519811000	Pocket size cassette recorders, thedimensions of which < 170 x 100 x 45 mm3	110	137	6.158	6.520
8519812000	Cassette recorders,with amplifiers/loud-speakers, operate with ext. source-power	0	9.503	0	148.779
8519813000	Compact disc players	44	21.402	2.767	96.174
8519816000	Magnetic tape recorder incorp soundreproducing app, digital audio type	18.839	68.747	213.059	750.096
8519817000	Other sound reproducing app, cassettype	0	30.309	0	72.609
8519819000	Other apparatus using magnetic, opticalor semi-conductor	17.131	80.174	451.842	1.653.465
8519891100	Cinematographic sound reproducers forfilm of a width of less than 16 mm	0	4	0	90
8519891200	Cinematographic sound reproducers forfilm of a width of 16 mm/more	0	5	0	123
8519892000	Record-players with/without loudspeakers	0	230	0	76.665
8519899000	Other apparatus not using magnetic,optical/semiconductor	7.590	126.894	85.354	884.294
8521100000	Magnetic tape-type of video recording/reproducing apparatus with video tuner	26	547	3.058	55.248
8521901100	Laser disc player for used in cinemato-graphy, television/broadcasting	3	622	202	6.263
8521901900	Other laser disc players	46.603	96.749	213.783	522.009
8521909100	Oth video recording for used in cinematography, television/broadcasting	64.980	187.962	327.867	882.913
8521909900	Oth video recording/reproducing app,whether/not incorp. a video tuner.	121.707	996.709	4.033.884	25.112.264
8522100010	Pick-up cartridges for special used incinemagraphy, television/broadcasting	195.349	228.294	558.817	1.230.787
8522100090	Other pick-up cartridges	67.075	107.000	340.840	700.209
8522901000	PCB assemblies for TV, broadcastingcinematograph sound recorder/reproducer	71.019	232.590	109.868	1.361.085
8522902000	Printed circuit boards assemblies fortelephone answering machines	0	3.728	0	272.138
8522904000	Audio/video tapedecks and compact discmechanisms	21.688	68.055	190.142	805.883
8522905000	Audio/video reproduction heads, magnetictype, magnetic erasing heads and rod	3.803	14.980	65.455	219.453
8522909100	Oth parts, accessories of cinematographysound recorders/reproducers	111	67.977	16.340	5.297.071
8522909200	Other parts of telephone answeringmachines	2	1.013	1.203	82.996
8522909300	Other parts and accessories for goods ofsubheading 8519.81/heading 85.21	28.561	345.639	1.449.112	16.776.255
8522909900	Other parts and accessories for goods ofsubheading 85.19 other than 85.19.81	255.125	1.473.144	2.324.415	57.363.334
8523211000	Cards incorporating a magnetic stripeunrecorded	670	12.329	13.236	627.850
8523212000	Cards incorporating a magnetic stripeunrecorded	1.340	3.622	18.196	52.312
8523291100	Magnetic tapes, of a width < 4mm forcomputer tapes, unrecorded	0	7.272	0	196.528
8523291200	Magnetic tapes, of a width < 4mm forvideo tapes, recorded	1.462	1.961	4.150	8.166
8523291910	Other magnetic tapes, of a width < 4mmunrecorded	235	42.895	5.133	157.160
8523291990	Other magnetic tapes, of a width < 4mmrecorded	0	126	0	2.783
8523292100	Magnetic tapes, of a width >= 4mm, and< 6.5 mm for computer tapes, unrecorde	10.713	39.337	26.487	130.664
8523292200	Magnetic tapes, of a width >= 4mm, and< 6.5 mm for computer tapes, recorded	23.957	43.729	49.200	102.780
8523292910	Other magnetic tapes, of a width >= 4mm,and < 6.5 mm, unrecorded	18.441	66.180	110.231	364.344
8523292990	Other magnetic tapes, of a width >= 4mm,and < 6.5 mm, recorded	0	25	0	16.750
8523293100	Magnetic tapes, of a width >=6.5 mm forcomputer tape,in pancake/jumbo,unreco	228	5.602	23.612	223.888
8523293200	Magnetic tapes, of a width >=6.5 mm forother computer tapes, unrecorded	0	216	0	22.017
8523293300	Magnetic tapes, of a width >=6.5 mm foroth, in pancake/in jumbo form,unrecorde	0	475	0	18.219
8523293910	Oth magnetic tapes, of a width >=6.5 mm,unrecorded	92.887	452.577	377.612	1.777.129
8523293990	Oth magnetic tapes, of a width >=6.5 mm,recorded	0	999	0	4.563
8523294100	Magnetic discs for reproducingphenomena other than sound/image	13	576	852	229.138
8523294200	Magnetic discs for reproducing representof instruction, data, sound, image	2.739	11.299	381.286	1.341.588
8523294300	Other magnetic discs, unrecorded	72.398	253.842	474.315	1.365.812
8523294400	Other magnetic discs, recorded	18	1.151	2.301	41.386
8523299100	Magnetic media for computer use, unrecorded	28.849	258.378	78.081	572.716
8523299300	Magnetic media for reproducing representof instruction, data, sound, image	964	40.131	17.128	949.624
8523299900	Other magnetic discs	28.944	116.699	380.579	1.381.307
8523401100	Discs for laser reading systems forcomputer use, unrecorded	1	7.989	36	357.749
8523401200	Discs for laser reading systems forreproducing phenomena not sound/image	104	28.253	2.771	264.205
8523401300	Discs for laser reading systems forreproducing sound only	0	25	0	11.290
8523401400	Discs for laser reading system for reprerepresent of instruct,data,sound,image	2.820	24.585	210.068	7.215.167
8523401900	Other discs for laser reading systems	1.711	10.364	42.953	291.278
8523409100	Optical media for computer use,unrecorded	4	16.180	3.815	81.887

**I.3. IMPOR MENURUT KOMODITI / IMPORT BY HS COMMODITY**  
**\*\*\* JUNI / JUNE 2009 \*\*\***

H S	Uraian Komoditi Commodity Description	Berat Bersih / Net Weight (Kg)		Nilai / Value C.I.F (US\$)	
		Bulan ini Current Month	Kumulatif Cum.Jan. to date	Bulan ini Current Month	Kumulatif Cum.Jan. to date
8523409200	Optical media for reproducing phenomena not sound/image	0	27	0	153
8523409300	Optical media for laser reading systems of a kind for reproducing sound only	0	1	0	12.662
8523409400	Optical media for reproducing, representing of instruction, data, sound, image	303	10.138	891.542	10.734.591
8523409910	Other optical media, unrecorded	0	1.926	0	240.296
8523409990	Other optical media, recorded	4.098	13.495	552.374	2.436.015
8523511000	Solid-state non-volatile storage devices suitable for computer use, unrecorded	103	159	24.324	25.464
8523513000	Solid-state non-volatile storage devices representing of instruction, data, sound, images	71	686	136.827	580.597
8523519010	Solid-state non-volatile storage devices unrecorded	495	21.565	17.962	59.175
8523519090	Solid-state non-volatile storage devices recorded	305	364	4.888	17.237
8523520000	Smart cards	85.143	429.912	5.988.821	43.105.218
8523591000	Proximity cards and tags	1.095	5.994	15.870	91.311
8523592000	Other semiconductor media, suitable for computer use, unrecorded	1.113	4.124	6.152	200.246
8523593000	Other semiconductor media, suitable for reproducing, phenomena not sound/image	18	583	282	8.814
8523594000	Other semiconductor media, suitable for reproducing, representing of instruction, data, sound, image	0	5.004	0	202.300
8523599010	Other semiconductor media, unrecorded	0	143	0	530
8523599090	Other semiconductor media, recorded	4	6.729	90	136.884
8523801000	Other disc, tapes, solid-state non-volatile storage for computer use, unrecorded	184	4.215	69.703	1.542.312
8523802000	Other disc, tapes, solid-state non-volatile storage for reproducing, phenomena not sound/image	0	1	0	400
8523803000	Other disc, tapes, solid-state non-volatile storage for reproducing, representing of instruction, data, sound	103.019	473.408	646.231	2.050.109
8523804000	Gramophone records	21	66	104	208
8523809010	Other disc, tapes, solid-state non-volatile storage unrecorded	34	491	529	54.072
8523809090	Other disc, tapes, solid-state non-volatile storage recorded	17	26.739	405	404.831
8525500010	Transmission apparatus for radio-broadcasting	51	1.009	1.678	161.157
8525500020	Transmission apparatus for television	161	27.377	7.202	1.945.529
8525500090	Other transmission apparatus for other	1.724	11.142	52.061	1.692.369
8525600000	Transmission apparatus incorporating reception apparatus	518	4.454	170.571	732.600
8525801000	Web cameras	15.796	66.910	1.135.371	1.599.748
8525802011	Digital still image video cameras	11.373	47.599	197.405	801.891
8525802019	Other digital camera	89.279	424.125	771.603	24.221.915
8525802020	Video camera recorders	15.310	104.559	204.451	2.339.319
8525809000	Television camera	23.334	104.890	149.760	7.930.478
8526101000	Radar apparatus, ground base, of a kind for incorporation in civil aircraft/seagoing vessel	9.739	98.377	490.057	4.992.904
8526109000	Other radar apparatus	4.202	104.011	287.166	2.597.324
8526911000	Radio navigational aid apparatus, for incorporation in civil aircraft/seagoing vessel	6	13.721	547	342.011
8526919000	Other radio navigational aid apparatus	120.256	1.082.530	791.492	7.208.524
8526920000	Radio remote control apparatus	38.804	237.122	360.058	4.135.968
8527120000	Pocket-size radio cassette-players	22	16.689	165	68.266
8527131000	Other apparatus combined with sound, recording or reproducing apparatus, portable	21.713	128.897	119.146	440.017
8527139000	Other apparatus combined with sound, recording or reproducing apparatus, not portable	7.828	20.891	30.546	7.186.703
8527191100	Reception apparatus capable of plan, manage, monitor electromagnetic spectrum portable	0	460	0	8.280
8527191900	Reception apparatus capable of plan, manage, monitor electromagnetic spectrum not portable	3.613	29.259	43.363	188.739
8527199900	Other radio-broadcast receiver can operate without external source of power, not portable	171	2.832	25.152	169.293
8527210000	Radio-broadcast receiver, use external source power combined with sound record apparatus	6.790	88.088	386.542	2.917.834
8527290000	Radio-broadcast receivers, not capable of operating without external source of power	22.266	108.987	1.345.681	5.216.280
8527911000	Other reception apparatus for radio-broadcast, combined with sound record apparatus, portable	72	2.406	4.695	36.673
8527919000	Other reception apparatus for radio-broadcast, combined with sound record apparatus, not portable	47.712	173.201	638.849	1.871.808
8527921000	Other reception apparatus for radio-broadcast, not combined with sound record apparatus, portable	3.589	7.241	65.750	112.282
8527929000	Other reception apparatus for radio-broadcast, not combined with sound record apparatus, not portable	2.504	46.670	111.121	511.663
8527991000	Other reception apparatus for radio-broadcast, portable	16.934	29.102	30.190	62.687
8527999000	Other reception apparatus for radio-broadcast, not portable	494	9.389	7.563	38.310
8528411000	Color cathode-ray tube monitor for use in automatic data processing system, head 84.71	1.314.735	5.446.700	590.985	4.507.677
8528412000	Black and white cathode-ray tube monitor for use in automatic data processing system, head 84.71	2.241	20.570	13.459	63.119
8528491000	Other color cathode-ray tube monitor used in automatic data processing system, head 84.71	4.936	23.804	432.420	1.805.670
8528492000	Other black and white/monochrome color cathode-ray tube monitor in automatic data processing system, head 84.71	0	4.121	0	130.889
8528511000	Projection type flat panel display unit for automatic data processing system, head 84.71	90.871	379.871	2.155.260	5.730.504
8528512000	Other color monitor used in automatic data processing system, head 84.71	234.880	1.901.707	3.043.692	14.202.687
8528513000	Other black and white/monochrome monitor used in automatic data processing system, head 84.71	6.759	7.531	60.695	119.314
8528591000	Other color monitors used in automatic data processing system	2.364	44.052	194.207	588.427
8528592000	Other black and white/monochrome monitors	305	1.189	21.412	53.162
8528611000	Flat panel display types used in automatic data processing system, head 84.71	15	2.012	145	17.223
8528619000	Other projector for use in automatic data processing system, head 84.71	967	10.355	19.161	424.350
8528690000	Other projectors	3.122	25.845	262.157	875.291
8528711000	Reception apparatus for TV, not designed to incorporate video display, with communication function	85	11.031	1.557	248.811
8528719000	Other reception apparatus for TV, not designed to incorporate a video display	16.852	85.883	406.831	1.852.856
8528721000	Other color receivers, battery operated	0	36	0	3.783
8528729000	Other color receivers, not battery operated	212.311	1.444.033	5.093.509	30.332.635
8528731000	Other black and white receivers, mains operated/battery operated	0	102	0	1.411
8528739000	Other black and white receiver, not battery operated	0	30.295	0	65.342
8529102000	Parabolic aerial reflector dishes for direct broadcast, multi-media system & part	242.980	1.235.195	756.077	5.365.131
8529103000	Telescopic, rabbit ear & dipole antennae for television/radio receivers	77.055	242.833	168.717	925.994
8529104000	Aerial filters and separators	4.374	35.816	14.847	337.832
8529106000	Feed horn (wave guide)	22.388	158.221	95.094	1.128.194
8529109200	Other aerial/reflector with transmission apparatus for radio-broadcasting/TV	16.669	299.635	141.589	1.791.370

**I.3. IMPOR MENURUT KOMODITI / IMPORT BY HS COMMODITY**  
**\*\*\* JUNI / JUNE 2009 \*\*\***

H S	Uraian Komoditi Commodity Description	Berat Bersih / Net Weight (Kg)		Nilai / Value C.I.F (US\$)	
		Bulan ini	Kumulatif	Bulan ini	Kumulatif
		Current Month	Cum.Jan. to date	Current Month	Cum.Jan. to date
8529109900	Aerials&reflect.s of all kinds not forradio-telephony/radio-telegraphy	132.422	579.513	554.216	4.349.354
8529902000	Parts of decoders suitable for use withthe app of headings 85.25 to 85.28.	93.139	457.707	2.104.468	7.008.325
8529904000	Parts of digital cameras/video camerarecorders with app of hd 85.25 to 85.28	510.992	2.007.040	55.885.660	265.720.585
8529905100	Other PCB, assembled for goods ofsubheading 8525.50/8525.60	1.181	24.191	46.555	236.706
8529905200	Other PCB, assembled for goods of subhd8527.(13;19;21,29, 91 atau.99)	112.864	563.391	402.693	2.424.695
8529905300	Other PCB, assembled for flat paneldisplay of heading 85.28	11.971	73.364	439.700	2.081.212
8529905400	Other PCB, assembled for TV receiversof heading 85.28	86.629	412.135	363.877	1.832.422
8529905500	Other PCB, assembled for goods ofheading 85.28	2.975	18.908	25.572	59.410
8529905900	Other PCB	424.198	1.637.992	2.658.524	17.088.103
8529909100	Parts of TV receivers suitable forwith the apparatus of hd 85.25 to 85.28	1.805.093	9.979.629	10.561.961	75.610.228
8529909400	Parts of flat panel display for usewith the apparatus of hd 85.25 to 85.28	357	176.548	10.624	1.029.461
8529909900	Other parts suitable for usewith the apparatus of hd 85.25 to 85.28	199.289	1.599.818	1.720.372	22.586.908
8530100000	Elect. signall, safety/traffic controlequip for railways/tramways	225	33.904	93.131	1.301.817
8530800000	Elect. signall, safety/traffic controlequip for road,inland waterway,park fasc	999	103.357	83.958	1.211.934
8530900000	Part of electrical signall, safety/traffic control equipment	10.195	34.655	160.933	470.074
8531101000	Burglar alarms	17.929	66.583	162.244	550.844
8531102000	Fire alarms	3.585	165.200	285.426	2.087.407
8531103000	Smoke alarms	4.542	40.018	75.211	341.885
8531109000	Other alarms and similar apparatus	63.388	256.580	1.325.939	4.823.574
8531200000	Indicator panel incorp liquid crystaldevices (lcd)/light emitting diode (led)	49.806	315.665	3.614.591	21.541.153
8531801100	Door bells, buzzers and dings	5.805	27.387	19.218	168.504
8531801900	Other electric bells	5.305	14.189	23.680	282.946
8531802000	Flat panel displays(including electroluminescence, plasma and other technolog	319	23.694	21.570	96.654
8531809010	Telegraphic apparatus for ships enginerooms	6	4.017	408	127.455
8531809090	Other electric sound/visual signallingapparatus	7.092	50.277	88.314	721.193
8531901000	Parts incl, printed circuit assembliesof subheading 8531.20/8531.80.20	597	12.478	124.769	1.348.533
8531902000	Parts of door bells/other door soundsignaling apparatus	2	822	64	3.575
8531909000	Other parts of electric sound/visualsignaling apparatus	2.998	76.576	125.408	3.629.850
8532100000	Fixed capacitor design for use in 50/60hz circuit, reactive power >0.5 kvar	103.339	535.339	3.090.214	18.685.600
8532210000	Tantalum fixed capacitors	11.652	27.465	715.400	2.889.375
8532220000	Aluminium electrolytic fixed capacitors	173.219	706.648	4.038.843	18.171.575
8532230000	Ceramic dielectric, single layer of fixedcapasitor	22.818	100.900	1.261.091	4.624.011
8532240000	Ceramic dielectric, multilayer	25.035	152.603	2.054.512	11.200.946
8532250000	Dielectric of paper/plastics of fixedcapasitor	26.096	164.104	307.329	1.920.009
8532290000	Other fixed capasitors	177.389	693.219	2.671.613	10.779.058
8532300000	Variable/adjustable(pre-set)capacitors	26.335	259.788	214.949	4.425.916
8532900000	Parts of other fixed capasitors	497.548	1.410.283	11.845.898	47.097.336
8533101000	Fixed carbon resistors, composition/filmtypes surface maunted	18.967	111.378	1.660.606	7.139.486
8533109000	Fixed carbon resistors, composition/filmtypes not surface maunted	68.756	253.136	2.009.469	12.013.350
8533210000	Oth fixed resistors for a power handlingcapacity <= 20w	30.806	139.063	1.456.557	6.701.749
8533290000	Oth fixed resistors for a power handlingcapacity > 20w	46.661	210.946	1.361.902	8.139.490
8533310000	Wirewound variable resistors, rheostats,for a power handling capacity <= 20w	6.031	14.558	23.459	105.312
8533390000	Wirewound variable resistors, rheostats,for a power handling capacity > 20w	6.126	43.378	204.203	1.264.767
8533400000	Other variable resistors, includingrheostats and potentiometers	34.346	141.819	1.674.872	4.752.588
8533900000	Parts of lectrical resistors	50.997	240.049	1.245.147	5.570.388
8534001000	Printed circuits, single-sided	66.213	365.751	1.285.378	7.533.674
8534002000	Printed circuits, double-sided	17.499	166.528	733.753	5.351.252
8534003000	Printed circuits, multi-layer	63.183	260.203	2.509.684	9.537.829
8534009000	Oth printed circuits	458.416	1.969.427	16.423.435	70.412.093
8535100000	Fuses for voltage >1000volts	16.604	61.636	145.691	575.457
8535211000	Automatic circuit breakers for a volt< 72.5 kv, moulded case type	3.328	23.137	52.814	439.216
8535219000	Automatic circuit breakers for a volt< 72.5 kv, other than moulded case type	34.181	307.746	1.036.801	7.580.294
8535290000	Automatic circuit breakers for a volt>= 72.5 kv, moulded case type	5.105	62.343	69.982	2.691.208
8535301000	Isolating switches, make-&-break switchsuitable for a volt > 1 kv & < 40 kv	931	37.373	22.365	284.278
8535302000	Isolating switches, make-&-break switchfor voltage >= 66 kv	11.295	79.385	245.590	808.623
8535309000	Isolating switches, make-&-break switchfor voltage >= 40 kv and < 66 kv	45.291	388.688	1.887.398	10.970.959
8535400000	Lightning arresters, voltage limitersand surge suppressors	17.613	186.511	195.476	3.563.047
8535901000	Bushing and tap changer assemblies forelectricity distrib/power transformers	25.708	220.179	389.335	4.889.246
8535909000	Oth elect app. for switch/protoc. electcircuits,for make connect elect circuits	306.072	2.330.341	1.821.684	19.209.773
8536101000	Thermal fuses; glass type fuses forvoltage <= 1000volts	12.629	141.890	516.717	2.873.652
8536109000	Other fuses for voltage <= 1000 volts	84.934	492.371	598.118	4.130.819
8536201000	Automatic circuit breakers mouldedcase type for voltage <=1000volts	13.053	60.331	297.414	1.342.217
8536202000	Auto-circuit breaker for incorp intoelec-thermic for voltage <=1000volts	29	1.960	970	27.289
8536209000	Other automatic circuit breakersfor voltage <=1000volts	17.577	185.729	403.469	3.503.113
8536300000	Oth apparatus for protecting electricalcircuits	72.451	534.104	1.522.484	8.203.215
8536410000	Relay for a voltage <= 60 voltcircuits	80.171	311.022	1.635.017	7.004.910
8536490000	Relay for a voltage > 60 volts and<= 1000 volts	169.337	581.965	2.230.047	11.293.432
8536502000	Over current, residual current automaticswitches for voltage <= 1000 volts	14.806	59.236	99.847	923.648
8536503100	High inrush switch, commutator for stoveranges, microphone switch, domestic us	6.150	38.487	149.505	325.909
8536503900	High inrush switch, commutator for stoverange,microphone switch,not domestic u	91.853	360.655	984.289	3.936.178
8536504000	Miniature switches for rice cooker/oventoasters	32	435	349	2.109
8536505000	Electronic ACswitch consist of opticalcouple input,output circuits,elect switc	9.129	46.194	313.895	1.458.067
8536506100	Make, break switches for domestic usewith rated current carry cap < 16 amps	44	5.961	3.351	57.783

**I.3. IMPOR MENURUT KOMODITI / IMPORT BY HS COMMODITY**  
**\*\*\* JUNI / JUNE 2009 \*\*\***

H S	Uraian Komoditi Commodity Description	Berat Bersih / Net Weight (Kg)		Nilai / Value C.I.F (US\$)	
		Bulan ini Current Month	Kumulatif Cum.Jan. to date	Bulan ini Current Month	Kumulatif Cum.Jan. to date
8536506900	Make, break switch not for domestic use with rated current carry cap < 16 amps	4.312	38.018	118.760	526.329
8536509100	Starters for elect motor,fuses,switch,fuse, suitable for use in electric fans	26.470	294.054	550.352	3.743.018
8536509910	Smoke switches	3.356	10.410	51.971	233.483
8536509990	Oth electronic ACswitches for voltage< 1000 v & acurrent <= 11 amps	264.024	1.990.752	3.733.370	19.350.688
8536611000	Lamp-holders of a kind for compact lampor halogen lamps	9.090	48.557	25.760	177.235
8536619000	Lamp-holders oth than compact lamps/halogen lamps	150.096	609.936	313.355	1.388.117
8536691100	Telephone plugs for domestic use, ratecurrent carrying capacity < 16 amps	16.310	155.838	64.094	1.224.703
8536691900	Telephone plugs not for domestic use,rate current carrying capacity < 16 amps	5.658	140.701	282.665	1.282.940
8536692100	Av sockets,cathode ray tube sockets for tv,radio receiv, cap<16amp,domestic use	567	4.426	6.621	10.462
8536692900	Av sockets,cathode ray tube sockets for tv,radio recv,cap<16amp,not domestic u	8.207	79.293	85.318	567.664
8536693100	Sockets,plug for co-axial cable,printedcircts, domestic use, radio equip,<16amps	8.715	15.940	32.055	159.721
8536693900	Sockets,plug for co-axial cable,printedcircts,not domestic use,radio equip,<16amp	76.735	284.502	714.408	15.463.581
8536699100	Other plug and sockets, domestic use,radio equip., acapacity < 16 amps	5.808	44.159	47.256	737.729
8536699900	Other plug & sockets, not domestic use,radio equip., acapacity < 16 amps	52.943	215.977	645.784	3.090.226
8536700000	Connectors for optical fibres, opticalfibres bundles/cables	33.279	139.776	370.702	2.040.589
8536901100	Connection, contact elements for wiresand cables; wafer probers	50.458	385.309	184.560	3.887.517
8536901900	Other connection, contact elements forwires and cables; wafer probers	122.245	451.702	4.240.582	33.835.616
8536902100	Junction boxes for domestic use,cap. <16 amps, for use elect fan/radio	40.701	150.264	572.075	2.547.762
8536902900	Junction boxes not for domestic use,cap. <16 amps, for use elect fan/radio	136.197	860.671	2.601.943	15.241.262
8536903100	Cable connectors consist of a jack plug,domestic use,<16amp, for elect fan/radio	15.533	116.418	416.364	2.684.676
8536903900	Cable connectors consist of a jack plug,not domestic,<16amp, for elect fan/radio	243.581	1.330.334	5.561.098	28.075.013
8536909100	Oth cable connect consist of jack plug,cap. <16 amps, for use elect fan/radio	42.370	213.309	730.189	3.122.814
8536909910	Connector & socket cable for ic,printedcircuit	59.641	604.574	2.232.656	13.476.230
8536909990	Other connector and socket cable	452.022	2.695.071	6.984.523	30.694.364
8537101000	Switchboards&control panels for voltage<= 1000 volt	60.213	282.608	2.178.460	7.517.677
8537102000	Distribution boards for use with goods of hd.84.71,85,17,85,25 < 1000 volt	10.247	87.235	102.001	1.077.217
8537103000	Programmable logic controllers for auto-mach for trans. for voltage <=1000volt	11.595	45.227	78.615	1.125.380
8537109000	Oth board for elect control for voltage<= 1000volt	154.466	1.922.141	1.585.156	23.500.593
8537201100	Switchboards incorp. elect instrum forbreak, connect/protect elect circt>66 kv	20.070	391.155	126.297	27.804.985
8537201900	Switchboards incorp. elect instrum forbreak,connect/protect e-circt<1000v&>66kv	178.729	544.254	823.933	3.112.146
8537202100	Control panel incorp. elect instrum forbreak,connect/protect e-circuit > 66 kv	90.560	147.957	718.978	1.878.427
8537202900	Other control panels for a voltage>1,000 volts	237.299	954.944	944.391	11.272.161
8537209000	Oth board for electric control for a voltage > 1000 volt	262.530	3.752.128	5.728.712	40.787.518
8538101100	Parts of programmable logic controllersfor auto mach for trans. for <=1000v	7.670	25.045	35.406	524.108
8538101200	Board,panel,console,desk,cabinets ofuse in radio equipment, voltage <= 1000v	439	442	4.914	4.997
8538101900	Oth board,panel,console,desk,cabinets ofused in radio equipment, voltage<=100 v	20.656	257.219	280.757	2.939.548
8538102100	Parts of programmable logic control forauto-mach for trans. for voltage >1000 v	808	5.782	49.919	422.591
8538102900	Board,panel,console,desk,cabinets ofused in radio equip, voltage>1000 v	100.731	503.191	2.388.507	10.720.647
8538901100	Oth board,panel,console,desk,cabinetsconnect for wires, wafer prober<=1000 v	46.478	198.874	650.993	3.126.295
8538901200	Parts of goods of subhd 8536.50.50,8536.69.30,8536.90.10 for voltage<=1000v	19.011	69.714	980.265	1.736.913
8538901300	Parts of goods of subheading8537.10.20 for voltage <=1000 volt	0	267	0	2.609
8538901900	Other parts of boards,panels consoles,for voltage <=1000 volt	39.198	221.083	365.358	2.859.496
8538902100	Parts/printed circuit ass. of telephoneplug connec for wires,wafer prober>1000v	1.089	33.776	9.288	408.502
8538902900	Other parts of boards,panels consoles,for voltage > 1000 volt	229.102	1.425.500	7.440.510	51.374.373
8539101000	Sealed beam lamp units for motorvehicles of chapter 87	67.873	210.361	374.856	1.397.899
8539109000	Other sealed beam lamp units	29.177	93.570	65.525	300.137
8539212000	Tungsten halogen for used in medicalequipment	2	336	251	25.531
8539213000	Tungsten halogen for used for vehicles	25.855	130.082	353.776	1.670.289
8539214000	Other reflector lamp bulbs of tungstenhalogen	4.806	13.169	6.902	57.054
8539219000	Oth tungsten halogen	23.507	126.804	263.391	1.305.386
8539222000	Other filament lamps, infra red, power<200 & voltage>100v in medical equip	0	131	0	5.172
8539223000	Other reflector lamp bulbs of a power<=200w & for voltage > 100 volt	828	4.389	9.198	51.851
8539229000	Other filament lamps, infra red, power<=200 w & voltage>100v	11.212	47.142	64.293	265.564
8539291000	Other filament lamps, excluding uvor infra-red lamps, in medical equipment	608	4.362	3.032	61.262
8539292000	Other filament lamps, excluding uvor infra-red lamps, for motor vehicles	71.081	428.900	1.345.590	5.965.878
8539293000	Other reflector lamp bulbs	13.016	65.993	73.032	528.498
8539294000	Flashlight bulbs; miniature indicatorbulbs, rated up to 2.25 v	1.074	16.890	9.377	77.981
8539295000	Other filament lamps, capacity > 200w &<=300w, voltage>100volts	47	7.445	645	86.247
8539296000	Other filament lamps, capacity < 200w &<=300w, voltage <= 100volts	927	4.099	18.794	92.785
8539299000	Other filament lamps, excl ultra-violetor infra-red lamps	88.072	465.756	499.915	2.731.649
8539311000	Tubes for compact fluorescent lamps	101.648	324.475	479.554	2.305.300
8539319010	Tube lamps	69.584	319.578	556.551	2.098.431
8539319020	Compact fluorescent lamps	117.281	416.305	1.171.696	3.901.444
8539319090	Other fluorescent, hot cathode	1.282.920	6.194.496	8.862.956	41.206.901
8539320000	Mercury/sodium vapour lamps; metalhalide lamps	29.326	184.267	562.545	2.539.663
8539391000	Tubes for compact fluorescent lamps,cold cathode types	136.637	452.798	262.596	937.891
8539392000	Discharge lamps for decorative andpublicity purposes	945	3.283	2.340	15.792
8539393000	Other fluorescent cold cathode types	1.081	11.656	4.755	59.888
8539394000	Electric lamps for mtr vehicle/cycles	68.263	201.671	525.306	1.660.555
8539399000	Discharge lamps, other than uv lamps	56.778	155.790	273.040	921.271
8539410000	Arc lamps	93	1.466	1.141	77.557
8539490000	Ultra-violet/infra-red lamps	7.957	81.397	202.757	576.796
8539901000	Part of alumi end caps for fluorescentlamps alum. screw caps for incand lamps	67.369	867.563	327.477	7.322.645

**I.3. IMPOR MENURUT KOMODITI / IMPORT BY HS COMMODITY**  
**\*\*\* JUNI / JUNE 2009 \*\*\***

H S	Uraian Komoditi Commodity Description	Berat Bersih / Net Weight (Kg)		Nilai / Value C.I.F (US\$)	
		Bulan ini Current Month	Kumulatif Cum.Jan. to date	Bulan ini Current Month	Kumulatif Cum.Jan. to date
8539902000	Oth parts,for lamps of vehicles of allkinds	47.440	98.554	138.276	459.899
8539909000	Oth part of elect filament/dischargelamps including sealed beam lamp unit	396.871	1.925.302	1.240.541	10.215.686
8540110000	Color cathode-ray television picturetube incl video monitor cathode-ray tube	2.353.519	10.602.663	4.109.262	21.408.746
8540120000	B/w cathode-ray TV picture tubes,incl video monitor cathode-ray tubes	15	433.098	592	608.048
8540200000	Tv camera tubes; image converters andintensifiers; other photo-cathode tubes	2	328	559	3.284
8540401000	Data/graphic display tubes color foruse with articles of heading 85.25	699	2.392	156.048	428.493
8540409000	Data/graphic display tube color not foruse with articles of heading 85.25	223	602	2.484	80.841
8540500000	Data/graphic display tubes, black andwhite/other monochrome	1.617	9.260	16.908	97.483
8540600000	Other cathode-ray tubes	0	693	0	33.053
8540710000	Magnetrons of microwave tubes	120	355	6.921	35.916
8540720000	Klystrons of microwave tubes	0	3	0	40
8540790000	Travelling wave tube, carcinotrons exclgrid-controlled tubes of microwave tubes	0	2.016	0	41.699
8540810000	Receiver/amplifier valves and tubes	17	1.521	927	324.848
8540890000	Other valves and tubes	1.464	10.873	15.010	225.157
8540910000	Parts of cathode-ray tubes	34.982	121.636	630.856	2.519.848
8540991000	Parts of microwave tubes	0	13	0	480
8540999000	Other parts of thermionic, cold cathodeor photo cathode valves and tubes	0	22.500	0	225.023
8541100000	Diodes, other than photosensitive/lightemitting diodes	110.630	852.776	8.669.555	46.175.596
8541210000	Transistor with a dissipation rateof < 1 w	14.397	47.517	919.543	2.943.542
8541290000	Transistor with a dissipation rateof >= 1 w	81.804	471.488	4.632.213	25.629.269
8541300000	Thyristors,diacs and triacs, other thanphotosesintive devices	6.461	22.915	1.043.187	4.167.861
8541401000	Light emitting diodes	27.410	94.984	1.715.624	6.023.918
8541402000	Photocells, including photodiodes/photo-transistors	56.797	115.296	1.498.535	4.779.040
8541409000	Oth photosensitive semiconductor device,including photovoltaic cells	109.942	323.248	4.305.745	16.463.585
8541500000	Other semiconductor devices	21.546	247.576	837.422	6.251.602
8541600000	Mounted piezo-electric crystals	18.041	71.058	989.386	4.403.920
8541900000	Parts of diodes,transistors & similarsemiconductor devices	27.998	84.257	643.413	5.262.267
8542310000	Processors,controller, converter, logiccircuit, amplifier, clock timing circuit	145.774	612.446	11.810.659	64.558.583
8542320000	Memories of elect integrated circuits	27.625	134.385	1.771.232	7.435.077
8542330000	Amplifiers of elect integrated circuits	14.556	74.188	283.342	1.018.403
8542390000	Other electronic integrated circuits	214.732	907.225	45.667.494	224.706.904
8542900000	Parts of electronic integrated circuits	125.526	814.712	20.903.936	125.042.831
8543100000	Particle accelerators	1.973	6.834	24.744	150.814
8543200000	Signal generators	2.028	24.382	34.450	313.983
8543302000	Wet processing equip. for the applic.by immersion of chemical/elec.chemical	530	725	165.081	175.964
8543309000	Oth machines & app for electroplating,electrolysis/electrophoresis	19.546	353.159	1.237.797	8.625.744
8543701000	Electric fence energisers	15.503	21.371	285.697	727.688
8543702000	Remote control apparatus, other thanradio remote control apparatus	119.625	417.279	831.994	2.136.517
8543703000	Electrical machines with translationor dictionary functions	1.822	13.842	23.139	997.209
8543704000	Equip for the removal of dust particlesor elimination of electrostatic charge	1.969	4.312	502.053	668.918
8543705000	Integrated receiver/decoder ird fordirect broadcast multimedia systems	213.293	730.554	1.084.953	7.056.246
8543709010	Electrical mine detonators	445	6.582	12.712	169.096
8543709090	Other electrical detonators	158.936	1.458.947	935.963	9.133.031
8543901000	Parts of goods of subheading 8543.10/8543.20	174	15.221	15.193	238.667
8543902000	Parts of goods of subheading 8543.30.20	23.884	119.567	28.598	220.363
8543903000	Parts of goods of subheading 8543.70.30	0	37.015	0	393.833
8543904000	Parts of goods of subheading 8543.70.40	2	468	264	139.643
8543905000	Parts of goods of subheading 8543.70.50	974	29.331	1.001	66.858
8543909000	Other parts of goods of heading 8543	268.922	668.538	2.195.995	9.994.578
8544110010	Winding wire of copper, laquered/enamelled	142.149	1.261.879	1.095.464	9.740.363
8544110020	Winding wire of copper, cover with papertextile material/PVC	196.470	789.523	1.214.341	5.048.947
8544110030	Winding wire of copper, laquer/enamelled& cover with paper, textile material/PVC	48.978	435.326	335.645	2.259.212
8544110040	Winding wire of copper, rect cross-sect.and without connectors	17.991	489.464	130.949	3.279.703
8544110090	Other winding wire of copper	647.111	2.849.715	2.965.444	16.085.010
8544191000	Winding wire not of copper, laquered/enamelled	6.382	18.881	37.509	240.191
8544192000	Winding wire not of copperof manganese resistance wire	15.856	88.926	43.679	2.567.092
8544199000	Other winding wire not of copper	197.772	1.955.651	1.513.978	11.576.327
8544201000	Insulated cables fitted with connectors,for a voltage <=66.000volts	314.356	1.381.872	1.488.973	7.363.710
8544202000	Insulated cable not fitted withconnector for a voltage <=66.000volts	873.082	4.159.026	2.967.450	20.961.776
8544203000	Insulated cables fitted with connectorsfor a voltage >66.000volts	95.475	578.009	308.128	2.125.648
8544204000	Insulated cables not fitted withconnectors for a voltage >66.000volts	24.884	162.701	366.183	2.649.054
8544301000	Wiring harnesses for motor vehicles	127.487	456.550	1.532.466	5.670.039
8544309000	Oth ignition wiring sets,oth wiring setfor used in vehicles, aircraft/ships	278.650	1.626.088	2.716.340	16.082.070
8544421100	Telephone, telegraph, radio relay cables submarine, for communication, <= 80 v	974	68.034	47.942	916.908
8544421900	Other fitted with connectors for telecom-munication, voltage <= 80 v	37.789	357.619	2.430.911	8.334.337
8544422000	Fitted with connectors for telecom-munication voltage > 80 v & <= 1000 v	20.917	167.429	394.269	1.515.517
8544423000	Battery cables for voltage <= 1000 v	32.261	47.258	146.375	288.855
8544429000	Oth fitted with connector, for voltage<= 1000 volts	206.194	1.761.631	1.686.986	19.039.586
8544491100	Telephone,telegraph,radio relay cables submarine, not for communication, <=80 v	50.764	226.477	371.956	2.659.624
8544491900	Other fitted with connectors not for telmunication, voltage <= 80 v	64.648	632.049	462.966	3.832.169
8544492100	Shielded wire for mnfact.of auto-wiringharnesses, not for communication, <=80 v	158.669	3.584.875	1.283.400	16.238.889
8544492900	Oth fitted with connectors, <= 80 v,not for used for telecommunications	81.944	384.780	1.232.116	4.862.067
8544493100	Telephone,telegraph,radio relay cables submarine, for communic., >80v & <=1000	0	16.084	0	119.369

**I.3. IMPOR MENURUT KOMODITI / IMPORT BY HS COMMODITY**  
**\*\*\* JUNI / JUNE 2009 \*\*\***

H S	Uraian Komoditi Commodity Description	Berat Bersih / Net Weight (Kg)		Nilai / Value C.I.F (US\$)	
		Bulan ini Current Month	Kumulatif Cum.Jan. to date	Bulan ini Current Month	Kumulatif Cum.Jan. to date
8544493900	Oth fitted with connectors for telecommunication, voltage > 80 v and < 1000 v	61.740	366.138	560.362	2.795.284
8544494000	Other fitted with connectors, > 80 v & <= 1000 v of a kind not used for telecom	82.582	598.737	582.228	5.289.429
8544601000	Other electric conductors, volt > 1 kv and <= 36 kv	3.737	452.564	40.446	2.948.618
8544602100	Plastic insulated elec.cable having cross sec <= 400mm for 36kv < volt <= 66kv	1.932	46.013	29.806	217.693
8544602900	Plastic insulated elec.cable having cross sec > 400mm for 36kv < volt <= 66kv	465.381	2.168.541	1.962.662	15.345.430
8544603000	Other electric conductors, for a voltage > 66 kv	40.630	569.190	373.291	6.716.756
8544701000	Optical fibre cables teleph, telegraph, radio relay cables, submarine	4.785	743.574	463.182	6.951.995
8544709000	Other optical fibre cables	3.174	334.241	118.988	3.263.681
8545110000	Electroda of a kind used for furnaces	1.009.068	3.906.848	4.610.867	17.112.956
8545190000	Electroda of a kind used not for furnace	41.101	144.899	124.827	595.006
8545200000	Carbon brushes for electrical purpose	44.469	168.127	752.555	2.636.371
8545900010	Battery carbons	68.270	1.005.819	479.919	3.712.231
8545900090	Lamp carbon, oth articles of graphite/oth carbon, with/without metal	19.387	121.501	533.125	1.623.094
8546100000	Electrical insulators of any material of glass	226	529.403	2.165	1.722.526
8546200010	Ceramic bushing for transformer	35.769	209.627	374.276	1.465.118
8546200090	Oth elect insulators of any material of ceramics	62.534	1.030.562	145.196	2.338.660
8546900000	Oth elect insulators not of glass and of ceramics	55.331	791.555	329.899	4.275.109
8547100000	Insulating fitting of ceramics	2.821	179.453	86.046	2.298.804
8547200000	Insulating fitting of plastics	58.363	475.894	917.211	9.380.972
8547901000	Elect conduit, joints therefor, of basemetal lined with insulating materials	8.819	222.667	119.733	2.106.199
8547909000	Oth insulating fittings for elect mach, appliances/equipment, being fittings	206.410	1.640.586	822.908	5.907.431
8548101100	Lead acid scrap of primary cells/battery/elect accumulators used in aircraft	0	36	0	2.120
8548103900	Other waste, scrap containing mainly copper	0	150	0	39.082
8548109000	Other waste, scrap of primary cells, primary	28	1.401	313	47.056
8548901000	Image sensors contact type comprising a photo-conductive sensor element	5.055	34.226	130.100	972.791
8548902000	Printed circuit assemblies incl such assemblies for external connections	48.549	193.926	4.911.756	16.630.721
8548909000	Other electrical parts of mach and app, nes	48.983	357.160	1.783.463	13.097.429
8601100000	Rail locomotives powered from an external source of electricity	435	269.375	50.414	960.086
8601200000	Rail locomotives powered by electric accumulators	0	1	0	33
8602100000	Diesel-electric locomotives	4.789	159.705	28.028	3.199.073
8603100000	Self-propelled railway, tramway coach, vantruck powered from ext. source of elect	0	2.236	0	20.922
8603900000	Self-propelled railway, tramway coach, vantruck not power from ext source of elec	0	186	0	15.136
8604000000	Railway/tramway maintenance/service vehicles, whether/not self-propelled	16	88.461	497	878.195
8605000000	Railway/tramway passenger coach, not self-propelled, luggage van, post office coach	17.057	37.910	18.523	77.972
8606100000	Tank wagons and the like	42	294	1.433	9.311
8606300000	Self-discharging vans, wagons, oth than those of subheading 8606.10	0	236	0	13.787
8606910000	Railway/tramway goods vans & wagon not self-propelled covered and closed	0	535	0	3.758
8606920000	Railway/tramway goods vans & wagon not self-propelled open, removable height <= 60c	0	78	0	883
8606990000	Railway/tramway goods vans & wagon not self-propelled open, removable height > 60c	199	1.388	1.652	24.282
8607110000	Driving bogies and bissel-bogies	369	7.569	21.895	88.443
8607120000	Other bogies and bissel-bogies	12.255	42.832	169.600	311.193
8607190000	Oth, including parts axles & wheels	682.881	1.877.960	3.833.734	11.860.446
8607210000	Air brakes and parts thereof	4.327	11.759	101.709	446.919
8607290000	Brakes and parts thereof other than airbrakes	42.036	46.115	103.056	147.036
8607300000	Hooks & oth coupling devices, buffers, and parts thereof	44	6.746	967	60.051
8607910000	Other parts of locomotives	488	3.805	14.526	134.573
8607990000	Other part of trolley stone	14.758	196.030	1.007.624	1.277.701
8608002000	Electromechanic equip of railway/tramway track fixtures, fitting, mechanic signal	5.970	12.640	18.149	210.537
8608009000	Non-electromechanic equip of railway/tramway track fixtures, fitting, mechanic signal	24.352	43.290	89.563	202.888
8609001000	Containers of metal design & equip for carriage by one/more modes of transport	29.637	231.389	239.947	1.490.603
8609009000	Other containers design & equip for carriage by one/more modes of transport	169.943	511.454	988.142	2.144.686
8701101100	Pedestrian controlled tractors, power <= 22.5 kw for agricultural use	37.500	64.612	55.717	334.554
8701101900	Pedestrian controlled tractors, power <= 22.5 kw oth than for agricultural use	0	21.000	0	18.900
8701102100	Pedestrian controlled tractors, power > 22.5 kw for agricultural use	3.958	3.958	2.786	2.786
8701102900	Pedestrian controlled tractors, power > 22.5 kw oth than for agricultural use	6.000	28.054	13.340	85.057
8701209000	Road tractors for semi-trailers, not ckd	72.542	520.166	332.060	5.092.513
8701301000	Track-laying tractors of a cylinder cap <= 1100 cc	193.398	195.470	2.430.861	2.434.668
8701302000	Track-laying tractors of a cylinder cap > 1100 cc	0	72.070	0	677.335
8701901100	Agriculture tractors of a cylinder cap <= 1100 cc	37.822	96.631	82.367	285.916
8701901900	Agriculture tractors of a cylinder cap <= 1100 cc	47.112	673.168	332.353	3.794.530
8701909100	Other tractors of a cylinder capacity <= 1100 cc	1.210	3.673	2.111	18.111
8701909900	Other tractors of a cylinder capacity > 1100 cc	664	448.249	4.799	2.861.996
8702101400	Motor vehicles for the transport >= 10 p, vehicle weight >= 24 t, ckd, diesel	0	51.965	0	776.396
8702102100	Motor vehicles for the transport >= 10 p, vehicle weight < 6 t, not ckd, diesel	47.589	369.964	614.907	4.004.651
8702102200	Motor vehicles for the transport >= 10 p, vhcl weight >= 6t & < 18t, not ckd, diesel	0	11.000	0	211.302
8702909910	Other motor vehicle, non diesel, >= 10 p gross vehicle weight < 5 tons, not ckd	3.027	3.027	33.000	33.000
8702909920	Other motor vehicle, non diesel, >= 10 p vhcl weight >= 5 tons & < 24 t, not ckd	0	5.821	0	41.100
8703101000	Golf cars, including golf buggies	17.050	47.624	275.720	388.774
8703109000	Vehicles specially designed for travel on snow and similar vehicles	0	4.284	0	122.463
8703211000	Go-karts, cylinder capacity <= 1,000 cc internal combust reciprocating piston engine	0	14.030	0	31.639
8703212900	Other motor cars, <= 1,000 cc, not ckd internal combust reciprocating piston engine	920	2.990	16.437	34.741
8703219000	Other vehicles, <= 1,000 cc, not ckd internal combust reciprocating piston engine	0	627	0	3.201
8703221190	Other motor cars, 1,000-1500 cc, ckd internal combust reciprocating piston engine	108.510	328.242	435.360	1.387.492



**I.3. IMPOR MENURUT KOMODITI / IMPORT BY HS COMMODITY**  
**\*\*\* JUNI / JUNE 2009 \*\*\***

H S	Uraian Komoditi Commodity Description	Berat Bersih / Net Weight (Kg)		Nilai / Value C.I.F (US\$)	
		Bulan ini Current Month	Kumulatif Cum.Jan. to date	Bulan ini Current Month	Kumulatif Cum.Jan. to date
8703221910	Sedan/station wagon,1,000-1500cc,not ckdinternal combust recipro piston engin	908.399	4.129.046	7.042.118	34.530.604
8703221990	Oth motor cars, 1,000-1500 cc, not ckdinternal combust recipro piston engine	898.424	3.370.386	6.770.463	25.043.834
8703229000	Other vehicles, 1,000-1500 cc, not ckdinternal combust recipro piston engine	0	2.114	0	9.368
8703231000	Ambulances, 1500-3000 cc intern combustreciprocating piston engine	0	75.218	0	282.632
8703234190	Other motor cars, 1500-1800 cc, ckdinternal combust recipro piston engine	0	2.500	0	6.879
8703234290	Other motor cars, 1800-2000 cc, ckdinternal combust recipro piston engine	446.114	1.029.688	3.010.969	6.967.444
8703234390	Other motor cars, 2000-2500 cc, ckdinternal combust recipro piston engine	39.248	39.248	335.709	335.709
8703235110	Sedan/station wagons, 1500-1800 cc, notinternal combust recipro piston engine	225.328	1.238.657	2.253.025	13.362.724
8703235190	Other motor cars, 1500-1800 cc, not ckdinternal combust recipro piston engine	25.646	186.737	254.910	2.061.434
8703235210	Sedan/station wagons, 1800-2000 cc, notinternal combust recipro piston engine	22.357	251.485	227.037	2.889.092
8703235291	Oth motor car,1800-2000 cc, (4x2) system,not ckd,int combust recipro pist engin	3.465	21.769	55.051	243.840
8703235292	Oth motor car,1800-2000 cc, (4x4) system,not ckd,int combust recipro pist engin	16.777	16.777	255.908	255.908
8703235310	Sedan/station wagon,2000-2500cc,not ckdinternal combust recipro piston engine	121.686	483.010	1.411.667	5.996.732
8703235391	Oth motor car,2000-2500cc, (4x2) system,not ckd,int combust recipro pist engine	522.898	2.500.509	5.656.262	26.882.468
8703235392	Oth motor car,2000-2500cc, (4x4) system,not ckd,int combust recipro pist engine	16.700	87.360	178.410	940.968
8703235410	Sedan/station wagon,2500-3000cc,not ckdinternal combust recipro piston engine	37.315	131.039	858.420	2.917.212
8703235491	Oth motor car,2500-3000cc, (4x2) system,not ckd,int combust recipro pist engine	6.555	48.819	108.996	798.733
8703235492	Oth motor car,2500-3000cc, (4x4) system,not ckd,int combust recipro pist engine	31.351	83.141	567.581	1.256.208
8703239320	Oth vehicle, 2000-2500 cc, (4x4) system,not ckd,int combust recipro pist engine	0	1.378	0	27.378
8703239420	Oth vehicle, 2500-3000 cc, (4x4) system,not ckd,int combust recipro pist engine	0	4.400	0	29.820
8703241000	Ambulances, cylinder capacity > 3000 ccinternal combust recipro piston engine	6.600	6.600	125.885	125.885
8703245010	Sedan/station wagons, > 3000 cc,not ckdinternal combust recipro piston engine	119.899	292.987	2.663.865	7.302.137
8703245091	Oth motor cars, > 3000 cc, (4x2) system,not ckd,int combust recipro pist engine	13.171	58.343	167.619	725.535
8703245092	Oth motor cars, > 3000 cc, (4x4) system,not ckd,int combust recipro pist engine	161.108	925.372	2.383.485	14.714.654
8703311010	Sedan/station wagon, <= 1500 cc, ckddiesel	2.176	2.176	1.612	1.612
8703312000	Other motor cars, <= 1500 cc, not ckd,diesel	3.740	3.740	1.920	1.920
8703325100	Sedan/station wagon,1500-2000cc,not ckd,diesel	237.307	711.102	1.859.642	5.371.274
8703325900	Other motor cars, 1500-2000 cc, not ckd,diesel	417.971	1.075.501	3.700.945	8.936.423
8703329900	Other vehicles, 2000-2500 cc, not ckd,diesel	265.924	661.880	2.333.224	5.878.254
8703334190	Other motor cars, 2500-3000 cc, ckd,diesel	0	7.071	0	122.000
8703335100	Other motor cars, 2500-3000 cc, not ckd,diesel	1.571	20.616	40.789	268.057
8703335200	Other motor cars, > 3000 cc, not ckd,diesel	3.294	96.244	52.132	1.862.974
8703339000	Other vehicles, > 2500 cc, not ckd,diesel	0	10.398	0	209.660
8703905400	Other motor car, > 2500 cc, not ckd	0	2.695	0	78.078
8703909000	Other vehicles, not ckd	2.950	2.950	91.168	91.168
8704102100	Damper designed for off highway, >24 t,ckd	1.845.315	5.152.967	33.200.608	88.653.371
8704102200	Damper designed for off highway, > 24 tnot ckd	3.306.308	19.234.547	37.174.856	212.427.696
8704211900	Other vans, <= 5 t, ckd, diesel	0	10.057	0	833.179
8704212900	Other vans, <= 5 t, not ckd, diesel	824.979	6.399.095	6.112.017	47.852.314
8704222900	Other vans, 5-6 t, not ckd, diesel	0	12.114	0	84.163
8704222911	Other vans, 6-10 t, ckd, diesel	0	382.434	0	2.064.720
8704222919	Other vans, 6-10 t, not ckd, diesel	0	2.826	0	4.809
8704224300	Tanker vehicles, 10-20 t, not ckd,diesel	0	53.698	0	53.064
8704224900	Other vans, 10-20 t, not ckd, diesel	0	1.790	0	1.769
8704232900	Other vans, 20-24 t, not ckd, diesel	0	615.300	0	608.025
8704234900	Other vans, > 24 t, not ckd, diesel	721.228	2.384.374	1.947.000	16.995.393
8704312900	Other vans, <= 5 t, not ckd,internal combustion piston engine	583.680	1.463.493	2.811.648	7.466.634
8704322300	Tanker vehicles, 5-6 t, not ckd,internalcombustion piston engine	0	7.500	0	28.775
8704328900	Other vans, > 24 t, not ckd, internalcombustion piston engine	0	14.000	0	81.421
8704901000	Motor vehicles for the transport of good, ckd	0	119.604	0	778.780
8704909000	Motor vehicles for the transport of good, not ckd	0	9.552	0	128.000
8705100000	Crane lorries	0	334.434	0	1.126.305
8705200000	Mobile drilling derricks	41.048	41.048	87.094	87.094
8705300000	Fire fighting vehicles	370.295	387.575	7.636.642	7.982.762
8705400000	Concrete-mixer lorries	0	318.387	0	323.646
8705905000	Street clean vhcl, incl cesspit emptiermobile clinic;spray lorries of all kinds	916.784	929.991	952.917	1.134.463
8705909000	Other special purpose motor vehicles	67.953	590.381	1.947.575	13.682.148
8706001100	Chasis fitted with engines for agri.tractors of subhd 8701.10/8701.90	1.000	1.000	5.180	5.180
8706001900	Oth chasis fitted with engines for vhclsof heading 8701	0	72.166	0	65.359
8706002000	Chasis fitted with engines for vehiclesof heading 8702	0	55.200	0	136.688
8706003000	Chasis fitted with engines for vehiclesof heading 8703	0	5.505	0	89.720
8706004000	Chasis fitted with engines for vehiclesof heading 8704	38.102	87.044	794.675	1.769.871
8706005000	Chasis fitted with engines for vehiclesof heading 8705	0	33.905	0	215.502
8707100000	Bodies for the vehicles of heading 8703	20.401	67.249	97.584	321.404
8707901000	Bodies for the vehicles of heading 8701	14	142	147	945
8707903000	Bodies for the vehicles of heading 8705	12.009	34.092	57.260	109.316
8707909000	Bodies for the vehicles of heading 8702,8704	62.879	688.939	570.662	5.378.156
8708101000	Bumper & parts for vehicles heading 8701	916	10.470	10.591	78.539
8708109000	Bumper & parts for vehicles heading 8702;8703;8704; 8705	133.018	619.543	1.283.278	6.246.309
8708211000	Safety seat belt for vehicles 8701	125	558	2.818	8.020
8708219000	Safety seat belt for vehicles 8702; 8703; 8704; 8705	52.054	241.550	273.652	2.141.451
8708291100	Component of door trim assembly for hd8701	206	4.055	4.105	64.629
8708291200	Component of door trim assembly for hd8703	42.530	294.705	442.622	2.381.535

**I.3. IMPOR MENURUT KOMODITI / IMPORT BY HS COMMODITY**  
**\*\*\* JUNI / JUNE 2009 \*\*\***

H S	Uraian Komoditi Commodity Description	Berat Bersih / Net Weight (Kg)		Nilai / Value C.I.F (US\$)	
		Bulan ini Current Month	Kumulatif Cum.Jan. to date	Bulan ini Current Month	Kumulatif Cum.Jan. to date
8708291300	Component of door trim assembly for hd8705/subheading 8704.10	39.337	77.154	243.705	577.428
8708291900	Component of door trim assembly for hd8702 & 8704 (excluding 8704.10)	25.235	243.317	123.604	1.225.268
8708292000	Parts of safety seat belts of heading8701-8705	65.884	355.257	502.414	2.317.366
8708299100	Oth part, access of bodies for agricul.tractors of subhead 8701.10/8701.90	1	1.599	56	23.213
8708299200	Oth part, access of bodies for agricul.vehicles of heading 8701	64	2.874	2.011	15.280
8708299300	Oth part, access of bodies for agricul.of heading 8703	306.445	2.367.677	2.736.963	18.802.979
8708299900	Oth part, access of bodies for agricul.of heading 8702; 8704; 8705	314.457	1.235.182	2.262.082	8.784.004
8708301000	Brakes,servo-brakes; parts thereof forvehicles of heading 87.01	3.361	42.775	36.426	306.911
8708302000	Brakes,servo-brakes; parts thereof forvehicles of heading 87.03	223.281	1.591.066	3.105.248	16.749.920
8708309000	Brakes,servo-brakes; parts thereof forvehicles of heading 8702; 8704; 8705	480.800	2.186.581	1.870.057	10.968.859
8708401100	Gear boxes, unassembled for vehicles ofheading 87.03	207.371	341.306	3.735.452	5.701.665
8708401200	Gear boxes, unassembled for vehicles ofsubheading 8704.10/heading 8705	160	9.325	6.623	215.318
8708401900	Gear boxes, unassembled for vehicles ofhead 8701-8702 & 8704 (exlc 8704.10)	280.241	697.535	2.186.995	7.381.173
8708402100	Gear boxes, assembled for agri tractorsof subheading 8701.10/8701.90	16	443	50	9.573
8708402200	Gear boxes, assembled for oth vehicle ofheading 87.01	2.395	9.254	33.806	109.878
8708402300	Gear boxes, assembled for vehicle of hd87.03	57.879	216.734	726.017	2.480.778
8708402400	Gear boxes, assembled for vehicle ofsubheading 8704.10/heading 8705	1.935	6.165	20.030	141.506
8708402900	Gear boxes, assembled for vehicles ofheading 8702 & 8704 (excluding 8704.10)	9.652	410.586	162.284	2.041.066
8708409000	Parts of gear boxes	26.344	277.193	295.641	1.603.985
8708501100	Drive-axles with differential, unassablfor vehicles of heading 87.03	363.160	1.105.397	5.696.518	17.778.519
8708501200	Drive-axles with differential, unassablfor vhcl of subhead 8704.10/head 8705	6.412	118.512	95.745	330.869
8708501900	Drive-axles with differential, unassablfor vhcl hd 8701-8702&8704(exlc 8704.10)	54.829	500.081	478.641	2.781.628
8708502100	Drive-axles with differential, assabledfor agri tractor of subhd 870110,870190	2.415	65.124	8.861	107.180
8708502200	Drive-axles with differential, assabledfor other vehicles of heading 87.01	669	18.562	7.945	246.333
8708502300	Drive-axles with differential, assabledfor vehicles of heading 87.03	154.759	771.837	1.090.558	6.134.051
8708502400	Drive-axles with differential, assabledfor vhcl of subhd 8704.10/hd 87.05	21.578	78.534	305.634	945.095
8708502900	Drive-axles with differential, assabledfor vhcl of hd 8702,8704 (exlc 8704.10)	200.443	1.011.012	1.714.340	6.932.277
8708509000	Parts of drive-axles with differential,non-driving, axles	56.420	372.939	276.727	1.573.419
8708701100	Wheel centre discs and caps for agritractors of subheading 8701.10/8701.90	15.672	96.037	21.905	219.983
8708701200	Wheel centre disc & cap for oth vehicleof heading 87.01	1.770	37.154	12.167	244.957
8708701300	Wheel centre disc & cap for oth vehicleof heading 87.03	199.574	1.799.359	544.469	3.841.551
8708701400	Wheel centre disc & cap for oth vehicleof subheading 8704.10/heading 87.05	48.846	223.175	164.881	1.008.977
8708701900	Wheel centre disc & cap for oth vehicleof heading 8702 & 8704 (exlc 8704.10)	464.762	1.643.219	608.280	2.907.925
8708709100	Other road wheel for agri tractors ofsubheading 8701.10/8701.90	23	4.070	1.004	47.702
8708709200	Other road wheel for oth vehicles of hd87.01	0	140	0	536
8708709300	Other road wheel for vehicles of head87.03	22.898	191.123	115.651	1.174.984
8708709400	Other road wheel for vehicles of subhd8704.10/heading 87.05	24.370	142.047	156.269	864.439
8708709900	Other road wheel for vehicles of head8702 & 8704 (excluding 8704.10)	152.695	981.576	306.983	1.855.147
8708801100	Suspension systems for agri tractors ofsubheading 8701.10/8701.90	295	3.884	6.340	47.863
8708801200	Suspension systems for oth vehicles ofheading 87.01	3.547	12.306	56.585	188.746
8708801300	Suspension systems for vehicles of head87.03	19.062	151.964	100.675	574.087
8708801400	Suspension systems for vehicle of sebhd8704.10/heading 87.05	10.975	29.069	85.757	363.465
8708801900	Suspension systems for vehicle of sebhd8702 & 8704 (excluding 8704.10)	114.584	423.513	299.541	1.013.661
8708809000	Parts of suspension systems (incl shock-absorbers)	200.007	1.316.221	1.864.540	10.086.477
8708911100	Radiators systems for agri tractors ofsubheading 8701.10/8701.90	0	8.790	0	46.755
8708911200	Radiators for other vehicles of heading87.01	4.558	6.380	103.793	203.226
8708911300	Radiators for vehicles of heading 87.03	21.888	65.743	210.878	616.104
8708911400	Radiators for vehicles of subhd 8704.10or heading 87.05	6.284	36.308	79.622	441.854
8708911900	Radiators for vehicles of heading 87.02,8704 (excluding 8704.10)	46.901	341.456	368.364	2.295.557
8708919000	Parts of radiator	109.947	603.533	1.127.077	5.583.330
8708921000	Silencers (mufflers),exhaust pipe; partsfor vehicles of heading 87.01	0	1.403	0	31.526
8708922000	Silencers (mufflers),exhaust pipe; partsfor vehicles of heading 87.03	212.496	3.490.016	2.164.368	13.696.687
8708923000	Silencers (mufflers),exhaust pipe; partsfor vhcl of subhd 8704.10/head 87.05	250	1.524	3.695	31.003
8708929000	Silencers (mufflers),exhaust pipe; partsfor vhcl of hd 8702,8704 (exlc 8704.10)	89.270	407.432	802.021	3.902.110
8708931000	Clutches and parts thereof for agritractors of subhd 8701.10/8701.90	6.745	28.747	126.329	453.506
8708932000	Clutches, parts thereof for oth vehicleof heading 87.01	2.738	3.259	22.944	27.339
8708933000	Clutches, parts thereof for oth vehicleof heading 87.03	225.885	869.804	2.425.265	10.645.589
8708934000	Clutches, parts thereof for vehicles ofsubheading 8704.10/heading 87.05	328	5.512	3.986	83.573
8708939000	Clutches, parts thereof for vehicles ofheading 8702 & 8704 (excluding 8704.10)	198.987	977.169	984.793	5.452.924
8708941000	Steering wheels with airbag assemblies	1.163	53.517	19.484	240.303
8708949100	Oth steering wheels, columns,boxes foragri. tractors of subhd 8701.10,8701.90	0	198	0	4.488
8708949200	Oth steering wheels, columns,boxes forother vehicles of heading 87.01	279	1.204	12.134	37.117
8708949300	Oth steering wheels, columns,boxes forvehicles of subheading 87.03	318.512	1.748.710	4.129.011	22.951.096
8708949900	Oth steering wheels, columns,boxes forfor vehicles of head 8702, 8704, 8705	67.821	277.563	789.178	2.202.427
8708951000	Safety airbags with inflater system	42.205	351.108	430.976	2.945.340
8708959000	Parts of safety airbags with inflaterssystem	2.777	31.718	35.231	137.402
8708991100	Unassembled fuel tank;engine bracket forvehicles of heading 87.01	3.800	568.250	54.079	5.598.989
8708991200	Unassembled fuel tank;engine bracket forvehicles of heading 87.03	73.889	389.880	810.271	3.487.616
8708991900	Unassembled fuel tank;engine bracket forvehicles of head 87.02; 87.04; 8705	70.621	366.578	417.937	2.567.745
8708999100	Other parts and accessories for agritractors of subhd 8701.10/8701.90	80.664	146.107	202.215	1.110.477
8708999200	Other parts,acces for other vehicles ofheading 87.01	20	2.503	707	18.554
8708999300	Other parts,acces for other vehicles ofheading 87.03	710.724	6.897.808	5.910.758	57.947.985
8708999900	Other parts,acces for other vehicles ofheading 87.02, 8704, 8705	3.358.251	14.232.166	23.059.039	103.246.971

**I.3. IMPOR MENURUT KOMODITI / IMPORT BY HS COMMODITY**  
**\*\*\* JUNI / JUNE 2009 \*\*\***

H S	Uraian Komoditi Commodity Description	Berat Bersih / Net Weight (Kg)		Nilai / Value C.I.F (US\$)	
		Bulan ini Current Month	Kumulatif Cum.Jan. to date	Bulan ini Current Month	Kumulatif Cum.Jan. to date
8709110000	Electrical vehicles	10	2.509	2.172	59.490
8709190000	Non elect work truck,self-propelled,notfitted with lift/handl equip,in factory	12.005	78.878	49.035	790.016
8709900000	Part of work trucks,self-propelled, notfitted with lift/handl equip, in factory	15.111	88.105	87.836	561.852
8710000000	Tanks, other armoured fighting vehicles,motorised, with weapons/not, & parts	113	234.826	603	14.182.729
8711101100	Motorcycle,incl moped,scooters, recipoint combust piston engine < 50 cc, ckd	0	29.488	0	90.355
8711101900	Other motorcycles, reciprocatinginternal piston engine < 50 cc, ckd	0	37.056	0	45.182
8711109100	Motorcycle,incl moped,scooters, recipoint combust piston engine <50 cc,not ckd	909	36.910	2.010	48.510
8711109900	Other motorcycles, recipro int pistonengine < 50 cc, not ckd	2.686	21.325	5.567	31.611
8711201090	Motocross motorcycles, with recipro intcombust pist engine, 50-250 cc, not ckd	12.674	38.463	231.264	478.206
8711202100	Motorcycles, scooters, with recipro intcombust piston engine, 50 -125 cc, ckd	0	10.129	0	26.648
8711202200	Motorcycles, scooters, with recipro intcombust piston engine, 125 -150 cc, ckd	100	14.680	1.823	42.131
8711202300	Motorcycles, scooters, with recipro intcombust piston engine, 150 -200 cc, ckd	278.001	534.438	898.787	1.737.227
8711202400	Motorcycles, scooters, with recipro intcombust piston engine, 200 -250 cc, ckd	0	11.209	0	66.457
8711203000	Other motorcycles, recipro int pistonengine, 50 -250 cc, ckd	15.555	33.994	18.400	48.510
8711204100	Motorcycles, scooters, with recipro intcombust piston engine, 50-125 cc,not ckd	56.152	76.574	344.594	496.555
8711204200	Motorcycles, scooters, with recipro intcombust piston engine, 125-150cc,not ckd	0	76.092	0	876.551
8711204300	Motorcycles, scooters, with recipro intcombust piston engine, 150-200cc,not ckd	91.175	439.866	799.309	3.644.187
8711204400	Motorcycles, scooters, with recipro intcombust piston engine, 200-250cc,not ckd	157.810	651.139	2.313.761	8.898.799
8711301090	Motocross motorcycles, with recipro intcombust pist engine, 250-500 cc, not ckd	312	4.750	7.356	315.986
8711401090	Motocross motorcycles, with recipro intcombust pist engine, 500-800 cc, not ckd	0	3.111	0	52.800
8711409000	Other motorcycles, recipro int pistonengine, 500 -800 cc, not ckd	4.959	10.469	147.885	244.557
8711509000	Other motorcycles, recipro int pistonengine, > 800 cc, not ckd	494	2.770	10.000	119.424
8711905000	Other motorcycles, ckd	0	8.499	0	41.990
8711909000	Other motorcycles, not ckd	286	13.734	6.815	53.762
8712001000	Racing bicycles	31	91.927	200	129.820
8712002000	Bicycles designed to be ridden bychildren	1.226.387	5.413.110	871.681	3.786.317
8712003000	Other bicycles	273.842	542.313	159.848	736.676
8712009000	Other cycles	505.278	2.112.204	1.864.738	3.929.475
8713100000	Carriages for disabled persons, notmechanically propelled	64.607	166.240	156.721	418.625
8713900000	Carriages for disabled persons,mechanically propelled	0	97.233	0	218.845
8714110000	Saddles of motorcycles (incl. mopeds)	9.876	31.490	48.526	198.448
8714190010	Clutch assembly of motorcycles(incl. mopeds)	173.806	1.127.836	2.414.284	13.766.925
8714190020	Gear assembly of motorcycles(incl. mopeds)	161.885	1.638.479	1.041.189	8.640.019
8714190030	Spokes/nipples of motorcycles(incl. mopeds)	1.791.077	11.000.587	17.364.121	93.229.154
8714190040	Oth part & acces, for motorcycles ofsubheading, 8711.10, 8711.20/8711.90	152.742	808.634	809.381	3.654.797
8714190090	Oth part & acces, for motorcycles ofsubheading, 8711.30, 8711.40/8711.50	1.378.121	6.851.145	6.630.792	34.546.116
8714201900	Castors of a dia(incl. tyres) > 250 mmthat the wheel width > 30 mm	3.505	8.067	14.988	38.696
8714209000	Other parts of carriages for disabledpersons	3.206	23.132	11.182	60.020
8714911000	Frames & forks for bicycles of subhead8712.00.20	72.226	197.812	121.156	296.607
8714919000	Oth parts of forks	292.142	1.194.790	510.782	4.670.853
8714921000	Wheel rims and spokes for bicycles ofsubheading 8712.00.20	13.831	70.941	12.400	85.026
8714929000	Other wheel rims and spokes	291.558	876.609	787.205	2.808.957
8714931000	Hubs,(exlc coaster brake hub, hub brake,free/sprocket-wheel), bicycle 8712.00.2	27.276	84.222	37.004	172.007
8714939000	Oth hub, (exlc coaster braking hub, hubbrake, free/sprocket-wheel)	169.079	518.968	214.203	1.563.399
8714941000	Brakes,(incl coast brake hub,hub brake)for bicycles of subheading 8712.00.20	33.748	150.614	41.791	153.764
8714949000	Oth brakes, (incl coaster braking hubs,hub brakes)	169.916	1.010.702	527.006	4.970.765
8714951000	Saddles for bicycles of subhd 8712.00.20	14.469	31.256	12.148	32.485
8714959000	Other saddles	139.256	441.257	213.626	881.257
8714961000	Pedals and crank-gear,& parts thrf forbicycles of subheading 8712.00.20	12.350	48.282	7.923	25.473
8714969000	Other pedals and crank-gear,& parts thrf	110.038	462.519	159.228	1.376.927
8714991000	Parts & accessories of bicycle of subhd8712.00.20	562.494	1.023.476	4.181.403	7.623.421
8714999000	Parts & accessories of vehicle of head87.11 to 87.13. (exlc. 8712.00.20)	1.032.889	4.931.133	2.439.421	21.125.782
8715000000	Baby carriages, trailers, semi-trailers,oth vhcl, not mechanically propel;& part	206.286	983.193	380.123	1.984.678
8716100000	Trailers & semi-trailers of the caravantype, for housing/camping	1	1	2	2
8716200000	Self-loading/self-unloading trailers &semi-trailers for agricultural purposes	1.134	3.151	8.810	20.037
8716310000	Tanker trailers,tanker semi-trailers forthe transport of goods	27.843	247.063	164.038	835.220
8716394000	Agricultural trailers and semi-trailers	4.068	453.129	5.200	2.121.756
8716399000	Other trailers and semi-trailers for thetransport of goods	507.780	656.643	1.944.033	3.372.602
8716400000	Other trailers and semi-trailers	185.096	1.197.064	147.872	2.117.835
8716801000	Cart,wagon,sack truck,hand trolleys &similar hand-propelled vhcl used in fact	30.325	198.026	45.293	471.308
8716802000	Wheelbarrows a kind used in factory/workshops	41.845	117.705	31.548	129.600
8716809000	Oth vehicles, not mechanically propelled	42.331	255.500	92.767	1.074.057
8716901100	Wheels for trailers and semi-trailers	141.190	589.972	256.132	896.970
8716901300	Other parts for goods of subheading8716.20	14.466	83.702	27.455	197.947
8716901900	Other parts for trailers, semi-trailers	229.824	932.673	825.288	4.423.307
8716909100	Parts for goods of subhead 8716.80.10or 8716.80.20	11.027	139.822	8.784	205.808
8716909900	Other parts for other vehicles	137.677	811.978	338.323	1.680.024
8801000000	Balloon,dirigibles,glider, hang glidersand other non-powered aircraft.	0	54	0	17.382
8802110000	Helicopters of an unladen weight <=2,000 kg	0	2.420	0	12.974.274
8802201000	Aeroplanes of an unladen weight<= 2,000 kg	15.000	30.000	854.250	1.708.500
8802209000	Other aircraft of an unladen weight,<= 2,000 kg	0	4.160	0	1.521.165
8802301000	Aeroplane of an unladen weight >2,000 kgand <= 15,000 kg	3.620	14.667	2.146.919	8.815.355
8802401000	Aeroplanes of an unladen weight> 15,000 kg	250.321	3.557.289	122.100.131	1.398.179.142

**I.3. IMPOR MENURUT KOMODITI / IMPORT BY HS COMMODITY**  
**\*\*\* JUNI / JUNE 2009 \*\*\***

H S	Uraian Komoditi Commodity Description	Berat Bersih / Net Weight (Kg)		Nilai / Value C.I.F (US\$)	
		Bulan ini Current Month	Kumulatif Cum.Jan. to date	Bulan ini Current Month	Kumulatif Cum.Jan. to date
8802600000	Spacecraft (including satellites) and suborbital, spacecraft launch vehicles	0	15.023	0	857.414
8803100000	Propellers, rotors, parts thereof of heading 88.01/88.02.	1.500	41.418	7.819	2.059.710
8803200000	Under-carriages, parts thereof heading 88.01/88.02.	117	8.054	15.439	400.066
8803300000	Other parts of aeroplanes/helicopters heading 88.01/88.02.	14.952	159.273	3.468.384	39.113.356
8803901000	Parts of telecommunication satellites	0	33.971	0	683.512
8803902000	Parts of balloons, gliders/kites	0	102	0	8.099
8803909000	Other parts of goods of heading 88.01 or 88.02	1.272	19.183	305.853	15.622.697
8804000000	Parachutes (incl dirigible parachutes, paragliders) & parachutes, parts, accessories	596	6.374	19.380	318.394
8805100000	Aircraft launching gear, part thereof, deck arrestor/similar gear, part thereof	0	1.310	0	31.192
8805291000	Ground flying trainers	0	88	0	3.335
8805299000	Parts of ground flying trainers	0	4.050	0	253.297
8901101000	Cruise ships, excursion boats, ferry-boats of gross tonnage <= 26 ton	0	69	0	893
8901102000	Cruise ships, excursion boats, ferry-boats of gross tonnage > 26 but <= 250 ton	168.440	1.549.440	34.186	269.091
8901103000	Cruise ships, excursion boats, ferry-boats of gross weight > 250 but <= 500 ton	3.320.000	4.373.000	17.284.995	17.775.760
8901106000	Cruise ships, excursion boats, ferry-boats of gross tonnage > 5000 ton	8.161.000	8.161.000	13.768.500	13.768.500
8901205000	Tankers of gross tonnage > 4000 but <= 5000 ton	511.000	4.932.000	1.075.350	6.975.350
8901206000	Tankers of gross tonnage > 5000 ton	16.023.000	70.475.000	15.000.000	93.407.433
8901306000	Refrigerated vessels, other than tankers of gross tonnage > 5000 ton	1.113.000	1.122.870	4.900.000	8.900.000
8901901200	Other vessels, not motorised of gross tonnage > 26 but <= 250 ton	2.648.000	5.753.278	19.400.000	34.061.144
8901901400	Other vessels, not motorised of gross tonnage > 500 ton	5.736.896	61.347.944	18.127.100	99.920.258
8901902100	Other vessels, motorised of gross tonnage <= 26 ton	0	29.999	0	338.970
8901902200	Other vessels, motorised of gross tonnage > 26 but <= 250 ton	0	18.433.000	0	29.428.259
8901902300	Other vessels, motorised of gross tonnage > 250 but <= 500 ton	995.000	5.331.000	414.400	2.222.396
8901902400	Other vessels, motorised of gross tonnage > 500 but <= 4000 ton	0	20.510.200	0	38.951.245
8901902600	Other vessels, motorised of gross tonnage > 5000 ton	28.988.000	109.140.000	29.590.773	154.090.459
8902001100	Fishing vessels of gross tonnage <= 26 ton	12.267	12.267	19.827	19.827
8902001300	Fishing vessels of gross tonnage > 40 but <= 100 ton	55.810	313.810	80.000	477.980
8902001400	Fishing vessels of gross tonnage > 100 but <= 250 ton	0	593.572	0	732.393
8902001500	Fishing vessels of gross tonnage > 250 but <= 4000 ton	89.000	2.274.000	160.000	2.599.130
8902009100	Factory ship and other vessel for fishery of gross tonnage < 26 ton	0	80.140	0	123.870
8902009600	Factory ships & other vessels for processing/preserving fishery of gross tonnage > 4000 ton	0	90.000	0	198.999
8903100000	Yachts & other vessels for pleasure/sports rowing boats & canoes, inflatable	0	20.304	0	136.776
8903910000	Sailboats, with/without auxiliary motor, not inflatable	34.109	44.825	15.120	106.763
8903920000	Motorboats, other than outboard motor, not inflatable	55.000	55.111	1.155.012	1.155.801
8903990000	Other vessels for pleasure/sports; canoes, not inflatable	9.311	32.044	23.860	201.468
8904001900	Tugs of gross tonnage > 26 ton, of power <= 4000 hp	2.000.903	4.607.603	10.001.953	51.547.109
8904002100	Tugs of gross tonnage < 26 ton, of power <= 4000 hp	0	226.525	0	9.683.029
8904002900	Tugs of gross tonnage > 26 ton, of power > 4000 hp	0	1.120.000	0	906.730
8905100000	Dredgers	0	18.911.323	0	12.641.711
8905200000	Floating/submersible drilling/production platforms	0	408.363	0	2.501.745
8905901000	Floating docks of a gross tonnage > 100 tons	2.408.000	2.553.053	1.381.586	2.618.703
8905909000	Other vessels w/ navigability of which is subsidiary to their main function	4.191.536	5.995.454	615.885	7.202.033
8906901000	Lifeboats other than rowing boats, other vessels of displacement <= 30 tons	6.583	52.354	102.870	387.770
8906909000	Lifeboats other than rowing boats, other vessels of displacement > 30 tons	13.532.156	14.180.352	13.571.111	32.118.169
8907100000	Floating structures, inflatable rafts	14.329	254.076	83.090	1.298.921
8907901000	Buoys	5.226	120.174	132.582	588.543
8907909000	Other floating structures	160.676	1.066.197	1.532.765	4.912.094
8908000000	Articles of headings 89.01-89.06 imported for breaking up	0	310	0	87.688
9001101000	Optical fibres, optical fibre bundles & cables for telecom. & other electrical use	4.664	128.583	549.737	3.797.748
9001109000	Optical fibres, optical fibre bundles & cables for other purpose	11.209	183.707	935.173	5.454.437
9001200000	Sheets & plates of polarising material	15	6.912	3.646	475.300
9001300000	Contact lenses	65.716	440.161	6.653.106	41.591.609
9001400000	Spectacle lenses of glass	14.979	24.267	32.915	72.494
9001500000	Spectacle lenses of other materials	3.537	103.259	318.791	2.001.160
9001901000	Lenses & optic elements for photographic cinematographic cameras	37.656	51.929	2.104.266	3.210.252
9001909010	Lenses & prisms for lighthouses/beacons	468	9.458	128.298	1.008.485
9001909090	Other elements of glass not optically worked	4.660	48.312	1.101.075	2.195.730
9002111000	Objective lenses for cinematographic projector	0	9	0	344
9002119000	Objective lenses for cameras & other projector	202	11.734	964	87.266
9002190000	Objective lenses for other instruments & apparatus	65	7.179	7.089	80.480
9002202000	Filters for cinematographic cameras, photographic cameras & other projectors	0	2.062	0	7.479
9002203000	Filters for telescopes/microscopes	0	1	0	397
9002209000	Filters for other instruments & apparatus	3.225	4.748	680.105	756.010
9002901000	Lenses & prisms for lighthouses/beacons	9	21.286	7.566	149.505
9002902000	Lenses & prisms for cinematographic projectors	0	3	0	70
9002903000	Lenses & prisms for cinematographic cam. photographic cameras & other projectors	0	431	0	32.955
9002909000	Lenses & prisms for other instruments	7.957	24.821	1.377.033	1.558.050
9003110000	Frames & mountings for spectacles, goggles of plastics	9.931	54.403	89.723	300.835
9003190000	Frames & mountings for spectacles, goggles of other materials	7.926	48.655	37.110	220.827
9003900000	Parts of frames & mountings for spectacles, goggles & the like	5.036	28.827	52.216	263.518
9004100000	Sunglasses	76.303	317.686	299.989	1.220.296
9004901000	Corrective spectacles	34.700	112.010	200.412	839.477
9004902000	Corrective goggles	10	1.976	38	5.300

**I.3. IMPOR MENURUT KOMODITI / IMPORT BY HS COMMODITY**  
**\*\*\* JUNI / JUNE 2009 \*\*\***

H S	Uraian Komoditi Commodity Description	Berat Bersih / Net Weight (Kg)		Nilai / Value C.I.F (US\$)	
		Bulan ini Current Month	Kumulatif Cum.Jan. to date	Bulan ini Current Month	Kumulatif Cum.Jan. to date
9004905000	Protective goggles	1.544	4.360	5.990	38.370
9004909000	Other spectacles & goggles	64.978	323.565	204.389	1.136.944
9005100000	Binoculars	693	7.796	3.402	49.081
9005801000	Astronomical instrumens, excluding instruments for radio-astronomy	0	1.572	0	7.523
9005809000	Monoculars & oth optical telescopes	394	38.339	1.321	374.626
9005901000	Parts&accessories (incl mountings) forastron.cal instr.ex.instrum.f rad.astr	0	157	0	546
9005909000	Parts&accessories (include mountings)for oth optical telescopes	11	3.378	19	10.763
9006101000	Laser photo plotters	0	3	0	820
9006109000	Oth cameras of a kind used forpreparing printing plates/cylinders	2	4.624	2	304.197
9006300000	Cameras specially design for underwater use for aerial survey, medical,or	0	475	0	22.196
9006400000	Instant print cameras	4	41	1.302	2.992
9006510000	Oth cameras with a slr, for roll filmof a width <= 35 mm	84	267	15.579	55.767
9006520010	Camr.of a kind used for recording doc.> 35 mm	0	102	0	8.002
9006520090	Other cameras for roll film of a width> 35 mm	93	1.115	32.264	38.206
9006530010	Cameras of a kind used for rec. doc onmicrofilm, microfiche	0	2	0	630
9006530090	Cameras of oth. a kind used for rec.doc on microfilm, microfiche	0	14.306	0	43.166
9006591000	Lasers photo plotters/imagesetterswith raster image processor	1	187	564	6.428
9006599010	Camr.of a kind used for recording doc.on mic.film, microfiche/oth microforms	1	47	25	2.900
9006599090	Other camera for recording documenton mic.film, microfiche/oth microforms	475	1.673	5.235	178.218
9006610000	Discharge lamp ("electronic") flashlight	1.908	2.208	5.405	7.571
9006690000	Oth photographic flashlight apparatus& flashbulbs	5.013	22.881	18.696	105.149
9006913000	Parts & accessories for cameras ofsubhead. 9006.40.00 to 9006.53.00	0	13.640	0	48.695
9006919000	Other parts & accessories for cameras	21.373	38.160	61.965	167.142
9006991000	Parts & accessories for photographicflash-light apparatus	4.856	9.449	774.921	1.786.239
9006999000	Parts & accessories not for photograpflash-light apparatus	13.327	58.226	1.282.696	6.655.852
9007110000	Cinematographic cameras for film ofwidth <16 mm/for double-8 mm film	3.943	3.956	115.872	120.666
9007190000	Other cinematographic cameras	233	2.390	14.628	236.686
9007209000	Oth projectors whether/not incorp.sound recording/reproducing apparatus	14.769	42.289	88.057	317.822
9007910000	Parts and accessories for cameras	8.270	42.845	106.403	2.391.098
9007920000	Parts and accessories for projectors	782	15.737	64.268	847.767
9008100000	Slide projectors, oth thancinematographic	300	2.266	2.300	8.072
9008200000	Microfilm, microfiche/oth m. readers,whether/not capable of prod. copies	0	2.283	0	89.750
9008300000	Other image projectors	6.997	14.570	22.104	98.554
9008409000	Other photographic enlargers andreducers (other than cinematographic)	10	2.363	1.033	80.495
9008901000	Parts and accessories of the goods ofsubheading 9008.20.00	1	95.441	92	4.765.592
9008909000	Parts and accessories of other imageprojectors	1.464	15.711	8.041	35.201
9010100000	Apparatus and equipment forautomatically developing x-ray film	1.302	65.622	25.072	290.210
9010501000	App. for the projec./drawing of circ.patt.on sensit.substrates for mk ofPCB	5	2.451	80	36.284
9010509000	Oth app&equip for p.grap (includingcinematographic); negatoscopes	167	11.436	267	116.244
9010600000	Projection screens of 300 inchesor more	54.486	274.036	164.113	713.773
9010901000	Parts&acc. for projection screens,/for articels of subheading 9010.10	1.489	1.509	2.865	2.934
9010909000	Parts & acc.of oth apparatus&equipfor photographic laboratories	4.852	50.352	14.134	287.885
9011100000	Stereoscopic microscopes	159	2.032	16.198	72.343
9011200000	Other microscopes, for photomicrograpcinephotomicrography/microproject	303	26.454	91.853	733.791
9011800000	Other microscopes	28.440	53.030	301.648	708.572
9011900000	Parts and accessories of stereoscopicmicroscope	21.963	23.750	53.147	95.782
9012100000	Microscopes oth than optical microscopediffraction apparatus	10	8.638	32	762.135
9012900000	Parts and accessories for microscope	2	6.937	2.023	25.928
9013100000	Telescopic sights for fitting to armsperiscopes; telescopes design to form	1	1.597	10	84.535
9013200000	Lasers, other than laser diodes	806	5.294	2.805	81.290
9013801000	Optical error verifications&repairapp.for PCB/PWBs&PCAs	40	4.704	3.464	459.117
9013802000	Liquid crystal devices	1.020	12.813	48.648	738.110
9013809000	Other devices, appliances&instrumentsof other optical appliances	8.749	46.709	1.002.930	3.092.855
9013901000	Parts & accessories of goods ofsubheading 9013.20.00	176	375	22.562	60.370
9013903000	Parts & acc.of goods of sub head.9013.10.00/9013.80.00	0	83	0	4.216
9013904000	Parts&acc.of optic error verification&repair app for PCB/PWBs&PCAs	0	18	0	1.721
9013909000	Parts&accessories of other goods ofsubheading 90.13	0	110	0	10.191
9014100000	Direction finding compasses	79.085	157.105	402.415	881.928
9014200000	Instrum.&appl.for aeronautical/spacenavigation (other than compasses)	1.041	1.182	127.210	266.630
9014801000	Navig'nal instrum.&appl.used on ships,work with an automatic data processor	0	19.051	0	185.870
9014809000	Other navigationalinstruments&appliances	4.443	12.671	135.620	1.208.777
9014901000	Parts&acc.of ships navig'nal instrumwork with an automatic data process.	1	328	105	6.764
9014909000	Parts&accessories of oth navigationalinstruments&appliances	6.843	27.834	309.166	2.688.387
9015101000	Rangefinders used in photography&cinematography	0	18	0	3.848
9015109000	Other rangefinders	8.648	23.623	46.433	404.489
9015200000	Theodolites and tachymeters(tacheometers)	370	2.795	25.678	186.781
9015300000	Levels [measuring higher of ground]	4.584	42.110	12.061	56.113
9015400000	Photogrammetrical surveyinginstruments & appliances	17.414	40.269	71.394	898.269
9015801000	Radio sonde and radio wind apparatus	0	82	0	11.221
9015809000	Other instruments&appliancesfor surveying	76.872	244.400	1.478.477	11.356.272
9015900000	Parts&accessories of surveyinginstruments and appliances	103.852	449.762	1.859.728	17.487.577
9016001000	Balances of a sens'vity of 5cg/better,w/without their weights, electronic	3.074	16.076	54.486	471.258
9016009000	Balances of a sens'vity of 5cg/better,w/without their weights,not electronic	5.701	75.492	60.959	489.948

**I.3. IMPOR MENURUT KOMODITI / IMPORT BY HS COMMODITY**  
**\*\*\* JUNI / JUNE 2009 \*\*\***

H S	Uraian Komoditi Commodity Description	Berat Bersih / Net Weight (Kg)		Nilai / Value C.I.F (US\$)	
		Bulan ini Current Month	Kumulatif Cum.Jan. to date	Bulan ini Current Month	Kumulatif Cum.Jan. to date
9017101000	Plotters whether i/o units of hd 84.71 or drawing/drafting of head 90.17	132	514	7.300	17.722
9017109000	Other drafting tables & machines, whether/not automatic	16.031	30.816	53.597	237.878
9017201000	Rulers	27.102	187.740	50.344	332.364
9017203000	App. for the project/drawing of circ.patt.on sens'zed subs's for mfc.of PCB	122	1.192	322	41.554
9017205000	Plotters whether i/o units of h 84.71/drawing/drafting machines of h 90.17	0	189	0	350
9017209000	Other drawing, marking-out/mathematical calculating instruments	11.412	113.271	58.284	273.071
9017300000	Micrometers, callipers and gauges	40.293	176.686	698.010	2.810.377
9017800000	Other instruments micrometers/callipers&gauges	177.802	653.250	388.959	2.543.238
9017902000	Parts&acc.of app. for the project/drwof circ.patt.on sens.subs'tes for PCB	0	458	0	1.809
9017903000	Parts&acc.of photo plotters for themanufac. of PCB/PWBs	0	395	0	1.425
9017904000	Parts&acc.incl.PCA of plotters whetheri/o units of head 84.71/of head 90.17	3	1.167	93	2.937
9017909000	Parts and accessories of otherinstruments	595	5.291	67.886	302.110
9018110000	Electro-cardiographs	2.629	14.363	93.530	430.142
9018120000	Ultrasonic scanning apparatus	3.136	14.327	494.770	1.934.178
9018130000	Magnetic resonance imagingapparatus	11.715	20.538	848.323	1.579.929
9018140000	Scintigraphic apparatus	0	585	0	125.196
9018190000	Other electro-diagnostic apparatus	66.060	263.531	2.880.543	10.763.906
9018200000	Ultra-violet/infra-red ray apparatus	9.113	28.102	441.344	988.714
9018311000	Disposable syringes	91.037	589.259	712.086	4.116.925
9018319000	Other syringes, with/without needles	36.246	295.985	326.429	3.328.913
9018320000	Tubular metal needles and needles forsutures	56.089	333.632	563.289	2.824.479
9018391000	Oth. catheters	4.081	39.251	234.784	1.261.217
9018392000	Oth.tubular metal needles and needlesfor sutures	6.743	10.465	50.000	115.079
9018399000	Other instruments and appliances,used in dental science	160.131	1.462.161	2.295.305	11.919.681
9018410000	Dental drill eng.,whether/not comb.on a single bs with oth dental equip.	117	511	17.673	59.452
9018490000	Oth.dental drill eng.,whether/not comb.on a single bs with oth dental equip.	21.955	58.223	67.394	202.426
9018500000	Other opthalmicinstruments&appliances	864	7.624	104.385	549.819
9018902000	Intravenous administration set (adult)	6.689	27.458	66.802	627.921
9018903000	Electronic instruments and appliances	5.604	22.772	41.666	1.726.239
9018909000	Other instruments&appliances inmedical	361.631	1.889.590	4.867.216	23.392.596
9019101000	Electr. mechano-therapy appl.massageapparatus	35.752	232.351	596.765	3.203.789
9019109000	Oth. electr. mechano-therapy appl.massage app.	8.450	104.543	94.088	1.012.985
9019200000	Ozone therapy,oxygen therapy, aerosoltherapy, artificial respiration/other	8.521	59.825	52.432	781.339
9020000000	Oth breathing appl.&gas masks, excl.protec.masks having neith. mech'l part	2.270	183.460	81.775	3.887.725
9021100000	Orthopaedic/fracture appliances	7.069	73.918	46.656	357.153
9021210000	Artificial teeth	838	1.099	3.206	9.975
9021290000	Other artificial teeth	208	395	72	3.624
9021390000	Other artificial joints	146	1.255	14.104	65.328
9021400000	Hearing aids, excluding parts andaccessories	151	1.381	128.574	1.451.682
9021500000	Pacemakers for stimulating heartmuscles,excluding parts&accessories	0	48	0	55.610
9021900000	Oth appl.which are worn/carried/implanin the body,to comp'tate for a defect	8.528	56.480	8.362.356	37.463.150
9022120000	Computed tomography apparatus	6.723	33.921	322.008	1.310.930
9022130000	Oth. computed tomography apparatusfor dental use	0	6.071	0	174.538
9022140000	Oth. computed tomography apparatusfor medical, surgical/veterinary uses	4.138	47.379	210.148	1.739.709
9022191000	X-ray app for the physical inspectionof solder joints on PCB/PWB assemblies	65	9.340	21.139	291.610
9022199000	X-ray apparatus for other uses	2.895	57.244	91.460	1.911.425
9022210000	Alpha,beta/gamma radiations app formedic.surgical,dental/veterinary uses	3.674	38.679	33.585	1.092.469
9022290000	Alpha, beta/gamma radiationsapparatus for other uses	2.577	4.592	110.905	364.836
9022300000	X-ray tubes for medical, surgical,/veterinary uses	663	1.789	246.226	650.109
9022901000	Parts&acc.of x-ray app f the physicalinspec.of solder joints on PCAs	67	3.906	2.778	16.118
9022909000	Parts & accessories for other x-ray,alpha,beta/gamma radiations apparatus	13.430	31.027	197.389	982.884
9023000000	Instrum. app.&models,for demonstra'nalpurp.(exam. in education/exhibitions)	84.164	278.886	12.359.424	23.280.292
9024101000	Machines and appliances for testingmetals, electrically operated	8.438	30.370	93.579	488.008
9024109000	Machines and appliances for testingmetals, non-electrically operated	1.770	25.351	81.975	468.439
9024801000	Machines & appliances for testingother material, electrically operated	5.774	30.084	172.861	1.365.293
9024809000	Machines & appliances for testing othermaterial, non-electrically operated	1.783	50.252	12.335	1.678.945
9024901000	Parts&acc. for elec. operated machinesand appliances for testing materials	2.544	15.476	80.353	658.333
9024902000	Parts&acc.for non-elect'ly operatedmachines&appl. for testing materials	65	2.797	2.601	330.949
9025110000	Thermometers&pyrometers not combinedwith oth instruments, liquid filled	8.687	49.856	79.278	358.654
9025191000	Thermometers&pyrometers not combinedwith oth instruments, electrical	16.001	116.500	303.755	1.873.296
9025192000	Thermometers&pyrometers not combinedwith oth instruments, non electrical	6.486	22.225	344.984	698.512
9025801000	Temperature gauges for motor vehicles	5.180	12.508	81.557	166.002
9025802000	Oth. temperature gauges for motor vehic.electrical	7.520	49.160	1.004.737	2.057.772
9025803000	Oth. temperature gauges for motor vehic.non electrical	4.146	36.419	29.673	438.465
9025901000	Parts and accessories for electricallyoperated instruments	7.864	17.068	380.783	604.158
9025902000	Parts & accessories for non-electrically operated instruments	1.632	6.229	182.042	298.507
9026101000	Level gauges for motor vehicleselectrically operated	6.393	48.467	96.375	582.477
9026102000	Level gauges for motor vehicles notelectrically operated	10.202	79.346	103.599	560.309
9026103000	Oth measur/checking the flow/level ofliquids instrum.,elec.oprt	45.393	232.713	1.545.240	7.122.676
9026109000	Oth measur/checking the flow/level ofliquids instrum.,not elec.op	26.223	178.950	311.489	2.006.391
9026201000	Presure gauges for motor vehicles,electrically operated	2.579	38.854	56.477	1.151.025
9026202000	Presure gauges for motor vehicles,not electrically operated	10.641	36.831	103.017	359.699
9026203000	Other measuring/checking pressureinstruments, electrically operated	102.379	332.209	1.649.785	7.730.090

**I.3. IMPOR MENURUT KOMODITI / IMPORT BY HS COMMODITY**  
**\*\*\* JUNI / JUNE 2009 \*\*\***

H S	Uraian Komoditi Commodity Description	Berat Bersih / Net Weight (Kg)		Nilai / Value C.I.F (US\$)	
		Bulan ini Current Month	Kumulatif Cum.Jan. to date	Bulan ini Current Month	Kumulatif Cum.Jan. to date
9026204000	Other measuring/checking pressureinstruments, not electrically operated	28.022	99.658	476.803	1.720.416
9026801000	Oth instruments/app. for measuring, electrically operated	16.130	400.140	916.728	5.881.120
9026802000	Oth instruments/app. for measuring,not electrically operated	64.999	244.403	550.587	2.842.010
9026901000	Parts&acc. for electrically operatedinstruments and apparatus	31.343	136.117	1.252.332	5.978.084
9026902000	Parts&acc.for nn-electrically operatedinstruments and apparatus	5.289	96.833	210.756	3.548.469
9027101000	Gas/smoke analysis apparatus,electrically operated	3.596	21.946	514.618	2.603.551
9027102000	Gas/smoke analysis apparatusnot electrically operated	20.944	25.103	136.146	379.199
9027201000	Chromatographs&elektrophoresis instrum, electrically operated	1.550	18.903	175.859	614.103
9027202000	Chromatographs&elektrophoresis instrum, not electrically operated	501	5.624	45.648	360.913
9027301000	Spectrometers,sp.photometers&sp.graphsuse optic radiat,elect'ly operated	2.742	21.138	639.569	1.799.154
9027302000	Spectrometers,sp.photometers&sp.graphsuse optic radiat,nt-elect'ly operated	1.734	7.307	107.864	490.402
9027501000	Oth instrum.&app.using optic radiat'ns(uv, visible, ir), elect'ly operated	2.948	24.617	351.976	2.757.760
9027502000	Oth instrum.&app.using optic radiat'ns(uv,visible,ir),not-elect'ly operated	1.937	12.449	217.928	837.437
9027801000	Exposure meters	168	2.507	15.776	205.925
9027802000	Coagulometers	3.777	7.662	438.975	764.957
9027803000	Other instruments and apparatuselectrically operated	7.919	121.742	169.456	3.204.388
9027804000	Other instruments and apparatusnot electrically operated	5.741	67.864	642.250	1.770.308
9027901000	Parts&acc.includg PCA of h 90.27,othfor gas/smoke analysis app.&microtomes	2.783	21.850	147.675	552.961
9027909100	Parts&acc. of gas/smoke analysis app.and microtomes, electrically operated	1.745	9.923	188.069	493.258
9027909900	Parts&acc. of gas/smoke analysis app.&microtomes,not-electrically operated	11.540	102.282	667.405	2.163.364
9028101000	Gas meters of a kind mounted in gascontainers	253	34.014	11.769	134.280
9028109000	Other gas meters of kind mountedin gas containers	13.069	33.242	192.915	807.579
9028201000	Totalizing water meters	72.919	390.767	227.988	1.091.135
9028209000	Other liquid meters	15.104	77.943	88.944	1.151.186
9028301000	Kilowatt hour meters	34.290	183.103	808.226	5.400.597
9028309000	Other electricity meters	45.108	164.015	188.718	936.641
9028901000	Water meter housings/bodies	8.788	26.099	45.796	266.801
9028909000	Oth parts&accessories of gas, liquid/electricity supply/production meters	237.296	1.575.999	2.207.321	13.226.230
9029102000	Taximeters	271	1.179	844	4.777
9029109000	Mileometers, pedometers and the like	4.294	31.492	57.214	503.561
9029201000	Speedometer for motor vehicles	49.504	183.353	655.726	2.363.086
9029202000	Tachometers for motor vehicles	20.325	75.541	286.017	991.534
9029209000	Oth speed indicators&tachometers;stroboscopes	34.154	187.745	1.008.357	4.805.386
9029901000	Parts&acc.of goods of sub h 9029.10/of stroboscopes of subheading 9029.20	41.714	429.549	612.516	3.586.822
9029902000	Parts and accessories of goods ofsubheading 9029.20	77.097	427.746	2.169.441	11.705.835
9030100000	Instruments & apparatus for measuring/detecting ionising radiations	4.496	11.548	456.917	1.608.329
9030200000	Cathode-ray oscilloscopes &cathode-ray oscillographs	767	21.849	149.778	837.798
9030310000	Multimeters without a recording device	11.663	63.538	119.443	560.876
9030320000	Multimeters with a recording device	49	5.910	1.685	145.119
9030331000	Instruments and apparatus for measuring/check voltage without a rec. device	5.162	24.057	93.574	2.421.480
9030332000	Impedance-measuring instruments andapparatus designed to provide visual	560	2.579	43.375	97.714
9030333000	Ammeters and voltmeters for motorvehicles	2.690	11.946	18.717	102.861
9030339000	Oth instr&app for meas'g/check.voltagecurr.resist./power,w/o record. device	38.771	169.300	247.101	1.212.236
9030390000	Other heading 90.30with a recording device	7.990	58.284	259.028	2.258.024
9030400000	Other instruments and apparatus,designed for telecommunications	1.740	6.647	27.638	1.004.656
9030821000	Wafer probers	9	138	203	13.017
9030829000	Oth instrum.&app.for measuring/checking semiconductor wafers/devices	108	51.173	7.733	1.418.175
9030841000	Instruments & app., with a recordingfor measure, check electrical quantities	2.399	13.492	665.206	3.433.390
9030849000	Oth instru. and app., with a recordingfor measure, check electrical quantities	188	4.128	94.362	439.862
9030891000	Instru.&app.s.w/o recording device forgoods other than subheading 9030.39	70	944	11.170	42.080
9030899000	Other instruments & apparatus,without recording device	9.516	60.041	823.414	2.632.979
9030901000	Parts&accessories including PCA ofgoods of subhead 9030.40&9030.82	1.233	11.128	19.601	497.614
9030902000	Parts&acc. of instrum.&app for measure/check elect'al quantities on PCB&PCAs	82	3.956	34.612	637.137
9030903000	Parts&acc.of optical instrum.&appl.formeasuring/checking PCB/PWBs&PCAs	152	2.110	59.067	577.885
9030909000	Other parts&accessories of goods ofhead 90.30	37.698	120.380	7.768.234	13.096.210
9031101000	Machines for balancing mechanicalparts, electrically operated	42.076	169.387	549.838	2.292.959
9031102000	Machines for balancing mechanicalparts, not electrically operated	636	32.512	1.096	118.705
9031201000	Test benches, electrically operated	25.232	60.579	708.415	1.750.159
9031202000	Test benches,not electrically operated	1.759	13.076	22.867	118.941
9031410000	Oth optical instrum.&appl.for inspec.s.cond.wafers/devices/p.masks/reticles	10.048	11.987	133.094	300.653
9031491000	Optic' instrum&appl.for measur surfaceparticulate contamn. on s.cond. wafers	43	487	24.668	199.949
9031493000	Optical instrum.&appl. for measuring/checking PCB/PWBs&PCAs	0	429	0	49.287
9031499000	Other optical instruments andappliances for other purposes	6.848	43.572	476.719	1.895.834
9031801100	Cable test equipment, electricallyoperated	7.776	96.807	477.395	2.665.687
9031801900	Cable test equipment, not electricallyoperated	4.314	7.725	35.994	354.768
9031809200	Other instruments, appliances&machinesof head 90.31, electrically operated	99.337	357.020	2.756.703	11.624.865
9031809900	Other instruments, appl.&machines ofhead 90.31, not electrically operated	34.357	133.806	2.181.826	5.571.492
9031901100	Parts&acc.incl.PCA of optical instrum.&appl.for inspecting s.cond. wafers	2.329	23.747	47.923	554.354
9031901200	Parts&acc.of optical error verific.&repair app.for PCB/PWBs&PCAs	286	1.983	7.256	39.536
9031901300	Parts&acc.of optic. microscopes fittedw/equip.for hand&trans.of s.cond wafer	116	223	44.473	58.000
9031901900	Parts&accessories for otherelectrically operated equipment	10.827	58.309	2.249.870	3.841.097
9031902000	Parts&accessories for non-electricallyoperated equipment	6.921	23.626	182.192	582.686
9032101000	Thermostats, electrically operated	70.769	334.338	860.308	3.441.865

**I.3. IMPOR MENURUT KOMODITI / IMPORT BY HS COMMODITY**  
**\*\*\* JUNI / JUNE 2009 \*\*\***

HS	Uraian Komoditi Commodity Description	Berat Bersih / Net Weight (Kg)		Nilai / Value C.I.F (US\$)	
		Bulan ini Current Month	Kumulatif Cum.Jan. to date	Bulan ini Current Month	Kumulatif Cum.Jan. to date
9032102000	Thermostats, not electrically operated	7.464	36.652	62.974	275.450
9032201000	Manostats, electrically operated	194	4.987	10.739	176.948
9032202000	Manostats, not electrically operated	2.231	19.041	19.961	67.424
9032810000	Hydraulic/pneumatic regulating/ctrlinginstrumens and apparatus	120.670	329.141	710.219	1.896.574
9032891000	Instru.&app.fitt.with anautomatic dataprocess.mach. for controll the popul.	3.812	12.025	95.774	319.538
9032892000	Automatic instrum.&app.for controllingchem./electro-chem.solutions in PCA/PWE	82	840	10.921	62.323
9032893100	Automatic regulating voltage units(stabilizers)	105.357	566.478	207.831	1.404.782
9032893900	Oth automatic regulating/controllinginstrum.&app., electrically operated	49.542	293.779	1.418.713	5.869.387
9032899000	Oth automatic regulating/controllinginstrum.&app.not electrically operated	218.241	758.769	2.986.476	13.462.680
9032901000	Parts and accessories of goods ofsubheading 9032.89.10	0	375	0	154.381
9032902000	Parts and accessories of goods ofsubheading 9032.89.20	28	9.532	1.711	28.097
9032903000	Parts and accessories of other goods,electrically operated	8.956	64.865	151.153	1.170.817
9032909000	Parts and accessories of other goods,not electrically operated	24.453	149.724	806.558	3.575.924
9033001000	Parts&acc. for machines,appl.,instrum.of chapter 90 for elect'ly operated	20.284	130.681	482.834	3.774.616
9033002000	Parts&acc. for mach.appl.,instrum.ofchap. 90 for not electrically operated	43.136	233.641	292.686	2.099.844
9101110000	Elec'ly wrist-watches,whether/not withastopwatch fac'ty,wi mech.display only	0	5.379	0	635.944
9101190000	Elec'ly wrist-watches,whether/not withastopwatch facility,with oth display	2.103	11.528	15.719	715.084
9101210000	Other wrist-watches, whether/not withastop-watch fac'ty,w automatic winding	0	475	0	3.457
9101290000	Oth wrist-watches,whether/not withastop-watch fac'ty,w non auto. winding	1.303	1.356	41.129	71.138
9101990000	Other wrist-watches, not electricallyoperated	123	17.636	1.486	27.476
9102110000	Elec'ly wrist-watches oth head 91.01,wh'er/not w astop.w. fact,w/mech.dspl	8.867	26.933	75.526	832.037
9102120000	Elec'ly wrist-watches oth head 91.01,w/nw a s.watch fac'ty,w op-elec.dspl	1.488	3.512	70.758	125.875
9102190000	Elec.ly wrist-watches othh91.0,whether/not w/astopwatch fact,w/oth display	43.344	130.691	278.842	748.934
9102210000	Oth wrist-watches oth h91.01, whether/nt with a s.watch fac'ty,w/autom.wndg	1.573	111.180	14.741	443.583
9102290000	Oth wrist-watches oth h91.01, whether/nt w/a s.watch fac'ty,w/n.autom.wndg	73.929	188.335	527.070	938.984
9102911000	Stop-watches, electrically operated	0	2.015	0	5.451
9102919000	Other wrist-watches oth head 91.01,electrically operated	4.098	30.115	11.323	97.603
9102990000	Other wrist-watches oth head 91.02,electrically operated	64.663	314.344	195.669	1.258.370
9103100000	Clocks with watch movements, excludingclocks ofh91.04.,electrically operated	0	73	0	184
9103900000	Clocks with watch movements, excludingclocks ofh91.04.,not elec'ly operated	167	5.718	3.873	16.713
9104001000	Instrument panel clocks & clocks of asimilar type, for vehicles	3.203	16.645	186.117	1.012.008
9104002000	Instrument panel clocks & clocks of asimilar type, for aircraft	0	1	0	1.767
9104003000	Instrument panel clocks & clocks of asimilar type, for vessels	0	10	0	144
9105110000	Alarm clocks, electrically operated	2.162	38.366	5.048	223.802
9105190000	Alarm clocks,not electrically operated	17.646	119.184	35.518	286.303
9105210000	Wall clocks, electrically operated	2.697	38.820	13.007	115.084
9105290000	Wall clocks, not electrically operated	11.388	153.567	34.279	540.300
9105910090	Oth. Clocks, electrically operated	202	3.843	731	14.766
9105990010	Oth. marine and similar chronometers(oth. than clocks of heading 91.04)	0	26	0	379
9105990090	Oth. Clocks, not electrically operated	3	11.011	131	48.518
9106100000	Time-registers; time-recorders	6.330	51.820	63.816	264.187
9106900000	Oth time record.&intervals of time appw/clock/watch move./with synchron.mtr	12.623	91.163	148.064	719.624
9107000000	Time switches with clock/watchmovement/with synchronous motor.	13.738	65.996	203.592	753.523
9108110000	Watch move., comp.&assem. with mech.display only, electrically operated	0	126	0	173
9108190000	Other watch movements, complete &assembled, electrically operated	8.956	17.978	543.674	1.111.528
9108200000	Watch move., comp.&assem. with mech.-with automatic winding	0	22	0	2.455
9108900000	Other watch movements, complete &assembled, not electrically operated	0	11	0	760
9109110000	Clock movements of alarm clocks,compl.and assembled, electrically operated	0	840	0	3.422
9109190000	Clock movements of oth clocks, compl.&assembled, electrically operated	4.392	24.758	7.110	82.959
9109900000	Clock movements, complete andassembled, not electrically operated	151	18.250	1.777	51.175
9110110000	Complete movements, unassem./partyassem.(movement sets) of watches	5.533	31.112	63.529	225.208
9110190000	Rough movements of watches	0	2.571	0	893
9110900000	Oth. compl/incomplete movements,unassem.or assembled (movement sets) of c	513	13.077	986	62.746
9111200000	Watch cases of base metal, whetheror not gold/silver-plated	5.328	14.476	19.803	49.314
9111800000	Other watch cases	1.171	15.529	27.794	115.569
9111900000	Parts of watch cases	1.148	5.553	2.982	12.749
9112200000	Clock cases and cases of a similartype for other goods of this chapter	5.532	6.240	16.579	19.148
9112900000	Part of clock cases&cases of a similartype for other goods of this chapter	1.193	1.919	4.998	8.681
9113100000	Watchstraps,watch band&watch braceletsof precious mtl/of mtl clad w/prec.mtl	10	11	12.905	14.261
9113200000	Watchstraps,watch bands& bracelets,of base metal,wheth/not gold/s plated	1.077	5.787	5.868	22.884
9113900000	Other watchstraps, watch bands &watch bracelets	7.125	48.877	35.284	237.461
9114100000	Springs, including hair-springs ofclock/watch	50	983	236	1.741
9114200000	Jewels of clock/watch	0	16	0	67
9114300000	Dials of clock/watch	881	3.285	3.375	11.799
9114400000	Plates and bridges of clock/watch	3	6.395	5	10.382
9114900000	Other parts of clock/watch	17.312	74.451	61.474	268.514
9201100000	Upright pianos	35.343	146.020	84.959	696.315
9201200000	Grand pianos	13.004	45.655	93.628	337.097
9201900000	Oth pianos,including automatic pianos;harpsichords&oth keybrd string.instr.	11.121	125.325	18.082	270.209
9202100000	String musical instruments playedw/a bow	2.100	22.481	4.444	159.779
9202900000	Other string musical instrumentsplayed	26.731	124.249	230.954	886.795
9205100000	Brass-wind instruments	0	13.934	0	116.310
9205901000	Keyboard pipe organ; harmonium & similarkeyboard instrum with free metal reed	3.689	29.368	4.142	395.600



**I.3. IMPOR MENURUT KOMODITI / IMPORT BY HS COMMODITY**  
**\*\*\* JUNI / JUNE 2009 \*\*\***

H S	Uraian Komoditi Commodity Description	Berat Bersih / Net Weight (Kg)		Nilai / Value C.I.F (US\$)	
		Bulan ini Current Month	Kumulatif Cum.Jan. to date	Bulan ini Current Month	Kumulatif Cum.Jan. to date
9205909000	Oth. keyboard pipe organs, harmoniumswith free metal reeds	22.601	131.402	52.950	885.116
9206000000	Percussion musical instruments(forex, drm.xylophones,cymbals,castanets)	54.035	263.152	188.731	1.127.376
9207100000	Keyboard instruments, other thanaccordions	13.550	136.031	114.645	1.277.699
9207900000	Oth musical instruments,the sound isproduc/must be amplified,electrically	38.656	90.221	106.672	447.681
9208100000	Musical boxes	1.211	18.767	12.866	154.086
9208901000	Decoy calls, call horns &other mouthblown sound signalling instruments	509	2.011	498	6.257
9208909000	Oth musical instruments not fallingwithin any oth heading of this chapter	404	11.920	8.095	155.619
9209300000	Musical instrument strings	19.133	100.586	197.127	1.345.169
9209911000	Strung backs, keyboards and metalframes for upright pianos	71.181	572.830	327.772	3.999.718
9209919000	Other parts and accessories for pianos	201.202	1.514.885	1.894.581	10.912.935
9209920000	Parts & accessories for the musicalinstruments of heading 92.02	72.697	459.836	641.714	4.394.088
9209940000	Parts & accessories for the musicalinstruments of heading 92.07	61.648	353.834	739.244	5.170.994
9209990000	Parts & accessories for other musicalinstruments	62.562	427.996	1.916.284	14.891.315
9301110000	Artillery weapons (for example, guns,howitzers & mortars), self-propelled	0	1.382	0	34.645
9301190000	Artillery weapons(for ex.guns,howitzer& mortars), not self-propelled	1.314	4.327	471.562	2.184.589
9301200000	Rocket launcers;flame-throwers;grenadelauncers; torpedo tub&sim. projectors	2	17	35	236
9301900000	Oth military weapons,o than revolvers,pistols & the arms of heading 93.07	0	3.896	0	3.642.062
9302000000	Revolvers and pistols, otherthan those of heading 93.03/93.04.	1.871	2.903	12.901	138.855
9303100000	Muzzle-loading firearms	0	139	0	332
9303209000	Oth sporting/target-shooting shotguns,including combination shotgun-rifles	1	1	49	49
9303309000	Oth sporting/target-shooting rifles	0	70	0	3.922
9303900000	Oth firearms&sim. device which operateby the firing of an explosive charge	0	230	0	20.209
9304009000	Oth arms (for example,spring, air/gasguns&pistols),excl.those of head 93.07	1.277	1.953	8.331	17.473
9305100000	Parts and accessories of revolvers/pistols	0	45	0	104.356
9305219000	Shotgun barrels of other shotguns	0	314	0	6.278
9305299000	Other parts and accessories of othershotguns	0	26	0	508
9305910000	Parts and accessories of militaryweapons of heading 93.01	0	28	0	20.045
9305999000	Parts and accessories of other arms	10	164	3.907	7.044
9306210000	Cartridges for shotgun and air gun	50	9.926	853	38.845
9306290000	Parts of cartridges, gun pellets	0	3.773	0	25.451
9306302000	Cartridges for riveting/similar toolsof captive-bolt humane killers and	252	593	10.920	26.731
9306309000	Other cartridges and parts thereof usefor other arms	0	2.356	0	117.150
9306900000	Other cartridges, missiles and similarammunitions of war & parts thereof	0	15.403	0	105.981
9307000000	Swords,cutlasses,bayonets,lances&similar arms&parts thereof &scabbards	0	64	0	26
9401100000	Seats of a kind used for aircraft,convertible into beds	1.464	10.131	1.068	149.614
9401200000	Seats of a kind used for motorvehicles, converti-ble into beds	13.488	53.244	87.079	506.112
9401300000	Swivel seats with variable heightadjustment	274.358	1.019.469	734.347	2.784.285
9401400000	Seats other than garden seats/camping	37.043	251.491	80.746	612.953
9401510010	Seats of rattan	72	7.979	66	26.307
9401510090	Other seats of rattan	0	33.247	0	130.781
9401590000	Other seats of bamboo/rattan	0	2.401	0	3.638
9401610000	Upholstered	64.048	475.801	159.864	1.437.275
9401690000	Other upsholstered	83.370	390.240	358.206	1.191.473
9401710000	Other seats, with metal frames,upholstered	304.090	1.262.564	783.954	3.312.944
9401790000	Other seats, with metal frames, notupholstered	330.328	1.152.306	656.568	2.106.287
9401801000	Baby walkers	18.115	51.479	41.808	162.516
9401809000	Other seats	131.721	504.306	174.039	919.476
9401901010	Parts of aircraft seats of plastics	0	11.359	0	184.794
9401901090	Oth parts of aircraft seats of plastics	958	1.655	10.810	21.244
9401902000	Parts of baby walkers	4.710	4.767	6.284	6.857
9401909100	Parts of seats of goods of subheading9401.20.00/9401.30.00	167.697	757.021	1.116.786	4.704.285
9401909910	Oth.of goods of subheading of plastic9401.20/9401.30	66.348	138.689	181.661	358.421
9401909990	Oth.of goods of subheading9401.20/9401.30	453.194	1.738.971	3.136.304	9.920.075
9402101000	Dentists' chairs	38.982	178.422	460.031	1.443.389
9402103000	Barbers' and hairdressers' chairs andparts	35.125	121.040	99.710	316.008
9402109000	Other dentists, hairdressers & barberschairs and part thereof	8.668	54.103	32.735	99.436
9402901000	Furntr.designed for medical,surgical/veterinary surg.purp.&parts thereof	49.309	147.404	171.909	704.520
9402909000	Oth. furntr.design for medical,surgical/veterinary surg.purp.&parts thereof	98.013	265.639	300.917	1.375.647
9403100000	Mtl furniture of a kind used in office	91.957	489.605	176.981	918.602
9403200000	Other metal furniture	461.957	2.608.932	733.554	4.108.286
9403300000	Wooden furniture of a kind usedin offices	284.358	1.232.822	350.841	1.705.424
9403400000	Wooden furniture of a kind usedin the kitchen	85.889	367.284	72.187	380.143
9403500000	Wooden furniture of a kind usedin the bedroom	809.040	3.283.623	1.106.675	4.960.223
9403600000	Other wooden furniture	476.647	2.353.749	789.763	3.657.839
9403700000	Furniture of plastics	39.518	681.802	94.103	700.135
9403810010	Bedroom, dining room/living room sets ofrattan	0	2.821	0	4.240
9403810020	Bedroom, dining room/living room sets ofother materials	70.598	154.193	99.600	160.323
9403810090	Other furniture of bamboo or rattan	0	35.971	0	129.584
9403890010	Bedroom, dining room/living roomsets of other materials	43.590	152.041	42.975	192.894
9403890020	Oth furniture of a kind used in parks,garden/vestibules	26.161	54.560	18.170	55.630
9403890030	Fume cupboards for use in medical lab.of cane,osier,bamboo/similar materials	0	26.421	0	62.660
9403890090	Other furniture	179.061	726.716	187.333	1.182.116
9403900000	Parts of other furniture	393.367	1.739.036	630.411	2.615.383

**I.3. IMPOR MENURUT KOMODITI / IMPORT BY HS COMMODITY**  
**\*\*\* JUNI / JUNE 2009 \*\*\***

H S	Uraian Komoditi Commodity Description	Berat Bersih / Net Weight (Kg)		Nilai / Value C.I.F (US\$)	
		Bulan ini Current Month	Kumulatif Cum.Jan. to date	Bulan ini Current Month	Kumulatif Cum.Jan. to date
940410000	Mattress supports	309	15.206	361	48.106
940421000	Mattresses of cell. rubber/plastics,whether/not covered	32.380	70.741	31.704	201.807
9404291000	Mattress springs of other materials	13.506	58.574	59.597	200.984
9404292000	Mattress of hyperthermia/hyphothermiatype of other materials	0	1	0	5.900
9404299000	Other mattress of other materials	55.393	642.745	48.879	411.049
9404300000	Sleeping bags	4.463	8.565	17.481	39.410
9404901000	Quilts, bedspreads and mattressprotectors	3.979	27.810	16.321	215.969
9404909000	Other articles of bedding and similarfurnishing	27.897	128.643	83.810	535.952
9405102000	Surgical lamps of ceiling/walllighting fittings	296	3.715	3.268	28.911
9405103000	Spotlights of ceiling/wall lightingfittings	41.034	194.152	194.624	953.153
9405109000	Oth chandeliers&oth elec ceiling/walllight.fittng,exc.of apublic spac.light	375.329	2.086.491	1.552.271	8.590.587
9405201000	Pilot lamp assemblies for electrodomestic appliances of heading 85.16	0	151	0	10.381
9405209010	Elect. table of spotlights	6.042	45.482	15.142	101.859
9405209090	Oth. elect. table, desk	196.252	771.201	804.902	2.602.041
9405300000	Lighting sets of a kind used forchristmas trees	9.755	39.090	12.434	82.676
9405401000	Surgical lamps, incl. operat lights;pilot lamp assem for elec.-thermic dom	0	1.564	0	106.629
9405402000	Searchlights	160	894	499	5.598
9405404000	Oth. electr. lamps of spotlights	35.062	113.518	153.352	476.860
9405405000	Street lamps/lanterns	47.699	124.351	240.829	595.789
9405406000	Other exterior lighting, other thanstreet lamps/lanterns	2.656	42.953	36.145	500.163
9405407000	Non-flashing aerodrome beacons;lampsfor railwayloc.aircraft,ships ofbs mtl	2.184	17.970	28.143	47.815
9405408000	Pilot lamp assemblies for electrodomestic appliances of heading 85.16	21	336	35	5.080
9405409010	Fibreoptic operation headlights	334	2.581	26.880	82.963
9405409090	Oth electric lamps,including oth eleclamps&lighting fittings of wood	87.023	319.747	283.332	1.999.282
9405501100	Non elect. lamps&lighting fittings -of brass, for religius rites	0	314	0	2.358
9405501900	Oth. non elect. lamps&lighting fittings	3	172	12	79
9405504010	Hurricane lamps of base metal	155.250	233.529	137.321	221.310
9405504090	Other hurricane lamps	11.733	50.227	11.124	44.876
9405509011	Oil lamps of brass, used for relig.rites	819	2.292	5.985	17.777
9405509012	Oil lamps of other base metal,or of wood	1.121	1.881	5.101	7.973
9405509020	Miners lamps and quarrymens lamps	54	792	3.313	15.965
9405509090	Other miners lamps & quarrymenlamps	357	4.653	7.013	68.187
9405601000	Property protection warning signs,street name plates,road&traffic signs	23	32.543	2.512	127.578
9405609010	Property protection warning signs,of stone/ceramic	39	369	4.920	6.518
9405609090	Other property protection warningsigns	24.055	86.863	84.121	558.909
9405911000	Parts of glass for surgical lamps	0	1.528	0	8.374
9405912000	Parts of glass for spotlights	0	7.265	0	55.322
9405914000	Glass globes and chimneys for otherlamps	0	12.090	0	15.425
9405919000	Parts of glass of other lamps	74.722	326.901	176.430	681.902
9405921000	Parts of plastics for surgical lamps	0	62	0	57
9405922000	Parts of plastics for spotlights	1	1.921	28	10.007
9405929000	Parts of plastics for other lamps	268.737	972.808	550.961	1.727.176
9405991000	Lampshades of textile materials	2.962	8.006	10.726	24.868
9405999010	Frames for miners/quarrymenlamps	0	2.060	0	75.926
9405999090	Other, for the miners lamps, surgical	103.939	425.911	220.794	1.116.023
9406001000	Greenhouses fitted with mechanical/thermal equipment	436	436	1.291	1.291
9406009200	Other prefabricated buildings of wood	2.915	9.322	12.025	90.390
9406009400	Other prefabricated buildingsof iron/steel	147.073	2.034.557	697.964	7.958.621
9406009900	Other prefabricated buildings of othermaterials	498.047	1.198.393	1.699.457	7.126.869
9503001000	Tricycles, scooters, pedal cars andsimilar wheeled toys; dolls carriages	150.108	507.007	354.659	1.323.525
9503002100	Dolls, whether/not dressed	32.460	401.559	210.882	1.549.918
9503002200	Garments and garments accessories;footwear and headgear	2.100	6.774	41.425	158.283
9503002900	Other garments and garm. accessories;footwear and headgear	84.965	171.342	197.976	2.382.291
9503003000	Electric trains, includ tracks, signalsand other accessories therefor	20.320	37.787	97.672	184.700
9503004100	Model aircraft assembly kits	1.396	11.958	16.914	100.646
9503004900	Other model aircraft assembly kits	220.535	947.940	1.441.838	4.182.141
9503005000	Other construction sets&constructionaltoys, of materials other than plastics	7	40.367	207	629.466
9503006000	Stuffed toys representing animals/non-human creatures, puzzles	3.154	26.966	18.345	157.509
9503007100	Toys of jigsaw/picture puzzles	2.791	16.388	5.500	50.761
9503007900	Other toys of jigsaw/picture puzzles	80.321	230.476	298.655	1.271.847
9503009100	Numerical, alphabetical/animalblock/cut-outs; word builder sets;	16.525	43.736	71.677	156.887
9503009200	Skipping ropes	197	6.276	1.847	30.931
9503009300	Marbles	208.536	2.147.972	59.395	382.615
9503009900	Other of goods of sub heading95.03.00.9	1.387.469	4.880.984	3.579.524	13.413.063
9504100000	Video games of a kind used with atelevision receiver	136.428	543.953	427.473	1.639.945
9504202000	Tables for billiards of all kinds	5.377	63.066	4.740	27.655
9504209000	Other articles and accessories forbilliards	24.004	96.546	12.634	58.150
9504300000	Oth games, operated by coins, banknotesbank cards, tokens/by other means	45.248	345.838	222.814	1.154.527
9504400000	Playing cards	57.316	362.005	48.576	348.796
9504901000	Bowling requisites of all kind	1.150	7.450	3.223	48.830
9504902000	Darts and parts and accesories of darts	0	274	0	1.294
9504903900	Other tables designed for use withcasino games	3.021	6.953	3.282	7.387
9504909100	Tables designed for games	0	4.457	0	8.434

**I.3. IMPOR MENURUT KOMODITI / IMPORT BY HS COMMODITY**  
**\*\*\* JUNI / JUNE 2009 \*\*\***

H S	Uraian Komoditi Commodity Description	Berat Bersih / Net Weight (Kg)		Nilai / Value C.I.F (US\$)	
		Bulan ini Current Month	Kumulatif Cum.Jan. to date	Bulan ini Current Month	Kumulatif Cum.Jan. to date
9504909900	Other tables designed for games	19.338	71.855	71.696	243.280
9505100000	Articles for christmas festivities	58.465	127.148	169.613	427.329
9505900000	Festive,carnival/oth entertn.articlesincl conjuring tricks & novelty jokes	37.797	145.851	73.467	493.388
9506110000	Skis of snow-skis	0	152	0	2.110
9506120000	Ski-fastenings (ski-bindings)	0	18	0	252
9506190000	Other snow-ski equipment	12.018	101.784	11.467	181.250
9506210000	Sailboards	363	788	1.050	16.560
9506290000	Other water-skis, surf-boards,sailboards& oth water-sport equipment	9.087	39.182	39.654	158.108
9506310000	Clubs for golf, complete	9.398	61.788	86.106	441.848
9506320000	Balls for golf	11.107	51.922	94.807	195.264
9506390000	Other golf equipment	11.000	27.866	38.840	131.738
9506401000	Tables tennis	24.245	72.080	46.550	126.412
9506409000	Oth articles & equip for table-tennis	20.328	99.954	39.463	197.432
9506510000	Art. & equip. for lawn tennis racketswhether/not strung	16.140	45.250	74.746	536.653
9506590000	Oth. art.&equip. for lawn tennis rackets	60.825	238.994	174.582	692.290
9506610000	Lawn-tennis balls	2.176	8.220	6.253	20.673
9506620000	Inflatable balls	63.737	178.339	227.754	825.975
9506690000	Other balls, other than golf balls &table-tennis balls	7.694	44.044	30.322	158.098
9506700000	Ice skates and roller skates, incl.skating boots with skates attached	640	34.408	1.300	114.718
9506910000	Artic.&equip. for general physicsexercise, gymnastics/athletics	604.595	2.051.522	1.705.006	5.257.739
9506992000	Bows and arrows for archery;crossbows	0	20	0	5.013
9506993000	Nets, cricket pads, shinguards andsimilar articles	6.781	36.644	8.262	102.965
9506995010	Shuttlecocks	4.150	21.886	4.090	66.274
9506995090	Other articles and equipment for sportbut badminton	7.241	84.743	26.797	281.111
9506999000	Oth articles&equipment for oth sports;swimming pools&padding pools	15.747	60.129	52.042	188.513
9507100000	Fishing rods	57.060	397.865	453.329	1.480.275
9507200000	Fish-hooks, whether/not snelled	37.762	204.223	181.567	511.774
9507300000	Fishing reels	23.998	152.597	55.959	312.782
9507900000	Other fishing rods, hooks,/reels	17.556	92.316	91.048	1.435.483
9508100000	Travelling circuses and travellingmenageries	0	33	0	300
9508900000	Roundabouts,swings,shooting galleries&oth fairgrnd amus.; trave. theatres	26.578	347.865	478.469	2.083.737
9601100000	Worked ivory and articles of ivory	0	3.900	0	67.319
9601901000	Worked mother-of pearl/tortoise-shell & articles of the foregoing	218	27.826	186	50.987
9601909000	Other worked mother-of pearl/tortoise-shell & articles of the foregoing	1.409	26.975	26.029	228.496
9602001000	Gelatin capsules for pharmaceuticalproducts	895	65.144	36.577	957.296
9602002000	Cigar/cigarette cases, tobacco jars andhousehold ornamental articles	5.364	6.934	41.697	46.566
9602009000	Oth worked veget/minrl carving matrl&artic.ofthese matrls;ofwax,stearin,gum	3.828	9.738	11.421	40.634
9603101000	Brushes consisting of twigs/othersvegetable material bound together	41.670	214.848	64.275	426.059
9603102000	Brooms consisting of twigs/othersvegetable material bound together	73.253	213.614	92.824	282.192
9603210000	Tooth brushes, including dental-platebrushes	118.505	690.229	1.098.501	5.993.951
9603290000	Shaving brushes,hair brush,nail brush,eyelash o. toilet brush for use on men	67.603	324.614	155.704	891.354
9603300000	Artists' brushes, writing brush&similarbrushes for the applic.of cosmetics	9.828	92.217	138.287	693.520
9603400000	Paint,d istemper, varnish/similarbrushes ; paint pads and rollers	264.839	1.418.323	319.708	1.708.511
9603500000	Other brushes constituting parts ofmachines, appliances/vehicles	36.814	155.247	204.026	831.420
9603901000	Prepared knots and tufts forbroom/brush making	333	26.264	7.476	51.807
9603902000	Hand-operated mechanical floorweepers, not motorised	44.184	108.387	73.540	265.302
9603904000	Other brushes	114.161	601.841	146.331	647.007
9603909200	Parts for goods of subheading 9603.90.20	1.646	5.658	10.617	26.989
9603909900	Parts for goods of oth than subheading9603.90.10	88.426	362.727	240.938	1.049.964
9604001000	Hand sieves and hand riddles of metal	4.047	13.411	8.063	50.178
9604009000	Hand sieves and hand riddles of othmaterial	2.536	5.705	4.115	28.370
9605001000	Travel sets for personal toilet	19.580	43.379	99.892	208.911
9605009000	Travel sets for sewing/shoe/clothes cleaning	11.127	53.149	17.539	253.997
9606100000	Press-fasteners, snap-fasteners andpress-studs and parts therefor	44.091	250.234	496.225	3.473.124
9606210000	Buttons of plastics, not covered withtextile	101.891	579.473	1.313.981	8.397.658
9606220000	Buttons of base metal, not coveredwith textil	74.439	327.084	1.056.338	5.098.663
9606290000	Buttons of other material	86.994	435.589	652.514	4.634.658
9606300000	Button moulds&other parts of buttons;button blanks	11.903	52.528	103.461	726.934
9607110000	Slide fasteners fitted with chainscoops of base metal	87.454	394.955	1.059.419	5.327.875
9607190000	Other slide fasteners	242.021	1.173.858	2.272.773	11.074.138
9607200000	Parts of slide fasteners	297.205	1.391.593	1.576.527	6.320.495
9608101000	Ball point pens of plastics	75.479	298.760	244.527	657.935
9608109000	Oth. ball point pens of plastics	99.579	583.160	394.956	2.022.790
9608200000	Felt tipped & other porous-tipped pens& markers	89.486	413.982	309.012	1.346.507
9608310000	Indian ink drawing pens	255	319	2.704	5.112
9608391000	Fountain pens	4.163	63.017	11.082	283.779
9608399000	Oth. indian ink drawing pens	13.861	81.519	31.407	186.894
9608400000	Propelling/sliding pencils	4.611	44.374	17.490	256.674
9608500000	Sets of articles from two/more of theforegoing subheadings	45.068	107.613	148.597	319.653
9608601000	Refills for ball point pens of plasticscomprising the ball point&ink reservoir	727	21.118	21.973	128.248
9608609000	Oth. refills for ball point pens of plstcomprising the ball point&ink reservoir	14.541	64.739	251.958	1.056.427
9608919000	Pen nibs and nib points of othmaterial	13.060	102.367	624.519	3.402.373
9608991000	Duplicating stylos	2	13.689	6	14.472

**I.3. IMPOR MENURUT KOMODITI / IMPORT BY HS COMMODITY**  
**\*\*\* JUNI / JUNE 2009 \*\*\***

H S	Uraian Komoditi Commodity Description	Berat Bersih / Net Weight (Kg)		Nilai / Value C.I.F (US\$)	
		Bulan ini Current Month	Kumulatif Cum.Jan. to date	Bulan ini Current Month	Kumulatif Cum.Jan. to date
960899000	Penholders,pencil-holders&similarholder parts of the foregoing articles	65.010	313.572	542.973	3.268.335
9609101000	Black pencils	112.704	723.754	193.888	1.575.104
9609109000	Crayons & other pencils with leadsencased in a rigid sheath	41.242	371.860	92.665	578.704
9609200000	Pencil leads, black/colored	36.666	260.036	166.695	2.056.465
9609901000	Slate pencils for school slates	42	6.503	118	14.010
9609903000	Pencils & crayons other than those ofsubheading 9609.10.00	2.543	60.164	6.704	114.434
9609909000	Pastels, drawing charcoals, tailors'chalks	58.505	408.828	138.588	944.163
9610001000	School slates	7.024	50.520	6.335	43.057
9610009000	Oth slates&boards,with writing/drawingsurf es,whethr/not framed for o.school	9.000	44.149	22.495	176.780
9611000000	Date, seal/numbering stamps &the like hands operate	10.251	70.876	47.274	345.546
9612101000	Ribbons of textile fabric	19.735	100.757	203.838	796.358
9612109000	Ribbons of other materials	63.223	321.847	758.143	3.217.496
9612200000	Ink-pads	1.796	39.658	6.329	467.802
9613101000	Pocket lighters, gas fuelled,non-refillable of plastics	438.855	1.714.313	708.900	2.393.007
9613109000	Oth. pocket lighters, gas fuelled,non-refillable	144.834	1.085.242	201.497	1.462.361
9613201000	Pocket lighters, gas fuelled,refillable of plastics	234.036	1.118.998	355.896	1.305.976
9613209000	Oth. pocket lighters, gas fuelled,refillable	92.848	216.709	235.694	506.852
9613801000	Piezo-elect lighters for stoves&ranges	46.957	98.256	26.692	89.663
9613802000	Cigarette lighters/table lighter ofplastics	0	93	0	153
9613803000	Cigarette lighters/table lighters, oththan of plastics	2.989	69.009	60.820	385.855
9613809000	Other lighters	86.405	264.115	197.034	746.888
9613901000	Parts of refilled cartridge/other receptacles	0	22.623	0	46.979
9613909000	Other parts of lightersother than flints and wicks	55.703	287.709	545.789	2.416.977
9614009000	Oth smoking pipes, cigar.cigaetterholders and parts thereof	888	8.301	6.522	45.174
9615111000	Hair slides and the likeof hard rubbers/plastics	76.606	299.419	185.161	614.299
9615119000	Combs of hard rubbers/plastics	210.993	789.371	424.802	1.357.161
9615191000	Hair slides and the like of materialother than hard rubbers/plastics	11.326	37.037	58.891	122.148
9615199000	Combs of material other than hardrubbers/plastics	85.163	472.045	120.767	636.617
9615901100	Decorative hair pins of aluminium	13	1.379	257	10.624
9615901200	Decorative hair pins of iron/steel	47	1.912	610	22.750
9615901900	Oth. decorative hair pins	20.683	47.590	43.947	91.224
9615902000	Parts of decorative hair pins	2.771	6.612	4.457	8.710
9615909100	Parts decorative hair pins of aluminium	9.561	25.628	37.882	74.343
9615909200	Parts decorative hair pins of iron/steel	463	3.856	937	5.505
9615909900	Oth. parts of decorative hair pins	815	18.283	1.311	42.797
9616101000	Sprays of scent and similar toiletsprays	84.775	502.759	750.821	4.013.790
9616102000	Mounts and heads of the sprays	66.740	284.110	204.819	1.235.121
9616200000	Powder-puffs&pads for the applicationof cosmetics/toilet preparations	9.428	92.717	164.506	1.077.487
9617001000	Vacuum flasks and other vacuumvessels	123.753	527.936	245.498	1.047.267
9617002000	Parts of vacuum flasks & oth vacuumvessels other than glass inners	10.847	13.882	58.061	82.250
9618000000	Tailor' dummies & oth lay figs:auto-&oth displ.used for shop window dressing	10.187	49.534	70.759	385.650
9701100000	Paintings, drawings and pastels	14.830	52.979	42.437	181.480
9701901000	Colleges & similar decorative plaquesof cut flower bud,foli/oth part of plant	1.386	7.610	1.280	13.638
9701902000	Colleges & similar decorative plaquesof natural corks	0	30	0	482
9701909000	Colleges & similar decorative plaquesother than of natural cork	4.496	33.179	20.044	838.068
9702000000	Original engravings, prints andlithographs	325	37.204	300	13.147
9703000000	Original sculptures and statuary, inany material	1.928	188.428	8.799	109.547
9705000090	Collection and collectors pieces ofoth than zoologic/archaeologic interest	0	20.037	0	30.864
9706000000	Antiques of an age exceeding onehundred years	13	75	860	3.011
9801101000	Sedan of head 8703 with cylinder cap <1500 cc, incompletely knocked down	54.062	165.315	445.084	2.823.442
9801102000	Oth vhcl of head 8703 with (4x2) systemincompletely knocked down, for person	2.931.060	10.446.917	27.728.354	106.747.000
9801201000	Vhcls of head 8704 with gross weight<=5 ton, incompletely knocked down	542.739	1.615.632	5.228.697	17.024.543
9801202000	Vhcls of head 8704 with 5 ton < grossweight <= 24 ton, incmpltly knocked down	3.533.291	15.673.370	31.116.179	120.699.522
9801203000	Vhcls of head 8704 with gross weight>24 ton,incmpltly knocked down,for good	1.763.116	14.007.877	9.626.133	52.706.151
9801302000	Vhcls of head 8702 with 5 tons < grosweight <= 24 ton, incmpltly knocked down	282.132	2.294.318	1.470.191	8.596.803
9801303000	Vhcls of head 8702 with gross weight> 24 tons, incompletely knocked down	36	2.686	13.895	37.134
9802100000	Rotary internal/spark-ignition combustcomprsn-ignition pist engine, of inckd	3.753	175.887	39.132	1.516.449
9802200000	Gear boxes, of incomplete knocked downvehicles	19.245	1.257.905	62.637	20.865.284
9802300000	Drive-axles, of incomplete knocked downvehicles	398.487	2.852.428	1.713.456	12.864.506
<b>TOTAL IMPORT</b>		<b>8.208.625.834</b>	<b>40.322.307.122</b>	<b>7.935.474.878</b>	<b>41.377.265.168</b>

I.4. IMPOR MENURUT NEGARA ASAL / IMPORT BY COUNTRY OF ORIGIN

\*\*\* JUNI / JUNE 2009 \*\*\*

Country Code	Negara Asal Country of origin	Berat bersih / Net weight (Kg)		Nilai / Value C.I.F ( U S \$ )	
		Bulan ini Current month	Kumulatif Cum. Jan. to date	Bulan ini Current month	Kumulatif Cum. Jan. to date
111	JP Japan	200.189.969	1.111.635.583	835.195.247	4.336.818.043
112	HK Hong Kong	15.332.706	90.231.258	131.999.004	780.747.688
113	KP Korea, Democratic People's Republic	226.576	5.546.103	207.507	4.575.328
114	KR Korea, Republic Of	348.236.522	1.748.941.316	434.179.281	2.187.519.563
115	TW Taiwan	83.553.143	463.591.257	166.836.225	937.708.138
116	CN China	569.437.218	3.421.321.770	1.053.466.163	6.007.043.362
117	MN Mongolia	81	500.108	2.449	245.458
118	MO Macau	48.964	454.337	235.671	1.771.125
120	PG Papua New Guinea	3.026.627	22.116.205	4.234.731	31.510.442
121	TH Thailand	415.853.276	1.782.416.559	396.274.576	1.931.967.965
122	SG Singapore	1.064.578.672	6.538.980.286	1.185.735.384	6.359.183.500
123	PH Philippines	27.302.695	112.095.412	43.297.274	202.446.786
124	MY Malaysia	810.160.485	3.722.720.672	504.266.174	2.197.802.256
125	MM Myanmar (form. Burma)	6.181.777	42.017.724	3.263.319	24.605.182
126	KH Cambodia	11.401	3.480.899	176.144	1.746.768
127	BN Brunei Darussalam	91.352.245	766.987.029	39.704.455	286.860.829
128	LA Lao People's Democratic Republic	96.165	200.206	81.300	309.877
129	NP Nepal	0	64	0	1.953
130	BT Bhutan	438	3.140	35.837	137.236
131	VN Viet Nam	23.826.216	373.140.662	37.433.600	276.724.653
133	IN India	231.340.789	1.144.792.418	196.122.560	989.443.627
134	PK Pakistan	11.906.088	20.075.982	11.657.967	29.749.268
135	BD Bangladesh	2.849.670	10.116.457	2.235.237	10.664.938
136	LK Sri Lanka	19.551.981	57.862.898	7.851.524	32.586.202
137	AF Afghanistan	0	19.503	0	28.337
138	ID Indonesia	682.796	2.448.639	1.911.946	9.285.184
141	IQ Iraq	1.046.640	1.046.640	400.820	400.820
142	IR Iran (islamic Republic Of)	72.211.563	325.696.126	41.017.526	175.003.146
143	SA Saudi Arabia	516.791.318	2.770.395.446	252.382.838	1.207.537.374
144	IL Israel	27.456	140.530	1.385.992	5.943.593
145	KW Kuwait	96.675.633	983.044.789	49.701.146	430.768.622
146	JO Jordan	95.254.350	327.622.619	18.021.248	91.128.733
148	LB Lebanon	21.465	130.648	142.591	536.179
151	YE Yemen	20.641	94.248	155.594	422.355
152	OM Oman	4.442.013	16.062.620	6.717.125	22.742.146
153	SY Syria Arab Republic	0	1.251.811	0	705.303
154	TR Turkey	50.399.244	624.772.578	21.296.603	263.598.481
155	AE United Arab Emirates	6.482.664	145.826.487	6.284.805	77.162.715
156	QA Qatar	5.901.048	286.855.549	3.966.463	143.069.908
157	BH Bahrain	799.818	57.885.316	914.331	24.472.446
158	CY Cyprus	0	115.365	0	49.761
211	EG Egypt	82.713.237	195.077.918	13.177.910	36.365.855
212	LY Libyan Arab Jamahiriya	1.978.650	284.494.404	1.699.423	102.992.987
213	MA Morocco	19.527	25.933.701	760.803	13.340.197
214	TN Tunisia	1.474.961	3.073.599	2.977.564	5.597.872
215	DZ Algeria	0	124.699.858	0	54.041.063
216	SD Sudan	78.398.937	507.219.384	39.011.755	215.085.816
217	ER Eritrea	91	105	4.013	6.276
218	LS Lesotho	0	18	0	698
219	NA Namibia	544.041	4.443.549	876.927	6.307.235
221	ET Ethiopia	15.582	183.577	46.640	990.672
222	TZ Tanzania, United Republic Of	1.057.158	4.077.070	805.280	4.056.104
223	MG Madagascar	17.677	512.112	110.561	1.891.484
225	KE Kenya	131.696	2.584.309	386.967	5.319.074
226	RE Reunion	0	3.586.802	0	387.173
227	MZ Mozambique	166.563	1.130.699	187.853	1.214.854
228	BW Botswana	0	88	0	1.526
230	TG Togo	550.726	2.263.119	630.111	2.562.141
231	GH Ghana	1.050.130	6.915.269	3.053.376	19.886.092
232	LR Liberia	0	1.733	0	21.557
233	GN Guinea	43.409	43.409	40.511	40.511
234	AO Angola	25.402	110.537	16.943	160.826
235	CG Congo	0	476.271	0	383.280
236	CM Cameroon	367.943	2.452.540	372.417	5.001.969
237	NG Nigeria	127.525.192	887.214.986	59.741.169	362.653.890
238	SL Sierra Leone	153	1.178	476	5.061
239	GA Gabon	0	160.386	0	316.839
240	CI Cote D'ivoire	205.732	3.917.822	243.656	7.526.143
241	SN Senegal	3.581	388.838	175.613	377.203
242	MR Mauritania	0	2.430	0	20.875
243	ML Mali	205.980	2.596.260	245.216	3.098.957
244	BJ Benin	1.156.872	3.236.576	1.417.251	3.755.920
245	BF Burkina Faso	584.087	1.850.562	780.934	2.383.266
248	VI U.s. Virgin Islands	483	916	2.103	8.157
249	SC Seychelles	0	2.226	0	38.954
251	UG Uganda	876.552	3.164.751	1.264.609	4.229.865
252	CF Central African Republic	361.136	1.269.408	422.943	1.452.800

**I.4. IMPOR MENURUT NEGARA ASAL / IMPORT BY COUNTRY OF ORIGIN**  
**\*\*\* JUNI / JUNE 2009 \*\*\***

Country Code	Negara Asal Country of origin	Berat bersih / Net weight (Kg)		Nilai / Value C.I.F ( U S \$ )	
		Bulan ini Current month	Kumulatif Cum. Jan. to date	Bulan ini Current month	Kumulatif Cum. Jan. to date
253	NE Niger		15	44	18.946
254	TD Chad	119.597	139.450	151.234	188.284
255	DJ Djibouti	0	5.175	0	141.527
256	SH Saint Helena	34	46.999	1.707	104.865
260	SZ Swaziland	5.943	4.423.225	87.873	2.614.137
261	ZA South Africa	17.329.605	217.382.397	12.511.874	136.350.516
262	ZW Zimbabwe	226.370	3.423.485	268.932	6.640.315
263	ZM Zambia	21.600	185.650	10.935	86.795
264	MW Malawi	2.500	718.630	950	1.063.650
267	MU Mauritius	651.833	5.083.508	851.887	5.204.998
268	RW Rwanda	0	1	0	3
269	ZR Zaire	53	53	40	40
298	VG Virgin Islands (british)	1.304	7.790.500	16.031	543.889
311	AU Australia	866.631.951	3.236.043.427	355.463.159	1.534.355.950
312	NZ New Zealand	70.558.623	296.863.304	59.429.838	276.499.324
318	FM Micronesia, Federated States Of	3	326	217	1.087
319	GU Guam	0	115	0	549
321	NR Nauru	0	266	0	6.856
322	NC New Caledonia	130	756	2.056	10.648
323	NU Niue	0	2.371	0	9.399
326	VU Vanuatu	50.000	50.090	123.126	123.645
328	IO British Indian Ocean Territory	367.535	661.171	115.045	181.503
329	ON Oth.oceania	0	73	0	2.093
331	AS American Samoa	245.168	1.317.978	135.663	1.851.816
332	CK Cook Islands	10.910	63.987	88.669	1.190.572
333	FJ Fiji	10	1.542	265	13.739
335	MH Marshall Islands	0	17	0	246.725
336	WS Samoa	75	5.698	12.750	77.611
337	SB Solomon Islands	5.360.000	5.707.150	1.416.156	2.156.088
338	TO Tonga	0	2.007	0	13.062
339	TV Tuvalu	0	872.020	0	367.140
341	UM United States Minor Outlying Island	0	1	0	6
342	CC Cocos (keeling) Islands	0	18.042	0	26.789
343	TK Tokelau	0	166	0	742
391	TL East Timor	17.500	150.080	28.875	221.067
411	US United States	595.870.938	2.146.031.255	519.434.997	3.196.081.566
412	CA Canada	142.978.695	673.008.211	106.870.483	452.013.014
421	MX Mexico	2.188.219	12.767.352	9.015.316	58.482.035
422	GT Guatemala	85.550.090	85.643.060	29.603.405	29.988.960
423	HN Honduras	36	20.379	1.320	50.751
424	NI Nicaragua	0	187	0	11.530
425	PA Panama	57.330.636	68.351.423	28.085.202	42.838.660
426	CU Cuba	29	1.649	75.600	362.460
427	CB Curacao	0	481	0	16.325
428	SR Suriname	0	21	0	3.492
431	CL Chile	17.573.137	242.340.735	10.319.387	76.841.734
432	VE Venezuela	295	76.761	5.655	328.472
433	AR Argentina	183.152.238	705.534.641	94.620.718	309.309.207
434	BR Brazil	323.049.459	802.293.469	141.405.180	413.429.348
435	CO Colombia	1.010.484	2.074.357	1.129.898	3.149.637
436	BO Bolivia	48.000	104.052	34.560	918.438
437	UY Uruguay	613.460	4.336.947	353.340	2.804.319
438	PY Paraguay	852.991	26.191.716	761.907	11.248.870
441	EC Ecuador	286.541	692.612	272.461	1.067.076
442	PE Peru	21.751.934	30.206.176	8.341.550	17.846.630
443	GY Guyana	0	142	0	5.691
444	TT Trinidad And Tobago	0	30.895.021	0	12.363.691
445	BS Bahamas	0	979.695	0	284.631
446	JM Jamaica	3.464	362.681	16.520	185.808
447	PR Puerto Rico	1.692	13.497	311.937	5.519.889
448	BZ Belize	22.528	9.503.528	4.925	6.005.269
449	DO Dominican Republic	301.790	1.000.433	96.860	1.060.735
450	SV El Salvador	12.000.000	12.008.810	4.018.392	4.392.978
451	CR Costa Rica	575	845.541	98.619	3.478.298
452	HT Haiti	460	688	16.511	26.044
453	BB Barbados	0	40.980	0	8.648
454	AG Antigua And Barbuda	8.138	10.585	410.711	419.532
455	AI Anguilla	12	38	76	168
456	AW Aruba	170.707	559.915	24.652	75.571
457	BM Bermuda	0	70.000	0	528.132
458	CV Cape Verde	0	15.603	0	46.422
459	KY Cayman Islands	10.976	11.447	8.500	101.022
460	DM Dominica	23	274	1.019	4.199
462	GF French Guiana	0	15	0	4.184
463	PF French Polynesia	15	15	47	47
464	GL Greenland	0	875	0	4.409
467	AN Netherlands Antilles	239.333	255.602	272.412	538.799

**I.4. IMPOR MENURUT NEGARA ASAL / IMPORT BY COUNTRY OF ORIGIN**  
**\*\*\* JUNI / JUNE 2009 \*\*\***

Country Code	Negara Asal Country of origin	Berat bersih / Net weight (Kg)		Nilai / Value C.I.F ( U S \$ )	
		Bulan ini Current month	Kumulatif Cum. Jan. to date	Bulan ini Current month	Kumulatif Cum. Jan. to date
469	LC Saint Lucia	0	1.674	0	11.093
470	SM San Marino	0	795	0	6.128
471	TC Turks And Caicos Islands	0	20	0	4.535
472	GP Guadeloupe	20	257	1.944	2.486
511	GB United Kingdom	48.308.723	283.006.008	55.734.832	389.631.316
512	NL Netherlands	26.256.694	149.567.088	34.034.072	242.694.999
513	FR France	20.978.743	108.615.436	138.547.627	704.478.163
514	DE Germany	77.096.949	314.492.340	228.769.753	1.097.091.816
515	AT Austria	1.558.477	15.500.469	14.547.214	119.062.691
516	BE Belgium	29.339.673	164.720.073	35.842.292	206.791.750
517	CH Switzerland	4.191.834	19.476.748	37.954.020	195.417.341
518	LU Luxembourg	17.324	1.098.681	582.377	3.498.973
520	MC Monaco	331	3.413	9.614	150.218
521	DK Denmark	1.268.663	8.277.465	6.757.485	55.354.042
522	NO Norway	5.262.462	67.135.710	6.521.379	51.379.810
523	SE Sweden	13.920.761	78.249.585	77.516.164	383.961.006
524	FI Finland	4.046.353	31.984.417	16.990.942	129.364.982
525	IE Ireland	902.298	5.751.241	2.908.024	128.685.796
526	IT Italy	38.026.627	157.983.689	76.213.623	348.142.319
527	ES Spain	7.160.624	34.302.161	17.884.742	139.601.131
528	PT Portugal	5.674.809	7.540.846	1.909.560	6.215.256
529	IS Iceland	3	20.051	131	82.106
531	GR Greece	8.760.845	20.819.558	6.512.941	16.425.203
532	VA Vatican City State (holy See)	0	9.434	0	16.662
533	AD Andorra	0	25.831	0	91.719
534	LI Liechtenstein	682	719	1.139	6.422
540	CD Democratic Republic Of The Congo	18.635	183.892	14.494	353.937
542	HU Hungary	77.075	737.678	7.256.485	35.254.650
543	PL Poland	609.381	16.389.580	1.392.812	17.890.384
544	RO Romania	4.802.754	5.926.623	5.385.645	10.524.036
545	BG Bulgaria	4.979.462	35.039.864	2.669.616	12.078.953
547	YU Serbia	16	406	47	12.828
548	AL Albania	422	127.669	6.884	772.089
549	AM Armenia	0	7	0	212
550	AZ Azerbaijan	266.432.038	634.841.363	128.463.543	265.579.790
551	BY Belarus	23.831	5.310.722	188.281	8.765.789
552	KZ Kazakhstan	1	5.874.483	120	6.890.531
553	KG Kyrgyzstan	1.487	351.577	7.025	969.301
554	MD Moldova, Republic Of	8	623	361	42.471
557	UA Ukraine	96.993.099	272.663.349	31.581.141	106.148.498
558	UZ Uzbekistan	23.592	24.752	27.644	31.573
559	LT Lithuania	50.870	215.760	30.370	1.177.091
560	LV Latvia	662	2.164.115	156.448	982.793
561	EE Estonia	426.913	3.219.497	70.337	2.615.500
562	GE Georgia	8	43.545	4.280	148.175
563	HR Croatia	46.742	379.108	203.514	1.224.090
564	BA Bosnia And Herzegovina	10	377	147	5.076
565	MT Malta	37	831.838	402	742.244
566	SK Slovakia	283.849	1.173.534	770.688	5.439.363
567	SI Slovenia	132.847	521.146	843.561	3.679.848
568	CZ Czech Republic	716.217	5.037.234	3.542.108	21.005.019
569	GS South Georgia And The South Sa	0	357	0	6.739
570	MK Rep. Of Macedonia	517	4.238	2.834	41.359
572	RU Russia Federation	58.318.961	169.682.590	20.043.049	88.005.317
<b>TOTAL IMPORT</b>		<b>8.208.625.834</b>	<b>40.322.307.122</b>	<b>7.935.474.878</b>	<b>41.377.265.168</b>

**I.5. IMPOR MENURUT PROPINSI DAN PELABUHAN BONGKAR**  
**IMPORT BY PROVINCE AND PORT OF IMPORTATION**  
**\*\*\* JUNI / JUNE 2009 \*\*\***

Kode Pelabuhan Bongkar Port of Importation	Berat bersih / Net weight (Kg)		Nilai / Value C.I.F ( U S \$ )	
	Bulan ini Current month	Kumulatif Cum. Jan. to date	Bulan ini Current month	Kumulatif Cum. Jan. to date
<b>NANGROE ACEH DARUSSALAM</b>	<b>48.049.070</b>	<b>346.114.342</b>	<b>11.026.508</b>	<b>33.078.434</b>
104 IDLSW Lhok Seumawe	16.003.566	86.545.400	8.573.942	14.404.455
115 IDBTJ Blang Bintang (u)	888	11.988	2.149	92.764
117 IDKRU Krueng R. Malahayati	955.616	10.579.670	988.048	4.680.136
119 IDLHK Lhok Nga	31.089.000	248.977.284	1.462.369	13.901.079
<b>SUMATERA UTARA</b>	<b>458.286.616</b>	<b>2.457.652.892</b>	<b>229.500.374</b>	<b>1.219.168.282</b>
143 IDTPR Tanjung Pura	0	268.648	0	95.415
144 IDBLW Belawan	414.348.485	2.154.045.424	212.337.706	1.105.561.433
145 IDTJB Tanjung Balai Asahan	0	12.778.839	0	5.912.285
159 IDSLG Sibolga	0	1.488.336	0	478.648
165 IDPTE Pulau Tello	21.310	512.470	23.441	60.278
166 IDMES Medan / Polonia (u)	43.415	234.642	690.032	5.489.521
167 IDMDN Medan (ptt)	0	2	0	2.797
170 IDKTJ Kuala Tanjung	43.873.406	288.324.531	16.449.195	101.567.905
<b>SUMATERA BARAT</b>	<b>25.946.572</b>	<b>297.658.957</b>	<b>19.290.425</b>	<b>135.417.053</b>
191 IDTBY Padang/tl.bayur	25.946.400	297.658.736	19.278.253	135.399.605
192 IDPDG Padang / Tabing (u)	172	221	12.172	17.448
<b>RIAU</b>	<b>115.997.407</b>	<b>550.035.312</b>	<b>47.540.582</b>	<b>361.493.840</b>
225 IDDUM Dumai	35.123.037	175.983.385	13.162.791	117.643.595
228 IDBLS Bengkalis	1.589.640	2.640.957	677.332	1.108.114
230 IDSPA Selat Panjang	18.430	181.096	8.540	104.558
233 IDPEK Pekanbaru (rumbai)	1.608.353	7.994.878	1.539.348	8.471.801
235 IDSUQ Sungai Guntung	1.106.017	4.600.299	1.934.088	10.685.320
242 IDTEM Tembilahan	106.001	2.326.061	262.369	4.377.778
243 IDKEN Kuala Enok	0	37.113	0	72.987
244 IDRGA Rengat	2.408.000	2.408.000	1.381.586	1.381.586
261 IDPKU Simpang Tiga (u)	24.420	104.016	82.316	511.984
273 IDPAK Pekanbaru	4.198.983	12.411.694	5.243.615	24.287.387
277 IDBUN Buatan	30.386.648	166.956.834	8.459.001	58.926.986
278 IDPW Perawang, Sumatra	39.427.878	174.390.979	14.789.596	133.921.744
<b>JAMBI</b>	<b>18.059.251</b>	<b>43.448.366</b>	<b>6.319.775</b>	<b>50.155.694</b>
291 IDKTK Kuala Tungkal	15.989.157	32.170.720	3.032.246	27.253.245
292 IDMSA Muara Sabak	960.652	3.760.109	366.969	1.685.249
293 IDDJM Jambi	1.109.442	7.517.537	2.920.560	21.217.200
<b>SUMATERA SELATAN</b>	<b>34.644.502</b>	<b>105.657.635</b>	<b>20.375.973</b>	<b>86.615.627</b>
326 IDPLA Palembang - Plaju	1.054.887	6.934.259	414.126	2.919.331
334 IDPLM Sm.badaruddin (u)	29.974	96.839	365.204	3.446.719
339 IDBLJ Belinju	0	378.000	0	369.482
340 IDMRI Musi River/boom Baru	33.559.641	98.248.537	19.596.643	79.880.095
<b>BENGGKULU</b>	<b>0</b>	<b>4.373.076</b>	<b>0</b>	<b>2.396.839</b>
361 IDBKU Bengkulu	0	4.373.076	0	2.396.839
<b>LAMPUNG</b>	<b>95.744.635</b>	<b>1.155.581.043</b>	<b>59.925.322</b>	<b>624.954.500</b>
364 IDKTA Kota Agung	36.559.339	788.722.013	16.180.783	323.765.065
395 IDPJG Panjang	59.185.296	366.859.030	43.744.539	301.189.435
<b>BANGKA BELITUNG</b>	<b>2.929.594</b>	<b>26.458.027</b>	<b>1.308.727</b>	<b>18.572.976</b>
321 IDMUO Muntok	0	7.841.199	0	6.506.244
323 IDPGX Pangkal Balam	2.929.594	18.069.328	1.308.727	10.351.289
327 IDTOL Toboali	0	221.000	0	1.291.632
330 IDSLI Sungai Liat	0	314.000	0	339.436
333 IDTSE Tanjung Selu	0	12.500	0	84.375
<b>KEPULAUAN RIAU</b>	<b>190.216.425</b>	<b>1.233.388.447</b>	<b>599.212.317</b>	<b>3.584.565.678</b>
248 IDTBK Tg Balai Karimun	37.057	12.892.408	192.414	6.346.564
250 IDTAN Tanjung Uban	0	171.325.022	0	91.797.293
251 IDTPN Tanjung Pinang	0	2.214.908	0	4.743.158
254 IDTBT Tanjung Batu, Riau	0	38.000	0	37.574
258 IDBTU Batu Ampar	122.463.354	687.930.381	349.483.576	2.027.581.138
260 IDDAS Singkep - Dabo	0	12.627	0	4.395
262 IDTNJ Kijang (u)	0	37.551	0	6.891.890
265 IDSKP Sekupang	16.440.676	113.971.453	146.388.532	870.138.610
267 IDKAB Kabil/panau	51.189.479	244.522.501	73.258.432	440.593.651
271 IDBTH Hang Nadim (u)	85.859	443.596	29.889.363	136.431.405
<b>DKI JAKARTA</b>	<b>2.104.468.772</b>	<b>10.111.388.543</b>	<b>3.871.106.269</b>	<b>21.033.528.999</b>
431 IDTPP Tanjung Priok	2.084.418.774	9.987.115.903	3.273.363.972	17.880.296.730
432 IDKLB Kalibaru	13.798.729	89.235.848	12.922.367	49.364.143
433 IDJKT Jakarta / Pasar Ikan	500	66.266	31.200	186.869
434 IDC GK Sukarno Hatta (u)	6.157.125	34.443.965	576.168.915	3.036.668.377



**I.5. IMPOR MENURUT PROPINSI DAN PELABUHAN BONGKAR**  
**IMPORT BY PROVINCE AND PORT OF IMPORTATION**  
**\*\*\* JUNI / JUNE 2009 \*\*\***

Kode	Pelabuhan Bongkar Port of Importation	Berat bersih / Net weight (Kg)		Nilai / Value C.I.F ( U S \$ )	
		Bulan ini Current month	Kumulatif Cum. Jan. to date	Bulan ini Current month	Kumulatif Cum. Jan. to date
435	IDPSB Jkt./ Pos Pasar Baru	19	23	698	900
436	IDHLP Hlm. Perdana Kusuma	93.625	526.538	8.619.117	67.011.980
<b>JAWA BARAT</b>		<b>314.055.972</b>	<b>1.999.091.995</b>	<b>163.368.659</b>	<b>920.112.164</b>
463	IDCBN Cirebon/pengung	20.778.032	53.930.999	1.514.150	14.163.374
466	IDBDO Husein Sastranegara	0	5	0	442
467	IDBLG Balongan	290.498.935	1.917.286.535	158.602.733	869.323.716
468	IDBND Bandung(plt/gd Bage)	1.291.787	6.608.258	1.527.576	7.690.496
470	IDCRB Cirebon (ptt)	0	34	0	8.978
471	IDTLN Tanjung Leneng	1.487.218	21.266.164	1.724.200	28.925.158
<b>JAWA TENGAH</b>		<b>926.363.234</b>	<b>4.906.202.422</b>	<b>524.622.258</b>	<b>2.622.361.202</b>
494	IDTES Tanjung Emas	272.181.005	1.247.070.261	216.200.958	1.106.542.832
495	IDCXP Cilacap	654.139.282	3.659.049.878	308.210.777	1.514.869.308
496	IDSRG Achmad Yani (u)	9.687	25.873	124.971	503.217
497	IDSMR Semarang (ptt)	32.350	46.220	54.997	130.265
498	IDSOC Jebres/adi Sumarmo	910	10.190	30.555	315.580
<b>D I YOGYAKARTA</b>		<b>1.420</b>	<b>66.390</b>	<b>176.012</b>	<b>562.592</b>
531	IDJOG Adi Sucipto (u)	1.390	30.017	175.682	476.366
532	IDJOK Yogyakarta (ptt)	30	36.373	330	86.226
<b>JAWA TIMUR</b>		<b>1.606.695.102</b>	<b>7.316.033.907</b>	<b>1.025.068.468</b>	<b>4.769.725.934</b>
562	IDGRE Gresik	199.367.077	758.405.493	62.398.229	263.402.435
563	IDTPE Tanjung Perak	1.141.417.142	5.696.906.371	782.019.886	3.952.913.749
564	IDPAZ Pasuruan	0	22.310.423	0	11.292.807
565	IDPRO Probolinggo	0	1.139.810	0	7.325.932
566	IDPRN Panarukan	247.592.011	796.102.698	143.569.652	387.527.385
567	IDBJU Banyuwangi	940.000	3.840.000	1.183.750	4.957.550
572	IDKTP Ketapang Jawa Timur	596	596	254.400	254.400
576	IDKLG Kalianget	623.000	1.408.148	250.000	726.578
582	IDSPK Sepekan	16.023.000	32.046.000	15.000.000	30.000.000
587	IDSUB Surabaya /juanda (u)	680.682	2.927.271	20.299.226	107.296.753
588	IDSUR Surabaya (ptt)	51.594	913.794	93.325	3.766.501
592	IDRAM Rambipuji Jember	0	33.303	0	261.844
<b>BANTEN</b>		<b>1.347.592.627</b>	<b>4.760.918.379</b>	<b>629.554.110</b>	<b>2.359.151.875</b>
461	IDMRK Merak	468.984.854	2.838.675.019	304.358.408	1.632.550.744
473	IDCGD Cigading	878.607.773	1.922.243.360	325.195.702	726.601.131
<b>B A L I</b>		<b>66.884.866</b>	<b>315.493.506</b>	<b>57.256.050</b>	<b>225.728.485</b>
613	IDBOA Benaololoan	66.528.775	313.965.786	46.578.554	185.209.168
620	IDDPS Ngurah Rai (u)	356.091	1.527.720	10.677.496	40.519.317
<b>NUSA TENGGARA BARAT</b>		<b>11.340.497</b>	<b>42.426.374</b>	<b>27.722.191</b>	<b>100.797.167</b>
655	IDBMU Bima	11.340.497	37.383.374	27.722.191	99.755.494
663	IDBDS Badas Sumbawa	0	5.043.000	0	1.041.673
<b>KALIMATAN BARAT</b>		<b>5.692.876</b>	<b>45.889.140</b>	<b>4.464.117</b>	<b>33.519.400</b>
714	IDPON Pontianak	5.692.079	45.888.128	4.094.079	33.143.032
721	IDKDW Kendawangan	797	797	370.038	370.038
722	IDPNK Supadio (u)	0	215	0	6.330
<b>KALIMANTAN TENGAH</b>		<b>776.264</b>	<b>6.580.161</b>	<b>6.912.045</b>	<b>16.992.851</b>
744	IDKUM Kumai	776.264	4.241.563	6.912.045	13.665.889
746	IDSMQ Sampit	0	2.189.655	0	1.713.252
750	IDPPS Pulang Pisau	0	148.943	0	1.613.710
<b>KALIMANTAN SELATAN</b>		<b>12.290.683</b>	<b>213.943.895</b>	<b>34.577.398</b>	<b>362.625.197</b>
771	IDBAN Banjarmasin	12.290.683	70.260.373	34.577.398	211.536.327
773	IDKTB Kotabaru (u)	0	142.736.849	0	146.046.831
779	IDASA Asam Asam	0	946.673	0	5.042.039
<b>KALIMANTAN TIMUR</b>		<b>682.975.705</b>	<b>3.540.792.236</b>	<b>489.113.075</b>	<b>2.154.529.875</b>
803	IDBPP Balikpapan	645.993.610	3.403.443.171	351.015.856	1.714.350.693
805	IDSRD Samarinda	8.649.582	53.856.462	27.383.727	79.182.007
809	IDNNX Nunukan	0	88.599	0	338.353
810	IDTGR Pasir/tanah Grogot	658.201	1.267.944	6.838.014	14.640.703
813	IDTSG Tanjung Sangata	27.439.657	75.640.360	92.659.534	263.416.917
814	IDBPN Sepinggang (u)	234.655	1.335.239	11.215.944	66.352.820
817	IDBTG Bontang	0	5.149.571	0	16.231.397
822	IDADB Adang Bay	0	10.890	0	16.985
<b>SULAWESI UTARA</b>		<b>1.693.785</b>	<b>1.858.684</b>	<b>4.326.756</b>	<b>4.930.987</b>
835	IDBIT Bitung	1.693.785	1.858.684	4.326.756	4.930.987

**I.5. IMPOR MENURUT PROPINSI DAN PELABUHAN BONGKAR**  
**IMPORT BY PROVINCE AND PORT OF IMPORTATION**  
**\*\*\* JUNI / JUNE 2009 \*\*\***

Kode Pelabuhan Bongkar <i>Port of Importation</i>	Berat bersih / <i>Net weight (Kg)</i>		Nilai / <i>Value C.I.F ( U S \$ )</i>	
	Bulan ini	Kumulatif	Bulan ini	Kumulatif
	<i>Current month</i>	<i>Cum. Jan. to date</i>	<i>Current month</i>	<i>Cum. Jan. to date</i>
<b>SULAWESI SELATAN</b>	<b>89.177.290</b>	<b>526.798.877</b>	<b>30.290.256</b>	<b>241.789.777</b>
892 IDPAP Pare-pare	5.629.546	73.462.623	2.605.666	58.628.326
893 IDUJU Ujungpandang	83.547.418	410.486.945	27.675.863	147.864.080
897 IDMLI Malili, Sulawesi	0	42.780.533	0	32.626.270
901 IDBNT Banta Eng	0	62.467	0	2.219.530
904 IDUPG Hasanuddin (u)	326	1.262	8.727	94.441
907 IDSQR Soroako	0	5.047	0	357.130
<b>SULAWESI TENGGARA</b>	<b>0</b>	<b>21.409.000</b>	<b>0</b>	<b>7.668.619</b>
925 IDPUM Pomalaa	0	21.409.000	0	7.668.619
<b>GORONTALO</b>	<b>0</b>	<b>28</b>	<b>0</b>	<b>760</b>
841 IDGOR Gorontalo	0	28	0	760
<b>MALUKU</b>	<b>566.557</b>	<b>50.604.345</b>	<b>818.324</b>	<b>31.977.778</b>
946 IDAMB Ambon	562.116	47.666.658	796.408	27.499.123
948 IDBAD Banda Naira	0	673.000	0	263.090
949 IDLUV Tual	2.342	1.941.914	21.358	3.539.620
952 IDABN Ambon (ptt)	0	80.000	0	120.000
954 IDAMQ Pattimura/laha (u)	2.099	242.773	558	555.945
<b>PAPUA</b>	<b>48.176.112</b>	<b>242.441.143</b>	<b>71.598.887</b>	<b>374.842.583</b>
973 IDBIK Frans Kasiepo (u)	0	16.186	0	110.095
974 IDJYP Jayapura	0	5.661.600	0	6.748.518
980 IDTIM Amamapare	48.176.112	236.763.357	71.598.887	367.983.970
<b>TOTAL IMPORT</b>	<b>8.208.625.834</b>	<b>40.322.307.122</b>	<b>7.935.474.878</b>	<b>41.377.265.168</b>

**I.6 IMPOR KOMODITI MENURUT NEGARA ASAL / IMPORT BY COUNTRY OF ORIGIN  
DAN LIMA GOLONGAN BARANG (SITC) UTAMA / AND FIVE MAJOR SITC COMMODITY GROUP  
\*\* JUNI / JUNE 2009 \*\***

Negara Asal/SITC/Uraian Golongan Barang <i>Country of Origin/SITC/group Description</i>	Berat Bersih / <i>Net Weight (Kg)</i>		Nilai CIF / <i>CIF Value (US\$)</i>	
	Bulan ini <i>Current month</i>	Kumulatif <i>Cum. Jan to date</i>	Bulan ini <i>Current month</i>	Kumulatif <i>Cum. Jan to date</i>
<b>JAPAN</b>				
782 Motor Vehicle For The Transportation Of Goods	8 438 200	67 716 911	40 610 620	280 193 925
713 Internal Combustion Piston Engines And Parts	2 575 846	36 843 483	17 742 434	188 340 076
679 Tubes, Pipes, Hollow Profile, Pipe Fitting Of Iron/Steel	3 589 670	19 701 824	66 461 586	179 964 790
673 Flat Rolled Products, Not Clad	35 929 675	34 412 526	160 999 134	168 723 029
784 Parts And Accessories Of The Motor Vehicles	3 410 200	38 213 206	17 585 952	162 318 974
LAINNYA	146 246 378	638 307 297	808 235 857	3 357 277 249
<b>SUB TOTAL</b>	<b>200 189 969</b>	<b>835 195 247</b>	<b>1 111 635 583</b>	<b>4 336 818 043</b>
<b>HONG KONG</b>				
764 Telecommunication Equipments And Parts	759 639	41 965 719	4 286 266	219 523 010
655 Knitted Or Crocheted Fabrics	1 404 303	10 524 055	7 400 426	59 238 112
652 Cotton Fabrics, Woven	1 150 013	9 232 342	6 755 534	58 790 344
776 Thermionic, Cold Cathode, And Photo Cathode Valves/Tubes	583 793	7 468 900	1 784 530	30 214 953
772 Electrical Apparatus For Making And Breaking Electrical Circuits	195 240	5 817 613	1 123 710	26 929 343
LAINNYA	11 239 718	56 990 375	68 880 792	386 051 926
<b>SUB TOTAL</b>	<b>15 332 706</b>	<b>131 999 004</b>	<b>90 231 258</b>	<b>780 747 688</b>
<b>KOREA, DEMOCRATIC PEOPLE'S REPUBLIC</b>				
672 Ingots And Other Iron/Steel In Primary Forms	0	0	3 933 117	1 491 635
232 Synthetic Rubber Latex, Synthetic/Reclaimed Rubber	24 576	53 207	613 836	1 435 931
679 Tubes, Pipes, Hollow Profile, Pipe Fitting Of Iron/Steel	0	0	146 300	312 073
691 Structures And Parts Of Iron/Steel Or Aluminium	0	0	195 560	261 463
657 Special Yarns, Textile Fabrics	0	0	62 309	247 231
LAINNYA	202 000	154 300	594 981	826 995
<b>SUB TOTAL</b>	<b>226 576</b>	<b>207 507</b>	<b>5 546 103</b>	<b>4 575 328</b>
<b>KOREA, REPUBLIC OF</b>				
334 Petroleum Products, Refined	86 360 871	49 128 514	874 716 463	425 045 716
764 Telecommunication Equipments And Parts	401 330	19 638 904	2 170 224	142 949 546
655 Knitted Or Crocheted Fabrics	1 985 362	14 447 474	12 699 997	98 174 132
673 Flat Rolled Products, Not Clad	17 083 090	12 034 899	111 931 696	77 354 124
679 Tubes, Pipes, Hollow Profile, Pipe Fitting Of Iron/Steel	3 114 013	15 597 878	23 613 116	65 347 541
LAINNYA	239 291 856	323 331 612	723 809 820	1 378 648 504
<b>SUB TOTAL</b>	<b>348 236 522</b>	<b>434 179 281</b>	<b>1 748 941 316</b>	<b>2 187 519 563</b>
<b>TAIWAN</b>				
655 Knitted Or Crocheted Fabrics	1 032 224	8 694 785	7 017 945	59 529 544
776 Thermionic, Cold Cathode, And Photo Cathode Valves/Tubes	20 397	6 697 125	174 060	44 566 530
653 Fabrics, Woven, Of Man-Made Fibres	867 611	7 501 620	4 720 075	43 459 968
673 Flat Rolled Products, Not Clad	11 555 657	6 978 659	64 437 080	42 315 158
575 Other Plastics In Primary Forms	5 373 594	6 887 371	27 973 823	34 966 773
LAINNYA	64 703 660	130 076 665	359 268 274	712 870 165
<b>SUB TOTAL</b>	<b>83 553 143</b>	<b>166 836 225</b>	<b>463 591 257</b>	<b>937 708 138</b>
<b>CHINA</b>				
764 Telecommunication Equipments And Parts	4 472 932	151 538 296	22 198 349	684 978 772
752 Automatic Data Processing Machines And Their Units	1 231 048	42 435 786	7 717 632	241 900 193
711 Steam And Other Vapour Generating Boilers And Parts	6 790 610	26 414 862	60 993 873	238 435 858
057 Fruit And Nut; Fresh Or Dried	18 091 431	14 831 003	237 713 765	202 681 670
793 Ships, Boats, And Floating Structures	4 154 340	26 205 525	75 551 622	177 677 243
LAINNYA	534 696 857	792 040 691	3 017 146 529	4 461 369 626
<b>SUB TOTAL</b>	<b>569 437 218</b>	<b>1 053 466 163</b>	<b>3 421 321 770</b>	<b>6 007 043 362</b>
<b>MONGOLIA</b>				
793 Ships, Boats, And Floating Structures	0	0	498 000	206 880
652 Cotton Fabrics, Woven	0	0	1 501	22 244
743 Pumps, Compressors, Fans, Blowers, Centrifuges, And Parts	0	0	155	10 915
278 Other Crude Minerals	0	0	371	2 970
682 Copper	81	2 449	81	2 449
LAINNYA	0	0	0	0

**I.6 IMPOR KOMODITI MENURUT NEGARA ASAL / IMPORT BY COUNTRY OF ORIGIN  
DAN LIMA GOLONGAN BARANG (SITC) UTAMA / AND FIVE MAJOR SITC COMMODITY GROUP  
\*\* JUNI / JUNE 2009 \*\***

Negara Asal/SITC/Uraian Golongan Barang <i>Country of Origin/SITC/group Description</i>	Berat Bersih / <i>Net Weight (Kg)</i>		Nilai CIF / <i>CIF Value (US\$)</i>	
	Bulan ini <i>Current month</i>	Kumulatif <i>Cum. Jan to date</i>	Bulan ini <i>Current month</i>	Kumulatif <i>Cum. Jan to date</i>
SUB TOTAL	81	2 449	500 108	245 458
<b>MACAU</b>				
655 Knitted Or Crocheted Fabrics	37 268	166 343	281 021	870 348
652 Cotton Fabrics, Woven	354	1 928	50 805	329 854
654 Textile Fabrics, Woven, Other Than Of Cotton Or Man-Made Fibres	0	0	46 825	215 877
651 Textile Yarns	1 711	7 875	20 915	112 014
831 Travel Goods	956	10 066	4 768	43 565
LAINNYA	8 675	49 459	50 003	199 467
SUB TOTAL	48 964	235 671	454 337	1 771 125
<b>PAPUA NEW GUINEA</b>				
072 Cocoa	1 391 251	3 739 059	5 846 315	14 996 748
283 Copper Ores And Concentrates	0	0	9 900 000	14 319 656
282 Waste And Scrap Metal Of Iron/Steel	1 622 868	442 938	6 315 363	1 588 998
223 Oil Seeds Use For Extraction Of Other Fixed Vegetable Oils	0	0	2 020	296 978
784 Parts And Accessories Of The Motor Vehicles	0	0	25 475	79 128
LAINNYA	12 508	52 734	27 032	228 934
SUB TOTAL	3 026 627	4 234 731	22 116 205	31 510 442
<b>THAILAND</b>				
784 Parts And Accessories Of The Motor Vehicles	2 537 343	21 180 766	16 526 096	147 018 064
061 Sugar, Molasses, And Honey	120 717 776	41 374 600	369 162 583	122 672 135
713 Internal Combustion Piston Engines And Parts	1 586 308	22 249 456	6 920 094	106 878 268
781 Passenger Motor Cars	3 035 026	25 308 573	10 960 288	97 143 129
511 Hydrocarbon And Their Halogenated, Nitrated Derivatives	11 801 079	11 185 691	129 207 163	90 178 252
LAINNYA	276 175 744	274 975 490	1 249 640 335	1 368 078 117
SUB TOTAL	415 853 276	396 274 576	1 782 416 559	1 931 967 965
<b>SINGAPORE</b>				
334 Petroleum Products, Refined	752 604 771	460 908 423	4 845 494 959	2 439 764 302
793 Ships, Boats, And Floating Structures	40 761 633	76 899 312	147 487 822	297 396 917
772 Electrical Apparatus For Making And Breaking Electrical Circuits	1 311 606	31 960 318	6 217 839	182 943 814
679 Tubes, Pipes, Hollow Profile, Pipe Fitting Of Iron/Steel	9 159 840	23 547 920	58 299 994	172 757 194
776 Thermionic, Cold Cathode, And Photo Cathode Valves/Tubes	396 339	34 707 523	1 507 540	156 809 154
LAINNYA	260 344 483	557 711 888	1 479 972 132	3 109 512 119
SUB TOTAL	1 064 578 672	1 185 735 384	6 538 980 286	6 359 183 500
<b>PHILIPPINES</b>				
776 Thermionic, Cold Cathode, And Photo Cathode Valves/Tubes	10 516	5 262 614	304 120	30 263 525
022 Milk, Cream, And Milk Products Other Than Butter Or Cheese	776 328	4 095 068	3 144 395	16 637 078
726 Printing/Book Binding Machinery And Parts	17 729	5 440 004	57 462	15 558 324
748 Transmission Shafts And Cranks	163 928	1 985 119	819 089	10 940 444
593 Explosive And Pyrotechnic Products	142 351	3 204 384	588 948	10 511 086
LAINNYA	26 191 843	23 310 085	107 181 398	118 536 329
SUB TOTAL	27 302 695	43 297 274	112 095 412	202 446 786
<b>MALAYSIA</b>				
334 Petroleum Products, Refined	284 840 205	166 440 541	1 030 876 614	514 738 208
333 Petroleum Oil, Crude	160 185 370	75 736 615	767 153 550	311 860 891
511 Hydrocarbon And Their Halogenated, Nitrated Derivatives	29 763 983	25 480 469	119 009 473	80 403 643
741 Heating And Cooling Equipments And Parts	1 812 040	15 066 202	6 444 763	52 783 706
661 Lime, Cement And Fabricated Construction Materials	148 953 361	7 045 014	809 776 436	41 293 948
LAINNYA	184 605 526	214 497 333	989 459 836	1 196 721 860
SUB TOTAL	810 160 485	504 266 174	3 722 720 672	2 197 802 256
<b>MYANMAR (FORM. BURMA)</b>				
054 Vegetables, Fresh, Chilled, Frozen Or Simply Preserved	5 614 077	2 922 648	36 803 699	18 905 268
682 Copper	0	0	798 548	3 482 732
035 Fish, Dried Salted Or In Brine; Smoked Fish	383 850	255 354	1 484 484	980 819

**I.6 IMPOR KOMODITI MENURUT NEGARA ASAL / IMPORT BY COUNTRY OF ORIGIN  
DAN LIMA GOLONGAN BARANG (SITC) UTAMA / AND FIVE MAJOR SITC COMMODITY GROUP  
\*\* JUNI / JUNE 2009 \*\***

Negara Asal/SITC/Uraian Golongan Barang <i>Country of Origin/SITC/group Description</i>	Berat Bersih / <i>Net Weight (Kg)</i>		Nilai CIF / <i>CIF Value (US\$)</i>	
	Bulan ini <i>Current month</i>	Kumulatif <i>Cum. Jan to date</i>	Bulan ini <i>Current month</i>	Kumulatif <i>Cum. Jan to date</i>
057 Fruit And Nut; Fresh Or Dried	97 000	33 950	920 684	336 704
044 Maize, Unmilled	0	0	1 502 227	265 999
LAINNYA	86 850	51 367	508 082	633 660
<b>SUB TOTAL</b>	<b>6 181 777</b>	<b>3 263 319</b>	<b>42 017 724</b>	<b>24 605 182</b>
<b>CAMBODIA</b>				
793 Ships, Boats, And Floating Structures	0	0	3 347 000	558 908
652 Cotton Fabrics, Woven	1 613	26 155	74 387	388 329
845 Articles Of Apparel	446	25 163	5 701	246 468
841 Men'S Coats/Jackets, Not Knitted	75	2 481	5 761	131 962
653 Fabrics, Woven, Of Man-Made Fibres	720	7 101	9 644	84 649
LAINNYA	8 547	115 244	38 406	336 452
<b>SUB TOTAL</b>	<b>11 401</b>	<b>176 144</b>	<b>3 480 899</b>	<b>1 746 768</b>
<b>BRUNEI DARUSSALAM</b>				
333 Petroleum Oil, Crude	91 349 000	39 682 920	763 976 423	285 511 359
282 Waste And Scrap Metal Of Iron/Steel	0	0	2 898 927	695 742
742 Pumps For Liquid And Parts	0	0	13 026	276 666
679 Tubes, Pipes, Hollow Profile, Pipe Fitting Of Iron/Steel	0	0	58 310	156 716
713 Internal Combustion Piston Engines And Parts	0	0	4 974	105 636
LAINNYA	3 245	21 535	35 369	114 710
<b>SUB TOTAL</b>	<b>91 352 245</b>	<b>39 704 455</b>	<b>766 987 029</b>	<b>286 860 829</b>
<b>LAO PEOPLE'S DEMOCRATIC REPUBLIC</b>				
071 Coffee And Coffee Substitutes	96 000	80 640	172 800	145 152
551 Essential Oils, Perfumes, And Flavour Materials	0	0	16 000	96 000
773 Equipment For Distributing Electricity	0	0	8 213	41 616
652 Cotton Fabrics, Woven	0	0	2 977	24 053
845 Articles Of Apparel	0	0	51	2 396
LAINNYA	165	660	165	660
<b>SUB TOTAL</b>	<b>96 165</b>	<b>81 300</b>	<b>200 206</b>	<b>309 877</b>
<b>NEPAL</b>				
642 Paper And Paperboard Cut To Size/Shape And Article Of Papers	0	0	45	1 380
831 Travel Goods	0	0	19	573
LAINNYA	0	0	0	0
<b>SUB TOTAL</b>	<b>0</b>	<b>0</b>	<b>64</b>	<b>1 953</b>
<b>BHUTAN</b>				
893 Article Of Plastics	426	24 345	2 935	113 584
874 Measuring, Checking, Analysing, And Controlling Instrument And App:	2	11 217	11	12 375
776 Thermionic, Cold Cathode, And Photo Cathode Valves/Tubes	7	153	172	10 258
772 Electrical Apparatus For Making And Breaking Electrical Circuits	3	122	17	611
778 Electrical Machinery And Apparatus	0	0	5	408
LAINNYA	0	0	0	0
<b>SUB TOTAL</b>	<b>438</b>	<b>35 837</b>	<b>3 140</b>	<b>137 236</b>
<b>VIET NAM</b>				
333 Petroleum Oil, Crude	16	100	233 640 577	83 740 098
751 Office Machines	3 516	38 437	1 902 576	14 226 537
611 Leathers	178 163	2 123 178	1 046 714	12 030 144
748 Transmission Shafts And Cranks	408 076	2 841 936	2 390 280	9 624 258
775 Household Type, Electrical/Non-Electrical Equipments	780 556	3 041 624	2 140 196	9 054 653
LAINNYA	22 455 889	29 388 325	132 020 319	148 048 963
<b>SUB TOTAL</b>	<b>23 826 216</b>	<b>37 433 600</b>	<b>373 140 662</b>	<b>276 724 653</b>
<b>INDIA</b>				
764 Telecommunication Equipments And Parts	259 666	43 871 939	1 048 319	156 721 440
511 Hydrocarbon And Their Halogenated, Nitrated Derivatives	14 042 901	13 470 083	107 159 574	85 031 811
081 Feeding Stuff For Animals	28 839 983	8 011 462	228 852 379	73 803 589

**I.6 IMPOR KOMODITI MENURUT NEGARA ASAL / IMPORT BY COUNTRY OF ORIGIN  
DAN LIMA GOLONGAN BARANG (SITC) UTAMA / AND FIVE MAJOR SITC COMMODITY GROUP  
\*\* JUNI / JUNE 2009 \*\***

Negara Asal/SITC/Uraian Golongan Barang <i>Country of Origin/SITC/group Description</i>	Berat Bersih / <i>Net Weight (Kg)</i>		Nilai CIF / <i>CIF Value (US\$)</i>	
	Bulan ini <i>Current month</i>	Kumulatif <i>Cum. Jan to date</i>	Bulan ini <i>Current month</i>	Kumulatif <i>Cum. Jan to date</i>
222 Oil Seeds Use For Extraction Ofsoft Fixed Vegetable Oils	17 402 175	16 288 900	73 412 628	73 281 640
334 Petroleum Products, Refined	801 635	757 589	112 903 061	58 573 151
LAINNYA	169 994 429	113 722 587	621 416 457	542 031 996
<b>SUB TOTAL</b>	<b>231 340 789</b>	<b>196 122 560</b>	<b>1 144 792 418</b>	<b>989 443 627</b>
<b>PAKISTAN</b>				
793 Ships, Boats, And Floating Structures	9 405 000	6 646 368	9 405 000	6 646 368
652 Cotton Fabrics, Woven	188 052	996 689	1 529 470	5 268 799
263 Cotton	887 506	1 137 614	2 629 148	3 288 521
651 Textile Yarns	655 408	1 155 739	1 333 666	2 399 703
653 Fabrics, Woven, Of Man-Made Fibres	213 288	798 289	571 294	2 222 515
LAINNYA	556 834	923 268	4 607 404	9 923 362
<b>SUB TOTAL</b>	<b>11 906 088</b>	<b>11 657 967</b>	<b>20 075 982</b>	<b>29 749 268</b>
<b>BANGLADESH</b>				
658 Made-Up Articles, Wholly/Chiefly Of Textile Materials	1 812 197	1 284 828	4 526 966	3 990 698
651 Textile Yarns	676 000	453 860	3 037 144	2 089 143
611 Leathers	65	2 070	19 206	886 453
264 Jute And Other Textile Bast Fibres	267 103	144 664	1 628 384	802 183
542 Medicaments, Including Veterinary Medicaments	303	81 758	5 736	557 868
LAINNYA	94 002	268 057	899 021	2 338 593
<b>SUB TOTAL</b>	<b>2 849 670</b>	<b>2 235 237</b>	<b>10 116 457</b>	<b>10 664 938</b>
<b>SRI LANKA</b>				
046 Meal And Flour Of Wheat And Flour Of Meslin	19 413 000	7 206 336	56 743 451	27 184 586
074 Tea And Mate	2	20	179 371	634 891
651 Textile Yarns	0	0	80 839	576 285
656 Tulle,Lace,Embroidery,Ribbons,Trimmings And Other Small Wares	1 312	30 366	7 619	506 874
652 Cotton Fabrics, Woven	9 181	76 758	71 794	504 025
LAINNYA	128 486	538 044	779 824	3 179 541
<b>SUB TOTAL</b>	<b>19 551 981</b>	<b>7 851 524</b>	<b>57 862 898</b>	<b>32 586 202</b>
<b>AFGHANISTAN</b>				
057 Fruit And Nut; Fresh Or Dried	0	0	19 500	28 275
652 Cotton Fabrics, Woven	0	0	3	62
LAINNYA	0	0	0	0
<b>SUB TOTAL</b>	<b>0</b>	<b>0</b>	<b>19 503</b>	<b>28 337</b>
<b>INDONESIA</b>				
036 Crustaceans, Molluscs, And Aquatic Invertebrates	23 815	174 075	288 360	2 163 895
034 Fish, Fresh, Chilled Or Frozen	27 425	193 644	234 263	944 123
896 Works Of Art, Collectors Pieces And Antiques	58	3 627	780	716 103
098 Edible Products And Preparations	221 315	311 864	346 784	614 457
037 Fish, Crustaceans, Molluscs, And Other Aquatic Invertebrates; Prepar	40 424	315 154	82 307	519 657
LAINNYA	369 759	913 582	1 496 145	4 326 949
<b>SUB TOTAL</b>	<b>682 796</b>	<b>1 911 946</b>	<b>2 448 639</b>	<b>9 285 184</b>
<b>IRAQ</b>				
057 Fruit And Nut; Fresh Or Dried	1 046 640	400 820	1 046 640	400 820
LAINNYA	0	0	0	0
<b>SUB TOTAL</b>	<b>1 046 640</b>	<b>400 820</b>	<b>1 046 640</b>	<b>400 820</b>
<b>IRAN (ISLAMIC REPUBLIC OF)</b>				
511 Hydrocarbon And Their Halogenated, Nitrated Derivatives	22 937 388	16 591 000	112 485 945	73 133 116
342 Liquefied Propane And Butane	36 559 339	16 180 783	164 376 865	72 821 461
334 Petroleum Products, Refined	5 055 792	4 290 430	17 282 840	13 878 495
562 Fertilizers, Manufactured	5 200 000	2 749 305	12 700 000	7 439 805
335 Residual Petroleum Products, And Related Materials	15 816	7 671	6 131 750	2 816 177

**I.6 IMPOR KOMODITI MENURUT NEGARA ASAL / IMPORT BY COUNTRY OF ORIGIN  
DAN LIMA GOLONGAN BARANG (SITC) UTAMA / AND FIVE MAJOR SITC COMMODITY GROUP  
\*\* JUNI / JUNE 2009 \*\***

Negara Asal/SITC/Uraian Golongan Barang <i>Country of Origin/SITC/group Description</i>	Berat Bersih / <i>Net Weight (Kg)</i>		Nilai CIF / <i>CIF Value (US\$)</i>	
	Bulan ini <i>Current month</i>	Kumulatif <i>Cum. Jan to date</i>	Bulan ini <i>Current month</i>	Kumulatif <i>Cum. Jan to date</i>
LAINNYA	2 443 228	1 198 337	12 718 726	4 914 092
SUB TOTAL	72 211 563	41 017 526	325 696 126	175 003 146
<b>SAUDI ARABIA</b>				
333 Petroleum Oil, Crude	470 973 720	218 370 616	2 165 884 917	862 566 635
511 Hydrocarbon And Their Halogenated, Nitrated Derivatives	28 634 080	19 818 645	159 719 428	105 392 869
334 Petroleum Products, Refined	3 800 773	3 149 625	201 641 096	82 437 344
342 Liquefied Propane And Butane	0	0	111 793 800	55 067 205
512 Alcohols, Phenols, Phenol-Alcohols And Their Halogenated	7 460 738	4 798 460	80 894 803	47 678 133
LAINNYA	5 922 007	6 245 492	50 461 402	54 395 188
SUB TOTAL	516 791 318	252 382 838	2 770 395 446	1 207 537 374
<b>ISRAEL</b>				
764 Telecommunication Equipments And Parts	1 828	257 246	12 306	1 591 990
726 Printing/Book Binding Machinery And Parts	10 128	537 339	28 353	1 427 197
541 Medicinal And Pharmaceutical Products	2 418	191 230	10 686	641 025
771 Electric Power Machinery And Parts	0	0	2 110	394 745
776 Thermionic, Cold Cathode, And Photo Cathode Valves/Tubes	25	113 319	246	386 611
LAINNYA	13 057	286 858	86 829	1 502 025
SUB TOTAL	27 456	1 385 992	140 530	5 943 593
<b>KUWAIT</b>				
334 Petroleum Products, Refined	86 941 000	44 236 277	932 364 000	403 807 850
512 Alcohols, Phenols, Phenol-Alcohols And Their Halogenated	3 658 338	2 131 897	22 596 120	12 963 398
571 Polymers Of Ethylene In Primary Forms	1 894 453	1 593 303	11 105 203	8 979 258
522 Inorganic Chemical Elements, Oxides And Halogen Salts	0	0	11 500 000	2 070 000
335 Residual Petroleum Products, And Related Materials	4 080 000	1 715 191	4 080 000	1 715 191
LAINNYA	101 842	24 478	1 399 466	1 232 925
SUB TOTAL	96 675 633	49 701 146	983 044 789	430 768 622
<b>JORDAN</b>				
272 Fertilizers, Crude	95 100 000	17 829 300	326 760 000	90 295 230
562 Fertilizers, Manufactured	150 000	103 500	800 000	492 000
752 Automatic Data Processing Machines And Their Units	0	0	229	100 800
784 Parts And Accessories Of The Motor Vehicles	4 282	84 012	4 282	84 012
776 Thermionic, Cold Cathode, And Photo Cathode Valves/Tubes	0	0	140	34 818
LAINNYA	68	4 436	57 968	121 873
SUB TOTAL	95 254 350	18 021 248	327 622 619	91 128 733
<b>LEBANON</b>				
892 Printed Matter	12 001	40 110	111 227	259 257
727 Food Processing Machines And Parts	8 601	79 000	8 601	79 000
773 Equipment For Distributing Electricity	0	0	2 153	69 305
845 Articles Of Apparel	0	0	4 629	46 238
699 Manufactures Of Base Metals	0	0	1 287	44 264
LAINNYA	863	23 481	2 751	38 115
SUB TOTAL	21 465	142 591	130 648	536 179
<b>YEMEN</b>				
611 Leathers	12 760	70 000	54 190	203 377
873 Meters And Counters	7 760	85 085	7 760	85 085
288 Non-Ferrous Base Metal Waste And Scraps	0	0	19 030	65 970
778 Electrical Machinery And Apparatus	2	8	10 302	30 768
522 Inorganic Chemical Elements, Oxides And Halogen Salts	0	0	124	24 223
LAINNYA	119	501	2 842	12 932
SUB TOTAL	20 641	155 594	94 248	422 355
<b>OMAN</b>				

**I.6 IMPOR KOMODITI MENURUT NEGARA ASAL / IMPORT BY COUNTRY OF ORIGIN  
DAN LIMA GOLONGAN BARANG (SITC) UTAMA / AND FIVE MAJOR SITC COMMODITY GROUP  
\*\* JUNI / JUNE 2009 \*\***

Negara Asal/SITC/Uraian Golongan Barang <i>Country of Origin/SITC/group Description</i>	Berat Bersih / <i>Net Weight (Kg)</i>		Nilai CIF / <i>CIF Value (US\$)</i>	
	Bulan ini <i>Current month</i>	Kumulatif <i>Cum. Jan to date</i>	Bulan ini <i>Current month</i>	Kumulatif <i>Cum. Jan to date</i>
684 Alumunium	4 441 988	6 716 089	14 819 980	21 974 859
575 Other Plastics In Primary Forms	0	0	1 237 500	671 469
792 Aircraft And Associated Equipments And Parts	0	0	3 784	67 970
771 Electric Power Machinery And Parts	0	0	113	11 038
742 Pumps For Liquid And Parts	0	0	335	7 122
LAINNYA	25	1 036	908	9 688
<b>SUB TOTAL</b>	<b>4 442 013</b>	<b>6 717 125</b>	<b>16 062 620</b>	<b>22 742 146</b>
<b>SYRIA ARAB REPUBLIC</b>				
334 Petroleum Products, Refined	0	0	1 184 661	462 610
611 Leathers	0	0	17 860	137 700
892 Printed Matter	0	0	42 004	49 809
655 Knitted Or Crocheted Fabrics	0	0	1 620	40 549
056 Vegetables, Roots And Tubers, Prepared Or Preserved Nes	0	0	3 717	7 399
LAINNYA	0	0	1 949	7 236
<b>SUB TOTAL</b>	<b>0</b>	<b>0</b>	<b>1 251 811</b>	<b>705 303</b>
<b>TURKEY</b>				
333 Petroleum Oil, Crude	0	0	410 828 853	163 678 178
046 Meal And Flour Of Wheat And Flour Of Meslin	36 200 475	10 911 611	154 851 255	47 179 791
121 Tobacco, Unmanufactured And Refused	30 134	238 759	2 002 326	11 215 574
511 Hydrocarbon And Their Halogenated, Nitrated Derivatives	4 935 516	5 182 292	8 938 892	8 384 993
672 Ingots And Other Iron/Steel In Primary Forms	0	0	15 156 150	6 441 577
LAINNYA	9 233 119	4 963 941	32 995 102	26 698 368
<b>SUB TOTAL</b>	<b>50 399 244</b>	<b>21 296 603</b>	<b>624 772 578</b>	<b>263 598 481</b>
<b>UNITED ARAB EMIRATES</b>				
342 Liquefied Propane And Butane	0	0	109 611 000	48 442 495
684 Alumunium	339 686	683 497	2 801 900	5 698 872
081 Feeding Stuff For Animals	778 320	222 472	16 180 020	3 777 988
571 Polymers Of Ethylene In Primary Forms	858 000	971 275	3 464 997	3 509 636
772 Electrical Apparatus For Making And Breaking Electrical Circuits	32 401	1 030 800	78 871	2 765 375
LAINNYA	4 474 257	3 376 761	13 689 699	12 968 349
<b>SUB TOTAL</b>	<b>6 482 664</b>	<b>6 284 805</b>	<b>145 826 487</b>	<b>77 162 715</b>
<b>QATAR</b>				
342 Liquefied Propane And Butane	0	0	159 569 812	70 691 277
511 Hydrocarbon And Their Halogenated, Nitrated Derivatives	5 773 548	3 820 858	49 326 921	30 412 965
334 Petroleum Products, Refined	0	0	49 957 041	24 236 067
598 Miscellaneous Chemical Products	0	0	5 951 852	9 882 492
562 Fertilizers, Manufactured	0	0	13 199 998	3 920 399
LAINNYA	127 500	145 605	8 849 925	3 926 708
<b>SUB TOTAL</b>	<b>5 901 048</b>	<b>3 966 463</b>	<b>286 855 549</b>	<b>143 069 908</b>
<b>BAHRAIN</b>				
334 Petroleum Products, Refined	0	0	44 949 020	18 467 058
684 Alumunium	458 597	763 786	1 673 326	3 025 188
522 Inorganic Chemical Elements, Oxides And Halogen Salts	0	0	8 871 044	1 907 274
672 Ingots And Other Iron/Steel In Primary Forms	0	0	1 147 090	476 042
675 Flat Rolled Products And Alloy Steels	33 459	55 743	115 007	204 904
LAINNYA	307 762	94 802	1 129 829	391 980
<b>SUB TOTAL</b>	<b>799 818</b>	<b>914 331</b>	<b>57 885 316</b>	<b>24 472 446</b>
<b>CYPRUS</b>				
273 Stone, Sand And Gravel	0	0	109 000	34 766
893 Article Of Plastics	0	0	4 438	6 545
872 Medical Instruments And Appliances	0	0	83	5 730
895 Office And Stationery Supplies	0	0	1 572	2 318
726 Printing/Book Binding Machinery And Parts	0	0	272	402



**I.6 IMPOR KOMODITI MENURUT NEGARA ASAL / IMPORT BY COUNTRY OF ORIGIN  
DAN LIMA GOLONGAN BARANG (SITC) UTAMA / AND FIVE MAJOR SITC COMMODITY GROUP  
\*\* JUNI / JUNE 2009 \*\***

Negara Asal/SITC/Uraian Golongan Barang <i>Country of Origin/SITC/group Description</i>	Berat Bersih / <i>Net Weight (Kg)</i>		Nilai CIF / <i>CIF Value (US\$)</i>	
	Bulan ini <i>Current month</i>	Kumulatif <i>Cum. Jan to date</i>	Bulan ini <i>Current month</i>	Kumulatif <i>Cum. Jan to date</i>
LAINNYA	0	0	0	0
SUB TOTAL	0	0	115 365	49 761
<b>EGYPT</b>				
562 Fertilizers, Manufactured	42 528 204	5 894 129	100 833 204	15 786 803
272 Fertilizers, Crude	38 060 000	5 112 600	68 090 000	9 142 746
061 Sugar, Molasses, And Honey	4 229	9 450	19 905 810	4 250 643
057 Fruit And Nut; Fresh Or Dried	1 021 359	844 986	3 665 324	2 825 703
611 Leathers	24 000	174 099	112 500	815 475
LAINNYA	1 075 445	1 142 646	2 471 080	3 544 485
SUB TOTAL	82 713 237	13 177 910	195 077 918	36 365 855
<b>LIBYAN ARAB JAMAHIRIYA</b>				
333 Petroleum Oil, Crude	0	0	262 559 808	90 012 934
511 Hydrocarbon And Their Halogenated, Nitrated Derivatives	1 978 650	1 699 423	21 934 596	12 980 053
LAINNYA	0	0	0	0
SUB TOTAL	1 978 650	1 699 423	284 494 404	102 992 987
<b>MOROCCO</b>				
334 Petroleum Products, Refined	0	0	25 815 339	10 080 890
842 Women'S Coats/Jacket, Not Knitted	8 471	492 488	37 521	1 924 439
841 Men'S Coats/Jackets, Not Knitted	1 370	74 093	10 662	502 638
845 Articles Of Apparel	944	51 167	6 580	320 138
844 Women'S Coats/Jackets, Knitted	673	36 492	4 452	208 889
LAINNYA	8 069	106 563	59 147	303 203
SUB TOTAL	19 527	760 803	25 933 701	13 340 197
<b>TUNISIA</b>				
057 Fruit And Nut; Fresh Or Dried	780 668	2 381 214	825 419	2 501 703
641 Papers And Paperboards	0	0	1 043 403	1 076 385
251 Pulp And Waste Paper	89 600	178 394	448 000	851 500
523 Metallicsalts And Peroxysalts	600 000	288 625	725 000	372 900
772 Electrical Apparatus For Making And Breaking Electrical Circuits	3 071	77 059	12 499	326 972
LAINNYA	1 622	52 272	19 278	468 412
SUB TOTAL	1 474 961	2 977 564	3 073 599	5 597 872
<b>ALGERIA</b>				
333 Petroleum Oil, Crude	0	0	124 675 498	54 007 305
057 Fruit And Nut; Fresh Or Dried	0	0	24 000	24 000
699 Manufactures Of Base Metals	0	0	360	9 758
LAINNYA	0	0	0	0
SUB TOTAL	0	0	124 699 858	54 041 063
<b>SUDAN</b>				
333 Petroleum Oil, Crude	78 398 795	39 011 213	507 188 626	215 026 385
273 Stone, Sand And Gravel	134	474	17 999	37 258
896 Works Of Art, Collectors Pieces And Antiques	0	0	12 709	22 033
831 Travel Goods	0	0	42	72
746 Ball Or Roller Bearings	8	68	8	68
LAINNYA	0	0	0	0
SUB TOTAL	78 398 937	39 011 755	507 219 384	215 085 816
<b>ERITREA</b>				
656 Tulle,Lace,Embroidery,Ribbons,Trimmings And Other Small Wares	91	4 013	91	4 013
776 Thermionic, Cold Cathode, And Photo Cathode Valves/Tubes	0	0	1	1 000
873 Meters And Counters	0	0	4	711
695 Tools For Used In The Hand Or In Machines	0	0	9	552
LAINNYA	0	0	0	0

**I.6 IMPOR KOMODITI MENURUT NEGARA ASAL / IMPORT BY COUNTRY OF ORIGIN  
DAN LIMA GOLONGAN BARANG (SITC) UTAMA / AND FIVE MAJOR SITC COMMODITY GROUP  
\*\* JUNI / JUNE 2009 \*\***

Negara Asal/SITC/Uraian Golongan Barang <i>Country of Origin/SITC/group Description</i>	Berat Bersih / <i>Net Weight (Kg)</i>		Nilai CIF / <i>CIF Value (US\$)</i>	
	Bulan ini <i>Current month</i>	Kumulatif <i>Cum. Jan to date</i>	Bulan ini <i>Current month</i>	Kumulatif <i>Cum. Jan to date</i>
SUB TOTAL	91	4 013	105	6 276
<b>LESOTHO</b>				
845 Articles Of Apparel	0	0	18	698
LAINNYA	0	0	0	0
SUB TOTAL	0	0	18	698
<b>NAMIBIA</b>				
686 Zinc	543 895	876 035	4 443 403	6 306 343
641 Papers And Paperboards	146	892	146	892
LAINNYA	0	0	0	0
SUB TOTAL	544 041	876 927	4 443 549	6 307 235
<b>ETHIOPIA</b>				
211 Hides And Skins, Raw	0	0	68 791	616 117
611 Leathers	582	28 640	3 708	198 153
075 Spices	15 000	18 000	75 000	90 000
071 Coffee And Coffee Substitutes	0	0	36 078	86 402
LAINNYA	0	0	0	0
SUB TOTAL	15 582	46 640	183 577	990 672
<b>TANZANIA, UNITED REPUBLIC OF</b>				
263 Cotton	920 658	755 262	3 198 748	3 220 163
222 Oil Seeds Use For Extraction Ofsoft Fixed Vegetable Oils	136 500	50 018	597 524	378 849
292 Crude Vegetable Materials	0	0	200 000	320 000
071 Coffee And Coffee Substitutes	0	0	54 000	82 900
248 Wood,Simply Worked And Railway Sleeper Of Wood	0	0	25 375	41 978
LAINNYA	0	0	1 423	12 214
SUB TOTAL	1 057 158	805 280	4 077 070	4 056 104
<b>MADAGASCAR</b>				
551 Essential Oils, Perfumes, And Flavour Materials	17 600	105 600	246 400	1 633 760
287 Ores And Concentrates Of Basemetals	0	0	215 560	150 914
843 Men'S Coats/Jackets, Knitted	0	0	1 172	35 752
265 Vegetable Textile Fibres,Raw Or Processed;Waste Of These Fibres	0	0	25 284	27 560
845 Articles Of Apparel	0	0	640	19 564
LAINNYA	77	4 961	23 056	23 934
SUB TOTAL	17 677	110 561	512 112	1 891 484
<b>KENYA</b>				
074 Tea And Mate	77 721	193 491	920 389	2 086 281
263 Cotton	0	0	695 470	893 228
642 Paper And Paperboard Cut To Size/Shape And Article Of Papers	0	0	386 400	823 040
611 Leathers	13 505	114 948	71 891	683 868
292 Crude Vegetable Materials	0	0	284 724	455 541
LAINNYA	40 470	78 528	225 435	377 116
SUB TOTAL	131 696	386 967	2 584 309	5 319 074
<b>REUNION</b>				
251 Pulp And Waste Paper	0	0	3 586 413	371 925
742 Pumps For Liquid And Parts	0	0	375	10 724
874 Measuring, Checking, Analysing, And Controlling Instrument And Appa	0	0	14	4 524
LAINNYA	0	0	0	0
SUB TOTAL	0	0	3 586 802	387 173
<b>MOZAMBIQUE</b>				
263 Cotton	116 863	162 693	705 643	885 145
287 Ores And Concentrates Of Basemetals	49 700	25 160	247 800	170 927

**I.6 IMPOR KOMODITI MENURUT NEGARA ASAL / IMPORT BY COUNTRY OF ORIGIN  
DAN LIMA GOLONGAN BARANG (SITC) UTAMA / AND FIVE MAJOR SITC COMMODITY GROUP  
\*\* JUNI / JUNE 2009 \*\***

Negara Asal/SITC/Uraian Golongan Barang <i>Country of Origin/SITC/group Description</i>	Berat Bersih / <i>Net Weight (Kg)</i>		Nilai CIF / <i>CIF Value (US\$)</i>	
	Bulan ini <i>Current month</i>	Kumulatif <i>Cum. Jan to date</i>	Bulan ini <i>Current month</i>	Kumulatif <i>Cum. Jan to date</i>
752 Automatic Data Processing Machines And Their Units	0	0	3 944	57 158
222 Oil Seeds Use For Extraction Ofsoft Fixed Vegetable Oils	0	0	148 815	56 550
685 Lead	0	0	24 497	45 074
LAINNYA	0	0	0	0
<b>SUB TOTAL</b>	<b>166 563</b>	<b>187 853</b>	<b>1 130 699</b>	<b>1 214 854</b>
<b>BOTSWANA</b>				
658 Made-Up Articles, Wholly/Chiefly Of Textile Materials	0	0	88	1 526
LAINNYA	0	0	0	0
<b>SUB TOTAL</b>	<b>0</b>	<b>0</b>	<b>88</b>	<b>1 526</b>
<b>TOGO</b>				
263 Cotton	550 726	630 111	1 961 414	2 326 390
222 Oil Seeds Use For Extraction Ofsoft Fixed Vegetable Oils	0	0	266 300	119 836
642 Paper And Paperboard Cut To Size/Shape And Article Of Papers	0	0	30 756	83 179
657 Special Yarns,Textile Fabrics	0	0	2 461	16 721
892 Printed Matter	0	0	1 481	10 063
LAINNYA	0	0	707	5 952
<b>SUB TOTAL</b>	<b>550 726</b>	<b>630 111</b>	<b>2 263 119</b>	<b>2 562 141</b>
<b>GHANA</b>				
072 Cocoa	1 050 000	3 042 563	6 850 000	19 819 077
287 Ores And Concentrates Of Basemetals	0	0	53 580	29 959
248 Wood,Simply Worked And Railway Sleeper Of Wood	0	0	11 510	25 882
874 Measuring, Checking, Analysing, And Controlling Instrument And Appa	130	10 813	130	10 813
001 Live Animals Other Than Fish	0	0	49	361
LAINNYA	0	0	0	0
<b>SUB TOTAL</b>	<b>1 050 130</b>	<b>3 053 376</b>	<b>6 915 269</b>	<b>19 886 092</b>
<b>LIBERIA</b>				
653 Fabrics, Woven, Of Man-Made Fibres	0	0	1 378	20 705
651 Textile Yarns	0	0	355	852
LAINNYA	0	0	0	0
<b>SUB TOTAL</b>	<b>0</b>	<b>0</b>	<b>1 733</b>	<b>21 557</b>
<b>GUINEA</b>				
248 Wood,Simply Worked And Railway Sleeper Of Wood	43 394	39 692	43 394	39 692
629 Articles Of Rubbers	8	459	8	459
633 Cork Manufactures	5	290	5	290
748 Transmission Shafts And Cranks	1	39	1	39
713 Internal Combustion Piston Engines And Parts	1	31	1	31
LAINNYA	0	0	0	0
<b>SUB TOTAL</b>	<b>43 409</b>	<b>40 511</b>	<b>43 409</b>	<b>40 511</b>
<b>ANGOLA</b>				
679 Tubes, Pipes, Hollow Profile, Pipe Fitting Of Iron/Steel	0	0	55 458	106 369
723 Civil Engineering And Contractor Plants And Equipments/Parts	0	0	29 677	37 514
282 Waste And Scrap Metal Of Iron/Steel	25 402	16 943	25 402	16 943
LAINNYA	0	0	0	0
<b>SUB TOTAL</b>	<b>25 402</b>	<b>16 943</b>	<b>110 537</b>	<b>160 826</b>
<b>CONGO</b>				
282 Waste And Scrap Metal Of Iron/Steel	0	0	341 300	206 487
248 Wood,Simply Worked And Railway Sleeper Of Wood	0	0	90 170	122 287
247 Wood In The Rough Or Roughly Squared	0	0	38 815	32 882
728 Other Machines And Equipment Specialized For Particular Industry	0	0	5 512	19 300
742 Pumps For Liquid And Parts	0	0	428	1 500
LAINNYA	0	0	46	824

**I.6 IMPOR KOMODITI MENURUT NEGARA ASAL / IMPORT BY COUNTRY OF ORIGIN  
DAN LIMA GOLONGAN BARANG (SITC) UTAMA / AND FIVE MAJOR SITC COMMODITY GROUP  
\*\* JUNI / JUNE 2009 \*\***

Negara Asal/SITC/Uraian Golongan Barang <i>Country of Origin/SITC/group Description</i>	Berat Bersih / <i>Net Weight (Kg)</i>		Nilai CIF / <i>CIF Value (US\$)</i>	
	Bulan ini <i>Current month</i>	Kumulatif <i>Cum. Jan to date</i>	Bulan ini <i>Current month</i>	Kumulatif <i>Cum. Jan to date</i>
SUB TOTAL	0	0	476 271	383 280
<b>CAMEROON</b>				
072 Cocoa	0	0	1 388 358	3 572 340
263 Cotton	195 867	196 473	633 730	914 288
248 Wood,Simply Worked And Railway Sleeper Of Wood	172 054	174 813	391 645	412 697
772 Electrical Apparatus For Making And Breaking Electrical Circuits	0	0	5 733	27 098
653 Fabrics, Woven, Of Man-Made Fibres	0	0	3 856	20 523
LAINNYA	22	1 131	29 218	55 023
SUB TOTAL	367 943	372 417	2 452 540	5 001 969
<b>NIGERIA</b>				
333 Petroleum Oil, Crude	127 513 000	59 730 928	886 576 321	361 880 111
263 Cotton	0	0	507 614	678 278
248 Wood,Simply Worked And Railway Sleeper Of Wood	0	0	118 827	85 220
072 Cocoa	12 192	10 241	12 192	10 241
653 Fabrics, Woven, Of Man-Made Fibres	0	0	32	40
LAINNYA	0	0	0	0
SUB TOTAL	127 525 192	59 741 169	887 214 986	362 653 890
<b>SIERRA LEONE</b>				
771 Electric Power Machinery And Parts	0	0	16	2 818
778 Electrical Machinery And Apparatus	136	392	1 108	1 514
716 Rotating Electric Plants And Parts	0	0	3	434
743 Pumps, Compressors, Fans, Blowers, Centrifuges, And Parts	17	84	29	179
713 Internal Combustion Piston Engines And Parts	0	0	3	50
LAINNYA	0	0	19	66
SUB TOTAL	153	476	1 178	5 061
<b>GABON</b>				
635 Wood Manufactures	0	0	88 150	208 135
248 Wood,Simply Worked And Railway Sleeper Of Wood	0	0	68 873	56 871
728 Other Machines And Equipment Specialized For Particular Industry	0	0	3 357	51 570
748 Transmission Shafts And Cranks	0	0	6	263
LAINNYA	0	0	0	0
SUB TOTAL	0	0	160 386	316 839
<b>COTE D'IVOIRE</b>				
072 Cocoa	0	0	1 652 338	4 531 162
263 Cotton	184 207	218 170	2 123 948	2 815 002
288 Non-Ferrous Base Metal Waste And Scraps	0	0	19 235	78 911
057 Fruit And Nut; Fresh Or Dried	0	0	100 776	75 582
248 Wood,Simply Worked And Railway Sleeper Of Wood	21 525	25 486	21 525	25 486
LAINNYA	0	0	0	0
SUB TOTAL	205 732	243 656	3 917 822	7 526 143
<b>SENEGAL</b>				
287 Ores And Concentrates Of Basemetals	0	0	380 080	197 602
752 Automatic Data Processing Machines And Their Units	3 581	175 613	3 581	175 613
676 Iron/Steel Bars, Rods, Angels, Shaped And Sections	0	0	2 139	1 680
723 Civil Engineering And Contractor Plants And Equipments/Parts	0	0	3 036	1 660
735 Parts Of Machine Tools	0	0	2	648
LAINNYA	0	0	0	0
SUB TOTAL	3 581	175 613	388 838	377 203
<b>MAURITANIA</b>				
652 Cotton Fabrics, Woven	0	0	2 430	20 875
LAINNYA	0	0	0	0

**I.6 IMPOR KOMODITI MENURUT NEGARA ASAL / IMPORT BY COUNTRY OF ORIGIN  
DAN LIMA GOLONGAN BARANG (SITC) UTAMA / AND FIVE MAJOR SITC COMMODITY GROUP  
\*\* JUNI / JUNE 2009 \*\***

Negara Asal/SITC/Uraian Golongan Barang <i>Country of Origin/SITC/group Description</i>	Berat Bersih / <i>Net Weight (Kg)</i>		Nilai CIF / <i>CIF Value (US\$)</i>	
	Bulan ini <i>Current month</i>	Kumulatif <i>Cum. Jan to date</i>	Bulan ini <i>Current month</i>	Kumulatif <i>Cum. Jan to date</i>
SUB TOTAL	0	0	2 430	20 875
<b>MALI</b>				
263 Cotton	205 980	245 216	2 595 797	3 090 958
745 Other Non-Electical Machinery, Tools, And Mechanical Apparatus	0	0	385	5 276
748 Transmission Shafts And Cranks	0	0	42	2 247
694 Nails, Screws, Nuts, Bolts, Rivets Of Iron/Steel Or Copper	0	0	36	476
LAINNYA	0	0	0	0
SUB TOTAL	205 980	245 216	2 596 260	3 098 957
<b>BENIN</b>				
263 Cotton	1 156 872	1 417 251	2 739 926	3 440 202
057 Fruit And Nut; Fresh Or Dried	0	0	496 650	315 718
LAINNYA	0	0	0	0
SUB TOTAL	1 156 872	1 417 251	3 236 576	3 755 920
<b>BURKINA FASO</b>				
263 Cotton	584 087	780 934	1 842 363	2 336 333
575 Other Plastics In Primary Forms	0	0	4 716	27 000
582 Plates, Sheets, And Film Of Plastics	0	0	3 162	18 103
592 Starches, Inulin, And Wheat Glutenal Buminoidal Substances; Glues	0	0	156	892
629 Articles Of Rubbers	0	0	120	684
LAINNYA	0	0	45	254
SUB TOTAL	584 087	780 934	1 850 562	2 383 266
<b>U.S. VIRGIN ISLANDS</b>				
851 Footwears	0	0	395	4 915
751 Office Machines	483	2 103	483	2 103
844 Women'S Coats/Jackets, Knitted	0	0	32	979
845 Articles Of Apparel	0	0	3	71
843 Men'S Coats/Jackets, Knitted	0	0	2	67
LAINNYA	0	0	1	22
SUB TOTAL	483	2 103	916	8 157
<b>SEYCHELLES</b>				
598 Miscellaneous Chemical Products	0	0	1 000	35 270
813 Lighting Fixtures And Fittings	0	0	1 215	3 650
893 Article Of Plastics	0	0	11	34
LAINNYA	0	0	0	0
SUB TOTAL	0	0	2 226	38 954
<b>UGANDA</b>				
263 Cotton	871 512	1 091 838	3 139 571	3 847 445
611 Leathers	0	0	20 139	209 639
287 Ores And Concentrates Of Basemetals	5 040	172 771	5 040	172 771
554 Soap,Cleansing And Polishing Preparations	0	0	1	10
LAINNYA	0	0	0	0
SUB TOTAL	876 552	1 264 609	3 164 751	4 229 865
<b>CENTRAL AFRICAN REPUBLIC</b>				
263 Cotton	361 136	422 943	1 267 172	1 450 154
676 Iron/Steel Bars, Rods, Angels, Shaped And Sections	0	0	2 236	2 646
LAINNYA	0	0	0	0
SUB TOTAL	361 136	422 943	1 269 408	1 452 800
<b>NIGER</b>				

**I.6 IMPOR KOMODITI MENURUT NEGARA ASAL / IMPORT BY COUNTRY OF ORIGIN  
DAN LIMA GOLONGAN BARANG (SITC) UTAMA / AND FIVE MAJOR SITC COMMODITY GROUP  
\*\* JUNI / JUNE 2009 \*\***

Negara Asal/SITC/Uraian Golongan Barang <i>Country of Origin/SITC/group Description</i>	Berat Bersih / <i>Net Weight (Kg)</i>		Nilai CIF / <i>CIF Value (US\$)</i>	
	Bulan ini <i>Current month</i>	Kumulatif <i>Cum. Jan to date</i>	Bulan ini <i>Current month</i>	Kumulatif <i>Cum. Jan to date</i>
273 Stone, Sand And Gravel	0	0	43 179	18 727
694 Nails, Screws, Nuts, Bolts, Rivets Of Iron/Steel Or Copper	0	0	31	124
679 Tubes, Pipes, Hollow Profile, Pipe Fitting Of Iron/Steel	0	0	62	48
751 Office Machines	15	44	15	44
784 Parts And Accessories Of The Motor Vehicles	0	0	1	3
LAINNYA	0	0	0	0
<b>SUB TOTAL</b>	<b>15</b>	<b>44</b>	<b>43 288</b>	<b>18 946</b>
<b>CHAD</b>				
263 Cotton	119 597	151 234	139 450	188 284
LAINNYA	0	0	0	0
<b>SUB TOTAL</b>	<b>119 597</b>	<b>151 234</b>	<b>139 450</b>	<b>188 284</b>
<b>DJIBOUTI</b>				
611 Leathers	0	0	5 175	141 527
LAINNYA	0	0	0	0
<b>SUB TOTAL</b>	<b>0</b>	<b>0</b>	<b>5 175</b>	<b>141 527</b>
<b>SAINT HELENA</b>				
657 Special Yarns,Textile Fabrics	0	0	4 890	57 926
675 Flat Rolled Products And Alloy Steels	0	0	41 178	41 122
711 Steam And Other Vapour Generating Boilers And Parts	0	0	894	4 101
778 Electrical Machinery And Apparatus	34	1 707	35	1 708
747 Taps, Cocks, And Valves For Pipes	0	0	1	7
LAINNYA	0	0	1	1
<b>SUB TOTAL</b>	<b>34</b>	<b>1 707</b>	<b>46 999</b>	<b>104 865</b>
<b>SWAZILAND</b>				
251 Pulp And Waste Paper	0	0	4 360 213	1 727 233
772 Electrical Apparatus For Making And Breaking Electrical Circuits	0	0	5 862	319 067
598 Miscellaneous Chemical Products	89	1 906	11 362	85 765
874 Measuring, Checking, Analysing, And Controlling Instrument And Appa	9	806	1 697	72 616
073 Chocolate And Other Food Preparations Containing Cocoa	3 042	19 259	10 282	70 086
LAINNYA	2 803	65 902	33 809	339 370
<b>SUB TOTAL</b>	<b>5 943</b>	<b>87 873</b>	<b>4 423 225</b>	<b>2 614 137</b>
<b>SOUTH AFRICA</b>				
333 Petroleum Oil, Crude	0	0	132 753 196	52 287 064
251 Pulp And Waste Paper	8 726 552	5 324 667	50 373 948	36 527 491
873 Meters And Counters	21 140	611 468	121 752	4 105 570
057 Fruit And Nut; Fresh Or Dried	937 117	872 692	3 169 245	3 935 660
711 Steam And Other Vapour Generating Boilers And Parts	0	0	574 658	2 966 404
LAINNYA	7 644 796	5 703 047	30 389 598	36 528 327
<b>SUB TOTAL</b>	<b>17 329 605</b>	<b>12 511 874</b>	<b>217 382 397</b>	<b>136 350 516</b>
<b>ZIMBABWE</b>				
263 Cotton	226 370	268 932	3 046 901	4 189 961
121 Tobacco, Unmanufactured And Refused	0	0	376 500	2 449 023
821 Furnitures And Parts	0	0	84	1 331
LAINNYA	0	0	0	0
<b>SUB TOTAL</b>	<b>226 370</b>	<b>268 932</b>	<b>3 423 485</b>	<b>6 640 315</b>
<b>ZAMBIA</b>				
287 Ores And Concentrates Of Basemetals	21 600	10 935	185 650	86 795
LAINNYA	0	0	0	0
<b>SUB TOTAL</b>	<b>21 600</b>	<b>10 935</b>	<b>185 650</b>	<b>86 795</b>

**I.6 IMPOR KOMODITI MENURUT NEGARA ASAL / IMPORT BY COUNTRY OF ORIGIN  
DAN LIMA GOLONGAN BARANG (SITC) UTAMA / AND FIVE MAJOR SITC COMMODITY GROUP  
\*\* JUNI / JUNE 2009 \*\***

Negara Asal/SITC/Uraian Golongan Barang <i>Country of Origin/SITC/group Description</i>	Berat Bersih / <i>Net Weight (Kg)</i>		Nilai CIF / <i>CIF Value (US\$)</i>	
	Bulan ini <i>Current month</i>	Kumulatif <i>Cum. Jan to date</i>	Bulan ini <i>Current month</i>	Kumulatif <i>Cum. Jan to date</i>
<b>MALAWI</b>				
263 Cotton	0	0	715 590	1 057 116
074 Tea And Mate	0	0	540	5 584
222 Oil Seeds Use For Extraction Ofsoft Fixed Vegetable Oils	2 500	950	2 500	950
LAINNYA	0	0	0	0
<b>SUB TOTAL</b>	<b>2 500</b>	<b>950</b>	<b>718 630</b>	<b>1 063 650</b>
<b>MAURITIUS</b>				
651 Textile Yarns	15 914	38 608	1 678 317	2 008 493
575 Other Plastics In Primary Forms	510 000	564 150	1 677 954	1 697 208
679 Tubes, Pipes, Hollow Profile, Pipe Fitting Of Iron/Steel	4 086	35 510	51 876	360 455
676 Iron/Steel Bars, Rods, Angels, Shaped And Sections	0	0	1 130 000	248 031
845 Articles Of Apparel	932	27 749	6 185	138 375
LAINNYA	120 901	185 870	539 176	752 436
<b>SUB TOTAL</b>	<b>651 833</b>	<b>851 887</b>	<b>5 083 508</b>	<b>5 204 998</b>
<b>RWANDA</b>				
699 Manufactures Of Base Metals	0	0	1	3
LAINNYA	0	0	0	0
<b>SUB TOTAL</b>	<b>0</b>	<b>0</b>	<b>1</b>	<b>3</b>
<b>ZAIRE</b>				
571 Polymers Of Ethylene In Primary Forms	53	40	53	40
LAINNYA	0	0	0	0
<b>SUB TOTAL</b>	<b>53</b>	<b>40</b>	<b>53</b>	<b>40</b>
<b>VIRGIN ISLANDS (BRITISH)</b>				
278 Other Crude Minerals	0	0	7 700 000	363 100
899 Other Miscellaneous Manufactured Articles	0	0	37 328	53 158
851 Footwears	1 246	14 903	4 816	52 130
651 Textile Yarns	0	0	25 000	43 250
513 Carboxylic Acids,And Their Anhydrides,Halides,Peroxides	0	0	22 000	16 325
LAINNYA	58	1 128	1 356	15 926
<b>SUB TOTAL</b>	<b>1 304</b>	<b>16 031</b>	<b>7 790 500</b>	<b>543 889</b>
<b>AUSTRALIA</b>				
041 Wheat And Meslin, Unmilled	358 531 055	89 534 572	1 332 697 724	364 688 813
001 Live Animals Other Than Fish	23 433 117	41 897 296	110 712 592	210 551 294
684 Alumunium	9 046 161	15 456 569	32 481 861	65 700 556
285 Aluminium Ores And Concentrates	22 000 000	4 906 000	203 100 000	55 029 740
562 Fertilizers, Manufactured	41 227 224	10 762 544	149 087 405	51 738 699
LAINNYA	412 394 394	192 906 178	1 407 963 845	786 646 848
<b>SUB TOTAL</b>	<b>866 631 951</b>	<b>355 463 159</b>	<b>3 236 043 427</b>	<b>1 534 355 950</b>
<b>NEW ZEALAND</b>				
022 Milk,Cream, And Milk Products Other Than Butter Or Cheese	9 022 141	16 434 797	41 623 749	97 042 859
011 Meat Of Bovine Animals Fresh, Chilled Or Frozen	2 417 980	6 444 301	10 314 108	29 150 974
251 Pulp And Waste Paper	24 492 973	9 355 442	82 086 497	27 766 725
081 Feeding Stuff For Animals	9 816 666	5 464 129	46 315 886	21 515 589
012 Other Meat, Other Edible Meat Offal, Fresh, Chilled Or Frozen	2 179 008	4 188 263	9 900 945	17 781 181
LAINNYA	22 629 855	17 542 906	106 622 119	83 241 996
<b>SUB TOTAL</b>	<b>70 558 623</b>	<b>59 429 838</b>	<b>296 863 304</b>	<b>276 499 324</b>
<b>MICRONESIA, FEDERATED STATES OF</b>				
292 Crude Vegetable Materials	3	217	321	1 076
057 Fruit And Nut; Fresh Or Dried	0	0	5	11
LAINNYA	0	0	0	0

**I.6 IMPOR KOMODITI MENURUT NEGARA ASAL / IMPORT BY COUNTRY OF ORIGIN  
DAN LIMA GOLONGAN BARANG (SITC) UTAMA / AND FIVE MAJOR SITC COMMODITY GROUP  
\*\* JUNI / JUNE 2009 \*\***

Negara Asal/SITC/Uraian Golongan Barang <i>Country of Origin/SITC/group Description</i>	Berat Bersih / <i>Net Weight (Kg)</i>		Nilai CIF / <i>CIF Value (US\$)</i>	
	Bulan ini <i>Current month</i>	Kumulatif <i>Cum. Jan to date</i>	Bulan ini <i>Current month</i>	Kumulatif <i>Cum. Jan to date</i>
SUB TOTAL	3	217	326	1 087
<b>GUAM</b>				
292 Crude Vegetable Materials	0	0	106	282
844 Women'S Coats/Jackets, Knitted	0	0	8	266
057 Fruit And Nut; Fresh Or Dried	0	0	1	1
LAINNYA	0	0	0	0
SUB TOTAL	0	0	115	549
<b>NAURU</b>				
035 Fish, Dried Salted Or In Brine; Smoked Fish	0	0	100	6 236
693 Wire Products And Fencing Grills	0	0	166	620
LAINNYA	0	0	0	0
SUB TOTAL	0	0	266	6 856
<b>NEW CALEDONIA</b>				
575 Other Plastics In Primary Forms	0	0	500	6 024
724 Textile/Leather Machinery And Parts	130	2 056	130	2 056
747 Taps, Cocks, And Valves For Pipes	0	0	60	2 029
629 Articles Of Rubbers	0	0	23	517
666 Pottery	0	0	43	22
LAINNYA	0	0	0	0
SUB TOTAL	130	2 056	756	10 648
<b>NIUE</b>				
694 Nails, Screws, Nuts, Bolts, Rivets Of Iron/Steel Or Copper	0	0	2 371	9 399
LAINNYA	0	0	0	0
SUB TOTAL	0	0	2 371	9 399
<b>VANUATU</b>				
072 Cocoa	50 000	123 126	50 000	123 126
893 Article Of Plastics	0	0	60	346
899 Other Miscellaneous Manufactured Articles	0	0	30	173
LAINNYA	0	0	0	0
SUB TOTAL	50 000	123 126	50 090	123 645
<b>BRITISH INDIAN OCEAN TERRITORY</b>				
081 Feeding Stuff For Animals	367 535	115 045	655 865	177 901
821 Furnitures And Parts	0	0	5 290	3 339
713 Internal Combustion Piston Engines And Parts	0	0	16	263
LAINNYA	0	0	0	0
SUB TOTAL	367 535	115 045	661 171	181 503
<b>OTH.OCEANIA</b>				
899 Other Miscellaneous Manufactured Articles	0	0	73	2 093
LAINNYA	0	0	0	0
SUB TOTAL	0	0	73	2 093
<b>AMERICAN SAMOA</b>				
263 Cotton	0	0	520 169	850 277
764 Telecommunication Equipments And Parts	0	0	14 900	427 975
743 Pumps, Compressors, Fans, Blowers, Centrifuges, And Parts	146 143	70 010	579 492	217 494
781 Passengger Motor Cars	0	0	18 197	142 443
232 Synthetic Rubber Latex, Synthetic/Reclaimed Rubber	98 854	61 341	157 881	98 030
LAINNYA	171	4 312	27 339	115 597
SUB TOTAL	245 168	135 663	1 317 978	1 851 816



**I.6 IMPOR KOMODITI MENURUT NEGARA ASAL / IMPORT BY COUNTRY OF ORIGIN  
DAN LIMA GOLONGAN BARANG (SITC) UTAMA / AND FIVE MAJOR SITC COMMODITY GROUP  
\*\* JUNI / JUNE 2009 \*\***

Negara Asal/SITC/Uraian Golongan Barang <i>Country of Origin/SITC/group Description</i>	Berat Bersih / <i>Net Weight (Kg)</i>		Nilai CIF / <i>CIF Value (US\$)</i>	
	Bulan ini <i>Current month</i>	Kumulatif <i>Cum. Jan to date</i>	Bulan ini <i>Current month</i>	Kumulatif <i>Cum. Jan to date</i>
<b>COOK ISLANDS</b>				
744 Mechanical Handling Equipments And Parts	0	0	10 378	553 068
725 Papermill/Pulpmill Machinery And Paper Cutting Machines	7 776	24 061	9 608	171 883
771 Electric Power Machinery And Parts	2 400	42 016	29 680	151 962
728 Other Machines And Equipment Specialized For Particular Industry	0	0	4 577	113 347
695 Tools For Used In The Hand Or In Machines	0	0	1 571	70 168
LAINNYA	734	22 592	8 173	130 144
<b>SUB TOTAL</b>	<b>10 910</b>	<b>88 669</b>	<b>63 987</b>	<b>1 190 572</b>
<b>FIJI</b>				
655 Knitted Or Crocheted Fabrics	0	0	1 083	9 894
653 Fabrics, Woven, Of Man-Made Fibres	0	0	449	3 580
034 Fish, Fresh, Chilled Or Frozen	10	265	10	265
LAINNYA	0	0	0	0
<b>SUB TOTAL</b>	<b>10</b>	<b>265</b>	<b>1 542</b>	<b>13 739</b>
<b>MARSHALL ISLANDS</b>				
792 Aircraft And Associated Equipments And Parts	0	0	9	132 312
742 Pumps For Liquid And Parts	0	0	5	76 534
874 Measuring, Checking, Analysing, And Controlling Instrument And Apparatus	0	0	2	27 958
772 Electrical Apparatus For Making And Breaking Electrical Circuits	0	0	1	9 921
LAINNYA	0	0	0	0
<b>SUB TOTAL</b>	<b>0</b>	<b>0</b>	<b>17</b>	<b>246 725</b>
<b>SAMOA</b>				
653 Fabrics, Woven, Of Man-Made Fibres	0	0	4 535	44 924
515 Organo-Inorganic And Heterocyclic Compounds	0	0	1 000	18 000
541 Medicinal And Pharmaceutical Products	75	12 750	75	12 750
772 Electrical Apparatus For Making And Breaking Electrical Circuits	0	0	60	1 282
773 Equipment For Distributing Electricity	0	0	28	655
LAINNYA	0	0	0	0
<b>SUB TOTAL</b>	<b>75</b>	<b>12 750</b>	<b>5 698</b>	<b>77 611</b>
<b>SOLOMON ISLANDS</b>				
072 Cocoa	360 000	981 810	615 000	1 668 295
246 Wood In Chips Or Particles And Waste	5 000 000	434 346	5 000 000	434 346
282 Waste And Scrap Metal Of Iron/Steel	0	0	92 150	53 447
LAINNYA	0	0	0	0
<b>SUB TOTAL</b>	<b>5 360 000</b>	<b>1 416 156</b>	<b>5 707 150</b>	<b>2 156 088</b>
<b>TONGA</b>				
048 Cereal Preparations And Preparations Of Flours/Starches Of Fruit	0	0	1 691	11 019
292 Crude Vegetable Materials	0	0	316	2 043
LAINNYA	0	0	0	0
<b>SUB TOTAL</b>	<b>0</b>	<b>0</b>	<b>2 007</b>	<b>13 062</b>
<b>TUVALU</b>				
793 Ships, Boats, And Floating Structures	0	0	872 000	364 716
776 Thermionic, Cold Cathode, And Photo Cathode Valves/Tubes	0	0	20	2 424
LAINNYA	0	0	0	0
<b>SUB TOTAL</b>	<b>0</b>	<b>0</b>	<b>872 020</b>	<b>367 140</b>
<b>UNITED STATES MINOR OUTLYING ISLAND</b>				
694 Nails, Screws, Nuts, Bolts, Rivets Of Iron/Steel Or Copper	0	0	1	6
LAINNYA	0	0	0	0
<b>SUB TOTAL</b>	<b>0</b>	<b>0</b>	<b>1</b>	<b>6</b>

**I.6 IMPOR KOMODITI MENURUT NEGARA ASAL / IMPORT BY COUNTRY OF ORIGIN  
DAN LIMA GOLONGAN BARANG (SITC) UTAMA / AND FIVE MAJOR SITC COMMODITY GROUP  
\*\* JUNI / JUNE 2009 \*\***

Negara Asal/SITC/Uraian Golongan Barang <i>Country of Origin/SITC/group Description</i>	Berat Bersih / <i>Net Weight (Kg)</i>		Nilai CIF / <i>CIF Value (US\$)</i>	
	Bulan ini <i>Current month</i>	Kumulatif <i>Cum. Jan to date</i>	Bulan ini <i>Current month</i>	Kumulatif <i>Cum. Jan to date</i>
<b>COCOS (KEELING) ISLANDS</b>				
664 Glass	0	0	8 042	18 749
699 Manufactures Of Base Metals	0	0	10 000	8 040
LAINNYA	0	0	0	0
<b>SUB TOTAL</b>	<b>0</b>	<b>0</b>	<b>18 042</b>	<b>26 789</b>
<b>TOKELAU</b>				
679 Tubes, Pipes, Hollow Profile, Pipe Fitting Of Iron/Steel	0	0	118	593
747 Taps, Cocks, And Valves For Pipes	0	0	32	95
651 Textile Yarns	0	0	16	54
LAINNYA	0	0	0	0
<b>SUB TOTAL</b>	<b>0</b>	<b>0</b>	<b>166</b>	<b>742</b>
<b>EAST TIMOR</b>				
071 Coffee And Coffee Substitutes	17 500	28 875	139 080	215 567
223 Oil Seeds Use For Extraction Of Other Fixed Vegetable Oils	0	0	11 000	5 500
LAINNYA	0	0	0	0
<b>SUB TOTAL</b>	<b>17 500</b>	<b>28 875</b>	<b>150 080</b>	<b>221 067</b>
<b>UNITED STATES</b>				
792 Aircraft And Associated Equipments And Parts	77 641	13 598 706	1 420 613	762 621 657
222 Oil Seeds Use For Extraction Ofsoft Fixed Vegetable Oils	297 613 324	141 054 827	817 913 028	374 089 931
081 Feeding Stuff For Animals	69 829 774	34 660 915	314 127 716	140 850 277
723 Civil Engineering And Contractor Plants And Equipments/Parts	1 760 677	24 661 205	8 636 951	135 909 420
263 Cotton	23 353 429	27 214 299	102 616 360	135 852 928
LAINNYA	203 236 093	278 245 045	901 316 587	1 646 757 353
<b>SUB TOTAL</b>	<b>595 870 938</b>	<b>519 434 997</b>	<b>2 146 031 255</b>	<b>3 196 081 566</b>
<b>CANADA</b>				
041 Wheat And Meslin, Unmilled	68 550 000	21 034 893	409 456 270	149 784 743
562 Fertilizers, Manufactured	36 267 000	26 327 575	95 130 601	68 412 879
251 Pulp And Waste Paper	26 028 788	11 934 472	113 835 561	57 891 479
782 Motor Vehicle For The Transportation Of Goods	1 238 811	25 704 000	2 327 754	48 653 689
764 Telecommunication Equipments And Parts	309	153 384	44 597	18 471 288
LAINNYA	10 893 787	21 716 159	52 213 428	108 798 936
<b>SUB TOTAL</b>	<b>142 978 695</b>	<b>106 870 483</b>	<b>673 008 211</b>	<b>452 013 014</b>
<b>MEXICO</b>				
764 Telecommunication Equipments And Parts	7 429	3 337 788	53 178	16 729 600
752 Automatic Data Processing Machines And Their Units	3 455	655 816	28 147	4 292 081
263 Cotton	495 445	482 225	3 333 607	3 827 337
784 Parts And Accessories Of The Motor Vehicles	664	10 586	509 159	3 493 418
081 Feeding Stuff For Animals	1 205 068	1 012 682	4 089 727	3 449 890
LAINNYA	476 158	3 516 219	4 753 534	26 689 709
<b>SUB TOTAL</b>	<b>2 188 219</b>	<b>9 015 316</b>	<b>12 767 352</b>	<b>58 482 035</b>
<b>GUATEMALA</b>				
061 Sugar, Molasses, And Honey	85 550 000	29 596 711	85 550 000	29 596 711
724 Textile/Leather Machinery And Parts	0	0	67 248	342 466
231 Natural Rubber Latex;Natural Rubber And Similar Natural Gums	0	0	16 800	20 280
635 Wood Manufactures	0	0	1 715	7 250
844 Women'S Coats/Jackets, Knitted	53	1 680	206	7 167
LAINNYA	37	5 014	7 091	15 086
<b>SUB TOTAL</b>	<b>85 550 090</b>	<b>29 603 405</b>	<b>85 643 060</b>	<b>29 988 960</b>
<b>HONDURAS</b>				
248 Wood,Simply Worked And Railway Sleeper Of Wood	0	0	15 180	23 602
845 Articles Of Apparel	12	605	5 011	20 295
844 Women'S Coats/Jackets, Knitted	11	388	139	5 136

**I.6 IMPOR KOMODITI MENURUT NEGARA ASAL / IMPORT BY COUNTRY OF ORIGIN  
DAN LIMA GOLONGAN BARANG (SITC) UTAMA / AND FIVE MAJOR SITC COMMODITY GROUP  
\*\* JUNI / JUNE 2009 \*\***

Negara Asal/SITC/Uraian Golongan Barang <i>Country of Origin/SITC/group Description</i>	Berat Bersih / <i>Net Weight (Kg)</i>		Nilai CIF / <i>CIF Value (US\$)</i>	
	Bulan ini <i>Current month</i>	Kumulatif <i>Cum. Jan to date</i>	Bulan ini <i>Current month</i>	Kumulatif <i>Cum. Jan to date</i>
897 Jewellery, Goldsmith, Silversmith Wares, And Other Articles	0	0	19	699
778 Electrical Machinery And Apparatus	0	0	11	560
LAINNYA	13	327	19	459
<b>SUB TOTAL</b>	<b>36</b>	<b>1 320</b>	<b>20 379</b>	<b>50 751</b>
<b>NICARAGUA</b>				
724 Textile/Leather Machinery And Parts	0	0	160	11 000
845 Articles Of Apparel	0	0	23	368
778 Electrical Machinery And Apparatus	0	0	4	162
LAINNYA	0	0	0	0
<b>SUB TOTAL</b>	<b>0</b>	<b>0</b>	<b>187</b>	<b>11 530</b>
<b>PANAMA</b>				
334 Petroleum Products, Refined	40 148 986	23 931 647	40 148 986	23 931 647
793 Ships, Boats, And Floating Structures	17 156 000	4 125 000	28 030 563	18 463 450
899 Other Miscellaneous Manufactured Articles	0	0	86 300	231 552
611 Leathers	0	0	4 932	77 775
036 Crustaceans, Molluscs, And Aquatic Invertebrates	25 648	28 448	79 569	71 585
LAINNYA	2	107	1 073	62 651
<b>SUB TOTAL</b>	<b>57 330 636</b>	<b>28 085 202</b>	<b>68 351 423</b>	<b>42 838 660</b>
<b>CUBA</b>				
542 Medicaments, Including Veterinary Medicaments	29	75 600	1 649	362 460
LAINNYA	0	0	0	0
<b>SUB TOTAL</b>	<b>29</b>	<b>75 600</b>	<b>1 649</b>	<b>362 460</b>
<b>CURACAO</b>				
776 Thermionic, Cold Cathode, And Photo Cathode Valves/Tubes	0	0	25	12 842
652 Cotton Fabrics, Woven	0	0	437	3 405
778 Electrical Machinery And Apparatus	0	0	7	48
749 Non-Electric Parts And Accessories Of Machineries	0	0	9	20
653 Fabrics, Woven, Of Man-Made Fibres	0	0	3	10
LAINNYA	0	0	0	0
<b>SUB TOTAL</b>	<b>0</b>	<b>0</b>	<b>481</b>	<b>16 325</b>
<b>SURINAME</b>				
724 Textile/Leather Machinery And Parts	0	0	9	2 935
728 Other Machines And Equipment Specialized For Particular Industry	0	0	1	307
665 Glassware	0	0	8	140
842 Women'S Coats/Jacket, Not Knitted	0	0	3	110
LAINNYA	0	0	0	0
<b>SUB TOTAL</b>	<b>0</b>	<b>0</b>	<b>21</b>	<b>3 492</b>
<b>CHILE</b>				
251 Pulp And Waste Paper	15 244 203	7 341 598	83 096 777	40 082 294
281 Iron Ore And Concentrates	0	0	151 828 000	25 431 466
057 Fruit And Nut; Fresh Or Dried	480 894	941 449	1 476 446	2 894 956
081 Feeding Stuff For Animals	1 136 760	1 085 756	2 473 050	2 279 925
682 Copper	0	0	201 171	1 424 451
LAINNYA	711 280	950 584	3 265 291	4 728 642
<b>SUB TOTAL</b>	<b>17 573 137</b>	<b>10 319 387</b>	<b>242 340 735</b>	<b>76 841 734</b>
<b>VENEZUELA</b>				
514 Nitrogen-Function Compounds	0	0	54 000	234 900
542 Medicaments, Including Veterinary Medicaments	0	0	3 412	29 040
541 Medicinal And Pharmaceutical Products	0	0	500	20 440

**I.6 IMPOR KOMODITI MENURUT NEGARA ASAL / IMPORT BY COUNTRY OF ORIGIN  
DAN LIMA GOLONGAN BARANG (SITC) UTAMA / AND FIVE MAJOR SITC COMMODITY GROUP  
\*\* JUNI / JUNE 2009 \*\***

Negara Asal/SITC/Uraian Golongan Barang <i>Country of Origin/SITC/group Description</i>	Berat Bersih / <i>Net Weight (Kg)</i>		Nilai CIF / <i>CIF Value (US\$)</i>	
	Bulan ini <i>Current month</i>	Kumulatif <i>Cum. Jan to date</i>	Bulan ini <i>Current month</i>	Kumulatif <i>Cum. Jan to date</i>
728 Other Machines And Equipment Specialized For Particular Industry	0	0	491	17 680
523 Metallicsalts And Peroxysalts	0	0	18 000	15 752
LAINNYA	295	5 655	358	10 660
<b>SUB TOTAL</b>	<b>295</b>	<b>5 655</b>	<b>76 761</b>	<b>328 472</b>
<b>ARGENTINA</b>				
081 Feeding Stuff For Animals	166 788 625	76 774 543	672 930 085	273 581 882
679 Tubes, Pipes, Hollow Profile, Pipe Fitting Of Iron/Steel	3 053 086	6 992 173	4 076 269	9 866 312
222 Oil Seeds Use For Extraction Ofsoft Fixed Vegetable Oils	11 294 000	5 707 795	11 294 000	5 707 795
335 Residual Petroleum Products, And Related Materials	0	0	9 821 900	5 112 200
022 Milk,Cream, And Milk Products Other Than Butter Or Cheese	950 000	1 265 785	3 075 000	3 921 930
LAINNYA	1 066 527	3 880 422	4 337 387	11 119 088
<b>SUB TOTAL</b>	<b>183 152 238</b>	<b>94 620 718</b>	<b>705 534 641</b>	<b>309 309 207</b>
<b>BRAZIL</b>				
263 Cotton	10 657 262	13 715 417	63 138 422	85 993 638
672 Ingots And Other Iron/Steel In Primary Forms	81 389 600	30 162 026	200 878 343	81 550 750
281 Iron Ore And Concentrates	145 490 000	19 645 525	289 835 000	52 675 165
081 Feeding Stuff For Animals	18 975 374	8 493 721	73 011 100	30 809 435
792 Aircraft And Associated Equipments And Parts	23 000	30 002 794	23 423	30 211 011
LAINNYA	66 514 223	39 385 697	175 407 181	132 189 349
<b>SUB TOTAL</b>	<b>323 049 459</b>	<b>141 405 180</b>	<b>802 293 469</b>	<b>413 429 348</b>
<b>COLOMBIA</b>				
334 Petroleum Products, Refined	82 080	322 472	191 520	762 069
591 Disinfectants, Insecticides, And Fungicides Put In Forms	138 615	310 280	289 230	649 257
575 Other Plastics In Primary Forms	69 000	190 015	225 488	553 200
553 Perfumery, Cosmetics, And Toilet Preparations	6 743	18 940	64 292	245 216
513 Carboxylic Acids,And Their Anhydrides,Halides,Peroxides	0	0	139 985	177 521
LAINNYA	714 046	288 191	1 163 842	762 374
<b>SUB TOTAL</b>	<b>1 010 484</b>	<b>1 129 898</b>	<b>2 074 357</b>	<b>3 149 637</b>
<b>BOLIVIA</b>				
792 Aircraft And Associated Equipments And Parts	0	0	419	817 072
522 Inorganic Chemical Elements, Oxides And Halogen Salts	48 000	34 560	88 000	68 700
248 Wood,Simply Worked And Railway Sleeper Of Wood	0	0	15 559	23 215
699 Manufactures Of Base Metals	0	0	1	3 608
694 Nails, Screws, Nuts, Bolts, Rivets Of Iron/Steel Or Copper	0	0	2	2 602
LAINNYA	0	0	71	3 241
<b>SUB TOTAL</b>	<b>48 000</b>	<b>34 560</b>	<b>104 052</b>	<b>918 438</b>
<b>URUGUAY</b>				
248 Wood,Simply Worked And Railway Sleeper Of Wood	339 782	142 209	3 044 431	1 798 729
036 Crustaceans, Molluscs, And Aquatic Invertebrates	224 536	160 007	1 208 873	880 390
057 Fruit And Nut; Fresh Or Dried	49 140	51 106	49 140	51 106
597 Additive For Mineral Oils	0	0	17 022	36 596
554 Soap,Cleansing And Polishing Preparations	0	0	17 024	35 069
LAINNYA	2	18	457	2 429
<b>SUB TOTAL</b>	<b>613 460</b>	<b>353 340</b>	<b>4 336 947</b>	<b>2 804 319</b>
<b>PARAGUAY</b>				
081 Feeding Stuff For Animals	0	0	24 999 775	9 723 394
263 Cotton	559 405	635 683	559 405	635 683
793 Ships, Boats, And Floating Structures	0	0	101 266	559 211
611 Leathers	91 456	69 223	277 192	214 096
282 Waste And Scrap Metal Of Iron/Steel	202 130	57 001	202 130	57 001
LAINNYA	0	0	51 948	59 485
<b>SUB TOTAL</b>	<b>852 991</b>	<b>761 907</b>	<b>26 191 716</b>	<b>11 248 870</b>

**I.6 IMPOR KOMODITI MENURUT NEGARA ASAL / IMPORT BY COUNTRY OF ORIGIN  
DAN LIMA GOLONGAN BARANG (SITC) UTAMA / AND FIVE MAJOR SITC COMMODITY GROUP  
\*\* JUNI / JUNE 2009 \*\***

Negara Asal/SITC/Uraian Golongan Barang <i>Country of Origin/SITC/group Description</i>	Berat Bersih / <i>Net Weight (Kg)</i>		Nilai CIF / <i>CIF Value (US\$)</i>	
	Bulan ini <i>Current month</i>	Kumulatif <i>Cum. Jan to date</i>	Bulan ini <i>Current month</i>	Kumulatif <i>Cum. Jan to date</i>
<b>ECUADOR</b>				
711 Steam And Other Vapour Generating Boilers And Parts	0	0	12 230	258 163
081 Feeding Stuff For Animals	0	0	208 970	200 611
411 Animal Oils And Fats	269 479	169 365	269 479	169 365
036 Crustaceans, Molluscs, And Aquatic Invertebrates	16 369	82 168	33 101	158 757
292 Crude Vegetable Materials	0	0	120 000	114 000
LAINNYA	693	20 928	48 832	166 180
<b>SUB TOTAL</b>	<b>286 541</b>	<b>272 461</b>	<b>692 612</b>	<b>1 067 076</b>
<b>PERU</b>				
081 Feeding Stuff For Animals	1 389 255	1 356 797	8 325 384	7 942 324
061 Sugar, Molasses, And Honey	20 000 000	6 697 319	20 000 000	6 697 319
057 Fruit And Nut; Fresh Or Dried	0	0	1 119 957	2 163 280
411 Animal Oils And Fats	190 107	139 593	316 194	258 993
248 Wood,Simply Worked And Railway Sleeper Of Wood	22 660	29 690	115 860	148 431
LAINNYA	149 912	118 151	328 781	636 283
<b>SUB TOTAL</b>	<b>21 751 934</b>	<b>8 341 550</b>	<b>30 206 176</b>	<b>17 846 630</b>
<b>GUYANA</b>				
746 Ball Or Roller Bearings	0	0	142	5 691
LAINNYA	0	0	0	0
<b>SUB TOTAL</b>	<b>0</b>	<b>0</b>	<b>142</b>	<b>5 691</b>
<b>TRINIDAD AND TOBAGO</b>				
671 Pig Iron,Spiegeleisen,Sponge Iron, And Ferro-Alloys	0	0	30 639 730	12 287 918
251 Pulp And Waste Paper	0	0	254 410	35 618
899 Other Miscellaneous Manufactured Articles	0	0	780	26 400
776 Thermionic, Cold Cathode, And Photo Cathode Valves/Tubes	0	0	87	8 232
874 Measuring, Checking, Analysing, And Controlling Instrument And App	0	0	3	2 506
LAINNYA	0	0	11	3 017
<b>SUB TOTAL</b>	<b>0</b>	<b>0</b>	<b>30 895 021</b>	<b>12 363 691</b>
<b>BAHAMAS</b>				
282 Waste And Scrap Metal Of Iron/Steel	0	0	957 420	258 106
248 Wood,Simply Worked And Railway Sleeper Of Wood	0	0	22 225	25 113
098 Edible Products And Preparations	0	0	50	1 412
LAINNYA	0	0	0	0
<b>SUB TOTAL</b>	<b>0</b>	<b>0</b>	<b>979 695</b>	<b>284 631</b>
<b>JAMAICA</b>				
282 Waste And Scrap Metal Of Iron/Steel	0	0	342 991	80 603
699 Manufactures Of Base Metals	3 464	16 520	18 404	65 624
071 Coffee And Coffee Substitutes	0	0	210	11 760
551 Essential Oils, Perfumes, And Flavour Materials	0	0	40	10 080
737 Metalworking Machinery And Parts	0	0	913	9 806
LAINNYA	0	0	123	7 935
<b>SUB TOTAL</b>	<b>3 464</b>	<b>16 520</b>	<b>362 681</b>	<b>185 808</b>
<b>PUERTO RICO</b>				
515 Organo-Inorganic And Heterocyclic Compounds	0	0	67	1 170 414
898 Musical Instrument And Parts/Accessories	0	0	592	1 106 395
714 Engines And Motors, Non-Electric And Parts	0	0	434	959 341
772 Electrical Apparatus For Making And Breaking Electrical Circuits	0	0	1 989	745 519
542 Medicaments, Including Veterinary Medicaments	725	239 600	2 061	534 251
LAINNYA	967	72 337	8 354	1 003 969
<b>SUB TOTAL</b>	<b>1 692</b>	<b>311 937</b>	<b>13 497</b>	<b>5 519 889</b>
<b>BELIZE</b>				

**I.6 IMPOR KOMODITI MENURUT NEGARA ASAL / IMPORT BY COUNTRY OF ORIGIN  
DAN LIMA GOLONGAN BARANG (SITC) UTAMA / AND FIVE MAJOR SITC COMMODITY GROUP  
\*\* JUNI / JUNE 2009 \*\***

Negara Asal/SITC/Uraian Golongan Barang <i>Country of Origin/SITC/group Description</i>	Berat Bersih / <i>Net Weight (Kg)</i>		Nilai CIF / <i>CIF Value (US\$)</i>	
	Bulan ini <i>Current month</i>	Kumulatif <i>Cum. Jan to date</i>	Bulan ini <i>Current month</i>	Kumulatif <i>Cum. Jan to date</i>
793 Ships, Boats, And Floating Structures	0	0	9 457 000	5 989 304
523 Metallicsalts And Peroxysalts	0	0	24 000	11 040
278 Other Crude Minerals	22 500	4 522	22 500	4 522
778 Electrical Machinery And Apparatus	26	371	26	371
748 Transmission Shafts And Cranks	2	32	2	32
LAINNYA	0	0	0	0
<b>SUB TOTAL</b>	<b>22 528</b>	<b>4 925</b>	<b>9 503 528</b>	<b>6 005 269</b>
<b>DOMINICAN REPUBLIC</b>				
793 Ships, Boats, And Floating Structures	0	0	348 000	596 979
282 Waste And Scrap Metal Of Iron/Steel	273 410	66 985	545 800	184 113
121 Tobacco, Unmanufactured And Refused	0	0	37 491	87 469
541 Medicinal And Pharmaceutical Products	0	0	755	62 265
211 Hides And Skins, Raw	28 000	17 708	56 000	32 968
LAINNYA	380	12 167	12 387	96 941
<b>SUB TOTAL</b>	<b>301 790</b>	<b>96 860</b>	<b>1 000 433</b>	<b>1 060 735</b>
<b>EL SALVADOR</b>				
061 Sugar, Molasses, And Honey	12 000 000	4 018 392	12 000 000	4 018 392
772 Electrical Apparatus For Making And Breaking Electrical Circuits	0	0	4 383	211 626
778 Electrical Machinery And Apparatus	0	0	2 628	111 965
542 Medicaments, Including Veterinary Medicaments	0	0	660	13 804
048 Cereal Preparations And Preparations Of Flours/Starchs Of Fruit	0	0	244	12 206
LAINNYA	0	0	895	24 985
<b>SUB TOTAL</b>	<b>12 000 000</b>	<b>4 018 392</b>	<b>12 008 810</b>	<b>4 392 978</b>
<b>COSTA RICA</b>				
223 Oil Seeds Use For Extraction Of Other Fixed Vegetable Oils	0	0	11 215	2 301 572
759 Parts And Accessories For Machine Of Heading 751 Or 752	222	70 990	878	407 998
611 Leathers	0	0	24 867	388 831
282 Waste And Scrap Metal Of Iron/Steel	0	0	800 610	195 832
764 Telecommunication Equipments And Parts	280	26 180	1 294	111 254
LAINNYA	73	1 449	6 677	72 811
<b>SUB TOTAL</b>	<b>575</b>	<b>98 619</b>	<b>845 541</b>	<b>3 478 298</b>
<b>HAITI</b>				
551 Essential Oils, Perfumes, And Flavour Materials	460	16 511	673	25 536
845 Articles Of Apparel	0	0	15	508
LAINNYA	0	0	0	0
<b>SUB TOTAL</b>	<b>460</b>	<b>16 511</b>	<b>688</b>	<b>26 044</b>
<b>BARBADOS</b>				
282 Waste And Scrap Metal Of Iron/Steel	0	0	40 980	8 648
LAINNYA	0	0	0	0
<b>SUB TOTAL</b>	<b>0</b>	<b>0</b>	<b>40 980</b>	<b>8 648</b>
<b>ANTIGUA AND BARBUDA</b>				
611 Leathers	8 059	410 243	8 059	410 243
813 Lighting Fixtures And Fittings	0	0	1 551	8 211
873 Meters And Counters	0	0	890	600
741 Heating And Cooling Equipments And Parts	79	468	79	468
581 Tubes, Pipes, And Hoses Of Plastics	0	0	6	10
LAINNYA	0	0	0	0
<b>SUB TOTAL</b>	<b>8 138</b>	<b>410 711</b>	<b>10 585</b>	<b>419 532</b>
<b>ANGUILLA</b>				
695 Tools For Used In The Hand Or In Machines	0	0	26	92
054 Vegetables, Fresh, Chilled, Frozen Or Simply Preserved	12	76	12	76

**I.6 IMPOR KOMODITI MENURUT NEGARA ASAL / IMPORT BY COUNTRY OF ORIGIN  
DAN LIMA GOLONGAN BARANG (SITC) UTAMA / AND FIVE MAJOR SITC COMMODITY GROUP  
\*\* JUNI / JUNE 2009 \*\***

Negara Asal/SITC/Uraian Golongan Barang <i>Country of Origin/SITC/group Description</i>	Berat Bersih / <i>Net Weight (Kg)</i>		Nilai CIF / <i>CIF Value (US\$)</i>	
	Bulan ini <i>Current month</i>	Kumulatif <i>Cum. Jan to date</i>	Bulan ini <i>Current month</i>	Kumulatif <i>Cum. Jan to date</i>
LAINNYA	0	0	0	0
SUB TOTAL	12	76	38	168
<b>ARUBA</b>				
251 Pulp And Waste Paper	170 707	24 652	559 915	75 571
LAINNYA	0	0	0	0
SUB TOTAL	170 707	24 652	559 915	75 571
<b>BERMUDA</b>				
121 Tobacco, Unmanufactured And Refused	0	0	70 000	528 132
LAINNYA	0	0	0	0
SUB TOTAL	0	0	70 000	528 132
<b>CAPE VERDE</b>				
037 Fish, Crustaceans, Molluscs, And Other Aquatic Invertebrates; Prepar	0	0	14 932	45 355
748 Transmission Shafts And Cranks	0	0	637	979
785 Motorcycles, Scooters, And Other Cycles Motorized/Non Motorized	0	0	30	77
697 Household Equipment Of Base Metals	0	0	4	11
LAINNYA	0	0	0	0
SUB TOTAL	0	0	15 603	46 422
<b>CAYMAN ISLANDS</b>				
776 Thermionic, Cold Cathode, And Photo Cathode Valves/Tubes	0	0	9	88 850
059 Fruit And Vegetable Juices	10 976	8 500	10 976	8 500
651 Textile Yarns	0	0	462	3 672
LAINNYA	0	0	0	0
SUB TOTAL	10 976	8 500	11 447	101 022
<b>DOMINICA</b>				
773 Equipment For Distributing Electricity	0	0	150	1 527
772 Electrical Apparatus For Making And Breaking Electrical Circuits	0	0	94	1 303
845 Articles Of Apparel	23	1 019	27	1 128
771 Electric Power Machinery And Parts	0	0	3	241
LAINNYA	0	0	0	0
SUB TOTAL	23	1 019	274	4 199
<b>FRENCH GUIANA</b>				
772 Electrical Apparatus For Making And Breaking Electrical Circuits	0	0	15	4 184
LAINNYA	0	0	0	0
SUB TOTAL	0	0	15	4 184
<b>FRENCH POLYNESIA</b>				
893 Article Of Plastics	15	47	15	47
LAINNYA	0	0	0	0
SUB TOTAL	15	47	15	47
<b>GREENLAND</b>				
772 Electrical Apparatus For Making And Breaking Electrical Circuits	0	0	875	4 409
LAINNYA	0	0	0	0
SUB TOTAL	0	0	875	4 409
<b>NETHERLANDS ANTILLES</b>				
597 Additive For Mineral Oils	227 990	192 412	227 990	192 412
748 Transmission Shafts And Cranks	0	0	9 008	187 394
872 Medical Instruments And Appliances	11 343	80 000	11 343	80 000
743 Pumps, Compressors, Fans, Blowers, Centrifuges, And Parts	0	0	4 950	25 162
874 Measuring, Checking, Analysing, And Controlling Instrument And Appa	0	0	156	18 869

**I.6 IMPOR KOMODITI MENURUT NEGARA ASAL / IMPORT BY COUNTRY OF ORIGIN  
DAN LIMA GOLONGAN BARANG (SITC) UTAMA / AND FIVE MAJOR SITC COMMODITY GROUP  
\*\* JUNI / JUNE 2009 \*\***

Negara Asal/SITC/Uraian Golongan Barang <i>Country of Origin/SITC/group Description</i>	Berat Bersih / <i>Net Weight (Kg)</i>		Nilai CIF / <i>CIF Value (US\$)</i>	
	Bulan ini <i>Current month</i>	Kumulatif <i>Cum. Jan to date</i>	Bulan ini <i>Current month</i>	Kumulatif <i>Cum. Jan to date</i>
LAINNYA	0	0	2 155	34 962
SUB TOTAL	239 333	272 412	255 602	538 799
<b>SAINT LUCIA</b>				
778 Electrical Machinery And Apparatus	0	0	1 421	8 630
772 Electrical Apparatus For Making And Breaking Electrical Circuits	0	0	175	1 741
773 Equipment For Distributing Electricity	0	0	78	722
LAINNYA	0	0	0	0
SUB TOTAL	0	0	1 674	11 093
<b>SAN MARINO</b>				
893 Article Of Plastics	0	0	793	5 808
728 Other Machines And Equipment Specialized For Particular Industry	0	0	2	320
LAINNYA	0	0	0	0
SUB TOTAL	0	0	795	6 128
<b>TURKS AND CAICOS ISLANDS</b>				
844 Women'S Coats/Jackets, Knitted	0	0	7	1 485
845 Articles Of Apparel	0	0	6	1 383
843 Men'S Coats/Jackets, Knitted	0	0	6	1 353
841 Men'S Coats/Jackets, Not Knitted	0	0	1	314
LAINNYA	0	0	0	0
SUB TOTAL	0	0	20	4 535
<b>GUADELOUPE</b>				
898 Musical Instrument And Parts/Accessories	20	1 944	20	1 944
741 Heating And Cooling Equipments And Parts	0	0	237	542
LAINNYA	0	0	0	0
SUB TOTAL	20	1 944	257	2 486
<b>UNITED KINGDOM</b>				
792 Aircraft And Associated Equipments And Parts	71 252	3 670 572	263 741	107 901 885
251 Pulp And Waste Paper	36 339 559	4 650 829	236 749 946	25 778 405
782 Motor Vehicle For The Transportation Of Goods	118 402	1 282 645	1 317 254	13 722 782
515 Organo-Inorganic And Heterocyclic Compounds	631 082	2 469 848	4 521 297	12 311 440
728 Other Machines And Equipment Specialized For Particular Industry	47 634	3 828 433	412 723	12 217 234
LAINNYA	11 100 794	39 832 505	39 741 047	217 699 570
SUB TOTAL	48 308 723	55 734 832	283 006 008	389 631 316
<b>NETHERLANDS</b>				
098 Edible Products And Preparations	670 320	4 780 423	2 557 881	18 721 718
022 Milk,Cream, And Milk Products Other Than Butter Or Cheese	2 082 421	3 067 223	9 881 729	18 579 727
714 Engines And Motors, Non-Electric And Parts	305	227 369	53 754	16 319 520
718 Other Power Generating Machines And Parts	290	15 540	105 145	10 684 331
713 Internal Combustion Piston Engines And Parts	762	72 346	210 251	9 678 179
LAINNYA	23 502 596	25 871 171	136 758 328	168 711 524
SUB TOTAL	26 256 694	34 034 072	149 567 088	242 694 999
<b>FRANCE</b>				
792 Aircraft And Associated Equipments And Parts	69 089	74 476 569	485 672	336 849 669
772 Electrical Apparatus For Making And Breaking Electrical Circuits	106 996	2 971 502	897 242	23 479 460
723 Civil Engineering And Contractor Plants And Equipments/Parts	277 339	3 751 307	1 556 019	20 268 215
771 Electric Power Machinery And Parts	833 161	8 207 253	948 968	17 335 352
679 Tubes, Pipes, Hollow Profile, Pipe Fitting Of Iron/Steel	1 338 696	3 800 303	5 822 444	15 440 818
LAINNYA	18 353 462	45 340 693	98 905 091	291 104 649
SUB TOTAL	20 978 743	138 547 627	108 615 436	704 478 163
<b>GERMANY, FED. REP. OF</b>				
728 Other Machines And Equipment Specialized For Particular Industry	387 323	5 437 393	2 824 555	92 223 364
714 Engines And Motors, Non-Electric And Parts	697	79 783	258 506	81 868 932



**I.6 IMPOR KOMODITI MENURUT NEGARA ASAL / IMPORT BY COUNTRY OF ORIGIN  
DAN LIMA GOLONGAN BARANG (SITC) UTAMA / AND FIVE MAJOR SITC COMMODITY GROUP  
\*\* JUNI / JUNE 2009 \*\***

Negara Asal/SITC/Uraian Golongan Barang <i>Country of Origin/SITC/group Description</i>	Berat Bersih / <i>Net Weight (Kg)</i>		Nilai CIF / <i>CIF Value (US\$)</i>	
	Bulan ini <i>Current month</i>	Kumulatif <i>Cum. Jan to date</i>	Bulan ini <i>Current month</i>	Kumulatif <i>Cum. Jan to date</i>
764 Telecommunication Equipments And Parts	126 583	10 670 720	533 574	67 561 590
741 Heating And Cooling Equipments And Parts	520 582	35 882 923	985 757	49 460 473
745 Other Non-Electrical Machinery, Tools, And Mechanical Apparatus	167 765	10 957 405	609 548	32 899 969
LAINNYA	75 893 999	165 741 529	309 280 400	773 077 488
SUB TOTAL	77 096 949	228 769 753	314 492 340	1 097 091 816
<b>AUSTRIA</b>				
776 Thermionic, Cold Cathode, And Photo Cathode Valves/Tubes	18 360	6 108 923	101 900	32 841 200
716 Rotating Electric Plants And Parts	30 038	847 942	558 847	16 302 344
641 Papers And Paperboards	334 423	1 372 835	6 352 513	11 426 874
725 Papermill/Pulpmill Machinery And Paper Cutting Machines	1 735	152 443	110 358	6 395 766
541 Medicinal And Pharmaceutical Products	11 375	514 500	40 625	5 296 080
LAINNYA	1 162 546	5 550 571	8 336 226	46 800 427
SUB TOTAL	1 558 477	14 547 214	15 500 469	119 062 691
<b>BELGIUM</b>				
515 Organo-Inorganic And Heterocyclic Compounds	2 065 968	6 341 605	8 552 527	33 578 647
046 Meal And Flour Of Wheat And Flour Of Meslin	8 207 500	2 741 556	38 798 000	13 878 769
714 Engines And Motors, Non-Electric And Parts	99	2 169	622 198	10 214 460
728 Other Machines And Equipment Specialized For Particular Industry	1 847	85 426	223 377	9 936 897
541 Medicinal And Pharmaceutical Products	48 138	1 109 705	1 104 926	8 994 267
LAINNYA	19 016 121	25 561 831	115 419 045	130 188 710
SUB TOTAL	29 339 673	35 842 292	164 720 073	206 791 750
<b>SWITZERLAND</b>				
764 Telecommunication Equipments And Parts	65	3 718	132 534	19 404 353
515 Organo-Inorganic And Heterocyclic Compounds	1 249 155	7 023 505	1 919 062	16 142 236
714 Engines And Motors, Non-Electric And Parts	17 458	3 275 780	31 517	14 137 031
533 Pigments, Paints, Varnishes, And Related Materials	43 743	1 393 234	440 906	13 663 375
542 Medicaments, Including Veterinary Medicaments	13 864	1 443 425	39 890	11 689 294
LAINNYA	2 867 549	24 814 358	16 912 839	120 381 052
SUB TOTAL	4 191 834	37 954 020	19 476 748	195 417 341
<b>LUXEMBOURG</b>				
793 Ships, Boats, And Floating Structures	0	0	941 528	2 088 924
741 Heating And Cooling Equipments And Parts	892	435 500	2 410	545 434
749 Non-Electric Parts And Accessories Of Machineries	1 213	27 842	88 220	380 360
657 Special Yarns, Textile Fabrics	3 850	35 062	19 609	132 500
893 Article Of Plastics	0	0	5 126	102 876
LAINNYA	11 369	83 973	41 788	248 879
SUB TOTAL	17 324	582 377	1 098 681	3 498 973
<b>MONACO</b>				
553 Perfumery, Cosmetics, And Toilet Preparations	128	5 876	1 853	71 830
542 Medicaments, Including Veterinary Medicaments	0	0	85	53 608
575 Other Plastics In Primary Forms	48	885	556	8 850
541 Medicinal And Pharmaceutical Products	138	2 535	518	8 402
551 Essential Oils, Perfumes, And Flavour Materials	17	318	363	6 398
LAINNYA	0	0	38	1 130
SUB TOTAL	331	9 614	3 413	150 218
<b>DENMARK</b>				
741 Heating And Cooling Equipments And Parts	9 595	337 533	254 095	11 502 369
098 Edible Products And Preparations	111 168	527 739	975 281	8 761 284
022 Milk, Cream, And Milk Products Other Than Butter Or Cheese	700 500	1 637 038	2 144 800	5 670 158
542 Medicaments, Including Veterinary Medicaments	1 578	647 865	29 438	4 655 359
598 Miscellaneous Chemical Products	36 744	387 561	209 463	2 618 933
LAINNYA	409 078	3 219 749	4 664 388	22 145 939
SUB TOTAL	1 268 663	6 757 485	8 277 465	55 354 042
<b>NORWAY</b>				

**I.6 IMPOR KOMODITI MENURUT NEGARA ASAL / IMPORT BY COUNTRY OF ORIGIN  
DAN LIMA GOLONGAN BARANG (SITC) UTAMA / AND FIVE MAJOR SITC COMMODITY GROUP  
\*\* JUNI / JUNE 2009 \*\***

Negara Asal/SITC/Uraian Golongan Barang <i>Country of Origin/SITC/group Description</i>	Berat Bersih / <i>Net Weight (Kg)</i>		Nilai CIF / <i>CIF Value (US\$)</i>	
	Bulan ini <i>Current month</i>	Kumulatif <i>Cum. Jan to date</i>	Bulan ini <i>Current month</i>	Kumulatif <i>Cum. Jan to date</i>
744 Mechanical Handling Equipments And Parts	57 818	937 918	494 666	8 260 175
511 Hydrocarbon And Their Halogenated, Nitrated Derivatives	0	0	14 027 871	7 420 362
562 Fertilizers, Manufactured	1 327 160	552 528	14 271 580	5 820 831
598 Miscellaneous Chemical Products	607 409	727 116	4 628 588	4 743 137
874 Measuring, Checking, Analysing, And Controlling Instrument And Apparatus LAINNYA	281 3 269 794	37 386 4 266 431	15 150 33 697 855	2 609 441 22 525 864
<b>SUB TOTAL</b>	<b>5 262 462</b>	<b>6 521 379</b>	<b>67 135 710</b>	<b>51 379 810</b>
<b>SWEDEN</b>				
764 Telecommunication Equipments And Parts	233 579	47 632 847	879 449	204 970 418
725 Papermill/Pulpmill Machinery And Paper Cutting Machines	2 229	178 533	2 305 975	27 005 371
251 Pulp And Waste Paper	8 567 564	3 826 799	50 267 464	23 585 259
771 Electric Power Machinery And Parts	98 121	1 859 465	321 801	22 929 638
782 Motor Vehicle For The Transportation Of Goods LAINNYA	731 899 4 287 369	6 985 085 17 033 435	2 038 738 22 436 158	19 616 767 85 853 553
<b>SUB TOTAL</b>	<b>13 920 761</b>	<b>77 516 164</b>	<b>78 249 585</b>	<b>383 961 006</b>
<b>FINLAND</b>				
716 Rotating Electric Plants And Parts	7 799	100 680	1 346 109	42 295 274
764 Telecommunication Equipments And Parts	48 956	9 263 336	215 722	22 481 657
641 Papers And Paperboards	1 774 361	1 862 649	10 461 031	9 958 018
771 Electric Power Machinery And Parts	1 167	73 517	117 256	8 156 407
725 Papermill/Pulpmill Machinery And Paper Cutting Machines LAINNYA	8 360 2 205 710	984 950 4 705 810	177 717 19 666 582	7 578 002 38 895 624
<b>SUB TOTAL</b>	<b>4 046 353</b>	<b>16 990 942</b>	<b>31 984 417</b>	<b>129 364 982</b>
<b>IRELAND</b>				
792 Aircraft And Associated Equipments And Parts	0	0	230 412	104 171 848
551 Essential Oils, Perfumes, And Flavour Materials	10 870	257 216	463 988	4 247 995
098 Edible Products And Preparations	32 924	910 480	217 548	4 029 488
542 Medicaments, Including Veterinary Medicaments	2 094	102 988	23 476	3 426 223
022 Milk, Cream, And Milk Products Other Than Butter Or Cheese LAINNYA	287 909 568 501	657 083 980 257	1 583 318 3 232 499	3 368 874 9 441 368
<b>SUB TOTAL</b>	<b>902 298</b>	<b>2 908 024</b>	<b>5 751 241</b>	<b>128 685 796</b>
<b>ITALY</b>				
745 Other Non-Electrical Machinery, Tools, And Mechanical Apparatus	43 697	3 078 212	386 646	34 869 511
728 Other Machines And Equipment Specialized For Particular Industry	513 779	16 711 655	1 163 895	30 986 473
747 Taps, Cocks, And Valves For Pipes	143 342	4 324 054	836 595	22 706 346
764 Telecommunication Equipments And Parts	25 448	1 891 215	182 763	16 526 321
611 Leathers LAINNYA	89 566 37 210 795	2 532 895 47 675 592	491 452 154 922 338	14 017 230 229 036 438
<b>SUB TOTAL</b>	<b>38 026 627</b>	<b>76 213 623</b>	<b>157 983 689</b>	<b>348 142 319</b>
<b>SPAIN</b>				
792 Aircraft And Associated Equipments And Parts	0	0	66 720	43 104 169
511 Hydrocarbon And Their Halogenated, Nitrated Derivatives	1 069 977	931 925	8 338 596	7 009 813
533 Pigments, Paints, Varnishes, And Related Materials	528 437	760 439	4 201 941	5 656 330
716 Rotating Electric Plants And Parts	28 312	259 403	185 764	5 223 730
679 Tubes, Pipes, Hollow Profile, Pipe Fitting Of Iron/Steel LAINNYA	174 827 5 359 071	555 733 15 377 242	1 554 336 19 954 804	4 875 782 73 731 307
<b>SUB TOTAL</b>	<b>7 160 624</b>	<b>17 884 742</b>	<b>34 302 161</b>	<b>139 601 131</b>
<b>PORTUGAL</b>				
845 Articles Of Apparel	4 298	220 774	26 378	1 229 608
266 Synthetic Fibres Suitable For Spinning	239 512	368 618	436 854	714 094
251 Pulp And Waste Paper	4 691 240	571 094	5 715 780	685 842
844 Women'S Coats/Jackets, Knitted	1 367	78 621	8 320	410 478
059 Fruit And Vegetable Juices LAINNYA	55 650 682 742	114 083 556 370	148 400 1 205 114	303 194 2 872 040

**I.6 IMPOR KOMODITI MENURUT NEGARA ASAL / IMPORT BY COUNTRY OF ORIGIN  
DAN LIMA GOLONGAN BARANG (SITC) UTAMA / AND FIVE MAJOR SITC COMMODITY GROUP  
\*\* JUNI / JUNE 2009 \*\***

Negara Asal/SITC/Uraian Golongan Barang <i>Country of Origin/SITC/group Description</i>	Berat Bersih / <i>Net Weight (Kg)</i>		Nilai CIF / <i>CIF Value (US\$)</i>	
	Bulan ini <i>Current month</i>	Kumulatif <i>Cum. Jan to date</i>	Bulan ini <i>Current month</i>	Kumulatif <i>Cum. Jan to date</i>
SUB TOTAL	5 674 809	1 909 560	7 540 846	6 215 256
<b>ICELAND</b>				
411 Animal Oils And Fats	0	0	19 288	64 546
751 Office Machines	0	0	52	8 132
542 Medicaments, Including Veterinary Medicaments	0	0	107	8 015
653 Fabrics, Woven, Of Man-Made Fibres	0	0	593	1 015
629 Articles Of Rubbers	0	0	3	144
LAINNYA	3	131	8	254
SUB TOTAL	3	131	20 051	82 106
<b>GREECE</b>				
263 Cotton	4 933 527	5 948 504	8 248 032	9 862 815
792 Aircraft And Associated Equipments And Parts	0	0	214 001	2 000 500
121 Tobacco, Unmanufactured And Refused	0	0	200 468	1 550 827
251 Pulp And Waste Paper	3 643 235	415 377	10 079 707	1 007 503
334 Petroleum Products, Refined	0	0	1 093 979	875 183
LAINNYA	184 083	149 060	983 371	1 128 375
SUB TOTAL	8 760 845	6 512 941	20 819 558	16 425 203
<b>VATICAN CITY STATE (HOLY SEE)</b>				
675 Flat Rolled Products And Alloy Steels	0	0	9 434	16 662
LAINNYA	0	0	0	0
SUB TOTAL	0	0	9 434	16 662
<b>ANDORRA</b>				
741 Heating And Cooling Equipments And Parts	0	0	16 877	33 544
652 Cotton Fabrics, Woven	0	0	2 984	29 718
654 Textile Fabrics, Woven, Other Than Of Cotton Or Man-Made Fibres	0	0	970	11 129
641 Papers And Paperboards	0	0	3 400	9 388
655 Knitted Or Crocheted Fabrics	0	0	361	2 927
LAINNYA	0	0	1 239	5 013
SUB TOTAL	0	0	25 831	91 719
<b>LIECHTENSTEIN</b>				
522 Inorganic Chemical Elements, Oxides And Halogen Salts	0	0	10	3 592
874 Measuring, Checking, Analysing, And Controlling Instrument And Apparatus	0	0	4	1 568
772 Electrical Apparatus For Making And Breaking Electrical Circuits	682	1 139	705	1 262
LAINNYA	0	0	0	0
SUB TOTAL	682	1 139	719	6 422
<b>DEMOCRATIC REPUBLIC OF THE CONGO</b>				
292 Crude Vegetable Materials	0	0	97 357	237 651
248 Wood, Simply Worked And Railway Sleeper Of Wood	0	0	67 900	101 792
247 Wood In The Rough Or Roughly Squared	18 635	14 494	18 635	14 494
LAINNYA	0	0	0	0
SUB TOTAL	18 635	14 494	183 892	353 937
<b>HUNGARY</b>				
764 Telecommunication Equipments And Parts	11 260	5 862 219	40 507	21 695 905
714 Engines And Motors, Non-Electric And Parts	1 510	421 661	10 517	7 017 515
541 Medicinal And Pharmaceutical Products	3 586	271 169	9 421	1 189 571
873 Meters And Counters	13 486	184 533	98 527	1 041 900
778 Electrical Machinery And Apparatus	383	13 818	35 950	449 662
LAINNYA	46 850	503 085	542 756	3 860 097
SUB TOTAL	77 075	7 256 485	737 678	35 254 650
<b>POLAND</b>				

**I.6 IMPOR KOMODITI MENURUT NEGARA ASAL / IMPORT BY COUNTRY OF ORIGIN  
DAN LIMA GOLONGAN BARANG (SITC) UTAMA / AND FIVE MAJOR SITC COMMODITY GROUP  
\*\* JUNI / JUNE 2009 \*\***

Negara Asal/SITC/Uraian Golongan Barang <i>Country of Origin/SITC/group Description</i>	Berat Bersih / <i>Net Weight (Kg)</i>		Nilai CIF / <i>CIF Value (US\$)</i>	
	Bulan ini <i>Current month</i>	Kumulatif <i>Cum. Jan to date</i>	Bulan ini <i>Current month</i>	Kumulatif <i>Cum. Jan to date</i>
061 Sugar, Molasses, And Honey	0	0	12 000 000	3 900 000
598 Miscellaneous Chemical Products	0	0	602 329	2 037 733
553 Perfumery, Cosmetics, And Toilet Preparations	1 788	29 574	159 114	1 998 065
778 Electrical Machinery And Apparatus	7 084	74 312	164 415	1 406 762
771 Electric Power Machinery And Parts	6 781	119 641	60 027	1 213 272
LAINNYA	593 728	1 169 285	3 403 695	7 334 552
<b>SUB TOTAL</b>	<b>609 381</b>	<b>1 392 812</b>	<b>16 389 580</b>	<b>17 890 384</b>
<b>ROMANIA</b>				
679 Tubes, Pipes, Hollow Profile, Pipe Fitting Of Iron/Steel	1 983 872	4 537 297	1 985 338	4 542 358
747 Taps, Cocks, And Valves For Pipes	21 754	152 664	129 902	1 148 340
728 Other Machines And Equipment Specialized For Particular Industry	0	0	52 633	851 491
653 Fabrics, Woven, Of Man-Made Fibres	2 761	66 882	49 624	720 109
231 Natural Rubber Latex; Natural Rubber And Similar Natural Gums	0	0	196 560	635 675
LAINNYA	2 794 367	628 802	3 512 566	2 626 063
<b>SUB TOTAL</b>	<b>4 802 754</b>	<b>5 385 645</b>	<b>5 926 623</b>	<b>10 524 036</b>
<b>BULGARIA</b>				
041 Wheat And Meslin, Unmilled	0	0	22 900 000	5 106 700
075 Spices	562 650	203 244	4 882 087	1 621 581
121 Tobacco, Unmanufactured And Refused	291 060	1 240 288	298 159	1 282 624
523 Metallicsalts And Peroxysalts	3 944 435	721 832	6 103 502	1 129 169
737 Metalworking Machinery And Parts	43 735	197 418	82 618	707 494
LAINNYA	137 582	306 834	773 498	2 231 385
<b>SUB TOTAL</b>	<b>4 979 462</b>	<b>2 669 616</b>	<b>35 039 864</b>	<b>12 078 953</b>
<b>YUGOSLAVIA</b>				
774 Electrical Apparatus For Medical Purposes And Radiological Apparatu	0	0	85	9 992
679 Tubes, Pipes, Hollow Profile, Pipe Fitting Of Iron/Steel	0	0	99	2 240
748 Transmission Shafts And Cranks	16	47	153	423
746 Ball Or Roller Bearings	0	0	69	173
LAINNYA	0	0	0	0
<b>SUB TOTAL</b>	<b>16</b>	<b>47</b>	<b>406</b>	<b>12 828</b>
<b>ALBANIA</b>				
121 Tobacco, Unmanufactured And Refused	0	0	127 061	757 753
841 Men'S Coats/Jackets, Not Knitted	24	1 429	72	4 117
746 Ball Or Roller Bearings	237	3 226	237	3 226
842 Women'S Coats/Jacket, Not Knitted	0	0	38	2 668
773 Equipment For Distributing Electricity	136	1 819	136	1 819
LAINNYA	25	410	125	2 506
<b>SUB TOTAL</b>	<b>422</b>	<b>6 884</b>	<b>127 669</b>	<b>772 089</b>
<b>ARMENIA</b>				
629 Articles Of Rubbers	0	0	3	200
851 Footwears	0	0	4	12
LAINNYA	0	0	0	0
<b>SUB TOTAL</b>	<b>0</b>	<b>0</b>	<b>7</b>	<b>212</b>
<b>AZERBAIJAN</b>				
333 Petroleum Oil, Crude	266 432 038	128 463 543	634 841 271	265 571 495
699 Manufactures Of Base Metals	0	0	84	6 220
723 Civil Engineering And Contractor Plants And Equipments/Parts	0	0	8	2 075
LAINNYA	0	0	0	0
<b>SUB TOTAL</b>	<b>266 432 038</b>	<b>128 463 543</b>	<b>634 841 363</b>	<b>265 579 790</b>

**I.6 IMPOR KOMODITI MENURUT NEGARA ASAL / IMPORT BY COUNTRY OF ORIGIN  
DAN LIMA GOLONGAN BARANG (SITC) UTAMA / AND FIVE MAJOR SITC COMMODITY GROUP  
\*\* JUNI / JUNE 2009 \*\***

Negara Asal/SITC/Uraian Golongan Barang <i>Country of Origin/SITC/group Description</i>	Berat Bersih / <i>Net Weight (Kg)</i>		Nilai CIF / <i>CIF Value (US\$)</i>	
	Bulan ini <i>Current month</i>	Kumulatif <i>Cum. Jan to date</i>	Bulan ini <i>Current month</i>	Kumulatif <i>Cum. Jan to date</i>
<b>BELARUS</b>				
625 Rubber Tyre, Tyre Cases, Tyre Treads, Inner Tubes, And Tyre Flaps	23 804	178 288	798 825	4 803 720
562 Fertilizers, Manufactured	0	0	4 509 000	3 929 149
872 Medical Instruments And Appliances	27	9 993	79	19 695
695 Tools For Used In The Hand Or In Machines	0	0	712	9 981
676 Iron/Steel Bars, Rods, Angels, Shaped And Sections	0	0	2 105	3 222
LAINNYA	0	0	1	22
<b>SUB TOTAL</b>	<b>23 831</b>	<b>188 281</b>	<b>5 310 722</b>	<b>8 765 789</b>
<b>KAZAKHSTAN</b>				
673 Flat Rolled Products, Not Clad	0	0	5 209 460	6 017 169
685 Lead	0	0	533 609	738 326
263 Cotton	0	0	131 187	133 524
665 Glassware	0	0	223	1 151
746 Ball Or Roller Bearings	1	120	4	361
LAINNYA	0	0	0	0
<b>SUB TOTAL</b>	<b>1</b>	<b>120</b>	<b>5 874 483</b>	<b>6 890 531</b>
<b>KYRGYZSTAN</b>				
022 Milk, Cream, And Milk Products Other Than Butter Or Cheese	0	0	223 075	747 301
263 Cotton	0	0	105 776	148 663
572 Polimers Of Styrene In Primary Forms	0	0	17 900	33 482
598 Miscellaneous Chemical Products	0	0	895	15 390
592 Starches, Inulin, And Wheat Glutenal Buminoidal Substances; Glues	0	0	785	4 570
LAINNYA	1 487	7 025	3 146	19 895
<b>SUB TOTAL</b>	<b>1 487</b>	<b>7 025</b>	<b>351 577</b>	<b>969 301</b>
<b>MOLDOVA, REPUBLIC OF</b>				
873 Meters And Counters	0	0	575	40 702
775 Household Type, Electrical/Non-Electrical Equipments	1	64	28	1 109
842 Women'S Coats/Jacket, Not Knitted	7	297	20	660
LAINNYA	0	0	0	0
<b>SUB TOTAL</b>	<b>8</b>	<b>361</b>	<b>623</b>	<b>42 471</b>
<b>UKRAINE</b>				
672 Ingots And Other Iron/Steel In Primary Forms	49 693 895	18 972 320	150 507 189	62 595 679
041 Wheat And Meslin, Unmilled	39 658 755	7 637 765	65 990 810	13 041 285
673 Flat Rolled Products, Not Clad	5 972 529	3 562 409	21 081 759	12 697 452
675 Flat Rolled Products And Alloy Steels	1 016 952	657 292	8 483 013	5 273 123
061 Sugar, Molasses, And Honey	0	0	16 750 000	4 448 499
LAINNYA	650 968	751 355	9 850 578	8 092 460
<b>SUB TOTAL</b>	<b>96 993 099</b>	<b>31 581 141</b>	<b>272 663 349</b>	<b>106 148 498</b>
<b>UZBEKISTAN</b>				
263 Cotton	23 592	27 644	23 592	27 644
651 Textile Yarns	0	0	1 160	3 929
LAINNYA	0	0	0	0
<b>SUB TOTAL</b>	<b>23 592</b>	<b>27 644</b>	<b>24 752</b>	<b>31 573</b>
<b>LITHUANIA</b>				
625 Rubber Tyre, Tyre Cases, Tyre Treads, Inner Tubes, And Tyre Flaps	0	0	127 124	1 066 832
248 Wood, Simply Worked And Railway Sleeper Of Wood	17 700	5 730	38 032	36 378
899 Other Miscellaneous Manufactured Articles	0	0	513	21 733
022 Milk, Cream, And Milk Products Other Than Butter Or Cheese	25 000	15 000	25 000	15 000
081 Feeding Stuff For Animals	8 100	2 953	24 300	8 425
LAINNYA	70	6.687	791	28.723
<b>SUB TOTAL</b>	<b>50.870</b>	<b>30.370</b>	<b>215.760</b>	<b>1.177.091</b>
<b>LATVIA</b>				
282 Waste And Scrap Metal Of Iron/Steel	0	0	2.115.365	532.266

**I.6 IMPOR KOMODITI MENURUT NEGARA ASAL / IMPORT BY COUNTRY OF ORIGIN  
DAN LIMA GOLONGAN BARANG (SITC) UTAMA / AND FIVE MAJOR SITC COMMODITY GROUP  
\*\* JUNI / JUNE 2009 \*\***

Negara Asal/SITC/Uraian Golongan Barang <i>Country of Origin/SITC/group Description</i>	Berat Bersih / <i>Net Weight (Kg)</i>		Nilai CIF / <i>CIF Value (US\$)</i>	
	Bulan ini <i>Current month</i>	Kumulatif <i>Cum. Jan to date</i>	Bulan ini <i>Current month</i>	Kumulatif <i>Cum. Jan to date</i>
764 Telecommunication Equipments And Parts	500	152.676	1.531	246.413
232 Synthetic Rubber Latex, Synthetic/Reclaimed Rubber	0	0	43.200	73.008
655 Knitted Or Crocheted Fabrics	0	0	955	66.277
831 Travel Goods	0	0	1.547	37.139
LAINNYA	162	3.772	1.517	27.690
<b>SUB TOTAL</b>	<b>662</b>	<b>156.448</b>	<b>2.164.115</b>	<b>982.793</b>
<b>ESTONIA</b>				
764 Telecommunication Equipments And Parts	76	8.223	17.938	1.205.013
641 Papers And Paperboards	0	0	1.074.515	983.817
251 Pulp And Waste Paper	426.560	53.320	1.475.260	164.897
282 Waste And Scrap Metal Of Iron/Steel	0	0	630.520	158.941
081 Feeding Stuff For Animals	0	0	2.000	30.650
LAINNYA	277	8.794	19.264	72.182
<b>SUB TOTAL</b>	<b>426.913</b>	<b>70.337</b>	<b>3.219.497</b>	<b>2.615.500</b>
<b>GEORGIA</b>				
842 Women'S Coats/Jacket, Not Knitted	1	29	954	41.530
895 Office And Stationery Supplies	0	0	20.166	36.713
629 Articles Of Rubbers	0	0	449	31.665
744 Mechanical Handling Equipments And Parts	0	0	1.160	20.392
662 Clay And Refractory Construction Materials	0	0	20.766	12.682
LAINNYA	7	4.251	50	5.193
<b>SUB TOTAL</b>	<b>8</b>	<b>4.280</b>	<b>43.545</b>	<b>148.175</b>
<b>CROATIA</b>				
121 Tobacco, Unmanufactured And Refused	0	0	99.000	366.102
737 Metalworking Machinery And Parts	9.662	130.956	29.498	278.820
727 Food Processing Machines And Parts	0	0	12.160	268.302
248 Wood,Simply Worked And Railway Sleeper Of Wood	0	0	53.522	123.090
661 Lime,Cement And Fabricated Construction Materials	21.000	11.678	168.000	86.706
LAINNYA	16.080	60.880	16.928	101.070
<b>SUB TOTAL</b>	<b>46.742</b>	<b>203.514</b>	<b>379.108</b>	<b>1.224.090</b>
<b>BOSNIA AND HERZEGOVINA</b>				
743 Pumps, Compressors, Fans, Blowers, Centrifuges, And Parts	10	147	143	2.103
851 Footwears	0	0	67	1.617
845 Articles Of Apparel	0	0	1	381
784 Parts And Accessories Of The Motor Vehicles	0	0	94	306
874 Measuring, Checking, Analysing, And Controlling Instrument And Appa	0	0	57	295
LAINNYA	0	0	15	374
<b>SUB TOTAL</b>	<b>10</b>	<b>147</b>	<b>377</b>	<b>5.076</b>
<b>MALTA</b>				
513 Carboxylic Acids,And Their Anhydrides,Halides,Peroxides	0	0	800.156	395.997
741 Heating And Cooling Equipments And Parts	0	0	5.641	135.197
542 Medicaments, Including Veterinary Medicaments	0	0	315	81.520
598 Miscellaneous Chemical Products	0	0	24.000	57.600
514 Nitrogen-Function Compounds	0	0	246	56.046
LAINNYA	37	402	1.480	15.884
<b>SUB TOTAL</b>	<b>37</b>	<b>402</b>	<b>831.838</b>	<b>742.244</b>
<b>SLOVAKIA</b>				
764 Telecommunication Equipments And Parts	4.870	86.921	12.472	2.683.990
611 Leathers	0	0	3.249	351.065
775 Household Type, Electrical/Non-Electrical Equipments	4.768	26.222	84.329	319.536
514 Nitrogen-Function Compounds	31.949	68.500	128.391	279.800
248 Wood,Simply Worked And Railway Sleeper Of Wood	120.000	51.879	456.000	217.884
LAINNYA	122.262	537.166	489.093	1.587.088
<b>SUB TOTAL</b>	<b>283.849</b>	<b>770.688</b>	<b>1.173.534</b>	<b>5.439.363</b>

**I.6 IMPOR KOMODITI MENURUT NEGARA ASAL / IMPORT BY COUNTRY OF ORIGIN  
DAN LIMA GOLONGAN BARANG (SITC) UTAMA / AND FIVE MAJOR SITC COMMODITY GROUP  
\*\* JUNI / JUNE 2009 \*\***

Negara Asal/SITC/Uraian Golongan Barang <i>Country of Origin/SITC/group Description</i>	Berat Bersih / <i>Net Weight (Kg)</i>		Nilai CIF / <i>CIF Value (US\$)</i>	
	Bulan ini <i>Current month</i>	Kumulatif <i>Cum. Jan to date</i>	Bulan ini <i>Current month</i>	Kumulatif <i>Cum. Jan to date</i>
<b>SLOVENIA</b>				
723 Civil Engineering And Contractor Plants And Equipments/Parts	0	0	45.082	591.772
542 Medicaments, Including Veterinary Medicaments	3.139	174.623	5.343	584.025
641 Papers And Paperboards	78.200	509.000	78.453	510.608
699 Manufactures Of Base Metals	8.980	17.030	50.925	445.742
737 Metalworking Machinery And Parts	0	0	53.454	328.106
LAINNYA	42.528	142.908	287.889	1.219.595
<b>SUB TOTAL</b>	<b>132.847</b>	<b>843.561</b>	<b>521.146</b>	<b>3.679.848</b>
<b>CZECH REPUBLIC</b>				
772 Electrical Apparatus For Making And Breaking Electrical Circuits	13.154	687.316	78.704	4.333.612
764 Telecommunication Equipments And Parts	11.440	529.962	110.242	3.270.190
022 Milk, Cream, And Milk Products Other Than Butter Or Cheese	249.725	446.808	819.675	1.565.871
641 Papers And Paperboards	25.510	18.240	1.517.209	1.531.629
771 Electric Power Machinery And Parts	4.207	389.266	47.834	1.510.091
LAINNYA	412.181	1.470.516	2.463.570	8.793.626
<b>SUB TOTAL</b>	<b>716.217</b>	<b>3.542.108</b>	<b>5.037.234</b>	<b>21.005.019</b>
<b>SOUTH GEORGIA AND THE SOUTH SA</b>				
748 Transmission Shafts And Cranks	0	0	330	5.828
575 Other Plastics In Primary Forms	0	0	27	911
LAINNYA	0	0	0	0
<b>SUB TOTAL</b>	<b>0</b>	<b>0</b>	<b>357</b>	<b>6.739</b>
<b>REP. OF MACEDONIA</b>				
791 Railway Vehicles And Associated Equipments	0	0	375	26.314
842 Women'S Coats/Jacket, Not Knitted	5	171	1.171	9.659
845 Articles Of Apparel	12	392	58	1.706
893 Article Of Plastics	473	1.470	473	1.470
851 Footwears	27	801	27	801
LAINNYA	0	0	2.134	1.409
<b>SUB TOTAL</b>	<b>517</b>	<b>2.834</b>	<b>4.238</b>	<b>41.359</b>
<b>RUSSIA FEDERATION</b>				
562 Fertilizers, Manufactured	17.855.620	3.774.372	44.105.620	12.753.372
672 Ingots And Other Iron/Steel In Primary Forms	0	0	29.914.860	11.008.668
041 Wheat And Meslin, Unmilled	35.044.008	7.792.927	39.698.178	9.423.179
641 Papers And Paperboards	1.155.926	2.158.129	8.705.339	8.931.362
675 Flat Rolled Products And Alloy Steels	427.501	1.752.613	1.529.667	6.432.165
LAINNYA	3.835.906	4.565.008	45.728.926	39.456.571
<b>SUB TOTAL</b>	<b>58.318.961</b>	<b>20.043.049</b>	<b>169.682.590</b>	<b>88.005.317</b>

**I.7 IMPOR KOMODITI TERTENTU MENURUT NEGARA ASAL UTAMA**  
**CERTAIN COMMODITIES IMPORT BY MAIN COUNTRY OF ORIGIN**  
**\*\* JUNI / JUNE 2009 \*\***

Komoditi Commodity	Negara Asal Country of Origin	Berat Bersih / Net Weight (Kg)		Nilai CIF / CIF Value (US\$)	
		Bulan ini Current month	Kumulatif Cum. Jan to date	Bulan ini Current month	Kumulatif Cum. Jan to date
<b>Beras</b>					
	THAILAND	15 574 485	104 522 609	6 021 519	40 753 858
	VIET NAM	0	20 684 150	0	7 828 190
	CHINA	1 304 000	2 876 027	3 312 000	7 484 539
	UNITED STATES	106 623	802 059	149 657	1 258 238
	INDIA	0	344 019	0	600 704
	OTHERS	506 898	544 650	183 506	456 513
	Sub Total	17 492 006	129 773 514	9 666 682	58 382 042
<b>Jagung</b>					
	THAILAND	12 376 931	41 840 941	3 380 011	10 821 095
	INDIA	16 411 608	25 331 877	3 360 405	5 413 125
	BRAZIL	0	20 775 000	0	3 705 509
	UNITED STATES	149 051	1 037 975	165 871	644 654
	ARGENTINA	176 770	536 632	108 724	317 116
	OTHERS	75 502	1 594 794	251 646	533 373
	Sub Total	29 189 862	91 117 219	7 266 657	21 434 872
<b>Kedelai</b>					
	UNITED STATES	297 608 149	817 851 716	141 052 642	374 062 903
	MALAYSIA	4 700 787	22 267 540	3 447 207	15 905 384
	ARGENTINA	11 294 000	11 294 000	5 707 795	5 707 795
	SOUTH AFRICA	998 840	1 999 080	452 065	879 967
	CANADA	40 800	594 500	29 376	415 482
	OTHERS	166 325	577 463	111 857	435 291
	Sub Total	314 808 901	854 584 299	150 800 942	397 406 822
<b>Biji Gandum dan Mesl</b>					
	AUSTRALIA	358 531 055	1 332 697 724	89 534 572	364 688 813
	CANADA	68 550 000	409 456 270	21 034 893	149 784 743
	UNITED STATES	25 334 210	136 761 607	7 180 359	41 846 313
	UKRAINE	39 658 755	65 990 810	7 637 765	13 041 285
	RUSSIA FEDERATION	35 044 008	39 698 178	7 792 927	9 423 179
	OTHERS	92 082	48 134 497	137 489	11 259 099
	Sub Total	527 210 110	2 032 739 086	133 318 005	590 043 432
<b>Tepung terigu</b>					
	TURKEY	36 200 475	154 851 255	10 911 611	47 179 791
	SRI LANKA	19 413 000	56 743 451	7 206 336	27 184 586
	BELGIUM	8 207 500	38 798 000	2 741 556	13 878 769
	AUSTRALIA	1 572 300	17 768 351	590 801	6 719 064
	JAPAN	595 100	2 362 676	227 645	910 315
	OTHERS	418 009	1 048 760	188 148	321 435
	Sub Total	66 406 384	271 572 493	21 866 097	96 193 960
<b>Gula Pasir</b>					
	THAILAND	0	15 650 000	0	6 631 005
	MALAYSIA	690 000	10 254 050	310 700	4 453 038
	KOREA, REPUBLIC OF	2 002 800	2 002 800	1 157 395	1 157 395
	SINGAPORE	200 000	1 444 218	94 563	891 227
	AUSTRALIA	860 000	1 520 000	464 126	864 696
	OTHERS	0	40 045	0	15 401
	Sub Total	3 752 800	30 911 113	2 026 784	14 012 762
<b>Gula Tebu</b>					
	THAILAND	112 200 000	335 248 050	38 420 382	108 519 427



**I.7 IMPOR KOMODITI TERTENTU MENURUT NEGARA ASAL UTAMA**  
**CERTAIN COMMODITIES IMPORT BY MAIN COUNTRY OF ORIGIN**  
**\*\* JUNI / JUNE 2009 \*\***

Komoditi Commodity	Negara Asal Country of Origin	Berat Bersih / Net Weight (Kg)		Nilai CIF / CIF Value (US\$)	
		Bulan ini Current month	Kumulatif Cum. Jan to date	Bulan ini Current month	Kumulatif Cum. Jan to date
	AUSTRALIA	85 000 000	110 000 000	30 484 000	39 330 529
	GUATEMALA	85 550 000	85 550 000	29 596 711	29 596 711
	BRAZIL	48 700 000	56 361 703	18 360 869	21 046 995
	UNITED STATES	34 990 127	34 990 127	12 381 595	12 381 595
	OTHERS	39 000 113	46 001 369	13 194 920	15 303 956
	Sub Total	405 440 240	668 151 249	142 438 477	226 179 213
Daging Sejenis Lembu					
	AUSTRALIA	5 187 607	29 008 291	11 805 462	67 176 668
	NEW ZEALAND	4 581 885	20 183 570	10 609 910	46 881 443
	CANADA	48 743	512 682	83 609	852 363
	UNITED STATES	91 741	391 123	148 254	456 773
	SINGAPORE	0	14 142	0	44 846
	OTHERS	1 284	1 284	2 035	2 035
	Sub Total	9 911 260	50 111 092	22 649 270	115 414 128
Daging Ayam					
	UNITED STATES	298 737	1 611 294	434 089	2 295 707
	SINGAPORE	43 479	185 719	56 860	245 768
	MALAYSIA	0	7 224	0	13 365
	OTHERS	0	0	0	0
	Sub Total	342 216	1 804 237	490 949	2 554 840
Garam					
	AUSTRALIA	139 362 000	675 129 000	8 542 327	37 028 378
	INDIA	42 500 000	101 700 025	1 967 750	4 606 547
	CHINA	3 550 000	27 737 783	176 087	1 432 823
	NEW ZEALAND	48 000	512 000	17 400	167 520
	SINGAPORE	10 837	24 199	38 098	75 948
	OTHERS	24 935	259 171	17 464	114 936
	Sub Total	185 495 772	805 362 178	10 759 126	43 426 152
Mentega					
	NEW ZEALAND	1 131 763	3 626 764	2 202 421	10 372 999
	BELGIUM	195 582	651 052	746 097	2 388 593
	AUSTRALIA	231 749	873 770	480 996	2 109 122
	FRANCE	37 517	180 906	210 922	1 045 412
	UNITED STATES	0	124 525	0	399 593
	OTHERS	59 548	242 058	175 106	496 208
	Sub Total	1 656 159	5 699 075	3 815 542	16 811 927
Minyak Goreng					
	MALAYSIA	914 207	5 563 312	1 043 706	5 768 146
	CHINA	205	8 508 953	140	4 551 975
	SINGAPORE	175 836	909 102	232 184	1 230 080
	THAILAND	60 000	562 423	62 400	605 549
	UNITED STATES	19 246	213 540	28 967	319 651
	OTHERS	16 441	350 198	21 799	437 835
	Sub Total	1 185 935	16 107 528	1 389 196	12 913 236
Susu					
	NEW ZEALAND	8 327 946	37 151 970	15 285 942	90 943 699
	AUSTRALIA	3 244 648	15 803 467	6 732 939	35 190 354
	UNITED STATES	1 049 525	11 577 534	2 296 975	27 979 992
	PHILIPPINES	776 303	3 144 370	4 093 903	16 635 913
	SINGAPORE	253 311	3 201 484	991 501	14 188 289
	OTHERS	3 161 032	15 897 998	6 188 893	34 072 296

**I.7 IMPOR KOMODITI TERTENTU MENURUT NEGARA ASAL UTAMA**  
**CERTAIN COMMODITIES IMPORT BY MAIN COUNTRY OF ORIGIN**  
**\*\* JUNI / JUNE 2009 \*\***

Komoditi Commodity	Negara Asal Country of Origin	Berat Bersih / Net Weight (Kg)		Nilai CIF / CIF Value (US\$)	
		Bulan ini Current month	Kumulatif Cum. Jan to date	Bulan ini Current month	Kumulatif Cum. Jan to date
Bawang Merah	Sub Total	16 812 765	86 776 823	35 590 153	219 010 543
	THAILAND	729 871	23 421 078	399 578	10 236 168
	VIET NAM	0	12 828 541	0	5 513 393
	PHILIPPINES	703 670	5 956 100	291 408	2 437 693
	MALAYSIA	173 058	3 977 080	103 362	2 044 196
	MYANMAR	0	2 932 000	0	1 196 167
	OTHERS	527 211	5 508 117	130 613	1 966 820
Sub Total	2 133 810	54 622 916	924 961	23 394 437	
Bawang putih	CHINA	45 216 751	217 881 918	16 201 135	78 129 572
	MALAYSIA	54 524	357 701	32 306	189 950
	THAILAND	16 048	41 048	6 978	16 603
	NETHERLANDS	0	28 600	0	11 154
	HONG KONG	0	56 000	0	10 834
	OTHERS	32 927	43 054	9 740	18 521
	Sub Total	45 320 250	218 408 321	16 250 159	78 376 634
Kelapa	VIET NAM	47 628	158 760	224 000	754 250
	UNITED ARAB EMIRATES	596 265	596 265	639 948	639 948
	THAILAND	95 208	969 450	44 536	441 753
	SINGAPORE	0	142 558	0	344 415
	BENIN	0	496 650	0	315 718
	OTHERS	60 966	287 879	118 958	371 473
	Sub Total	800 067	2 651 562	1 027 442	2 867 557
Kelapa Sawit	UNITED STATES	0	3 603	0	812 543
	PAPUA NEW GUINEA	0	2 020	0	296 978
	THAILAND	0	900	0	130 650
	OTHERS	0	0	0	0
	Sub Total	0	6 523	0	1 240 171
Lada	VIET NAM	363 150	905 229	111 984	348 618
	SINGAPORE	23 415	23 415	46 822	46 822
	INDIA	0	6 421	0	40 864
	UNITED STATES	513	1 496	8 831	27 793
	CHINA	0	34 456	0	11 217
	OTHERS	786	19 960	2 873	16 381
	Sub Total	387 864	990 977	170 510	491 695
Teh	KENYA	77 721	920 389	193 491	2 086 281
	VIET NAM	182 330	976 006	240 464	937 555
	CHINA	59 383	449 395	110 339	811 001
	SRI LANKA	2	179 341	20	634 618
	INDIA	200	183 604	2 698	490 070
	OTHERS	10 293	147 809	131 601	494 809
	Sub Total	329 929	2 856 544	678 613	5 454 334
Kopi	BRAZIL	153 600	1 228 549	393 885	3 291 185

**I.7 IMPOR KOMODITI TERTENTU MENURUT NEGARA ASAL UTAMA**  
**CERTAIN COMMODITIES IMPORT BY MAIN COUNTRY OF ORIGIN**  
**\*\* JUNI / JUNE 2009 \*\***

Komoditi Commodity	Negara Asal Country of Origin	Berat Bersih / Net Weight (Kg)		Nilai CIF / CIF Value (US\$)	
		Bulan ini Current month	Kumulatif Cum. Jan to date	Bulan ini Current month	Kumulatif Cum. Jan to date
	VIET NAM	746 842	2 031 343	1 184 526	3 193 215
	ITALY	19 640	65 361	264 698	878 301
	UNITED STATES	7 381	130 542	37 429	601 824
	MALAYSIA	13 397	122 317	22 036	249 820
	OTHERS	190 472	607 535	260 809	1 242 025
	Sub Total	1 131 332	4 185 647	2 163 383	9 456 370
Kakao					
	GHANA	1 050 000	6 850 000	3 042 563	19 819 077
	PAPUA NEW GUINEA	1 391 251	5 846 315	3 739 059	14 996 748
	COTE D'IVOIRE	0	1 652 338	0	4 531 162
	CAMEROON	0	1 388 358	0	3 572 340
	SOLOMON ISLANDS	360 000	615 000	981 810	1 668 295
	OTHERS	131 055	309 400	293 788	582 942
	Sub Total	2 932 306	16 661 411	8 057 220	45 170 564
Cabe (segar-dingin)					
	INDIA	30 084	316 256	15 528	203 474
	AUSTRALIA	3 639	13 868	8 697	33 290
	CHINA	0	3 488	0	3 352
	KOREA, REPUBLIC OF	23	389	51	824
	MALAYSIA	74	74	54	54
	OTHERS	0	0	0	0
	Sub Total	33 820	334 075	24 330	240 994
Cabe (kering-tumbuk)					
	INDIA	233 939	3 890 621	212 866	2 931 364
	CHINA	219 676	2 367 047	196 833	2 225 603
	MALAYSIA	158 747	1 241 893	85 831	687 391
	SPAIN	0	4 250	0	16 583
	KOREA, REPUBLIC OF	0	20 000	0	10 750
	OTHERS	22 088	28 209	10 555	28 853
	Sub Total	634 450	7 552 020	506 085	5 900 544
Cabe (awet sementara)					
	INDIA	0	39 000	0	26 520
	AUSTRALIA	327	440	719	1 067
	OTHERS	0	0	0	0
	Sub Total	327	39 440	719	27 587
Tembakau					
	CHINA	2 018 531	9 177 189	8 987 599	46 550 462
	BRAZIL	221 760	1 862 894	1 326 546	11 499 599
	TURKEY	30 134	2 002 326	238 759	11 215 574
	UNITED STATES	7	1 201 305	43	10 315 693
	SWITZERLAND	0	1 124 109	0	6 951 757
	OTHERS	343 354	4 378 350	1 631 275	26 912 468
	Sub Total	2 613 786	19 746 173	12 184 222	113 445 553
Ubi Kayu					
	VIET NAM	1 322 560	1 842 374	213 594	281 170
	CHINA	15 000	34 245	12 000	33 441
	INDIA	0	6 692	0	6 750
	KOREA, REPUBLIC OF	0	537	0	1 135
	MALAYSIA	1 397	1 748	420	488
	OTHERS	0	142	0	270

**I.7 IMPOR KOMODITI TERTENTU MENURUT NEGARA ASAL UTAMA  
CERTAIN COMMODITIES IMPORT BY MAIN COUNTRY OF ORIGIN  
\*\* JUNI / JUNE 2009 \*\***

Komoditi <i>Commodity</i>	Negara Asal <i>Country of Origin</i>	Berat Bersih / <i>Net Weight (Kg)</i>		Nilai CIF / <i>CIF Value (US\$)</i>	
		Bulan ini <i>Current month</i>	Kumulatif <i>Cum. Jan to date</i>	Bulan ini <i>Current month</i>	Kumulatif <i>Cum. Jan to date</i>
	Sub Total	1 338 957	1 885 738	226 014	323 254

<https://www.bps.go.id>

**K1. IMPOR KAWASAN BERIKAT / BOUNDED ZONE IMPORT**  
**MENURUT GOLONGAN BARANG 2 DIJIT HS / BY COMMODITY 2 DIGITS HS**  
**\*\* JUNI / JUNE 2009 \*\***

HS	Uraian Golongan Barang <i>Group Description</i>	Berat Bersih / <i>Net Weight (Kg)</i>		Nilai CIF / <i>CIF Value (US\$)</i>	
		Bulan ini	Kumulatif	Bulan ini	Kumulatif
		<i>Current month</i>	<i>Cum. Jan to date</i>	<i>Current month</i>	<i>Cum. Jan to date</i>
02	Meat and edible meat offal	0	30 224	0	146 601
03	Fish and crustaceans	1 508 814	6 520 706	2 050 302	10 031 950
04	Dairy products, bird's eggs, natural honey	1 616 932	3 466 857	2 066 366	4 659 096
05	Products of animal origin	27 080	85 763	392 276	1 228 563
06	Live trees and other plants	79	28 563	1 694	203 680
07	Edible vegetables and certain roots and tubers	36 320	270 668	58 157	256 458
08	Edible fruits and nuts	33	227 419	1 335	481 650
09	Coffee, tea, mate, and spices	77 701	259 442	184 221	757 446
10	Cereals	50 051	171 437	117 567	509 023
11	Products of the milling industry	63 630	1 008 144	95 039	432 100
12	Oil seeds and oleaginous fruits	184 009 814	186 220 960	85 494 793	88 031 183
13	Lac	33 118	156 600	69 659	417 123
14	Vegetable plaiting materials	169	6 886	2 672	32 018
15	Animal or vegetable oils/fats and their cleavage products	609 162	11 776 052	352 586	8 479 529
16	Preparations of meat/fish/crustaceans/molluscs or other aquatic inverte	54 000	145 684	52 233	609 824
17	Sugar and sugar confectionery	377 040 264	526 674 633	131 531 735	178 139 851
18	Cocoa and cocoa preparations	91	8 085	1 311	124 353
19	Preparations of cereals, flour, starch or milk	117 965	472 095	221 861	993 952
20	Preparations of vegetables, fruits, nuts or other part of plants	11 276	128 388	9 364	540 035
21	Miscellaneous edible preparations	52	34 576	1 639	172 727
22	Beverages, spirit, and vinegar	15 839	94 501	34 050	335 746
23	Residues and waste from the food industries	66	583 719	2 242	325 497
24	Tobacco and manufactured tobacco substitutes	68 305	2 044 170	426 967	17 651 479
25	Salts	36 288 693	201 903 477	2 454 034	25 631 622
26	Ores, slag, and ash	5 352 422	25 966 122	501 098	2 473 243
27	Mineral fuels, mineral oils and products of their distillation	4 172 884	41 067 824	4 163 628	25 003 321
28	Inorganic chemicals	17 955 351	72 907 499	11 694 285	49 884 130
29	Organic chemicals	2 992 756	55 243 656	8 277 138	64 522 198
30	Pharmaceutical products	627 307	762 650	349 060	972 697
31	Fertilizers	4 092	17 136 975	73 591	3 176 882
32	Tanning or dyeing extracts	2 575 513	11 659 933	12 533 031	46 928 449
33	Essential oils and resinoids	23 305	634 290	253 060	2 332 034
34	Soap, organic surfasce-active agents, washing, and lubricating prepara	689 086	3 567 871	2 087 668	11 507 415
35	Albuminoidal substances	3 688 996	21 541 637	3 905 772	26 259 767
36	Explosives	13 346	73 913	530 110	2 889 699
37	Photographic and cinematographic goods	120 070	765 294	117 327	870 217
38	Miscellaneous chemical products	3 787 596	13 775 320	11 509 355	47 102 757
39	Plastics and articles thereof	28 308 289	162 878 960	65 312 054	354 380 854
40	Rubber and articles thereof	7 161 663	30 442 970	14 822 732	68 172 897
41	Raw hides, skins, and leather	1 598 753	9 768 866	12 975 839	76 804 413
42	Articles of leather	44 196	319 484	354 752	3 580 700
43	Furskins and artificial fur	1 802	35 554	44 196	198 620
44	Wood and articles of wood	4 484 711	36 649 083	2 978 445	22 805 606
45	Cork and articles of cork	1 940	8 740	43 573	131 266
46	Manufactured of straw or other plaiting materials	1 879	124 084	9 101	378 381
47	Pulp of wood or of other fibrous cellulosic material	26 234	59 117 354	7 394	38 970 855
48	Paper and paperboard	6 217 373	34 447 393	15 448 695	96 016 512
49	Printed books, newspapers, pictures, and other products of printing in	51 027	770 450	426 011	5 088 370
50	Silk	29 395	355 336	224 849	2 997 211
51	Wool, fine or coarse animal hair	203 609	1 133 569	4 203 780	18 862 041
52	Cotton	12 063 022	73 062 790	52 675 263	346 542 395
53	Other vegetable textile fibres	30 360	822 107	355 466	9 885 949
54	Man-made filaments	4 243 291	28 715 815	28 810 167	207 591 894
55	Man-made staple fibres	5 567 747	30 000 953	15 160 275	99 541 114
56	Wadding, felt, and non-wovens	840 720	5 177 001	5 156 072	34 235 278
57	Carpets and other textile floor coverings	28 183	284 702	134 308	2 551 661
58	Special woven fabrics	1 355 043	6 993 990	12 525 328	84 862 471
59	Impregnated, coated, covered or laminated textile fabrics	911 613	5 913 719	7 164 222	53 334 337
60	Knitted or crocheted fabrics	5 875 963	35 274 552	43 326 902	276 469 720
61	Articles of apparel and clothing accessories, knitted or crocheted	373 062	2 271 250	2 513 614	17 452 808
62	Articles of apparel and clothing accessories, not knitted or crocheted	141 840	1 077 879	1 931 085	14 089 030
63	Other made up textile articles	208 154	619 703	838 456	3 731 959
64	Footwear, gaiters and the like	239 059	1 504 549	2 615 381	15 547 995
65	Headgear and parts thereof	31 260	98 876	387 182	1 300 359
66	Umbrellas, walking sticks, seat-sticks, whips, riding crops and parts	58	37 524	749	153 187
67	Prepared feathers and articles	33 649	47 711	870 294	1 099 407

**K1. IMPOR KAWASAN BERIKAT / BOUNDED ZONE IMPORT**  
**MENURUT GOLONGAN BARANG 2 DIJIT HS / BY COMMODITY 2 DIGITS HS**  
**\*\* JUNI / JUNE 2009 \*\***

HS	Uraian Golongan Barang <i>Group Description</i>	Berat Bersih / <i>Net Weight (Kg)</i>		Nilai CIF / <i>CIF Value (US\$)</i>	
		Bulan ini	Kumulatif	Bulan ini	Kumulatif
		<i>Current month</i>	<i>Cum. Jan to date</i>	<i>Current month</i>	<i>Cum. Jan to date</i>
68	Articles of stone, plaster, cement, asbestos, mica or similar material	224 481	2 706 351	1 106 616	5 551 642
69	Ceramic products	617 623	3 253 653	1 315 115	8 438 910
70	Glass and glassware	781 353	3 496 670	2 103 205	12 071 954
71	Natural and cultured pearls, precious/semi precious stones, and precio	6 232	151 922	2 431 616	21 227 313
72	Iron and steel	55 019 111	271 498 631	56 208 274	379 968 316
73	Articles of iron and steel	33 544 115	246 790 256	93 074 241	615 280 483
74	Copper and articles thereof	1 946 811	22 705 400	10 510 239	101 816 210
75	Nickel and articles thereof	20 515	261 556	477 382	2 944 313
76	Aluminium and articles thereof	2 222 509	13 723 684	11 242 774	56 842 813
78	Lead and articles thereof	32 418	98 548	271 905	1 056 419
79	Zinc and articles thereof	532 446	3 392 285	1 064 808	7 333 381
80	Tin and articles thereof	35 447	173 808	610 211	3 394 366
81	Other base metal	93 800	285 140	1 746 304	5 370 607
82	Tools, implements, cutlery, spoon and forks, of base metal and parts t	194 051	1 723 057	2 462 759	13 460 573
83	Miscellaneous articles of base metal	1 294 078	7 106 207	6 778 514	42 166 037
84	Nuclear reactors, boilers, machinery and mechanical appliances	20 076 520	97 580 329	267 892 911	1 438 667 520
85	Electrical machinery and equipments	16 752 928	83 910 432	374 277 988	2 094 752 797
86	Railway and tramway locomotive, mechanical traffic, and all kinds	196 510	736 619	1 417 385	3 071 175
87	Vehicles other than railway/tramway, and parts and accessories thereof	2 690 317	14 290 912	21 844 345	125 106 174
88	Aircraft and its components	423	1 273 176	217 658	58 658 620
89	Ships, boat, and floating structures	49 343	5 142 527	284 937	12 568 323
90	Optical, photographic, cinematographic, measuring, checking, medical	1 231 356	6 454 086	44 370 173	193 899 021
91	Clocks and watches and parts thereof	17 652	93 785	680 393	3 054 372
92	Musical instruments	340 822	2 493 988	4 068 639	33 257 757
93	Arms and ammunition	1 817	18 456	6 564	91 130
94	Furnitures, bedding, mattress supports, cushions and stuffed furnishin	362 260	3 013 130	1 075 029	15 149 845
95	Toys, games and sports requisiters	77 084	216 173	743 760	3 801 009
96	Miscellaneous manufactured articles	496 837	3 046 155	7 502 066	40 470 721
97	Works of arts, collectors' piece and antiques	13	213	860	4 319
98	Vehicles in ckd and their components	1 908 522	5 805 452	17 751 893	64 874 088
<b>TOTAL IMPOR</b>		<b>864 473 467</b>	<b>2 536 819 598</b>	<b>1 506 471 975</b>	<b>7 845 241 813</b>

**K2. IMPOR KAWASAN BERIKAT / BOUNDED ZONE IMPORT**  
**MENURUT GOLONGAN BARANG SITC / BY SITC COMMODITY GROUP**  
**\*\* JUNI / JUNE 2009 \*\***

SITC Uraian Golongan Barang Group Description	Berat Bersih / Net Weight (Kg)		Nilai CIF / CIF Value (US\$)	
	Bulan ini Current month	Kumulatif Cum. Jan to date	Bulan ini Current month	Kumulatif Cum. Jan to date
<b>A. By Commodity 1 Dijit SITC</b>				
0 Food and Live Animals	380.582.204	539.612.616	136.417.465	198.305.566
1 Beverages and Tobacco	84.144	2.131.116	461.017	17.974.886
2 Crude Materials, Inedible	235.082.070	540.289.445	116.734.230	319.837.393
3 Mineral Fuels, Lubricants, etc.	3.915.978	40.778.971	4.038.218	24.864.294
4 Animal & Vegetable Oils/Fats	201.582	11.202.240	256.321	8.209.419
5 Chemicals	58.080.958	345.799.220	99.949.724	522.693.986
6 Manufactured Goods	138.248.676	807.993.550	372.584.530	2.464.980.989
7 Machinery and Transportation Equipments	41.750.612	209.181.183	683.172.106	3.780.685.710
8 Miscellaneous Manufactured Articles	6.523.537	39.779.057	91.459.032	499.922.554
9 Special Commodities and Transaction	3.706	52.200	1.399.332	7.767.016
<b>B. By Commodity 2 Dijit SITC</b>				
01 Meat and meat preparations	54.000	126.081	52.233	265.822
02 Dairy product and eggs	860	21.008	8.693	127.185
03 Fish, crustaceans, molluscs and their preparations	1.508.814	6.570.533	2.050.302	10.522.553
04 Cereals and cereal preparations	144.810	807.285	309.081	1.234.692
05 Fruits and vegetables	112.942	785.045	164.452	1.442.448
06 Sugar, sugar preparations, and honey	378.656.434	530.134.493	133.592.396	182.760.035
07 Coffee, tea, cocoa, and spices	77.792	282.010	185.532	984.277
08 Feeding stuff for animals	66	583.719	2.242	325.497
09 Miscellaneous food preparations	26.486	302.442	52.534	643.057
11 Beverages	15.839	86.946	34.050	323.407
12 Tobacco and tobacco manufactured	68.305	2.044.170	426.967	17.651.479
21 Hides, skins and furskins	850	45.503	23.600	174.511
22 Oil seeds, nuts, and kernels	184.006.556	186.074.793	85.478.752	87.594.154
23 Crude rubber	6.451.288	26.877.140	8.944.998	40.230.012
24 Wood, lumber, and cork	1.081.845	10.583.048	697.541	8.445.146
25 Pulp and waste paper	26.234	59.117.354	7.394	38.970.855
26 Textile fibres and their waste	10.269.028	62.065.039	16.822.390	112.933.702
27 Crude fertilizers and crude minerals	20.639.093	160.994.890	1.933.213	23.610.404
28 Metalliferous ores and metal scraps	12.546.775	34.111.002	2.362.222	5.578.418
29 Crude animals and vegetable materials, nes	60.401	420.676	464.120	2.300.191
32 Coal, coke, and briquettes	0	139.104	0	137.947
33 Petroleum and petroleum products	3.915.972	40.628.016	4.034.977	24.674.061
34 Gas; natural and manufactured	6	11.851	3.241	52.286
41 Animal oils and fats	0	28.797	0	101.370
42 Fixed vegetable oils/fats	140.207	10.842.689	172.340	7.749.662
43 Animal vegetable oils/fats	61.375	330.754	83.981	358.387
51 Organic chemicals	3.487.098	56.153.933	8.063.168	60.200.011
52 Inorganic chemicals	17.895.118	72.805.346	11.641.814	49.771.315
53 Dyeing, tanning, and colouring materials	2.619.272	12.206.456	12.712.606	48.754.121
54 Medical and pharmaceutical products	629.317	815.408	928.647	7.521.419
55 Essential oils and perfumery materials	510.948	2.828.139	1.747.128	9.241.528
56 Manufactured fertilizers	58	17.085.810	2.930	3.025.435
57 Plastics in primary forms	24.320.006	138.011.051	40.817.604	211.480.212
58 Plastics in non-primary forms	1.699.729	10.516.892	9.144.274	58.533.875
59 Chemical materials and its products, nes	6.919.412	35.376.185	14.891.553	74.166.070
61 Leather, leather med, nes	1.623.484	9.867.437	13.092.413	77.897.252
62 Rubber manufactured, nes	670.503	3.309.310	5.611.143	26.067.172
63 Wood and cork manufactured	3.404.806	26.074.775	2.324.477	14.491.726
64 Paper, paperboard, and manufactured thereof	5.744.145	32.369.153	10.059.730	64.570.386
65 Textile yarns, fabrics, and their products	21.098.111	126.350.865	153.984.665	1.029.069.289
66 Non metallic minerals manufactured	18.089.080	51.492.306	5.283.531	27.396.833
67 Iron and steel	74.707.360	468.062.745	119.495.736	832.980.704
68 Non ferrous metals	4.127.706	35.046.460	21.819.512	157.952.938
69 Manufactured of metal, nes	8.783.481	55.420.499	40.913.323	234.554.689
71 Power generating machine and equipments	2.398.201	14.633.218	29.920.769	294.712.351
72 Machinery specialized for particular industry	3.575.971	22.537.462	72.903.281	372.681.768
73 Metalworking machinery	1.321.726	4.443.896	15.687.173	60.876.197
74 General industrial machinery and equipments	12.331.761	52.633.675	110.216.018	489.468.738
75 Office machinery and automatic data processing	1.852.429	10.327.997	56.825.364	324.088.646
76 Telecommunication and reproducers apparatus	4.736.832	24.376.461	96.314.546	582.682.246

**K2. IMPOR KAWASAN BERIKAT / BOUNDED ZONE IMPORT**  
**MENURUT GOLONGAN BARANG SITC / BY SITC COMMODITY GROUP**  
**\*\* JUNI / JUNE 2009 \*\***

SITC Uraian Golongan Barang Group Description	Berat Bersih / Net Weight (Kg)		Nilai CIF / CIF Value (US\$)	
	Bulan ini	Kumulatif	Bulan ini	Kumulatif
	Current month	Cum. Jan to date	Current month	Cum. Jan to date
77 Electrical machinery and apparatus	10.695.648	53.032.652	259.848.438	1.393.109.156
78 Road vehicles	4.765.002	20.498.281	40.731.445	190.519.673
79 Other transportation equipments	73.042	6.697.541	725.072	72.546.935
81 Sanitary, plumbing, and fittings	223.437	2.158.940	818.538	11.789.903
82 Furniture	185.122	982.428	498.995	4.370.842
83 Traveling goods	17.313	187.909	215.651	2.035.611
84 Clothing	689.889	4.673.707	6.356.357	47.563.438
85 Footwear	239.059	1.504.549	2.615.381	15.547.995
87 Professional, scientific, and contractor instruments	1.071.162	5.319.392	23.105.176	86.717.452
88 Photographic apparatus, equipments and optics	280.201	1.898.243	13.580.988	70.908.879
89 Miscellaneous manufactured articles	3.817.354	23.053.889	44.267.946	260.988.434
96 Coin; not being legal tender	66	66	1.790	1.790
97 Gold; non monetary	3.640	52.134	1.397.542	7.765.226

**C. By Commodity 3 Dijit SITC**

012 Other Meat, Other Edible Meat Offal, Fresh, Chilled Or Frozen	0	30.224	0	146.601
017 Meat And Edible Meat Offal, Prepared Or Preserved	54.000	95.857	52.233	119.221
022 Milk, Cream, And Milk Products Other Than Butter Or Cheese	0	6.235	0	33.207
024 Cheese And Curds	762	762	5.705	5.705
025 Eggs, Birds, And Egg Yolks; Fresh, Dried Or Otherwise Preserved	98	14.011	2.988	88.273
034 Fish, Fresh, Chilled Or Frozen	1.479.490	5.970.755	1.951.959	7.833.880
035 Fish, Dried Salted Or In Brine; Smoked Fish	0	42.367	0	446.413
036 Crustaceans, Molluscs, And Aquatic Invertebrates	29.324	507.584	98.343	1.751.657
037 Fish, Crustaceans, Molluscs, And Other Aquatic Invertebrates; Prepared	0	49.827	0	490.603
041 Wheat And Meslin, Unmilled	50.051	171.414	117.567	508.770
045 Cereals, Unmilled	0	23	0	253
046 Meal And Flour Of Wheat And Flour Of Meslin	9	346.194	48	113.006
047 Other Cereal Meals And Flours	9.798	22.597	23.000	55.100
048 Cereal Preparations And Preparations Of Flours/Starchs Of Fruit	84.952	267.057	168.466	557.563
054 Vegetables, Fresh, Chilled, Frozen Or Simply Preserved	39.495	273.716	73.833	270.570
056 Vegetables, Roots And Tubers, Prepared Or Preserved Nes	62.138	265.047	79.920	659.162
057 Fruit And Nut; Fresh Or Dried	33	227.417	1.335	481.643
058 Fruits, Preserved And Preparations	10.976	13.023	8.897	21.644
059 Fruit And Vegetable Juices	300	5.842	467	9.429
061 Sugar, Molasses, And Honey	378.656.424	530.126.200	133.592.272	182.737.310
062 Sugar Confectionery	10	8.293	124	22.725
071 Coffee And Coffee Substitutes	76.800	199.117	182.968	727.128
072 Cocoa	0	1.723	0	10.131
073 Chocolate And Other Food Preparations Containing Cocoa	91	6.362	1.311	114.222
074 Tea And Mate	901	22.968	1.253	20.723
075 Spices	0	51.840	0	112.073
081 Feeding Stuff For Animals	66	583.719	2.242	325.497
091 Margarine And Shortening	2.000	108.012	6.024	171.077
098 Edible Products And Preparations	24.486	194.430	46.510	471.980
111 Non-Alcoholic Beverages, Nes	2.500	31.495	1.155	20.448
112 Alcoholic Beverages	13.339	55.451	32.895	302.959
121 Tobacco, Unmanufactured And Refused	63.632	1.853.159	376.970	15.052.833
122 Tobacco, Manufactured	4.673	191.011	49.997	2.598.646
211 Hides And Skins, Raw	322	19.478	3.278	117.476
212 Furskins, Raw	528	26.025	20.322	57.035
222 Oil Seeds Use For Extraction Of soft Fixed Vegetable Oils	184.006.556	186.074.171	85.478.752	87.579.453
223 Oil Seeds Use For Extraction Of Other Fixed Vegetable Oils	0	622	0	14.701
231 Natural Rubber Latex; Natural Rubber And Similar Natural Gums	698.056	2.721.799	923.586	3.696.739
232 Synthetic Rubber Latex, Synthetic/Reclaimed Rubber	5.753.232	24.155.341	8.021.412	36.533.273
244 Cork, Natural, Raw And Waste	192	3.603	470	46.444
245 Fuel Wood And Wood Charcoal	16.790	47.642	30.004	83.762
246 Wood In Chips Or Particles And Waste	0	28.907	0	12.409
247 Wood In The Rough Or Roughly Squared	487.277	1.530.798	108.247	486.059
248 Wood, Simply Worked And Railway Sleeper Of Wood	577.586	8.972.098	558.820	7.816.472
251 Pulp And Waste Paper	26.234	59.117.354	7.394	38.970.855
261 Silk	26.929	312.629	183.793	2.284.678
263 Cotton	5.646.866	39.074.684	8.737.011	70.273.957
264 Jute And Other Textile Bast Fibres	0	3.805	0	54.981
265 Vegetable Textile Fibres, Raw Or Processed; Waste Of These Fibres	27	3.041	217	17.047



**K2. IMPOR KAWASAN BERIKAT / BOUNDED ZONE IMPORT  
MENURUT GOLONGAN BARANG SITC / BY SITC COMMODITY GROUP  
\*\* JUNI / JUNE 2009 \*\***

SITC Uraian Golongan Barang Group Description	Berat Bersih / Net Weight (Kg)		Nilai CIF / CIF Value (US\$)	
	Bulan ini Current month	Kumulatif Cum. Jan to date	Bulan ini Current month	Kumulatif Cum. Jan to date
266 Synthetic Fibres Suitable For Spinning	2.387.513	12.274.739	3.548.366	16.824.901
267 Other Man-Made Fibres Suitable For Spinning And Waste	2.174.738	10.123.238	4.057.441	21.835.949
268 Wool And Other Animal Hair	32.532	255.323	292.117	1.544.905
269 Old Clothing And Other Old Textile Articles; Rags	423	17.580	3.445	97.284
272 Fertilizers, Crude	11.055	160.432	155.234	328.368
273 Stone, Sand And Gravel	15.116.516	66.774.105	755.062	3.393.751
274 Sulphur And Unroasted Iron Pyrites	63.015	44.924.825	115.397	13.247.451
277 Natural Abrasives	291.830	4.358.235	127.951	1.464.957
278 Other Crude Minerals	5.156.677	44.777.293	779.569	5.175.877
281 Iron Ore And Concentrates	5.270.614	25.283.048	430.653	2.012.036
282 Waste And Scrap Metal Of Iron/Steel	6.993.024	7.258.154	1.710.035	2.136.943
283 Copper Ores And Concentrates	0	4.603	0	26.781
284 Nickel Ores And Concentrates	470	1.382	1.162	5.165
285 Aluminium Ores And Concentrates	140.233	427.153	112.341	415.722
286 Ores And Concentrates Of Uraniumand Thorium	0	2	0	6
287 Ores And Concentrates Of Basemetals	301	105.271	5.714	105.372
288 Non-Ferrous Base Metal Waste And Scraps	142.133	1.031.325	102.317	875.066
289 Ores And Concentrates Of Precious Metals; Waste,Scraps	0	64	0	1.327
291 Crude Animal Materials	27.080	85.763	392.276	1.228.563
292 Crude Vegetable Materials	33.321	334.913	71.844	1.071.628
321 Coals, Pulverized Or Not	0	37.528	0	64.813
325 Coke And Semi Coke Of Coal/Lignite/Peat	0	101.576	0	73.134
334 Petroleum Products, Refined	3.778.133	39.808.321	3.781.396	23.178.722
335 Residual Petroleum Products, And Related Materials	137.839	819.695	253.581	1.495.339
342 Liquefied Propane And Butane	5	4.518	41	11.246
343 Natural Gas, Liquefied Or Not	0	103	0	7.553
344 Petroleum Gases And Other Gas	1	7.083	3.200	32.362
345 Coal Gas, Water Gas And Similar Gas	0	147	0	1.125
411 Animal Oils And Fats	0	28.797	0	101.370
421 Fixed Vegetable Fats And Oils Soft,Crude,Refined Or Fractioned	140.000	1.807.525	171.500	2.089.131
422 Fixed Vegetable Fats And Oils Solid,Crude,Refined Or Fractioned	207	9.035.164	840	5.660.531
431 Animal And Vegetable Oil; Fat Processed And Their Wax	61.375	330.754	83.981	358.387
511 Hydrocarbon And Their Halogenated, Nitrated Derivatives	216.935	2.194.299	583.036	3.675.672
512 Alcohols,Phenols,Phenol-Alcohols And Their Halogenated	665.396	38.013.445	887.906	26.671.202
513 Carboxylic Acids,And Their Anhydrides,Halides,Peroxides	614.233	6.966.806	966.987	8.053.090
514 Nitrogen-Function Compounds	1.091.028	4.225.550	3.232.929	9.537.155
515 Organo-Inorganic And Heterocyclic Compounds	581.582	2.671.269	1.401.423	6.417.372
516 Other Organic Chemicals	317.924	2.082.564	990.887	5.845.520
522 Inorganic Chemical Elements, Oxides And Halogen Salts	9.811.733	45.653.740	8.933.431	38.501.881
523 Metallicsalts And Peroxysalts	7.718.161	25.310.144	1.704.652	8.487.164
524 Other Inorganic Chemicals;Chemical Compound Of Precious Metals	365.200	1.837.976	1.000.934	2.747.666
525 Radioactive And Associated Materials	24	3.486	2.797	34.604
531 Synthetic Organic; Colouring Matter	999.446	2.341.096	5.170.029	11.147.030
532 Dyeing/Tanning Extracts And Synthetic Tanning Materials	48.315	419.438	256.668	1.103.055
533 Pigments, Paints, Varnishes, And Related Materials	1.571.511	9.445.922	7.285.909	36.504.036
541 Medicinal And Pharmaceutical Products	629.089	814.119	803.166	7.393.601
542 Medicaments, Including Veterinary Medicaments	228	1.289	125.481	127.818
551 Essential Oils, Perfumes, And Flavour Materials	14.440	74.314	123.077	1.454.849
553 Perfumery, Cosmetics, And Toilet Preparations	8.865	559.976	129.983	877.185
554 Soap,Cleansing And Polishing Preparations	487.643	2.193.849	1.494.068	6.909.494
562 Fertilizers, Manufactured	58	17.085.810	2.930	3.025.435
571 Polymers Of Ethylene In Primary Forms	5.609.661	41.182.965	7.349.482	45.114.044
572 Polimers Of Styrene In Primary Forms	5.919.758	25.757.772	8.791.997	40.948.655
573 Polimers Of Vinyl Chloride In Primary Forms	889.975	9.925.318	1.155.325	11.367.106
574 Poliacetals And Polycarbons In Primary Forms	2.830.527	10.782.979	7.942.480	30.670.677
575 Other Plastics In Primary Forms	9.070.085	49.977.386	15.578.320	83.052.925
579 Waste And Scrap Of Plastics	0	384.631	0	326.805
581 Tubes, Pipes, And Hoses Of Plastics	159.388	1.165.306	1.326.167	8.245.216
582 Plates, Sheets, And Film Of Plastics	1.517.029	9.284.575	7.592.535	49.598.988
583 Monofilament And Rod Of Plastics	23.312	67.011	225.572	689.671
591 Disinfectants, Insecticides, And Fungicides Put In Forms	59.699	383.634	254.973	1.606.794
592 Starches, Inulin, And Wheat Glutenal Buminoidal Substances; Glues	3.684.568	21.995.934	3.856.861	25.870.967
593 Explosive And Pyrotechnic Products	13.204	69.596	529.328	2.846.516
597 Additive For Mineral Oils	708.760	1.883.247	1.836.769	6.304.877
598 Miscellaneous Chemical Products	2.453.181	11.043.772	8.413.622	37.536.816

**K2. IMPOR KAWASAN BERIKAT / BOUNDED ZONE IMPORT**  
**MENURUT GOLONGAN BARANG SITC / BY SITC COMMODITY GROUP**  
**\*\* JUNI / JUNE 2009 \*\***

SITC Uraian Golongan Barang Group Description	Berat Bersih / Net Weight (Kg)		Nilai CIF / CIF Value (US\$)	
	Bulan ini Current month	Kumulatif Cum. Jan to date	Bulan ini Current month	Kumulatif Cum. Jan to date
599 Residual products of chemical or allied industries, sewage	0	2	0	100
611 Leathers	1.598.431	9.749.388	12.972.561	76.686.937
612 Manufactures And Composition Leathers	25.053	117.928	119.852	1.193.818
613 Furskins, Tanned Or Dressed	0	121	0	16.497
621 Materials Of Rubber	408.500	1.526.543	1.811.814	8.209.916
625 Rubber Tyre,Tyre Cases,Tyre Treads,Inner Tubes, And Tyre Flaps	13.931	195.230	78.428	1.494.443
629 Articles Of Rubbers	248.072	1.587.537	3.720.901	16.362.813
633 Cork Manufactures	1.748	5.137	43.103	84.822
634 Veneers,Plywood,Improved/Reconstituted Wood Worked	3.268.495	24.563.579	1.745.073	10.671.691
635 Wood Manufactures	134.563	1.506.059	536.301	3.735.213
641 Papers And Paperboards	4.240.186	21.232.738	4.782.007	29.303.723
642 Paper And Paperboard Cut To Size/Shape And Article Of Papers	1.503.959	11.136.415	5.277.723	35.266.663
651 Textile Yarns	2.245.446	14.305.548	10.573.972	72.411.305
652 Cotton Fabrics, Woven	6.197.357	32.766.745	43.237.331	270.302.165
653 Fabrics, Woven, Of Man-Made Fibres	3.333.240	24.058.684	27.773.740	209.919.481
654 Textile Fabrics, Woven, Other Than Of Cotton Or Man-Made Fibres	237.996	2.486.245	4.495.809	31.196.364
655 Knitted Or Crocheted Fabrics	5.875.963	35.274.552	43.326.902	276.469.720
656 Tulle,Lace,Embroidery,Ribbons,Trimmings And Other Small Wares	1.207.784	5.462.196	11.137.522	74.490.825
657 Special Yarns,Textile Fabrics	1.763.960	11.104.810	12.463.826	88.010.029
658 Made-Up Articles, Wholly/Chiefly Of Textile Materials	208.182	606.238	841.255	3.698.011
659 Floor Coverings	28.183	285.847	134.308	2.571.389
661 Lime,Cement And Fabricated Construction Materials	15.964.290	41.925.947	1.335.859	3.939.822
662 Clay And Refractory Construction Materials	1.042.030	2.890.984	1.127.802	4.596.083
663 Mineral Manufactures	311.169	3.202.831	894.499	7.872.147
664 Glass	755.546	3.169.965	1.772.473	9.612.671
665 Glassware	15.896	268.590	101.311	1.217.097
666 Pottery	93	32.097	431	86.358
667 Pearl, Precious And Semi Precious Stones	56	1.892	51.156	72.655
671 Pig Iron,Spiegeleisen,Sponge Iron, And Ferro-Alloys	992.279	3.185.393	2.202.607	5.631.953
672 Ingots And Other Iron/Steel In Primary Forms	628.358	5.989.083	2.923.063	13.821.538
673 Flat Rolled Products, Not Clad	21.854.007	80.334.222	15.631.273	61.568.900
674 Flat Rolled Products, Clad Or Plated	3.982.878	21.238.893	5.189.575	32.377.241
675 Flat Rolled Products And Alloy Steels	12.934.829	98.793.507	19.081.750	157.367.295
676 Iron/Steel Bars, Rods, Angels, Shaped And Sections	6.673.304	53.677.833	7.732.160	100.370.348
677 Rail/Railway And Tractor Construction Of Iron/Steel Materials	28.095	4.599.140	119.530	7.845.077
678 Wire Of Iron/Steel	968.097	4.012.515	1.755.460	9.598.667
679 Tubes, Pipes, Hollow Profile, Pipe Fitting Of Iron/Steel	26.645.513	196.232.159	64.860.318	444.399.685
681 Silver, Platinum, And Other Metal Of The Platinum Groups	1.657	5.412	400.033	6.993.689
682 Copper	1.755.965	21.603.838	9.563.198	97.526.304
683 Nickel	14.351	188.432	437.227	2.336.562
684 Aluminium	1.786.514	9.875.421	8.774.789	38.784.167
685 Lead	26.646	63.905	209.125	493.026
686 Zinc	511.048	3.133.115	1.005.368	6.589.373
687 Tin	26.810	149.900	556.011	3.134.532
689 Miscellaneous Non-Ferrous Basemetals Employed In Metallurgy	4.715	26.437	873.761	2.095.285
691 Structures And Parts Of Iron/Steel Or Aluminium	2.641.045	19.730.929	9.099.042	68.690.474
692 Metal Containers For Storage And Transportations	937.537	5.635.952	2.481.097	14.423.340
693 Wire Products And Fencing Grills	1.092.412	7.004.715	4.097.430	22.055.778
694 Nails, Screws, Nuts, Bolts, Rivets Of Iron/Steel Or Copper	742.628	4.665.651	4.718.374	30.088.632
695 Tools For Used In The Hand Or In Machines	189.130	1.654.429	2.416.222	12.679.989
696 Cutlery	4.851	67.811	41.245	756.132
697 Household Equipment Of Base Metals	51.871	800.551	256.478	3.022.193
699 Manufactures Of Base Metals	3.124.007	15.860.461	17.803.435	82.838.151
711 Steam And Other Vapour Generating Boilers And Parts	445.913	903.161	3.687.744	6.452.305
712 Steam Or Other Generating Boilers And Parts	64	377.014	1.275	13.120.874
713 Internal Combustion Piston Engines And Parts	644.684	5.511.864	7.095.543	71.303.644
714 Engines And Motors, Non-Electric And Parts	35.602	683.689	2.184.171	96.856.715
716 Rotating Electric Plants And Parts	1.087.399	5.535.036	13.583.920	86.118.386
718 Other Power Generating Machines And Parts	184.539	1.622.454	3.368.116	20.860.427
721 Agricultural Machinery And Parts	889	154.355	29.245	1.126.291
722 Tractors	7	11.937	861	50.779
723 Civil Engineering And Contractor Plants And Equipments/Parts	1.676.488	9.696.925	11.731.998	78.475.666
724 Textile/Leather Machinery And Parts	625.913	3.627.839	8.629.479	34.096.006
725 Papermill/Pulpmill Machinery And Paper Cutting Machines	66.772	404.084	1.552.586	8.144.783
726 Printing/Book Binding Machinery And Parts	552.157	2.214.674	34.994.059	145.341.841

**K2. IMPOR KAWASAN BERIKAT / BOUNDED ZONE IMPORT**  
**MENURUT GOLONGAN BARANG SITC / BY SITC COMMODITY GROUP**  
**\*\* JUNI / JUNE 2009 \*\***

SITC Uraian Golongan Barang Group Description	Berat Bersih / Net Weight (Kg)		Nilai CIF / CIF Value (US\$)	
	Bulan ini Current month	Kumulatif Cum. Jan to date	Bulan ini Current month	Kumulatif Cum. Jan to date
727 Food Processing Machines And Parts	47.537	1.583.993	668.829	22.545.618
728 Other Machines And Equipment Specialized For Particular Industry	606.208	4.843.655	15.296.224	82.900.784
731 Machine Tools By Removing Metal	193.868	1.165.557	1.873.996	15.290.700
733 Machine Tool For Working Metals	147.480	1.197.841	3.866.764	15.550.704
735 Parts Of Machine Tools	208.715	466.708	3.128.713	10.323.597
737 Metalworking Machinery And Parts	771.663	1.613.790	6.817.700	19.711.196
741 Heating And Cooling Equipments And Parts	1.325.559	5.910.582	8.619.163	64.018.676
742 Pumps For Liquid And Parts	601.305	4.135.103	5.788.394	33.732.490
743 Pumps, Compressors, Fans, Blowers, Centrifuges, And Parts	3.444.104	10.641.129	24.298.601	65.476.664
744 Mechanical Handling Equipments And Parts	3.745.206	16.384.464	28.542.613	117.782.521
745 Other Non-Electical Machinery, Tools, And Mechanical Apparatus	387.862	2.165.105	7.160.649	32.309.964
746 Ball Or Roller Bearings	250.065	1.153.826	3.601.752	12.428.873
747 Taps, Cocks, And Valves For Pipes	1.530.028	5.498.243	17.251.185	69.745.314
748 Transmission Shafts And Cranks	682.267	3.419.445	9.985.394	45.478.299
749 Non-Electric Parts And Accessories Of Machineries	365.365	3.325.778	4.968.267	48.495.937
751 Office Machines	442.972	2.857.221	13.021.444	65.565.335
752 Automatic Data Processing Machines And Their Units	705.552	3.933.503	8.791.755	88.789.084
759 Parts And Accessories For Machine Of Heading 751 Or 752	703.905	3.537.273	35.012.165	169.734.227
761 Television Receivers	1.340.543	5.943.807	2.944.999	11.128.991
762 Radio Broadcast Receivers	85	27.663	8.438	743.778
763 Sound Recorders Or Reproducers	20.767	599.865	3.427.680	23.685.159
764 Telecommunication Equipments And Parts	3.375.437	17.805.126	89.933.429	547.124.318
771 Electric Power Machinery And Parts	508.652	3.188.662	8.355.278	66.423.751
772 Electrical Apparatus For Making And Breaking Electrical Circuits	2.452.595	12.680.431	64.640.568	380.377.739
773 Equipment For Distributing Electricity	1.799.350	10.213.384	15.062.519	91.837.249
774 Electrical Apparatus For Medical Purposes And Radiological Apparatus	11.846	56.711	44.379	1.768.874
775 Household Type, Electrical/Non-Electrical Equipments	1.219.204	5.539.144	6.926.618	29.622.796
776 Thermionic, Cold Cathode, And Photo Cathode Valves/Tubes	2.131.884	9.567.228	98.130.016	521.287.712
778 Electrical Machinery And Apparatus	2.572.117	11.787.092	66.689.060	301.791.035
781 Passengger Motor Cars	1.639.737	5.131.065	14.705.459	52.669.763
782 Motor Vehicle For The Transportation Of Goods	328.999	705.810	2.927.103	6.929.524
783 Road Motor Vehicles	36	23.200	13.895	39.250
784 Parts And Accessories Of The Motor Vehicles	1.010.373	7.955.596	13.183.631	89.387.963
785 Motorcycles, Scooters, And Other Cycles Motorized/Non Motorized	1.010.236	4.539.651	7.590.498	36.689.271
786 Trailers And Other Vehicles, Not Motorized	775.621	2.142.959	2.310.859	4.803.902
791 Railway Vehicles And Associated Equipments	23.276	281.860	222.477	1.328.723
792 Aircraft And Associated Equipments And Parts	423	1.273.154	217.658	58.649.889
793 Ships, Boats, And Floating Structures	49.343	5.142.527	284.937	12.568.323
811 Prefabricated Buildings	119.950	1.563.942	291.790	8.861.747
812 Sanitary, Plumbing, Heating, And Lighting Fixtures/Fittings	46.739	104.743	221.197	907.565
813 Lighting Fixtures And Fittings	56.748	490.255	305.551	2.020.591
821 Furnitures And Parts	185.122	982.428	498.995	4.370.842
831 Travel Goods	17.313	187.909	215.651	2.035.611
841 Men'S Coats/Jackets, Not Knitted	17.382	185.583	61.643	372.019
842 Women'S Coats/Jacket, Not Knitted	18.383	72.860	189.946	771.679
843 Men'S Coats/Jackets, Knitted	4.353	34.514	58.440	433.642
844 Women'S Coats/Jackets, Knitted	3.339	7.935	52.888	119.973
845 Articles Of Apparel	349.630	2.134.726	2.442.054	16.964.695
846 Clothing Accessories Of Textiles Fabrics	121.815	913.511	1.639.728	12.879.830
848 Articles Of Apparel And Clothing Accessories Of Other Than Textile Fab	174.987	1.324.578	1.911.658	16.021.600
851 Footwears	239.059	1.504.549	2.615.381	15.547.995
871 Optical Instrument And Apparatus	13.811	70.772	1.061.164	3.734.073
872 Medical Instruments And Appliances	323.447	1.621.602	2.897.203	13.978.378
873 Meters And Counters	245.656	1.647.117	2.489.193	16.794.656
874 Measuring, Checking, Analysing, And Controlling Instrument And Apparatus	488.248	1.979.901	16.657.616	52.210.345
881 Photographic Apparatus And Equipments	11.035	200.220	2.098.701	16.563.495
882 Photographic And Cinematographic Supplies	120.069	764.848	116.674	856.899
883 Cinematograph Film, Exposed And Developed	1	446	653	13.318
884 Optical Goods	131.444	838.944	10.684.567	50.420.795
885 Watches And Clocks	17.652	93.785	680.393	3.054.372
891 Arms And Ammunitions	1.817	18.513	6.564	104.774
892 Printed Matter	524.255	2.848.690	5.814.976	36.534.496
893 Article Of Plastics	2.193.149	13.430.992	14.201.779	72.099.695
894 Baby Carriages, Toys, Games, And Sporting Goods	77.221	216.369	744.301	3.805.948
895 Office And Stationery Supplies	194.942	1.063.638	1.725.330	9.004.172

**K2. IMPOR KAWASAN BERIKAT / BOUNDED ZONE IMPORT**  
**MENURUT GOLONGAN BARANG SITC / BY SITC COMMODITY GROUP**  
**\*\* JUNI / JUNE 2009 \*\***

SITC Uraian Golongan Barang <i>Group Description</i>	Berat Bersih / <i>Net Weight (Kg)</i>		Nilai CIF / <i>CIF Value (US\$)</i>	
	Bulan ini	Kumulatif	Bulan ini	Kumulatif
	<i>Current month</i>	<i>Cum. Jan to date</i>	<i>Current month</i>	<i>Cum. Jan to date</i>
896 Works Of Art, Collectors Pieces And Antiques	13	213	860	4.319
897 Jewellery, Goldsmith, Silversmith Wares, And Other Articles	812	92.338	577.975	6.386.760
898 Musical Instrument And Parts/Accessories	352.040	2.658.755	5.015.050	55.764.963
899 Other Miscellaneous Manufactured Articles	473.105	2.724.381	16.181.111	77.283.307
961 Coin Not Being Legal Tender	66	66	1.790	1.790
971 Gold, Non-Monetary	3.640	52.134	1.397.542	7.765.226
<b>TOTAL IMPOR</b>	<b>864.473.467</b>	<b>2.536.819.598</b>	<b>1.506.471.975</b>	<b>7.845.241.813</b>

<https://www.bps.go.id>

**K3. IMPOR KAWASAN BERIKAT / BOUNDED ZONE IMPORT  
MENURUT NEGARA ASAL / BY COUNTRY OF ORIGIN  
\*\* JUNI / JUNE 2009 \*\***

Kode Code	Negara Asal Country of Origin	Berat Bersih / Net Weight (Kg)		Nilai CIF / CIF Value (US\$)	
		Bulan ini Current month	Kumulatif Cum. Jan to date	Bulan ini Current month	Kumulatif Cum. Jan to date
111	JP JAPAN	20 959 648	209 329 560	211 833 641	1 214 187 139
112	HK HONG KONG	7 448 152	41 109 700	103 774 027	603 025 165
113	KP KOREA, DEM. PEOPLE'S REP.	0	12 804	0	167 676
114	KR KOREA, REPUBLIC OF	24 323 788	134 991 995	109 214 904	692 828 740
115	TW TAIWAN	10 217 683	54 225 514	50 851 501	323 530 755
116	CN CHINA	46 863 978	240 401 709	158 607 285	887 502 161
117	MN MONGOLIA	81	1 737	2 449	35 608
118	MO MACAU	37 622	412 470	168 271	1 477 999
120	PG PAPUA NEW GUINEA	0	8 960	0	66 213
121	TH THAILAND	113 407 093	326 600 290	66 721 458	313 542 730
122	SG SINGAPORE	77 425 053	478 064 482	386 394 202	2 145 151 363
123	PH PHILIPPINES	12 891 992	21 953 448	17 709 348	78 060 205
124	MY MALAYSIA	44 710 509	173 833 380	50 647 990	293 989 702
125	MM MYANMAR	0	646 609	0	2 707 652
126	KH CAMBODIA	8 870	110 060	82 089	612 009
127	BN BRUNEI DARUSSALAM	212	58 413	1 427	157 191
128	LA LAO PEOPLE'S DEM. REP.	0	11 190	0	65 669
130	BT BHUTAN	438	3 140	35 837	137 236
131	VN VIET NAM	2 086 360	7 715 041	11 959 088	52 714 957
133	IN INDIA	4 268 233	20 376 377	8 629 373	55 423 284
134	PK PAKISTAN	915 339	3 336 576	2 180 606	11 182 794
135	BD BANGLADESH	18 592	156 424	17 417	367 153
136	LK SRI LANKA	50 578	446 239	288 476	2 883 218
137	AF AFGHANISTAN	0	3	0	62
138	ID INDONESIA	2 092	32 846	4 060	209 874
142	IR IRAN (ISLAMIC REPUBLIC OF)	8 650	146 339	48 021	160 558
143	SA SAUDI ARABIA	552 487	29 336 215	744 911	29 156 278
144	IL ISRAEL	25	4 867	113 319	1 188 102
145	KW KUWAIT	49 688	10 472 260	41 290	7 006 873
146	JO JORDAN	476	32 252	16 501	212 613
148	LB LEBANON	4	4 633	10	46 248
151	YE YEMEN	7 760	62 007	85 085	273 524
152	OM OMAN	0	4 134	0	69 389
153	SY SYRIA ARAB REPUBLIC	0	1 620	0	40 549
154	TR TURKEY	89 063	1 109 411	546 318	3 061 339
155	AE UNITED ARAB EMIRATES	101 464	832 112	948 101	3 614 033
156	QA QATAR	51 000	667 746	63 750	468 052
157	BH BAHRAIN	48 733	196 813	87 473	391 103
211	EG EGYPT	123 066	10 223 479	417 941	2 552 955
213	MA MOROCCO	7 797	13 584	97 813	150 872
214	TN TUNISIA	0	41 322	0	48 532
217	ER ERITREA	91	92	4 013	5 013
219	NA NAMIBIA	146	146	892	892
221	ET ETHIOPIA	582	1 134	28 640	93 732
222	TZ TANZANIA, UNITED REP. OF	44 001	574 187	71 783	884 554
223	MG MADAGASCAR	0	385	0	6 302
225	KE KENYA	355	8 226	4 571	114 811
227	MZ MOZAMBIQUE	0	3 944	0	57 158
230	TG TOGO	0	35 405	0	115 915
231	GH GHANA	130	130	10 813	10 813
232	LR LIBERIA	0	1 378	0	20 705
235	CG CONGO	0	5 986	0	21 624
236	CM CAMEROON	75 110	104 723	76 677	162 620
237	NG NIGERIA	0	32	0	40
239	GA GABON	0	88 150	0	208 135
240	CI COTE D'IVOIRE	25 114	559 125	28 513	735 708
241	SN SENEGAL	0	2 139	0	1 680
242	MR MAURITANIA	0	2 430	0	20 875
243	ML MALI	0	42	0	2 247
244	BJ BENIN	139 641	259 566	158 541	294 700
245	BF BURKINA FASO	50 720	110 455	86 937	222 774
248	VI U.S. VIRGIN ISLANDS	0	395	0	4 915

**K3. IMPOR KAWASAN BERIKAT / BOUNDED ZONE IMPORT  
MENURUT NEGARA ASAL / BY COUNTRY OF ORIGIN  
\*\* JUNI / JUNE 2009 \*\***

Kode Code	Negara Asal Country of Origin	Berat Bersih / Net Weight (Kg)		Nilai CIF / CIF Value (US\$)	
		Bulan ini Current month	Kumulatif Cum. Jan to date	Bulan ini Current month	Kumulatif Cum. Jan to date
251	UG UGANDA	0	1	0	10
252	CF CENTRAL AFRICAN REPUBLIC	0	2 236	0	2 646
255	DJ DJIBOUTI	0	5 175	0	141 527
256	SH SAINT HELENA	34	46 998	1 707	104 858
260	SZ SWAZILAND	89	7 203	1 906	408 825
261	ZA SOUTH AFRICA	81 032	15 195 512	350 960	17 954 460
267	MU MAURITIUS	598 361	4 675 990	756 775	4 787 486
269	ZR ZAIRE	53	53	40	40
298	VG VIRGIN ISLANDS (BRITISH)	1 246	7 731 114	14 903	473 278
311	AU AUSTRALIA	77 681 183	133 036 518	33 387 445	113 118 618
312	NZ NEW ZEALAND	1 274 271	9 576 944	723 801	5 957 270
322	NC NEW CALEDONIA	0	500	0	6 024
329	ON OTH.OCEANIA	0	73	0	2 093
331	AS AMERICAN SAMOA	245 078	771 879	134 797	826 198
332	CK COOK ISLANDS	10 910	63 983	88 669	1 190 239
333	FJ FIJI	0	1 293	0	11 658
336	WS SAMOA	0	4 623	0	46 861
339	TV TUVALU	0	20	0	2 424
342	CC COCOS (KEELING) ISLANDS	0	10 000	0	8 040
343	TK TOKELAU	0	118	0	593
411	US UNITED STATES	217 084 611	253 131 339	126 192 123	330 000 160
412	CA CANADA	44 325	1 385 904	316 033	8 839 362
421	MX MEXICO	5 850	466 163	344 313	2 548 069
422	GT GUATEMALA	85 550 000	85 619 438	29 596 711	29 948 692
423	HN HONDURAS	0	14	0	594
424	NI NICARAGUA	0	160	0	11 000
425	PA PANAMA	0	91 795	0	315 344
427	CB CURACAO	0	481	0	16 325
428	SR SURINAME	0	10	0	3 242
431	CL CHILE	73 176	16 715 960	111 916	9 719 886
432	VE VENEZUELA	0	60	0	4 518
433	AR ARGENTINA	12 025 795	12 981 473	11 638 326	15 386 999
434	BR BRAZIL	49 094 936	58 428 857	21 009 002	43 489 100
435	CO COLOMBIA	540 056	560 351	68 063	172 787
436	BO BOLIVIA	0	493	0	826 523
437	UY URUGUAY	2	403 602	18	78 659
438	PY PARAGUAY	91 456	388 782	69 223	795 877
441	EC ECUADOR	0	1	0	1
442	PE PERU	20 000 000	20 054 889	6 697 319	6 852 979
444	TT TRINIDAD AND TOBAGO	0	101	0	13 755
446	JM JAMAICA	3 464	19 317	16 520	75 430
447	PR PUERTO RICO	259	3 988	47 816	2 365 210
449	DO DOMINICAN REPUBLIC	20	44 057	35	146 925
450	SV EL SALVADOR	12 000 000	12 007 403	4 018 392	4 375 835
451	CR COSTA RICA	0	24 867	0	388 831
453	BB BARBADOS	0	18 980	0	4 005
454	AG ANTIGUA AND BARBUDA	8 138	10 585	410 711	419 532
458	CV CAPE VERDE	0	14 932	0	45 355
459	KY CAYMAN ISLANDS	0	471	0	92 522
460	DM DOMINICA	0	244	0	2 830
467	AN NETHERLANDS ANTILLES	0	850	0	6 839
469	LC SAINT LUCIA	0	1 674	0	11 093
470	SM SAN MARINO	0	793	0	5 808
511	GB UNITED KINGDOM	709 450	6 846 065	4 383 022	30 094 092
512	NL NETHERLANDS	1 083 619	7 654 936	2 950 552	63 857 623
513	FR FRANCE	1 381 812	6 823 776	8 371 561	59 047 827
514	DE GERMANY, FED. REP. OF	4 299 927	23 466 662	33 838 589	138 243 097
515	AT AUSTRIA	243 624	1 614 708	7 342 495	40 949 055
516	BE BELGIUM	1 018 389	5 065 746	3 026 011	29 734 974
517	CH SWITZERLAND	129 817	1 194 876	1 680 512	7 554 930
518	LU LUXEMBOURG	5 522	959 160	4 716	2 096 421
521	DK DENMARK	37 051	213 983	215 943	4 756 614

**K3. IMPOR KAWASAN BERIKAT / BOUNDED ZONE IMPORT  
MENURUT NEGARA ASAL / BY COUNTRY OF ORIGIN  
\*\* JUNI / JUNE 2009 \*\***

Kode Code	Negara Asal Country of Origin	Berat Bersih / Net Weight (Kg)		Nilai CIF / CIF Value (US\$)	
		Bulan ini Current month	Kumulatif Cum. Jan to date	Bulan ini Current month	Kumulatif Cum. Jan to date
522	NO NORWAY	261 865	21 177 413	3 856 983	25 164 717
523	SE SWEDEN	166 413	5 236 225	918 895	8 512 828
524	FI FINLAND	254 344	2 912 997	1 448 845	10 082 297
525	IE IRELAND	22	58 888	1 370	289 763
526	IT ITALY	1 749 976	5 407 697	7 839 227	32 685 026
527	ES SPAIN	62 599	640 307	662 767	8 617 281
528	PT PORTUGAL	406 183	415 717	114 083	690 354
529	IS ICELAND	0	594	0	1 067
531	GR GREECE	88 053	2 160 480	43 000	4 310 869
532	VA VATICAN CITY STATE	0	9 434	0	16 662
533	AD ANDORRA	0	25 813	0	91 593
540	CD DEMOCRATIC REP. OF THE CONGO	0	97 357	0	237 651
542	HU HUNGARY	21 796	181 481	223 887	1 758 944
543	PL POLAND	207 551	541 487	321 409	3 076 215
544	RO ROMANIA	1 771 077	1 898 313	4 364 074	5 569 491
545	BG BULGARIA	152 524	365 677	260 271	934 025
549	AM ARMENIA	0	7	0	212
553	KG KYRGYZSTAN	0	18 135	0	36 658
557	UA UKRAINE	6 840 260	32 272 551	4 145 830	17 834 590
560	LV LATVIA	0	44 155	0	139 285
562	GE GEORGIA	4	4	4.130	4.130
563	HR CROATIA	1.300	6.188	27.264	98.288
565	MT MALTA	0	24.036	0	57.778
566	SK SLOVAKIA	11.603	21.535	298.204	1.361.218
567	SI SLOVENIA	0	781	0	244.928
568	CZ CZECH REPUBLIC	11.654	236.158	755.503	5.505.268
570	MK REP. OF MACEDONIA	0	1	0	595
572	RU RUSSIA FEDERATION	130.271	6.972.157	569.946	8.125.424
<b>TOTAL IMPOR</b>		<b>864.473.467</b>	<b>2.536.819.598</b>	<b>1.506.471.975</b>	<b>7.845.241.813</b>

**K4. IMPOR KAWASAN BERIKAT / BOUNDED ZONE IMPORT**  
**MENURUT PROPINSI DAN PELABUHAN IMPOR / BY PROVINCE AND PORT OF IMPORTATION**  
**\*\* JUNI / JUNE 2009 \*\***

Kode Code	Propinsi / Pelabuhan Impor Province / Port of Impotation	Berat Bersih / Net Weight (Kg)		Nilai CIF / CIF Value (US\$)	
		Bulan ini Current month	Kumulatif Cum. Jan to date	Bulan ini Current month	Kumulatif Cum. Jan to date
<b>SUMATERA UTARA</b>		<b>6 806 144</b>	<b>39 130 606</b>	<b>13 952 567</b>	<b>81 101 101</b>
144 IDBLW	BELAWAN	6 804 477	39 093 963	13 806 711	80 586 627
166 IDMES	MEDAN / POLONIA (U)	1 667	23 741	145 856	486 077
167 IDMDN	MEDAN (PTT)	0	2	0	2 797
170 IDKTJ	KUALA TANJUNG	0	12 900	0	25 600
<b>RIAU</b>		<b>29 872 655</b>	<b>206 615 413</b>	<b>8 342 370</b>	<b>109 938 548</b>
225 IDDUM	DUMAI	129 550	42 929 963	156 697	44 940 354
228 IDBLS	BENGKALIS	0	173 072	0	72 041
235 IDSUQ	SUNGAI GUNTUNG	556 847	4 051 129	775 422	9 526 654
242 IDTEM	TEMBILAHAN	0	2 207 592	0	4 071 809
243 IDKEN	KUALA ENOK	0	37 113	0	72 987
261 IDPKU	SIMPANG TIGA (U)	64	284	2 225	83 805
277 IDBUN	BUATAN	29 186 194	157 216 260	7 408 026	51 170 898
<b>KEPULAUAN RIAU</b>		<b>128 652 578</b>	<b>753 965 882</b>	<b>510 633 324</b>	<b>3 082 892 516</b>
251 IDTPN	TANJUNG PINANG	0	81 295	0	3 209 175
258 IDBTU	BATU AMPAR	65 863 459	437 096 016	270 205 233	1 698 784 202
262 IDTNJ	KIJANG (U)	0	22 577	0	6 815 747
265 IDSKP	SEKUPANG	15 691 054	99 793 431	141 161 603	844 480 443
267 IDKAB	KABIL/PANAU	47 013 875	216 534 876	69 529 699	393 505 651
271 IDBTH	HANG NADIM (U)	84 190	437 687	29 736 789	136 097 298
<b>JAMBI</b>		<b>0</b>	<b>2 220 416</b>	<b>0</b>	<b>2 064 685</b>
291 IDKTK	KUALA TUNGKAL	0	2 220 416	0	2 064 685
<b>DKI JAKARTA</b>		<b>137 108 532</b>	<b>700 136 486</b>	<b>676 434 634</b>	<b>3 841 390 342</b>
431 IDTPP	TANJUNG PRIOK	135 030 095	640 507 721	517 544 526	2 928 151 443
432 IDKLB	KALIBARU	0	46 056 136	0	15 361 105
433 IDJKT	JAKARTA / PASAR IKAN	500	500	31 200	31 200
434 IDCGK	SOEKARNO-HATTA (U)	2 076 822	13 550 135	158 806 436	897 136 879
435 IDPSB	JKT./ POS PASAR BARU	19	23	698	900
436 IDHLP	HALIM PERDANA KUSUMA (U)	1 096	21 971	51 774	708 815
<b>BANTEN</b>		<b>522 352 783</b>	<b>524 552 783</b>	<b>220 034 152</b>	<b>221 302 022</b>
461 IDMRK	MERAK	81 184 801	83 384 801	44 545 104	45 812 974
473 IDCGD	CIGADING	441 167 982	441 167 982	175 489 048	175 489 048
<b>JAWA BARAT</b>		<b>38</b>	<b>697</b>	<b>1 414</b>	<b>30 664</b>
463 IDCBN	CIREBON/PENGGUNG (U)	0	6	0	120
466 IDBDO	HUSEIN SASTRANEGARA	0	5	0	442
468 IDBND	GEDE BAGE-BANDUNG (PTT)	38	652	1 414	21 124
470 IDCRB	CIREBON (PTT)	0	34	0	8 978
<b>JAWA TENGAH</b>		<b>11 899 091</b>	<b>65 600 549</b>	<b>38 061 121</b>	<b>195 524 075</b>
494 IDTES	TANJUNG EMAS	11 879 537	53 558 779	37 907 396	191 196 892
495 IDCXP	CILACAP	0	12 000 000	0	3 647 998
496 IDSRG	ACHMAD YANI (U)	9 607	24 200	114 316	380 037
497 IDSMR	SEMARANG (PTT)	9 094	12 964	14 440	78 956
498 IDSOC	JEBRES/ADI SUMARMO	853	4 606	24 969	220 192
<b>DI YOGYAKARTA</b>		<b>129</b>	<b>28 381</b>	<b>2 434</b>	<b>81 006</b>
531 IDJOG	ADI SUCIPTO (U)	99	4 233	2 104	71 927
532 IDJOK	YOGYAKARTA (PTT)	30	24 148	330	9 079
<b>JAWA TIMUR</b>		<b>27 727 279</b>	<b>244 167 019</b>	<b>33 948 807</b>	<b>293 157 984</b>
563 IDTPE	TANJUNG PERAK	26 752 343	238 733 812	30 664 412	262 934 851
564 IDPAZ	PASURUAN	0	395 097	0	1 197 955
565 IDPRO	PROBOLINGGO	0	160 156	0	1 345 636
567 IDBJU	BANYUWANGI	940 000	3 840 000	1 183 750	4 957 550
587 IDSUB	JUANDA (U)-SURABAYA	34 936	272 293	2 100 645	19 227 709
588 IDSUR	SURABAYA (PTT)	0	732 358	0	3 232 439



**K4. IMPOR KAWASAN BERIKAT / BOUNDED ZONE IMPORT**  
**MENURUT PROPINSI DAN PELABUHAN IMPOR / BY PROVINCE AND PORT OF IMPORTATION**  
**\*\* JUNI / JUNE 2009 \*\***

Kode Code	Propinsi / Pelabuhan Impor Province / Port of Impotation	Berat Bersih / Net Weight (Kg)		Nilai CIF / CIF Value (US\$)	
		Bulan ini Current month	Kumulatif Cum. Jan to date	Bulan ini Current month	Kumulatif Cum. Jan to date
592	IDRAM RAMBIPUJI-JEMBER	0	33 303	0	261 844
	<b>BALI</b>	<b>53 552</b>	<b>352 618</b>	<b>5 059 673</b>	<b>17 034 066</b>
613	IDBOA BENOA/LOLOAN	0	189 949	0	4 293 108
620	IDDPS NGURAH RAI (U)	53 552	162 669	5 059 673	12 740 958
	<b>KALIMANTAN TIMUR</b>	<b>686</b>	<b>48 748</b>	<b>1 479</b>	<b>724 804</b>
803	IDBPP BALIKPAPAN	630	48 692	1 157	724 482
805	IDSRD SAMARINDA	56	56	322	322
	<b>TOTAL IMPOR</b>	<b>864 473 467</b>	<b>2 536 819 598</b>	<b>1 506 471 975</b>	<b>7 845 241 813</b>

<https://www.bps.go.id>