

# STATISTIK EKSPOR IMPOR PROVINSI SULAWESI SELATAN TRIWULAN II 2022



**BADAN PUSAT STATISTIK  
PROVINSI SULAWESI SELATAN**

# STATISTIK EKSPOR IMPOR PROVINSI SULAWESI SELATAN TRIWULAN II 2022



**BADAN PUSAT STATISTIK  
PROVINSI SULAWESI SELATAN**

# Statistik Ekspor Impor Provinsi Sulawesi Selatan Triwulan II - 2022

|                   |                                   |
|-------------------|-----------------------------------|
| ISBN              | : -                               |
| No. Publikasi     | : 73000.2254                      |
| Katalog Publikasi | : 8202035.73                      |
| Ukuran Buku       | : 21,59 cm x 27,94 cm             |
| Jumlah Halaman    | : x + 137 halaman                 |
| Naskah            | : BPS Provinsi Sulawesi Selatan   |
| Penyunting        | : BPS Provinsi Sulawesi Selatan   |
| Gambar kulit      | : BPS Provinsi Sulawesi Selatan   |
| Diterbitkan Oleh  | : © BPS Provinsi Sulawesi Selatan |
| Dicetak Oleh      | : BPS Provinsi Sulawesi Selatan   |

*Dilarang mengumumkan, mendistribusikan, mengomunikasikan dan/atau menggandakan sebagian atau seluruh isi buku ini untuk tujuan komersial tanpa izin tertulis dari Badan Pusat Statistik Provinsi Sulawesi Selatan*

## **TIM PENYUSUN**

### **Penanggungjawab Umum**

Suntono

### **Penanggungjawab Teknis**

Darma Endrawati

### **Penyunting**

IGBN Diksa

### **Penulis**

Darma Endrawati

### **Pengolah Data**

Darma Endrawati

### **Gambar Kulit dan Tata Letak**

IGBN Diksa



## KATA PENGANTAR

Buletin Statistik Ekspor Impor Provinsi Sulawesi Selatan Triwulan II-2022, merupakan publikasi yang diterbitkan secara berkala setiap triwulan. Publikasi ini berisi data dan informasi sebagai berikut :

- a. Ekspor/Impor menurut golongan barang HS
- b. Ekspor/Impor menurut golongan barang SITC
- c. Ekspor/Impor menurut negara tujuan/asal, pelabuhan muat/bongkar dan impor komoditi menurut negara tujuan/asal utama.

Ucapan terima kasih dan penghargaan yang setinggi-tingginya disampaikan kepada Direktorat Jenderal Bea dan Cukai Kementerian Keuangan, Bank Indonesia, dan semua pihak yang telah berkontribusi sehingga publikasi ini dapat diterbitkan tepat waktu. Saran yang konstruktif dari pengguna data kami harapkan untuk penyempurnaan publikasi mendatang. Semoga publikasi ini bermanfaat.

Makassar, Oktober 2022

BADAN PUSAT STATISTIK  
PROVINSI SULAWESI SELATAN

Kepala,



Suntono



## DAFTAR ISI

|  | Halaman |
|--|---------|
| Kata Pengantar   | v       |
| Daftar Isi   | vii     |
| Daftar Tabel   | ix      |
| Daftar Gambar  | x       |
| Penjelasan   | 1       |
| Ringkasan Ekspor   | 7       |
| Ringkasan Impor  | 15      |
| Lampiran   | 23      |
| Lampiran 1. Ekspor Sulawesi Selatan Menurut Sektor   | 25      |
| Lampiran 2. Ekspor Sulawesi Selatan Menurut Golongan Barang 2 Digit HS   | 26      |
| Lampiran 3. Ekspor Sulawesi Selatan Menurut Komoditi (HS)  | 27      |
| Lampiran 4. Ekspor Sulawesi Selatan Menurut Golongan Barang SITC   | 33      |
| Lampiran 5. Ekspor Sulawesi Selatan Menurut Negara Tujuan  | 35      |
| Lampiran 6. Ekspor Sulawesi Selatan Menurut Pelabuhan Muat   | 36      |
| Lampiran 7. Ekspor Sulawesi Selatan Menurut Komoditi dan Negara Tujuan<br>Triwulan II/2022                         | 37      |
| Lampiran 8. Ekspor Sulawesi Selatan Menurut Komoditi dan Negara Tujuan<br>Kumulatif sampai dengan Triwulan II/2022 | 39      |
| Lampiran 9. Impor Sulawesi Selatan Menurut Migas dan Non Migas   | 42      |
| Lampiran 10. Impor Sulawesi Selatan Menurut Golongan Barang 2 Digit HS   | 43      |
| Lampiran 11. Impor Sulawesi Selatan Menurut Komoditi (HS)  | 45      |
| Lampiran 12. Impor Sulawesi Selatan Menurut Golongan Barang SITC   | 98      |
| Lampiran 13. Impor Sulawesi Selatan Menurut Negara Asal  | 119     |
| Lampiran 14. Impor Sulawesi Selatan Menurut Pelabuhan Bongkar  | 121     |



|              |   |     |
|--------------|---|-----|
| Lampiran 15. | Impor Sulawesi Selatan Menurut Komoditi dan Negara Asal<br>Triwulan II/2022                         | 122 |
| Lampiran 16. | Impor Sulawesi Selatan Menurut Komoditi dan Negara Asal<br>Kumulatif sampai dengan Triwulan II/2022 | 127 |

<https://sulsel.bps.go.id>

## DAFTAR TABEL

|          |   |    |
|----------|---|----|
| Tabel 1. | Ekspor Sulawesi Selatan Menurut Sektor Tahun 2021 – Triwulan II/2022  | 10 |
| Tabel 2. | Perkembangan Nilai Ekspor Sulawesi Selatan Menurut Kelompok Komoditas Triwulan II/2021 dan Triwulan II/2022 | 11 |
| Tabel 3. | Nilai Ekspor Sulawesi Selatan Menurut Kelompok Negara Tujuan Utama Triwulan II/2021 dan Triwulan II/2022    | 12 |
| Tabel 4. | Perkembangan Nilai Ekspor Sulawesi Selatan menurut Pelabuhan Muat Triwulan II/2021 dan Triwulan II/2022     | 13 |
| Tabel 5. | Impor Migas dan Non Migas Sulawesi Selatan Tahun 2021 - Triwulan II/2022                                    | 18 |
| Tabel 6. | Perkembangan Nilai Impor Sulawesi Selatan Menurut Kelompok Komoditas Triwulan II/2021 dan Triwulan II/2022  | 19 |
| Tabel 7. | Nilai Impor Sulawesi Selatan Menurut Kelompok Negara Asal Utama Triwulan II/2021 dan Triwulan II/2022       | 21 |
| Tabel 8. | Perkembangan Nilai Impor Sulawesi Selatan Menurut Pelabuhan Bongkar Triwulan II/2021 dan Triwulan II/2022   | 21 |

## DAFTAR GAMBAR

|           |   |    |
|-----------|---|----|
| Gambar 1. | Nilai Ekspor Sulawesi Selatan Tahun 2020 – Triwulan II/2022   | 9  |
| Gambar 2. | Persentase Nilai Ekspor Sulawesi Selatan Menurut Sektor Tahun 2021 dan Kumulatif TW II/2022                   | 10 |
| Gambar 3. | Nilai Ekspor Sulawesi Selatan menurut Kelompok Komoditas Kumulatif Triwulan II/2022                           | 12 |
| Gambar 4  | Nilai Ekspor Sulawesi Selatan Menurut Pelabuhan Muat Kumulatif Triwulan II/2022                               | 13 |
| Gambar 5. | Nilai Impor Sulawesi Selatan Tahun 2020- Triwulan II/2022   | 17 |
| Gambar 6. | Persentase Nilai Impor Sulawesi Selatan Menurut Migas dan Non Migas Tahun 2021 dan Kumulatif Triwulan II/2022 | 18 |
| Gambar 7. | Nilai Impor Sulawesi Selatan menurut Kelompok Komoditas Triwulan II/2022                                      | 19 |
| Gambar 8. | Nilai Impor Sulawesi Selatan Menurut Pelabuhan Bongkar Triwulan II/2022                                       | 22 |



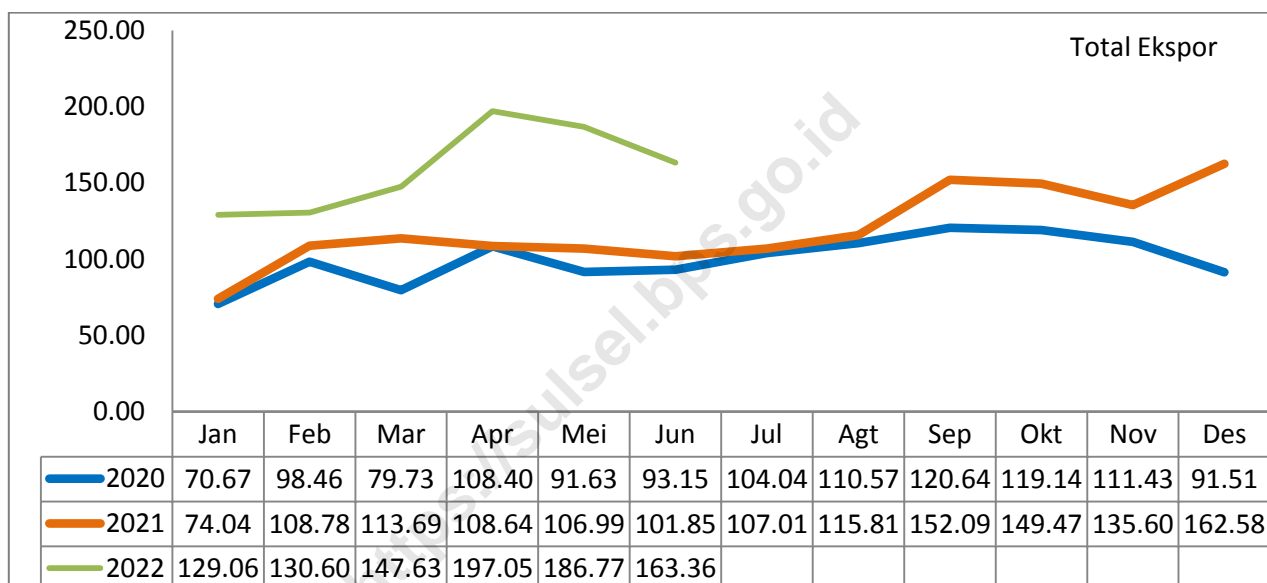
# Ringkasan Ekspor

<https://sulsel.bps.go.id>

## RINGKASAN EKSPOR

Nilai ekspor melalui pelabuhan muat Sulawesi Selatan selama periode triwulan II/2022 sebesar US \$ 547,18 juta. Capaian ini meningkat 34,35 persen dibanding impor triwulan I/2022 yang senilai US \$ 407,29 juta. Jika dibandingkan dengan triwulan II/2021 yang sebesar US \$ 317,48 mengalami kenaikan 72,35 persen. Nilai ekspor secara kumulatif triwulan II/2022 senilai US \$ 954,46 juta, meningkat sebesar 55,45 persen dibandingkan kumulatif triwulan II/2021.

**Gambar 1. Nilai Ekspor Sulawesi Selatan  
Tahun 2020 – Triwulan II/2022**



Berdasarkan capaian ekspor triwulan II/2022 terlihat bahwa seiring meredanya pandemi, telah terjadi proses akselerasi kapasitas ekspor Sulawesi Selatan. Capaian ekspor Sulawesi Selatan secara kumulatif hingga triwulan II/2022 telah di atas level ekspor sebelum pandemi.

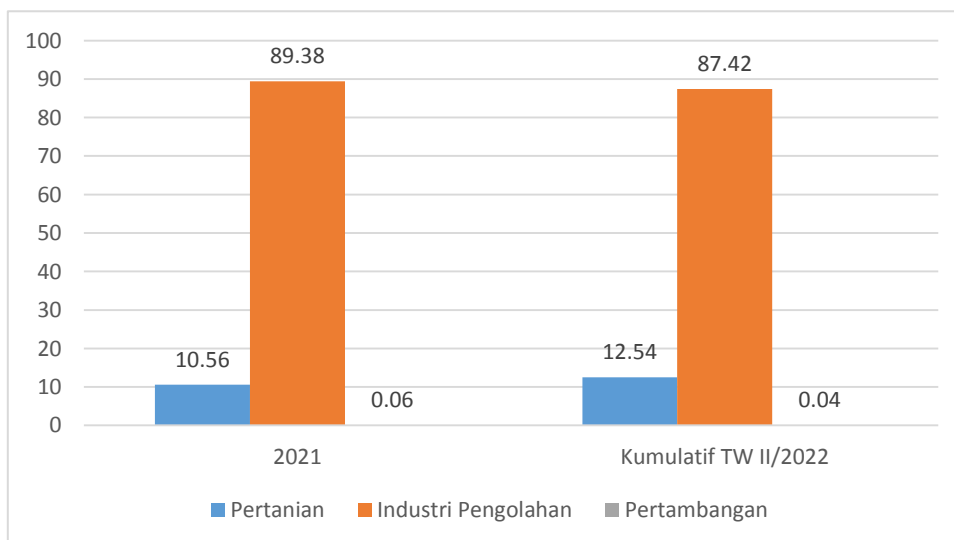
Komoditi ekspor dipilah berdasarkan tiga sektor yaitu pertanian, industri pengolahan dan pertambangan. Ekspor industri pengolahan mendominasi. Pada triwulan II/2022 nilai ekspor pertanian sebesar US \$ 77,17 juta. Sedangkan nilai ekspor industri pengolahan dan pertambangan masing-masing senilai US \$ 469,82 juta dan US \$ 0,18 juta.

**Tabel 1. Ekspor Sulawesi Selatan Menurut Sektor Tahun 2021 – Triwulan II/2022**

| Sektor                        | 2021   |        |        |        | 2022   |        |
|-------------------------------|--------|--------|--------|--------|--------|--------|
|                               | TW I   | TW II  | TW III | TW IV  | TW I   | TW II  |
| (1)                           | (2)    | (3)    | (4)    | (5)    | (6)    | (7)    |
| <b>Nilai FOB (juta US \$)</b> |        |        |        |        |        |        |
| <b>Pertanian</b>              | 27,23  | 35,61  | 39,98  | 49,15  | 42,46  | 77,17  |
| <b>Industri</b>               | 269,04 | 281,60 | 336,79 | 398,41 | 364,60 | 469,82 |
| <b>Pertambangan</b>           | 0,24   | 0,27   | 0,19   | 0,09   | 0,23   | 0,18   |
| <b>Total</b>                  | 296,51 | 317,48 | 376,96 | 447,64 | 407,29 | 547,18 |
| <b>Berat (ribu ton)</b>       |        |        |        |        |        |        |
| <b>Pertanian</b>              | 25,29  | 31,39  | 32,07  | 32,37  | 23,87  | 37,81  |
| <b>Industri</b>               | 652,95 | 860,31 | 414,36 | 597,72 | 578,06 | 565,00 |
| <b>Pertambangan</b>           | 2,83   | 2,54   | 1,98   | 0,80   | 2,80   | 1,23   |
| <b>Total</b>                  | 681,07 | 894,24 | 448,41 | 630,89 | 604,73 | 604,04 |

Kontribusi komoditi sektor industri pengolahan dan pertanian pada tahun 2021 mencapai 89,38 persen dan 10,56 persen. Sementara peranan komoditi pertambangan hanya 0,06 persen. Secara kumulatif triwulanan II/2022, peranan komoditi industri pengolahan di level 87,42 persen. Diikuti oleh ekspor sektor pertanian dan pertambangan masing-masing senilai 12,54 persen dan 0,04 persen.

**Gambar 2. Persentase Nilai Ekspor Sulawesi Selatan Menurut Sektor Tahun 2021 dan Kumulatif TW II/2022**



**Tabel 2. Perkembangan Nilai Ekspor Sulawesi Selatan Menurut Kelompok Komoditas Kumulatif Triwulan II/2021 dan Kumulatif Triwulan II/2022**

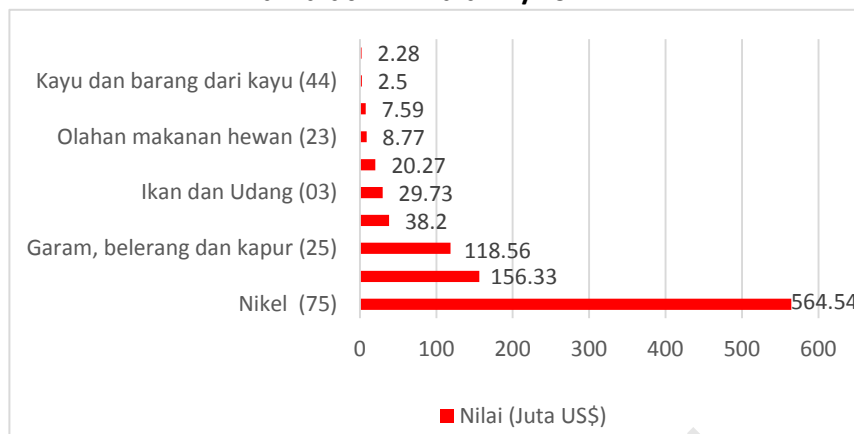
| Kelompok Komoditas (HS)            | Kumulatif TW II/2021<br>Januari - Juni 2021 |               | Kumulatif TW II/2022<br>Januari - Juni 2022 |               | Perubahan (%) |
|------------------------------------|---|---------------|---|---------------|---------------|
|                                    | Nilai FOB<br>(Juta US \$)                   | Peranan (%)   | Nilai FOB (Juta US \$)                      | Peranan (%)   |               |
| (1)                                | (2)   | (3)           | (4)   | (5)           | (6)           |
| Nikel (75)                         | 414,95                                      | 67,58         | 564,54                                      | 59,15         | 36,05         |
| Besi dan baja (72)                 | 28,90                                       | 4,71          | 156,33                                      | 16,38         | 441,01        |
| Biji-bijian berminyak (12)         | 53,18                                       | 8,66          | 118,56                                      | 12,42         | 122,93        |
| Garam, belerang dan kapur (25)     | 44,51                                       | 7,25          | 38,20                                       | 4,00          | -14,17        |
| Lak, getah dan damar (13)          | 12,09                                       | 1,97          | 29,73                                       | 3,11          | 145,79        |
| Ikan dan udang (03)                | 18,69                                       | 3,04          | 20,27                                       | 2,12          | 8,44          |
| Olahan makanan hewan (23)          | 9,95  | 1,62          | 8,77  | 0,92          | -11,92        |
| Daging dan ikan olahan (16)        | 8,43  | 1,37          | 7,59  | 0,80          | -9,99         |
| Buah-buahan (08)                   | 3,49  | 0,57          | 2,50  | 0,26          | -28,20        |
| Gula dan kembang gula (17)         | 1,09  | 0,18          | 2,28  | 0,24          | 109,07        |
| <b>Total 10 kelompok komoditas</b> | <b>595,28</b>                               | <b>96,95</b>  | <b>948,77</b>                               | <b>99,40</b>  | <b>59,38</b>  |
| Lainnya                            | 18,72                                       | 3,05          | 5,69  | 0,60          | -69,58        |
| <b>Total Ekspor</b>                | <b>614,00</b>                               | <b>100,00</b> | <b>954,46</b>                               | <b>100,00</b> | <b>55,45</b>  |

Dari keseluruhan ekspor Sulawesi Selatan selama periode Januari – Juni 2022 terdapat 10 kelompok komoditas utama dengan kontribusi 99,40 persen atau setara dengan US \$ 948,77 juta. Tiga kelompok komoditas utama adalah nikel (US \$ 564,54 juta), besi dan baja (US \$ 156,33 juta) dan biji-bijian berminyak (US \$ 118,56 juta)

Dari sisi pertumbuhan ekspor kumulatif antar tahun, kenaikan tertinggi adalah kelompok besi dan baja (441,01 persen) diikuti oleh lak, getah dan damar (145,79 persen) serta biji-bijian berminyak (122,93 persen). Sementara penurunan ekspor tertinggi adalah kelompok komoditas buah-buahan (28,20 persen), garam, belerang dan kapur (14,17 persen) serta olahan makanan hewan (11,92 persen).



**Gambar 3. Nilai Ekspor Sulawesi Selatan menurut Kelompok Komoditas Kumulatif Triwulan II/2022**



Pada periode Januari-Juni 2022 terdapat 10 negara utama tujuan ekspor Sulawesi Selatan dengan tiga tertinggi dari negara Jepang (US \$ 585,89 juta), Tiongkok (US \$ 305,01 juta) dan India (US \$ 16,32 juta). Kenaikan pertumbuhan ekspor kumulatif antar tahun tertinggi menurut negara tujuan utama adalah Tiongkok, Jepang, dan Timor Leste dengan nilai masing-masing sebesar 167,03 persen, 34,85 persen dan 30,22 persen. Sementara penurunan pertumbuhan ekspor ke negara Korea Selatan (39,07 persen), Australia (31,31 persen) dan Philipina (27,15 persen).

**Tabel 3. Nilai Ekspor Sulawesi Selatan Menurut Kelompok Negara Tujuan Utama Kumulatif Triwulan II/2021 dan Kumulatif Triwulan II/2022**

| Asal Negara (Kode)            | Kumulatif TW II/2021<br>Januari - Juni 2021 |               | Kumulatif TW II/2022<br>Januari - Juni 2022 |               | Perubahan (%) |
|-------------------------------|---|---------------|---|---------------|---------------|
|                               | Nilai FOB<br>(Juta US \$)                   | Peranan (%)   | Nilai FOB<br>(Juta US \$)                   | Peranan (%)   |               |
| (1)                           | (2)   | (3)           | (4)   | (5)           | (6)           |
| Jepang (111)                  | 434,47                                      | 70,76         | 585,89                                      | 61,38         | 34,85         |
| Tiongkok (116)                | 114,22                                      | 18,60         | 305,01                                      | 31,96         | 167,03        |
| India (133)                   | 0,00  | 0,00          | 16,32                                       | 1,71          | -             |
| Taiwan (115)                  | 14,96                                       | 2,44          | 16,20                                       | 1,70          | 8,27          |
| Bangladesh (135)              | 6,25  | 1,02          | 6,21  | 0,65          | -0,60         |
| Australia (311)               | 8,64  | 1,41          | 5,94  | 0,62          | -31,31        |
| Timor Leste (391)             | 3,74  | 0,61          | 4,87  | 0,51          | 30,22         |
| Korea Selatan (114)           | 7,87  | 1,28          | 4,80  | 0,50          | -39,07        |
| Philipina (123)               | 4,25  | 0,69          | 3,10  | 0,32          | -27,15        |
| Fiji (333)                    | 1,76  | 0,29          | 1,98  | 0,21          | 12,41         |
| <b>Total 10 Negara Tujuan</b> | <b>596,17</b>                               | <b>97,10</b>  | <b>950,30</b>                               | <b>99,56</b>  | <b>59,40</b>  |
| Lainnya                       | 17,83                                       | 2,90          | 4,16  | 0,44          | -76,66        |
| <b>Total Ekspor</b>           | <b>614,00</b>                               | <b>100,00</b> | <b>954,46</b>                               | <b>100,00</b> | <b>55,45</b>  |

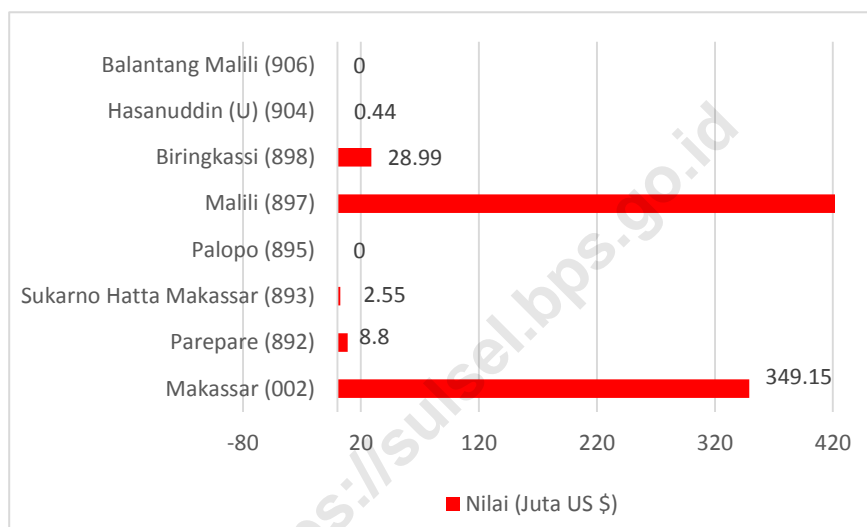
**Tabel 4. Perkembangan Nilai Ekspor Sulawesi Selatan menurut Pelabuhan Muat Kumulatif Triwulan II/2021 dan Kumulatif Triwulan II/2022**

| Pelabuhan Muat (Kode)              | Kumulatif TW II/2021<br>Januari - Juni 2021 |               | Kumulatif TW II/2022<br>Januari - Juni 2022 |               | Perubahan (%) |
|------------------------------------|---|---------------|---|---------------|---------------|
|                                    | Nilai FOB<br>(Juta US \$)                   | Peranan (%)   | Nilai FOB<br>(Juta US \$)                   | Peranan (%)   |               |
| (1)                                | (2)   | (3)           | (4)   | (5)           | (6)           |
| Makassar (002)                     | 140,16                                      | 22,83         | 349,15                                      | 36,58         | 149,11        |
| Parepare (892)                     | 7,69  | 1,25          | 8,80  | 0,92          | 14,51         |
| Sukarno Hatta Makassar (893)       | 7,43  | 1,21          | 2,55  | 0,27          | -65,76        |
| Palopo (895)                       | 3,72  | 0,61          | 0,00  | 0,00          | -100,00       |
| Malili (897)                       | 414,95                                      | 67,58         | 564,54                                      | 59,15         | 36,05         |
| Biringkassi (898)                  | 36,31                                       | 5,91          | 28,99                                       | 3,04          | -20,16        |
| Hasanuddin (U) (904)               | 3,74  | 0,61          | 0,44  | 0,05          | -88,22        |
| Balantang Malili (906)             | -   | -             | -   | -             | -             |
| <b>Total Ekspor Pelabuhan Muat</b> | <b>614,00</b>                               | <b>100,00</b> | <b>954,46</b>                               | <b>100,00</b> | <b>55,45</b>  |

Terdapat delapan pelabuhan bongkar di Sulawesi Selatan. Pada periode Januari – Juni 2022, nilai ekspor melalui Pelabuhan Malili mendominasi dengan peranan 59,15 persen atau senilai US \$ 564,54 juta. Selanjutnya adalah Pelabuhan Makassar dan Pelabuhan Biringkassi dengan kontribusi masing-masing sebesar 36,58 persen dan 3,04 persen.

Peningkatan aktivitas muat tertinggi terjadi di Pelabuhan Makassar (149,11 persen), sementara penurunan aktivitas muat tertinggi di Pelabuhan Palopo (100,00 persen).

**Gambar 4. Nilai Ekspor Sulawesi Selatan Menurut Pelabuhan Muat Kumulatif Triwulan II/2022**





# Ringkasan Impor

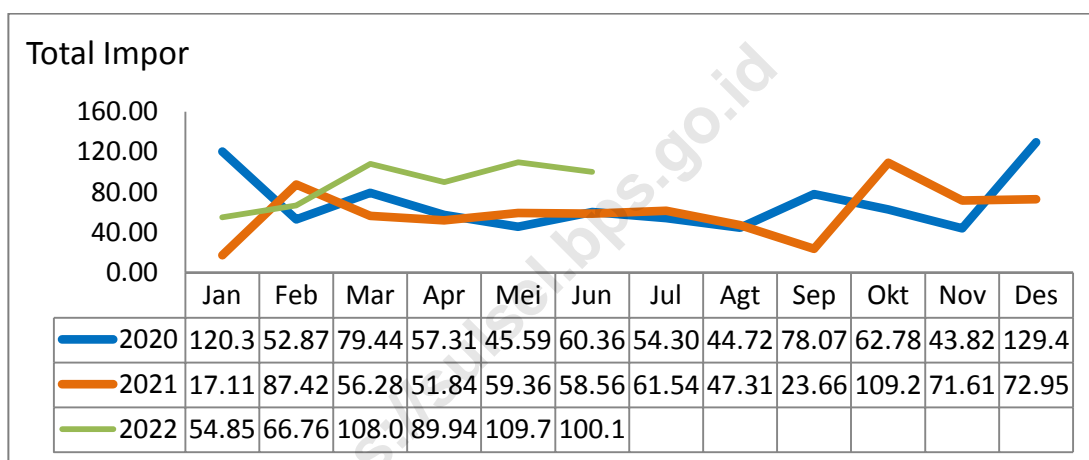


<https://sulsel.bps.go.id>

## RINGKASAN IMPOR

Nilai impor melalui pelabuhan bongkar Sulawesi Selatan selama periode triwulan II/2022 sebesar US \$ 299,80 juta. Capaian ini meningkat 30,56 persen dibanding impor triwulan I/2022 yang senilai US \$ 229 62 juta. Jika dibandingkan triwulan II/2021 yang sebesar US \$ 169,76 juta mengalami peningkatan 76,60 persen. Nilai impor secara kumulatif triwulan II/2022 senilai US \$ 529,42 juta, meningkat sebesar 60,15 persen dibandingkan kumulatif triwulan II/2021.

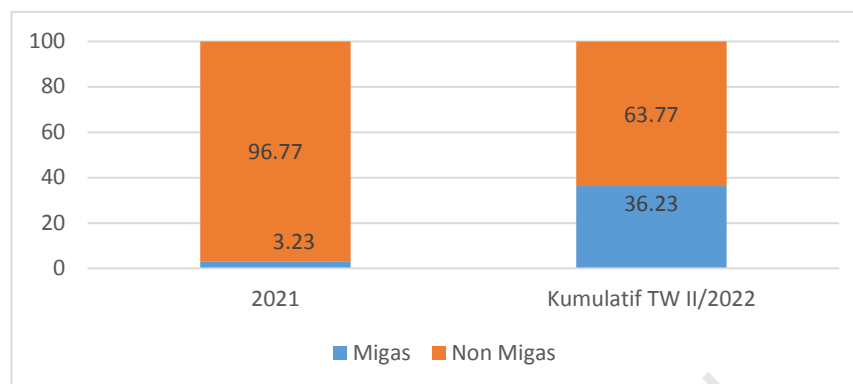
**Gambar 5. Nilai Impor Sulawesi Selatan Tahun 2020 - Triwulan II/2022**



Nilai impor triwulan II/2022 terdiri dari impor migas US \$ 108,63 juta atau 36,23 persen dari total impor. Sementara impor non migas US \$ 191,17 juta atau 63,77 persen dari total impor. Yang perlu menjadi catatan impor yang melalui pelabuhan bongkar Sulawesi Selatan tidak semua dikonsumsi sendiri. Sebagai wilayah terbesar di Indonesia timur, Sulawesi Selatan berfungsi menjadi pelabuhan transit.

Berdasarkan komposisi impor migas dan non migas terlihat adanya pergeseran yang cukup tajam. Pada tahun 2021, kumulatif ekspor migas hingga akhir tahun hanya mencapai 3,23 persen. Sementara sampai dengan triwulan II/2022 kumulatif impor migas telah mencapai 36,23 persen. Mulai bergulirnya aktivitas ekonomi pasca penurunan kasus covid-19 menjadi penyebab peningkatan impor migas.

**Gambar 6. Persentase Nilai Impor Sulawesi Selatan menurut Migas dan Non Migas Tahun 2021 dan Kumulatif Triwulan II/2022**



Series data impor secara triwulanan menunjukkan adanya lonjakan impor migas sejak awal tahun 2021. Diawali impor migas senilai US \$ 18,15 juta pada triwulan I/2022 dan dilanjutkan lonjakan tajam pada triwulan II/2022 hingga US \$ 108,63 juta. Kenaikan yang sama juga terjadi pada impor non migas. Kenaikan signifikan impor non migas telah terjadi semenjak triwulan IV/2021 dengan nilai sebesar US \$ 211,62 juta. Pada triwulan I/2022 dan triwulan II/2022 nilai impor non migas berturut-turut sebesar US \$ 211,62 juta dan US \$ 191,17 juta. Dengan lonjakan impor migas dan non migas berdampak pada level total impor meningkat pada kisaran di atas US \$ 225 juta.

**Tabel 5. Impor Migas dan Non Migas Sulawesi Selatan Tahun 2021 – Triwulan II/2022**

| Jenis                         | 2021   |        |        |        | 2022   |        |
|-------------------------------|--------|--------|--------|--------|--------|--------|
|                               | TW I   | TW II  | TW III | TW IV  | TW I   | TW II  |
| (1)                           | (2)    | (3)    | (4)    | (5)    | (6)    | (7)    |
| <b>Nilai CIF (juta US \$)</b> |        |        |        |        |        |        |
| <b>Migas</b>                  | 3,83   | 7,19   | 5,34   | 7,10   | 18,15  | 108,63 |
| <b>Non Migas</b>              | 156,99 | 162,57 | 136,36 | 246,70 | 211,62 | 191,17 |
| <b>Total</b>                  | 160,92 | 169,76 | 141,70 | 253,80 | 229,77 | 299,80 |
| <b>Berat (ribu ton)</b>       |        |        |        |        |        |        |
| <b>Migas</b>                  | 123,70 | 89,40  | 28,77  | 14,13  | 21,25  | 96,23  |
| <b>Non Migas</b>              | 323,18 | 329,50 | 280,52 | 413,55 | 362,49 | 335,86 |
| <b>Total</b>                  | 446,88 | 418,90 | 309,29 | 427,68 | 383,74 | 432,09 |

**Tabel 6. Perkembangan Nilai Impor Sulawesi Selatan Menurut Kelompok Komoditas Kumulatif Triwulan II/2021 dan Kumulatif Triwulan II/2022**

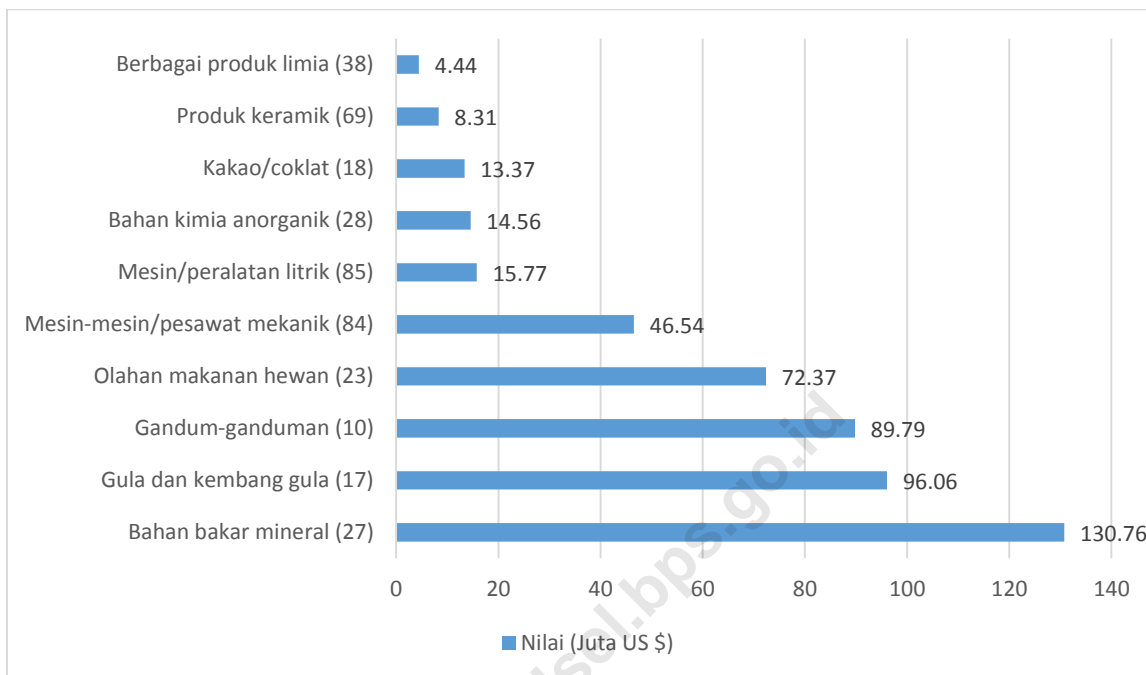
| Kelompok Komoditas (HS)          | Kumulatif TW II/2021<br>Januari - Juni 2021 |               | Kumulatif TW II/2022<br>Januari- Juni 2022 |               | Perubahan (%) |
|----------------------------------|---|---------------|--|---------------|---------------|
|                                  | Nilai CIF (Juta US \$)                      | Peranan (%)   | Nilai CIF (Juta US \$)                     | Peranan (%)   |               |
| (1)                              | (2)   | (3)           | (4)  | (5)           | (6)           |
| Bahan bakar mineral (27)         | 14,91                                       | 4,51          | 130,76                                     | 24,70         | 776,98        |
| Gula dan kembang gula (17)       | 59,61                                       | 18,03         | 96,06                                      | 18,14         | 61,16         |
| Gandum-gandum (10)               | 65,38                                       | 19,78         | 89,79                                      | 16,96         | 37,33         |
| Olahan makanan hewan (23)        | 67,89                                       | 20,54         | 72,37                                      | 13,67         | 6,59          |
| Mesin-mesin/pesawat mekanik (84) | 37,01                                       | 11,20         | 46,54                                      | 8,79          | 25,74         |
| Mesin/peralatan litrik (85)      | 15,64                                       | 4,73          | 15,77                                      | 2,98          | 0,82          |
| Bahan kimia anorganik (28)       | 9,41  | 2,85          | 14,56                                      | 2,75          | 54,75         |
| Kakao/coklat (18)                | 8,51  | 2,57          | 13,37                                      | 2,53          | 57,09         |
| Produk keramik (69)              | 9,30  | 2,81          | 8,31                                       | 1,57          | -10,63        |
| Berbagai produk limia (38)       | 3,68  | 1,11          | 4,44                                       | 0,84          | 20,68         |
| Total 10 Kelompok Komoditas (HS) | 291,35                                      | 88,13         | 491,98                                     | 92,93         | 68,86         |
| Lainnya                          | 39,23                                       | 11,87         | 37,45                                      | 7,07          | -4,55         |
| <b>Total Impor</b>               | <b>330,58</b>                               | <b>100,00</b> | <b>529,42</b>                              | <b>100,00</b> | <b>60,15</b>  |

Dari keseluruhan impor melalui pelabuhan bongkar Sulawesi Selatan selama periode Januari – Juni 2022 terdapat 10 kelompok komoditas utama dengan kontribusi 92,93 persen atau setara dengan US \$ 491,98 juta. Tiga kelompok komoditas utama sepanjang enam bulan pertama adalah olahan bahan bakar mineral (US \$ 130,76 juta), gula dan kembang gula (US \$ 96,06 juta) serta gandum-gandum ( US \$ 89,79 juta). Bahan bakar mineral diimpor dari Singapura, sementara gula dan kembang gula diimpor dari India, Thailand dan Brazil. Komoditas gandum diimpor dari Australia.

Dari sisi pertumbuhan kumulatif menurut kelompok komoditas utama, kenaikan impor kumulatif triwulan II/2022 terhadap kumulatif triwulan II/2021 yang tertinggi adalah kelompok komoditas bahan bakar mineral (776,98 persen). Selanjutnya diikuti oleh gula dan kembang gula (61,16 persen) dan kakao/coklat (57,09 persen). Sementara penurunan impor pada sepuluh komoditas utama pada kelompok komoditas produk keramik (10,63 persen).



**Gambar 7. Nilai Impor Sulawesi Selatan menurut Kelompok Komoditas Kumulatif Triwulan II/2022**



Secara kumulatif triwulan II/2022 terdapat 10 negara utama pemasok impor dengan total nilai mencapai US \$ 483,70 juta. Dari 10 negara pemasok tiga tertinggi dari negara Singapura (US \$ 86,26 juta), Tiongkok (US \$ 84,26 juta) dan Australia (US \$ 64,20 juta). Secara kontribusi ketiga negara ini menyumbang 44,34 persen terhadap total impor Sulawesi Selatan. Komoditas utama yang diimpor dari Singapura adalah bahan bakar mineral, bahan kimia organik serta kendaraan dan bagiannya. Sedangkan komoditas utama yang diimpor dari Tiongkok adalah mesin-mesin/pesawat mekanik dan mesin/peralatan listrik. Dari Australia komoditas yang diimpor adalah gandum-gandum

Kenaikan pertumbuhan impor kumulatif tertinggi menurut negara asal utama adalah Singapura yang mencapai 634,00 persen. Diikuti oleh Thailand dan Malaysia dengan persentase masing-masing 305,69 persen dan 218,85 persen. Sementara penurunan pertumbuhan impor tertinggi dari negara Amerika Serikat (73,00 persen) dan Brazil (18,32 persen).

**Tabel 7. Nilai Impor Sulawesi Selatan Menurut Kelompok Negara Asal Utama Kumulatif Triwulan II/2021 dan Kumulatif Triwulan II/2022**

| Asal Negara (Kode)    | Kumulatif TW II/2021<br>Januari - Juni 2021 |               | Kumulatif TW II/2022<br>Januari- Juni 2022 |               | Perubahan (%) |
|-----------------------|---|---------------|--|---------------|---------------|
|                       | Nilai CIF<br>(Juta US \$)                   | Peranan (%)   | Nilai CIF<br>(Juta US \$)                  | Peranan (%)   |               |
| (1)                   | (2)   | (3)           | (4)  | (5)           | (6)           |
| Singapura (122)       | 11,75                                       | 3.55          | 86,26                                      | 16,29         | 634,00        |
| Tiongkok (116)        | 59,51                                       | 18.00         | 84,26                                      | 15,92         | 41,57         |
| Australia (311)       | 53,15                                       | 16.08         | 64,20                                      | 12,13         | 20,78         |
| Thailand (121)        | 14,26                                       | 4.31          | 57,84                                      | 10,93         | 305,69        |
| Malaysia (124)        | 16,33                                       | 4.94          | 52,08                                      | 9,84          | 218,85        |
| India (133)           | 45,30                                       | 13.70         | 46,14                                      | 8,72          | 1,84          |
| Argentina (433)       | 23,69                                       | 7.17          | 40,57                                      | 7,66          | 71,24         |
| Brazil (434)          | 32,02                                       | 9.69          | 26,15                                      | 4,94          | -18,32        |
| Kanada (412)          | 13,32                                       | 4.03          | 19,93                                      | 3,76          | 49,59         |
| Amerika Serikat (411) | 23,28                                       | 7.04          | 6,29                                       | 1,19          | -73,00        |
| Total 10 Negara Asal  | 292,62                                      | 88.52         | 483,70                                     | 91,36         | 65,30         |
| Lainnya               | 37,96                                       | 11.48         | 45,73                                      | 8,64          | 20,46         |
| <b>Total Impor</b>    | <b>330,58</b>                               | <b>100.00</b> | <b>529,42</b>                              | <b>100,00</b> | <b>60,15</b>  |

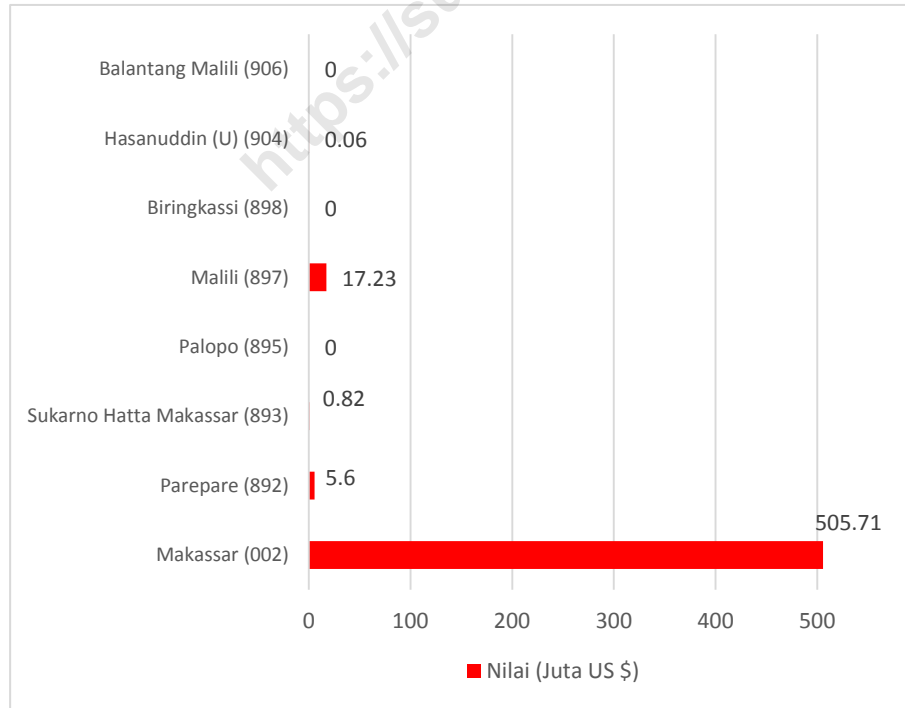
Berdasarkan pelabuhan bongkar, pada periode Januari – Juni 2022 Pelabuhan Makassar mendominasi dengan peranan 95,52 persen atau senilai US \$ 505,71 juta. Selanjutnya adalah Pelabuhan Malili dan Pelabuhan Parepare dengan kontribusi masing-masing sebesar 3,25 persen dan 1,06 persen.

Peningkatan aktivitas bongkar tertinggi terjadi di Pelabuhan Sukarno Hatta (230,21 persen), sementara penurunan aktivitas bongkar tertinggi di Pelabuhan Malili (14,06 persen).

**Tabel 8. Perkembangan Nilai Impor Sulawesi Selatan Menurut Pelabuhan Bongkar Kumulatif Triwulan II/2021 dan Kumulatif Triwulan II/2022**

| Pelabuhan Bongkar (Kode)             | Kumulatif TW II/2021<br>Januari - Juni 2021 |               | Kumulatif TW II/2022<br>Januari- Juni 2022 |               | Perubahan (%) |
|--------------------------------------|---|---------------|--|---------------|---------------|
|                                      | Nilai CIF<br>(Juta US \$)                   | Peranan (%)   | Nilai CIF<br>(Juta US \$)                  | Peranan (%)   |               |
| (1)                                  | (2)   | (3)           | (4)  | (5)           | (6)           |
| Makassar (002)                       | 306,71                                      | 92,78         | 505,71                                     | 95,52         | 64,88         |
| Parepare (892)                       | 3,55  | 1,07          | 5,60                                       | 1,06          | 57,62         |
| Sukarno Hatta Makassar (893)         | 0,25  | 0,08          | 0,82                                       | 0,16          | 230,21        |
| Palopo (895)                         | -   | -             | -  | -             | -             |
| Malili (897)                         | 20,04                                       | 6,06          | 17,23                                      | 3,25          | -14,06        |
| Biringkassi (898)                    | -   | -             | -  | -             | -             |
| Hasanuddin (U) (904)                 | 0,03  | 0,01          | 0,06                                       | 0,01          | 88,31         |
| Balantang Malili (906)               | -   | -             | -  | -             | -             |
| <b>Total Impor Pelabuhan Bongkar</b> | <b>330,58</b>                               | <b>100,00</b> | <b>529,42</b>                              | <b>100,00</b> | <b>60,15</b>  |

**Gambar 8. Nilai Impor Sulawesi Selatan Menurut Pelabuhan Muat Kumulatif Triwulan II/2022**





# Lampiran



<https://sulsel.bps.go.id>

### Lampiran 1. Ekspor Sulawesi Selatan Menurut Sektor

| SEKTOR              | Triwulan II/2022     |                    | Kumulatif            |                      |
|---------------------|----------------------|--------------------|----------------------|----------------------|
|                     | Nilai FOB<br>(US \$) | Berat<br>(kg)      | Nilai FOB<br>(US \$) | Berat<br>(kg)        |
| (1)                 | (2)                  | (3)                | (4)                  | (5)                  |
| INDUSTRI PENGOLAHAN | 469.819.681          | 565.001.327        | 834.417.933          | 1.143.061.726        |
| PERTAMBANGAN        | 183.858              | 1.229.092          | 409.943              | 4.030.651            |
| PERTANIAN           | 77.171.995           | 37.809.161         | 119.635.625          | 61.676.769           |
| <b>Total</b>        | <b>547.175.534</b>   | <b>604.039.580</b> | <b>954.463.501</b>   | <b>1.208.769.145</b> |

## Lampiran 2. Ekspor Sulawesi Selatan Menurut Golongan Barang 2 Digit HS

| HS2          | Uraian Golongan Barang (HS2)              | Triwulan II/2022     |                    | Kumulatif            |                      |
|--------------|---|----------------------|--------------------|----------------------|----------------------|
|              |   | Nilai FOB<br>(US \$) | Berat<br>(kg)      | Nilai FOB<br>(US \$) | Berat<br>(kg)        |
| (1)          | (2)                                       | (3)                  | (4)                | (5)                  | (6)                  |
| 02           | Daging dan Sisa daging yang dapat dimakan |                      |                    | 27.790               | 3.970                |
| 03           | Ikan dan Udang                            | 11.403.111           | 1.541.441          | 20.270.877           | 2.886.383            |
| 04           | Telur, madu dan produk hewan lainnya      |                      |                    | 52.850               | 342                  |
| 05           | Produk hewani lainnya                     | 5.032                | 3.929              | 12.154               | 8.788                |
| 07           | Sayuran                                   |                      |                    | 36.591               | 24.329               |
| 08           | Buah-buahan                               | 1.095.913            | 152.069            | 2.504.140            | 346.596              |
| 09           | Kopi, The dan Rempah-rempah               | 290.287              | 43.600             | 554.886              | 113.640              |
| 11           | Hasil penggilingan                        | 258.480              | 48.000             | 258.480              | 48.000               |
| 12           | Biji-bijian berminyak                     | 76.537.648           | 37.553.590         | 118.564.672          | 61.330.133           |
| 13           | Lak, Getah dan Damar                      | 22.258.275           | 1.934.442          | 29.725.963           | 2.947.162            |
| 16           | Daging dan Ikan Olahan                    | 3.216.043            | 309.358            | 7.586.984            | 719.013              |
| 17           | Gula dan Kembang Gula                     | 1.140.000            | 6.000.120          | 2.281.363            | 12.003.340           |
| 18           | Kakao/coklat                              |                      |                    | 11.208               | 2.040                |
| 19           | Olahan dari tepung                        |                      |                    | 10.815               | 4.091                |
| 23           | Olahan makanan hewan                      | 4.098.223            | 15.792.320         | 8.766.255            | 36.982.409           |
| 25           | Garam, belerang dan kapur                 | 19.017.696           | 485.481.299        | 38.201.272           | 973.875.186          |
| 30           | Produk farmasi                            |                      |                    | 833                  | 555                  |
| 33           | Minyak atsiri, komestik, wangi-wangian    | 210.000              | 6.000              | 220.265              | 8.095                |
| 42           | Barang-barang dari kulit                  |                      |                    | 2.471                | 4.939                |
| 44           | Kayu dan barang dari kayu                 | 492.062              | 441.967            | 1.935.110            | 1.567.176            |
| 49           | buku dan barang dari cetakan              |                      |                    | 996                  | 1.430                |
| 61           | Barang-barang rajutan                     |                      |                    | 65.112               | 77.481               |
| 62           | Pakaian jadi bukan rajutan                |                      |                    | 4.568                | 1.015                |
| 64           | Alas kaki                                 |                      |                    | 1.956                | 2.190                |
| 68           | Benda-benda dari batu, gips dan semen     | 293.966              | 483.756            | 627.395              | 977.173              |
| 72           | Besi dan baja                             | 76.576.246           | 37.385.055         | 156.330.421          | 81.132.449           |
| 75           | Nikel                                     | 329.453.453          | 16.795.404         | 564.538.676          | 33.544.850           |
| 79           | Seng                                      |                      |                    | 2.809                | 1.360                |
| 94           | Perabot, penerangan rumah                 | 829.101              | 67.230             | 1.866.589            | 155.011              |
| <b>Total</b> |   | <b>547.175.534</b>   | <b>604.039.580</b> | <b>954.463.501</b>   | <b>1.208.769.145</b> |

### Lampiran 3. Ekspor Sulawesi Selatan Menurut Komoditi (HS)

| HS       | Uraian Komoditi  | Triwulan II/2022     |               | Kumulatif            |               |
|----------|--|----------------------|---------------|----------------------|---------------|
|          |  | Nilai FOB<br>(US \$) | Berat<br>(kg) | Nilai FOB<br>(US \$) | Berat<br>(kg) |
| (1)      | (2)  | (3)                  | (4)           | (5)                  | (6)           |
| 02109300 | Meat & edible offal, incl edible flours, of reptiles (including snakes and turtles)  |                      |               | 27.790               | 3.970         |
| 03011999 | Live marine ornamental fish, other than fry  |                      |               | 28                   | 168           |
| 03019952 | Grouper  |                      |               | 82.641               | 5.843         |
| 03022900 | Oth flat fish, fresh/chilled, excl edible fish offal of subhead 030291-030299, excl fillets & oth fish meat of head 0304   | 2.450                | 1.201         | 2.450                | 1.201         |
| 03024900 | Oth fish e.g Makarel Indian, seerfishes, jacks, crevalles, silver pomfrets etc, excl edible fish offal of s0302.91-0302.99 | 275                  | 135           | 1.595                | 515           |
| 03028911 | Grouper, fresh or chilled, excluding edible fish offal   | 39.156               | 12.622        | 45.647               | 14.630        |
| 03028914 | Fresh or chilled, excl edible fish offal of Savalai hairtails, Belanger's croakers, Reeve's croakers, bigeye croakers etc  |                      |               | 8.000                | 2.857         |
| 03028918 | Mangrove red snappers (Lutjanus argentimaculatus), fresh or chilled, excluding edible fish offal                           | 43.510               | 13.955        | 43.510               | 13.955        |
| 03028919 | Oth Marine fish, nec in heading 0302891, fresh/chilled, excl fillets, fish meat of 0304, edible fish offal of 030291-299   | 9.086                | 3.425         | 9.776                | 3.885         |
| 03034200 | Yellowfin tunas (Thunnus albacares), frozen, excluding fish fillets  | 124.090              | 22.465        | 127.973              | 23.445        |
| 03035920 | Silver pomfrets (Pampus spp), frozen, excl fillets, edible fish offal of subheadings 0303.91 to 0303.99                    |                      |               | 150                  | 50            |
| 03035990 | Other Mackerels fish, frozen, excl fillets, edible fish offal of subheadings 0303.91 to 0303.99                            | 5.962                | 2.501         | 5.962                | 2.501         |
| 03038911 | Grouper, frozen, excl. edible fish offal of subheadings 0303.91-99   | 18.630               | 6.210         | 155.592              | 26.619        |
| 03038914 | Savalai hairtails, belanger's, reeve's & bigeye, frozen, excl. edible fish offal of subheadings 0303.91-99                 | 17.358               | 10.697        | 95.031               | 51.443        |



| HS       | Uraian Komoditi   | Triwulan II/2022     |               | Kumulatif            |               |
|----------|---|----------------------|---------------|----------------------|---------------|
|          |   | Nilai FOB<br>(US \$) | Berat<br>(kg) | Nilai FOB<br>(US \$) | Berat<br>(kg) |
| (1)      | (2)   | (3)                  | (4)           | (5)                  | (6)           |
| 03038918 | Mangrove red snappers (lutjanus), frozen, excl. edible fish offal of subheadings 0303.91-99                       |                      |               | 5.142                | 2.126         |
| 03038919 | Oth marine fish, frozen, excl. edible fish offal of subheadings 0303.91-99  | 116.312              | 100.560       | 203.519              | 172.995       |
| 03038929 | Other fish, not marine fish, frozen, excl. edible fish offal of subheadings 0303.91-99                            | 8.550                | 16.500        | 17.265               | 33.000        |
| 03039100 | Livers, roes and milt of fish, frozen   |                      |               | 228.328              | 23.880        |
| 03048700 | Frozen fillet of Tunas (of the genus Thunnus), skipjack or stripe-bellied bonito (Euthynnus (Katsuwonus) pelamis) | 1.790.192            | 162.911       | 3.071.002            | 276.837       |
| 03048900 | Frozen fillets of other fish  |                      |               | 34.668               | 5.650         |
| 03052090 | Livers, roes and milt of water marine fish, dried, salted or in brine   | 705.960              | 10.000        | 1.291.988            | 26.860        |
| 03056990 | Other fish, salted but not dried/smoked & fish in brine, ot edible fish offal                                     |                      |               | 66.234               | 16.710        |
| 03057110 | Shark fins, edible  | 118.581              | 5.788         | 118.581              | 5.788         |
| 03057219 | Fish maws of oth fish   |                      |               | 16.486               | 1.099         |
| 03057990 | Other edible fish offal of other fish   | 55.373               | 9.525         | 55.373               | 9.525         |
| 03061711 | Giant tiger prawns (Penaeus monodon) headless, frozen, fit for human consumption                                  | 281.965              | 32.940        | 1.275.590            | 151.200       |
| 03061719 | Giant tiger prawns (Penaeus monodon) with head, frozen, fit for human consumption                                 | 403.344              | 17.292        | 516.665              | 31.526        |
| 03061721 | Whiteleg shrimps (Litopenaeus vannamei), headless, with tail frozen, fit for human consumption                    | 3.360.138            | 514.140       | 5.169.221            | 817.950       |
| 03061722 | Whiteleg shrimps (Litopenaeus vannamei), headless, without tail frozen, fit for human consumption                 | 1.702.392            | 209.076       | 1.930.396            | 245.364       |
| 03061729 | Whiteleg shrimps (Litopenaeus vannamei), with head and tail, frozen, fit for human consumption                    | 921.390              | 184.241       | 2.313.881            | 510.641       |
| 03061790 | Other shrimps and prawns, frozen, fit for human consumption   | 252.855              | 30.240        | 770.500              | 90.180        |
| 03063391 | Crabs, live, fresh or chilled   | 3.841                | 824           | 3.841                | 824           |
| 03063629 | Other shrimps and prawns, live  |                      |               | 3.135                | 627           |

| HS       | Uraian Komoditi  | Triwulan II/2022  |            | Kumulatif         |            |
|----------|--|-------------------|------------|-------------------|------------|
|          |  | Nilai FOB (US \$) | Berat (kg) | Nilai FOB (US \$) | Berat (kg) |
| (1)      | (2)  | (3)               | (4)        | (5)               | (6)        |
| 03074310 | Cuttle fish (Sepia officinalis, Rossia macrosoma, Sepiola spp), squid (Ommastrephes spp, Loligo spp,etc), frozen   |                   |            | 29.818            | 10.752     |
| 03074390 | Cuttle fish and squid other than HS 03074310, frozen   | 710.521           | 100.658    | 1.049.179         | 153.581    |
| 03075200 | Octopus (Octopus spp), Frozen  | 710.728           | 73.190     | 1.508.158         | 151.028    |
| 03077110 | Clams, cockles & ark shells (fam Arcidae, Arctiidae, Cardiidae, Donacidae, Hiatellidae, Mactridae etc), live       | 300               | 300        | 300               | 300        |
| 03081920 | Sea cucumbers (stichopus japonicus, holothuroidea), dried, salted or in brine                                      | 151               | 44         | 13.252            | 828        |
| 04100010 | Birds nests, edible  |                   |            | 52.850            | 342        |
| 05080090 | Coral&similar materials, cuttle-bone, unworked but not othwise worked, powder and waste thereof                    | 5.032             | 3.929      | 12.154            | 8.788      |
| 07089000 | oth leguminous vegetables, shelled or unshelled, fresh or chilled,except HS 070810-070820                          |                   |            | 2.282             | 1.940      |
| 07103000 | Spinach, new zealand spinach&orache spinach (garden spinach), (uncooked/cooked by steaming or boiling), frozen     |                   |            | 107               | 99         |
| 07144010 | Taro (Colocasia spp) frozen  |                   |            | 34.203            | 22.290     |
| 08013200 | Cashew nuts shelled  | 1.095.913         | 152.069    | 2.502.215         | 344.736    |
| 08134090 | oth fruit, dried, oth than that of headings 0801 to 0806, mixtures of nuts or dried fruits of this Chapter         |                   |            | 1.925             | 1.860      |
| 09011110 | Coffee Arabica WIB or Robusta OIB, not roasted, not decaffeinated  |                   |            | 124.158           | 16.040     |
| 09011120 | Coffee Arabica WIB or Robusta OIB, not roasted, not decaffeinated  | 167.220           | 15.600     | 167.220           | 15.600     |
| 09041110 | White pepper, neither crushed nor ground   | 123.067           | 28.000     | 123.067           | 28.000     |
| 09081100 | Nutmeg, neither crushed nor ground   |                   |            | 140.441           | 54.000     |
| 11062090 | Flour,meal & powder of oth sago/of roots/ tubers of 0714,oth than manioc/cassava,sago,sweet potato/Ipomoea batatas | 258.480           | 48.000     | 258.480           | 48.000     |
| 12122111 | Eucheuma spinosum fit for human consumption, dried but not ground  | 1.082.459         | 1.572.348  | 2.541.104         | 3.982.010  |

| HS       | Uraian Komoditi  | Triwulan II/2022  |            | Kumulatif         |            |
|----------|--|-------------------|------------|-------------------|------------|
|          |  | Nilai FOB (US \$) | Berat (kg) | Nilai FOB (US \$) | Berat (kg) |
| (1)      | (2)  | (3)               | (4)        | (5)               | (6)        |
| 12122112 | Eucheuma cottonii fit for human consumption, dried but not ground  | 68.257.351        | 26.117.107 | 104.577.510       | 40.981.879 |
| 12122113 | Gracilaria spp fit for human consumption, dried but not ground   | 7.181.193         | 9.843.620  | 11.423.385        | 16.322.230 |
| 12122115 | Sargassum spp fit for human consumption, dried but not ground  |                   |            | 6.029             | 23.500     |
| 12122119 | Seaweeds & oth algae fit for human consumption, dried but not ground, oth than 12122111 - 12122115         | 3.091             | 18.966     | 3.091             | 18.966     |
| 12122190 | Seaweeds and oth algae fit for human consumption, dried and ground   | 13.554            | 1.549      | 13.554            | 1.549      |
| 13019090 | Natural gums, resins, gum-resins and oleoresins, oth than gum arabic, cannabis resins, lac                 | 240.410           | 175.581    | 240.410           | 175.581    |
| 13021990 | oth vegetable saps and extracts, oth than of opium, liquorice, hops, ephedra, oth than 13021920 - 13021950 | 41.339            | 62.690     | 64.474            | 104.510    |
| 13023911 | Carrageenan powder, Semirefined  | 20.747.927        | 1.502.171  | 27.572.730        | 2.398.071  |
| 13023913 | Carrageenan, alkali treated carrageenan chips (ATCC)   | 532.500           | 50.000     | 1.152.250         | 125.000    |
| 13023990 | Mucilages & thickeners,whth/ not modified,derived frm vegetable products,oth than 13023911-13023919        | 696.099           | 144.000    | 696.099           | 144.000    |
| 16025000 | Prepared or preserved meat, meat offal or blood of bovine animals  |                   |            | 294               | 840        |
| 16029090 | oth prepared or preserved meat, meat offal or blood of animals, nec in heading 1602                        |                   |            | 3.496             | 3.410      |
| 16052100 | Shrimps and prawns, prepared or preserveed, not in airtight container                                      | 1.450.077         | 139.310    | 1.450.077         | 139.310    |
| 16052930 | Breaded shrimp, in airtight container  | 1.765.967         | 170.048    | 6.133.118         | 575.453    |
| 17029020 | Artificial honey,whether/not mixed with natural honey,in dry w/ fructose 50%                               |                   |            | 935               | 970        |
| 17031090 | Cane molases, not added flavour/colour matter  | 1.140.000         | 6.000.120  | 2.280.428         | 12.002.370 |
| 18010000 | Cocoa beans, whole or broken, raw or roasted   |                   |            | 7.448             | 1.540      |
| 18040000 | Cocoa butter, fat and oil  |                   |            | 1.504             | 200        |

| HS       | Uraian Komoditi  | Triwulan II/2022     |               | Kumulatif            |               |
|----------|--|----------------------|---------------|----------------------|---------------|
|          |  | Nilai FOB<br>(US \$) | Berat<br>(kg) | Nilai FOB<br>(US \$) | Berat<br>(kg) |
| (1)      | (2)  | (3)                  | (4)           | (5)                  | (6)           |
| 18050000 | Cocoa powder, not containing added sugar or oth sweetening matter  |                      |               | 2.256                | 300           |
| 19059080 | oth crisp savoury food products  |                      |               | 10.815               | 4.091         |
| 23023090 | oth than bran and pollard  | 4.058.120            | 15.520.000    | 8.072.659            | 33.236.539    |
| 23066090 | Palm nuts or kernels, oth than ground or in the form of pellets  |                      |               | 641.781              | 3.373.030     |
| 23080000 | Veg materials,waste, residues, won in the form of pellets, of a kind used in animal feeding                            | 40.103               | 272.320       | 51.816               | 372.840       |
| 25151210 | Marble & travertine,Merely cut,by sawing/otherwise,into blocks a rectangular (including square) shape blocks           | 183.858              | 1.229.092     | 409.943              | 4.030.651     |
| 25231090 | Other cement clinkers  | 18.012.338           | 470.352.207   | 32.917.679           | 887.294.535   |
| 25232990 | Other Portland white cement  | 821.500              | 13.900.000    | 4.873.650            | 82.550.000    |
| 30049098 | Herbal medicaments   |                      |               | 833                  | 555           |
| 33012960 | Essential oils of s&alwood   | 210.000              | 6.000         | 210.000              | 6.000         |
| 33049990 | Oth than anti-acne creams and oth face or skin creams & lotions  |                      |               | 1.673                | 520           |
| 33079040 | Other perfumery or cosmetics, including depilatories   |                      |               | 8.593                | 1.575         |
| 42022200 | Handbags,won w/shoulder strap,incl those wo handle w/outer surface of sheeting of plastics/of textile materials        |                      |               | 2.471                | 4.939         |
| 44092200 | Non-coniferous of tropical wood cotinuously shaped along any of its edgee,ends/faces, won planed,sanded or end-jointed | 22.417               | 15.415        | 22.417               | 15.415        |
| 44123100 | Oth plywood,consis solely sheets of wood(exc bamboo),each ply <= 6 mm thick,w/at least one outer ply of tropical wood  | 440.251              | 377.280       | 1.827.529            | 1.424.430     |
| 44189900 | Builders' joinery and carpentry of bamboo  | 29.394               | 49.272        | 29.394               | 49.272        |
| 44189910 | Cellular wood panels   |                      |               | 11.629               | 8.779         |
| 44189990 | Other builders' joinery and carpentry of wood, other than of bamboo, other than cellular wood panels                   |                      |               | 44.141               | 69.280        |
| 49019910 | Educational, technical, scientific, historical or cultural books   |                      |               | 996                  | 1.430         |

| HS           | Uraian Komoditi  | Triwulan II/2022     |                    | Kumulatif            |                      |
|--------------|--|----------------------|--------------------|----------------------|----------------------|
|              |  | Nilai FOB<br>(US \$) | Berat<br>(kg)      | Nilai FOB<br>(US \$) | Berat<br>(kg)        |
| (1)          | (2)  | (3)                  | (4)                | (5)                  | (6)                  |
| 61044900     | Women's/girls' dresses, knitted or crocheted, of other textile materials             |                      |                    | 29.561               | 69.901               |
| 61143090     | Other garments, knitted or crocheted, of man-made fibres                             |                      |                    | 35.551               | 7.580                |
| 62171090     | Other clothing accessories except judo belts, other than those of heading 62.12      |                      |                    | 4.568                | 1.015                |
| 64041190     | Sports footwear not fitted with spikes/wrangling/weightlifting/the like oth          |                      |                    | 1.956                | 2.190                |
| 68021000     | Tiles, cubes, similar articles, square < 7 cm, artificial colored, chipping & powder | 59.277               | 125.869            | 59.277               | 125.869              |
| 68022100     | Other monumental/building stone of marble, travertine, alabaster, simple             | 234.689              | 357.887            | 568.118              | 851.304              |
| 72026000     | Ferro alloy nickel   | 76.576.246           | 37.385.055         | 156.330.421          | 81.132.449           |
| 75011000     | Nickel mattes  | 329.453.453          | 16.795.404         | 564.538.676          | 33.544.850           |
| 79070092     | Other household articles of zinc   |                      |                    | 2.809                | 1.360                |
| 94034000     | Wooden furniture of a kind used in the kitchen                                       | 14.285               | 3.559              | 14.285               | 3.559                |
| 94036090     | Other wooden furniture, other than fume cupboard                                     | 814.816              | 63.671             | 1.852.304            | 151.452              |
| <b>Total</b> |  | <b>547.175.534</b>   | <b>604.039.580</b> | <b>954.463.501</b>   | <b>1.208.769.145</b> |

Lampiran 4. Ekspor Sulawesi Selatan Menurut Golongan Barang SITC

| SITC  | Uraian Golongan Barang (SITC)              | Triwulan II/2022  |            | Kumulatif         |            |
|-------|--|-------------------|------------|-------------------|------------|
|       |  | Nilai FOB (US \$) | Berat (kg) | Nilai FOB (US \$) | Berat (kg) |
| (1)   | (2)  | (3)               | (4)        | (5)               | (6)        |
| 01116 | Sayur-sayuran Segar, Dingin                |                   |            | 2.282             | 1.940      |
| 01270 | Coklat                                     |                   |            | 7.448             | 1.540      |
|       | Kopi                                       | 167.220           | 15.600     | 291.378           | 31.640     |
| 01281 | Rempah-rempah                              | 123.067           | 28.000     | 123.067           | 28.000     |
| 01289 | Rempah-rempah                              |                   |            | 140.441           | 54.000     |
| 01499 | Hasil Olahan yang Dapat Dimakan, Tds.      |                   |            | 52.850            | 342        |
| 02301 | Bahan Mentah Berasal Dari Tumbuh-tumbuhan  | 240.410           | 175.581    | 240.410           | 175.581    |
| 03111 | Ikan Segar, Dingin atau Beku               | 94.478            | 31.338     | 193.619           | 42.886     |
| 03112 | Udang, Kerang dan Sejenisnya, Segar/Dingin | 3.841             | 824        | 3.841             | 824        |
| 03113 | Bahan Mentah Berasal Dari Hewan            | 5.032             | 3.929      | 12.154            | 8.788      |
| 03114 | Bahan Mentah Berasal Dari Tumbuh-tumbuhan  | 76.537.648        | 37.553.590 | 118.564.672       | 61.330.133 |
| 03118 | Ikan Segar, Dingin atau Beku               |                   |            | 28                | 168        |
| 03123 | Udang, Kerang dan Sejenisnya, Segar/Dingin | 300               | 300        | 300               | 300        |
| 03254 | Udang, Kerang dan Sejenisnya, Segar/Dingin |                   |            | 3.135             | 627        |
| 08101 | Batu, Pasir dan kerikil                    | 183.858           | 1.229.092  | 409.943           | 4.030.651  |
| 10130 | Daging, Kalengan atau Olahan               |                   |            | 3.790             | 4.250      |
|       | Daging Dan Bagian Daging, Digarami/Kering  |                   |            | 27.790            | 3.970      |
| 10211 | Ikan Kering, Digarami atau Diasapi         | 879.915           | 25.314     | 1.548.662         | 59.983     |
| 10213 | Ikan Segar, Dingin atau Beku               | 2.081.094         | 321.845    | 3.944.631         | 618.546    |
| 10291 | Udang, Kerang dan Sejenisnya, Segar/Dingin | 151               | 44         | 13.252            | 828        |
| 10293 | Udang, Kerang dan Sejenisnya, Segar/Dingin | 8.343.333         | 1.161.777  | 14.563.409        | 2.162.222  |
| 10299 | Olahan Ikan, Udang dan Kerang              | 3.216.043         | 309.358    | 7.583.194         | 714.763    |
| 10313 | Buah-buahan, Segar, atau Dikeringkan       | 1.095.913         | 152.069    | 2.504.140         | 346.596    |
| 10314 | Sayur-sayuran Segar, Dingin                |                   |            | 34.310            | 22.389     |
| 10490 | Makanan Ternak                             | 40.103            | 272.320    | 693.596           | 3.745.870  |
| 10611 | Makanan Ternak                             | 4.058.120         | 15.520.000 | 8.072.659         | 33.236.539 |

| SITC         | Uraian Golongan Barang (SITC)                 | Triwulan II/2022   |                    | Kumulatif          |                      |
|--------------|---|--------------------|--------------------|--------------------|----------------------|
|              |   | Nilai FOB (US \$)  | Berat (kg)         | Nilai FOB (US \$)  | Berat (kg)           |
| (1)          | (2)   | (3)                | (4)                | (5)                | (6)                  |
| 10622        | Sayur-Sayuran Diawetkan                       | 258.480            | 48.000             | 258.480            | 48.000               |
| 10623        | Gula, Tetes dan Madu                          |                    |                    | 935                | 970                  |
| 10710        | Olahan Gandum dan Tepung Lainnya              |                    |                    | 10.815             | 4.091                |
| 10729        | Gula, Tetes dan Madu                          | 1.140.000          | 6.000.120          | 2.280.428          | 12.002.370           |
| 10731        | Coklat  |                    |                    | 3.760              | 500                  |
| 10779        | Bahan Mentah Berasal Dari Tumbuh-tumbuhan     | 21.976.526         | 1.696.171          | 29.421.079         | 2.667.071            |
| 14111        | Pakaian Wanita dan Anak Wanita Rajutan        |                    |                    | 29.561             | 69.901               |
|              | Barang-barang Lainnya dari Tekstil            |                    |                    | 35.551             | 7.580                |
| 14131        | Perlengkapan Pakaian dari Kain Tekstil        |                    |                    | 4.568              | 1.015                |
| 15121        | Peralatan Bepergian, Tas Tangan dll           |                    |                    | 2.471              | 4.939                |
| 15202        | Sepatu dan Peralatan Kaki Lainnya             |                    |                    | 1.956              | 2.190                |
| 16101        | Kayu Dikerjakan Sederhana Dan Bantalan Kayu   | 22.417             | 15.415             | 22.417             | 15.415               |
| 16211        | Plywood, Tripleks, dsb                        | 440.251            | 377.280            | 1.827.529          | 1.424.430            |
| 16221        | Barang-barang kayu, Tds                       | 29.394             | 49.272             | 85.164             | 127.331              |
| 18111        | Barang-barang Cetakan                         |                    |                    | 996                | 1.430                |
| 20232        | Kosmetika                                     |                    |                    | 10.265             | 2.095                |
| 20294        | Minyak Atsiri dan Bahan Wangi-wangian         | 210.000            | 6.000              | 210.000            | 6.000                |
| 21011        | Bahan Mentah Berasal Dari Tumbuh-tumbuhan     | 41.339             | 62.690             | 64.474             | 104.510              |
| 21012        | Obat-obatan (Termasuk Obat Hewan)             |                    |                    | 833                | 555                  |
| 23941        | Semen, Kapur dan Bahan Bangunan Buatan Pabrik | 18.833.838         | 484.252.207        | 37.791.329         | 969.844.535          |
| 23963        | Semen, Kapur dan Bahan Bangunan Buatan Pabrik | 293.966            | 483.756            | 627.395            | 977.173              |
| 24101        | Besi Kasar, Besi Cor, Besi Beton              | 76.576.246         | 37.385.055         | 156.330.421        | 81.132.449           |
| 24202        | Bijih Nikel dan Pekatannya                    | 329.453.453        | 16.795.404         | 564.538.676        | 33.544.850           |
| 25999        | Produk Logam Tidak Mulia, Lainnya             |                    |                    | 2.809              | 1.360                |
| 31001        | Perabotan                                     | 829.101            | 67.230             | 1.866.589          | 155.011              |
| <b>Total</b> |   | <b>547.175.534</b> | <b>604.039.580</b> | <b>954.463.501</b> | <b>1.208.769.145</b> |

### Lampiran 5. Ekspor Sulawesi Selatan Menurut Negara Tujuan

| Kode Negara  | Nama Negara        | Triwulan II/2022   |                    | Kumulatif          |                      |
|--------------|--------------------|--------------------|--------------------|--------------------|----------------------|
|              |                    | Nilai FOB (US \$)  | Berat (kg)         | Nilai FOB (US \$)  | Berat (kg)           |
| (1)          | (2)                | (3)                | (4)                | (5)                | (6)                  |
| 111          | JAPAN              | 340.229.991        | 24.131.792         | 585.885.314        | 48.074.520           |
| 112          | HONG KONG          | 141.959            | 6.494              | 462.109            | 128.861              |
| 114          | KOREA. REPUBLIC OF | 1.815.250          | 1.125.353          | 4.796.652          | 2.883.327            |
| 115          | TAIWAN             | 9.289.090          | 236.000.000        | 16.199.531         | 432.152.428          |
| 116          | CHINA              | 184.327.328        | 94.099.272         | 305.007.666        | 173.610.882          |
| 121          | THAILAND           | 594.996            | 73.606             | 1.388.146          | 174.986              |
| 122          | SINGAPORE          |                    |                    | 2.700              | 840                  |
| 123          | PHILIPPINES        | 1.399.952          | 34.998.800         | 3.095.199          | 67.800.312           |
| 124          | MALAYSIA           | 117.400            | 38.716             | 117.400            | 38.716               |
| 131          | VIET NAM           | 582.274            | 262.141            | 1.413.089          | 3.830.356            |
| 133          | INDIA              |                    |                    | 16.321.169         | 10.006.163           |
| 135          | BANGLADESH         | 4.068.698          | 108.119.434        | 6.210.018          | 165.604.534          |
| 311          | AUSTRALIA          | 2.367.198          | 68.733.973         | 5.935.328          | 172.338.221          |
| 333          | FIJI               | 887.400            | 22.500.000         | 1.979.280          | 49.500.000           |
| 391          | EAST TIMOR         | 821.500            | 13.900.000         | 4.873.650          | 82.550.000           |
| 433          | ARGENTINA          | 532.500            | 50.000             | 776.250            | 75.000               |
| <b>Total</b> |                    | <b>547.175.534</b> | <b>604.039.580</b> | <b>954.463.501</b> | <b>1.208.769.145</b> |



Lampiran 6. Ekspor Sulawesi Selatan Menurut Pelabuhan Muat

| Kode         | Nama Pelabuhan            | Triwulan II/2022   |                    | Kumulatif          |                      |
|--------------|---------------------------|--------------------|--------------------|--------------------|----------------------|
|              |                           | Nilai (US \$)      | Berat (kg)         | Nilai (US \$)      | Berat (kg)           |
| (1)          | (2)                       | (3)                | (4)                | (5)                | (6)                  |
| 002          | Makassar                  | 197.250.068        | 102.879.582        | 349.147.883        | 205.062.112          |
| 892          | Parepare                  | 5.468.650          | 143.118.234        | 8.803.540          | 233.303.886          |
| 893          | Sukarno Hatta<br>Makassar | 1.520.776          | 73.671             | 2.545.362          | 155.725              |
| 895          | Palopo                    |                    |                    |                    |                      |
| 897          | Malili                    | 329.453.453        | 16.795.404         | 564.538.676        | 33.544.850           |
| 898          | Biringkassi<br>Pangkep    | 13.365.188         | 341.133.973        | 28.987.789         | 736.540.649          |
| 904          | Hasanuddin (U)<br>(904)   | 117.400            | 38.716             | 440.250            | 161.923              |
| <b>Total</b> |                           | <b>547.175.534</b> | <b>604.039.580</b> | <b>954.463.501</b> | <b>1.208.769.145</b> |

Lampiran 7. Ekspor Sulawesi Selatan Menurut Komoditi dan Negara Tujuan Triwulan II/2022

| Kode Negara<br>(1)    | Nama Negara<br>(2)     | Uraian Golongan Barang (HS2)<br>(3)    | Triwulan II/2022     |                    |                   |
|-----------------------|------------------------|--|----------------------|--------------------|-------------------|
|                       |                        |  | Nilai (US \$)<br>(4) | Berat (kg)<br>(5)  |                   |
| 111                   | JAPAN                  | Biji-bijian berminyak                  | 130.244              | 147.469            |                   |
|                       |                        | Daging dan Ikan Olahan                 | 3.216.043            | 309.358            |                   |
|                       |                        | Gula dan Kembang Gula                  | 1.140.000            | 6.000.120          |                   |
|                       |                        | Ikan dan Udang                         | 5.269.687            | 630.291            |                   |
|                       |                        | Kopi. The dan Rempah-rempah            | 167.220              | 15.600             |                   |
|                       |                        | Nikel                                  | 329.453.453          | 16.795.404         |                   |
|                       |                        | Olahan makanan hewan                   | 24.243               | 166.320            |                   |
|                       |                        | Perabot. penerangan rumah              | 829.101              | 67.230             |                   |
|                       |                        | <b>JAPAN Total</b>                     |                      | <b>340.229.991</b> | <b>24.131.792</b> |
| 112                   | HONG KONG              | Ikan dan Udang                         | 141.959              | 6.494              |                   |
|                       | <b>HONG KONG Total</b> |  | <b>141.959</b>       | <b>6.494</b>       |                   |
| 114                   | KOREA. REPUBLIC OF     | Benda-benda dari batu. gips dan semen  | 293.966              | 483.756            |                   |
|                       |                        | Buah-buahan                            | 574.773              | 84.483             |                   |
|                       |                        | Ikan dan Udang                         | 490.401              | 73.834             |                   |
|                       |                        | Kayu dan barang dari kayu              | 440.251              | 377.280            |                   |
|                       |                        | Olahan makanan hewan                   | 15.860               | 106.000            |                   |
|                       |                        | <b>KOREA. REPUBLIC OF Total</b>        |                      | <b>1.815.250</b>   | <b>1.125.353</b>  |
| 115                   | TAIWAN                 | Garam. belerang dan kapur              | 9.289.090            | 236.000.000        |                   |
|                       | <b>TAIWAN Total</b>    |  | <b>9.289.090</b>     | <b>236.000.000</b> |                   |
| 116                   | CHINA                  | Besi dan baja                          | 76.576.246           | 37.385.055         |                   |
|                       |                        | Biji-bijian berminyak                  | 76.371.225           | 37.354.101         |                   |
|                       |                        | Garam. belerang dan kapur              | 183.858              | 1.229.092          |                   |
|                       |                        | Hasil penggilingan                     | 258.480              | 48.000             |                   |
|                       |                        | Ikan dan Udang                         | 5.004.124            | 751.548            |                   |
|                       |                        | Kayu dan barang dari kayu              | 51.811               | 64.687             |                   |
|                       |                        | Kopi. The dan Rempah-rempah            | 123.067              | 28.000             |                   |
|                       |                        | Lak. Getah dan Damar                   | 21.485.365           | 1.708.861          |                   |
|                       |                        | Minyak atsiri. komestik. wangi-wangian | 210.000              | 6.000              |                   |
|                       |                        | Olahan makanan hewan                   | 4.058.120            | 15.520.000         |                   |
|                       |                        | Produk hewani lainnya                  | 5.032                | 3.929              |                   |
|                       |                        | <b>CHINA Total</b>                     |                      | <b>184.327.328</b> | <b>94.099.272</b> |
|                       |                        | 121                                    | THAILAND             | Buah-buahan        | 521.140           |
| Ikan dan Udang        | 73.856                 |  |                      | 6.020              |                   |
| <b>THAILAND Total</b> |                        |  | <b>594.996</b>       | <b>73.606</b>      |                   |

| Kode Negara<br>(1) | Nama Negara<br>(2)       | Uraian Golongan Barang (HS2)<br>(3) | Triwulan II/2022     |                    |
|--------------------|--------------------------|-------------------------------------|----------------------|--------------------|
|                    |                          |                                     | Nilai (US \$)<br>(4) | Berat (kg)<br>(5)  |
| 123                | PHILIPPINES              | Garam. belerang dan kapur           | 1.399.952            | 34.998.800         |
|                    | <b>PHILIPPINES Total</b> |                                     | <b>1.399.952</b>     | <b>34.998.800</b>  |
| 124                | MALAYSIA                 | Ikan dan Udang                      | 117.400              | 38.716             |
|                    | <b>MALAYSIA Total</b>    |                                     | <b>117.400</b>       | <b>38.716</b>      |
| 131                | VIET NAM                 | Biji-bijian berminyak               | 36.179               | 52.020             |
|                    |                          | Ikan dan Udang                      | 305.685              | 34.540             |
|                    |                          | Lak. Getah dan Damar                | 240.410              | 175.581            |
|                    | <b>VIET NAM Total</b>    |                                     | <b>582.274</b>       | <b>262.141</b>     |
| 135                | BANGLADESH               | Garam. belerang dan kapur           | 4.068.698            | 108.119.434        |
|                    | <b>BANGLADESH Total</b>  |                                     | <b>4.068.698</b>     | <b>108.119.434</b> |
| 311                | AUSTRALIA                | Garam. belerang dan kapur           | 2.367.198            | 68.733.973         |
|                    | <b>AUSTRALIA Total</b>   |                                     | <b>2.367.198</b>     | <b>68.733.973</b>  |
| 333                | FIJI                     | Garam. belerang dan kapur           | 887.400              | 22.500.000         |
|                    | <b>FIJI Total</b>        |                                     | <b>887.400</b>       | <b>22.500.000</b>  |
| 391                | EAST TIMOR               | Garam. belerang dan kapur           | 821.500              | 13.900.000         |
|                    | <b>EAST TIMOR Total</b>  |                                     | <b>821.500</b>       | <b>13.900.000</b>  |
| 433                | ARGENTINA                | Lak. Getah dan Damar                | 532.500              | 50.000             |
|                    | <b>ARGENTINA Total</b>   |                                     | <b>532.500</b>       | <b>50.000</b>      |
| <b>Total</b>       |                          |                                     | <b>547.175.534</b>   | <b>604.039.580</b> |

**Lampiran 8. Ekspor Sulawesi Selatan Menurut Komoditi dan Negara Tujuan  
Kumulatif sampai dengan Triwulan II/2022**

| Kode Negara<br>(1) | Nama Negara<br>(2)        | Uraian Golongan Barang (HS2)<br>(3)       | Kumulatif            |                   |
|--------------------|---------------------------|---|----------------------|-------------------|
|                    |                           |   | Nilai (US \$)<br>(4) | Berat (kg)<br>(5) |
| <b>111</b>         | <b>JAPAN</b>              | Biji-bijian berminyak                     | 242.646              | 297.339           |
|                    |                           | Daging dan Ikan Olahan                    | 7.583.194            | 714.763           |
|                    |                           | Gula dan Kembang Gula                     | 2.280.428            | 12.002.370        |
|                    |                           | Ikan dan Udang                            | 9.031.724            | 1.093.778         |
|                    |                           | Kakao/coklat                              | 11.208               | 2.040             |
|                    |                           | Kopi. The dan Rempah-rempah               | 265.464              | 28.140            |
|                    |                           | Nikel                                     | 564.538.676          | 33.544.850        |
|                    |                           | Olahan makanan hewan                      | 31.076               | 213.840           |
|                    |                           | Perabot. penerangan rumah                 | 1.866.589            | 155.011           |
|                    |                           | Sayuran                                   | 34.310               | 22.389            |
|                    | <b>JAPAN Total</b>        |   | <b>585.885.314</b>   | <b>48.074.520</b> |
| <b>112</b>         | <b>HONG KONG</b>          | Alas kaki                                 | 1.956                | 2.190             |
|                    |                           | Barang-barang dari kulit                  | 2.471                | 4.939             |
|                    |                           | Barang-barang rajutan                     | 65.112               | 77.481            |
|                    |                           | Buah-buahan                               | 1.925                | 1.860             |
|                    |                           | buku dan barang dari cetakan              | 996                  | 1.430             |
|                    |                           | Daging dan Ikan Olahan                    | 3.790                | 4.250             |
|                    |                           | Daging dan Sisa daging yang dapat dimakan | 27.790               | 3.970             |
|                    |                           | Gula dan Kembang Gula                     | 935                  | 970               |
|                    |                           | Ikan dan Udang                            | 271.299              | 19.929            |
|                    |                           | Minyak atsiri. komestik. wangi-wangian    | 10.265               | 2.095             |
|                    |                           | Olahan dari tepung                        | 10.815               | 4.091             |
|                    |                           | Pakaian jadi bukan rajutan                | 4.568                | 1.015             |
|                    |                           | Produk farmasi                            | 833                  | 555               |
|                    |                           | Produk hewani lainnya                     | 1.414                | 444               |
|                    |                           | Sayuran                                   | 2.282                | 1.940             |
|                    |                           | Seng                                      | 2.809                | 1.360             |
|                    |                           | Telur. madu dan produk hewan lainnya      | 52.850               | 342               |
|                    | <b>HONG KONG Total</b>    |   | <b>462.109</b>       | <b>128.861</b>    |
| <b>114</b>         | <b>KOREA. REPUBLIC OF</b> | Benda-benda dari batu. gips dan semen     | 576.917              | 887.971           |
|                    |                           | Biji-bijian berminyak                     | 194.885              | 83.550            |
|                    |                           | Buah-buahan                               | 1.187.925            | 175.770           |
|                    |                           | Ikan dan Udang                            | 977.027              | 143.827           |

| Kode Negara<br>(1) | Nama Negara<br>(2)              | Uraian Golongan Barang (HS2)<br>(3)    | Kumulatif            |                    |
|--------------------|---------------------------------|--|----------------------|--------------------|
|                    |                                 |  | Nilai (US \$)<br>(4) | Berat (kg)<br>(5)  |
|                    |                                 | Kayu dan barang dari kayu              | 1.839.159            | 1.433.209          |
|                    |                                 | Olahan makanan hewan                   | 20.740               | 159.000            |
|                    | <b>KOREA. REPUBLIC OF Total</b> |  | <b>4.796.652</b>     | <b>2.883.327</b>   |
| <b>115</b>         | <b>TAIWAN</b>                   | Garam. belerang dan kapur              | 16.199.531           | 432.152.428        |
|                    | <b>TAIWAN Total</b>             |  | <b>16.199.531</b>    | <b>432.152.428</b> |
| <b>116</b>         | <b>CHINA</b>                    | Benda-benda dari batu. gips dan semen  | 50.478               | 89.202             |
|                    |                                 | Besi dan baja                          | 140.009.253          | 71.126.286         |
|                    |                                 | Biji-bijian berminyak                  | 117.794.380          | 60.590.764         |
|                    |                                 | Garam. belerang dan kapur              | 409.943              | 4.030.651          |
|                    |                                 | Hasil penggilingan                     | 258.480              | 48.000             |
|                    |                                 | Ikan dan Udang                         | 9.382.210            | 1.516.018          |
|                    |                                 | Kayu dan barang dari kayu              | 95.952               | 133.967            |
|                    |                                 | Kopi. The dan Rempah-rempah            | 289.421              | 85.500             |
|                    |                                 | Lak. Getah dan Damar                   | 28.333.303           | 2.646.581          |
|                    |                                 | Minyak atsiri. komestik. wangi-wangian | 210.000              | 6.000              |
|                    |                                 | Olahan makanan hewan                   | 8.163.506            | 33.329.569         |
|                    |                                 | Produk hewani lainnya                  | 10.740               | 8.344              |
|                    | <b>CHINA Total</b>              |  | <b>305.007.666</b>   | <b>173.610.882</b> |
| <b>121</b>         | <b>THAILAND</b>                 | Buah-buahan                            | 1.314.290            | 168.966            |
|                    |                                 | Ikan dan Udang                         | 73.856               | 6.020              |
|                    | <b>THAILAND Total</b>           |  | <b>1.388.146</b>     | <b>174.986</b>     |
| <b>122</b>         | <b>SINGAPORE</b>                | Ikan dan Udang                         | 2.700                | 840                |
|                    | <b>SINGAPORE Total</b>          |  | <b>2.700</b>         | <b>840</b>         |
| <b>123</b>         | <b>PHILIPPINES</b>              | Biji-bijian berminyak                  | 125.677              | 50.960             |
|                    |                                 | Garam. belerang dan kapur              | 2.593.522            | 67.699.352         |
|                    |                                 | Lak. Getah dan Damar                   | 376.000              | 50.000             |
|                    | <b>PHILIPPINES Total</b>        |  | <b>3.095.199</b>     | <b>67.800.312</b>  |
| <b>124</b>         | <b>MALAYSIA</b>                 | Ikan dan Udang                         | 117.400              | 38.716             |
|                    | <b>MALAYSIA Total</b>           |  | <b>117.400</b>       | <b>38.716</b>      |
| <b>131</b>         | <b>VIET NAM</b>                 | Biji-bijian berminyak                  | 207.084              | 307.520            |
|                    |                                 | Ikan dan Udang                         | 414.661              | 67.255             |
|                    |                                 | Lak. Getah dan Damar                   | 240.410              | 175.581            |
|                    |                                 | Olahan makanan hewan                   | 550.933              | 3.280.000          |
|                    | <b>VIET NAM Total</b>           |  | <b>1.413.089</b>     | <b>3.830.356</b>   |
| <b>133</b>         | <b>INDIA</b>                    | Besi dan baja                          | 16.321.169           | 10.006.163         |
|                    | <b>INDIA Total</b>              |  | <b>16.321.169</b>    | <b>10.006.163</b>  |
| <b>135</b>         | <b>BANGLADESH</b>               | Garam. belerang dan kapur              | 6.210.018            | 165.604.534        |
|                    | <b>BANGLADESH Total</b>         |  | <b>6.210.018</b>     | <b>165.604.534</b> |

| Kode Negara<br>(1) | Nama Negara<br>(2)      | Uraian Golongan Barang (HS2)<br>(3) | Kumulatif            |                      |
|--------------------|-------------------------|-------------------------------------|----------------------|----------------------|
|                    |                         |                                     | Nilai (US \$)<br>(4) | Berat (kg)<br>(5)    |
| <b>311</b>         | <b>AUSTRALIA</b>        | Garam. belerang dan kapur           | 5.935.328            | 172.338.221          |
|                    | <b>AUSTRALIA Total</b>  |                                     | <b>5.935.328</b>     | <b>172.338.221</b>   |
| <b>333</b>         | <b>FIJI</b>             | Garam. belerang dan kapur           | 1.979.280            | 49.500.000           |
|                    | <b>FIJI Total</b>       |                                     | <b>1.979.280</b>     | <b>49.500.000</b>    |
| <b>391</b>         | <b>EAST TIMOR</b>       | Garam. belerang dan kapur           | 4.873.650            | 82.550.000           |
|                    | <b>EAST TIMOR Total</b> |                                     | <b>4.873.650</b>     | <b>82.550.000</b>    |
| <b>433</b>         | <b>ARGENTINA</b>        | Lak. Getah dan Damar                | 776.250              | 75.000               |
|                    | <b>ARGENTINA Total</b>  |                                     | <b>776.250</b>       | <b>75.000</b>        |
| <b>Total</b>       |                         |                                     | <b>954.463.501</b>   | <b>1.208.769.145</b> |

<https://sulsel.bps.go.id>

### Lampiran 9. Impor Sulawesi Selatan Menurut Migas dan Non Migas

| Tahun                    | Triwulan | Migas       | Non Migas   | Total       |
|--------------------------|----------|-------------|-------------|-------------|
| (1)                      | (2)      | (3)         | (4)         | (5)         |
| <b>Nilai CIF (US \$)</b> |          |             |             |             |
| <b>2020</b>              | I        | 63.291.222  | 189.354.747 | 252.645.969 |
|                          | II       | 24.614.930  | 138.643.835 | 163.258.765 |
|                          | III      | 11.116.885  | 165.975.782 | 177.092.667 |
|                          | IV       | 4.534.860   | 202.634.272 | 207.169.132 |
| <b>2021</b>              | I        | 3.827.250   | 156.993.745 | 160.918.995 |
|                          | II       | 7.197.963   | 162.566.807 | 169.764.770 |
|                          | III      | 5.337.781   | 136.364.258 | 141.702.039 |
|                          | IV       | 7.097.384   | 246.700.416 | 253.797.800 |
| <b>2022</b>              | I        | 18.152.465  | 211.621.651 | 229.774.116 |
|                          | II       | 108.628.375 | 191.174.032 | 299.802.407 |
| <b>Berat (kg)</b>        |          |             |             |             |
| <b>2020</b>              | I        | 123.698.767 | 323.181.487 | 446.880.254 |
|                          | II       | 89.396.117  | 329.502.155 | 418.898.272 |
|                          | III      | 28.770.988  | 280.522.317 | 309.293.305 |
|                          | IV       | 14.130.461  | 413.549.470 | 427.679.931 |
| <b>2021</b>              | I        | 123.698.767 | 323.181.487 | 446.880.254 |
|                          | II       | 89.396.117  | 329.502.155 | 418.898.272 |
|                          | III      | 28.770.988  | 280.522.317 | 309.293.305 |
|                          | IV       | 14.130.461  | 413.549.470 | 427.679.931 |
| <b>2022</b>              | I        | 21.252.782  | 362.490.158 | 383.742.940 |
|                          | II       | 96.232.072  | 335.858.774 | 432.090.846 |

**Lampiran 10. Impor Sulawesi Selatan Menurut Golongan Barang 2 Digit HS**

| HS2 | Uraian Golongan Barang (HS2)           | Triwulan II/2022  |             | Kumulatif         |             |
|-----|--|-------------------|-------------|-------------------|-------------|
|     |  | Nilai CIF (US \$) | Berat (kg)  | Nilai CIF (US \$) | Berat (kg)  |
| (1) | (2)                                    | (3)               | (4)         | (5)               | (6)         |
| 03  | Ikan dan Udang                         | 1.344.213         | 172.470     | 2.189.026         | 299.802     |
| 07  | Sayuran                                | 375.985           | 435.000     | 610.052           | 696.000     |
| 08  | Buah-buahan                            | 1.589.679         | 1.157.111   | 3.448.570         | 1.603.007   |
| 10  | Gandum-gandum                          | 51.183.820        | 128.464.000 | 89.789.738        | 226.882.720 |
| 11  | Hasil penggilingan                     | 102.060           | 126.000     | 177.660           | 231.000     |
| 13  | Lak. Getah dan Damar                   | 665.331           | 36.200      | 1.176.891         | 109.800     |
| 14  | Bahan-bahan Nabati                     | 183.037           | 194.705     | 183.037           | 194.705     |
| 16  | Daging dan Ikan Olahan                 | 340.332           | 37.365      | 340.332           | 37.365      |
| 17  | Gula dan Kembang Gula                  | 31.931.585        | 66.338.540  | 96.062.190        | 196.843.800 |
| 18  | Kakao/coklat                           | 6.485.209         | 1.952.852   | 13.374.602        | 3.953.329   |
| 20  | Sayuran dan Buah-buahan Olahan         | 22.526            | 22.680      | 22.526            | 22.680      |
| 21  | Berbagai Makanan Olahan                | 69.949            | 32.522      | 69.949            | 32.522      |
| 23  | Olahan makanan hewan                   | 44.556.777        | 73.510.340  | 72.366.665        | 126.803.737 |
| 25  | Garam. belerang dan kapur              | 484.282           | 9.665.000   | 960.760           | 20.300.108  |
| 27  | Bahan bakar mineral                    | 112.352.000       | 114.800.352 | 130.758.392       | 136.507.294 |
| 28  | Bahan kimia anorganik                  | 403.218           | 806.500     | 14.563.856        | 36.813.740  |
| 29  | Bahan kimia organik                    | 761.942           | 328.520     | 2.212.557         | 932.520     |
| 30  | Produk farmasi                         | 199.500           | 75.000      | 199.500           | 75.000      |
| 32  | Sari bahan samak dan celup             | 21.637            | 1.521       | 141.417           | 68.486      |
| 33  | Minyak atsiri. komestik. wangi-wangian | 25.637            | 6.315       | 57.571            | 13.641      |
| 34  | Sabun dan preparat pembersih           | 23.608            | 101.700     | 54.037            | 121.367     |
| 35  | Perekat. enzim                         | 289.660           | 72.766      | 311.991           | 86.565      |
| 38  | Berbagai produk kimia                  | 2.113.628         | 4.121.882   | 4.438.263         | 7.205.843   |
| 39  | Plastik dan barang dari plastik        | 2.213.526         | 1.113.298   | 4.229.005         | 2.246.284   |
| 40  | Karet dan barang dari karet            | 491.175           | 167.091     | 1.126.872         | 348.511     |
| 42  | Barang-barang dari kulit               | 38.954            | 15.279      | 66.998            | 23.016      |



| HS2 | Uraian Golongan Barang (HS2)          | Triwulan II/2022  |            | Kumulatif         |            |
|-----|---------------------------------------|-------------------|------------|-------------------|------------|
|     |                                       | Nilai CIF (US \$) | Berat (kg) | Nilai CIF (US \$) | Berat (kg) |
| (1) | (2)                                   | (3)               | (4)        | (5)               | (6)        |
| 44  | Kayu dan barang dari kayu             | 18.824            | 1.325      | 34.603            | 2.023      |
| 48  | kertas/karton                         | 918.067           | 841.031    | 1.260.890         | 1.156.393  |
| 49  | buku dan barang dari cetakan          | 0                 | 0          | 5.439             | 2.557      |
| 50  | sutera                                | 894               | 63         | 894               | 63         |
| 52  | katun                                 | 0                 | 0          | 2.058             | 410        |
| 54  | Kawat Pijar buatan                    | 16.796            | 4.304      | 16.846            | 4.330      |
| 56  | Kapas gumpalan. tali                  | 801               | 86         | 7.592             | 627        |
| 59  | Kain ditenun berlapis                 | 33.785            | 7.408      | 201.106           | 34.852     |
| 63  | Kain perca                            | 284.314           | 118.420    | 935.376           | 468.592    |
| 65  | Tutup kepala                          | 2.479             | 432        | 3.312             | 626        |
| 66  | payung. tongkat berjalan              | 32.290            | 13.152     | 38.825            | 15.932     |
| 68  | Benda-benda dari batu. gips dan semen | 93.714            | 77.531     | 175.199           | 139.889    |
| 69  | Produk keramik                        | 3.993.889         | 16.389.859 | 8.307.706         | 29.448.538 |
| 70  | Kaca & barang dari kaca               | 362.611           | 832.510    | 387.984           | 876.781    |
| 72  | Besi dan baja                         | 382.709           | 480.415    | 740.130           | 741.421    |
| 73  | Benda-benda dari besi dan baja        | 612.595           | 279.627    | 2.889.438         | 2.157.434  |
| 74  | Tembaga                               | 94.838            | 22.937     | 207.061           | 65.092     |
| 76  | Aluminium                             | 485.549           | 400.118    | 1.795.331         | 1.120.048  |
| 79  | Seng                                  | 30.632            | 19.880     | 30.632            | 19.880     |
| 81  | Logam dasar lainnya                   | 6.930             | 3.000      | 6.930             | 3.000      |
| 82  | Perkakas. perangkat potong            | 50.971            | 16.469     | 296.476           | 78.283     |
| 83  | Berbagai barang logam dasar           | 166.699           | 88.487     | 307.010           | 134.627    |
| 84  | Mesin-mesin/pesawat mekanik           | 23.013.083        | 5.301.008  | 46.542.483        | 11.739.001 |
| 85  | Mesin/peralatan listrik               | 7.378.982         | 607.292    | 15.772.467        | 1.850.394  |
| 86  | Lokomotif dan peralatan kereta api    | 0                 | 0          | 2.109             | 573        |
| 87  | Kendaraan & bagiannya                 | 197.419           | 49.406     | 2.450.126         | 268.369    |
| 88  | Pesawat Terbang & bagiannya           | 0                 | 0          | 4.007.038         | 1.935      |
| 89  | Kapal laut                            | 909.324           | 1.483.000  | 909.324           | 1.483.000  |
| 90  | Perangkat optik                       | 198.082           | 9.967      | 586.137           | 122.850    |

| HS2          | Uraian Golongan Barang (HS2)  | Triwulan II/2022   |                    | Kumulatif          |                    |
|--------------|-------------------------------|--------------------|--------------------|--------------------|--------------------|
|              |                               | Nilai CIF (US \$)  | Berat (kg)         | Nilai CIF (US \$)  | Berat (kg)         |
| (1)          | (2)                           | (3)                | (4)                | (5)                | (6)                |
| 94           | Perabot. penerangan rumah     | 2.245.368          | 1.287.598          | 2.525.920          | 1.432.686          |
| 95           | Mainan                        | 0                  | 0                  | 38.760             | 5.387              |
| 96           | Berbagai barang buatan pabrik | 1.492              | 512                | 6.399              | 5.351              |
| <b>Total</b> |                               | <b>299.802.407</b> | <b>432.090.846</b> | <b>529.424.058</b> | <b>815.833.786</b> |

### Lampiran 11. Impor Sulawesi Selatan Menurut Komoditi (HS)

| HS       | Uraian Komoditi   | Triwulan II/2022  |             | Kumulatif         |             |
|----------|---|-------------------|-------------|-------------------|-------------|
|          |   | Nilai CIF (US \$) | Berat (kg)  | Nilai CIF (US \$) | Berat (kg)  |
| (1)      | (2)   | (3)               | (4)         | (5)               | (6)         |
| 03048700 | Frozen fillet of Tunas (of the genus Thunnus). skipjack or stripe-bellied bonito (Euthynnus (Katsuwonus) pelamis) | 0                 | 0           | 157.438           | 16.332      |
| 03061490 | Other crabs. frozen. fit for human consumption  | 0                 | 0           | 687.375           | 111.000     |
| 03061491 | Other crabs. frozen. fit for human consumption  | 471.750           | 74.000      | 471.750           | 74.000      |
| 03061721 | Whiteleg shrimps (Litopenaeus vannamei). headless. with tail frozen. fit for human consumption                    | 127.813           | 12.880      | 127.813           | 12.880      |
| 03075200 | Octopus (Octopus spp). Frozen   | 744.650           | 85.590      | 744.650           | 85.590      |
| 07032090 | Garlic. not for propagation   | 375.985           | 435.000     | 610.052           | 696.000     |
| 08013100 | Cashew nuts In shell  | 1.421.804         | 1.109.359   | 1.421.804         | 1.109.359   |
| 08013200 | Cashew nuts shelled   | 167.875           | 47.752      | 1.906.818         | 381.148     |
| 08041000 | Dates. fresh or dried   | 0                 | 0           | 119.948           | 112.500     |
| 10019912 | Wheat grain without husk. fit for human consumption   | 51.183.820        | 128.464.000 | 89.789.738        | 226.882.720 |
| 11081300 | Potato starch   | 102.060           | 126.000     | 177.660           | 231.000     |
| 13023912 | Carrageenan powder. Refined   | 665.331           | 36.200      | 1.176.891         | 109.800     |
| 14049099 | Vegetable products nec or included oth used primarily in tanning/ dyeing.oth than14049091 - 14049092              | 183.037           | 194.705     | 183.037           | 194.705     |
| 16052100 | Shrimps and prawns. prepared or preserveed. not in airtight container   | 340.332           | 37.365      | 340.332           | 37.365      |
| 17011400 | Raw sugar of oth cane sugar. in   | 31.801.400        | 66.000.000  | 82.951.520        | 174.000.000 |

| HS       | Uraian Komoditi  | Triwulan II/2022     |               | Kumulatif            |               |
|----------|--|----------------------|---------------|----------------------|---------------|
|          |  | Nilai CIF<br>(US \$) | Berat<br>(kg) | Nilai CIF<br>(US \$) | Berat<br>(kg) |
| (1)      | (2)  | (3)                  | (4)           | (5)                  | (6)           |
|          | solid form. not cont added<br>flavouring/colouring matter  |                      |               |                      |               |
| 17019990 | oth raw sugar in solid form. not<br>containing added flavouring or<br>colouring matter. unrefined                          | 0                    | 0             | 12.804.000           | 22.000.000    |
| 17026010 | Fructose fructose in the dry state<br>more than 50% by weight.<br>excluding invert sugar                                   | 106.135              | 312.540       | 282.620              | 817.800       |
| 17029099 | Oth sugar.incl invert sugar and<br>sugar syrup blends. in dry w/<br>fructose 50%   | 24.050               | 26.000        | 24.050               | 26.000        |
| 18010000 | Cocoa beans. whole or broken.<br>raw or roasted  | 0                    | 0             | 6.889.393            | 2.000.477     |
| 18010010 | Cocoa beans. whole or broken.<br>raw or roasted  | 4.295.323            | 1.322.652     | 4.295.323            | 1.322.652     |
| 18010090 | Cocoa beans. whole or broken.<br>raw or roasted  | 2.189.886            | 630.200       | 2.189.886            | 630.200       |
| 20041000 | Potatoes. prepared or preserved<br>othwise than by vinegar or acetic<br>acid. frozen. oth than products of<br>heading 2006 | 22.526               | 22.680        | 22.526               | 22.680        |
| 21021000 | Active yeasts  | 49.030               | 17.320        | 49.030               | 17.320        |
| 21069099 | Other Food preparations not<br>elsewhere specified or included.<br>oth than HS 21069091 -<br>21069098                      | 20.919               | 15.202        | 20.919               | 15.202        |
| 23011000 | Flours. meals and pellets. of<br>meat or meat offal. greaves   | 1.976.473            | 2.808.903     | 4.105.201            | 6.248.203     |
| 23025000 | Of leguminous plants   | 22.424               | 37.500        | 56.552               | 93.750        |
| 23031090 | Residues of starch manufacture<br>and similar residues oth than<br>manioc (cassava) or sago                                | 1.088.390            | 1.324.699     | 2.275.492            | 2.766.980     |
| 23033000 | Brewing or distilling dregs and<br>waste   | 833.995              | 2.074.788     | 1.269.978            | 3.177.354     |
| 23040090 | Oth than defatted soya-bean<br>flour. fit for human consumption  | 40.414.489           | 67.133.000    | 64.438.436           | 114.386.000   |
| 23099020 | Premixes. feed supplements or<br>feed additives  | 221.006              | 131.450       | 221.006              | 131.450       |
| 25010010 | Table salt   | 29.700               | 135.000       | 59.400               | 270.000       |
| 25061000 | Quartz   | 0                    | 0             | 528                  | 108           |
| 25084090 | Other clays than fuller's earth  | 15.335               | 10.000        | 15.335               | 10.000        |
| 25201000 | Gypsum. anhydrite  | 429.875              | 9.500.000     | 876.125              | 20.000.000    |
| 25202090 | Other Plasters   | 9.372                | 20.000        | 9.372                | 20.000        |
| 27040010 | Coke & semicoke of coal  | 3.723.625            | 18.568.280    | 3.977.552            | 19.022.440    |

| HS       | Uraian Komoditi  | Triwulan II/2022     |               | Kumulatif            |               |
|----------|--|----------------------|---------------|----------------------|---------------|
|          |  | Nilai CIF<br>(US \$) | Berat<br>(kg) | Nilai CIF<br>(US \$) | Berat<br>(kg) |
| (1)      | (2)  | (3)                  | (4)           | (5)                  | (6)           |
| 27101224 | Motor spirit of RON 90 & above but below RON 97 unblended  | 105.432.558          | 91.344.997    | 119.104.131          | 103.817.891   |
| 27101943 | Other lubricating oils   | 0                    | 0             | 252.798              | 155.584       |
| 27101944 | Lubricating greases  | 65.025               | 31.670        | 311.196              | 146.817       |
| 27101946 | Lubricating greases  | 76.350               | 44.405        | 76.350               | 44.405        |
| 27101990 | Other of diesel fuel. fuel oils  | 0                    | 0             | 41.028               | 28.170        |
| 27132000 | Petroleum bitumen  | 3.054.442            | 4.811.000     | 6.995.337            | 13.291.987    |
| 28020000 | Sulphur. sublimed or precipitated. colloidal sulphur.  | 0                    | 0             | 12.325.500           | 33.000.000    |
| 28030090 | Other acetylene black  | 0                    | 0             | 30.671               | 114.096       |
| 28112290 | Other inorganic oxygen compounds of nonmetals . Silicon dioxide  | 0                    | 0             | 3.396                | 139           |
| 28151100 | Sodium hydroxide (caustic soda). Solid   | 0                    | 0             | 1.176.760            | 1.820.000     |
| 28272010 | Calcium chloride. containing 73 % - 80 % by weight   | 0                    | 0             | 39.248               | 88.000        |
| 28273200 | Other chlorides. of aluminium  | 61.108               | 149.000       | 120.306              | 271.000       |
| 28352510 | Calcium hydrogenothphosphate ("dicalciumphosphate"). feed grade  | 212.500              | 250.000       | 212.500              | 250.000       |
| 28352600 | Other phosphates of calcium  | 0                    | 0             | 427.842              | 513.000       |
| 28363000 | Sodium hydrogencarbonate (sodium bicarbonate)  | 129.610              | 407.500       | 227.610              | 757.500       |
| 28365090 | Calcium carbonate. not food or pharmaceutical grade  | 0                    | 0             | 23                   | 5             |
| 29037100 | Chlorodifluoromethane  | 58.650               | 46.920        | 58.650               | 46.920        |
| 29163100 | Benzoic acid. its salts & esters   | 26.550               | 15.000        | 26.550               | 15.000        |
| 29181100 | Lactic acid. its salts & esters  | 27.302               | 14.600        | 27.302               | 14.600        |
| 29181400 | Citric acid  | 0                    | 0             | 62.590               | 30.000        |
| 29181590 | Salts & esters of citric acid. other than calcium citrate  | 0                    | 0             | 48.000               | 20.000        |
| 29224100 | Lysine & its esters; salts thereof   | 0                    | 0             | 119.850              | 85.000        |
| 29225090 | Amino-alcoh-phenol.amino-acid-phenol&oth amino-comp w oxyg funct.Ot than p-Aminosalicylic acid&its salt.esters&oth deriv | 0                    | 0             | 42.460               | 22.000        |
| 29231000 | Choline & its salts  | 107.640              | 72.000        | 187.295              | 119.000       |
| 29304000 | Methionine   | 491.800              | 160.000       | 1.540.060            | 540.000       |
| 29309090 | Organo-sulphur compounds.Other than HS 2930.20.00 to 29309090  | 50.000               | 20.000        | 99.800               | 40.000        |
| 30042099 | Antibiotics medicaments other  | 199.500              | 75.000        | 199.500              | 75.000        |

| HS              | Uraian Komoditi  | Triwulan II/2022     |               | Kumulatif            |               |
|-----------------|--|----------------------|---------------|----------------------|---------------|
|                 |  | Nilai CIF<br>(US \$) | Berat<br>(kg) | Nilai CIF<br>(US \$) | Berat<br>(kg) |
| (1)             | (2)  | (3)                  | (4)           | (5)                  | (6)           |
|                 | than 3004.10.15-3004.20.91   |                      |               |                      |               |
| <b>32041710</b> | Synthetic organic pigment in powder form   | 0                    | 0             | 67.600               | 9.200         |
| <b>32081090</b> | Paint incl enamels based on polyesters.oth than varnishes incl lacq&antifouling &/or anticorrosive paint for ships'hulls | 159                  | 11            | 159                  | 11            |
| <b>32089019</b> | Varnishes incl enamels.>100°C heat resis.exc of a kind used in dentistry&based on polyesters. acrylic/vinyl polymers     | 21.478               | 1.510         | 21.543               | 1.513         |
| <b>32089090</b> | Paint&varnishes incl enamels&lacquers exc based on polyesters&based on acrylic/vinyl polymers&HS 3208.90.10 to3208.90.30 | 0                    | 0             | 95                   | 21            |
| <b>32141000</b> | Glaziers' putty. grafting putty. resin cements. caulking compounds & other mastics. painters' fillings                   | 0                    | 0             | 20.284               | 3.737         |
| <b>32149000</b> | Non-refractory surfacing preparations for facades. indoor walls. floors. ceilings or the like.                           | 0                    | 0             | 31.723               | 54.001        |
| <b>32159090</b> | Oth ink of a kind suitable for use with duplicating machines of heading 84.72  | 0                    | 0             | 13                   | 3             |
| <b>33029000</b> | Oth prep based on odoriferous substances for the manufacture of beverages  | 25.637               | 6.315         | 57.571               | 13.641        |
| <b>34021190</b> | Anionic except Sulphated fatty alcohols&Sulphonated fatty alcohols incl org surf-active agents.put up for retSale or not | 0                    | 0             | 5.080                | 2.170         |
| <b>34021990</b> | Org surf-active agents.put up for retsale/not.oth than anionic.cationic&non-ionic&of a kind suit to use in fire-ext prep | 0                    | 0             | 6.230                | 2.500         |
| <b>34029099</b> | Surface active prep.wash prep incl aux wash&clean prep.cont soap/not.in liq form.oth than of 34.01.HS 3402.90.91 to 94   | 0                    | 0             | 16.378               | 6.997         |
| <b>34039990</b> | Preparat for treat of textile.leather oth mater.not cont petrol oil.not liquid   | 23.608               | 101.700       | 23.608               | 101.700       |
| <b>34059090</b> | Other than metal polishes  | 0                    | 0             | 2.741                | 8.000         |
| <b>35040000</b> | Peptones & their deriv. oth  | 876                  | 178           | 876                  | 178           |

| HS              | Uraian Komoditi  | Triwulan II/2022     |               | Kumulatif            |               |
|-----------------|--|----------------------|---------------|----------------------|---------------|
|                 |  | Nilai CIF<br>(US \$) | Berat<br>(kg) | Nilai CIF<br>(US \$) | Berat<br>(kg) |
| (1)             | (2)  | (3)                  | (4)           | (5)                  | (6)           |
|                 | protein substances & their deriv.not specified or included.hide powder.chromed or not.                                   |                      |               |                      |               |
| <b>35051090</b> | Other than Dextrins. soluble or roasted starches   | 10.620               | 18.000        | 10.620               | 18.000        |
| <b>35052000</b> | Glues  | 95                   | 17            | 95                   | 17            |
| <b>35061000</b> | Products suitable for use as glues or adhesives. put up for retail sale as glues or adhesives. net weight ≤ 1 kg         | 74.880               | 25.280        | 74.880               | 25.280        |
| <b>35069100</b> | Adhesives based on polymers of headings 39.01 to 39.13 or on rubber  | 0                    | 0             | 21.360               | 13.738        |
| <b>35069900</b> | Other than adhesives based on polymers of headings 39.01 to 39.13 or on rubber   | 25.289               | 9.851         | 26.260               | 9.912         |
| <b>35079000</b> | Other than rennet & concentrates thereof   | 177.900              | 19.440        | 177.900              | 19.440        |
| <b>38013000</b> | Carbonaceous pastes for electrodes & similar pastes for furnace linings  | 682.419              | 829.265       | 1.992.132            | 2.375.875     |
| <b>38089290</b> | Fungicides. other than HS 3808.92.11 - 3808.92.19  | 65.234               | 50.000        | 163.149              | 125.000       |
| <b>38089490</b> | Disinfectants other than HS 3808.94.10 - 3808.94.20  | 115.920              | 72.000        | 200.880              | 126.000       |
| <b>38160010</b> | Refractory cements   | 63.242               | 92.925        | 66.410               | 96.525        |
| <b>38160020</b> | Refractory cements   | 308.888              | 475.308       | 308.888              | 475.308       |
| <b>38160090</b> | Other than refractory cements  | 838.541              | 2.577.042     | 1.645.624            | 3.938.433     |
| <b>38210090</b> | Other than prepared culture media for the development of microorganisms  | 8.027                | 1.633         | 8.027                | 1.633         |
| <b>38220030</b> | Sterilisation indicator strips & tapes   | 0                    | 0             | 42                   | 7             |
| <b>38241000</b> | Prepared binders for foundry moulds or cores   | 0                    | 0             | 4.842                | 13.722        |
| <b>38247800</b> | Mix cont halogenated. drv methane.ethane cont pfcs or hfcs but not cfcs or hcfc  | 0                    | 0             | 14.806               | 13.173        |
| <b>38249910</b> | Other InkRemovers.stencil correctors. other correcting fluids&correction tapes (exc those of heading 96.12).for retailer | 0                    | 0             | 2.106                | 16.458        |
| <b>38274000</b> | In addition to biodiesel. containing petroleum oil   | 31.357               | 23.709        | 31.357               | 23.709        |

| HS       | Uraian Komoditi  | Triwulan II/2022     |               | Kumulatif            |               |
|----------|--|----------------------|---------------|----------------------|---------------|
|          |  | Nilai CIF<br>(US \$) | Berat<br>(kg) | Nilai CIF<br>(US \$) | Berat<br>(kg) |
| (1)      | (2)  | (3)                  | (4)           | (5)                  | (6)           |
| 39012000 | Polyethylene having a specific gravity of 0.94 or more   | 137.592              | 90.000        | 377.784              | 270.000       |
| 39076100 | Poly(ethylene terephthalate) .having a viscosity number of 78 ml/g or higher   | 113.176              | 88.000        | 113.176              | 88.000        |
| 39076910 | Other poly(ethylene terephthalate) Having a viscosity number of 78 ml/g or lower. in the form granules               | 47.600               | 44.000        | 47.600               | 44.000        |
| 39129090 | Other cellulose. in oth form except head 3912.10-30  | 74.027               | 22.588        | 253.556              | 218.668       |
| 39139090 | Other Alginic acid. its salts & esters. oth than HS 3913.90.10 - 3913.90.30  | 0                    | 0             | 27.250               | 5.000         |
| 39169042 | Rods. sticks & profile shapes of other plastics .of hardened proteins  | 0                    | 0             | 1.334                | 234           |
| 39169092 | Rods. sticks & profile shapes of other plastics. oth than head 3916.90.41-80   | 0                    | 0             | 782                  | 160           |
| 39172100 | Tubes. pipes & hoses. rigid.of polymers of ethylene  | 752.797              | 346.854       | 754.672              | 347.129       |
| 39172200 | Tubes. pipes & hoses. rigid.of polymers of propylene   | 1.560                | 318           | 5.907                | 3.088         |
| 39172300 | Tubes. pipes & hoses. rigid . of polymers of vinyl chloride  | 0                    | 0             | 28.389               | 15.404        |
| 39172919 | Tubes. pipes & hoses. rigid.of other plastics .further worked than merely surface worked oth than 3917.29.12         | 478                  | 51            | 478                  | 51            |
| 39172929 | Tube.pipe/hose.rigid.oth plastic.unfurther worked thn merely surface work other than HS 3917.29.21 - 3917.29.25      | 0                    | 0             | 3.281                | 1.022         |
| 39173119 | Flexible tubes.pipes&hoses.a min burst pressure27.6Mpa.further worked than merely surface worked.exc HS3917.31.11-12 | 612                  | 258           | 612                  | 258           |
| 39173299 | Oth tube.pipe&hose.unfurther work than merely surface worked. oth thn 3917.32.93-95                                  | 10.490               | 2.081         | 11.532               | 2.165         |
| 39173999 | Other tubes. pipes and hoses other than 3917.39.91-94  | 4.706                | 167           | 16.973               | 3.532         |
| 39174000 | Fittings   | 16.611               | 6.993         | 18.708               | 7.931         |
| 39191099 | Self-adhesive plates.sheets.film.foil.tape.strip&  | 0                    | 0             | 8.994                | 369           |

| HS       | Uraian Komoditi   | Triwulan II/2022     |               | Kumulatif            |               |
|----------|---|----------------------|---------------|----------------------|---------------|
|          |   | Nilai CIF<br>(US \$) | Berat<br>(kg) | Nilai CIF<br>(US \$) | Berat<br>(kg) |
| (1)      | (2)   | (3)                  | (4)           | (5)                  | (6)           |
|          | oth flat shapes.of other plastic in rolls of a width≤20cm   |                      |               |                      |               |
| 39199099 | Self-adhesive plates. sheets. film. foil. tape. strip and other flat shapes. not in rolls. except HS 3919.90-92           | 179                  | 13            | 2.175                | 257           |
| 39201019 | Plates&sheets.of polymers of ethylene.unreinforced.laminated .supported or similarly combined with oth materials.unrigid  | 0                    | 0             | 75.687               | 60.731        |
| 39201090 | Film.foil and strip.of polymers of ethylene.unreinforced.laminated .supported or similarly combined with other materials. | 2.533                | 372           | 5.588                | 3.745         |
| 39202091 | Plates&sheets.of polymers of propylene.unreinforced.laminate d. supported or similarly combined with other materials.     | 0                    | 0             | 7.263                | 599           |
| 39204900 | Plates.sheets.film.foil&strip.of vinyl chloridepolymers&unreinforced.l aminated.supported/similar combined w oth material | 0                    | 0             | 1.313                | 271           |
| 39206190 | Film.foil and strip.of polycarbonates and not reinforced.laminated.supported or similarly combined with other materials.  | 0                    | 0             | 6.193                | 1.683         |
| 39211399 | Foil and strip. of polyurethanes. cellular. not rigid   | 900                  | 984           | 900                  | 984           |
| 39219090 | Other plates. sheets. film. foil and strip. of other cellulose or its chemical derivatives. cellular                      | 115.438              | 49.235        | 115.438              | 49.235        |
| 39229090 | Similar sanitary ware. of plastics  | 400                  | 478           | 400                  | 478           |
| 39231090 | Boxes. crates and similar articles. of plastics   | 457.660              | 210.134       | 465.144              | 212.519       |
| 39232990 | AsepticBags of oth plastics.reinforced/not w aluminiumfoil (exc retort pouches).width≥315mm&length ≥410mm.not SealedGland | 278.277              | 138.751       | 1.485.607            | 721.707       |
| 39239090 | Other articles for the conveyance or packing of goods. of plastics  | 162.492              | 77.933        | 287.193              | 143.546       |
| 39249090 | Other household articles. of plastics   | 26.565               | 32.613        | 26.565               | 32.613        |
| 39252000 | Doors. windows and their frames   | 0                    | 0             | 5.032                | 1.113         |



| HS       | Uraian Komoditi   | Triwulan II/2022     |               | Kumulatif            |               |
|----------|---|----------------------|---------------|----------------------|---------------|
|          |   | Nilai CIF<br>(US \$) | Berat<br>(kg) | Nilai CIF<br>(US \$) | Berat<br>(kg) |
| (1)      | (2)   | (3)                  | (4)           | (5)                  | (6)           |
|          | and thresholds for doors. of plastics   |                      |               |                      |               |
| 39259000 | Other builders' ware of plastics. except headings 3925.10 to 3925.30  | 0                    | 0             | 598                  | 201           |
| 39262090 | Articles of clothing accessories (including gloves. mittens & mitts)  | 281                  | 7             | 14.502               | 3.895         |
| 39263000 | Fittings for furniture. coachwork or the like   | 65                   | 13            | 65                   | 13            |
| 39269042 | Protective masks for use in welding and similar work  | 0                    | 0             | 50                   | 28            |
| 39269049 | Other safety and protective devices   | 499                  | 117           | 4.275                | 387           |
| 39269059 | Other articles for industrial uses  | 2.270                | 215           | 8.550                | 960           |
| 39269091 | Point of a kind used for grain storage  | 0                    | 0             | 3.362                | 270           |
| 39269099 | Other articles of plastics & other materials of headings 39.01 to 39.14. oth than 3926.10.00-3926.90.92                 | 6.318                | 1.123         | 42.077               | 4.038         |
| 40069090 | Other form of unvulcanised rubber. other than natural gums. other than "Camelback" strips for retreading rubber tyres   | 623                  | 37            | 874                  | 48            |
| 40091100 | Tubes.pipes&hoses. vulcanised rubber o.t hard rubber.unreinforced/othwise combined w/ oth materials.wo/ their fittings  | 1.050                | 322           | 2.984                | 719           |
| 40091290 | Tubes.pipes&hoses.vulcanised rubber o.t hard rubb.unreinforced/combined w/oth materials.w/their fittings.o.t 4009.12.10 | 9.073                | 994           | 9.073                | 994           |
| 40092110 | Mining slurry suction and discharge hoses. reinforced or otherwise combined only with metal. without their fittings     | 4.135                | 221           | 5.475                | 896           |
| 40092190 | Tubes.pipes & hoses.vulcanised rubber o.t hard rubber.reinforced/combined w/metal.wo/ their fittings.oth thn 4009.21.90 | 0                    | 0             | 2.197                | 243           |
| 40092210 | Mining slurry suction & discharge hoses.vulcanised rubber o.t hard  | 67                   | 7             | 67                   | 7             |

| HS       | Uraian Komoditi  | Triwulan II/2022     |               | Kumulatif            |               |
|----------|--|----------------------|---------------|----------------------|---------------|
|          |  | Nilai CIF<br>(US \$) | Berat<br>(kg) | Nilai CIF<br>(US \$) | Berat<br>(kg) |
| (1)      | (2)  | (3)                  | (4)           | (5)                  | (6)           |
|          | rubber. reinforced/combined w/metal.w/their fittings   |                      |               |                      |               |
| 40092290 | Tubes.pipes & hoses.vulcanised rubber o.t hard rubber. reinforced/combined w/metal.w/their fittings. oth thn 4009.22.90  | 1.515                | 797           | 8.816                | 1.467         |
| 40093191 | Fuel hoses. heater hoses and water hoses. of a kind used on motor vehicles of heading 87.02. 87.03. 87.04 or 87.11       | 603                  | 92            | 603                  | 92            |
| 40093210 | Mining slurry suction&discharge hoses.vulcanised rubber o.t hard rubber.reinforced/combined w/textile.w/their fittings   | 215                  | 23            | 215                  | 23            |
| 40093290 | Tubes.pipes&hoses.vulcanised rubber o.t hard rubber.reinforced/combined w/textile.w/fittings.oth thn 4009.32.10-20       | 12                   | 1             | 12                   | 1             |
| 40094190 | Reinforced or otherwise combined w/oth materials.oth thn rubber hose of a kind used for gas stove.without their fittings | 3.443                | 808           | 4.629                | 1.008         |
| 40094290 | Tubes. pipes and hoses. of vulcanised rubber other than 4009.42.10-20  | 2.599                | 157           | 11.185               | 364           |
| 40101200 | Conveyor belts or belting. of vulcanised rubber. reinforced only with textile materials                                  | 55.102               | 13.590        | 60.534               | 14.440        |
| 40101900 | Conveyor belts or belting. of vulcanised rubber. other than 4010.11.00-4010.12.00  | 1.583                | 75            | 4.411                | 219           |
| 40103100 | Endless transmission belts trapezoidal cross-section (V-belts).V-ribbed.outside circum excee 60 cm but not excee 180 cm  | 2.182                | 350           | 2.182                | 350           |
| 40103200 | Endless transm belts trapezoidal cross-section (Vbelts).oth thn V-ribbed.outside circum excee 60 cm but not excee 180 cm | 358                  | 68            | 18.343               | 2.371         |
| 40103300 | Endless transmission belts trapezoidal cross-section (Vbelts).V-ribbed.outside circum excee 180 cm but not excee 240     | 164                  | 30            | 164                  | 30            |

| HS       | Uraian Komoditi  | Triwulan II/2022     |               | Kumulatif            |               |
|----------|--|----------------------|---------------|----------------------|---------------|
|          |  | Nilai CIF<br>(US \$) | Berat<br>(kg) | Nilai CIF<br>(US \$) | Berat<br>(kg) |
| (1)      | (2)  | (3)                  | (4)           | (5)                  | (6)           |
|          | cm   |                      |               |                      |               |
| 40103900 | Transmission belts or belting. of vulcanised rubber. other than 4010.31.00-4010.36.00                                    | 267.265              | 103.918       | 467.512              | 160.400       |
| 40111000 | New pneumatic tyres. of rubber. of a kind used on motor cars (including station wagons and racing cars)                  | 13.020               | 5.763         | 122.759              | 42.548        |
| 40112010 | New pneumatic tyres. of rubber. of a kind used on buses or lorries. of a width not exceeding 450 mm.                     | 0                    | 0             | 179.286              | 56.413        |
| 40112012 | New pneumatic tyres. of rubber. of a kind used on buses or lorries. of a width not exceeding 450 mm.                     | 26.154               | 11.576        | 26.154               | 11.576        |
| 40112090 | New pneumatic tyres. of rubber. of a kind used on buses or lorries. of a width not less than 450 mm.                     | 0                    | 0             | 9.494                | 1.398         |
| 40118011 | New pneumatic tyres used on tractors machinery of head 8429-8430.forklifts.wheelbarrows/oth industrial vehicles&machines | 2.230                | 522           | 27.846               | 8.449         |
| 40121210 | Retreaded tyres of rubber. of a kind used on buses or lorries. of a width not exceeding 450 mm                           | 48.175               | 17.680        | 48.175               | 17.680        |
| 40122079 | Used pneumatic tyres of rubber. of a kind used on other vehicles of Chapter 87   | 13.403               | 2.500         | 13.403               | 2.500         |
| 40129019 | Other solid tyres of rubber other than 4012.90.14-16   | 0                    | 0             | 8.362                | 1.825         |
| 40129080 | Tyre flaps of rubber   | 950                  | 420           | 16.995               | 5.474         |
| 40129090 | Retreaded/used pneumatic tyres of rubber.solid/cushion tyres. tyre treads&flaps.other than 4012.11.00-4012.90.80         | 20.086               | 4.095         | 20.086               | 4.095         |
| 40131011 | Inner tubes of rubber.of a kind used on motor cars.suitable for fitting to tyres of a width < 450 mm                     | 0                    | 0             | 7.580                | 2.430         |
| 40131021 | Inner tubes of rubber. of a kind used on buses or lorries. suitable for fitting to tyres of a width not exceeding 450 mm | 0                    | 0             | 15.668               | 4.893         |
| 40169190 | Floor coverings other than   | 0                    | 0             | 1.614                | 130           |

| HS              | Uraian Komoditi   | Triwulan II/2022     |               | Kumulatif            |               |
|-----------------|---|----------------------|---------------|----------------------|---------------|
|                 |   | Nilai CIF<br>(US \$) | Berat<br>(kg) | Nilai CIF<br>(US \$) | Berat<br>(kg) |
| (1)             | (2)   | (3)                  | (4)           | (5)                  | (6)           |
|                 | 4016.90.10-4016.91.20 of vulcanised rubber other than hard rubber   |                      |               |                      |               |
| <b>40169310</b> | Gaskets. washers and other seals of a kind used to insulate the terminal leads of electrolytic capacitors                 | 11.266               | 1.044         | 11.266               | 1.044         |
| <b>40169320</b> | Gaskets and o-rings. of a kind used on motor vehicles of heading 87.02. 87.03. 87.04 or 87.11                             | 541                  | 86            | 541                  | 86            |
| <b>40169390</b> | Gaskets. washers and other seals of vulcanised rubber other than hard rubber. other than 4016.93.10-4016.93.20            | 2.478                | 402           | 2.586                | 411           |
| <b>40169919</b> | Parts&accessories of a kind used for vehicles of Chapter 87 of vulcanised rubber exc hard rubber oth thn 4016.99.11-20    | 0                    | 0             | 10.438               | 1.831         |
| <b>40169959</b> | Oth articles a kind used in machinery/mechanical/electric appliances.or for oth technical uses.oth thn 40169951-40169954  | 648                  | 344           | 648                  | 344           |
| <b>40169999</b> | Other articles of vulcanised rubber other than hard rubber. n.e.c in 4016   | 296                  | 54            | 2.756                | 597           |
| <b>40170090</b> | Articles of hard rubber other than 4017.00.10-20  | 1.939                | 1.115         | 1.939                | 1.115         |
| <b>42021990</b> | Trunks.suit-cases.vanity-cases.executive-cases.brief-cases.school satchel & similar container.outer srface oth paperboard | 3.200                | 871           | 3.200                | 871           |
| <b>42029290</b> | Cases and containers. other than toiletry bags and bowling bags. of sheeting of plastics                                  | 12.772               | 3.150         | 12.772               | 3.150         |
| <b>42032910</b> | Clothing accessories. protective work gloves. of leather or composition leather   | 22.976               | 11.254        | 51.020               | 18.991        |
| <b>42050020</b> | Industrial safety belts and harnesses   | 6                    | 4             | 6                    | 4             |
| <b>44083990</b> | Oth thn Jelutong wood pencil slats&face veneer sheets of tropical wood oth Red Meranti.Light Red Meranti&Meranti Bakau    | 18.824               | 1.325         | 34.603               | 2.023         |

| HS       | Uraian Komoditi  | Triwulan II/2022     |               | Kumulatif            |               |
|----------|--|----------------------|---------------|----------------------|---------------|
|          |  | Nilai CIF<br>(US \$) | Berat<br>(kg) | Nilai CIF<br>(US \$) | Berat<br>(kg) |
| (1)      | (2)  | (3)                  | (4)           | (5)                  | (6)           |
| 48024090 | Wallpaper in rolls of >15 cm width / rectangular (incl square) sheets of which no side > 36 cm in the unfolded state       | 0                    | 0             | 5.159                | 228           |
| 48026999 | Paper oth head<br>4802.62.weighing less than 150g/m2 & less than 225g/m3   | 1.434                | 101           | 4.417                | 233           |
| 48042110 | Sack kraft paper unbleached of a kind used for making cement bags  | 862.600              | 826.104       | 1.137.769            | 1.125.347     |
| 48191000 | Cartons. boxes and cases. of corrugated paper or paperboard  | 18.000               | 2.558         | 18.668               | 2.843         |
| 48192000 | Folding cartons. boxes and cases. of noncorrugated paper or paperboard   | 0                    | 0             | 2.321                | 1.753         |
| 48193000 | Sacks and bags. having a base of a width of 40 cm or more  | 34.838               | 11.913        | 62.993               | 23.174        |
| 48211090 | Labels excfor jewellery. incl obj of personal adornment /porsonal use in the pocket.in the handbag/on the person.printed   | 390                  | 45            | 390                  | 45            |
| 48221090 | Bobbins.spools.cops&similarSup ortofPaperpulp.paper/paperboard(perforated/hardened/not).for Winding textileYarn.exceptCone | 805                  | 310           | 1.712                | 580           |
| 48232010 | Filter paper and paperboard. In strips. rolls or sheets  | 0                    | 0             | 27.414               | 2.160         |
| 48239059 | Kraft paper. in rolls of a width of 209 mm. of a kind used as wrapper for dynamite sticks. Weighing more than150 g/m2      | 0                    | 0             | 47                   | 30            |
| 49111090 | advertisiMaterial.comercialCatalog.apartCatalogues listing onlyeduca.technic.scient.histori/cultural books&publications    | 0                    | 0             | 5.439                | 2.557         |
| 50079090 | Other woven fabrics.not containing 85%/more by weight of silk/of silk waste other noil silk.except HS 50079020-50079030    | 894                  | 63            | 894                  | 63            |
| 52091190 | Plain weave.unbleached cont.>=85% of cotton. weight >200 g/m2. others duck & canvas  | 0                    | 0             | 2.058                | 410           |
| 54022000 | Syntthatic filamentyarn (oth than sewing High tenacity yarn of polyesters won textured                                     | 0                    | 0             | 50                   | 26            |

| HS       | Uraian Komoditi   | Triwulan II/2022     |               | Kumulatif            |               |
|----------|---|----------------------|---------------|----------------------|---------------|
|          |   | Nilai CIF<br>(US \$) | Berat<br>(kg) | Nilai CIF<br>(US \$) | Berat<br>(kg) |
| (1)      | (2)   | (3)                  | (4)           | (5)                  | (6)           |
| 54074200 | Woven fabrics of synt filament yarn from nylon cont >85% . dyed   | 16.796               | 4.304         | 16.796               | 4.304         |
| 56031400 | Nonwovens. whether or not impregnated. coated. covered or laminated. of man-made filaments. (weighing more than 150g/m2)  | 48                   | 6             | 48                   | 6             |
| 56041000 | Rubber thread and cord. textile covered   | 0                    | 0             | 15                   | 1             |
| 56075090 | Oth synthetic fibres. exc vbelt cord of manmade fibre treated. yarn size>10.000 decitex.for sealing pump.valve&article    | 0                    | 0             | 6.319                | 500           |
| 56079090 | Twine. cordage. ropes. cables. other than of jute/oth textile bast fibres of head 53.03                                   | 0                    | 0             | 457                  | 40            |
| 56090000 | Articles of yarn.strip or the like of heading 54.04 or 54.05.twine.cordage.rope/cables . not elsewhere specified/included | 753                  | 80            | 753                  | 80            |
| 59061000 | Adhesive tape of a width not exceeding 20 cm  | 1.103                | 248           | 1.128                | 254           |
| 59069990 | Other than rubberised sheeting suitable for hospital use. other than those of heading 59.02                               | 0                    | 0             | 2.742                | 1.373         |
| 59090010 | Fire hoses  | 0                    | 0             | 517                  | 140           |
| 59090090 | Textile hosepiping and similar textile tubing. w/wo lining. armour/accessories of other materials other than fire hoses   | 0                    | 0             | 240                  | 54            |
| 59100000 | Transm/conveyor belts.of text material.won impregnated.coat.covered/lamin ate w/plastics.reinforced w/metal/oth material  | 0                    | 0             | 9.100                | 5.207         |
| 59112000 | Bolting cloth. whether or not made up   | 0                    | 0             | 99                   | 36            |
| 59114000 | Straining cloth of a kind used in oil presses or the like. including that of human hair                                   | 32.682               | 7.160         | 187.280              | 27.788        |
| 63051011 | Sacks and bags. of a kind used for the packing of goods.new. of jute  | 0                    | 0             | 250.096              | 197.472       |
| 63053210 | Man-made textile materials.flexible intermediate  | 0                    | 0             | 53.347               | 20.960        |

| HS       | Uraian Komoditi   | Triwulan II/2022     |               | Kumulatif            |               |
|----------|---|----------------------|---------------|----------------------|---------------|
|          |   | Nilai CIF<br>(US \$) | Berat<br>(kg) | Nilai CIF<br>(US \$) | Berat<br>(kg) |
| (1)      | (2)   | (3)                  | (4)           | (5)                  | (6)           |
|          | bulkcontainers.nonwoven   |                      |               |                      |               |
| 63053290 | Man-made textile materials.flexible intermediate bulkcontainers.woven   | 22.678               | 5.760         | 42.238               | 13.260        |
| 63053390 | Other sacks&bags.use for packing of good.of polyethylene orpolypropylene strip.not knitte/crochete.of woven of strip                        | 169.463              | 64.794        | 352.305              | 121.809       |
| 63062200 | Tents of synthetic fibres   | 91.494               | 47.806        | 236.711              | 115.031       |
| 63079090 | Oth made up artcils excl umbrella covers/surgical masks/safety harnesses/fans&handscreens/laces shoes.boots.corsets                         | 679                  | 60            | 679                  | 60            |
| 65061020 | Industrial safety & firefighters helmets. excl steel helmetwhether/not lined/trimmed  | 0                    | 0             | 212                  | 24            |
| 65061090 | Oth safety headgear. not for motocyclist/industrial/firefighters/steel helmets/water polo   | 2.479                | 432           | 2.913                | 560           |
| 65069990 | Oth headger of oth materials. not furskin   | 0                    | 0             | 187                  | 42            |
| 66011000 | Garden/similar umbrellas  | 32.290               | 13.152        | 38.825               | 15.932        |
| 68029110 | Oth article monumental/building of marble   | 39.228               | 50.500        | 73.101               | 101.357       |
| 68042200 | Other millstones.grindstones.grinding wheels&the like otheragglomerated abrasv/cramc for grinding wheel&the like                            | 17.143               | 9.800         | 18.907               | 10.326        |
| 68052000 | Natural/artificial abrasive powder/grain on a base of paper/paperboard  | 0                    | 0             | 12.699               | 2.326         |
| 68053000 | Natural/artificial abrasive powder/grain on a base ofoth materials  | 1.431                | 101           | 4.890                | 1.353         |
| 68069000 | Mixture & article of heat/sound insulating/sound absorbmineral waters   | 13.039               | 890           | 17.451               | 2.775         |
| 68114029 | Oth sheets.panel.tile&similr artcils containing asbstos for roofing oth than Floor/wall tiles containing plastic&roofing.facing/partitionin | 16.886               | 15.000        | 16.886               | 15.000        |

| HS       | Uraian Komoditi  | Triwulan II/2022     |               | Kumulatif            |               |
|----------|--|----------------------|---------------|----------------------|---------------|
|          |  | Nilai CIF<br>(US \$) | Berat<br>(kg) | Nilai CIF<br>(US \$) | Berat<br>(kg) |
| (1)      | (2)  | (3)                  | (4)           | (5)                  | (6)           |
|          | g  |                      |               |                      |               |
| 68129200 | Paper. millboard and felt of oth crocidolite fibres  | 0                    | 0             | 12.019               | 2.108         |
| 68129919 | Oth fabric asbestos fibres not mix with a basis of asbestos  | 0                    | 0             | 1.762                | 1.568         |
| 68129990 | Oth fabricat asbes fibres of oth croci.not fabricate/floor/wall tiles  | 308                  | 240           | 592                  | 940           |
| 68132010 | Brake lining&pad of friction material&articles.containingasbestos  | 0                    | 0             | 473                  | 146           |
| 68138900 | Oth thn brake lining&pad of frictionmaterial&article.notcontaining asbestos                                    | 5.679                | 1.000         | 5.679                | 1.000         |
| 68149000 | Oths worked mica & articles of mica  | 0                    | 0             | 10.740               | 990           |
| 69021000 | Goods of siliceous cont by weight.singly/together Mg.Ca.Cr>50%   | 45.731               | 50.000        | 1.585.207            | 1.544.249     |
| 69022000 | Goods of siliceous cont by weight.singly/together alumina.silika.or mixture >50%                               | 147.558              | 317.655       | 429.550              | 1.004.136     |
| 69029000 | Goods of siliceous cont by weight.of oth metals compound   | 202.981              | 667.025       | 214.826              | 744.825       |
| 69039000 | Oth refractory ceramic goods cont by weight.oth metalcompound>50%  | 17.696               | 33.314        | 17.696               | 33.314        |
| 69072191 | Paving.wall tiles.unglaze .large surface area capablesquare side>7 cm water absorption coeff by weight<= 0.5 % | 2.815.218            | 12.089.588    | 4.942.382            | 21.299.152    |
| 69072193 | Paving.wall tiles.glaze .large surface area capablesquare side>7cm water absorption coeff by weight<= 0.5 %    | 621.311              | 2.638.495     | 973.605              | 4.228.760     |
| 69072293 | Pving.wall tiles.glaze . largst surfce area capable square side>7cm of waterabsorp 0.5%<coeff weight<=10%      | 87.871               | 448.213       | 87.871               | 448.213       |
| 69072393 | Paving.wall tiles.glaze .large surface area capable square side>7 cm of water absorp coeff weight>10%          | 30.354               | 109.344       | 30.354               | 109.344       |
| 69091900 | Oth ceramic wares for laboratory.chemical/oth technicl uses  | 0                    | 0             | 1.046                | 320           |



| HS       | Uraian Komoditi   | Triwulan II/2022     |               | Kumulatif            |               |
|----------|---|----------------------|---------------|----------------------|---------------|
|          |   | Nilai CIF<br>(US \$) | Berat<br>(kg) | Nilai CIF<br>(US \$) | Berat<br>(kg) |
| (1)      | (2)   | (3)                  | (4)           | (5)                  | (6)           |
| 69101000 | Ceramic sinks.wash basins.wash basin of porcelain/china   | 13.322               | 15.914        | 13.322               | 15.914        |
| 69111000 | Tablewre&kitchenware of porclain/china  | 11.847               | 20.311        | 11.847               | 20.311        |
| 70052920 | Oth non-wired glass.not colored.not optically worked  | 319.660              | 771.384       | 319.660              | 771.384       |
| 70091000 | Rear-view mirrors for vehicles  | 314                  | 33            | 314                  | 33            |
| 70109010 | Carboys & demijohns   | 35.196               | 60.199        | 60.233               | 104.415       |
| 70139900 | Other glassware of not lead crystal   | 45                   | 43            | 45                   | 43            |
| 70171090 | Laboratory/pharmaceutical glass of fused quartz/oth fusedsilica; other  | 843                  | 100           | 843                  | 100           |
| 70179000 | Laboratry.hygienic/pharmaceutic al glasswre.nor fused quartz/fused silica   | 0                    | 0             | 144                  | 9             |
| 70199090 | Other article of glass fibres   | 6.553                | 751           | 6.553                | 751           |
| 70200019 | Glass moulds for other purposes   | 0                    | 0             | 85                   | 24            |
| 70200090 | Other articles of glass.  | 0                    | 0             | 107                  | 22            |
| 72045000 | Ferrous waste&scrap.remelting scrap ingots  | 56.303               | 200.000       | 56.303               | 200.000       |
| 72069000 | Iron&non-alloy steel in ingots/oth primary formsexcl iron heading 72.03.weight<0.6 %carbon                              | 1.620                | 240           | 1.620                | 240           |
| 72072091 | Semi-finish product iron/non-alloy steel slabs weight>=0.6% carbon  | 0                    | 0             | 32.563               | 33.911        |
| 72081000 | Iron/non-alloy steel in coils. not further worked than hot-rolled.w/patterns relief.width>=600. not clad. plated/coated | 0                    | 0             | 37.627               | 50.659        |
| 72084000 | Iron/non-alloy steel not in coils.until hot-rolled.>=600mmwith patterns in relief                                       | 24.392               | 30.000        | 32.461               | 40.630        |
| 72085100 | Iron/non-alloy steel not in coils.until hot-rolled.>=600mmwith patterns in relief of a thickness > 10 mm                | 25.816               | 32.615        | 28.122               | 35.033        |
| 72085200 | Iron/non-alloy steel not in coils.until hot-rolled.>=600mmwith patterns in relief >=4.75 mm thicknes<10                 | 26.216               | 33.120        | 26.216               | 33.120        |

| HS       | Uraian Komoditi   | Triwulan II/2022     |               | Kumulatif            |               |
|----------|---|----------------------|---------------|----------------------|---------------|
|          |   | Nilai CIF<br>(US \$) | Berat<br>(kg) | Nilai CIF<br>(US \$) | Berat<br>(kg) |
| (1)      | (2)   | (3)                  | (4)           | (5)                  | (6)           |
|          | mm  |                      |               |                      |               |
| 72085300 | Iron/non-alloy steel not in coils.until hot-rolled.>=600mmwith patterns in relief >=3 mm thicknes<4.75 mm             | 16.130               | 4.800         | 64.849               | 19.200        |
| 72092690 | Not in coils. not further worked than cold-rolled >1 thickness <3mm. of width >1.250 mm                               | 0                    | 0             | 2.779                | 836           |
| 72102090 | Iron/non-alloy steel.width>=600 mm.clad.plated/coated lead.incl terne plate.thickness<=1.5mm&weight >0.6 % carbon     | 0                    | 0             | 29.493               | 36.380        |
| 72107019 | No painted.varnished/coated with plastics.containing weight<0.6 % carbon & thickness <=1.5 mm                         | 0                    | 0             | 21.056               | 21.062        |
| 72107099 | No painted.varnished/coated with plastics.containing weight<0.6 % carbon & thickness >1.5 mm                          | 0                    | 0             | 1.237                | 3.400         |
| 72109090 | No painted.varnished/coated with plastics.containing weight<0.6 % carbon & thickness >1.5 mm                          | 0                    | 0             | 6.528                | 264           |
| 72141019 | Bars&rods iron/non-alloy steel. hot-rolled.twisted after rolling. forged&weight<0.6%.not circular cross-section       | 0                    | 0             | 857                  | 1.020         |
| 72141029 | Bars&rods iron/non-alloy steel. hot-rolled.twisted after rolling. forged&weight>0.6%.not circular cross-section       | 27.864               | 34.694        | 27.864               | 34.694        |
| 72142069 | Containing indentations.ribs.grooves.twisted after rolling.weight>0.6%carbon.not cross-section.not used rebars        | 689                  | 500           | 689                  | 500           |
| 72162190 | Angles.shapes&sect iron/non-alloy steel.L sect.not furtherwork than hot-rolled/extrude.height<80 mm.weight>0.6%carbon | 17.572               | 22.200        | 17.572               | 22.200        |
| 72163110 | Angles.shapes&sect iron/non-alloy steel.U sect.not further work than hot-roll/extrude.height<80                       | 0                    | 0             | 3.360                | 4.030         |

| HS              | Uraian Komoditi   | Triwulan II/2022     |               | Kumulatif            |               |
|-----------------|---|----------------------|---------------|----------------------|---------------|
|                 |   | Nilai CIF<br>(US \$) | Berat<br>(kg) | Nilai CIF<br>(US \$) | Berat<br>(kg) |
| (1)             | (2)   | (3)                  | (4)           | (5)                  | (6)           |
|                 | mm.weight>=0.6%carbon   |                      |               |                      |               |
| <b>72163190</b> | Angles.shapes&sect iron/non-alloy steel.U sect.not further work than hot-roll/extrude.height<80 mm.weight<=0.6%carbon   | 20.766               | 26.400        | 20.766               | 26.400        |
| <b>72163210</b> | Angles.shapes&sect iron/non-alloy steel.I sect.not furtherwork than hot-roll/extrude.thickness<=5mm                     | 0                    | 0             | 7.602                | 8.947         |
| <b>72163290</b> | Angles.shapes&sect iron/non-alloy steel.I sect.not furtherwork than hot-roll/extrude.thickness>=5mm                     | 8.033                | 9.900         | 8.033                | 9.900         |
| <b>72163319</b> | Angles.shapes&sect iron/non-alloy steel.H sect.not furtherwork than hot-roll/extrude.carbon<0.6%.thickn ess flange>=web | 11.446               | 13.500        | 11.446               | 13.500        |
| <b>72164010</b> | Angle.shape&sect iron/non-alloy steel.L/T sect.not furtherwork than hot-roll/extrude.height>=80mm&wei ght>=0.6%carbon   | 0                    | 0             | 15.917               | 18.170        |
| <b>72165019</b> | Angle.shape&sect iron/non-alloy steel.not further work thanhot-roll/extrude.height<80mm&weig ht<=0.6%carbon             | 27.531               | 31.310        | 27.531               | 31.310        |
| <b>72172099</b> | Wire iron/non-alloy steel.steel core wire kind use forsteel unreinforced aluminium conductor weight<=0.45%carbon        | 24.468               | 11.792        | 78.555               | 39.738        |
| <b>72179090</b> | Oth than wire iron/non-alloy steel.weight>0.25%carbon   | 0                    | 0             | 1.776                | 1.812         |
| <b>72193300</b> | Flat-rolled product stainless steel.width>=600mm.unfurtherw ork than cold-rolled.1mm>=thickness<3mm                     | 13.935               | 3.541         | 13.935               | 3.541         |
| <b>72222010</b> | Bar&rod.stainless steel.angle.shape&sect unfurther workcolf roll.circular cross section                                 | 77.743               | 25.608        | 161.188              | 50.729        |
| <b>72230090</b> | Wire of stainless steel.cross-section<=3mm  | 2.185                | 195           | 2.185                | 195           |
| <b>73021000</b> | Rails for railway/tramway track construction material ofiron/steel  | 28.126               | 29.850        | 28.126               | 29.850        |

| HS       | Uraian Komoditi   | Triwulan II/2022     |               | Kumulatif            |               |
|----------|---|----------------------|---------------|----------------------|---------------|
|          |   | Nilai CIF<br>(US \$) | Berat<br>(kg) | Nilai CIF<br>(US \$) | Berat<br>(kg) |
| (1)      | (2)   | (3)                  | (4)           | (5)                  | (6)           |
| 73024000 | Fish-plates and sole plates for railway/tramway track construction material of iron/steel                               | 2.972                | 202           | 2.972                | 202           |
| 73030019 | Tubes and pipes with hub. of cast iron  | 0                    | 0             | 19.974               | 21.830        |
| 73030099 | Hollow profiles. of cast iron with external diameter exceeding 100 mm   | 0                    | 0             | 5.109                | 4.531         |
| 73041100 | Line pipe used for oil/gas pipelines of stainless steel   | 37.372               | 7.796         | 37.372               | 7.796         |
| 73041900 | Line pipe used for oil/gas pipelines oth of stainless steel   | 807                  | 674           | 1.209                | 771           |
| 73043190 | Circular cross-section.iron/non-alloy steel.diameter>=140mm & carbon weight >=0.45%. cold-drawn/rolled (cold reduced)   | 0                    | 0             | 3.401                | 3.830         |
| 73049090 | Oth tubes/pipes/hollow profiles.seamless steel. diameter >= 140 mm & carbon weight >= 0.45%                             | 0                    | 0             | 475                  | 97            |
| 73053990 | Oth Stainless steel pipes & tubes high-pressure pipe capable of withstanding a pressure of not less than 42.000 psi     | 58.403               | 69.700        | 58.403               | 69.700        |
| 73063019 | Oth boiler tubes : with an extn diameter < 12.5 mm+B1306  | 0                    | 0             | 22.978               | 26.590        |
| 73063029 | Oth copper-plated.fluororesin-coated/zinc-chromated steel tube with an extn diamtr<=15 mm:with an extn diamtr < 12.5 mm | 40.902               | 44.790        | 40.902               | 44.790        |
| 73063091 | Pipe to heater pipe for elemnt elect flat.extn dia<=12mm.w/intern dia>=12.5mm.extn dia<140mm&contain weight<0.45%       | 16.287               | 3.315         | 16.287               | 3.315         |
| 73064019 | Welded of circular cross-sect.stainless steel.boiler tubestubes with an extn diameter > 12.5 mm                         | 92                   | 19            | 18.772               | 4.890         |
| 73064090 | Oth Boiler tubes.stainless steel pipe&tube.w/extrnl diamtr>105mm.contain weight 30% nickel.w/extrnl dia>=10mm           | 43.115               | 9.550         | 43.115               | 9.550         |

| HS       | Uraian Komoditi   | Triwulan II/2022     |               | Kumulatif            |               |
|----------|---|----------------------|---------------|----------------------|---------------|
|          |   | Nilai CIF<br>(US \$) | Berat<br>(kg) | Nilai CIF<br>(US \$) | Berat<br>(kg) |
| (1)      | (2)   | (3)                  | (4)           | (5)                  | (6)           |
| 73065019 | Welded of circular cross-sect.oth alloy steel.boiler tubestubes with an extrn diameter > 12.5 mm      | 0                    | 0             | 19.720               | 25.000        |
| 73066190 | Hollow profiles of iron/steel.welded with an externaldiagonal >=12.5 mm                               | 24.906               | 25.800        | 41.140               | 42.340        |
| 73071190 | Other hubless tube or pipe fittingshubless tube or pipe fittings                                      | 131                  | 210           | 131                  | 210           |
| 73071900 | Other cast fittings of non-malleable cast iron  | 0                    | 0             | 5.871                | 6.358         |
| 73072190 | Other flanges. having an internal diameter of < 15 cm   | 6.570                | 1.052         | 14.054               | 2.071         |
| 73072290 | Other threaded elbows. bends and sleeves. having an internal diameter of less than 15 cm              | 323                  | 30            | 323                  | 30            |
| 73072990 | Oth stainless steel oth than flanges.buttwelding.threaded elbow.bend & sleeve of iron/steel>=15cm     | 2.858                | 581           | 17.862               | 2.787         |
| 73079110 | Oth tube or pipe fittings flanges.internal diameter<15cm  | 165                  | 20            | 165                  | 20            |
| 73079290 | Oth tube/pipe fittings threaded elbows.bends&sleeves.internal diameter>=15cm                          | 0                    | 0             | 2.005                | 857           |
| 73079990 | Oth tube/pipe fittings.not butt welding fittings/flanges/elbows.bends.sle eve internal diameter>=15cm | 1.871                | 373           | 6.248                | 1.224         |
| 73089020 | Other prefabricated modular type joinedby shear connectors  | 55.067               | 45.398        | 55.067               | 45.398        |
| 73089099 | Other guardrails of iron or steel   | 3.067                | 3.000         | 48.455               | 44.679        |
| 73090091 | Other lined or heat-insulated   | 853                  | 90            | 853                  | 90            |
| 73090099 | Other not lined or heat-insulated   | 1.829                | 215           | 21.449               | 4.971         |
| 73102110 | Cans which are to be closed by soldering or crimping.of capacity <1L                                  | 0                    | 0             | 171.748              | 25.501        |
| 73102199 | Other cans which are to be closed by soldering or crimping >1L & <50L                                 | 97.168               | 13.109        | 97.168               | 13.109        |
| 73110029 | Oth containers for compressed/liquefied gas seamless steel cylinders. capacity>30L                    | 0                    | 0             | 30.848               | 13.078        |
| 73110099 | Other Containers for compressed or liquefied gas. of iron or steel                                    | 67.656               | 10.265        | 67.656               | 10.265        |

| HS       | Uraian Komoditi  | Triwulan II/2022     |               | Kumulatif            |               |
|----------|--|----------------------|---------------|----------------------|---------------|
|          |  | Nilai CIF<br>(US \$) | Berat<br>(kg) | Nilai CIF<br>(US \$) | Berat<br>(kg) |
| (1)      | (2)  | (3)                  | (4)           | (5)                  | (6)           |
|          | with capacity > 110L   |                      |               |                      |               |
| 73121020 | Stranded wire. rope&cables by plated or coated with brass & of a diameter <=3mm  | 20.422               | 2.485         | 29.176               | 6.808         |
| 73121099 | Other stranded wire. rope and cables not prestressed concrete strand wire  | 0                    | 0             | 170                  | 23            |
| 73141400 | Other woven cloth. of stainless steel  | 12.022               | 2.450         | 13.818               | 2.503         |
| 73141990 | Other endless bands for machinery oth than of not stainless steel  | 654                  | 456           | 12.624               | 5.569         |
| 73145000 | Expanded metal   | 3.465                | 100           | 4.962                | 220           |
| 73158910 | Other chain for bicycles or motorcycle chain   | 18.341               | 2.689         | 18.341               | 2.689         |
| 73160000 | Anchors. grapnels and parts thereof. of iron or steel.   | 0                    | 0             | 50.303               | 827           |
| 73181290 | Other threaded articles other wood screws  | 1.399                | 99            | 1.399                | 99            |
| 73181490 | Other Self-tapping screw   | 581                  | 67            | 2.276                | 475           |
| 73181590 | Other screws and bolts. whether or not with their nuts or washers. having a shank of an external diameter > 16 mm        | 18.018               | 2.081         | 34.268               | 4.615         |
| 73181990 | Other treaded articles having a shank of an external diameter > 16 mm  | 35.035               | 2.371         | 47.228               | 2.911         |
| 73182400 | Cotters and cotter-pin   | 746                  | 175           | 746                  | 175           |
| 73182990 | Other non articles. having a shank of an external diameter > 16 mm   | 2.864                | 242           | 68.506               | 26.293        |
| 73202019 | Helical spring. suitable for use on motor vehicle/machinery of head 84.29/84.30 not for motor vhcl/earth-moving machine  | 0                    | 0             | 1.604                | 148           |
| 73202090 | Other helical spring. suitable for use on motor vhcl/machine of head 84.29/84.30 not for motor vhcl/earth-moving machine | 2.382                | 128           | 2.382                | 128           |
| 73209090 | Other suitable not for use on motor vehicles   | 480                  | 55            | 480                  | 55            |
| 73251090 | Oth cast articl iron/steel. no malleable cast iron. unmanholecover. gratings&frame therefor/spout&cup for latex collect  | 4.114                | 105           | 11.114               | 6.535         |

| HS       | Uraian Komoditi   | Triwulan II/2022     |               | Kumulatif            |               |
|----------|---|----------------------|---------------|----------------------|---------------|
|          |   | Nilai CIF<br>(US \$) | Berat<br>(kg) | Nilai CIF<br>(US \$) | Berat<br>(kg) |
| (1)      | (2)   | (3)                  | (4)           | (5)                  | (6)           |
| 73259990 | Other manhole covers. gratings and frames there for not of non-malleable cast iron                      | 0                    | 0             | 1.446.743            | 1.379.066     |
| 73261900 | Other Grinding balls and similar articles for mills.forgedor stamped.but not further worked             | 1.479                | 79            | 1.479                | 79            |
| 73262090 | Articles of iron or steel wire not poultry cages & the likeor rat traps                                 | 0                    | 0             | 674                  | 11            |
| 73269030 | Stainless steel clamp assemblies with rubber sleeves used for hubless cast iron pipes and pipe fittings | 0                    | 0             | 411                  | 84            |
| 73269099 | Cigarette cases and boxes.not of iron or steel  | 53                   | 6             | 240.876              | 252.391       |
| 74031200 | Refined copper for wire-bars  | 30                   | 18            | 30                   | 18            |
| 74071030 | Profiles of refined cooper  | 0                    | 0             | 6.631                | 2.833         |
| 74091900 | Other copper plates. sheets and strip. of a thickness > 0.15 mm of refined cooper                       | 29.830               | 2.469         | 29.830               | 2.469         |
| 74099000 | Other copper plates. sheets and strip. of a thickness >0.15 mm of copper alloys                         | 19.800               | 1.335         | 19.800               | 1.335         |
| 74111000 | Copper tubes & pipes of refined copper  | 8.666                | 4.271         | 8.666                | 4.271         |
| 74112900 | Other copper tubes and pipes  | 35.751               | 14.532        | 125.756              | 50.390        |
| 74122099 | Other of of cooper alloys.copper tube or pipe fittings not of copper-zinc base alloys (brass)           | 560                  | 297           | 3.520                | 1.097         |
| 74151090 | Drawing pins and similar articles of cooper   | 182                  | 13            | 182                  | 13            |
| 74153320 | Bolts and nuts. other threaded articles   | 0                    | 0             | 2.920                | 1.093         |
| 74153900 | Other threaded articles. not screws. bolts and nuts :   | 6                    | 1             | 6                    | 1             |
| 74182000 | Sanitary ware and parts thereof   | 13                   | 1             | 13                   | 1             |
| 74199190 | Other cast. moulded.stamped / forged but not further worked   | 0                    | 0             | 7.271                | 1.020         |
| 74199999 | Other articles of non copper  | 0                    | 0             | 2.436                | 551           |
| 76012000 | Aluminium alloys.unwrought aluminium  | 145.873              | 112.210       | 294.554              | 224.000       |
| 76061190 | Oth aluminium plates. sheets & strip ofplain/figured by rolling of thickness > 0.2 mm                   | 160.707              | 154.650       | 284.993              | 273.274       |
| 76061220 | Aluminium plates. not sensitised.   | 2.982                | 20            | 84.078               | 17.404        |

| HS       | Uraian Komoditi   | Triwulan II/2022     |               | Kumulatif            |               |
|----------|---|----------------------|---------------|----------------------|---------------|
|          |   | Nilai CIF<br>(US \$) | Berat<br>(kg) | Nilai CIF<br>(US \$) | Berat<br>(kg) |
| (1)      | (2)   | (3)                  | (4)           | (5)                  | (6)           |
|          | of a kind used in the printing industry   |                      |               |                      |               |
| 76061239 | Oth plain/figured by rolling/pressing but not surface treated of non aluminium alloys | 6.200                | 27.460        | 6.200                | 27.460        |
| 76061290 | Oth non aluminium alloys plain/figured by rolling/pressing but not surface treated    | 163.265              | 98.762        | 997.555              | 508.312       |
| 76101010 | Aluminium structure for doors & their frames and thresholdsfor doors                  | 5.139                | 6.399         | 36.877               | 29.123        |
| 76101090 | Aluminium structure for windows & their frames & thresholdsfor doors                  | 0                    | 0             | 16.666               | 3.505         |
| 76109099 | Oth aluminium structure not for bridges & bridge-sections;towers or lattice masts     | 1.383                | 617           | 15.302               | 17.977        |
| 76129090 | Other aluminium casks. drums. cans. boxes &containersfor any material                 | 0                    | 0             | 15.000               | 1.885         |
| 76151090 | Tableware.kitchenware or Other household articles and parts thereof of aluminium      | 0                    | 0             | 6.429                | 10.920        |
| 76169990 | Other articles of aluminium   | 0                    | 0             | 37.677               | 6.188         |
| 79070099 | Other articles undefined of zinc  | 30.632               | 19.880        | 30.632               | 19.880        |
| 81041100 | Unwrought magnesium contain>= 99.8 % by weight of magnesium                           | 6.930                | 3.000         | 6.930                | 3.000         |
| 82015000 | Secateurs and similar one-handed pruners and shears(including poultry shears)         | 0                    | 0             | 567                  | 191           |
| 82021000 | Hand saws   | 0                    | 0             | 874                  | 272           |
| 82023100 | Circular saw blades with working part of steel  | 0                    | 0             | 628                  | 212           |
| 82023900 | Other circular saw blades including parts   | 0                    | 0             | 23.329               | 6.085         |
| 82029100 | Straight saw blades. for working metal  | 216                  | 38            | 688                  | 78            |
| 82029990 | Saw blades parts  | 3.060                | 1.157         | 3.060                | 1.157         |
| 82031000 | Files. rasps and similar tools  | 0                    | 0             | 8.391                | 1.547         |
| 82032000 | Pliers (including cutting pliers).pincers. tweezers andsimilar tools                  | 2.700                | 1.021         | 29.991               | 9.060         |
| 82033000 | Metal cutting shears and similar tools  | 0                    | 0             | 394                  | 133           |



| HS       | Uraian Komoditi  | Triwulan II/2022     |               | Kumulatif            |               |
|----------|--|----------------------|---------------|----------------------|---------------|
|          |  | Nilai CIF<br>(US \$) | Berat<br>(kg) | Nilai CIF<br>(US \$) | Berat<br>(kg) |
| (1)      | (2)  | (3)                  | (4)           | (5)                  | (6)           |
| 82034000 | Pipe-cutters. bolt croppers. perforating punches. & similar tools  | 23                   | 2             | 466                  | 288           |
| 82041100 | Hand operated spanners and wrenches non adjustable   | 409                  | 81            | 36.068               | 8.547         |
| 82041200 | Hand operated spanners and wrenchesa djustable   | 78                   | 14            | 7.201                | 1.612         |
| 82042000 | Interchangeable spanner sockets. with or without handles   | 1.780                | 658           | 23.559               | 6.980         |
| 82051000 | Drilling. threading or tapping tools. hand operated  | 1.059                | 189           | 1.059                | 189           |
| 82052000 | Hammers and sledge hammers   | 4.888                | 2.755         | 7.108                | 3.362         |
| 82054000 | Screwdrivers   | 12                   | 2             | 244                  | 54            |
| 82055100 | Other hand tools for household tools (exluding glaziers' diamonds). other than parts of machine          | 0                    | 0             | 457                  | 103           |
| 82055900 | Glaziers' diamonds   | 15.300               | 5.913         | 44.741               | 16.388        |
| 82057000 | Vices. clamps and the like   | 776                  | 109           | 776                  | 109           |
| 82059000 | Other hand tools.including sets of articles of twoor more of this heading                                | 0                    | 0             | 708                  | 208           |
| 82071300 | Rock drilling or earth boring tools. with working part of cermets. Interchangeable tools for hand tools  | 0                    | 0             | 8.438                | 543           |
| 82071900 | Rock drilling/ earth boring tools. without working part of cermets. Interchangeable tools for hand tools | 38                   | 2             | 38                   | 2             |
| 82072000 | Dies for drawing or extruding metal. Interchangeable tools for hand tools                                | 450                  | 803           | 1.130                | 1.597         |
| 82075000 | Tools for drilling. other than for rock drilling. Interchangeable tools for hand tools                   | 41                   | 3             | 33.207               | 9.241         |
| 82079000 | Screw driving. interchangeable tools   | 5.568                | 1.829         | 9.714                | 2.535         |
| 82081000 | Knives and cutting blades for metal working for machineor mechanical appliance                           | 346                  | 17            | 437                  | 25            |
| 82084000 | Knives & cutting blades for agricultural.horticultural or forestry machines                              | 0                    | 0             | 27.663               | 3.536         |
| 82089000 | Other knives and cutting blades for mechanical appliances or   | 14.137               | 1.822         | 23.960               | 3.672         |

| HS       | Uraian Komoditi   | Triwulan II/2022     |               | Kumulatif            |               |
|----------|---|----------------------|---------------|----------------------|---------------|
|          |   | Nilai CIF<br>(US \$) | Berat<br>(kg) | Nilai CIF<br>(US \$) | Berat<br>(kg) |
| (1)      | (2)   | (3)                  | (4)           | (5)                  | (6)           |
|          | machine   |                      |               |                      |               |
| 82119100 | Table knives having fixed blades.serrated or not.oth than knives of heading 82.08                                     | 40                   | 24            | 40                   | 24            |
| 82119299 | Flick knives/ spring knives; hunting knives. diving knives and scouts' knives; penknives. with blades<15 cm length    | 40                   | 24            | 40                   | 24            |
| 82119390 | Knives having other than fixed blades for household   | 0                    | 0             | 1.010                | 341           |
| 82119410 | Blades For knives of a kind used for agriculture.horticulture or forestry   | 10                   | 6             | 10                   | 6             |
| 82119490 | Blades For knives of a kind use for household   | 0                    | 0             | 480                  | 162           |
| 83011000 | Padlocks (key. combination/ electrically operated). of base metal   | 156                  | 27            | 6.673                | 1.095         |
| 83012000 | Locks of a kind used for motorvechiles  | 313                  | 36            | 313                  | 36            |
| 83016000 | Parts of padlocks and locks of base metal   | 0                    | 0             | 33                   | 3             |
| 83022090 | Castors with mounting of base metal. a diameter< 100 mm (including tyres)   | 0                    | 0             | 3.848                | 1.644         |
| 83023090 | mountings.fittings and similar articles suitable for motor vehicles of base metal                                     | 10                   | 2             | 10                   | 2             |
| 83024139 | Bolts; hooksand eyes; staplesof base metal. a kind suitable for building  | 3.992                | 147           | 19.022               | 400           |
| 83024190 | Other mounting. fittings. and similar article of base metal.a kind suitable for building                              | 0                    | 0             | 6.075                | 175           |
| 83071000 | Flexible tubing of base metal. with or without fittings of iron or steel  | 3.595                | 801           | 10.006               | 988           |
| 83081000 | Hooks.eyes.eyelets of base metal used for clothing/clothingacc. footwear. jewellery. watches. books. awnings. leather | 2.644                | 148           | 2.797                | 173           |
| 83099070 | Other caps for cans of base metal   | 20.620               | 2.780         | 54.532               | 7.920         |
| 83099089 | Bungs for metal drums; bung covers; seals; case corner protectors of aluminium  | 0                    | 0             | 1.773                | 205           |
| 83099099 | Other packing accessorie of base  | 1.658                | 304           | 1.658                | 304           |

| HS       | Uraian Komoditi  | Triwulan II/2022     |               | Kumulatif            |               |
|----------|--|----------------------|---------------|----------------------|---------------|
|          |  | Nilai CIF<br>(US \$) | Berat<br>(kg) | Nilai CIF<br>(US \$) | Berat<br>(kg) |
| (1)      | (2)  | (3)                  | (4)           | (5)                  | (6)           |
|          | metal  |                      |               |                      |               |
| 83111090 | Coated electrodes of base metal. for electric arc-welding in a forms oth than rolls                                    | 34.878               | 14.622        | 65.596               | 33.562        |
| 83112029 | Cored wire of alloy steel. by weight. contain>=4.5 % carbonand >=20 % chrom.for electric arc-welding. in rods          | 0                    | 0             | 7.875                | 8.000         |
| 83112090 | Cored wire made of base metal other than alloy steel . for electric arc-welding  | 33.467               | 25.100        | 33.467               | 25.100        |
| 83113099 | Coated rods and cored wire. of base metal. for soldering. brazing or welding by flame in rods                          | 0                    | 0             | 1.584                | 500           |
| 83119000 | Wire and rods. of agglomerated base metal powder. used for metal spraying  | 65.366               | 44.520        | 91.748               | 54.520        |
| 84021919 | Boilers.includ hybrid boiler. steam production<=15 ton/hourelectrically operated. other than central heating hot water | 53.819               | 10.000        | 53.819               | 10.000        |
| 84029010 | Boiler bodies. shells or casings. parts for Steam or other vapour generating boilers                                   | 12.592               | 2.946         | 12.592               | 2.946         |
| 84029090 | Parts for Steam/other vapour generating boilers.oth than boiler bodies. shells or casings                              | 19.151               | 3.284         | 22.780               | 3.797         |
| 84041019 | Economisers.super-heaters.gas recoverers (Auxiliary plant)for use with boilers of heading 84.02                        | 33.100               | 7.745         | 33.692               | 7.866         |
| 84069000 | Part steam and other vapour turbines   | 0                    | 0             | 7.262                | 625           |
| 84089059 | Other Diesel or semi-diesel enginesOf a power exceeding 100 kW   | 0                    | 0             | 9.331                | 2.888         |
| 84089099 | Other Diesel or semi-diesel engines. a power<100 kW  | 0                    | 0             | 8.907                | 1.822         |
| 84099119 | Other parts undefinied of gasoline engine for heading 84.29 or 84.30   | 0                    | 0             | 150                  | 14            |
| 84099911 | Carburettors&parts thereof.for diesel engines of heading 84.29 or 84.30 ( example;buldozer.pile-driver.excavator)      | 73                   | 8             | 73                   | 8             |
| 84099919 | Other parts undefinied for diesel  | 5.950                | 704           | 5.950                | 704           |

| HS       | Uraian Komoditi   | Triwulan II/2022     |               | Kumulatif            |               |
|----------|---|----------------------|---------------|----------------------|---------------|
|          |   | Nilai CIF<br>(US \$) | Berat<br>(kg) | Nilai CIF<br>(US \$) | Berat<br>(kg) |
| (1)      | (2)   | (3)                  | (4)           | (5)                  | (6)           |
|          | engines of machinery heading 84.29/ 84.30 (exam;buldozer.pile-driver.excavator)                                       |                      |               |                      |               |
| 84099955 | Piston with external diameter>155 mm for marine propulsionengine of a power <= 22.38 kW                               | 0                    | 0             | 2.937                | 909           |
| 84101200 | Hydraulic turbines & water wheels of 1.000 KW < a power<= 10.000 kW   | 1.536.141            | 84.808        | 1.536.141            | 84.808        |
| 84109000 | Parts of hydraulic turbines. water wheels. and regulators   | 90.382               | 10.607        | 90.382               | 10.607        |
| 84119900 | Part of other gas turbines  | 462                  | 31            | 462                  | 31            |
| 84122100 | Hydraulic power engine&motor with linear acting (cylinder)  | 45.308               | 14.753        | 90.908               | 28.976        |
| 84122900 | Hydraulic power engine&motor with non-linear acting(not cylinder)   | 0                    | 0             | 41.999               | 1.924         |
| 84123100 | Pneumatic power engine&motor with linear acting (cylinder)  | 231                  | 16            | 1.218                | 107           |
| 84129090 | Part of hydraulic & pneumatic power engine and motor  | 0                    | 0             | 6.500                | 2.027         |
| 84131100 | Pump for dispensing fuel/lubricant. used in filling-stationor in garages  | 1.185                | 188           | 1.185                | 188           |
| 84131910 | Pump fitted with measuring device.electrically operated.excl for dispensing fuel/lubricant in filling-station/garage  | 12.870               | 159           | 14.361               | 283           |
| 84132090 | Hand pumps. other than water pump and breast pump   | 351                  | 37            | 351                  | 37            |
| 84133040 | Water pumps used for engine of motor vehicle designed for transport persons (incl station wagon& racing car) or goods | 3.197                | 339           | 3.197                | 339           |
| 84134000 | Concrete pumps  | 4.462                | 397           | 4.462                | 397           |
| 84135090 | Other reciprocating positive displacement pumps (ex: waterpump) with flow rate > 13.000 m3/h                          | 9.087                | 1.246         | 17.074               | 2.040         |
| 84136090 | Other rotary positive displacement pumps (ex: water pump)with flow rate > 13.000 m3/h                                 | 6.844                | 1.115         | 8.767                | 1.353         |
| 84137019 | Single stage water pump for belt  | 61.326               | 5.051         | 62.990               | 5.145         |

| HS              | Uraian Komoditi   | Triwulan II/2022     |               | Kumulatif            |               |
|-----------------|---|----------------------|---------------|----------------------|---------------|
|                 |   | Nilai CIF<br>(US \$) | Berat<br>(kg) | Nilai CIF<br>(US \$) | Berat<br>(kg) |
| (1)             | (2)   | (3)                  | (4)           | (5)                  | (6)           |
|                 | drive/direct coupling withinlet diameter > 200 mm. centrifugal type   |                      |               |                      |               |
| <b>84137039</b> | Submersible water pumps with inlet diameter > 200 mm.centrifugal type   | 4.041                | 308           | 4.041                | 308           |
| <b>84137049</b> | Oth water pump with flow rate<= 8.000 m3/h & inlet diameter>200 mm. whether/not electrically operated. centrifugal type | 27.120               | 3.183         | 27.120               | 3.183         |
| <b>84137059</b> | Oth water pump with 8.000 m3/h < flow rate <= 13.000 m3/h& inlet diameter > 200 mm. centrifugal type                    | 39.328               | 1.831         | 39.328               | 1.831         |
| <b>84137099</b> | Other water pumps with flow rate > 13.000 m3/h & inletdiameter > 200 mm. centrifugal type                               | 341.593              | 32.686        | 348.900              | 34.020        |
| <b>84138114</b> | Water pumps with flow rate <= 8.000 m3/h. not electricallyoperated  | 0                    | 0             | 5.361                | 1.212         |
| <b>84138119</b> | Water pumps with flow rate > 13.000 m3/h. whethe/notelectrically operated   | 63.924               | 3.004         | 73.033               | 5.410         |
| <b>84139110</b> | Parts of water pumps  | 24.352               | 2.452         | 28.546               | 3.646         |
| <b>84139130</b> | Parts of single stage water pumps for belt drive or directcoupling with inlet diameter<=/ > 200 mm. centrifugal type    | 35.143               | 3.130         | 35.143               | 3.130         |
| <b>84139140</b> | Parts of submersible water pump & oth water pump with flowrate <= & / > 13.000 m3/h & inlet diameter <= / > 200 mm      | 10.664               | 805           | 16.926               | 1.626         |
| <b>84139190</b> | Part of fuel/lubricating/cooling medium pump.concrete pump.reciprocating/rotary positive displacement water pump        | 175.028              | 10.917        | 200.138              | 14.894        |
| <b>84141000</b> | Vacuum pumps  | 633                  | 103           | 808                  | 138           |
| <b>84143040</b> | Compressors used in refrigerating equip. with refrigerationcapacity > 21.10 kW or displacement revolution >= 220 cc     | 35.882               | 2.439         | 35.882               | 2.439         |

| HS       | Uraian Komoditi  | Triwulan II/2022     |               | Kumulatif            |               |
|----------|--|----------------------|---------------|----------------------|---------------|
|          |  | Nilai CIF<br>(US \$) | Berat<br>(kg) | Nilai CIF<br>(US \$) | Berat<br>(kg) |
| (1)      | (2)  | (3)                  | (4)           | (5)                  | (6)           |
| 84143090 | Compressors used in refrigerating equip. with refrigeration capacity <= 21.10 kW or displacement revolution < 220 cc | 61.142               | 57.984        | 86.726               | 82.236        |
| 84144000 | Air compressors mounted on a wheeled chassis for towing  | 0                    | 0             | 143                  | 45            |
| 84145199 | Floor.wall.window.ceiling/roof fans of an output <= 125 W with un-protective screen                                  | 446                  | 91            | 446                  | 91            |
| 84145920 | Explosion-proof air fans used in underground mining of a capacity <= 125 kW  | 56.733               | 11.261        | 56.733               | 11.261        |
| 84145930 | Blowers of a capacity <= 125 kW  | 11.150               | 1.916         | 54.015               | 11.069        |
| 84145950 | Blowers of a capacity > 125 kW   | 1.680                | 389           | 892.047              | 368.926       |
| 84145991 | Fans excl: table/floor/wall/similar; blower. with capacity > 125 kW & protective screen                              | 1.776                | 210           | 1.776                | 210           |
| 84145992 | Explosion-proof air fans used in underground mining with capacity > 125 kW   | 261                  | 22            | 261                  | 22            |
| 84145999 | Fans excl: table/floor/wall/similar; blower. with capacity > 125 kW & un-protective screen                           | 28.923               | 2.390         | 158.409              | 27.553        |
| 84148019 | Hoods ventilation fitted with filter in horizontal side > 120 cm. other than laminar air flow cabinets               | 2.059                | 218           | 8.530                | 2.364         |
| 84148021 | Hood ventilation not fitted with filter. for industrial use in horizontal side > 120 cm                              | 0                    | 0             | 7.249                | 1.483         |
| 84148041 | Gas compression module for use in oil drilling operations  | 1.213                | 589           | 9.963                | 3.315         |
| 84148049 | Compressor excl for refrigerating equip. air. gas in oil drill operation. automotive AC & sealed unit for AC machine | 577                  | 61            | 201.510              | 16.598        |
| 84148090 | Hoods ventilation with horizontal side > 120 cm  | 494.773              | 75.079        | 494.773              | 75.079        |
| 84149029 | Parts of table. floor. wall. window. ceiling/roof fans & explosion-proof air fans                                    | 151.132              | 30.345        | 159.155              | 30.365        |
| 84149032 | Parts of hoods ventilation fitted/not with filter in horizontal  | 1.696                | 321           | 1.696                | 321           |

| HS              | Uraian Komoditi  | Triwulan II/2022     |               | Kumulatif            |               |
|-----------------|--|----------------------|---------------|----------------------|---------------|
|                 |  | Nilai CIF<br>(US \$) | Berat<br>(kg) | Nilai CIF<br>(US \$) | Berat<br>(kg) |
| (1)             | (2)  | (3)                  | (4)           | (5)                  | (6)           |
|                 | side > 120 cm  |                      |               |                      |               |
| <b>84149041</b> | Parts of vacuum pumps for electrically operated machines   | 1.317                | 90            | 1.317                | 90            |
| <b>84149090</b> | Parts of air compressors mounted on wheeled chassis for towing for not electrically operated machines                  | 16.501               | 2.874         | 16.501               | 2.874         |
| <b>84151010</b> | AC machines of cooling capacity <= 26.38kW fixed to window.wall. ceiling/floor. self-contained/split-system            | 0                    | 0             | 38.770               | 9.253         |
| <b>84151020</b> | AC machines of cooling capacity <= 26.38kW fixed to window.wall. ceiling/floor. self-contained/split-system            | 211.662              | 29.126        | 211.662              | 29.126        |
| <b>84158391</b> | AC mach of cooling capacity <= 26.38 kW. not incorporatingrefrigerating unit. used in marine                           | 0                    | 0             | 39.322               | 2.512         |
| <b>84158399</b> | AC mach of cooling capacity > 26.38 kW. not incorporatingrefrigerating unit. used in marine                            | 74.835               | 5.040         | 74.835               | 5.040         |
| <b>84159019</b> | Part of machine used in marine with a cooling capacity <= 21.10 kW   | 270                  | 36            | 270                  | 36            |
| <b>84159025</b> | Part of machine used in other vehicle with air flow rate> 67.96 m3/min & 21.10 kW < cooling capacity <= 26.38 kW       | 0                    | 0             | 805                  | 522           |
| <b>84159049</b> | Part of machine used in other vehicle with air flow rate<= 67.96 m3/min & cooling capacity > 52.75 kW                  | 1.810                | 192           | 24.140               | 2.113         |
| <b>84161000</b> | Furnace burners for liquid fuel  | 50.820               | 3.455         | 50.820               | 3.455         |
| <b>84162000</b> | Furnace burners for pulverised fuel or gas. includingcombination burners   | 73.921               | 17.800        | 73.921               | 17.800        |
| <b>84169000</b> | Part of furnace burner for liquid fuel/pulverised fuel/gas.mechanic stoker incl grate. mechanic ash discharge& similar | 13.177               | 1.293         | 96.773               | 30.440        |
| <b>84171000</b> | Furnace & oven for the roasting. melting or other heat-treatment of ores. pyrites/metals                               | 1.850                | 2.785         | 5.350                | 8.033         |

| HS       | Uraian Komoditi  | Triwulan II/2022     |               | Kumulatif            |               |
|----------|--|----------------------|---------------|----------------------|---------------|
|          |  | Nilai CIF<br>(US \$) | Berat<br>(kg) | Nilai CIF<br>(US \$) | Berat<br>(kg) |
| (1)      | (2)  | (3)                  | (4)           | (5)                  | (6)           |
| 84178000 | Furnace & oven including incinerators for laboratory. non-electric   | 0                    | 0             | 3.956                | 788           |
| 84178090 | Furnace & oven including incinerators for laboratory. non-electric   | 4.019.025            | 1.432.572     | 4.019.025            | 1.432.572     |
| 84179000 | Part of industrial or laboratory furnace and oven. includeincinerator. non-electric                                    | 3.733.149            | 287.371       | 3.860.206            | 403.044       |
| 84183090 | Freezers of 200 l < capacity <= 800 l. the chest type  | 15.072               | 4.878         | 15.072               | 4.878         |
| 84186949 | Water chillers with refrigeration capacity > 21.10 kW. notfor air conditioning machines                                | 0                    | 0             | 45.000               | 5.655         |
| 84186990 | Refrigerating/freezing equipment. oth than beverage cooler.water chiller for AC or not & scale ice-maker unit          | 358.000              | 53.440        | 714.486              | 103.058       |
| 84189910 | Parts of evaporators or condensers   | 0                    | 0             | 21.000               | 8.032         |
| 84189990 | Parts of refrigerator. freezer & oth refrigerating/freezingequipment. electric or other; heat pump not for AC machines | 9.588                | 4.112         | 22.722               | 11.151        |
| 84191190 | Instantaneous gas water heater not for household type. non-electric  | 0                    | 0             | 362                  | 74            |
| 84193310 | Dryers for wood. paper pulp. paper/paperboard. notelectrically operated  | 19.500               | 2.771         | 19.500               | 2.771         |
| 84193919 | Dryer. oth than for agricultural product. wood. paper pulp.paper/paperboard. electrically operated                     | 0                    | 0             | 2.204                | 320           |
| 84193990 | Dryer. oth than for agricultural product. wood. paper pulp.paper/paperboard. not electrically operated                 | 1.649.261            | 565.221       | 1.649.261            | 565.221       |
| 84195010 | Cooling towers   | 0                    | 0             | 89.131               | 12.844        |
| 84195091 | Heat exchange units. other than cooling tower. electricallyoperated  | 89.599               | 15.694        | 89.599               | 15.694        |
| 84195092 | Heat exchange units. other than cooling tower. notnot electrically operated  | 13.806               | 2.254         | 13.806               | 2.254         |



| HS       | Uraian Komoditi  | Triwulan II/2022     |               | Kumulatif            |               |
|----------|--|----------------------|---------------|----------------------|---------------|
|          |  | Nilai CIF<br>(US \$) | Berat<br>(kg) | Nilai CIF<br>(US \$) | Berat<br>(kg) |
| (1)      | (2)  | (3)                  | (4)           | (5)                  | (6)           |
| 84196000 | Heat exchange units. other than cooling tower. not electrically operated   | 215.833              | 22.891        | 215.833              | 22.891        |
| 84196010 | Machinery for liquefying air/oth gas. electrically operated  | 0                    | 0             | 27.241               | 4.737         |
| 84198913 | Machinery for processing material by heating. for the manufacture of PCB/PWB/PCA. electrically operated                  | 0                    | 0             | 5.933                | 1.182         |
| 84198919 | Machinery. plant & equipment. oth than for making hot drink/cooking/heating food. electrically operated                  | 0                    | 0             | 23.273               | 4.566         |
| 84198920 | Machinery. plant & equipment. oth than for making hot drink/cooking/heating food. not electrically operated              | 0                    | 0             | 43.500               | 1.475         |
| 84199013 | Parts of casings for cooling towers. electrically operated   | 5.953                | 2.000         | 5.953                | 2.000         |
| 84199019 | Parts of mach plant/laboratory for cooking/roasting/drying/steaming/similar excl for domestic. electrically operated     | 24.064               | 3.565         | 24.201               | 3.592         |
| 84199029 | Parts of mach plant/laboratory for cooking/roasting/drying/steaming/similar excl for domestic. non-electrically operated | 7.599                | 1.266         | 7.599                | 1.266         |
| 84201090 | Calendering/rolling mach. oth than for dry film/liquid photoresist/similar on PCB/PWB; ironing mach/wringer for domestic | 0                    | 0             | 520                  | 780           |
| 84211990 | Centrifuges machinery oth than used for sugar manufacture  | 903                  | 107           | 2.108                | 240           |
| 84212122 | Filtering or purifying machinery and apparatus for water of a capacity > 500 l/h. electrically operated                  | 0                    | 0             | 74.165               | 11.795        |
| 84212290 | Filtering or purifying beverage other than water machinery of a capacity > 500 l/h. not electrically operated            | 280                  | 17            | 280                  | 17            |
| 84212311 | Oil filters of internal combustion engines for machinery of heading  | 2.408                | 255           | 24.405               | 3.995         |

| HS              | Uraian Komoditi   | Triwulan II/2022     |               | Kumulatif            |               |
|-----------------|---|----------------------|---------------|----------------------|---------------|
|                 |   | Nilai CIF<br>(US \$) | Berat<br>(kg) | Nilai CIF<br>(US \$) | Berat<br>(kg) |
| (1)             | (2)   | (3)                  | (4)           | (5)                  | (6)           |
|                 | 84.29 or 84.30  |                      |               |                      |               |
| <b>84212319</b> | Petrol filters of internal combustion engines for machinery of heading 84.29 or 84.30                                   | 146.331              | 6.959         | 156.657              | 8.196         |
| <b>84212399</b> | Petrol filters for internal combustion engine other than of mach of heading 84.29/84.30 and motor vehicle of Chapter 87 | 2.284                | 399           | 2.375                | 400           |
| <b>84212990</b> | Filtering/purifying mach & aparatus. oth than for medical/surgical/laboratory.sugar manufacture&oil drilling operation  | 1.965                | 388           | 17.566               | 2.904         |
| <b>84213120</b> | Intake air filters of internal combustion engines for motorvehicles of Chapter 87                                       | 0                    | 0             | 2.192                | 820           |
| <b>84213190</b> | Intake air filters for internal combustion engines oth thanof mach of heading 84.29/84.30 and motor vhcl of Chapter 87  | 0                    | 0             | 8.955                | 1.841         |
| <b>84213990</b> | Filtering/purifying mach & aparatus for gases   | 1.538.282            | 630.497       | 1.704.719            | 688.970       |
| <b>84219190</b> | Parts of cream separators or centrifuge machinery oth thanused for sugar manufacture                                    | 0                    | 0             | 39.126               | 1.495         |
| <b>84219929</b> | Filtering cartridges of petrol filter of mach of heading84.29 or 84.30 and motor vehicle of chapter 87                  | 0                    | 0             | 41.965               | 11.777        |
| <b>84219991</b> | Parts of filtering/purifying machinery&apparatus for liquidof a kind used for sugar manufacture                         | 56                   | 6             | 56                   | 6             |
| <b>84219999</b> | Part of filtering/purifying mach&aparatus for liquid/gas of8421.21.19-90.8421.29.10.8421.29.30-40.8421.29.90.8421.39.20 | 55.546               | 8.624         | 338.082              | 259.865       |
| <b>84224000</b> | Packing/wrapping mach (including heat-shrink wrapping mach)   | 216.928              | 1.694         | 427.881              | 12.161        |
| <b>84231010</b> | Personal weighing machine. including baby scale; householdscale. electrically operated                                  | 750                  | 278           | 750                  | 278           |

| HS       | Uraian Komoditi  | Triwulan II/2022     |               | Kumulatif            |               |
|----------|--|----------------------|---------------|----------------------|---------------|
|          |  | Nilai CIF<br>(US \$) | Berat<br>(kg) | Nilai CIF<br>(US \$) | Berat<br>(kg) |
| (1)      | (2)  | (3)                  | (4)           | (5)                  | (6)           |
| 84233010 | Constant weight scale machinery of material into a bag or container. including hopper scale. electrically operated         | 177.533              | 111.776       | 183.244              | 112.599       |
| 84238120 | Weighing mach of capacity <= 30kg. not electrically operated. oth than of subhead 8421.10. 8423.20 or 8423.30              | 0                    | 0             | 29.479               | 6.231         |
| 84238219 | Weighing mach of 1.000kg < capacity <= 5.000kg. electrically operated. oth than of subhead 8421.10. 8423.20 or 8423.30     | 0                    | 0             | 1.209                | 134           |
| 84238232 | Weighing mach of 1.000kg < capacity <= 5.000kg. not electrically operated. oth than of subhead 8421.10. 8423.20 or 8423.30 | 112.854              | 5.480         | 112.854              | 5.480         |
| 84238910 | Weighing mach of capacity > 5.000kg. electrically operated. oth than of subhead 8421.10. 8423.20. or 8423.30               | 22.342               | 5.512         | 57.437               | 20.505        |
| 84239021 | Part of weighing machinery. electrically operated. oth than of weighing machine weight                                     | 0                    | 0             | 9.827                | 905           |
| 84239030 | Part of weighing machinery. not electrically operated. oth than of weighing machine weight                                 | 7.504                | 1.836         | 7.504                | 1.836         |
| 84242019 | Spray gun & similar appliance. electrically operated. oth than for agricultural / horticultural                            | 0                    | 0             | 472                  | 104           |
| 84242029 | Spray gun & similar appliance. not electrically operated. other than for agricultural / horticultural                      | 2.310                | 99            | 4.089                | 328           |
| 84243000 | Steam/sand blasting mach & similar jet projecting mach   | 3.485                | 405           | 3.485                | 405           |
| 84248940 | Wet processing equipment; apparatus for the spot application of liquid; apparatus for the application of dry film/similar  | 0                    | 0             | 216                  | 38            |
| 84248950 | Mechanical appliances. electrically operated. oth than for agricultural/horticultural                                      | 304.135              | 34.339        | 305.043              | 34.425        |
| 84249010 | Parts of fire extinguishers  | 0                    | 0             | 65                   | 174           |

| HS       | Uraian Komoditi  | Triwulan II/2022     |               | Kumulatif            |               |
|----------|--|----------------------|---------------|----------------------|---------------|
|          |  | Nilai CIF<br>(US \$) | Berat<br>(kg) | Nilai CIF<br>(US \$) | Berat<br>(kg) |
| (1)      | (2)  | (3)                  | (4)           | (5)                  | (6)           |
| 84249023 | Parts of spray gun&similar appliance.electrically operated.oth than for agricultural / horticultural           | 7.804                | 2.952         | 17.314               | 7.014         |
| 84249099 | Parts of goods of subheading 8424.89.10. 8424.89.20.8424.89.40. 8424.89.50 or 8424.89.90                       | 391                  | 72            | 391                  | 72            |
| 84251100 | Pulley tackle and hoists oth than skip hoist/hoist used forraising vehicle. powered by electric motor          | 5.333                | 396           | 22.146               | 5.117         |
| 84251900 | Pulley tackle and hoists oth than skip hoist/hoist used forraising vehicle. powered oth than by electric motor | 1.107                | 192           | 31.356               | 13.114        |
| 84253100 | Winches; capstans. powered by electric motor   | 6.026                | 499           | 6.670                | 551           |
| 84253900 | Winches; capstans. powered oth than by electric motor  | 118.063              | 8.255         | 118.063              | 8.255         |
| 84254290 | Jacks not used in tipping mechanisms for lorries. hydraulic  | 80                   | 49            | 34.758               | 619           |
| 84254910 | Hoists used for raising vehicles. electrically operated  | 0                    | 0             | 701                  | 78            |
| 84254920 | Hoists used for raising vehicles. not electrically operated  | 0                    | 0             | 690                  | 156           |
| 84261100 | Overhead travelling cranes on fixed support  | 0                    | 0             | 745.185              | 246.030       |
| 84271000 | Self-propelled trucks powered by an electric motor   | 0                    | 0             | 33.511               | 5.504         |
| 84272000 | Self-propelled trucks powered oth than by an electric motor  | 46.165               | 21.061        | 81.851               | 32.207        |
| 84279000 | Fork-lift trucks   | 57.333               | 34.570        | 69.301               | 39.486        |
| 84281031 | Lifts for passengers   | 51.759               | 15.911        | 120.607              | 39.441        |
| 84282090 | Pneumatic elevator & conveyor used oth than for agriculture  | 1.932.387            | 233.576       | 1.973.054            | 250.949       |
| 84283990 | Continuous-action elevator & conveyor. oth than bucket&beltype. other than used for agriculture                | 12.492               | 1.479         | 97.689               | 12.903        |
| 84289030 | Mine wagon pusher. locomotive/wagon traverser. wagon tipper& similar railway wagon handling equipment          | 0                    | 0             | 109.450              | 8.900         |
| 84289090 | Lifting/handling/loading/unloadi ng mach oth than  | 40.452               | 8.213         | 43.073               | 8.511         |

| HS              | Uraian Komoditi  | Triwulan II/2022     |               | Kumulatif            |               |
|-----------------|--|----------------------|---------------|----------------------|---------------|
|                 |  | Nilai CIF<br>(US \$) | Berat<br>(kg) | Nilai CIF<br>(US \$) | Berat<br>(kg) |
| (1)             | (2)  | (3)                  | (4)           | (5)                  | (6)           |
|                 | escalator.lift.conveyor.teleferic. auto mach of PCB.mine wagon pusher  |                      |               |                      |               |
| <b>84295100</b> | Front-end shovel loaders   | 0                    | 0             | 1.796.040            | 125.230       |
| <b>84295200</b> | Machinery shovels with a 360° revolving superstructure   | 0                    | 0             | 968.240              | 273.000       |
| <b>84306100</b> | Tamping/compacting machinery. not self propelled   | 0                    | 0             | 2.374                | 566           |
| <b>84306900</b> | Oth moving.grading.levelling.scraping machinery/similars. for earth.minerals/ores.not self-propelled. oth than tamping | 0                    | 0             | 310.096              | 34.148        |
| <b>84311019</b> | Parts suitable for used oth of electric pulley tackle&hoists. winches and capstans. jacks                              | 47.989               | 933           | 48.474               | 996           |
| <b>84311022</b> | Parts suitable for used of non-electric pulley tackle&hoists. winches and capstans. jacks                              | 0                    | 0             | 13.583               | 224           |
| <b>84311029</b> | Parts suitable for used oth of non-electric pulley tackle& hoists. winches and capstans. jacks                         | 3.837                | 287           | 3.837                | 287           |
| <b>84312090</b> | Parts suitable for used of not self-propelled fork-liftrucks   | 17.656               | 1.657         | 29.111               | 2.689         |
| <b>84313110</b> | Parts suitable for used of passengers lifts&escalatorsand moving walkways  | 0                    | 0             | 920                  | 257           |
| <b>84313120</b> | Parts suitable for used of non passengers lift&skip hoists   | 0                    | 0             | 8.484                | 732           |
| <b>84313910</b> | Part suitable for mach 84.28.excl lift.skip hoist/escalator.of subhead<br>8428.20.10/8428.32.10/8428.33.10/8428.39.10  | 0                    | 0             | 6.075                | 3.535         |
| <b>84313990</b> | Parts suitable for oth machinery 84.28. oth than lift.skip hoist/escalators  | 515.477              | 420.083       | 6.610.742            | 2.911.210     |
| <b>84314190</b> | Buckets. shovels. grabs and grips.for fork-lift trucks.oth works trucks fitted with lifting/handling equipment         | 0                    | 0             | 43.178               | 3.100         |
| <b>84314910</b> | Parts suitable for ships derricks. cranes. oth than buckets.shovels. grabs and grips.bulldozer/angledozer              | 40.912               | 1.381         | 295.617              | 6.961         |

| HS       | Uraian Komoditi   | Triwulan II/2022     |               | Kumulatif            |               |
|----------|---|----------------------|---------------|----------------------|---------------|
|          |   | Nilai CIF<br>(US \$) | Berat<br>(kg) | Nilai CIF<br>(US \$) | Berat<br>(kg) |
| (1)      | (2)   | (3)                  | (4)           | (5)                  | (6)           |
|          | blades  |                      |               |                      |               |
| 84314920 | Cutting edges or end bits for scrapers.graders/levellers  | 0                    | 0             | 5.837                | 935           |
| 84314940 | Cutting edges or end bits for bulldozeror angledozer blades   | 0                    | 0             | 28.191               | 12.500        |
| 84314990 | Oth parts suitable use of oth moving. grading. levelling.scraping. excavating. tamping. compacting            | 188.278              | 95.230        | 311.442              | 112.705       |
| 84322900 | Scarifiers. cultivators. weeders. hoesand oth harrows   | 0                    | 0             | 52.976               | 7.560         |
| 84335100 | Combined harvester-threshers macinery   | 0                    | 0             | 1.994.562            | 254.988       |
| 84336010 | Machine for cleaning. sorting/grading eggs.fruit/oth agricultural produce. electric                           | 38.000               | 92            | 38.000               | 92            |
| 84339090 | Parts of oth harvesting/threshing machinery   | 0                    | 0             | 337.336              | 63.784        |
| 84368011 | Oth agricultural/holticultural machinery. electricallyoperated  | 0                    | 0             | 2.871                | 588           |
| 84368019 | Oth forestry. poultry-keep/bee-keep machinery. electricallyoperated   | 0                    | 0             | 58.760               | 4.845         |
| 84371010 | Mach. for cleaning.sorting/grading seed for grains; winnowing&similar clean mach. electrically operated       | 0                    | 0             | 300                  | 137           |
| 84378010 | Rice hullers & cone type rice mills machinery. electricallyoperated   | 16.490               | 3.814         | 52.850               | 11.259        |
| 84378051 | Polishing mach. for rice.sifting&sieving mach bran cleaning&husking mach. electrically operated               | 4.810                | 1.112         | 89.260               | 43.582        |
| 84379011 | Parts of elect operated mach for cleaning. sorting/gradingseed. grain/dried vegetables                        | 7.100                | 4.200         | 7.100                | 4.200         |
| 84379019 | Parts of elect operated mach for used in the milling industry/for the working of cereals/dried vegetables     | 2.120                | 490           | 6.820                | 3.530         |
| 84379029 | Parts of non elect operated mach for used in the milling industry/for the working of cereals/dried vegetables | 0                    | 0             | 5.550                | 1.137         |
| 84381010 | Bakery mach&mach.for  | 0                    | 0             | 1.034.408            | 61.201        |

| HS       | Uraian Komoditi   | Triwulan II/2022     |               | Kumulatif            |               |
|----------|---|----------------------|---------------|----------------------|---------------|
|          |   | Nilai CIF<br>(US \$) | Berat<br>(kg) | Nilai CIF<br>(US \$) | Berat<br>(kg) |
| (1)      | (2)   | (3)                  | (4)           | (5)                  | (6)           |
|          | manufacture of macarony.<br>spagettior similar products.<br>electrically operated   |                      |               |                      |               |
| 84381020 | Bakery mach&mach.for<br>manufacture of macarony.<br>spagettior similar products. not<br>electrically operated                   | 0                    | 0             | 395                  | 38            |
| 84388091 | Other machine for the industrial<br>preparation/manufacture.electri<br>cally operated   | 187                  | 44            | 222.966              | 19.730        |
| 84389012 | Parts of electric coffee pulpers  | 0                    | 0             | 17.735               | 532           |
| 84389019 | Parts of goods of oth elect mach<br>for industrial preparationor<br>manufacture of food/drink. oth<br>than sugar &coffee pulper | 0                    | 0             | 206.912              | 5.950         |
| 84439990 | Parts and accessories of other<br>printing machinery  | 299.320              | 16.700        | 299.320              | 16.700        |
| 84483900 | Oth parts & acc of mach for<br>preparing textile fibres/their<br>auxiliary machinery  | 0                    | 0             | 64                   | 27            |
| 84502000 | Household/laundry-type waching<br>mach. each of a dry linen<br>capacity>10kg  | 0                    | 0             | 12.710               | 2.036         |
| 84509020 | Parts of washing machine with<br>each of a dry linen cap<=10kg  | 7.780                | 4.941         | 8.840                | 5.718         |
| 84511000 | Dry cleaning machines   | 0                    | 0             | 1.877.584            | 802.112       |
| 84513090 | Ironing machines and presses<br>(incl. fusing presses). other than<br>single roller type  | 33                   | 7             | 33                   | 7             |
| 84518000 | Oth machinery for<br>washing.cleaning. wringing.<br>drying. ironing. pressing.<br>bleaching (oth than heading<br>84.50)         | 69.435               | 5.756         | 69.435               | 5.756         |
| 84519090 | Parts of machines of a dry linen<br>capacity>10 kg  | 0                    | 0             | 294                  | 43            |
| 84522100 | Other sewing machines.<br>automatic units   | 0                    | 0             | 19.480               | 2.853         |
| 84522900 | Other sewing machines. non<br>automatic units   | 0                    | 0             | 120                  | 79            |
| 84529099 | Oth parts of sewing machines of<br>machinery of non householdtype<br>of sewing machines   | 19.305               | 270           | 19.305               | 270           |
| 84542000 | Ingot moulds and ladles   | 35.000               | 27.843        | 35.000               | 27.843        |
| 84549000 | Partrs of converts. ladles. ingot<br>moulds & casting machines  | 402.005              | 196.464       | 446.060              | 212.426       |

| HS       | Uraian Komoditi  | Triwulan II/2022     |               | Kumulatif            |               |
|----------|--|----------------------|---------------|----------------------|---------------|
|          |  | Nilai CIF<br>(US \$) | Berat<br>(kg) | Nilai CIF<br>(US \$) | Berat<br>(kg) |
| (1)      | (2)  | (3)                  | (4)           | (5)                  | (6)           |
| 84564090 | Mach tool for work any material by removal material.by plasma arc processes. for oth than manufact of PCB/PWB        | 936                  | 100           | 936                  | 100           |
| 84603190 | Mach tools. numeric controlled. for sharpen drill bits oththan shank diameter<=3.175mm. fixed collets. power<=0.74kW | 0                    | 0             | 2.099                | 232           |
| 84604000 | Oth sharpening (tool/cutter grinding) mach. not numericallycontrolled. not electrically operated                     | 931                  | 66            | 931                  | 66            |
| 84604010 | Honing or lapping machines. electrically operated  | 0                    | 0             | 1.194                | 53            |
| 84609010 | Oth mach-tools for deburring. sharpening. grinding. honing. lapping. or similar. electrically operated               | 810                  | 58            | 810                  | 58            |
| 84615010 | Sawing or cutting-off machines. electrically operated  | 0                    | 0             | 1.234                | 385           |
| 84622100 | Bending. folding. straightening/flattering mach (inclpresses). numerically controlled                                | 0                    | 0             | 250                  | 78            |
| 84622900 | Bending. folding. straightening/flattering mach (inclpresses). numerically controlled                                | 50.500               | 12.600        | 50.500               | 12.600        |
| 84622910 | Bending. folding. straightening/flattering mach (inclpresses). not numerically controlled. electrically operated     | 0                    | 0             | 5.741                | 1.083         |
| 84633010 | Machines for working wire. electrically operated   | 39.035               | 3.518         | 39.035               | 3.518         |
| 84649010 | Oth machines for working stone. ceramics/like mineralmaterials/for cold-working glass. electrically operated         | 0                    | 0             | 365                  | 83            |
| 84651000 | Mach which can carry out diff types of machining operationsw/o tool change between such operations                   | 69.000               | 6.390         | 69.000               | 6.390         |
| 84669390 | Oth parts & accessories for machines of head 8456 to 8461oth than subhead 84564010.84569020 or                       | 0                    | 0             | 1.122                | 104           |



| HS              | Uraian Komoditi   | Triwulan II/2022     |               | Kumulatif            |               |
|-----------------|---|----------------------|---------------|----------------------|---------------|
|                 |   | Nilai CIF<br>(US \$) | Berat<br>(kg) | Nilai CIF<br>(US \$) | Berat<br>(kg) |
| (1)             | (2)   | (3)                  | (4)           | (5)                  | (6)           |
|                 | 84603110  |                      |               |                      |               |
| <b>84671900</b> | Tools for working in the hand pneumatic other rotary tipe (including combined rotary-percussion)          | 42                   | 7             | 9.828                | 3.067         |
| <b>84672100</b> | Drills of all kinds with self-contained electric motor  | 253                  | 44            | 2.689                | 1.014         |
| <b>84672200</b> | Saws with self-contained electric motor   | 0                    | 0             | 504                  | 114           |
| <b>84672900</b> | Other drills or saws with self-contained electrical motor   | 3.411                | 1.286         | 26.376               | 8.719         |
| <b>84679200</b> | Parts of tools working in the hand of pneumatic   | 0                    | 0             | 727                  | 226           |
| <b>84679910</b> | Other parts of tools of goods of drills. saws & all kinds non-electric motor                              | 0                    | 0             | 213                  | 31            |
| <b>84679990</b> | Other parts of tools of goods of other than drills. saws and all kinds. non-electric motor                | 730                  | 146           | 3.881                | 244           |
| <b>84682010</b> | Hand-operated (not hand-held) gas welding or brazing appliances for metal                                 | 0                    | 0             | 6.445                | 596           |
| <b>84682090</b> | Other hand-operated (not hand-held) gas welding or brazing appliances for other than metal                | 790                  | 480           | 790                  | 480           |
| <b>84688000</b> | Other machinery and apparatus for soldering. brazing and surface tempering machines                       | 33.884               | 25.970        | 34.150               | 26.085        |
| <b>84689090</b> | Parts of goods of gas welding or brazing appliances for other than metal                                  | 5.613                | 837           | 5.866                | 874           |
| <b>84741010</b> | Sorting. screening. separating or washing machines electrically operated                                  | 190.858              | 22.066        | 590.858              | 38.445        |
| <b>84742019</b> | Crushing or grinding machines stone electrically operated for other than stone                            | 1.848                | 126           | 217.397              | 62.142        |
| <b>84742029</b> | Crushing or grinding machines stone not electrically operated for other than stone                        | 2.756                | 346           | 11.952               | 3.410         |
| <b>84743110</b> | Concrete or mortar mixers electrically operated   | 33.936               | 41.304        | 33.936               | 41.304        |
| <b>84743211</b> | Machines for mixing mineral substances with bitumen electrically operated of an output capacity <= 80 t/h | 200.228              | 80.060        | 200.228              | 80.060        |

| HS       | Uraian Komoditi  | Triwulan II/2022     |               | Kumulatif            |               |
|----------|--|----------------------|---------------|----------------------|---------------|
|          |  | Nilai CIF<br>(US \$) | Berat<br>(kg) | Nilai CIF<br>(US \$) | Berat<br>(kg) |
| (1)      | (2)  | (3)                  | (4)           | (5)                  | (6)           |
| 84743910 | Other machines for mixing mineral substances with bitumen electrically operated  | 0                    | 0             | 178                  | 55            |
| 84748010 | Machinery for agglomerating, shaping or moulding, for forming foundry moulds of sand electrically operated                   | 50.137               | 5.661         | 208.697              | 71.303        |
| 84749000 | Machinery for agglomerating, shaping or moulding, for forming foundry moulds of sand not electrically operated               | 489.205              | 86.431        | 489.205              | 86.431        |
| 84749010 | Other machinery for agglomerating, shaping/moulding, for forming foundry moulds of sand electrically operated                | 0                    | 0             | 377.818              | 128.903       |
| 84769090 | Parts automatic goods-vending machines incorporating heating or refrigerating devices  | 10.367               | 12.218        | 10.367               | 12.218        |
| 84771010 | Injection machines for moulding rubber   | 85.900               | 21.000        | 85.900               | 21.000        |
| 84778039 | Oth lamination presses for plastics/products from plastic electrically operated  | 90.000               | 7.500         | 90.000               | 7.500         |
| 84778040 | Other machine for working plastics/products from plastics, not electrically operated   | 462.300              | 129.187       | 462.300              | 129.187       |
| 84791020 | Machines for public works/building/the like, not electrically operated   | 89.094               | 9.323         | 134.326              | 16.638        |
| 84792010 | Machines for the extraction/preparation of animal/fixed vegetable fats or oils, electrically operated                        | 0                    | 0             | 496.200              | 88.327        |
| 84798110 | Machines for treating metal, including electric wire coilwinders, electrically operated                                      | 5.412                | 8.947         | 18.632               | 28.769        |
| 84798210 | Mixing, kneading, crushing, grinding, screening, sifting, homogenising, emulsifying/stirring machines, electrically operated | 104.153              | 8.945         | 615.415              | 48.560        |
| 84798220 | Mixing, kneading, crushing, grinding, screening, sifting, homogenising, emulsifying/stirring machines, not elect. operated   | 0                    | 0             | 255.877              | 28.962        |
| 84798939 | Other automatic service-vending machines, electrically operated  | 0                    | 0             | 260.026              | 112.856       |

| HS       | Uraian Komoditi  | Triwulan II/2022     |               | Kumulatif            |               |
|----------|--|----------------------|---------------|----------------------|---------------|
|          |  | Nilai CIF<br>(US \$) | Berat<br>(kg) | Nilai CIF<br>(US \$) | Berat<br>(kg) |
| (1)      | (2)  | (3)                  | (4)           | (5)                  | (6)           |
| 84798969 | Other automatic service-vending machines. not electrically operated  | 18.449               | 3.012         | 18.449               | 3.012         |
| 84799010 | Other automatic service-vending machines. not electrically operated  | 2.335                | 277           | 2.335                | 277           |
| 84799020 | Parts of goods of subheading 8479.89.20  | 0                    | 0             | 1.253                | 535           |
| 84799030 | Parts of machines of machine subheading 8479.89.20. electrically operated  | 0                    | 0             | 29.505               | 11.247        |
| 84799040 | Parts of machines of machine subheading 8479.89.20. not electrically operated  | 0                    | 0             | 15.124               | 1.708         |
| 84799090 | Parts of machines of machine subheading 8479.89.20. not electrically operated  | 29.602               | 5.297         | 29.602               | 5.297         |
| 84804100 | Moulds for metal/metal carbides injection or compression types   | 0                    | 0             | 46.296               | 24.934        |
| 84807990 | Other moulds for rubber plastics. not injections types   | 0                    | 0             | 13                   | 6             |
| 84811019 | Other sluice / gate valves of iron or steel  | 7.768                | 1.183         | 16.647               | 1.292         |
| 84812090 | Other sluice/gate valves for oleohydraulic or pneumatic  | 13.928               | 2.951         | 13.928               | 2.951         |
| 84813090 | Other swing check-valves. of cast iron. with 4 cm<=an inlet of internal diameter ≤60 cm                                | 1.103                | 177           | 1.103                | 177           |
| 84814090 | Other safety or relief valves  | 28.969               | 5.304         | 43.744               | 7.140         |
| 84818012 | Valves for inner tubes of other materials  | 0                    | 0             | 6.467                | 29            |
| 84818022 | Liquefied Petroleum Gas (LPG) cylinder valves of copper or copper alloys with inlet/outlet internal diameters > 2.5 cm | 81                   | 19            | 8.880                | 992           |
| 84818030 | Cocks and valves. whether or not fitted with piezo-electric igniters. for gas stoves or ranges                         | 5.818                | 634           | 6.298                | 704           |
| 84818040 | Aerated or carbonated liquid bottle valves; valves for gas operated beer dispensing units                              | 0                    | 0             | 3.016                | 260           |
| 84818049 | Aerated or carbonated liquid bottle valves; valves for gas operated beer dispensing units                              | 5.151                | 496           | 5.151                | 496           |
| 84818050 | Mixing taps and valves   | 0                    | 0             | 66                   | 5             |
| 84818061 | Manually operated gate valves of   | 0                    | 0             | 1.938                | 828           |

| HS       | Uraian Komoditi  | Triwulan II/2022     |               | Kumulatif            |               |
|----------|--|----------------------|---------------|----------------------|---------------|
|          |  | Nilai CIF<br>(US \$) | Berat<br>(kg) | Nilai CIF<br>(US \$) | Berat<br>(kg) |
| (1)      | (2)  | (3)                  | (4)           | (5)                  | (6)           |
|          | cast iron with 5 cm<=an internal diameter<=40 cm   |                      |               |                      |               |
| 84818062 | Other manually operated gate valves of cast iron   | 5.033                | 8             | 5.033                | 8             |
| 84818063 | Other gate valves and butterfly valves of cast iron  | 0                    | 0             | 1.553                | 171           |
| 84818065 | Other hog nipple waterers of plastics  | 0                    | 0             | 578                  | 131           |
| 84818071 | Ball valves of plastics with 1 cm<=internal diameter<=2.5 cm                                     | 0                    | 0             | 289                  | 59            |
| 84818072 | Other ball valves of plastics  | 0                    | 0             | 84                   | 17            |
| 84818079 | Other manifold valves of plastics  | 0                    | 0             | 3.357                | 687           |
| 84818099 | Other fuel cut-off valves for vehicles of copper/alloy   | 23.195               | 6.429         | 56.741               | 10.806        |
| 84819010 | Housings for sluice or gate valves with inlet or outlet of 50 mm ≤an internal diameter<=400 mm   | 1.291                | 211           | 1.291                | 211           |
| 84819039 | Valve bodies or stems of inner tube/ tubeless tyre valves of other materials                     | 817                  | 56            | 817                  | 56            |
| 84819049 | Valve cores of inner tube or tubeless tyre valves of other materials                             | 20.000               | 1             | 20.000               | 1             |
| 84819090 | Other parts of housing for sluice or gate valves   | 23.363               | 593           | 29.686               | 835           |
| 84821000 | Ball bearings  | 26.041               | 3.979         | 126.537              | 37.501        |
| 84822000 | Tapered roller bearings. including cone and tapered roller assemblies                            | 1.002                | 106           | 1.248                | 162           |
| 84828000 | Other. including combined ball/roller bearings   | 20                   | 12            | 20                   | 12            |
| 84831039 | Cam shafts and crank shafts for marine propulsion enginesof an output>22.38 kW                   | 2.502                | 265           | 2.502                | 265           |
| 84831090 | Other cam shafts and crank shafts for engines of vehicles  | 11.326               | 1.813         | 46.980               | 10.918        |
| 84832090 | Other bearing housings. incorporating ball/roller bearings                                       | 5.725                | 950           | 6.319                | 1.072         |
| 84833030 | Bearing housings.not incorporating ball or roller bearings for engine and vehicles of chapter 87 | 221                  | 23            | 221                  | 23            |
| 84833090 | Other bearing housings.not incorporating ball or roller bearings                                 | 6.673                | 321           | 6.673                | 321           |
| 84834020 | Gears and gearing for marine   | 3.521                | 408           | 5.571                | 486           |

| HS              | Uraian Komoditi  | Triwulan II/2022     |               | Kumulatif            |               |
|-----------------|--|----------------------|---------------|----------------------|---------------|
|                 |  | Nilai CIF<br>(US \$) | Berat<br>(kg) | Nilai CIF<br>(US \$) | Berat<br>(kg) |
| (1)             | (2)  | (3)                  | (4)           | (5)                  | (6)           |
|                 | vessels  |                      |               |                      |               |
| <b>84834090</b> | Other gears and gearing. transmission elements presented separately including torque converters :                      | 12.886               | 2.078         | 32.118               | 6.103         |
| <b>84835000</b> | Flywheels and pulleys. including pulley blocks   | 4.565                | 440           | 10.386               | 976           |
| <b>84836000</b> | Clutches and shaft couplings (including universal joints)  | 606                  | 44            | 1.308                | 344           |
| <b>84839019</b> | Other parts of goods of transmission shafts (incl cam shaft and crank shafts) and cranks                               | 2.485                | 173           | 42.502               | 7.057         |
| <b>84839095</b> | Other toothed wheels. chain sprockets & other transmission for goods of chapter 87                                     | 463                  | 49            | 463                  | 49            |
| <b>84839099</b> | Other toothed wheels. chain sprockets & other transmission elements presented separately                               | 49.387               | 14.460        | 49.387               | 14.460        |
| <b>84841000</b> | Gaskets and similar joints of metal sheeting combined with other material or of two or more layers of metal            | 10                   | 2             | 10                   | 2             |
| <b>84842000</b> | Mechanical seals   | 10.751               | 1.449         | 14.955               | 2.309         |
| <b>84849000</b> | Other gaskets and similar joints of metal sheeting combined with other material or of two or more layers of metal      | 0                    | 0             | 288                  | 37            |
| <b>84879000</b> | Propellers & blades not for ships or boats   | 433                  | 78            | 433                  | 78            |
| <b>85011030</b> | Spindle motors. output <= 37.5 W   | 9.600                | 10.491        | 9.600                | 10.491        |
| <b>85011041</b> | Spindle motor DC of kind for AC.refrigerator.washing mach.electr. domestic appl..storage water heater. output<=37.5 W  | 17.770               | 12.376        | 45.945               | 34.173        |
| <b>85011099</b> | Other spindle motor (AC/DC) not for refrigerator.washing machine.AC.electr. domestic appl..storage water heater        | 2.564                | 322           | 2.564                | 322           |
| <b>85012029</b> | Universal AC/DC motor oth than for AC.refrigerator.washing mach. electr. Dom. appl..storage wtr heater an output> 1 kW | 0                    | 0             | 20.000               | 11.556        |
| <b>85013130</b> | Other motor DC for   | 309                  | 33            | 309                  | 33            |

| HS       | Uraian Komoditi   | Triwulan II/2022     |               | Kumulatif            |               |
|----------|---|----------------------|---------------|----------------------|---------------|
|          |   | Nilai CIF<br>(US \$) | Berat<br>(kg) | Nilai CIF<br>(US \$) | Berat<br>(kg) |
| (1)      | (2)   | (3)                  | (4)           | (5)                  | (6)           |
|          | AC.refrigerator.washing machine.elect.domestic appl..storage water heater an ouput <= 750 W                             |                      |               |                      |               |
| 85013140 | Other motor DC oth than for AC.refrigerator.washng machine.elect.domestic appl..storage water heater an ouput<= 750 W   | 0                    | 0             | 733                  | 150           |
| 85013170 | Generators of an ouput <= 750 W   | 1.058                | 72            | 1.058                | 72            |
| 85013225 | Generators DC. of 750 W <an ouput <= 37.5 kW  | 10.133               | 623           | 10.133               | 623           |
| 85013232 | Other motor DC oth than for AC.refrigerator.washng machine.elect.dom. appl..storage water heater 37.5 kW<ouput<= 75 kW  | 0                    | 0             | 138                  | 290           |
| 85015119 | Oth mtr AC multi-phase w/ output <=750W. used oth than forrefrigerator. AC. wash mach. elect domestic app.water heater  | 10.152               | 1.971         | 10.301               | 1.993         |
| 85015219 | Oth mtr AC multi-phase w/ output <=1kW. used oth than forrefrigerator. AC. wash mach. elect domestic app.water heater   | 0                    | 0             | 180                  | 115           |
| 85015229 | Oth mtr AC multi-phase w/ 1kW<output<=37.5kW. used oth thanfor refrigeratr.AC.wash mach.elect domestic app.water heater | 12.021               | 1.508         | 12.021               | 1.508         |
| 85015239 | Oth mtr AC multi-phase w/ 37.5kW<output<=75kW. used oth thnfor refrigeratr.AC.wash mach.elect domestic app.water heater | 0                    | 0             | 125.427              | 53.203        |
| 85016300 | Generator AC (altenators) of 375 kVA < ouput <= 750 kVA   | 42.200               | 4.100         | 42.200               | 4.100         |
| 85021100 | Generating sets (diesel or semi-diesel engines) of an output <=75 kVA   | 243                  | 57            | 17.360               | 3.926         |
| 85021220 | Generating sets (diesel or semi-diesel engines) of an 125 kVA < output <= 375 kVA                                       | 0                    | 0             | 15.000               | 2.649         |
| 85021390 | Generating sets (diesel or semi-diesel engines) of an 375 kVA < output <= 12.500 kVA                                    | 0                    | 0             | 41.788               | 6.152         |

| HS       | Uraian Komoditi  | Triwulan II/2022     |               | Kumulatif            |               |
|----------|--|----------------------|---------------|----------------------|---------------|
|          |  | Nilai CIF<br>(US \$) | Berat<br>(kg) | Nilai CIF<br>(US \$) | Berat<br>(kg) |
| (1)      | (2)  | (3)                  | (4)           | (5)                  | (6)           |
| 85030090 | Part of generators/sets for electric motor and electric generating/sets of an output < 12.500 kVA                      | 506                  | 74            | 4.529                | 565           |
| 85042192 | Oth instrument transformers with a power handling capacity > 10 kVA and of a high side voltage of ≥ 110 kV             | 0                    | 0             | 88.500               | 7.830         |
| 85042199 | Oth Instrument transformers with a power handling capacity ≤ 650 kVA   | 0                    | 0             | 547                  | 41            |
| 85042329 | Liquid dielectric transformers. power capacity>30.000 kVA  | 96.500               | 23.810        | 96.500               | 23.810        |
| 85043119 | Instrument potential transformers. power capacity≤1kVA.voltage<1kVA  | 0                    | 0             | 483                  | 107           |
| 85043121 | Instrument current transformer ring type.pwr capacity≤1kVA110 kV>= voltage< 220 kV                                     | 164.700              | 14.640        | 164.700              | 14.640        |
| 85043122 | Instrument current transformer ring type.pwr capacity≤1kVAvoltage>= 220 kV   | 0                    | 0             | 55                   | 8             |
| 85043199 | Transformers other than used with toys.scale/similar modelsnot matching&step up/down transf; power capacity≤=1.000 kVA | 50                   | 5             | 884.110              | 377.680       |
| 85043399 | Other matching transformers. 16kVA<power capacity≤=500kVA.voltage<66kV   | 0                    | 0             | 29.418               | 4.712         |
| 85044011 | Uninterruptible power supplies (UPS). automatic data processing machines & units thereof. telecomm. apparatus          | 458                  | 107           | 656                  | 125           |
| 85044019 | Uninterruptible power supplies (UPS). not automatic data processing machines & units thereof. telecomm. apparatus      | 117.419              | 9.535         | 524.901              | 44.145        |
| 85044090 | Static converters other than UPS.battery chargers.invertersrectifiers  | 0                    | 0             | 325.100              | 126.297       |
| 85049010 | Parts of ballasts for discharge lamps or tubes   | 3.355                | 600           | 3.355                | 600           |
| 85049020 | Printed circuit assemblies for UPS/power supplies inductorsautomatic data  | 0                    | 0             | 818.753              | 21.373        |

| HS       | Uraian Komoditi   | Triwulan II/2022     |               | Kumulatif            |               |
|----------|---|----------------------|---------------|----------------------|---------------|
|          |   | Nilai CIF<br>(US \$) | Berat<br>(kg) | Nilai CIF<br>(US \$) | Berat<br>(kg) |
| (1)      | (2)   | (3)                  | (4)           | (5)                  | (6)           |
|          | processing machines & telecomm. apparatus   |                      |               |                      |               |
| 85049039 | Other radiator panels;flat tube radiator for distribution and power transformers. capacity <=10.000 kVA                 | 2.366                | 179           | 2.366                | 179           |
| 85049041 | Radiator panels;flat tube radiator for distribution andpower transformers. power capacity>10.000 kVA                    | 14.630               | 995           | 14.630               | 995           |
| 85049049 | Other radiator panels;flat tube radiator for distributionand power transformers. power capacity>10.000 kVA              | 800                  | 95            | 800                  | 95            |
| 85049090 | Parts of; other than ballast.UPS.inductors.and transformers   | 18.974               | 1.066         | 18.974               | 1.066         |
| 85051900 | Permanent magnets and articles intended to become permanentmagnets after magnetisation of not metal                     | 51                   | 4             | 51                   | 4             |
| 85059090 | Other than permanent magnets.electro-magnetic couplings.clutches and brakes. including parts                            | 1.955                | 104           | 1.955                | 104           |
| 85073090 | Nickel-cadmium accumulators of a kind used for not aircraft   | 0                    | 0             | 31.542               | 3.090         |
| 85114021 | Unassembled starter motors for engines of bus.go-kart.ATV.ambulance.sedan.motor-homes.van.dumper.truck.lorrie. &similar | 1.807                | 192           | 1.807                | 192           |
| 85115021 | Other generators unassembled for vehicleengine of car. transport & special car  | 507                  | 54            | 507                  | 54            |
| 85115099 | Other generators  | 138                  | 25            | 138                  | 25            |
| 85122020 | Unassembled lighting/visual signalingequipment  | 0                    | 0             | 1.040                | 325           |
| 85122099 | Other lighting/visual signalling equip.   | 2.250                | 318           | 2.335                | 327           |
| 85123099 | Other sound signalling equipment  | 167                  | 23            | 167                  | 23            |
| 85129010 | Parts of goods of lighting or vis. light  | 371                  | 45            | 371                  | 45            |
| 85131090 | Other portable electirc lamps   | 9.589                | 818           | 12.827               | 1.022         |



| HS       | Uraian Komoditi  | Triwulan II/2022     |               | Kumulatif            |               |
|----------|--|----------------------|---------------|----------------------|---------------|
|          |  | Nilai CIF<br>(US \$) | Berat<br>(kg) | Nilai CIF<br>(US \$) | Berat<br>(kg) |
| (1)      | (2)  | (3)                  | (4)           | (5)                  | (6)           |
| 85139010 | Part of portable elect lamp of miner'shelmet or quarrymen's lamp               | 0                    | 0             | 302                  | 13            |
| 85143090 | Other furnaces and ovens   | 0                    | 0             | 199.707              | 85.316        |
| 85144000 | Oth equipment for the heat treatment ofmaterials by induction/dielectric loss  | 0                    | 0             | 34.259               | 14.636        |
| 85149090 | Other industrial/lab.elec. furnaces andovens incl.by induction or dielect.loss | 6.055                | 412           | 16.805               | 15.241        |
| 85151100 | Soldering irons and guns   | 1.000                | 178           | 1.000                | 178           |
| 85151990 | Other brazing/soldering machines andapparatus                                  | 800                  | 424           | 800                  | 424           |
| 85152100 | Mach and app for resistance welding ofmetal. fully or partly automatic         | 5.378                | 650           | 5.378                | 650           |
| 85152900 | Mach and app for resistance welding ofmetal. non-automatic                     | 0                    | 0             | 195                  | 44            |
| 85153100 | Mach and app for arc welding of metal.fully or partly automatic                | 9.757                | 1.738         | 9.757                | 1.738         |
| 85153990 | Oth machine and apparatus for arcwelding of metals. not automatic              | 0                    | 0             | 988                  | 308           |
| 85158090 | Oth electric mach & app for hot spraying of metals/sintered metal carbides     | 14.053               | 6.475         | 18.161               | 7.404         |
| 85159090 | Oth electric machines & apparatus  | 12.418               | 5.381         | 12.921               | 5.502         |
| 85168090 | Other electric heating resistors   | 796                  | 422           | 796                  | 422           |
| 85169090 | Other part of goods of electric instantaneous                                  | 179                  | 42            | 537                  | 123           |
| 85176100 | Base stations. apparatus for communication in a wired or                       | 1.437.241            | 19.490        | 3.357.229            | 46.050        |
| 85176249 | Other apparatus for carrier-current line systems or                            | 417                  | 16            | 55.269               | 722           |
| 85176299 | Other portable receivers for calling. alerting or paging                       | 0                    | 0             | 2.451                | 240           |
| 85176900 | Other machines for the reception. conversion & transmission                    | 0                    | 0             | 135                  | 24            |
| 85177010 | Part of control and adaptor units including gateways.                          | 0                    | 0             | 5.546                | 113           |
| 85177039 | Part of other printed circuit boards. assembled                                | 0                    | 0             | 536.606              | 7.455         |
| 85177040 | Part of Aerials or antennae of a kind used with apparatus                      | 0                    | 0             | 624.052              | 18.030        |

| HS       | Uraian Komoditi   | Triwulan II/2022     |               | Kumulatif            |               |
|----------|---|----------------------|---------------|----------------------|---------------|
|          |   | Nilai CIF<br>(US \$) | Berat<br>(kg) | Nilai CIF<br>(US \$) | Berat<br>(kg) |
| (1)      | (2)   | (3)                  | (4)           | (5)                  | (6)           |
| 85177092 | Part of other apparatus for transmission/reception of voice   | 0                    | 0             | 154.825              | 2.798         |
| 85177100 | Other part of other apparatus for transmission/reception of   | 221.222              | 8.158         | 221.222              | 8.158         |
| 85229099 | Oth parts&accessories for other soundor audio recording/reproducing   | 47.719               | 72            | 47.719               | 72            |
| 85256000 | Transmission apparatus incorporatingreception apparatus   | 92                   | 45            | 92                   | 45            |
| 85285910 | Oth color monitors.capable of directly connencting&designeduse automatic data processing machine of head 84.71  | 13.000               | 3.537         | 13.000               | 3.537         |
| 85321000 | Fixed capacitor desgned for use in 50/60Hz circuit. and having reactive power handling capacity >=0.5 kVar      | 0                    | 0             | 362                  | 72            |
| 85322900 | Other fixed capacitor   | 3.000                | 1.591         | 9.386                | 1.835         |
| 85354000 | Lightning arresters.voltage limiters and surge suppressors  | 515                  | 317           | 515                  | 317           |
| 85361019 | Oth thermal fuses glass type  | 370                  | 87            | 779                  | 168           |
| 85362013 | Automatic circuit breakers; moulded case. for a current.>32A but <=1000A  | 0                    | 0             | 557                  | 7             |
| 85362019 | Automatic circuit breakers; moulded case. for a current.>1000A  | 4.484                | 490           | 8.971                | 2.407         |
| 85362099 | Automatic circuit breakers. kind incorporated into electrothermic domestic appliance. other of a current >= 16A | 636                  | 109           | 3.094                | 441           |
| 85363010 | Lightning arresters for protecting electrical circuits  | 0                    | 0             | 3.383                | 48            |
| 85363090 | Oth apparatus for protecting electrical circuits  | 3.839                | 206           | 3.839                | 206           |
| 85364110 | Digital relays.voltage <= 60V   | 75                   | 8             | 75                   | 8             |
| 85364199 | Semiconductor/electro-magnetic relays >28 V   | 8                    | 1             | 8                    | 1             |
| 85364910 | Digital relays.voltage > 60V  | 434                  | 50            | 1.278                | 143           |
| 85364990 | Other digital relays.voltage > 60V  | 1.100                | 1.202         | 1.100                | 1.202         |
| 85365020 | Over-current and residual-current.automatic switches  | 11.374               | 548           | 11.374               | 548           |
| 85365039 | Other high inrush switches and  | 437                  | 52            | 643                  | 82            |

| HS       | Uraian Komoditi  | Triwulan II/2022     |               | Kumulatif            |               |
|----------|--|----------------------|---------------|----------------------|---------------|
|          |  | Nilai CIF<br>(US \$) | Berat<br>(kg) | Nilai CIF<br>(US \$) | Berat<br>(kg) |
| (1)      | (2)  | (3)                  | (4)           | (5)                  | (6)           |
|          | commutators for stoves and ranges  |                      |               |                      |               |
| 85365059 | Electronic AC switch.voltage<=1000V. for a current >= 16A  | 2.044                | 101           | 2.937                | 125           |
| 85365099 | Other make&break switch.>500V  | 1.428                | 231           | 1.428                | 231           |
| 85366119 | Lamp holder used for compact lamps or halogen lamps  | 47                   | 6             | 47                   | 6             |
| 85366919 | Telephone plugs for a current >= 16A   | 0                    | 0             | 709                  | 221           |
| 85366939 | Socket&plug for co-axial cable&printed circuits.for a current >= 16A   | 928                  | 71            | 928                  | 71            |
| 85367090 | Oth connector for optical fibres.optical fibres bundles or cables  | 0                    | 0             | 2.459                | 24            |
| 85369019 | Connection&contact elements for wires & cables;wafer probers;current >= 16A                                      | 1.531                | 39            | 5.887                | 112           |
| 85369029 | Junction boxes.for a current >= 16A  | 17.661               | 450           | 18.969               | 504           |
| 85369039 | Cable connector.connector/adaptor for co-axial cable.commutator.current>=16A                                     | 3.681                | 195           | 3.681                | 195           |
| 85369099 | Other cable connector.for a current >= 16A   | 4.460                | 333           | 15.310               | 1.525         |
| 85371011 | Control panel use in distributed controlsystem;voltage<1000V   | 2.966                | 437           | 33.764               | 5.881         |
| 85371012 | Control panel fitted with a programmable processor;voltage<1000V   | 0                    | 0             | 481                  | 18            |
| 85371019 | Other control panel  | 39.738               | 7.543         | 190.123              | 33.920        |
| 85371020 | Distribution board (incl back panels & back planes) used with auto data process. mach..telp sets.transmiss. app. | 0                    | 0             | 4.893                | 72            |
| 85371099 | Switchboard & control panels: use for other purposes   | 35.786               | 4.340         | 65.935               | 11.674        |
| 85372090 | Oth board for electrical control for voltage< 1000 volt  | 157.080              | 10.679        | 238.703              | 22.617        |
| 85381019 | Other part of programable logic controller used in radioequipment.vaoltage <=1000V                               | 0                    | 0             | 1.170                | 500           |
| 85389019 | Oth part of electric   | 0                    | 0             | 1.280                | 131           |

| HS       | Uraian Komoditi   | Triwulan II/2022     |               | Kumulatif            |               |
|----------|---|----------------------|---------------|----------------------|---------------|
|          |   | Nilai CIF<br>(US \$) | Berat<br>(kg) | Nilai CIF<br>(US \$) | Berat<br>(kg) |
| (1)      | (2)   | (3)                  | (4)           | (5)                  | (6)           |
|          | switch.socket&plug. voltage<= 1000V   |                      |               |                      |               |
| 85391010 | Sealed beam lamp units for motor vehicles   | 0                    | 0             | 149                  | 4             |
| 85392190 | Other tungsten halogen  | 8.213                | 783           | 8.231                | 785           |
| 85392950 | Oth filament lamps.exc tungsten halogen.oth have capacity. >200W<<300 and voltage > 100V                      | 0                    | 0             | 33.969               | 2.187         |
| 85394900 | Ultra-violet/infra-red lamps  | 0                    | 0             | 2.780                | 791           |
| 85395000 | Light-emitting diode (LED) lamps  | 0                    | 0             | 181.622              | 10.033        |
| 85411000 | Diodes. other than photosensitive/light emitting diodes   | 1.241                | 49            | 1.241                | 49            |
| 85414010 | Light emitting diodes   | 0                    | 0             | 7.500                | 694           |
| 85437090 | Oth equipment/machine for removal dust particle&curingmaterial by UV light for mfg of printed circuit boards  | 0                    | 0             | 19.386               | 8.282         |
| 85442039 | Co-axial cable&oth co-axial electric conductor. fitted not with connector;>66kV;insulated with rubber/plastic | 4.131                | 368           | 4.131                | 368           |
| 85443099 | Ignition wiring sets.not wiring set.used in vehicle.aircraft/ship; no insulate rubber/plastic                 | 7                    | 1             | 7                    | 1             |
| 85444299 | Other electric cables other than insulated with plastics. paper/rubber. diameter> 5 mm                        | 0                    | 0             | 160.600              | 68.609        |
| 85444919 | Oth electric conductor. not fitted connector.not insulated for used telecommunication. voltage <=80V          | 1.313.815            | 138.429       | 1.862.898            | 190.319       |
| 85444921 | Shielded wire for manufactur of auto-wiring harnesses. not for telecommunication. <=80 v                      | 81.572               | 15.541        | 164.864              | 24.747        |
| 85444923 | Electrical cables insulated with plastic diameter<=19.5 mm.for oth electric cables insualated with plastic    | 0                    | 0             | 77.360               | 8.551         |
| 85444929 | Electrical cables insulated with plastic diameter>19.5 mm.not use for telecommunicationt. voltage <=80V       | 65.430               | 22.659        | 73.615               | 25.115        |

| HS       | Uraian Komoditi   | Triwulan II/2022     |               | Kumulatif            |               |
|----------|---|----------------------|---------------|----------------------|---------------|
|          |   | Nilai CIF<br>(US \$) | Berat<br>(kg) | Nilai CIF<br>(US \$) | Berat<br>(kg) |
| (1)      | (2)   | (3)                  | (4)           | (5)                  | (6)           |
| 85444939 | Oth electric conductor. not fitted connector.insulated withoth material for used telecommunication. 80V< voltage <=1kV    | 9.367                | 501           | 139.521              | 2.869         |
| 85444942 | Oth electric conductor. not fitted connector.insulated withrubber. paper/plastics for not used telec. 80V<voltage <=1000V | 0                    | 0             | 7.066                | 1.597         |
| 85444949 | Oth electric conductor. not fitted connector.insulated withoth material oth than telecommunication. 80V< voltage <=1kV    | 23.067               | 1.678         | 23.067               | 1.678         |
| 85446012 | Oth electric conductors. insulated with rubber. plastics/paper. 1 kV<voltage<=36 kV                                       | 569                  | 116           | 3.540                | 444           |
| 85446019 | Oth electric conductors. not insulated. 1 kV<voltage<=36 kV   | 3.833                | 270           | 6.088                | 370           |
| 85446029 | Oth electric conductors.not insulated.36 kV<voltage<=66 kV  | 16.087               | 109           | 16.087               | 109           |
| 85446039 | Oth electric conductors. not insulated. voltage >66 kV  | 0                    | 0             | 330.916              | 141.368       |
| 85447010 | Optical fibre cable of telephone. telegraph. radio relay cables.submarine   | 3.189.845            | 257.026       | 3.189.845            | 257.026       |
| 85447090 | Other optical fibre cables  | 16.099               | 980           | 16.482               | 984           |
| 85452000 | Carbon brushes of graphite/oth carbon. for electrical purposed  | 0                    | 0             | 79                   | 7             |
| 85462090 | Electrical insulators of any material other than glass and ceramics   | 4.342                | 232           | 66.300               | 29.755        |
| 85469000 | Other electrical insulators of any materila not of glass and of ceramics  | 0                    | 0             | 457                  | 80            |
| 85472000 | Insulating fitting for electrical mchines. appliances/equipment; of plastic   | 32.511               | 8.019         | 32.511               | 8.019         |
| 85479010 | Electric conduit tubingg & joint therefor of base metal line with insulating material                                     | 1.377                | 36            | 1.377                | 36            |
| 85479090 | Other insulating fittings for electrical mchines.appliances/equipment.b eing fitting wholly of insulating                 | 1.084                | 127           | 1.084                | 127           |

| HS       | Uraian Komoditi  | Triwulan II/2022     |               | Kumulatif            |               |
|----------|--|----------------------|---------------|----------------------|---------------|
|          |  | Nilai CIF<br>(US \$) | Berat<br>(kg) | Nilai CIF<br>(US \$) | Berat<br>(kg) |
| (1)      | (2)  | (3)                  | (4)           | (5)                  | (6)           |
|          | material apart   |                      |               |                      |               |
| 86090090 | Containers of oth material.designed&equipped for carriage by one/more modes of transport                           | 0                    | 0             | 2.109                | 573           |
| 87019210 | Agriculture tractors of engine 18kW>power<=37kW  | 129.245              | 17.880        | 129.245              | 17.880        |
| 87041018 | Motor vehicles for transport of good design for off-highway usewith g.v.w. > 45 t. CKD                             | 0                    | 0             | 2.051.420            | 132.100       |
| 87059050 | Oth special purpose motor vhcl.not design for person & goodStreet cleaning vhcl. cesspool emptiers. mobile clinics | 0                    | 0             | 11.661               | 3.643         |
| 87059090 | Oth special purpose motor vhcl.not design for person & goodother special vhcl                                      | 0                    | 0             | 22.032               | 5.986         |
| 87081090 | Bumper/parts and acc motor vhcl of heading 8701 to 8705for other vehicles of heading 8701                          | 207                  | 37            | 9.068                | 1.166         |
| 87082911 | Components of door trim assemblies for vehicles of heading 8701  | 79                   | 8             | 79                   | 8             |
| 87082919 | Components of door trim assemblies. for other vhcl of heading 87.02 or oth vhcl of heading 8704                    | 43                   | 5             | 43                   | 5             |
| 87082999 | Other interior trim fittings. mudguards  | 234                  | 42            | 234                  | 42            |
| 87083010 | Brakes and servo-brakes; parts thereof for vehicles of heading 8701  | 496                  | 53            | 496                  | 53            |
| 87083029 | Other brake drums. brake discs or brake pipes for vehicles of heading 8703   | 0                    | 0             | 11.237               | 3.477         |
| 87083030 | Brake drums. brake discs or brake pipes for vehicles of heading 8702 or 8704                                       | 94                   | 10            | 94                   | 10            |
| 87083090 | Other brake drums. brake discs or brake pipes for vehicles of heading 8702 or 8704                                 | 3.597                | 602           | 3.597                | 602           |
| 87084013 | Gear boxes. unassembled for vehicles of heading 8704 or 8705   | 327                  | 34            | 327                  | 34            |
| 87084029 | Other gear boxes. assembled  | 5.411                | 575           | 5.411                | 575           |
| 87084099 | Other parts  | 618                  | 77            | 618                  | 77            |
| 87085019 | Drive axl with differential. w/ or   | 353                  | 37            | 353                  | 37            |

| HS       | Uraian Komoditi  | Triwulan II/2022     |               | Kumulatif            |               |
|----------|--|----------------------|---------------|----------------------|---------------|
|          |  | Nilai CIF<br>(US \$) | Berat<br>(kg) | Nilai CIF<br>(US \$) | Berat<br>(kg) |
| (1)      | (2)  | (3)                  | (4)           | (5)                  | (6)           |
|          | w/o transmission compother unassembled   |                      |               |                      |               |
| 87085092 | Other crown wheels and pinionspart for vhcl of heading 8702  | 115                  | 12            | 115                  | 12            |
| 87085095 | Other crown wheels and pinions part for vehicles of heading 8703                                       | 38                   | 4             | 38                   | 4             |
| 87085099 | Other crown wheels and pinions part for other vehicles   | 362                  | 58            | 362                  | 58            |
| 87087019 | Other Hub-capsfor other vehicles of heading 8702 or 8704   | 364                  | 39            | 68.299               | 29.062        |
| 87087099 | Other road wheels and parts and accessories thereof for vhcl of other heading                          | 0                    | 0             | 30.350               | 27.700        |
| 87088019 | Other suspension systems (including shock-absorbers)   | 49                   | 5             | 4.063                | 3.505         |
| 87088099 | Part of suspension systems (including shock-absorbers)for vhcl of other heading                        | 2.041                | 234           | 2.041                | 234           |
| 87089119 | Other radiators for vhcl of heading 8702 or 8705   | 860                  | 91            | 860                  | 91            |
| 87089194 | Part of radiators for vhcl of heading 8702/8704drain plugs (excluding subheading 8704.10)              | 75                   | 8             | 75                   | 8             |
| 87089199 | Other part of radiators  | 3.203                | 403           | 3.203                | 403           |
| 87089252 | Part of silencers (mufflers) and exhaust pipesfor vehicles of subheading 8704.10 :                     | 268                  | 28            | 268                  | 28            |
| 87089370 | Clutches and parts thereof for vehicles of heading 8704 or 8705  | 0                    | 0             | 6.711                | 2.510         |
| 87089390 | Other clutches and parts thereof   | 665                  | 114           | 665                  | 114           |
| 87089419 | Oth steering wheel. steering columns & boxes. part thereof   | 988                  | 105           | 1.383                | 186           |
| 87089499 | Other steering wheels with airbag assemblies   | 15                   | 3             | 15                   | 3             |
| 87089911 | Unassembled fuel tanks; engine brackets. part & accessories of motor vhcl for vhcl heading 87.01       | 0                    | 0             | 13.325               | 4.985         |
| 87089919 | Other unassembled fuel tanks; engine brackets. part & accessories of motor vhcl for vhcl heading 87.01 | 681                  | 72            | 2.860                | 934           |
| 87089925 | Other parts of fuel tanks  | 423                  | 45            | 423                  | 45            |
| 87089950 | Radiator shrouds   | 282                  | 30            | 282                  | 30            |

| HS       | Uraian Komoditi   | Triwulan II/2022     |               | Kumulatif            |               |
|----------|---|----------------------|---------------|----------------------|---------------|
|          |   | Nilai CIF<br>(US \$) | Berat<br>(kg) | Nilai CIF<br>(US \$) | Berat<br>(kg) |
| (1)      | (2)   | (3)                  | (4)           | (5)                  | (6)           |
| 87089963 | Chassis frames or parts thereof :for vehicles of heading 87.04  | 5.381                | 975           | 5.381                | 975           |
| 87089980 | Other chassis frames or parts thereof :   | 704                  | 72            | 704                  | 72            |
| 87089999 | Other unassembled fuel tanks; engine bracketsfor vehicles of other than heading 87.03                                 | 3.015                | 620           | 8.495                | 916           |
| 87168010 | Cart & wagon. sack truck. hand trolley & sim hand-propelledvehicl of a kind used in fact/workshop. except wheelbarrow | 5.986                | 686           | 22.619               | 4.114         |
| 87168020 | Wheelbarrows  | 2.606                | 1.163         | 2.606                | 1.163         |
| 87168090 | Other wheelbarrows  | 25.330               | 25.049        | 25.746               | 25.279        |
| 87169019 | Parts for trailer and semitrailers not-to goods of subheading 8716.20   | 3.264                | 230           | 3.264                | 230           |
| 87169024 | Other. for goods of wheelbarrows  | 0                    | 0             | 58                   | 13            |
| 88033000 | Other parts of aeroplanes/helicoptersheading 8801 or 8802   | 0                    | 0             | 4.007.038            | 1.935         |
| 89019034 | Other vessels.for transport motorised of a gross tonnage> 1.000 but <= 4.000  | 909.324              | 1.483.000     | 909.324              | 1.483.000     |
| 90013000 | Contact lenses  | 28.050               | 1.077         | 123.085              | 4.697         |
| 90014000 | Spectacle lenses of glass   | 355                  | 63            | 355                  | 63            |
| 90049050 | Protective goggles  | 0                    | 0             | 95                   | 30            |
| 90141000 | Direction finding compasses   | 30                   | 5             | 30                   | 5             |
| 90153000 | Levels (measuring higher of ground)   | 325                  | 165           | 654                  | 239           |
| 90158090 | Other instruments&appliances oth than radio sonde and radio wind apparatus  | 157                  | 76            | 157                  | 76            |
| 90160000 | Balances of a sensitivity of 5 cg or better.with/without weights  | 0                    | 0             | 3.750                | 758           |
| 90172010 | Rulers.drawing.marking out.or mathematical calculating instruments  | 1                    | 1             | 1                    | 1             |
| 90172090 | Oth drawing.marking-out/mathematical calculating instrument   | 185                  | 90            | 4.194                | 970           |
| 90179090 | Parts & acc of oth instruments for measuring length for use in the hand   | 10                   | 6             | 10                   | 6             |



| HS       | Uraian Komoditi   | Triwulan II/2022     |               | Kumulatif            |               |
|----------|---|----------------------|---------------|----------------------|---------------|
|          |   | Nilai CIF<br>(US \$) | Berat<br>(kg) | Nilai CIF<br>(US \$) | Berat<br>(kg) |
| (1)      | (2)   | (3)                  | (4)           | (5)                  | (6)           |
| 90183110 | Disposable syringes. with or without needles  | 0                    | 0             | 10.451               | 2.784         |
| 90189020 | Intravenous administration set  | 0                    | 0             | 5.375                | 1.432         |
| 90251100 | Thermometers&pyrometers.liquid filled.for direct reading  | 0                    | 0             | 314                  | 46            |
| 90251911 | Thermometers&pyrometers.elect operated.temperature gauges for motor vehicles                              | 37                   | 4             | 37                   | 4             |
| 90251919 | Thermometers&pyrometers.elect operated.oth temperature gauges for motor vehicles                          | 41.702               | 3.146         | 44.351               | 3.494         |
| 90258000 | Thermometers&pyrometers not electrically operated   | 399                  | 5             | 399                  | 5             |
| 90259010 | Parts&aces of hidrometer. termometer/similar instrument. electrically operated                            | 0                    | 0             | 566                  | 53            |
| 90261030 | Oth instrument & apparatus for measuring/check the flow/level of liquid. electrically operated            | 0                    | 0             | 959                  | 212           |
| 90261090 | Oth instrument & apparatus for measuring/check the flow/level of liquid.not electrically operated         | 82.495               | 1.362         | 82.495               | 1.362         |
| 90262010 | Presure gauges for motor vehicles.electrically operated   | 0                    | 0             | 3.631                | 1.117         |
| 90262030 | Oth measuring/checking pressure instruments. electrically operated  | 0                    | 0             | 9.931                | 786           |
| 90262090 | Other measuring/checking pressure instruments.not electrically operated                                   | 2.573                | 837           | 2.573                | 837           |
| 90268000 | Other measuring/checking pressure instruments.not electrically operated                                   | 849                  | 141           | 849                  | 141           |
| 90268010 | Oth instruments/apparatus for measuring/checking the flow.level.pressure.electrically operated            | 0                    | 0             | 2.827                | 118           |
| 90272000 | Gas/smoke analysis apparatus. not electrically operated   | 29.192               | 1.985         | 29.192               | 1.985         |
| 90273020 | Spectro/spectrophotometers& spectrograph using optical radiation/UV. Visible.IR.not electrically operated | 0                    | 0             | 455                  | 44            |
| 90278030 | Oth instruments&apparatus oth exposure meters.electricallyoperated  | 0                    | 0             | 2.864                | 419           |

| HS       | Uraian Komoditi  | Triwulan II/2022     |               | Kumulatif            |               |
|----------|--|----------------------|---------------|----------------------|---------------|
|          |  | Nilai CIF<br>(US \$) | Berat<br>(kg) | Nilai CIF<br>(US \$) | Berat<br>(kg) |
| (1)      | (2)  | (3)                  | (4)           | (5)                  | (6)           |
| 90279099 | Microtomes.not electrically operated   | 0                    | 0             | 96                   | 19            |
| 90281090 | Other gas meters   | 1.104                | 194           | 1.563                | 231           |
| 90283090 | Electricity meters other than kilowatt hour meters (kwh)   | 0                    | 0             | 579                  | 46            |
| 90291090 | Revolution counters. production counters. mileometers.pedometers and the like                                    | 0                    | 0             | 632                  | 130           |
| 90292090 | Other speed indicators & tachometers. stroboscopes not for vehicle   | 213                  | 23            | 213                  | 23            |
| 90303100 | Multimeters without a recording device   | 0                    | 0             | 49                   | 11            |
| 90303310 | Instrument&app for measuring/checking voltage. current.resist/power on PCB/PWB/PCA Other. w/o a recording device | 654                  | 8             | 694                  | 12            |
| 90303390 | Oth instruments&apparatus for measuring/check voltage without a record device                                    | 0                    | 0             | 250                  | 22            |
| 90303900 | Oth Instruments&apparatus for measuring/check voltagewith a record device  | 0                    | 0             | 5.793                | 658           |
| 90308990 | Oth instruments & apparatus.without recording device   | 0                    | 0             | 667                  | 151           |
| 90318090 | Oth instruments.appliances and machines.other cable tester   | 858                  | 102           | 3.949                | 517           |
| 90328939 | Instrument&apparatus oth than automatic regulating voltage units(stabilizers).electrically operated              | 7.122                | 468           | 7.332                | 641           |
| 90328990 | Oth automatic regulating/controlling instruments&app.not electrically operated                                   | 781                  | 104           | 233.730              | 98.600        |
| 90329090 | Other part & accessories automatic. regulating/controlling instruments & apparatus.not elect operated            | 990                  | 105           | 990                  | 105           |
| 94013000 | Swivel seats with variable height adjustment   | 0                    | 0             | 16.424               | 11.110        |
| 94013900 | Swivel seats with variable height adjustment   | 3.640                | 2.662         | 3.640                | 2.662         |

| HS       | Uraian Komoditi  | Triwulan II/2022     |               | Kumulatif            |               |
|----------|--|----------------------|---------------|----------------------|---------------|
|          |  | Nilai CIF<br>(US \$) | Berat<br>(kg) | Nilai CIF<br>(US \$) | Berat<br>(kg) |
| (1)      | (2)  | (3)                  | (4)           | (5)                  | (6)           |
| 94017100 | Other seats. with metal frames. upholste   | 1.020                | 750           | 1.020                | 750           |
| 94019999 | Parts of seats of other than plastics  | 16                   | 10            | 16                   | 10            |
| 94031000 | Metal furniture of a kind used in office   | 18.621               | 17.289        | 18.621               | 17.289        |
| 94032090 | Oth metal furniture. other than fume cupboards   | 7.471                | 6.034         | 27.425               | 9.808         |
| 94033000 | Wooden furniture of a kind used in offices   | 7.036                | 10.988        | 10.786               | 17.138        |
| 94035000 | Wooden furniture of a kind used in the bedroom   | 11.722               | 15.310        | 16.572               | 19.730        |
| 94036090 | Oth wooden furniture.oth than fume cupboard  | 5.599                | 1.278         | 20.313               | 4.726         |
| 94037090 | Furniture of plastics oth than for baby walker.fumecupboard                                      | 0                    | 0             | 9.932                | 2.262         |
| 94038990 | Other furniture of cane. osier. bamboo or similar materials                                      | 2.820                | 2.073         | 2.820                | 2.073         |
| 94039090 | Parts of metal. wood. plastics and bamboo furnitureother than baby walker                        | 0                    | 0             | 530                  | 192           |
| 94039990 | Parts of metal. wood. plastics and bamboo furnitureother than baby walker                        | 15                   | 14            | 15                   | 14            |
| 94051992 | Oth fluorescent lamps and lighting fittingsoth than for operating rooms                          | 37.356               | 7.452         | 37.356               | 7.452         |
| 94054120 | Other lighting fittings  | 1.940                | 387           | 1.940                | 387           |
| 94059140 | Parts of globes and chimneys   | 105                  | 3             | 105                  | 3             |
| 94059940 | Parts for searchlights or spotlightsoth than of glass & plastics                                 | 0                    | 0             | 7.621                | 2.379         |
| 94059950 | Parts of lamp made of ceramics or metal  | 6                    | 1             | 6                    | 1             |
| 94059990 | Other parts of lamp not made of ceramics. metal. glass. orplastics                               | 0                    | 0             | 597                  | 4             |
| 94069011 | Greenhouses of non-wood. fitted with mechanical orthermal equipment made of iron or steel        | 2.125.137            | 1.205.077     | 2.125.137            | 1.205.077     |
| 94069030 | Prefabricated buildings of non-wood. fitted withmechanical or thermal equipment of iron or steel | 22.864               | 18.270        | 225.044              | 129.619       |
| 95089000 | Roundabouts.swings.shooting galleries& oth fairgroundamusement;trave                             | 0                    | 0             | 38.760               | 5.387         |

| HS           | Uraian Komoditi   | Triwulan II/2022   |                    | Kumulatif          |                    |
|--------------|---|--------------------|--------------------|--------------------|--------------------|
|              |   | Nilai CIF (US \$)  | Berat (kg)         | Nilai CIF (US \$)  | Berat (kg)         |
| (1)          | (2)   | (3)                | (4)                | (5)                | (6)                |
|              | theatres  |                    |                    |                    |                    |
| 96033000     | Artists' brushes.writing brush &similar brushes for the application of cosmetic | 0                  | 0                  | 14                 | 3                  |
| 96034000     | Paint.distemper. varnish/similar brushes oth than 9603.30;Paint pads & rollers  | 573                | 72                 | 928                | 110                |
| 96039040     | Other brushes. other than tooth brush. hair brush. shavingbrush                 | 142                | 35                 | 142                | 35                 |
| 96039090     | Mops and feather dusters; squeegees (oth than rollersqueegees)                  | 70                 | 42                 | 70                 | 42                 |
| 96099099     | Pastels. drawing charcoals. tailors' cha and other pencils                      | 707                | 363                | 707                | 363                |
| 96170010     | Vacuum flasks and other vacuum vessels  | 0                  | 0                  | 4.538              | 4.798              |
| <b>Total</b> |   | <b>299.802.407</b> | <b>432.090.846</b> | <b>529.424.058</b> | <b>815.833.786</b> |

## Lampiran 12. Impor Sulawesi Selatan Menurut Golongan Barang SITC

| SITC  | Uraian Golongan Barang (SITC)              | Triwulan II /2022 |             | Kumulatif         |             |
|-------|--|-------------------|-------------|-------------------|-------------|
|       |  | Nilai CIF (US \$) | Berat (kg)  | Nilai CIF (US \$) | Berat (kg)  |
| (1)   | (2)  | (3)               | (4)         | (5)               | (6)         |
| 03440 | Ikan Segar. Dingin atau Beku               | 0                 | 0           | 157.438           | 16.332      |
| 03611 | Udang. Kerang dan Sejenisnya. Segar/Dingin | 127.813           | 12.880      | 127.813           | 12.880      |
| 03619 | Udang. Kerang dan Sejenisnya. Segar/Dingin | 471.750           | 74.000      | 1.159.125         | 185.000     |
| 03637 | Udang. Kerang dan Sejenisnya. Segar/Dingin | 744.650           | 85.590      | 744.650           | 85.590      |
| 03721 | Olahan Ikan. Udang dan Kerang              | 340.332           | 37.365      | 340.332           | 37.365      |
| 04120 | Biji Gandum dan Meslin                     | 51.183.820        | 128.464.000 | 89.789.738        | 226.882.720 |
| 05452 | Sayur-sayuran Segar. Dingin                | 375.985           | 435.000     | 610.052           | 696.000     |
| 05661 | Sayur-Sayuran Diawetkan                    | 22.526            | 22.680      | 22.526            | 22.680      |
| 05773 | Buah-buahan. Segar. atau Dikeringkan       | 1.589.679         | 1.157.111   | 3.328.622         | 1.490.507   |
| 05796 | Buah-buahan. Segar. atau Dikeringkan       | 0                 | 0           | 119.948           | 112.500     |
| 06111 | Gula. Tetes dan Madu                       | 31.801.400        | 66.000.000  | 82.951.520        | 174.000.000 |
| 06129 | Gula. Tetes dan Madu                       | 0                 | 0           | 12.804.000        | 22.000.000  |
| 06196 | Gula. Tetes dan Madu                       | 106.135           | 312.540     | 282.620           | 817.800     |

| SITC  | Uraian Golongan Barang (SITC)                  | Triwulan II /2022 |            | Kumulatif         |             |
|-------|--|-------------------|------------|-------------------|-------------|
|       |  | Nilai CIF (US \$) | Berat (kg) | Nilai CIF (US \$) | Berat (kg)  |
| (1)   | (2)  | (3)               | (4)        | (5)               | (6)         |
| 06199 | Gula. Tetes dan Madu                           | 24.050            | 26.000     | 24.050            | 26.000      |
| 07210 | Coklat   | 6.485.209         | 1.952.852  | 13.374.602        | 3.953.329   |
| 08123 | Makanan Ternak                                 | 22.424            | 37.500     | 56.552            | 93.750      |
| 08131 | Makanan Ternak                                 | 40.414.489        | 67.133.000 | 64.438.436        | 114.386.000 |
| 08141 | Makanan Ternak                                 | 1.976.473         | 2.808.903  | 4.105.201         | 6.248.203   |
| 08151 | Makanan Ternak                                 | 1.088.390         | 1.324.699  | 2.275.492         | 2.766.980   |
| 08153 | Makanan Ternak                                 | 833.995           | 2.074.788  | 1.269.978         | 3.177.354   |
| 08199 | Makanan Ternak                                 | 221.006           | 131.450    | 221.006           | 131.450     |
| 09860 | Hasil Olahan yang Dapat Dimakan. Tds.          | 49.030            | 17.320     | 49.030            | 17.320      |
| 09899 | Hasil Olahan yang Dapat Dimakan. Tds.          | 20.919            | 15.202     | 20.919            | 15.202      |
| 27323 | Batu. Pasir dan kerikil                        | 429.875           | 9.500.000  | 876.125           | 20.000.000  |
| 27324 | Batu. Pasir dan kerikil                        | 9.372             | 20.000     | 9.372             | 20.000      |
| 27829 | Bahan Mineral Lainnya                          | 15.335            | 10.000     | 15.335            | 10.000      |
| 27830 | Bahan Mineral Lainnya                          | 29.700            | 135.000    | 59.400            | 270.000     |
| 27851 | Bahan Mineral Lainnya                          | 0                 | 0          | 528               | 108         |
| 28233 | Sisa-sisa Besi Baja                            | 56.303            | 200.000    | 56.303            | 200.000     |
| 29296 | Bahan Mentah Berasal Dari Tumbuh-tumbuhan      | 665.331           | 36.200     | 1.176.891         | 109.800     |
| 29299 | Bahan Mentah Berasal Dari Tumbuh-tumbuhan      | 183.037           | 194.705    | 183.037           | 194.705     |
| 32500 | Briket. Kokos dan Batubara Muda                | 3.723.625         | 18.568.280 | 3.977.552         | 19.022.440  |
| 33460 | Hasil-hasil Minyak Bumi                        | 105.573.933       | 91.421.072 | 119.785.503       | 104.192.867 |
| 33541 | Sisa Hasil Minyak Bumi                         | 3.054.442         | 4.811.000  | 6.995.337         | 13.291.987  |
| 51138 | Hidrokarbon Tds. Halogenasi. Sulfonasi dan N   | 58.650            | 46.920     | 58.650            | 46.920      |
| 51379 | Asam Polikarboksil dan Anhidranya              | 26.550            | 15.000     | 26.550            | 15.000      |
| 51391 | Asam Polikarboksil dan Anhidranya              | 27.302            | 14.600     | 137.892           | 64.600      |
| 51464 | Persenyawaan Berfungsi Nitrogen                | 0                 | 0          | 119.850           | 85.000      |
| 51467 | Persenyawaan Berfungsi Nitrogen                | 0                 | 0          | 42.460            | 22.000      |
| 51481 | Persenyawaan Berfungsi Nitrogen                | 107.640           | 72.000     | 187.295           | 119.000     |
| 51544 | Persenyawaan Organo-Inorganik dan Heterosiklik | 491.800           | 160.000    | 1.540.060         | 540.000     |
| 51549 | Persenyawaan Organo-Inorganik dan Heterosiklik | 50.000            | 20.000     | 99.800            | 40.000      |
| 51691 | Kimia Organik Lainnya                          | 177.900           | 19.440     | 177.900           | 19.440      |
| 52210 | Unsur Kimia. Halida. Oksida dan                | 0                 | 0          | 30.671            | 114.096     |

| SITC  | Uraian Golongan Barang (SITC)                  | Triwulan II /2022 |            | Kumulatif         |            |
|-------|--|-------------------|------------|-------------------|------------|
|       |  | Nilai CIF (US \$) | Berat (kg) | Nilai CIF (US \$) | Berat (kg) |
| (1)   | (2)  | (3)               | (4)        | (5)               | (6)        |
|       | Garam-garamnya                                 |                   |            |                   |            |
| 52226 | Unsur Kimia. Halida. Oksida dan Garam-garamnya | 0                 | 0          | 12.325.500        | 33.000.000 |
| 52237 | Unsur Kimia. Halida. Oksida dan Garam-garamnya | 0                 | 0          | 3.396             | 139        |
| 52262 | Unsur Kimia. Halida. Oksida dan Garam-garamnya | 0                 | 0          | 1.176.760         | 1.820.000  |
| 52322 | Garam Logam dan Peroksida dari Asam Anorganik  | 0                 | 0          | 39.248            | 88.000     |
| 52329 | Garam Logam dan Peroksida dari Asam Anorganik  | 61.108            | 149.000    | 120.306           | 271.000    |
| 52363 | Garam Logam dan Peroksida dari Asam Anorganik  | 212.500           | 250.000    | 640.342           | 763.000    |
| 52373 | Garam Logam dan Peroksida dari Asam Anorganik  | 129.610           | 407.500    | 227.610           | 757.500    |
| 52379 | Garam Logam dan Peroksida dari Asam Anorganik  | 0                 | 0          | 23                | 5          |
| 53117 | Bahan Pewarna Sintetis                         | 0                 | 0          | 67.600            | 9.200      |
| 53342 | Bahan Pewarna Lainnya                          | 21.637            | 1.521      | 21.797            | 1.545      |
| 53354 | Bahan Pewarna Lainnya                          | 0                 | 0          | 52.007            | 57.738     |
| 54219 | Obat-obatan (Termasuk Obat Hewan)              | 199.500           | 75.000     | 199.500           | 75.000     |
| 55149 | Minyak Atsiri dan Bahan Wangi-wangian          | 25.637            | 6.315      | 57.571            | 13.641     |
| 55421 | Sabun dan Bahan Pembersih Lainnya              | 0                 | 0          | 11.310            | 4.670      |
| 55423 | Sabun dan Bahan Pembersih Lainnya              | 0                 | 0          | 16.378            | 6.997      |
| 55435 | Sabun dan Bahan Pembersih Lainnya              | 0                 | 0          | 2.741             | 8.000      |
| 57112 | Polimer Dari Etilena. Bentuk Awal              | 137.592           | 90.000     | 377.784           | 270.000    |
| 57433 | Poliacetal. Kecuali Polieter dan Damar Epoksid | 160.776           | 132.000    | 160.776           | 132.000    |
| 57559 | Bahan Plastik Lainnya. Dalam Bentuk Awal       | 74.027            | 22.588     | 253.556           | 218.668    |
| 57595 | Bahan Plastik Lainnya. Dalam Bentuk Awal       | 0                 | 0          | 27.250            | 5.000      |
| 58120 | Tabung. Pipa dan Selang dari Bahan Plastik     | 754.835           | 347.223    | 792.727           | 366.694    |
| 58130 | Tabung. Pipa dan Selang dari Bahan Plastik     | 612               | 258        | 612               | 258        |
| 58140 | Tabung. Pipa dan Selang dari Bahan Plastik     | 10.490            | 2.081      | 11.532            | 2.165      |
| 58160 | Tabung. Pipa dan Selang dari Bahan Plastik     | 4.706             | 167        | 16.973            | 3.532      |
| 58170 | Tabung. Pipa dan Selang dari                   | 16.611            | 6.993      | 18.708            | 7.931      |

| SITC  | Uraian Golongan Barang (SITC)               | Triwulan II /2022 |            | Kumulatif         |            |
|-------|---|-------------------|------------|-------------------|------------|
|       |   | Nilai CIF (US \$) | Berat (kg) | Nilai CIF (US \$) | Berat (kg) |
| (1)   | (2)   | (3)               | (4)        | (5)               | (6)        |
|       | Bahan Plastik                               |                   |            |                   |            |
| 58211 | Pelat. Lembaran. Film dan Foil Dari Plastik | 0                 |            | 8.994             | 369        |
| 58219 | Pelat. Lembaran. Film dan Foil Dari Plastik | 179               | 13         | 2.175             | 257        |
| 58221 | Pelat. Lembaran. Film dan Foil Dari Plastik | 2.533             | 372        | 81.275            | 64.476     |
| 58222 | Pelat. Lembaran. Film dan Foil Dari Plastik | 0                 | 0          | 7.263             | 599        |
| 58224 | Pelat. Lembaran. Film dan Foil Dari Plastik | 0                 | 0          | 1.313             | 271        |
| 58226 | Pelat. Lembaran. Film dan Foil Dari Plastik | 0                 | 0          | 6.193             | 1.683      |
| 58291 | Pelat. Lembaran. Film dan Foil Dari Plastik | 900               | 984        | 900               | 984        |
| 58299 | Pelat. Lembaran. Film dan Foil Dari Plastik | 115.438           | 49.235     | 115.438           | 49.235     |
| 58390 | Bahan Plastik Dalam Bentuk Monofil          | 0                 |            | 2.116             | 394        |
| 59120 | Obat Pembasmi Kuman. Serangga. Cendawan. Ds | 65.234            | 50.000     | 163.149           | 125.000    |
| 59140 | Obat Pembasmi Kuman. Serangga. Cendawan. Ds | 115.920           | 72.000     | 200.880           | 126.000    |
| 59213 | Patih. Inulin. Glutan Gandum                | 102.060           | 126.000    | 177.660           | 231.000    |
| 59225 | Patih. Inulin. Glutan Gandum                | 876               | 178        | 876               | 178        |
| 59226 | Patih. Inulin. Glutan Gandum                | 10.620            | 18.000     | 10.620            | 18.000     |
| 59227 | Patih. Inulin. Glutan Gandum                | 95                | 17         | 95                | 17         |
| 59229 | Patih. Inulin. Glutan Gandum                | 100.169           | 35.131     | 122.500           | 48.930     |
| 59774 | Hasil Tambahan Dari Olahan Minyak Mineral   | 23.608            | 101.700    | 23.608            | 101.700    |
| 59861 | Bahan Kimia Lainnya. Tds                    | 682.419           | 829.265    | 1.992.132         | 2.375.875  |
| 59867 | Bahan Kimia Lainnya. Tds                    | 8.027             | 1.633      | 8.027             | 1.633      |
| 59869 | Bahan Kimia Lainnya. Tds                    | 0                 |            | 42                | 7          |
| 59899 | Bahan Kimia Lainnya. Tds                    | 31.357            | 23.709     | 53.111            | 67.062     |
| 61290 | Barang-barang Kulit                         | 6                 | 4          | 6                 | 4          |
| 62129 | Bahan-bahan Dari Karet                      | 623               | 37         | 874               | 48         |
| 62141 | Bahan-bahan Dari Karet                      | 1.050             | 322        | 2.984             | 719        |
| 62142 | Bahan-bahan Dari Karet                      | 4.135             | 221        | 7.672             | 1.139      |
| 62143 | Bahan-bahan Dari Karet                      | 603               | 92         | 603               | 92         |
| 62144 | Bahan-bahan Dari Karet                      | 3.443             | 808        | 4.629             | 1.008      |
| 62145 | Bahan-bahan Dari Karet                      | 13.481            | 1.979      | 29.368            | 2.856      |
| 62510 | Ban Luar dan Dalam. untuk Segala Jenis Roda | 13.020            | 5.763      | 122.759           | 42.548     |
| 62520 | Ban Luar dan Dalam. untuk                   | 26.154            | 11.576     | 214.934           | 69.387     |

| SITC  | Uraian Golongan Barang (SITC)                | Triwulan II /2022 |            | Kumulatif         |            |
|-------|--|-------------------|------------|-------------------|------------|
|       |  | Nilai CIF (US \$) | Berat (kg) | Nilai CIF (US \$) | Berat (kg) |
| (1)   | (2)  | (3)               | (4)        | (5)               | (6)        |
|       | Segala Jenis Roda                            |                   |            |                   |            |
| 62551 | Ban Luar dan Dalam. untuk Segala Jenis Roda  | 2.230             | 522        | 27.846            | 8.449      |
| 62591 | Ban Luar dan Dalam. untuk Segala Jenis Roda  | 0                 | 0          | 23.248            | 7.323      |
| 62592 | Ban Luar dan Dalam. untuk Segala Jenis Roda  | 48.175            | 17.680     | 48.175            | 17.680     |
| 62593 | Ban Luar dan Dalam. untuk Segala Jenis Roda  | 13.403            | 2.500      | 13.403            | 2.500      |
| 62594 | Ban Luar dan Dalam. untuk Segala Jenis Roda  | 21.036            | 4.515      | 45.443            | 11.394     |
| 62921 | Barang-barang Karet. Tds                     | 269.969           | 104.366    | 488.201           | 163.151    |
| 62922 | Barang-barang Karet. Tds                     | 56.685            | 13.665     | 64.945            | 14.659     |
| 62991 | Barang-barang Karet. Tds                     | 1.939             | 1.115      | 1.939             | 1.115      |
| 62999 | Barang-barang Karet. Tds                     | 15.229            | 1.930      | 29.849            | 4.443      |
| 63412 | Plywood. Tripleks . dsb                      | 18.824            | 1.325      | 34.603            | 2.023      |
| 64124 | Kertas dan Kertas Karton                     | 0                 | 0          | 5.159             | 228        |
| 64129 | Kertas dan Kertas Karton                     | 1.434             | 101        | 4.417             | 233        |
| 64142 | Kertas dan Kertas Karton                     | 862.600           | 826.104    | 1.137.769         | 1.125.347  |
| 64211 | Barang-barang Kertas Lainnya                 | 18.000            | 2.558      | 18.668            | 2.843      |
| 64212 | Barang-barang Kertas Lainnya                 | 0                 | 0          | 2.321             | 1.753      |
| 64213 | Barang-barang Kertas Lainnya                 | 34.838            | 11.913     | 62.993            | 23.174     |
| 64245 | Barang-barang Kertas Lainnya                 | 0                 | 0          | 27.414            | 2.160      |
| 64291 | Barang-barang Kertas Lainnya                 | 805               | 310        | 1.712             | 580        |
| 64299 | Barang-barang Kertas Lainnya                 | 0                 | 0          | 47                | 30         |
| 65162 | Benang Tekstil                               | 0                 | 0          | 50                | 26         |
| 65222 | Kain Tenunan. Kapas                          | 0                 | 0          | 2.058             | 410        |
| 65314 | Kain Tenunan dari Serat Buatan               | 16.796            | 4.304      | 16.796            | 4.304      |
| 65419 | Kain Tenunan Lainnya                         | 894               | 63         | 894               | 63         |
| 65720 | Benang dan Kain Tekstil Khusus dan Produknya | 48                | 6          | 48                | 6          |
| 65733 | Benang dan Kain Tekstil Khusus dan Produknya | 1.103             | 248        | 3.870             | 1.627      |
| 65751 | Benang dan Kain Tekstil Khusus dan Produknya | 0                 | 0          | 6.776             | 540        |
| 65759 | Benang dan Kain Tekstil Khusus dan Produknya | 753               | 80         | 753               | 80         |
| 65773 | Benang dan Kain Tekstil Khusus dan Produknya | 32.682            | 7.160      | 187.379           | 27.824     |
| 65781 | Benang dan Kain Tekstil Khusus dan Produknya | 0                 | 0          | 15                | 1          |
| 65791 | Benang dan Kain Tekstil Khusus dan Produknya | 0                 | 0          | 757               | 194        |



| SITC  | Uraian Golongan Barang (SITC)                 | Triwulan II /2022 |            | Kumulatif         |            |
|-------|---|-------------------|------------|-------------------|------------|
|       |   | Nilai CIF (US \$) | Berat (kg) | Nilai CIF (US \$) | Berat (kg) |
| (1)   | (2)   | (3)               | (4)        | (5)               | (6)        |
| 65792 | Benang dan Kain Tekstil Khusus dan Produknya  | 0                 | 0          | 9.100             | 5.207      |
| 65811 | Barang Tekstil Jadi Lainnya                   | 0                 | 0          | 250.096           | 197.472    |
| 65813 | Barang Tekstil Jadi Lainnya                   | 192.141           | 70.554     | 447.890           | 156.029    |
| 65822 | Barang Tekstil Jadi Lainnya                   | 91.494            | 47.806     | 236.711           | 115.031    |
| 65893 | Barang Tekstil Jadi Lainnya                   | 679               | 60         | 679               | 60         |
| 66136 | Semen. Kapur dan Bahan Bangunan Buatan Pabrik | 39.228            | 50.500     | 73.101            | 101.357    |
| 66183 | Semen. Kapur dan Bahan Bangunan Buatan Pabrik | 16.886            | 15.000     | 16.886            | 15.000     |
| 66232 | Barang Konstruksi                             | 396.270           | 1.034.680  | 2.229.583         | 3.293.210  |
| 66233 | Barang Konstruksi                             | 1.210.671         | 3.145.275  | 2.020.922         | 4.510.266  |
| 66244 | Barang Konstruksi                             | 2.815.218         | 12.089.588 | 4.942.382         | 21.299.152 |
| 66245 | Barang Konstruksi                             | 739.536           | 3.196.052  | 1.091.830         | 4.786.317  |
| 66312 | Hasil Industri dari Bahan Mineral             | 17.143            | 9.800      | 18.907            | 10.326     |
| 66322 | Hasil Industri dari Bahan Mineral             | 0                 | 0          | 12.699            | 2.326      |
| 66329 | Hasil Industri dari Bahan Mineral             | 1.431             | 101        | 4.890             | 1.353      |
| 66335 | Hasil Industri dari Bahan Mineral             | 0                 | 0          | 10.740            | 990        |
| 66353 | Hasil Industri dari Bahan Mineral             | 13.039            | 890        | 17.451            | 2.775      |
| 66370 | Hasil Industri dari Bahan Mineral             | 17.696            | 33.314     | 17.696            | 33.314     |
| 66381 | Hasil Industri dari Bahan Mineral             | 308               | 240        | 14.373            | 4.616      |
| 66382 | Hasil Industri dari Bahan Mineral             | 5.679             | 1.000      | 6.152             | 1.146      |
| 66391 | Hasil Industri dari Bahan Mineral             | 0                 | 0          | 1.046             | 320        |
| 66441 | Kaca/Gelas                                    | 319.660           | 771.384    | 319.660           | 771.384    |
| 66481 | Kaca/Gelas                                    | 314               | 33         | 314               | 33         |
| 66495 | Kaca/Gelas                                    | 6.553             | 751        | 6.553             | 751        |
| 66510 | Barang-barang Kaca                            | 35.196            | 60.199     | 60.233            | 104.415    |
| 66529 | Barang-barang Kaca                            | 45                | 43         | 45                | 43         |
| 66591 | Barang-barang Kaca                            | 843               | 100        | 987               | 109        |
| 66599 | Barang-barang Kaca                            | 0                 | 0          | 192               | 46         |
| 66611 | Barang Porselin dan Pecah Belah Lainnya       | 11.847            | 20.311     | 11.847            | 20.311     |
| 67245 | Ingot Besi Baja                               | 1.620             | 240        | 1.620             | 240        |
| 67270 | Ingot Besi Baja                               | 0                 | 0          | 32.563            | 33.911     |
| 67321 | Besi Lembaran. Tidak Disepuh                  | 0                 | 0          | 37.627            | 50.659     |
| 67324 | Besi Lembaran. Tidak Disepuh                  | 92.554            | 100.535    | 151.648           | 127.983    |
| 67346 | Besi Lembaran. Tidak Disepuh                  | 0                 | 0          | 2.779             | 836        |
| 67431 | Besi Lembaran. Disepuh                        | 0                 | 0          | 22.293            | 24.462     |
| 67441 | Besi Lembaran. Disepuh                        | 0                 | 0          | 29.493            | 36.380     |
| 67444 | Besi Lembaran. Disepuh                        | 0                 | 0          | 6.528             | 264        |

| SITC  | Uraian Golongan Barang (SITC)              | Triwulan II /2022 |            | Kumulatif         |            |
|-------|--|-------------------|------------|-------------------|------------|
|       |  | Nilai CIF (US \$) | Berat (kg) | Nilai CIF (US \$) | Berat (kg) |
| (1)   | (2)  | (3)               | (4)        | (5)               | (6)        |
| 67553 | Lembaran Dari Paduan Baja                  | 13.935            | 3.541      | 13.935            | 3.541      |
| 67621 | Batang. kawat. Dari Besi Dan Baja          | 689               | 500        | 689               | 500        |
| 67634 | Batang. kawat. Dari Besi Dan Baja          | 77.743            | 25.608     | 161.188           | 50.729     |
| 67643 | Batang. kawat. Dari Besi Dan Baja          | 27.864            | 34.694     | 28.721            | 35.714     |
| 67681 | Batang. kawat. Dari Besi Dan Baja          | 17.572            | 22.200     | 17.572            | 22.200     |
| 67682 | Batang. kawat. Dari Besi Dan Baja          | 40.245            | 49.800     | 67.124            | 80.947     |
| 67683 | Batang. kawat. Dari Besi Dan Baja          | 27.531            | 31.310     | 27.531            | 31.310     |
| 67701 | Rel-rel dan Perlengkapannya dari Besi/Baja | 28.126            | 29.850     | 28.126            | 29.850     |
| 67709 | Rel-rel dan Perlengkapannya dari Besi/Baja | 2.972             | 202        | 2.972             | 202        |
| 67815 | Kawat Dari Besi atau Baja                  | 24.468            | 11.792     | 78.555            | 39.738     |
| 67819 | Kawat Dari Besi atau Baja                  | 0                 | 0          | 1.776             | 1.812      |
| 67821 | Kawat Dari Besi atau Baja                  | 2.185             | 195        | 2.185             | 195        |
| 67911 | Pipa dan Tabung Besi atau Baja             | 0                 | 0          | 25.083            | 26.361     |
| 67912 | Pipa dan Tabung Besi atau Baja             | 38.179            | 8.470      | 38.581            | 8.567      |
| 67914 | Pipa dan Tabung Besi atau Baja             | 0                 | 0          | 3.401             | 3.830      |
| 67917 | Pipa dan Tabung Besi atau Baja             | 0                 | 0          | 475               | 97         |
| 67933 | Pipa dan Tabung Besi atau Baja             | 58.403            | 69.700     | 58.403            | 69.700     |
| 67943 | Pipa dan Tabung Besi atau Baja             | 100.396           | 57.674     | 161.774           | 114.135    |
| 67944 | Pipa dan Tabung Besi atau Baja             | 24.906            | 25.800     | 41.140            | 42.340     |
| 67951 | Pipa dan Tabung Besi atau Baja             | 131               | 210        | 131               | 210        |
| 67952 | Pipa dan Tabung Besi atau Baja             | 0                 | 0          | 5.871             | 6.358      |
| 67953 | Pipa dan Tabung Besi atau Baja             | 6.570             | 1.052      | 14.054            | 2.071      |
| 67954 | Pipa dan Tabung Besi atau Baja             | 323               | 30         | 323               | 30         |
| 67956 | Pipa dan Tabung Besi atau Baja             | 2.858             | 581        | 17.862            | 2.787      |
| 67959 | Pipa dan Tabung Besi atau Baja             | 2.036             | 393        | 8.418             | 2.101      |
| 68212 | Barang-barang Tembaga                      | 30                | 18         | 30                | 18         |
| 68231 | Barang-barang Tembaga                      | 0                 | 0          | 6.631             | 2.833      |
| 68251 | Barang-barang Tembaga                      | 29.830            | 2.469      | 29.830            | 2.469      |
| 68252 | Barang-barang Tembaga                      | 19.800            | 1.335      | 19.800            | 1.335      |
| 68271 | Barang-barang Tembaga                      | 44.417            | 18.803     | 134.422           | 54.661     |
| 68272 | Barang-barang Tembaga                      | 560               | 297        | 3.520             | 1.097      |
| 68412 | Barang-barang Alumunium                    | 145.873           | 112.210    | 294.554           | 224.000    |
| 68423 | Barang-barang Alumunium                    | 333.154           | 280.892    | 1.372.826         | 826.450    |
| 68915 | Barang-barang Dari Logam                   | 6.930             | 3.000      | 6.930             | 3.000      |

| SITC  | Uraian Golongan Barang (SITC)                | Triwulan II /2022 |            | Kumulatif         |            |
|-------|--|-------------------|------------|-------------------|------------|
|       |  | Nilai CIF (US \$) | Berat (kg) | Nilai CIF (US \$) | Berat (kg) |
| (1)   | (2)  | (3)               | (4)        | (5)               | (6)        |
|       | Lainnya                                      |                   |            |                   |            |
| 69119 | Bangunan dan Bagian Bangunan                 | 58.134            | 48.398     | 103.522           | 90.077     |
| 69121 | Bangunan dan Bagian Bangunan                 | 5.139             | 6.399      | 53.543            | 32.628     |
| 69129 | Bangunan dan Bagian Bangunan                 | 1.383             | 617        | 15.302            | 17.977     |
| 69211 | Tangki Untuk Penyimpanan/Pengangkutan Barang | 2.682             | 305        | 22.302            | 5.061      |
| 69241 | Tangki Untuk Penyimpanan/Pengangkutan Barang | 97.168            | 13.109     | 268.916           | 38.610     |
| 69242 | Tangki Untuk Penyimpanan/Pengangkutan Barang | 0                 | 0          | 15.000            | 1.885      |
| 69243 | Tangki Untuk Penyimpanan/Pengangkutan Barang | 67.656            | 10.265     | 98.504            | 23.343     |
| 69311 | Kawat dan produk Ikutannya                   | 20.422            | 2.485      | 29.346            | 6.831      |
| 69350 | Kawat dan produk Ikutannya                   | 16.141            | 3.006      | 31.404            | 8.292      |
| 69421 | Paku. Mur. Baut dan Semacamnya               | 55.033            | 4.618      | 85.171            | 8.100      |
| 69422 | Paku. Mur. Baut dan Semacamnya               | 3.610             | 417        | 69.252            | 26.468     |
| 69431 | Paku. Mur. Baut dan Semacamnya               | 182               | 13         | 182               | 13         |
| 69433 | Paku. Mur. Baut dan Semacamnya               | 6                 | 1          | 2.926             | 1.094      |
| 69510 | Perkakas Pertukangan Tangan                  | 0                 | 0          | 567               | 191        |
| 69521 | Perkakas Pertukangan Tangan                  | 0                 | 0          | 874               | 272        |
| 69522 | Perkakas Pertukangan Tangan                  | 0                 | 0          | 8.391             | 1.547      |
| 69523 | Perkakas Pertukangan Tangan                  | 2.723             | 1.023      | 30.851            | 9.481      |
| 69530 | Perkakas Pertukangan Tangan                  | 2.267             | 753        | 66.828            | 17.139     |
| 69541 | Perkakas Pertukangan Tangan                  | 1.059             | 189        | 1.059             | 189        |
| 69542 | Perkakas Pertukangan Tangan                  | 4.888             | 2.755      | 7.108             | 3.362      |
| 69544 | Perkakas Pertukangan Tangan                  | 12                | 2          | 244               | 54         |
| 69545 | Perkakas Pertukangan Tangan                  | 0                 | 0          | 457               | 103        |
| 69546 | Perkakas Pertukangan Tangan                  | 15.300            | 5.913      | 44.741            | 16.388     |
| 69547 | Perkakas Pertukangan Tangan                  | 776               | 109        | 776               | 109        |
| 69549 | Perkakas Pertukangan Tangan                  | 0                 | 0          | 708               | 208        |
| 69552 | Perkakas Pertukangan Tangan                  | 0                 | 0          | 628               | 212        |
| 69553 | Perkakas Pertukangan Tangan                  | 0                 | 0          | 23.329            | 6.085      |
| 69555 | Perkakas Pertukangan Tangan                  | 216               | 38         | 688               | 78         |
| 69559 | Perkakas Pertukangan Tangan                  | 3.060             | 1.157      | 3.060             | 1.157      |
| 69561 | Perkakas Pertukangan Tangan                  | 14.483            | 1.839      | 52.060            | 7.233      |

| SITC  | Uraian Golongan Barang (SITC)            | Triwulan II /2022 |            | Kumulatif         |            |
|-------|--|-------------------|------------|-------------------|------------|
|       |  | Nilai CIF (US \$) | Berat (kg) | Nilai CIF (US \$) | Berat (kg) |
| (1)   | (2)                                      | (3)               | (4)        | (5)               | (6)        |
| 69563 | Perkakas Pertukangan Tangan              | 38                | 2          | 8.476             | 545        |
| 69564 | Perkakas Pertukangan Tangan              | 6.059             | 2.635      | 44.051            | 13.373     |
| 69680 | Pisau dan Alat Potongan Lainnya          | 90                | 54         | 1.580             | 557        |
| 69743 | Perabotan Rumah Tangga dari Logam Basa   | 0                 | 0          | 6.429             | 10.920     |
| 69752 | Perabotan Rumah Tangga dari Logam Basa   | 13                | 1          | 13                | 1          |
| 69911 | Produk Logam Tidak Mulia. Lainnya        | 469               | 63         | 7.019             | 1.134      |
| 69914 | Produk Logam Tidak Mulia. Lainnya        | 0                 | 0          | 3.848             | 1.644      |
| 69915 | Produk Logam Tidak Mulia. Lainnya        | 10                | 2          | 10                | 2          |
| 69916 | Produk Logam Tidak Mulia. Lainnya        | 3.992             | 147        | 25.097            | 575        |
| 69922 | Produk Logam Tidak Mulia. Lainnya        | 18.341            | 2.689      | 18.341            | 2.689      |
| 69933 | Produk Logam Tidak Mulia. Lainnya        | 2.644             | 148        | 2.797             | 173        |
| 69940 | Produk Logam Tidak Mulia. Lainnya        | 2.862             | 183        | 4.466             | 331        |
| 69951 | Produk Logam Tidak Mulia. Lainnya        | 3.595             | 801        | 10.006            | 988        |
| 69953 | Produk Logam Tidak Mulia. Lainnya        | 22.278            | 3.084      | 57.963            | 8.429      |
| 69955 | Produk Logam Tidak Mulia. Lainnya        | 133.711           | 84.242     | 200.270           | 121.682    |
| 69961 | Produk Logam Tidak Mulia. Lainnya        | 0                 | 0          | 50.303            | 827        |
| 69962 | Produk Logam Tidak Mulia. Lainnya        | 4.114             | 105        | 11.114            | 6.535      |
| 69963 | Produk Logam Tidak Mulia. Lainnya        | 0                 | 0          | 1.446.743         | 1.379.066  |
| 69965 | Produk Logam Tidak Mulia. Lainnya        | 1.479             | 79         | 1.479             | 79         |
| 69967 | Produk Logam Tidak Mulia. Lainnya        | 0                 | 0          | 674               | 11         |
| 69969 | Produk Logam Tidak Mulia. Lainnya        | 53                | 6          | 241.287           | 252.475    |
| 69973 | Produk Logam Tidak Mulia. Lainnya        | 0                 | 0          | 9.707             | 1.571      |
| 69977 | Produk Logam Tidak Mulia. Lainnya        | 30.632            | 19.880     | 30.632            | 19.880     |
| 69979 | Produk Logam Tidak Mulia. Lainnya        | 0                 | 0          | 37.677            | 6.188      |
| 71111 | Ket.Uap Air & Ket.Uap Lainnya Utk.Mb.Vap | 53.819            | 10.000     | 53.819            | 10.000     |

| SITC  | Uraian Golongan Barang (SITC)             | Triwulan II /2022 |            | Kumulatif         |            |
|-------|---|-------------------|------------|-------------------|------------|
|       |   | Nilai CIF (US \$) | Berat (kg) | Nilai CIF (US \$) | Berat (kg) |
| (1)   | (2)                                       | (3)               | (4)        | (5)               | (6)        |
| 71121 | Ket.Uap Air & Ket.Uap Lainnya Utk.Mb.Vap  | 33.100            | 7.745      | 33.692            | 7.866      |
| 71191 | Ket.Uap Air & Ket.Uap Lainnya Utk.Mb.Vap  | 31.743            | 6.230      | 35.372            | 6.743      |
| 71280 | Turbin Uap & Turbin Pembangkit Lainnya    | 0                 | 0          | 7.262             | 625        |
| 71382 | Mesin PistonPembakaran Dalam & Bagian     | 0                 | 0          | 18.238            | 4.710      |
| 71391 | Mesin PistonPembakaran Dalam & Bagian     | 0                 | 0          | 150               | 14         |
| 71392 | Mesin PistonPembakaran Dalam & Bagian     | 6.023             | 712        | 8.960             | 1.621      |
| 71499 | Mesin dan Motor Bukan Listrik. Bagian Tds | 462               | 31         | 462               | 31         |
| 71610 | Instalasi Pembangkit Listrik & Perlengk.  | 29.934            | 23.189     | 58.109            | 44.986     |
| 71620 | Instalasi Pembangkit Listrik & Perlengk.  | 11.500            | 728        | 12.371            | 1.168      |
| 71631 | Instalasi Pembangkit Listrik & Perlengk.  | 22.173            | 3.479      | 167.929           | 68.375     |
| 71632 | Instalasi Pembangkit Listrik & Perlengk.  | 42.200            | 4.100      | 42.200            | 4.100      |
| 71651 | Instalasi Pembangkit Listrik & Perlengk.  | 243               | 57         | 74.148            | 12.727     |
| 71690 | Instalasi Pembangkit Listrik & Perlengk.  | 506               | 74         | 4.529             | 565        |
| 71811 | Mesin Tenaga Lainnya dan Bagiannya        | 1.536.141         | 84.808     | 1.536.141         | 84.808     |
| 71819 | Mesin Tenaga Lainnya dan Bagiannya        | 90.382            | 10.607     | 90.382            | 10.607     |
| 71891 | Mesin Tenaga Lainnya dan Bagiannya        | 45.308            | 14.753     | 90.908            | 28.976     |
| 71892 | Mesin Tenaga Lainnya dan Bagiannya        | 231               | 16         | 1.218             | 107        |
| 71893 | Mesin Tenaga Lainnya dan Bagiannya        | 0                 | 0          | 41.999            | 1.924      |
| 71899 | Mesin Tenaga Lainnya dan Bagiannya        | 0                 | 0          | 6.500             | 2.027      |
| 72113 | Mesin Pertanian dan Perlengkapannya       | 0                 | 0          | 52.976            | 7.560      |
| 72122 | Mesin Pertanian dan Perlengkapannya       | 0                 | 0          | 1.994.562         | 254.988    |
| 72126 | Mesin Pertanian dan Perlengkapannya       | 38.000            | 92         | 38.000            | 92         |
| 72127 | Mesin Pertanian dan Perlengkapannya       | 0                 | 0          | 300               | 137        |
| 72129 | Mesin Pertanian dan Perlengkapannya       | 0                 | 0          | 337.336           | 63.784     |

| SITC  | Uraian Golongan Barang (SITC)           | Triwulan II /2022 |            | Kumulatif         |            |
|-------|---|-------------------|------------|-------------------|------------|
|       |   | Nilai CIF (US \$) | Berat (kg) | Nilai CIF (US \$) | Berat (kg) |
| (1)   | (2)                                     | (3)               | (4)        | (5)               | (6)        |
| 72196 | Mesin Pertanian dan Perlengkapannya     | 0                 | 0          | 61.631            | 5.433      |
| 72249 | Traktor                                 | 129.245           | 17.880     | 129.245           | 17.880     |
| 72321 | Mesin Bangunan dan Konstruksi Tds       | 0                 | 0          | 1.796.040         | 125.230    |
| 72322 | Mesin Bangunan dan Konstruksi Tds       | 0                 | 0          | 968.240           | 273.000    |
| 72345 | Mesin Bangunan dan Konstruksi Tds       | 0                 | 0          | 2.374             | 566        |
| 72347 | Mesin Bangunan dan Konstruksi Tds       | 0                 | 0          | 310.096           | 34.148     |
| 72348 | Mesin Bangunan dan Konstruksi Tds       | 89.094            | 9.323      | 134.326           | 16.638     |
| 72391 | Mesin Bangunan dan Konstruksi Tds       | 0                 |            | 43.178            | 3.100      |
| 72399 | Mesin Bangunan dan Konstruksi Tds       | 229.190           | 96.611     | 641.087           | 133.101    |
| 72435 | Mesin Utk Mengerjakan Tekstil dan Kulit | 0                 |            | 19.600            | 2.932      |
| 72439 | Mesin Utk Mengerjakan Tekstil dan Kulit | 19.305            | 270        | 19.305            | 270        |
| 72449 | Mesin Utk Mengerjakan Tekstil dan Kulit | 0                 | 0          | 64                | 27         |
| 72471 | Mesin Utk Mengerjakan Tekstil dan Kulit | 0                 | 0          | 12.710            | 2.036      |
| 72472 | Mesin Utk Mengerjakan Tekstil dan Kulit | 0                 | 0          | 1.877.584         | 802.112    |
| 72474 | Mesin Utk Mengerjakan Tekstil dan Kulit | 69.468            | 5.763      | 69.468            | 5.763      |
| 72491 | Mesin Utk Mengerjakan Tekstil dan Kulit | 7.780             | 4.941      | 8.840             | 5.718      |
| 72492 | Mesin Utk Mengerjakan Tekstil dan Kulit | 0                 | 0          | 294               | 43         |
| 72711 | Mesin Unt.Industri Pengolahan Makanan   | 21.300            | 4.926      | 142.110           | 54.841     |
| 72719 | Mesin Unt.Industri Pengolahan Makanan   | 9.220             | 4.690      | 19.470            | 8.867      |
| 72721 | Mesin Unt.Industri Pengolahan Makanan   | 0                 |            | 496.200           | 88.327     |
| 72722 | Mesin Unt.Industri Pengolahan Makanan   | 187               | 44         | 1.257.769         | 80.969     |
| 72729 | Mesin Unt.Industri Pengolahan Makanan   | 0                 | 0          | 224.647           | 6.482      |
| 72811 | Mesin Lainnya Untuk Industri Tertentu   | 0                 | 0          | 365               | 83         |
| 72812 | Mesin Lainnya Untuk Industri Tertentu   | 69.000            | 6.390      | 69.000            | 6.390      |
| 72831 | Mesin Lainnya Untuk Industri            | 190.858           | 22.066     | 590.858           | 38.445     |

| SITC  | Uraian Golongan Barang (SITC)              | Triwulan II /2022 |            | Kumulatif         |            |
|-------|--|-------------------|------------|-------------------|------------|
|       |  | Nilai CIF (US \$) | Berat (kg) | Nilai CIF (US \$) | Berat (kg) |
| (1)   | (2)  | (3)               | (4)        | (5)               | (6)        |
|       | Tertentu                                   |                   |            |                   |            |
| 72832 | Mesin Lainnya Untuk Industri Tertentu      | 4.604             | 472        | 229.349           | 65.552     |
| 72833 | Mesin Lainnya Untuk Industri Tertentu      | 234.164           | 121.364    | 234.342           | 121.419    |
| 72834 | Mesin Lainnya Untuk Industri Tertentu      | 539.342           | 92.092     | 697.902           | 157.734    |
| 72839 | Mesin Lainnya Untuk Industri Tertentu      | 0                 | 0          | 377.818           | 128.903    |
| 72842 | Mesin Lainnya Untuk Industri Tertentu      | 638.200           | 157.687    | 638.200           | 157.687    |
| 72846 | Mesin Lainnya Untuk Industri Tertentu      | 5.412             | 8.947      | 18.632            | 28.769     |
| 72849 | Mesin Lainnya Untuk Industri Tertentu      | 124.937           | 12.234     | 1.152.102         | 193.667    |
| 72855 | Mesin Lainnya Untuk Industri Tertentu      | 29.602            | 5.297      | 75.484            | 18.787     |
| 73114 | Mesin Perkakas. Bkja Pindahkan Barang Lain | 936               | 100        | 936               | 100        |
| 73165 | Mesin Perkakas. Bkja Pindahkan Barang Lain | 0                 |            | 2.099             | 232        |
| 73166 | Mesin Perkakas. Bkja Pindahkan Barang Lain | 931               | 66         | 931               | 66         |
| 73167 | Mesin Perkakas. Bkja Pindahkan Barang Lain | 0                 |            | 1.194             | 53         |
| 73169 | Mesin Perkakas. Bkja Pindahkan Barang Lain | 810               | 58         | 810               | 58         |
| 73177 | Mesin Perkakas. Bkja Pindahkan Barang Lain | 0                 | 0          | 1.234             | 385        |
| 73312 | Mesin Perkakas Untuk Logam                 | 50.500            | 12.600     | 50.750            | 12.678     |
| 73313 | Mesin Perkakas Untuk Logam                 | 0                 | 0          | 5.741             | 1.083      |
| 73395 | Mesin Perkakas Untuk Logam                 | 39.035            | 3.518      | 39.035            | 3.518      |
| 73591 | Bagian dan Perlengkapan Mesin Perkakas     | 0                 | 0          | 1.122             | 104        |
| 73711 | Mesin Untuk Mengerjakan Logam              | 35.000            | 27.843     | 35.000            | 27.843     |
| 73719 | Mesin Untuk Mengerjakan Logam              | 402.005           | 196.464    | 446.060           | 212.426    |
| 73731 | Mesin Untuk Mengerjakan Logam              | 1.000             | 178        | 1.000             | 178        |
| 73732 | Mesin Untuk Mengerjakan Logam              | 800               | 424        | 800               | 424        |
| 73733 | Mesin Untuk Mengerjakan Logam              | 5.378             | 650        | 5.378             | 650        |
| 73734 | Mesin Untuk Mengerjakan Logam              | 0                 | 0          | 195               | 44         |
| 73735 | Mesin Untuk Mengerjakan                    | 9.757             | 1.738      | 9.757             | 1.738      |

| SITC  | Uraian Golongan Barang (SITC)                 | Triwulan II /2022 |            | Kumulatif         |            |
|-------|---|-------------------|------------|-------------------|------------|
|       |   | Nilai CIF (US \$) | Berat (kg) | Nilai CIF (US \$) | Berat (kg) |
| (1)   | (2)   | (3)               | (4)        | (5)               | (6)        |
|       | Logam   |                   |            |                   |            |
| 73736 | Mesin Untuk Mengerjakan Logam                 | 0                 | 0          | 988               | 308        |
| 73737 | Mesin Untuk Mengerjakan Logam                 | 14.053            | 6.475      | 18.161            | 7.404      |
| 73739 | Mesin Untuk Mengerjakan Logam                 | 12.418            | 5.381      | 12.921            | 5.502      |
| 73742 | Mesin Untuk Mengerjakan Logam                 | 790               | 480        | 7.235             | 1.076      |
| 73743 | Mesin Untuk Mengerjakan Logam                 | 33.884            | 25.970     | 34.150            | 26.085     |
| 73749 | Mesin Untuk Mengerjakan Logam                 | 5.613             | 837        | 5.866             | 874        |
| 74121 | Aparat Pemanas dan Pendingin dan Alat-alatnya | 50.820            | 3.455      | 50.820            | 3.455      |
| 74123 | Aparat Pemanas dan Pendingin dan Alat-alatnya | 73.921            | 17.800     | 73.921            | 17.800     |
| 74128 | Aparat Pemanas dan Pendingin dan Alat-alatnya | 13.177            | 1.293      | 96.773            | 30.440     |
| 74133 | Aparat Pemanas dan Pendingin dan Alat-alatnya | 0                 | 0          | 199.707           | 85.316     |
| 74134 | Aparat Pemanas dan Pendingin dan Alat-alatnya | 0                 | 0          | 34.259            | 14.636     |
| 74135 | Aparat Pemanas dan Pendingin dan Alat-alatnya | 6.055             | 412        | 16.805            | 15.241     |
| 74136 | Aparat Pemanas dan Pendingin dan Alat-alatnya | 1.850             | 2.785      | 5.350             | 8.033      |
| 74138 | Aparat Pemanas dan Pendingin dan Alat-alatnya | 4.019.025         | 1.432.572  | 4.022.981         | 1.433.360  |
| 74139 | Aparat Pemanas dan Pendingin dan Alat-alatnya | 3.733.149         | 287.371    | 3.860.206         | 403.044    |
| 74145 | Aparat Pemanas dan Pendingin dan Alat-alatnya | 358.000           | 53.440     | 759.486           | 108.713    |
| 74149 | Aparat Pemanas dan Pendingin dan Alat-alatnya | 9.588             | 4.112      | 43.722            | 19.183     |
| 74151 | Aparat Pemanas dan Pendingin dan Alat-alatnya | 211.662           | 29.126     | 250.432           | 38.379     |
| 74155 | Aparat Pemanas dan Pendingin dan Alat-alatnya | 74.835            | 5.040      | 114.157           | 7.552      |
| 74159 | Aparat Pemanas dan Pendingin dan Alat-alatnya | 2.080             | 228        | 25.215            | 2.671      |
| 74174 | Aparat Pemanas dan Pendingin dan Alat-alatnya | 319.238           | 40.839     | 408.369           | 53.683     |
| 74175 | Aparat Pemanas dan Pendingin dan Alat-alatnya | 0                 |            | 27.241            | 4.737      |
| 74181 | Aparat Pemanas dan Pendingin dan Alat-alatnya | 0                 |            | 362               | 74         |
| 74185 | Aparat Pemanas dan Pendingin                  | 19.500            | 2.771      | 19.500            | 2.771      |



| SITC  | Uraian Golongan Barang (SITC)                 | Triwulan II /2022 |            | Kumulatif         |            |
|-------|---|-------------------|------------|-------------------|------------|
|       |   | Nilai CIF (US \$) | Berat (kg) | Nilai CIF (US \$) | Berat (kg) |
| (1)   | (2)   | (3)               | (4)        | (5)               | (6)        |
|       | dan Alat-alatnya                              |                   |            |                   |            |
| 74186 | Aparat Pemanas dan Pendingin dan Alat-alatnya | 1.649.261         | 565.221    | 1.651.465         | 565.541    |
| 74189 | Aparat Pemanas dan Pendingin dan Alat-alatnya | 0                 |            | 72.706            | 7.223      |
| 74190 | Aparat Pemanas dan Pendingin dan Alat-alatnya | 37.616            | 6.831      | 37.753            | 6.858      |
| 74211 | Pompa Untuk Barang Cair                       | 1.185             | 188        | 1.185             | 188        |
| 74219 | Pompa Untuk Barang Cair                       | 12.870            | 159        | 14.361            | 283        |
| 74220 | Pompa Untuk Barang Cair                       | 3.197             | 339        | 3.197             | 339        |
| 74230 | Pompa Untuk Barang Cair                       | 4.462             | 397        | 4.462             | 397        |
| 74240 | Pompa Untuk Barang Cair                       | 9.087             | 1.246      | 17.074            | 2.040      |
| 74250 | Pompa Untuk Barang Cair                       | 6.844             | 1.115      | 8.767             | 1.353      |
| 74260 | Pompa Untuk Barang Cair                       | 473.408           | 43.059     | 482.379           | 44.487     |
| 74271 | Pompa Untuk Barang Cair                       | 64.275            | 3.041      | 78.745            | 6.659      |
| 74291 | Pompa Untuk Barang Cair                       | 245.187           | 17.304     | 280.753           | 23.296     |
| 74311 | Pompa untuk Lainnya dan Kompresor             | 633               | 103        | 808               | 138        |
| 74315 | Pompa untuk Lainnya dan Kompresor             | 97.024            | 60.423     | 122.608           | 84.675     |
| 74317 | Pompa untuk Lainnya dan Kompresor             | 0                 | 0          | 143               | 45         |
| 74319 | Pompa untuk Lainnya dan Kompresor             | 498.622           | 75.947     | 722.025           | 98.839     |
| 74341 | Pompa untuk Lainnya dan Kompresor             | 446               | 91         | 446               | 91         |
| 74343 | Pompa untuk Lainnya dan Kompresor             | 100.523           | 16.188     | 1.163.241         | 419.041    |
| 74359 | Pompa untuk Lainnya dan Kompresor             | 903               | 107        | 2.108             | 240        |
| 74361 | Pompa untuk Lainnya dan Kompresor             | 0                 | 0          | 74.165            | 11.795     |
| 74362 | Pompa untuk Lainnya dan Kompresor             | 280               | 17         | 280               | 17         |
| 74363 | Pompa untuk Lainnya dan Kompresor             | 151.023           | 7.613      | 183.437           | 12.591     |
| 74364 | Pompa untuk Lainnya dan Kompresor             | 0                 | 0          | 11.147            | 2.661      |
| 74367 | Pompa untuk Lainnya dan Kompresor             | 1.965             | 388        | 17.566            | 2.904      |
| 74369 | Pompa untuk Lainnya dan Kompresor             | 1.538.282         | 630.497    | 1.704.719         | 688.970    |
| 74380 | Pompa untuk Lainnya dan Kompresor             | 170.646           | 33.630     | 178.669           | 33.650     |
| 74391 | Pompa untuk Lainnya dan Kompresor             | 0                 | 0          | 39.126            | 1.495      |

| SITC  | Uraian Golongan Barang (SITC)           | Triwulan II /2022 |            | Kumulatif         |            |
|-------|---|-------------------|------------|-------------------|------------|
|       |   | Nilai CIF (US \$) | Berat (kg) | Nilai CIF (US \$) | Berat (kg) |
| (1)   | (2)                                     | (3)               | (4)        | (5)               | (6)        |
| 74395 | Pompa untuk Lainnya dan Kompresor       | 55.602            | 8.630      | 380.103           | 271.648    |
| 74411 | Mesin Bongkar Muat Barang               | 0                 | 0          | 33.511            | 5.504      |
| 74412 | Mesin Bongkar Muat Barang               | 46.165            | 21.061     | 81.851            | 32.207     |
| 74413 | Mesin Bongkar Muat Barang               | 57.333            | 34.570     | 69.301            | 39.486     |
| 74421 | Mesin Bongkar Muat Barang               | 6.440             | 588        | 53.502            | 18.231     |
| 74425 | Mesin Bongkar Muat Barang               | 124.089           | 8.754      | 124.733           | 8.806      |
| 74431 | Mesin Bongkar Muat Barang               | 0                 | 0          | 745.185           | 246.030    |
| 74443 | Mesin Bongkar Muat Barang               | 80                | 49         | 34.758            | 619        |
| 74449 | Mesin Bongkar Muat Barang               | 0                 | 0          | 1.391             | 234        |
| 74471 | Mesin Bongkar Muat Barang               | 1.932.387         | 233.576    | 1.973.054         | 250.949    |
| 74479 | Mesin Bongkar Muat Barang               | 12.492            | 1.479      | 97.689            | 12.903     |
| 74481 | Mesin Bongkar Muat Barang               | 51.759            | 15.911     | 120.607           | 39.441     |
| 74489 | Mesin Bongkar Muat Barang               | 40.452            | 8.213      | 152.523           | 17.411     |
| 74491 | Mesin Bongkar Muat Barang               | 51.826            | 1.220      | 65.894            | 1.507      |
| 74492 | Mesin Bongkar Muat Barang               | 17.656            | 1.657      | 29.111            | 2.689      |
| 74493 | Mesin Bongkar Muat Barang               | 0                 | 0          | 9.404             | 989        |
| 74494 | Mesin Bongkar Muat Barang               | 515.477           | 420.083    | 6.616.817         | 2.914.745  |
| 74511 | Perkakas Tangan dan mesin Bukan Listrik | 42                | 7          | 9.828             | 3.067      |
| 74519 | Perkakas Tangan dan mesin Bukan Listrik | 730               | 146        | 4.821             | 501        |
| 74527 | Perkakas Tangan dan mesin Bukan Listrik | 216.928           | 1.694      | 427.881           | 12.161     |
| 74531 | Perkakas Tangan dan mesin Bukan Listrik | 312.729           | 122.768    | 384.223           | 144.949    |
| 74532 | Perkakas Tangan dan mesin Bukan Listrik | 750               | 278        | 750               | 278        |
| 74539 | Perkakas Tangan dan mesin Bukan Listrik | 7.504             | 1.836      | 17.331            | 2.741      |
| 74562 | Perkakas Tangan dan mesin Bukan Listrik | 2.310             | 99         | 4.561             | 432        |
| 74563 | Perkakas Tangan dan mesin Bukan Listrik | 3.485             | 405        | 3.485             | 405        |
| 74565 | Perkakas Tangan dan mesin Bukan Listrik | 304.135           | 34.339     | 305.259           | 34.463     |
| 74568 | Perkakas Tangan dan mesin Bukan Listrik | 8.195             | 3.024      | 17.770            | 7.260      |
| 74591 | Perkakas Tangan dan mesin Bukan Listrik | 0                 | 0          | 520               | 780        |
| 74597 | Perkakas Tangan dan mesin Bukan Listrik | 10.367            | 12.218     | 10.367            | 12.218     |
| 74610 | Bantalan Peluru atau Bantalan Giling    | 26.041            | 3.979      | 126.537           | 37.501     |

| SITC  | Uraian Golongan Barang (SITC)                 | Triwulan II /2022 |            | Kumulatif         |            |
|-------|---|-------------------|------------|-------------------|------------|
|       |   | Nilai CIF (US \$) | Berat (kg) | Nilai CIF (US \$) | Berat (kg) |
| (1)   | (2)   | (3)               | (4)        | (5)               | (6)        |
| 74620 | Bantalan Peluru atau Bantalan Giling          | 1.002             | 106        | 1.248             | 162        |
| 74680 | Bantalan Peluru atau Bantalan Giling          | 20                | 12         | 20                | 12         |
| 74710 | Keran. Klep. Katup dan Sejenisnya             | 7.768             | 1.183      | 16.647            | 1.292      |
| 74720 | Keran. Klep. Katup dan Sejenisnya             | 13.928            | 2.951      | 13.928            | 2.951      |
| 74730 | Keran. Klep. Katup dan Sejenisnya             | 1.103             | 177        | 1.103             | 177        |
| 74740 | Keran. Klep. Katup dan Sejenisnya             | 28.969            | 5.304      | 43.744            | 7.140      |
| 74780 | Keran. Klep. Katup dan Sejenisnya             | 39.278            | 7.586      | 99.451            | 15.193     |
| 74790 | Keran. Klep. Katup dan Sejenisnya             | 45.471            | 861        | 51.794            | 1.103      |
| 74810 | Poros Penggerak. Engkol dan Landasan Bantalan | 13.828            | 2.078      | 49.482            | 11.183     |
| 74821 | Poros Penggerak. Engkol dan Landasan Bantalan | 5.725             | 950        | 6.319             | 1.072      |
| 74822 | Poros Penggerak. Engkol dan Landasan Bantalan | 6.894             | 344        | 6.894             | 344        |
| 74840 | Poros Penggerak. Engkol dan Landasan Bantalan | 16.407            | 2.486      | 37.689            | 6.589      |
| 74850 | Poros Penggerak. Engkol dan Landasan Bantalan | 4.565             | 440        | 10.386            | 976        |
| 74860 | Poros Penggerak. Engkol dan Landasan Bantalan | 606               | 44         | 1.308             | 344        |
| 74890 | Poros Penggerak. Engkol dan Landasan Bantalan | 52.335            | 14.682     | 92.352            | 21.566     |
| 74914 | Bagian dan Perlengkapan Mesin Bukan Listrik   | 0                 | 0          | 46.296            | 24.934     |
| 74919 | Bagian dan Perlengkapan Mesin Bukan Listrik   | 0                 | 0          | 13                | 6          |
| 74920 | Bagian dan Perlengkapan Mesin Bukan Listrik   | 10.761            | 1.451      | 15.253            | 2.348      |
| 74999 | Bagian dan Perlengkapan Mesin Bukan Listrik   | 433               | 78         | 433               | 78         |
| 75197 | Mesin Peralatan Kantor                        | 299.320           | 16.700     | 299.320           | 16.700     |
| 76140 | Alat Penerima Gambar (Termasuk Video)         | 13.000            | 3.537      | 13.000            | 3.537      |
| 76412 | Pesawat Telekomunikasi dan Bagian-bagiannya   | 1.437.658         | 19.506     | 3.415.084         | 47.036     |
| 76418 | Pesawat Telekomunikasi dan Bagian-bagiannya   | 221.222           | 8.158      | 1.542.251         | 36.554     |
| 76432 | Pesawat Telekomunikasi dan Bagian-bagiannya   | 92                | 45         | 92                | 45         |
| 76499 | Pesawat Telekomunikasi dan                    | 47.719            | 72         | 47.719            | 72         |

| SITC  | Uraian Golongan Barang (SITC)               | Triwulan II /2022 |            | Kumulatif         |            |
|-------|---|-------------------|------------|-------------------|------------|
|       |   | Nilai CIF (US \$) | Berat (kg) | Nilai CIF (US \$) | Berat (kg) |
| (1)   | (2)   | (3)               | (4)        | (5)               | (6)        |
|       | Bagian-bagiannya                            |                   |            |                   |            |
| 77111 | Mesin Pembangkit Tenaga. Digerakkan Listrik | 96.500            | 23.810     | 185.547           | 31.681     |
| 77119 | Mesin Pembangkit Tenaga. Digerakkan Listrik | 164.750           | 14.645     | 1.078.766         | 397.147    |
| 77121 | Mesin Pembangkit Tenaga. Digerakkan Listrik | 117.877           | 9.642      | 850.657           | 170.567    |
| 77129 | Mesin Pembangkit Tenaga. Digerakkan Listrik | 40.125            | 2.935      | 858.878           | 24.308     |
| 77245 | Alat Penyambung atau Pemutus arus Listrik   | 515               | 317        | 515               | 317        |
| 77251 | Alat Penyambung atau Pemutus arus Listrik   | 370               | 87         | 779               | 168        |
| 77252 | Alat Penyambung atau Pemutus arus Listrik   | 5.120             | 599        | 12.622            | 2.855      |
| 77253 | Alat Penyambung atau Pemutus arus Listrik   | 3.839             | 206        | 7.222             | 254        |
| 77254 | Alat Penyambung atau Pemutus arus Listrik   | 1.617             | 1.261      | 2.461             | 1.354      |
| 77255 | Alat Penyambung atau Pemutus arus Listrik   | 15.283            | 932        | 16.382            | 986        |
| 77256 | Alat Penyambung atau Pemutus arus Listrik   | 0                 |            | 2.459             | 24         |
| 77257 | Alat Penyambung atau Pemutus arus Listrik   | 47                | 6          | 47                | 6          |
| 77258 | Alat Penyambung atau Pemutus arus Listrik   | 928               | 71         | 1.637             | 292        |
| 77259 | Alat Penyambung atau Pemutus arus Listrik   | 27.333            | 1.017      | 43.847            | 2.336      |
| 77261 | Alat Penyambung atau Pemutus arus Listrik   | 78.490            | 12.320     | 295.196           | 51.565     |
| 77262 | Alat Penyambung atau Pemutus arus Listrik   | 157.080           | 10.679     | 238.703           | 22.617     |
| 77281 | Alat Penyambung atau Pemutus arus Listrik   | 0                 |            | 1.170             | 500        |
| 77282 | Alat Penyambung atau Pemutus arus Listrik   | 0                 |            | 1.280             | 131        |
| 77312 | Alat Pengatur. Pembagi Arus Listrik         | 4.131             | 368        | 4.131             | 368        |
| 77313 | Alat Pengatur. Pembagi Arus Listrik         | 7                 | 1          | 7                 | 1          |
| 77316 | Alat Pengatur. Pembagi Arus Listrik         | 1.493.251         | 178.808    | 2.508.991         | 323.485    |
| 77317 | Alat Pengatur. Pembagi Arus Listrik         | 20.489            | 495        | 356.631           | 142.291    |
| 77318 | Alat Pengatur. Pembagi Arus Listrik         | 3.205.944         | 258.006    | 3.206.327         | 258.010    |
| 77323 | Alat Pengatur. Pembagi Arus                 | 4.342             | 232        | 66.300            | 29.755     |

| SITC  | Uraian Golongan Barang (SITC)              | Triwulan II /2022 |            | Kumulatif         |            |
|-------|--|-------------------|------------|-------------------|------------|
|       |  | Nilai CIF (US \$) | Berat (kg) | Nilai CIF (US \$) | Berat (kg) |
| (1)   | (2)  | (3)               | (4)        | (5)               | (6)        |
|       | Listrik                                    |                   |            |                   |            |
| 77324 | Alat Pengatur. Pembagi Arus Listrik        | 0                 |            | 457               | 80         |
| 77328 | Alat Pengatur. Pembagi Arus Listrik        | 32.511            | 8.019      | 32.511            | 8.019      |
| 77329 | Alat Pengatur. Pembagi Arus Listrik        | 2.461             | 163        | 2.461             | 163        |
| 77522 | Alat Keperluan Rumah Tangga. Listrik/Tidak | 15.072            | 4.878      | 15.072            | 4.878      |
| 77588 | Alat Keperluan Rumah Tangga. Listrik/Tidak | 796               | 422        | 796               | 422        |
| 77589 | Alat Keperluan Rumah Tangga. Listrik/Tidak | 179               | 42         | 537               | 123        |
| 77631 | Tabung Termionis. Katoda Dingin. Kat.Foto  | 1.241             | 49         | 1.241             | 49         |
| 77637 | Tabung Termionis. Katoda Dingin. Kat.Foto  | 0                 |            | 7.500             | 694        |
| 77812 | Alat Listrik Lainnya                       | 0                 |            | 31.542            | 3.090      |
| 77821 | Alat Listrik Lainnya                       | 8.213             | 783        | 42.200            | 2.972      |
| 77823 | Alat Listrik Lainnya                       | 0                 |            | 149               | 4          |
| 77824 | Alat Listrik Lainnya                       | 0                 |            | 2.780             | 791        |
| 77831 | Alat Listrik Lainnya                       | 2.452             | 271        | 2.452             | 271        |
| 77834 | Alat Listrik Lainnya                       | 2.417             | 341        | 3.542             | 675        |
| 77835 | Alat Listrik Lainnya                       | 371               | 45         | 371               | 45         |
| 77841 | Alat Listrik Lainnya                       | 253               | 44         | 2.689             | 1.014      |
| 77843 | Alat Listrik Lainnya                       | 0                 |            | 504               | 114        |
| 77845 | Alat Listrik Lainnya                       | 3.411             | 1.286      | 26.376            | 8.719      |
| 77861 | Alat Listrik Lainnya                       | 0                 |            | 362               | 72         |
| 77867 | Alat Listrik Lainnya                       | 3.000             | 1.591      | 9.386             | 1.835      |
| 77878 | Alat Listrik Lainnya                       | 0                 |            | 201.008           | 18.315     |
| 77881 | Alat Listrik Lainnya                       | 2.006             | 108        | 2.006             | 108        |
| 77886 | Alat Listrik Lainnya                       | 0                 |            | 79                | 7          |
| 78211 | Kendaraan Bermotor untuk Barang            | 0                 |            | 2.051.420         | 132.100    |
| 78229 | Kendaraan Bermotor untuk Barang            | 0                 |            | 33.693            | 9.629      |
| 78431 | Bagian Dan Perlengkapan Kendaraan Bermotor | 207               | 37         | 9.068             | 1.166      |
| 78432 | Bagian Dan Perlengkapan Kendaraan Bermotor | 356               | 55         | 356               | 55         |
| 78433 | Bagian Dan Perlengkapan Kendaraan Bermotor | 4.187             | 665        | 15.424            | 4.142      |
| 78434 | Bagian Dan Perlengkapan Kendaraan Bermotor | 6.356             | 686        | 6.356             | 686        |

| SITC  | Uraian Golongan Barang (SITC)                     | Triwulan II /2022 |            | Kumulatif         |            |
|-------|---|-------------------|------------|-------------------|------------|
|       |   | Nilai CIF (US \$) | Berat (kg) | Nilai CIF (US \$) | Berat (kg) |
| (1)   | (2)   | (3)               | (4)        | (5)               | (6)        |
| 78435 | Bagian Dan Perlengkapan Kendaraan Bermotor        | 868               | 111        | 868               | 111        |
| 78439 | Bagian Dan Perlengkapan Kendaraan Bermotor        | 19.014            | 2.844      | 149.403           | 71.801     |
| 78630 | Kereta Gandengan dan Kendaran Lain Tidak Bermotor | 0                 |            | 2.109             | 573        |
| 78685 | Kereta Gandengan dan Kendaran Lain Tidak Bermotor | 33.922            | 26.898     | 50.971            | 30.556     |
| 78689 | Kereta Gandengan dan Kendaran Lain Tidak Bermotor | 3.264             | 230        | 3.322             | 243        |
| 79295 | Alat Pengangkutan Udara dan Perlengkapannya       | 0                 |            | 4.007.038         | 1.935      |
| 79327 | Alat Pengangkutan Laut                            | 909.324           | 1.483.000  | 909.324           | 1.483.000  |
| 81100 | Bagian Bangunan Yang Siap dari Pabrik             | 2.148.001         | 1.223.347  | 2.350.181         | 1.334.696  |
| 81221 | Barang-barang Saniter. Pemanas dsb                | 13.322            | 15.914     | 13.322            | 15.914     |
| 81311 | Lampu   | 37.356            | 7.452      | 37.356            | 7.452      |
| 81312 | Lampu   | 9.589             | 818        | 12.827            | 1.022      |
| 81315 | Lampu   | 1.940             | 387        | 1.940             | 387        |
| 81380 | Lampu   | 0                 |            | 302               | 13         |
| 81391 | Lampu   | 105               | 3          | 105               | 3          |
| 81399 | Lampu   | 6                 | 1          | 8.224             | 2.384      |
| 82114 | Perabotan   | 3.640             | 2.662      | 20.064            | 13.772     |
| 82117 | Perabotan   | 1.020             | 750        | 1.020             | 750        |
| 82119 | Perabotan   | 16                | 10         | 16                | 10         |
| 82131 | Perabotan   | 18.621            | 17.289     | 18.621            | 17.289     |
| 82139 | Perabotan   | 7.471             | 6.034      | 27.425            | 9.808      |
| 82151 | Perabotan   | 7.036             | 10.988     | 10.786            | 17.138     |
| 82155 | Perabotan   | 11.722            | 15.310     | 16.572            | 19.730     |
| 82159 | Perabotan   | 5.599             | 1.278      | 20.313            | 4.726      |
| 82171 | Perabotan   | 0                 |            | 9.932             | 2.262      |
| 82179 | Perabotan   | 2.820             | 2.073      | 2.820             | 2.073      |
| 82180 | Perabotan   | 15                | 14         | 545               | 206        |
| 83129 | Peralatan Bepergian. Tas Tangan dll               | 3.200             | 871        | 3.200             | 871        |
| 83199 | Peralatan Bepergian. Tas Tangan dll               | 12.772            | 3.150      | 12.772            | 3.150      |
| 84812 | Barang dan Perlengkapan Pakaian. Bukan Tekstil    | 22.976            | 11.254     | 51.020            | 18.991     |
| 84821 | Barang dan Perlengkapan Pakaian. Bukan Tekstil    | 281               | 7          | 14.502            | 3.895      |
| 84844 | Barang dan Perlengkapan Pakaian. Bukan Tekstil    | 2.479             | 432        | 3.125             | 584        |

| SITC  | Uraian Golongan Barang (SITC)                  | Triwulan II /2022 |            | Kumulatif         |            |
|-------|--|-------------------|------------|-------------------|------------|
|       |  | Nilai CIF (US \$) | Berat (kg) | Nilai CIF (US \$) | Berat (kg) |
| (1)   | (2)  | (3)               | (4)        | (5)               | (6)        |
| 84849 | Barang dan Perlengkapan Pakaian. Bukan Tekstil | 0                 |            | 187               | 42         |
| 87221 | Alat Pengobatan dan Perlengkapannya            | 0                 |            | 10.451            | 2.784      |
| 87229 | Alat Pengobatan dan Perlengkapannya            | 0                 |            | 5.375             | 1.432      |
| 87311 | Alat-alat Meteran dan Hitung                   | 1.104             | 194        | 1.563             | 231        |
| 87315 | Alat-alat Meteran dan Hitung                   | 0                 |            | 579               | 46         |
| 87321 | Alat-alat Meteran dan Hitung                   | 0                 |            | 632               | 130        |
| 87325 | Alat-alat Meteran dan Hitung                   | 213               | 23         | 213               | 23         |
| 87411 | Alat Pengukur. Pemeriksa dan Mengawasi         | 30                | 5          | 30                | 5          |
| 87413 | Alat Pengukur. Pemeriksa dan Mengawasi         | 482               | 241        | 811               | 315        |
| 87422 | Alat Pengukur. Pemeriksa dan Mengawasi         | 186               | 91         | 4.195             | 971        |
| 87424 | Alat Pengukur. Pemeriksa dan Mengawasi         | 10                | 6          | 10                | 6          |
| 87425 | Alat Pengukur. Pemeriksa dan Mengawasi         | 858               | 102        | 3.949             | 517        |
| 87431 | Alat Pengukur. Pemeriksa dan Mengawasi         | 82.495            | 1.362      | 83.454            | 1.574      |
| 87435 | Alat Pengukur. Pemeriksa dan Mengawasi         | 3.422             | 978        | 16.984            | 2.881      |
| 87437 | Alat Pengukur. Pemeriksa dan Mengawasi         | 0                 |            | 2.827             | 118        |
| 87441 | Alat Pengukur. Pemeriksa dan Mengawasi         | 29.192            | 1.985      | 29.192            | 1.985      |
| 87443 | Alat Pengukur. Pemeriksa dan Mengawasi         | 0                 |            | 455               | 44         |
| 87446 | Alat Pengukur. Pemeriksa dan Mengawasi         | 0                 |            | 2.864             | 419        |
| 87449 | Alat Pengukur. Pemeriksa dan Mengawasi         | 0                 |            | 96                | 19         |
| 87451 | Alat Pengukur. Pemeriksa dan Mengawasi         | 0                 |            | 3.750             | 758        |
| 87455 | Alat Pengukur. Pemeriksa dan Mengawasi         | 42.138            | 3.155      | 45.101            | 3.549      |
| 87456 | Alat Pengukur. Pemeriksa dan Mengawasi         | 0                 |            | 566               | 53         |
| 87465 | Alat Pengukur. Pemeriksa dan Mengawasi         | 7.903             | 572        | 241.062           | 99.241     |
| 87469 | Alat Pengukur. Pemeriksa dan Mengawasi         | 990               | 105        | 990               | 105        |
| 87475 | Alat Pengukur. Pemeriksa dan Mengawasi         | 654               | 8          | 993               | 45         |
| 87478 | Alat Pengukur. Pemeriksa dan                   | 0                 |            | 6.460             | 809        |

| SITC         | Uraian Golongan Barang (SITC)       | Triwulan II /2022  |                    | Kumulatif          |                    |
|--------------|-------------------------------------|--------------------|--------------------|--------------------|--------------------|
|              |                                     | Nilai CIF (US \$)  | Berat (kg)         | Nilai CIF (US \$)  | Berat (kg)         |
| (1)          | (2)                                 | (3)                | (4)                | (5)                | (6)                |
|              | Mengawasi                           |                    |                    |                    |                    |
| <b>88411</b> | Barang-barang Optis.Tds             | 28.050             | 1.077              | 123.085            | 4.697              |
| <b>88415</b> | Barang-barang Optis.Tds             | 355                | 63                 | 355                | 63                 |
| <b>88423</b> | Barang-barang Optis.Tds             | 0                  |                    | 95                 | 30                 |
| <b>89281</b> | Barang-barang Cetak                 | 390                | 45                 | 390                | 45                 |
| <b>89286</b> | Barang-barang Cetak                 | 0                  |                    | 5.439              | 2.557              |
| <b>89311</b> | Barang-barang Plastik Buatan        | 278.277            | 138.751            | 1.485.607          | 721.707            |
| <b>89319</b> | Barang-barang Plastik Buatan        | 620.152            | 288.067            | 752.337            | 356.065            |
| <b>89321</b> | Barang-barang Plastik Buatan        | 400                | 478                | 400                | 478                |
| <b>89329</b> | Barang-barang Plastik Buatan        | 0                  |                    | 5.630              | 1.314              |
| <b>89332</b> | Barang-barang Plastik Buatan        | 26.565             | 32.613             | 26.565             | 32.613             |
| <b>89395</b> | Barang-barang Plastik Buatan        | 65                 | 13                 | 65                 | 13                 |
| <b>89399</b> | Barang-barang Plastik Buatan        | 9.087              | 1.455              | 58.314             | 5.683              |
| <b>89460</b> | Kereta Bayi. Mainan Anak-anak dll   | 0                  |                    | 38.760             | 5.387              |
| <b>89523</b> | Perlengkapan Kantor Lainnya         | 707                | 363                | 707                | 363                |
| <b>89591</b> | Perlengkapan Kantor Lainnya         | 0                  |                    | 13                 | 3                  |
| <b>89941</b> | Barang-barang Buatan Pabrik Lainnya | 32.290             | 13.152             | 38.825             | 15.932             |
| <b>89972</b> | Barang-barang Buatan Pabrik Lainnya | 785                | 149                | 1.154              | 190                |
| <b>89997</b> | Barang-barang Buatan Pabrik Lainnya | 0                  |                    | 4.538              | 4.798              |
|              | <b>Total</b>                        | <b>299.802.407</b> | <b>432.090.846</b> | <b>529.424.058</b> | <b>815.833.786</b> |



Lampiran 13. Impor Sulawesi Selatan Menurut Negara Asal

| Kode Negara | Nama Negara           | Triwulan II/2022  |            | Kumulatif         |             |
|-------------|-----------------------|-------------------|------------|-------------------|-------------|
|             |                       | Nilai CIF (US \$) | Berat (kg) | Nilai CIF (US \$) | Berat (kg)  |
| (1)         | (2)                   | (3)               | (4)        | (5)               | (6)         |
| 111         | JAPAN                 | 1.495.485         | 1.508.264  | 2.734.086         | 1.595.384   |
| 112         | HONG KONG             | 399               | 5          | 399               | 5           |
| 114         | KOREA. REPUBLIC OF    | 28.050            | 1.077      | 1.043.085         | 2.004.697   |
| 115         | TAIWAN                | 206.012           | 28.908     | 206.012           | 28.908      |
| 116         | CHINA                 | 43.623.428        | 48.214.941 | 84.255.619        | 73.648.782  |
| 121         | THAILAND              | 20.471.036        | 50.002.875 | 57.836.139        | 132.593.722 |
| 122         | SINGAPORE             | 66.786.293        | 58.191.429 | 86.255.539        | 77.717.562  |
| 124         | MALAYSIA              | 47.635.056        | 40.534.793 | 52.076.583        | 41.826.138  |
| 131         | VIET NAM              | 902.121           | 395.611    | 4.119.311         | 1.479.112   |
| 133         | INDIA                 | 13.235.449        | 28.453.637 | 46.135.314        | 93.603.539  |
| 134         | PAKISTAN              | 3.465             | 100        | 3.465             | 100         |
| 135         | BANGLADESH            | 0                 | 0          | 250.096           | 197.472     |
| 138         | INDONESIA             | 1.212.795         | 135.835    | 1.370.233         | 152.167     |
| 143         | SAUDI ARABIA          | 0                 | 0          | 119.948           | 112.500     |
| 154         | TURKEY                | 106.135           | 312.540    | 282.620           | 817.800     |
| 156         | QATAR                 | 0                 | 0          | 12.325.500        | 33.000.000  |
| 157         | BAHRAIN               | 0                 | 0          | 109.250           | 18.500      |
| 214         | TUNISIA               | 471.750           | 74.000     | 1.049.875         | 166.500     |
| 240         | COTE D'IVOIRE         | 1.421.804         | 1.109.359  | 1.421.804         | 1.109.359   |
| 311         | AUSTRALIA             | 34.528.997        | 89.030.182 | 64.197.801        | 168.949.767 |
| 411         | UNITED STATES         | 2.295.099         | 4.120.200  | 6.286.174         | 7.917.289   |
| 412         | CANADA                | 10.161.952        | 20.577.590 | 19.931.817        | 40.350.257  |
| 431         | CHILE                 | 0                 | 0          | 26.124            | 11.554      |
| 433         | ARGENTINA             | 28.697.671        | 56.448.000 | 40.570.061        | 80.026.000  |
| 434         | BRAZIL                | 19.080.018        | 30.685.000 | 26.150.458        | 44.860.000  |
| 438         | PARAGUAY              | 0                 | 0          | 5.081.117         | 9.500.000   |
| 441         | ECUADOR               | 0                 | 0          | 241.630           | 49.956      |
| 449         | DOMINICAN REPUBLIC    | 2.189.886         | 630.200    | 5.024.088         | 1.436.600   |
| 511         | UNITED KINGDOM        | 1.926             | 49         | 36.604            | 619         |
| 512         | NETHERLANDS           | 0                 | 0          | 31.973            | 12.560      |
| 513         | FRANCE                | 0                 | 0          | 31.634            | 7.276       |
| 514         | GERMANY. FED. REP. OF | 312.428           | 11.694     | 321.009           | 11.759      |
| 516         | BELGIUM               | 170.160           | 82.120     | 268.075           | 157.120     |
| 521         | DENMARK               | 102.060           | 126.000    | 177.660           | 231.000     |
| 522         | NORWAY                | 3.418.811         | 506.781    | 3.853.957         | 963.178     |
| 523         | SWEDEN                | 862.600           | 826.104    | 1.169.311         | 1.128.437   |

| Kode Negara  | Nama Negara       | Triwulan II/2022   |                    | Kumulatif          |                    |
|--------------|-------------------|--------------------|--------------------|--------------------|--------------------|
|              |                   | Nilai CIF (US \$)  | Berat (kg)         | Nilai CIF (US \$)  | Berat (kg)         |
| (1)          | (2)               | (3)                | (4)                | (5)                | (6)                |
| 526          | ITALY             | 172.976            | 13.274             | 172.976            | 13.274             |
| 527          | SPAIN             | 208.545            | 70.278             | 242.673            | 126.528            |
| 531          | GREECE            | 0                  | 0                  | 7.000              | 6.430              |
| 572          | RUSSIA FEDERATION | 0                  | 0                  | 4.007.038          | 1.935              |
| <b>Total</b> |                   | <b>299.802.407</b> | <b>432.090.846</b> | <b>529.424.058</b> | <b>815.833.786</b> |

<https://sulsel.bps.go.id>

Lampiran 14. Impor Sulawesi Selatan Menurut Pelabuhan Bongkar

| Kode  | Nama Pelabuhan         | Triwulan II/2022     |                    | Kumulatif            |                    |
|-------|------------------------|----------------------|--------------------|----------------------|--------------------|
|       |                        | Nilai CIF<br>(US \$) | Berat<br>(kg)      | Nilai CIF<br>(US \$) | Berat<br>(kg)      |
| (1)   | (2)                    | (3)                  | (4)                | (5)                  | (6)                |
| 002   | Makassar               | 295.145.206          | 417.651.378        | 505.708.333          | 755.596.413        |
| 892   | Parepare               | 4.234.213            | 14.420.369         | 5.600.463            | 26.920.369         |
| 893   | Sukarno Hatta Makassar | 112.074              | 7.882              | 826.375              | 22.804             |
| 897   | Malili                 | 265.881              | 11.204             | 17.225.024           | 33.294.033         |
| 904   | Hasanuddin             | 45.033               | 13                 | 63.863               | 167                |
| Total |                        | <b>299.802.407</b>   | <b>432.090.846</b> | <b>529.424.058</b>   | <b>815.833.786</b> |

<https://sulsel.bps.go.id>

Lampiran 15. Impor Sulawesi Selatan Menurut Komoditi dan Negara Asal Triwulan II/2022

| Kode Negara | Nama Negara              | Uraian Golongan Barang (HS2)          | Triwulan II/2022  |            |
|-------------|--------------------------|---------------------------------------|-------------------|------------|
|             |                          |                                       | Nilai CIF (US \$) | Berat (kg) |
| (1)         | (2)                      | (3)                                   | (4)               | (5)        |
| <b>111</b>  | JAPAN                    | Aluminium                             | 2.982             | 20         |
|             |                          | Benda-benda dari batu. gips dan semen | 1.431             | 101        |
|             |                          | Benda-benda dari besi dan baja        | 39.052            | 2.654      |
|             |                          | Berbagai barang buatan pabrik         | 261               | 18         |
|             |                          | Berbagai barang logam dasar           | 381               | 27         |
|             |                          | Kain perca                            | 53                | 4          |
|             |                          | Kapal laut                            | 909.324           | 1.483.000  |
|             |                          | Karet dan barang dari karet           | 623               | 37         |
|             |                          | Kayu dan barang dari kayu             | 18.824            | 1.325      |
|             |                          | Kendaraan & bagiannya                 | 3.264             | 230        |
|             |                          | kertas/karton                         | 1.434             | 101        |
|             |                          | Mesin/peralatan listrik               | 61.493            | 1.043      |
|             |                          | Mesin-mesin/pesawat mekanik           | 348.404           | 16.936     |
|             |                          | Perabot. penerangan rumah             | 5.705             | 402        |
|             |                          | Perangkat optik                       | 76.447            | 550        |
|             |                          | Perekat. enzim                        | 1.600             | 113        |
|             |                          | Perkakas. perangkat potong            | 540               | 38         |
|             |                          | Plastik dan barang dari plastik       | 954               | 68         |
|             |                          | Sari bahan samak dan celup sutera     | 21.637            | 1.521      |
|             |                          |                                       | 894               | 63         |
|             |                          | Tembaga                               | 182               | 13         |
| <b>112</b>  | HONG KONG                | Perangkat optik                       | 399               | 5          |
|             |                          |                                       | 399               | 5          |
| <b>114</b>  | KOREA. REPUBLIC OF       | Perangkat optik                       | 28.050            | 1.077      |
|             | KOREA. REPUBLIC OF Total |                                       | 28.050            | 1.077      |
| <b>115</b>  | TAIWAN                   | Mesin-mesin/pesawat mekanik           | 206.012           | 28.908     |
|             | TAIWAN Total             |                                       | 206.012           | 28.908     |
| <b>116</b>  | CHINA                    | Aluminium                             | 482.567           | 400.098    |
|             |                          | Bahan bakar mineral                   | 3.723.625         | 18.568.280 |
|             |                          | Bahan kimia anorganik                 | 312.218           | 480.000    |
|             |                          | Bahan kimia organic                   | 270.142           | 168.520    |
|             |                          | Bahan-bahan Nabati                    | 183.037           | 194.705    |
|             |                          | Barang-barang dari kulit              | 38.954            | 15.279     |
|             |                          | Benda-benda dari batu. gips dan semen | 92.283            | 77.430     |

| Kode Negara | Nama Negara | Uraian Golongan Barang (HS2)           | Triwulan II/2022  |            |
|-------------|-------------|--|-------------------|------------|
|             |             |  | Nilai CIF (US \$) | Berat (kg) |
| (1)         | (2)         | (3)                                    | (4)               | (5)        |
|             |             | Benda-benda dari besi dan baja         | 468.796           | 263.659    |
|             |             | Berbagai barang buatan pabrik          | 1.231             | 494        |
|             |             | Berbagai barang logam dasar            | 145.698           | 85.680     |
|             |             | Berbagai Makanan Olahan                | 69.949            | 32.522     |
|             |             | Berbagai produk kimia                  | 1.703.508         | 3.750.127  |
|             |             | Besi dan baja                          | 304.966           | 454.807    |
|             |             | Garam. belerang dan kapur              | 54.407            | 165.000    |
|             |             | Gula dan Kembang Gula                  | 24.050            | 26.000     |
|             |             | Kaca & barang dari kaca                | 42.951            | 61.126     |
|             |             | Kain ditenun berlapis                  | 33.785            | 7.408      |
|             |             | Kain perca                             | 284.261           | 118.416    |
|             |             | Kapas gumpalan. tali                   | 801               | 86         |
|             |             | Karet dan barang dari karet            | 488.034           | 166.989    |
|             |             | Kawat Pijar buatan                     | 16.796            | 4.304      |
|             |             | Kendaraan & bagiannya                  | 64.910            | 31.296     |
|             |             | kertas/karton                          | 54.033            | 14.826     |
|             |             | Lak. Getah dan Damar                   | 665.331           | 36.200     |
|             |             | Logam dasar lainnya                    | 6.930             | 3.000      |
|             |             | Mesin/peralatan listrik                | 4.086.347         | 347.862    |
|             |             | Mesin-mesin/pesawat mekanik            | 21.253.197        | 5.156.834  |
|             |             | Minyak atsiri. komestik. wangi-wangian | 7.757             | 1.890      |
|             |             | Olahan makanan hewan                   | 791.104           | 953.500    |
|             |             | payung. tongkat berjalan               | 32.290            | 13.152     |
|             |             | Perabot. penerangan rumah              | 2.200.256         | 1.279.353  |
|             |             | Perangkat optik                        | 93.186            | 8.335      |
|             |             | Perekat. enzim                         | 99.540            | 35.213     |
|             |             | Perkakas. perangkat potong             | 49.864            | 16.406     |
|             |             | Plastik dan barang dari plastik        | 1.336.548         | 675.264    |
|             |             | Produk farmasi                         | 199.500           | 75.000     |
|             |             | Produk keramik                         | 3.413.216         | 13.945.944 |
|             |             | Sabun dan preparat pembersih           | 23.608            | 101.700    |
|             |             | Sayuran                                | 375.985           | 435.000    |
|             |             | Seng                                   | 30.632            | 19.880     |
|             |             | Tembaga                                | 94.656            | 22.924     |
|             |             | Tutup kepala                           | 2.479             | 432        |
|             | CHINA Total |  | 43.623.428        | 48.214.941 |
| <b>121</b>  | THAILAND    | Bahan kimia anorganik                  | 91.000            | 326.500    |

| Kode Negara | Nama Negara     | Uraian Golongan Barang (HS2)           | Triwulan II/2022  |            |
|-------------|-----------------|--|-------------------|------------|
|             |                 |  | Nilai CIF (US \$) | Berat (kg) |
| (1)         | (2)             | (3)                                    | (4)               | (5)        |
|             |                 | Benda-benda dari besi dan baja         | 97.168            | 13.109     |
|             |                 | Berbagai barang logam dasar            | 20.620            | 2.780      |
|             |                 | Garam. belerang dan kapur              | 429.875           | 9.500.000  |
|             |                 | Gula dan Kembang Gula                  | 19.230.400        | 40.000.000 |
|             |                 | Kendaraan & bagiannya                  | 129.245           | 17.880     |
|             |                 | Mesin-mesin/pesawat mekanik            | 324.516           | 34.606     |
|             |                 | Perekat. enzim                         | 10.620            | 18.000     |
|             |                 | Plastik dan barang dari plastik        | 137.592           | 90.000     |
|             | THAILAND Total  |  | 20.471.036        | 50.002.875 |
| <b>122</b>  | SINGAPORE       | Bahan bakar mineral                    | 65.867.206        | 57.897.906 |
|             |                 | Bahan kimia organic                    | 491.800           | 160.000    |
|             |                 | Benda-benda dari besi dan baja         | 4.114             | 105        |
|             |                 | Karet dan barang dari karet            | 2.518             | 65         |
|             |                 | Mesin/peralatan listrik                | 22.639            | 623        |
|             |                 | Mesin-mesin/pesawat mekanik            | 194.036           | 8.664      |
|             |                 | Olahan makanan hewan                   | 199.506           | 123.950    |
|             |                 | Perabot. penerangan rumah              | 105               | 3          |
|             |                 | Perkakas. perangkat potong             | 183               | 6          |
|             |                 | Plastik dan barang dari plastik        | 4.186             | 107        |
|             | SINGAPORE Total |  | 66.786.293        | 58.191.429 |
| <b>124</b>  | MALAYSIA        | Bahan bakar mineral                    | 42.761.169        | 38.334.166 |
|             |                 | Berbagai produk kimia                  | 115.920           | 72.000     |
|             |                 | Kaca & barang dari kaca                | 319.660           | 771.384    |
|             |                 | Kakao/coklat                           | 4.295.323         | 1.322.652  |
|             |                 | Mesin-mesin/pesawat mekanik            | 91.835            | 6.440      |
|             |                 | Perabot. penerangan rumah              | 39.302            | 7.840      |
|             |                 | Produk keramik                         | 11.847            | 20.311     |
|             | MALAYSIA Total  |  | 47.635.056        | 40.534.793 |
| <b>131</b>  | VIET NAM        | Buah-buahan                            | 167.875           | 47.752     |
|             |                 | Plastik dan barang dari plastik        | 734.246           | 347.859    |
|             | VIET NAM Total  |  | 902.121           | 395.611    |
| <b>133</b>  | INDIA           | Besi dan baja                          | 77.743            | 25.608     |
|             |                 | Gula dan Kembang Gula                  | 12.571.000        | 26.000.000 |
|             |                 | Minyak atsiri. komestik. wangi-wangian | 17.880            | 4.425      |
|             |                 | Produk keramik                         | 568.826           | 2.423.604  |
|             | INDIA Total     |  | 13.235.449        | 28.453.637 |
| <b>134</b>  | PAKISTAN        | Benda-benda dari besi dan baja         | 3.465             | 100        |

| Kode Negara | Nama Negara                 | Uraian Golongan Barang (HS2) | Triwulan II/2022  |            |
|-------------|-----------------------------|------------------------------|-------------------|------------|
|             |                             |                              | Nilai CIF (US \$) | Berat (kg) |
| (1)         | (2)                         | (3)                          | (4)               | (5)        |
|             | PAKISTAN Total              |                              | 3.465             | 100        |
| <b>138</b>  | INDONESIA                   | Daging dan Ikan Olahan       | 340.332           | 37.365     |
|             |                             | Ikan dan Udang               | 872.463           | 98.470     |
|             | INDONESIA Total             |                              | 1.212.795         | 135.835    |
| <b>154</b>  | TURKEY                      | Gula dan Kembang Gula        | 106.135           | 312.540    |
|             | TURKEY Total                |                              | 106.135           | 312.540    |
| <b>214</b>  | TUNISIA                     | Ikan dan Udang               | 471.750           | 74.000     |
|             | TUNISIA Total               |                              | 471.750           | 74.000     |
| <b>240</b>  | COTE D'IVOIRE               | Buah-buahan                  | 1.421.804         | 1.109.359  |
|             | COTE D'IVOIRE Total         |                              | 1.421.804         | 1.109.359  |
| <b>311</b>  | AUSTRALIA                   | Gandum-gandum                | 34.521.873        | 89.030.000 |
|             |                             | Mesin/peralatan listrik      | 7.124             | 182        |
|             | AUSTRALIA Total             | 34.528.997                   | 89.030.182        |            |
| <b>411</b>  | UNITED STATES               | Olahan makanan hewan         | 2.295.099         | 4.120.200  |
|             | UNITED STATES Total         |                              | 2.295.099         | 4.120.200  |
| <b>412</b>  | CANADA                      | Gandum-gandum                | 9.298.747         | 19.434.000 |
|             |                             | Mesin/peralatan listrik      | 11.534            | 556        |
|             |                             | Mesin-mesin/pesawat mekanik  | 17.132            | 825        |
|             |                             | Olahan makanan hewan         | 834.155           | 1.142.190  |
|             |                             | Perkakas. perangkat potong   | 384               | 19         |
|             | CANADA Total                |                              | 10.161.952        | 20.577.590 |
| <b>433</b>  | ARGENTINA                   | Gandum-gandum                | 7.363.200         | 20.000.000 |
|             |                             | Olahan makanan hewan         | 21.334.471        | 36.448.000 |
|             | ARGENTINA Total             |                              | 28.697.671        | 56.448.000 |
| <b>434</b>  | BRAZIL                      | Olahan makanan hewan         | 19.080.018        | 30.685.000 |
|             | BRAZIL Total                |                              | 19.080.018        | 30.685.000 |
| <b>449</b>  | DOMINICAN REPUBLIC          | Kakao/coklat                 | 2.189.886         | 630.200    |
|             | DOMINICAN REPUBLIC Total    |                              | 2.189.886         | 630.200    |
| <b>511</b>  | UNITED KINGDOM              | Mesin-mesin/pesawat mekanik  | 1.926             | 49         |
|             | UNITED KINGDOM Total        |                              | 1.926             | 49         |
| <b>514</b>  | GERMANY. FED. REP. OF       | Mesin-mesin/pesawat mekanik  | 216.928           | 1.694      |
|             |                             | Perekat. enzim               | 95.500            | 10.000     |
|             | GERMANY. FED. REP. OF Total |                              | 312.428           | 11.694     |
| <b>516</b>  | BELGIUM                     | Berbagai produk kimia        | 65.234            | 50.000     |
|             |                             | Perekat. enzim               | 82.400            | 9.440      |

| Kode Negara | Nama Negara   | Uraian Golongan Barang (HS2)   | Triwulan II/2022  |             |
|-------------|---------------|--------------------------------|-------------------|-------------|
|             |               |                                | Nilai CIF (US \$) | Berat (kg)  |
| (1)         | (2)           | (3)                            | (4)               | (5)         |
|             |               | Sayuran dan Buah-buahan Olahan | 22.526            | 22.680      |
|             | BELGIUM Total |                                | 170.160           | 82.120      |
| <b>521</b>  | DENMARK       | Hasil penggilingan             | 102.060           | 126.000     |
|             | DENMARK Total |                                | 102.060           | 126.000     |
| <b>522</b>  | NORWAY        | Berbagai produk kimia          | 228.966           | 249.755     |
|             |               | Mesin/peralatan listrik        | 3.189.845         | 257.026     |
|             | NORWAY Total  |                                | 3.418.811         | 506.781     |
| <b>523</b>  | SWEDEN        | kertas/karton                  | 862.600           | 826.104     |
|             | SWEDEN Total  |                                | 862.600           | 826.104     |
| <b>526</b>  | ITALY         | Mesin-mesin/pesawat mekanik    | 172.976           | 13.274      |
|             | ITALY Total   |                                | 172.976           | 13.274      |
| <b>527</b>  | SPAIN         | Mesin-mesin/pesawat mekanik    | 186.121           | 32.778      |
|             |               | Olahan makanan hewan           | 22.424            | 37.500      |
|             | SPAIN Total   |                                | 208.545           | 70.278      |
|             |               |                                |                   |             |
| Total       |               |                                | 169.764.770       | 324.270.981 |



**Lampiran 16. Impor Sulawesi Selatan Menurut Komoditi dan Negara Asal  
Kumulatif sampai dengan Triwulan II/2022**

| Kode Negara | Nama Negara                     | Uraian Golongan Barang (HS2)          | Kumulatif         |                  |
|-------------|---------------------------------|---------------------------------------|-------------------|------------------|
|             |                                 |                                       | Nilai CIF (US \$) | Berat (kg)       |
| (1)         | (2)                             | (3)                                   | (4)               | (5)              |
| <b>111</b>  | <b>JAPAN</b>                    | Aluminium                             | 2.982             | 20               |
|             |                                 | Bahan kimia organic                   | 58.400            | 20.000           |
|             |                                 | Benda-benda dari batu. gips dan semen | 3.090             | 173              |
|             |                                 | Benda-benda dari besi dan baja        | 52.641            | 3.257            |
|             |                                 | Berbagai barang buatan pabrik         | 495               | 29               |
|             |                                 | Berbagai barang logam dasar           | 432               | 29               |
|             |                                 | Kain perca                            | 53                | 4                |
|             |                                 | Kapal laut                            | 909.324           | 1.483.000        |
|             |                                 | Karet dan barang dari karet           | 874               | 48               |
|             |                                 | Kayu dan barang dari kayu             | 34.603            | 2.023            |
|             |                                 | Kendaraan & bagiannya                 | 3.264             | 230              |
|             |                                 | kertas/karton                         | 36.990            | 2.621            |
|             |                                 | Mesin/peralatan listrik               | 68.147            | 1.336            |
|             |                                 | Mesin-mesin/pesawat mekanik           | 1.439.855         | 79.182           |
|             |                                 | Perabot. penerangan rumah             | 17.636            | 929              |
|             |                                 | Perangkat optik                       | 76.474            | 552              |
|             |                                 | Perekat. enzim                        | 2.461             | 151              |
|             |                                 | Perkakas. perangkat potong            | 1.279             | 71               |
|             |                                 | Plastik dan barang dari plastik       | 2.308             | 129              |
|             |                                 | Sari bahan samak dan celup            | 21.702            | 1.524            |
|             |                                 | sutera                                | 894               | 63               |
|             |                                 | Tembaga                               | 182               | 13               |
|             | <b>JAPAN Total</b>              |                                       | <b>2.734.086</b>  | <b>1.595.384</b> |
| <b>112</b>  | <b>HONG KONG</b>                | Perangkat optik                       | 399               | 5                |
|             | <b>HONG KONG Total</b>          |                                       | <b>399</b>        | <b>5</b>         |
| <b>114</b>  | <b>KOREA. REPUBLIC OF</b>       | Bahan bakar mineral                   | 920.000           | 2.000.000        |
|             |                                 | Perangkat optik                       | 123.085           | 4.697            |
|             | <b>KOREA. REPUBLIC OF Total</b> |                                       | <b>1.043.085</b>  | <b>2.004.697</b> |
| <b>115</b>  | <b>TAIWAN</b>                   | Mesin-mesin/pesawat mekanik           | 206.012           | 28.908           |
|             | <b>TAIWAN Total</b>             |                                       | <b>206.012</b>    | <b>28.908</b>    |
| <b>116</b>  | <b>CHINA</b>                    | Aluminium                             | 1.766.225         | 1.108.474        |
|             |                                 | Bahan bakar mineral                   | 4.072.855         | 19.073.797       |
|             |                                 | Bahan kimia anorganik                 | 2.045.960         | 3.137.101        |

| Kode Negara | Nama Negara | Uraian Golongan Barang (HS2)           | Kumulatif         |            |
|-------------|-------------|--|-------------------|------------|
|             |             |  | Nilai CIF (US \$) | Berat (kg) |
|             |             | Bahan kimia organic                    | 1.017.857         | 512.520    |
|             |             | Bahan-bahan Nabati                     | 183.037           | 194.705    |
|             |             | Barang-barang dari kulit               | 66.998            | 23.016     |
|             |             | Benda-benda dari batu. gips dan semen  | 172.109           | 139.716    |
|             |             | Benda-benda dari besi dan baja         | 2.499.314         | 2.108.044  |
|             |             | Berbagai barang buatan pabrik          | 5.904             | 5.322      |
|             |             | Berbagai barang logam dasar            | 245.842           | 126.521    |
|             |             | Berbagai Makanan Olahan                | 69.949            | 32.522     |
|             |             | Berbagai produk kimia                  | 3.410.122         | 6.248.691  |
|             |             | Besi dan baja                          | 578.942           | 690.692    |
|             |             | buku dan barang dari cetakan           | 5.439             | 2.557      |
|             |             | Garam. belerang dan kapur              | 84.635            | 300.108    |
|             |             | Gula dan Kembang Gula                  | 24.050            | 26.000     |
|             |             | Kaca & barang dari kaca                | 68.324            | 105.397    |
|             |             | Kain ditenun berlapis                  | 201.106           | 34.852     |
|             |             | Kain perca                             | 685.227           | 271.116    |
|             |             | Kapas gumpalan. tali                   | 7.592             | 627        |
|             |             | Karet dan barang dari karet            | 812.871           | 256.513    |
|             |             | Katun                                  | 2.058             | 410        |
|             |             | Kawat Pijar buatan                     | 16.846            | 4.330      |
|             |             | Kendaraan & bagiannya                  | 257.336           | 117.030    |
|             |             | kertas/karton                          | 86.131            | 28.425     |
|             |             | Lak. Getah dan Damar                   | 1.176.891         | 109.800    |
|             |             | Logam dasar lainnya                    | 6.930             | 3.000      |
|             |             | Lokomotif dan peralatan kereta api     | 2.109             | 573        |
|             |             | Mainan                                 | 38.760            | 5.387      |
|             |             | Mesin/peralatan listrik                | 12.435.823        | 1.587.450  |
|             |             | Mesin-mesin/pesawat mekanik            | 38.017.382        | 10.926.437 |
|             |             | Minyak atsiri. komestik. wangi-wangian | 7.757             | 1.890      |
|             |             | Olahan makanan hewan                   | 1.634.914         | 1.987.500  |
|             |             | payung. tongkat berjalan               | 38.825            | 15.932     |
|             |             | Perabot. penerangan rumah              | 2.468.877         | 1.423.914  |
|             |             | Perangkat optik                        | 386.179           | 117.596    |
|             |             | Perekat. enzim                         | 121.010           | 48.974     |
|             |             | Perkakas. perangkat potong             | 266.967           | 74.651     |
|             |             | Plastik dan barang dari plastik        | 1.895.177         | 1.044.591  |

| Kode Negara | Nama Negara            | Uraian Golongan Barang (HS2)    | Kumulatif         |                    |
|-------------|------------------------|---------------------------------|-------------------|--------------------|
|             |                        |                                 | Nilai CIF (US \$) | Berat (kg)         |
|             |                        | Produk farmasi                  | 199.500           | 75.000             |
|             |                        | Produk keramik                  | 6.214.762         | 20.716.887         |
|             |                        | Sabun dan preparat pembersih    | 54.037            | 121.367            |
|             |                        | Sari bahan samak dan celup      | 52.115            | 57.762             |
|             |                        | Sayuran                         | 610.052           | 696.000            |
|             |                        | Seng                            | 30.632            | 19.880             |
|             |                        | Tembaga                         | 206.879           | 65.079             |
|             |                        | Tutup kepala                    | 3.312             | 626                |
|             | <b>CHINA Total</b>     |                                 | <b>84.255.619</b> | <b>73.648.782</b>  |
| <b>121</b>  | <b>THAILAND</b>        | Bahan kimia anorganik           | 189.000           | 676.500            |
|             |                        | Benda-benda dari besi dan baja  | 268.916           | 38.610             |
|             |                        | Berbagai barang logam dasar     | 54.532            | 7.920              |
|             |                        | Garam. belerang dan kapur       | 876.125           | 20.000.000         |
|             |                        | Gula dan Kembang Gula           | 53.283.190        | 111.000.000        |
|             |                        | Karet dan barang dari karet     | 17.985            | 2.303              |
|             |                        | Kendaraan & bagiannya           | 138.106           | 19.009             |
|             |                        | Mesin-mesin/pesawat mekanik     | 2.388.223         | 299.222            |
|             |                        | Perekat. enzim                  | 10.620            | 18.000             |
|             |                        | Perkakas. perangkat potong      | 27.663            | 3.536              |
|             |                        | Plastik dan barang dari plastik | 377.784           | 270.000            |
|             |                        | Produk keramik                  | 203.995           | 258.622            |
|             | <b>THAILAND Total</b>  |                                 | <b>57.836.139</b> | <b>132.593.722</b> |
| <b>122</b>  | <b>SINGAPORE</b>       | Bahan bakar mineral             | 83.004.368        | 77.099.331         |
|             |                        | Bahan kimia anorganik           | 3.396             | 139                |
|             |                        | Bahan kimia organik             | 1.136.300         | 400.000            |
|             |                        | Benda-benda dari besi dan baja  | 5.489             | 128                |
|             |                        | Berbagai barang logam dasar     | 6.204             | 157                |
|             |                        | Karet dan barang dari karet     | 11.104            | 272                |
|             |                        | Kendaraan & bagiannya           | 1.025.710         | 63.800             |
|             |                        | Mesin/peralatan listrik         | 28.452            | 754                |
|             |                        | Mesin-mesin/pesawat mekanik     | 828.838           | 28.846             |
|             |                        | Olahan makanan hewan            | 199.506           | 123.950            |
|             |                        | Perabot. penerangan rumah       | 105               | 3                  |
|             |                        | Perkakas. perangkat potong      | 183               | 6                  |
|             |                        | Plastik dan barang dari plastik | 5.884             | 176                |
|             | <b>SINGAPORE Total</b> |                                 | <b>86.255.539</b> | <b>77.717.562</b>  |
| <b>124</b>  | <b>MALAYSIA</b>        | Bahan bakar mineral             | 42.761.169        | 38.334.166         |
|             |                        | Berbagai produk kimia           | 200.880           | 126.000            |
|             |                        | Kaca & barang dari kaca         | 319.660           | 771.384            |

| Kode Negara | Nama Negara               | Uraian Golongan Barang (HS2)           | Kumulatif         |                   |
|-------------|---------------------------|--|-------------------|-------------------|
|             |                           |  | Nilai CIF (US \$) | Berat (kg)        |
|             |                           | Kakao/coklat                           | 8.108.884         | 2.466.773         |
|             |                           | Mesin-mesin/pesawat mekanik            | 627.357           | 97.279            |
|             |                           | Perabot. penerangan rumah              | 39.302            | 7.840             |
|             |                           | Plastik dan barang dari plastik        | 7.484             | 2.385             |
|             |                           | Produk keramik                         | 11.847            | 20.311            |
|             | <b>MALAYSIA Total</b>     |  | <b>52.076.583</b> | <b>41.826.138</b> |
| <b>131</b>  | <b>VIET NAM</b>           | Buah-buahan                            | 1.906.818         | 381.148           |
|             |                           | Mesin-mesin/pesawat mekanik            | 236.391           | 12.181            |
|             |                           | Plastik dan barang dari plastik        | 1.940.368         | 929.003           |
|             |                           | Produk keramik                         | 35.734            | 156.780           |
|             | <b>VIET NAM Total</b>     |  | <b>4.119.311</b>  | <b>1.479.112</b>  |
| <b>133</b>  | <b>INDIA</b>              | Besi dan baja                          | 161.188           | 50.729            |
|             |                           | Gula dan Kembang Gula                  | 42.472.330        | 85.000.000        |
|             |                           | Karet dan barang dari karet            | 284.038           | 89.375            |
|             |                           | Kendaraan & bagiannya                  | 1.025.710         | 68.300            |
|             |                           | Mesin-mesin/pesawat mekanik            | 264.900           | 85.522            |
|             |                           | Minyak atsiri. komestik. wangi-wangian | 18.180            | 4.475             |
|             |                           | Produk keramik                         | 1.841.368         | 8.295.938         |
|             |                           | Sari bahan samak dan celup             | 67.600            | 9.200             |
|             | <b>INDIA Total</b>        |  | <b>46.135.314</b> | <b>93.603.539</b> |
| <b>134</b>  | <b>PAKISTAN</b>           | Benda-benda dari besi dan baja         | 3.465             | 100               |
|             | <b>PAKISTAN Total</b>     |  | <b>3.465</b>      | <b>100</b>        |
| <b>135</b>  | <b>BANGLADESH</b>         | Kain perca                             | 250.096           | 197.472           |
|             | <b>BANGLADESH Total</b>   |  | <b>250.096</b>    | <b>197.472</b>    |
| <b>138</b>  | <b>INDONESIA</b>          | Daging dan Ikan Olahan                 | 340.332           | 37.365            |
|             |                           | Ikan dan Udang                         | 1.029.901         | 114.802           |
|             | <b>INDONESIA Total</b>    |  | <b>1.370.233</b>  | <b>152.167</b>    |
| <b>143</b>  | <b>SAUDI ARABIA</b>       | Buah-buahan                            | 119.948           | 112.500           |
|             | <b>SAUDI ARABIA Total</b> |  | <b>119.948</b>    | <b>112.500</b>    |
| <b>154</b>  | <b>TURKEY</b>             | Gula dan Kembang Gula                  | 282.620           | 817.800           |
|             | <b>TURKEY Total</b>       |  | <b>282.620</b>    | <b>817.800</b>    |
| <b>156</b>  | <b>QATAR</b>              | Bahan kimia anorganik                  | 12.325.500        | 33.000.000        |
|             | <b>QATAR Total</b>        |  | <b>12.325.500</b> | <b>33.000.000</b> |
| <b>157</b>  | <b>BAHRAIN</b>            | Ikan dan Udang                         | 109.250           | 18.500            |
|             | <b>BAHRAIN Total</b>      |  | <b>109.250</b>    | <b>18.500</b>     |
| <b>214</b>  | <b>TUNISIA</b>            | Ikan dan Udang                         | 1.049.875         | 166.500           |
|             | <b>TUNISIA Total</b>      |  | <b>1.049.875</b>  | <b>166.500</b>    |
| <b>240</b>  | <b>COTE D'IVOIRE</b>      | Buah-buahan                            | 1.421.804         | 1.109.359         |

| Kode Negara | Nama Negara                     | Uraian Golongan Barang (HS2)           | Kumulatif         |                    |
|-------------|---------------------------------|--|-------------------|--------------------|
|             |                                 |  | Nilai CIF (US \$) | Berat (kg)         |
|             | <b>COTE D'IVOIRE Total</b>      |  | <b>1.421.804</b>  | <b>1.109.359</b>   |
| <b>311</b>  | <b>AUSTRALIA</b>                | Benda-benda dari besi dan baja         | 52.613            | 865                |
|             |                                 | Gandum-gandum                          | 64.138.064        | 168.948.720        |
|             |                                 | Mesin/peralatan listrik                | 7.124             | 182                |
|             | <b>AUSTRALIA Total</b>          |  | <b>64.197.801</b> | <b>168.949.767</b> |
| <b>411</b>  | <b>UNITED STATES</b>            | Mesin-mesin/pesawat mekanik            | 1.863.210         | 119.609            |
|             |                                 | Olahan makanan hewan                   | 4.422.964         | 7.797.680          |
|             | <b>UNITED STATES Total</b>      |  | <b>6.286.174</b>  | <b>7.917.289</b>   |
| <b>412</b>  | <b>CANADA</b>                   | Gandum-gandum                          | 18.288.474        | 37.934.000         |
|             |                                 | Mesin/peralatan listrik                | 11.534            | 556                |
|             |                                 | Mesin-mesin/pesawat mekanik            | 17.132            | 825                |
|             |                                 | Olahan makanan hewan                   | 1.614.293         | 2.414.857          |
|             |                                 | Perkakas. perangkat potong             | 384               | 19                 |
|             | <b>CANADA Total</b>             |  | <b>19.931.817</b> | <b>40.350.257</b>  |
| <b>431</b>  | <b>CHILE</b>                    | Aluminium                              | 26.124            | 11.554             |
|             | <b>CHILE Total</b>              |  | <b>26.124</b>     | <b>11.554</b>      |
| <b>433</b>  | <b>ARGENTINA</b>                | Gandum-gandum                          | 7.363.200         | 20.000.000         |
|             |                                 | Olahan makanan hewan                   | 33.206.861        | 60.026.000         |
|             | <b>ARGENTINA Total</b>          |  | <b>40.570.061</b> | <b>80.026.000</b>  |
| <b>434</b>  | <b>BRAZIL</b>                   | Olahan makanan hewan                   | 26.150.458        | 44.860.000         |
|             | <b>BRAZIL Total</b>             |  | <b>26.150.458</b> | <b>44.860.000</b>  |
| <b>438</b>  | <b>PARAGUAY</b>                 | Olahan makanan hewan                   | 5.081.117         | 9.500.000          |
|             | <b>PARAGUAY Total</b>           |  | <b>5.081.117</b>  | <b>9.500.000</b>   |
| <b>441</b>  | <b>ECUADOR</b>                  | Kakao/coklat                           | 241.630           | 49.956             |
|             | <b>ECUADOR Total</b>            |  | <b>241.630</b>    | <b>49.956</b>      |
| <b>449</b>  | <b>DOMINICAN REPUBLIC</b>       | Kakao/coklat                           | 5.024.088         | 1.436.600          |
|             | <b>DOMINICAN REPUBLIC Total</b> |  | <b>5.024.088</b>  | <b>1.436.600</b>   |
| <b>511</b>  | <b>UNITED KINGDOM</b>           | Mesin-mesin/pesawat mekanik            | 36.604            | 619                |
|             | <b>UNITED KINGDOM Total</b>     |  | <b>36.604</b>     | <b>619</b>         |
| <b>512</b>  | <b>NETHERLANDS</b>              | Mesin-mesin/pesawat mekanik            | 31.973            | 12.560             |
|             | <b>NETHERLANDS Total</b>        |  | <b>31.973</b>     | <b>12.560</b>      |
| <b>513</b>  | <b>FRANCE</b>                   | Minyak atsiri. komestik. wangi-wangian | 31.634            | 7.276              |
|             | <b>FRANCE Total</b>             |  | <b>31.634</b>     | <b>7.276</b>       |
| <b>514</b>  | <b>GERMANY. FED. REP. OF</b>    | Mesin-mesin/pesawat mekanik            | 225.509           | 1.759              |
|             |                                 | Perekat. enzim                         | 95.500            | 10.000             |
|             | <b>GERMANY. FED. REP.</b>       |  | <b>321.009</b>    | <b>11.759</b>      |

| Kode Negara  | Nama Negara                    | Uraian Golongan Barang (HS2)   | Kumulatif          |                    |
|--------------|--------------------------------|--------------------------------|--------------------|--------------------|
|              |                                |                                | Nilai CIF (US \$)  | Berat (kg)         |
|              | <b>OF Total</b>                |                                |                    |                    |
| <b>516</b>   | <b>BELGIUM</b>                 | Berbagai produk kimia          | 163.149            | 125.000            |
|              |                                | Perekat. enzim                 | 82.400             | 9.440              |
|              |                                | Sayuran dan Buah-buahan Olahan | 22.526             | 22.680             |
|              | <b>BELGIUM Total</b>           |                                | <b>268.075</b>     | <b>157.120</b>     |
| <b>521</b>   | <b>DENMARK</b>                 | Hasil penggilingan             | 177.660            | 231.000            |
|              | <b>DENMARK Total</b>           |                                | <b>177.660</b>     | <b>231.000</b>     |
| <b>522</b>   | <b>NORWAY</b>                  | Berbagai produk kimia          | 664.112            | 706.152            |
|              |                                | Mesin/peralatan listrik        | 3.189.845          | 257.026            |
|              | <b>NORWAY Total</b>            |                                | <b>3.853.957</b>   | <b>963.178</b>     |
| <b>523</b>   | <b>SWEDEN</b>                  | kertas/karton                  | 1.137.769          | 1.125.347          |
|              |                                | Mesin/peralatan listrik        | 31.542             | 3.090              |
|              | <b>SWEDEN Total</b>            |                                | <b>1.169.311</b>   | <b>1.128.437</b>   |
| <b>526</b>   | <b>ITALY</b>                   | Mesin-mesin/pesawat mekanik    | 172.976            | 13.274             |
|              | <b>ITALY Total</b>             |                                | <b>172.976</b>     | <b>13.274</b>      |
| <b>527</b>   | <b>SPAIN</b>                   | Mesin-mesin/pesawat mekanik    | 186.121            | 32.778             |
|              |                                | Olahan makanan hewan           | 56.552             | 93.750             |
|              | <b>SPAIN Total</b>             |                                | <b>242.673</b>     | <b>126.528</b>     |
| <b>531</b>   | <b>GREECE</b>                  | Benda-benda dari besi dan baja | 7.000              | 6.430              |
|              | <b>GREECE Total</b>            |                                | <b>7.000</b>       | <b>6.430</b>       |
| <b>572</b>   | <b>RUSSIA FEDERATION</b>       | Pesawat Terbang & bagiannya    | 4.007.038          | 1.935              |
|              | <b>RUSSIA FEDERATION Total</b> |                                | <b>4.007.038</b>   | <b>1.935</b>       |
| <b>Total</b> |                                |                                | <b>529.424.058</b> | <b>815.833.786</b> |

# DATA

**MENCERDASKAN BANGSA**

<https://sulsesel.bps.go.id>



**BADAN PUSAT STATISTIK  
PROVINSI SULAWESI SELATAN**

Jl. Haji Bau No 6, Makassar, 90125  
Telp : (0411) 854838, Fax: (0411) 85125  
Homepage : <http://sulsesel.bps.go.id>  
E-Mail : [bps7300@bps.go.id](mailto:bps7300@bps.go.id)