

STATISTIK EKSPOR

Provinsi Kalimantan Timur

EXPORT STATISTICS OF KALIMANTAN TIMUR

2016



STATISTIK EKSPOR

Provinsi Kalimantan Timur

EXPORT STATISTICS OF KALIMANTAN TIMUR

2016



STATISTIK EKSPOR
PROVINSI KALIMANTAN TIMUR
EXPORT STATISTICS OF KALIMANTAN TIMUR
2016

ISSN: 1907 - 1841

Nomor Publikasi/Publication Number: 64540.1707

Katalog/Catalogue: 8202016.64

Ukuran Buku/ Book Size: 21,0 Cm x 29,7 Cm

Jumlah Halaman/Pages: $x + 54$ halaman/ pages

Naskah/Manuscript :

Bidang Statistik Distribusi

Distribution Statistics Division

Penyunting/Editor :

Bidang Statistik Distribusi

Distribution Statistics Division

Gambar Kulit/Art Designer:

Bidang Statistik Distribusi

Distribution Statistics Division

Diterbitkan Oleh/ Published by :

© Badan Pusat Statistik Provinsi Kalimantan Timur

BPS-Statistics of Kalimantan Timur Province

Dicetak oleh/Printed by :

CV. Mahendra

Dilarang mengumumkan, mendistribusikan, mengomunikasikan, dan/atau mengandakan sebagian atau seluruh isi buku ini untuk tujuan komersial tanpa izin tertulis dari Badan Pusat Statistik

Prohibited to announce, distribute, communicate, and/or copy part or all of this book for commercial purpose without permission from BPS-Statistics Indonesia

TIM PENYUSUN

Naskah/Manuscript:	BPS - Provinsi Kalimantan Timur/ BPS-Statistics of Kalimantan Timur
Pengarah/Director:	M. Habibullah
Penanggung Jawab/ Person In Charge:	Siti Farisyah Yana
Penyunting/Editor:	Siti Farisyah Yana M. Fauzi
Penulis/Pengolah Data Author/ Data Processor:	Titin Sukmawati
Penyiapan Draft/ Gambar Kulit Preparatory Manuscript/ Cover Design:	Titin Sukmawati, A.Md Rizka Maulina, S.ST Loveandre Danang H., S.ST

KATA PENGANTAR

Publikasi “STATISTIK EKSPOR PROVINSI KALIMANTAN TIMUR 2016” merupakan publikasi tahunan yang diterbitkan oleh Badan Pusat Statistik Provinsi Kalimantan Timur.

Publikasi ini menyajikan data ekspor menurut jenis barang, negara tujuan dan pelabuhan ekspor, berdasarkan hasil pengolahan dokumen PEB (Pemberitahuan Ekspor Barang) tahun 2016.

Selain itu juga sebagai bahan perbandingan secara total, di sajikan pula data series dari tahun 2012 sampai dengan tahun 2016, termasuk laju pertumbuhan Ekspor Kalimantan Timur, yang dirinci menurut ekspor migas dan non migas.

Mudah-mudahan publikasi ini dapat membantu kebutuhan para konsumen data ekspor Kalimantan Timur. Terimakasih disampaikan kepada semua pihak yang telah membantu BPS Provinsi Kalimantan Timur sehingga penyajian publikasi ini dapat terlaksana.

Samarinda, Agustus 2017
Badan Pusat Statistik
Provinsi Kalimantan Timur

Kepala



M. Habibullah

PREFACE

The 2016 Export Statistics of Kalimantan Timur is an annual publication, published by the BPS – Statistics of Kalimantan Timur.

This publication contains about data of export, which arrange by commodity, country of destination, and port of exportation, were based on the 2016 export declaration.

For comparison, this publication also presents, data series of total export and growth of export in Kalimantan Timur, by export of oil and gas, and others.

Hopefully this publication would be able to meet the need of consumers of export statistic of Kalimantan Timur. Finally, deep gratitudes are due to many agencies which cooperated with the BPS – Statistics of Kalimantan Timur in making it possible to bring out this publication.

*Samarinda, August 2017
BPS – Statistics of
Kalimantan Timur Province
Head*



M. Habibullah

DAFTAR ISI/TABLE OF CONTENTS

	Hal/Page
KATA PENGANTAR/PREFACE.....	v/vi
DAFTAR ISI/ TABLE OF CONTENTS.....	vii
DAFTAR GRAFIK / LIST OF GRAPHS	viii
DAFTAR LAMPIRAN / LIST OF APPENDIX	ix
PENJELASAN/EXPLANATORY NOTES.....	1/4
ULASAN SINGKAT/BRIEF DESCRIPTION.....	7/14
A Pendahuluan / Introduction	7/14
B Perkembangan Ekspor / Export Development	7/14
C Ekspor Kalimantan Timur Tahun 2016 / Kalimantan Timur Export in 2016	8/15
<i>Tabel-Tabel/Tables</i>	
Tabel/Table A. Berat dan Nilai Ekspor Provinsi Kalimantan Timur Menurut Pelabuhan Utama, Tahun 2016 / <i>Weight and Value of Kalimantan Timur Export by Major Port of Exportation, 2016.....</i>	9/16
Tabel/Table B. Berat dan Nilai Ekspor Provinsi Kalimantan Timur Menurut Benua Tujuan Tahun 2016/ <i>Weight and Value of Kalimantan Timur Export by Continent of Destination, 2016.....</i>	10/17
Tabel/Table C. Berat dan Nilai Ekspor Provinsi Kalimantan Timur Menurut Negara Tujuan Utama, Tahun 2016/ <i>Weight and Value of Kalimantan Timur Export by Major Country of Destination, 2016.....</i>	11/18
Tabel/Table D. Berat dan Nilai Ekspor Provinsi Kalimantan Timur Menurut 21 Golongan Barang Utama Tahun 2016/ <i>Weight and Value of Kalimantan Timur Export by Major 21 Commodity Group, 2016.....</i>	12/19
Tabel/Table E. Berat dan Nilai Ekspor Provinsi Kalimantan Timur Menurut Komoditi (HS 10 Digit) Utama, Tahun 2016/ <i>Weight and Value of Kalimantan Timur Export by Major Commodity 10 Digit HS, 2016.....</i>	13/20
LAMPIRAN	21 -54

DAFTAR GRAFIK /LIST OF GRAPHS

	Hal/Page
Grafik/Graph 1. Perkembangan Nilai Ekspor Provinsi Kalimantan Timur Tahun 2012 - 2016/ <i>Trend of Kalimantan Timur Export Value 2012 - 2016</i>	8/15
Grafik/Graph 2. Nilai Ekspor Provinsi Kalimantan Timur Menurut Pelabuhan Muat Utama, Tahun 2016 (persen)/ <i>Kalimantan Timur Export Value by Major Port, 2016 (%)</i>	9/16
Grafik/Graph 3. Nilai Ekspor Provinsi Kalimantan Timur Menurut Benua Tujuan, Tahun 2016 (Persen)/ <i>Kalimantan Timur Export Value by Continent of Destination, 2016 (%)</i>	10/17

DAFTAR LAMPIRAN /LIST OF APPENDIX

		Hal/Page
Tabel/Table	1. Perkembangan Nilai Ekspor Migas dan Non Migas Provinsi Kalimantan Timur/ <i>Trend of Kalimantan Timur Export Value by Commodity Group, (Oil & Gas and Non Oil & Gas), (US\$ 000) 2012 - 2016</i>	23
Tabel/Table	2. Laju Pertumbuhan Nilai Ekspor Provinsi Kalimantan Timur/ <i>Growth Rate of Kalimantan Timur Export Value, 2012-2016</i>	24
Tabel/Table	3. Nilai Ekspor Provinsi Kalimantan Timur Menurut Pelabuhan Muat dan Golongan Barang / <i>Export Value of Kalimantan Timur by Port and Commodity Group, 2016 (FOB US\$)</i>	25
Tabel/Table	4. Berat dan Nilai Ekspor Provinsi Kalimantan Timur Menurut Pelabuhan Muat/ <i>Weight and Value of Kalimantan Timur Export by Port, 2016 (FOB US\$)</i>	26
Tabel/Table	5. Berat dan Nilai Ekspor Provinsi Kalimantan Timur Menurut Benua/ <i>Weight and Value of Kalimantan Timur Export by Continent of Destination, 2016 (FOB US\$)</i>	27
Tabel/Table	6. Berat dan Nilai Ekspor Provinsi Kalimantan Timur Menurut Negara/ <i>Weight and Value of Kalimantan Timur Export by Country of Destination, 2016 (FOB US\$)</i>	28
Tabel/Table	7. Berat dan Nilai Ekspor Provinsi Kalimantan Timur Menurut 21 Golongan Barang/ <i>Weight and Value of Kalimantan Timur Export by 21 Commodity Group, 2016 (FOB US\$)</i>	30
Tabel/Table	8. Berat dan Nilai Ekspor Provinsi Kalimantan Timur Menurut Golongan Barang (HS) 2 Digit/ <i>Weight and Value of Kalimantan Timur Export by Commodity 2 Digit HS, 2016 (FOB US\$)</i>	31
Tabel/Table	9. Berat dan Nilai Ekspor Provinsi Kalimantan Timur Menurut Komoditi (HS) 10 Digit/ <i>Weight and Value of Kalimantan Timur Export by Commodity 10 Digit HS, 2016 (FOB US\$)</i>	35

PENJELASAN

1. DAERAH PENCATATAN

Daerah pencatatan statistik dalam publikasi ini meliputi pelabuhan-pelabuhan yang berada di wilayah Kalimantan Timur.

2. SUMBER DATA

Data ekspor dikumpulkan berdasarkan dokumen ekspor/ Pemberitahuan Ekspor Barang (PEB) yang diisi oleh Eksportir dan telah diberikan izin muat oleh Bea dan Cukai serta dilegalisir oleh Bank Devisa.

3. SISTEM PERDAGANGAN

Pencatatan Statistik perdagangan luar negeri menggunakan sistem perdagangan umum (*general trade*) dimana pencatatan dilakukan dari dokumen PEB yang dimuat dari pelabuhan dan bandara di seluruh wilayah Indonesia termasuk kawasan berikut.

4. RUANG LINGKUP

⇒ Pencatatan Statistik Ekspor meliputi seluruh barang-barang yang keluar dari wilayah Kalimantan Timur yang bersifat komersial maupun bukan komersial seperti bantuan barang kredit lunak, hadiah dan sebagainya.

⇒ Ekspor kapal laut dan pesawat udara termasuk dalam statistik ekspor, sedangkan ekspor bunker oil untuk kapal tidak tercatat dalam publikasi ini.

⇒ Barang-barang yang diolah di luar negeri tetap dicatat sebagai ekspor, meskipun hasil olahan barang tersebut akan kembali masuk ke wilayah Kalimantan Timur.

⇒ Barang-barang di bawah ini tidak termasuk di dalam statistik ekspor

a. Pakaian & barang-barang perhiasan penumpang.

- b. Barang-barang yang dikirim untuk perwakilan Indonesia di luar negeri.
- c. Barang-barang untuk ekspedisi dan ekshibisi/pameran.
- d. Pembungkus/peti kemas untuk diisi diluar negeri.
- e. Uang dan Surat-surat berharga.
- f. Barang-barang contoh.
- g. Barang-barang yang dikirim keluar negeri untuk diperbaiki.

5. SISTEM PENGOLAHAN

Data dalam publikasi ini mencakup dokumen-dokumen Ekspor tahun 2016 yang diterima oleh Badan Pusat Statistik sejak awal Januari 2016 sampai dengan 31 Desember 2016. Sistem pengolahan menggunakan “*Carry Over*”. Dengan metode ini dokumen-dokumen dari daerah ditunggu selama satu bulan setelah bulan berjalan. Dokumen-dokumen yang datang terlambat akan dimasukkan dalam pengolahan bulan berikutnya. Metode “*Carry over*” ini sangat membantu mempercepat pengolahan data, disamping itu telah diteliti bahwa metode ini tidak begitu berpengaruh terhadap ekspor yang disebabkan “*carry over*” berikutnya.

6. KLASIFIKASI JENIS BARANG

Penggolongan barang didalam publikasi ini menggunakan Klasifikasi Tarif Indonesia 2012 yang didasarkan atas *Harmonized System (HS)*.

7. PERIODE REFERENSI

Periode penentuan ekspor adalah tanggal diberikannya izin muat barang tersebut oleh pejabat Bea & Cukai setelah diadakan pemeriksaan seperlunya.

8. *NILAI BARANG*

Nilai barang yang dicatat untuk statistik Ekspor adalah nilai FOB (US\$).

9. *NEGARA TUJUAN*

Yang dimaksud dengan negara tujuan adalah negara dimana barang tersebut akan dikonsumsi / diperdagangkan.

10. *SATUAN BARANG*

Sejak tahun 1975 ekspor disajikan dalam berat bersih (Kg) meskipun demikian untuk beberapa jenis barang disajikan pula buah, ekor, lembar, liter, dozen, pasang, unit dan sebagainya.

11. *PELABUHAN EKSPOR*

Yang dimaksud dengan pelabuhan ekspor adalah pelabuhan dimana surat izin muat tersebut dikeluarkan.

EXPLANATORY NOTES

1. AREA OF RECORDINGS

The statistics recording area in this publication covers the entire territory of the Kalimantan Timur.

2. SOURCE OF DOCUMENTS

The data compiled based on export documents/Export Declaration (PEB), filled out by the Exporters approved by the Customs & Excises and legalized by foreign exchange bank.

3. TRADE SYSTEM

Recording of Foreign Trade Statistics apply the general trade system, where the documents recorded from the whole port in Indonesia including bounded warehouse.

4. COVERAGE

- ⇒ *The recording Export statistics covers all goods leaving the territory of the Kalimantan Timur, both the commercial, as well as non commercial goods, such as goods with soft loans, grants/gifts, etc .*
- ⇒ *Ocean going ships and air planes are included in the statistics, while the export of bunker oil for ships is not presented in this publication.*
- ⇒ *Goods processed abroad, are still recorded as export although the results of this processing will return to, and enter on the territory of the East Kalimantan.*
- ⇒ *The following goods were not included in the statistics :*
 - a. *Clothes and jewelry of passangers.*
 - b. *Goods exported for the Indonesian representative abroad.*
 - c. *Goods for expeditions and exhibition/shows.*
 - d. *Packings/containers to be filled abroad.*

- e. *Banknotes and securities*
- f. *Sample goods*
- g. *Repaired goods*

5. PROCESSING SYSTEM

The data in this publication cover export documents of 2016 received by BPS-Statistics of Indonesia since the beginning of January 2016 through December 31, 2016. The carry over system is applied in this processing.

The deadline of a certain month is one month after the reference period, which means the end of the following month. The documents accepted after the deadline is considered as document of the following month. The method of carry over was very helpful to speed up data processing, beside that it was researched that the method was not significantly affected by the carry over data.

6. COMMODITY CLASSIFICATION

The classification of goods in this publication applies the 2012 Indonesia Tariff Classification, which is based on the Harmonized System (HS).

7. REFERENCE PERIOD

The period for export determination is the date of issuance of the Goods Loading Permit by the Customs & Excises official, after the necessary examination had been conducted.

8. COMMODITY VALUATION

The goods value recorded for the Export Statistics, is the FOB value (US\$).

9. COUNTRY OF DESTINATION

Country of destination is the country known at the time of dispatch to be the final country where goods are to be delivered

10. UNIT OF COMMODITY

Since 1975, export has been presented in net weight (kg); nevertheless, several types of goods are also presented in piece, sheet, litre, dozen pairs, units, etc.

11. PORT OF EXPORT

Port of export is the port where the Loading permit is issued.

<https://kaltim.bps.go.id>

ULASAN SINGKAT

A. Pendahuluan

Perdagangan luar negeri merupakan sektor ekonomi yang sangat berperan dalam menunjang pembangunan. Dari kegiatan ekspor dapat diperoleh devisa yang merupakan salah satu sumber dana untuk pembangunan.

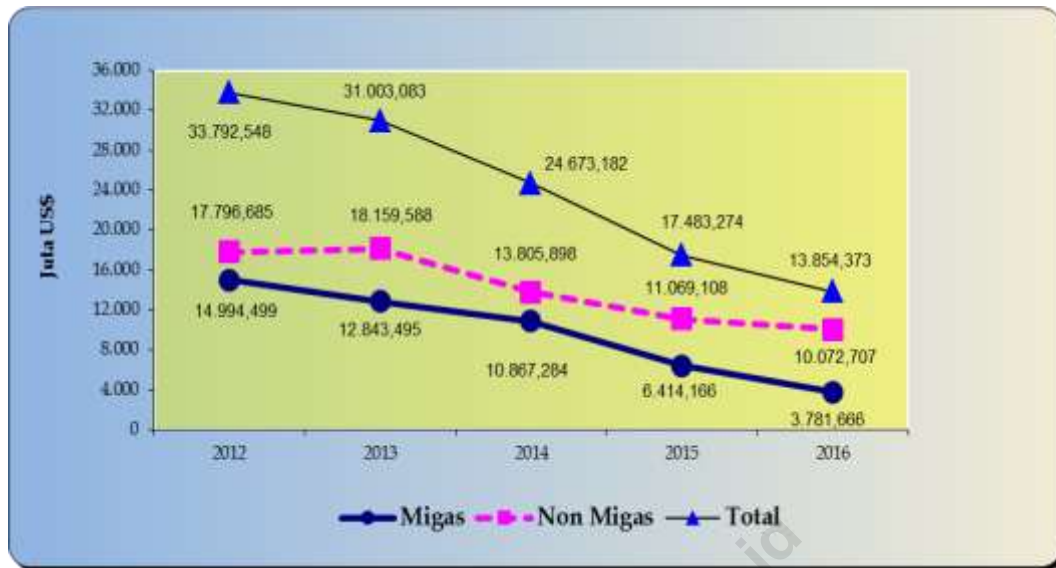
Untuk meningkatkan ekspor, pemerintah telah mengeluarkan serangkaian kebijaksanaan seperti paket deregulasi. Inti dari paket deregulasi adalah pemerintah memperluas cakupan kelompok komoditi yang mendapat fasilitas dalam kerangka Perusahaan Eksporir Tertentu (PET).

Pada tahun 2016 kegiatan perdagangan luar negeri Kalimantan Timur khususnya ekspor mengalami penurunan sebesar 20,76 persen. Penurunan nilai ekspor Kalimantan Timur pada tahun 2016 apabila diamati dari golongan barang, disebabkan oleh penurunan barang-barang migas sebesar 41,04 persen dan non migas sebesar 9,00 persen terhadap tahun sebelumnya.

B. Perkembangan Ekspor

Perkembangan nilai ekspor Kalimantan Timur selama lima tahun terakhir rata-rata mengalami penurunan. Jika dilihat dari sektor, perkembangan sektor migas mengalami penurunan dari tahun 2012 sampai tahun 2016. Sedangkan perkembangan sektor non migas mengalami peningkatan pada tahun 2013. Selebihnya non migas juga mengalami penurunan.

Grafik 1. Perkembangan Nilai Ekspor Provinsi Kalimantan Timur, Tahun 2012 - 2016



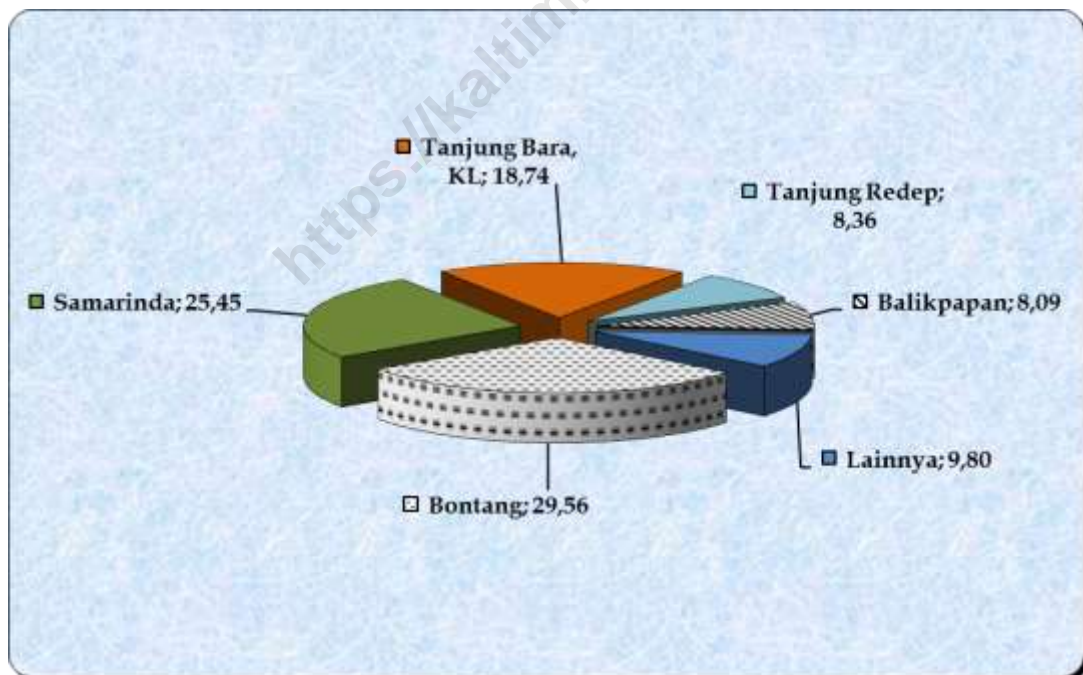
C. Ekspor Kalimantan Timur Tahun 2016

Ekspor Kalimantan Timur tahun 2016 dimuat melalui 14 (empat belas) pelabuhan yang ada di Kalimantan Timur. Dari dua puluh pelabuhan ekspor tersebut bila diamati dari peran masing-masing pelabuhan, maka pelabuhan Bontang merupakan pelabuhan yang memuat barang ekspor terbesar pada tahun 2016 yakni sebesar 29,56 persen dari total nilai ekspor Kalimantan Timur, atau senilai US\$ 4,10 milyar dengan komoditi ekspor terbesar berupa komoditi migas. Pelabuhan yang memuat komoditi ekspor terbesar kedua dan ketiga adalah pelabuhan Samarinda dan Tanjung Bara, KL dengan nilai ekspor sebesar US\$ 3,52 milyar dan US\$ 2,60 milyar atau 25,45 persen dan 18,74 persen dari total nilai ekspor Kalimantan Timur tahun 2016. Selebihnya dimuat dari pelabuhan-pelabuhan lainnya yang dapat dilihat pada Tabel A.

Tabel A. Berat dan Nilai Ekspor Provinsi Kalimantan Timur Menurut Pelabuhan Utama, Tahun 2016

No	Pelabuhan	Berat (Kg)	Nilai (US\$)	Peranan (%)	
				Berat	Nilai
1.	Bontang	26.356.292.266	4.095.652.699	11,46	29,56
2.	Samarinda	81.494.225.036	3.525.445.111	35,45	25,45
3.	Tanjung Bara, KL	50.833.797.000	2.595.900.565	22,11	18,74
4.	Tanjung Redeb	28.984.664.675	1.157.858.820	12,61	8,36
5.	Balikpapan	14.192.920.448	1.121.151.148	6,17	8,09
6.	Lainnya	28.037.903.053	1.358.364.900	12,20	9,80
Total		229.899.802.477	13.854.373.243	100,00	100,00

Grafik 2. Nilai Ekspor Provinsi Kalimantan Timur Menurut Pelabuhan Muat Utama, Tahun 2016 (Persen)



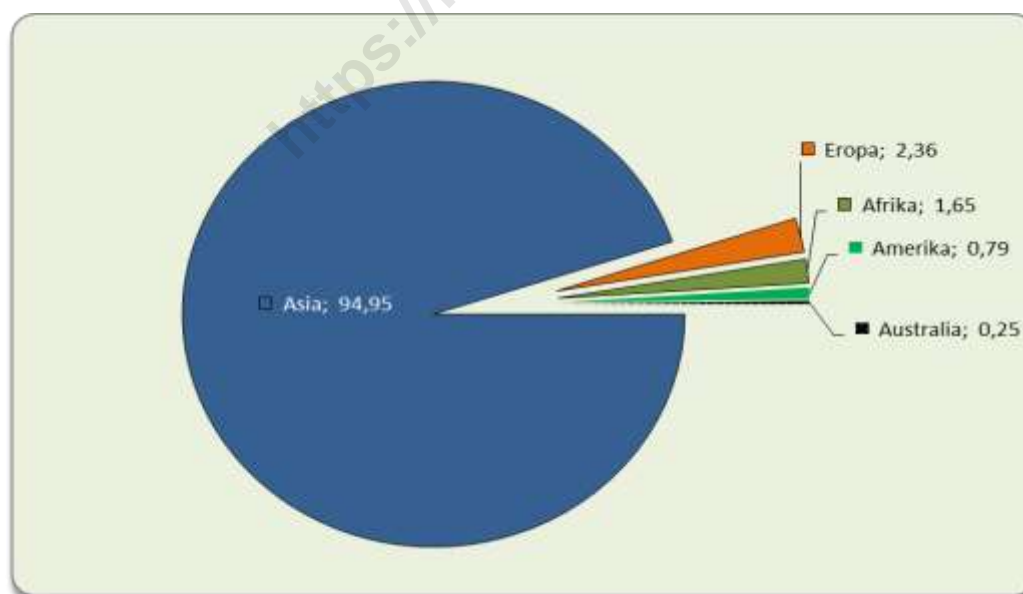
Barang-barang ekspor Kalimantan Timur tahun 2016 ditujukan ke berbagai negara di lima benua. Benua Asia merupakan tujuan ekspor terbesar dengan nilai mencapai US\$ 13,15 milyar atau sebesar 94,95 persen dari total nilai ekspor Kalimantan Timur. Berikutnya benua Eropa dan

Afrika masing-masing senilai US\$ 0,33 milyar dan US\$ 0,23 milyar atau sebesar 2,36 persen dan 1,65 persen. Selebihnya di ekspor ke benua Amerika dan Australia masing-masing senilai US\$ 109,21 juta dan US\$ 35,19 juta.

Tabel B. Berat dan Nilai Ekspor Provinsi Kalimantan Timur Menurut Benua Tujuan, Tahun 2016

No	Benua	Berat (Kg)	Nilai (US\$)	Peranan (%)	
				Berat	Nilai
1.	Asia	225.586.155.825	13.154.924.633	98,12	94,95
2.	Eropa	1.318.339.691	326.617.382	0,57	2,36
3.	Afrika	2.288.527.211	228.426.191	1,00	1,65
4.	Amerika	658.225.890	109.214.165	0,29	0,79
5.	Australia	48.553.861	35.190.872	0,02	0,25
Total		229.899.802.477	13.854.373.243	100,00	100,00

Grafik 3. Nilai Ekspor Provinsi Kalimantan Timur Menurut Benua Tujuan, Tahun 2016 (Persen)



Menurut negara tujuan ekspor, maka Jepang merupakan negara tujuan ekspor terbesar Kalimantan Timur dengan nilai US\$ 2,96 milyar atau sebesar 21,38 persen dari total nilai ekspor. Kemudian disusul oleh negara

Tiongkok dan India masing-masing dengan nilai ekspor sebesar US\$ 2,20 milyar dan US\$ 2,19 milyar atau sebesar 15,89 persen dan 15,80 persen.

Tabel C. Berat dan Nilai Ekspor Provinsi Kalimantan Timur Menurut Negara Tujuan Utama, Tahun 2016

No	Negara	Berat (Kg)	Nilai (US\$)	Peranan (%)	
				Berat	Nilai
1.	Jepang	25.020.061.607	2.962.472.562	10,88	21,38
2.	Tiongkok	51.863.192.109	2.201.810.581	22,56	15,89
3.	India	57.994.931.788	2.189.611.319	25,23	15,80
4.	Republik Korea	31.078.266.781	1.591.527.897	13,52	11,49
5.	Lainnya	63.943.350.192	4.908.950.883	27,81	35,43
Total		229.899.802.477	13.854.373.243	100,00	100,00

Menurut 21 golongan barang *Harmonized System (HS)*, produk mineral adalah golongan barang yang paling dominan diekspor dari Kalimantan Timur. Pada tahun 2016 produk mineral nilai ekspornya mencapai US\$ 12,61 milyar atau sebesar 91,01 persen dari total nilai ekspor Kalimantan Timur. Golongan barang dengan nilai ekspor terbesar berikutnya adalah produk industri kimia senilai US\$ 620,61 juta (4,48%), Kayu, barang dari kayu, barang anyaman sebesar US\$ 303,61 juta (2,19%), Lemak, minyak, malam nabati dan hewani sebesar US\$ 266,58 juta (1,92%) dan Mesin, perlengkapan, listrik, elektronika senilai US\$ 29,28 juta (0,21%). Di luar lima golongan barang tersebut, golongan barang lainnya memiliki total nilai ekspor sebesar US\$ 25,55 juta.

**Tabel D. Berat dan Nilai Ekspor Provinsi Kalimantan Timur
Menurut 21 Golongan Barang Utama, Tahun 2016**

Golongan Barang	Berat (Kg)	Nilai (US\$)	Peranan (%)	
			Berat	Nilai
05 Produk mineral	225.617.869.552	12.608.746.628	98,14	91,01
06 Produk industri kimia	2.632.024.398	620.605.561	1,14	4,48
09 Kayu, barang dari kayu, barang anyaman	1.175.484.479	303.605.230	0,51	2,19
03 Lemak, minyak, malam nabati dan hewani	448.354.381	266.585.406	0,20	1,92
16 Mesin, perlengkapan, listrik, elektronika	6.808.865	29.279.269	0,003	0,21
Lainnya	19.260.802	25.551.149	0,01	0,18
Total	229.899.802.477	13.854.373.243	100,00	100,00

Selain berdasarkan 21 golongan barang, ekspor Kalimantan Timur bisa diamati menurut jenis barangnya (HS). Jenis barang ekspor terbesar dari Kalimantan Timur adalah *Bituminous coal: coking coal* yakni sebesar 28,57 persen dengan nilai US\$ 3,96 milyar, disusul oleh *Other coal, whether or not pulverised but not agglomerated* dan *Liquid natural gas (LNG)* masing-masing senilai US\$ 3,33 milyar dan US\$ 2,78 milyar atau sebesar 24,06 persen dan 20,08 persen dari total nilai ekspor Kalimantan Timur tahun 2016.

**Tabel E. Berat dan Nilai Ekspor Provinsi Kalimantan Timur
Menurut Komoditi (HS 10 Digit) Utama, Tahun 2016**

Komoditi	Berat (Kg)	Nilai (US\$)	Peranan (%)	
			Berat	Nilai
2701121000 Bituminous coal: coking coal	78.872.829.018	3.957.683.845	34,31	28,57
2701190000 Other coal,whether or not pulverisedbut not agglomerated	94.229.874.270	3.333.545.833	40,99	24,06
2711110000 Liquid natural gas	8.501.390.211	2.781.988.202	3,70	20,08
2701129000 Bituminous coal: not coking coal	26.131.743.859	1.111.277.085	11,37	8,02
2709001000 Crude petroleum oil	1.791.700.202	524.458.338	0,78	3,79
2702100000 Lignite, whether or not pulverised,but not agglomerated	14.426.565.628	546.039.624	6,28	3,06
2709002000 Condensate	993.973.758	336.990.425	0,43	2,43
2814100000 Anhydrous ammonia	988.712.139	289.739.244	0,43	2,09
Lainnya	3.963.013.393	1.094.750.269	1,72	7,90
Total	229.899.802.477	13.854.373.243	100,00	100,00

BRIEF DESCRIPTION

A. Introduction

Foreign trade is an economic factor which support the National Development. From the Export activities, the foreign exchange can be obtained which is regarded as one of the financial sources for development activities.

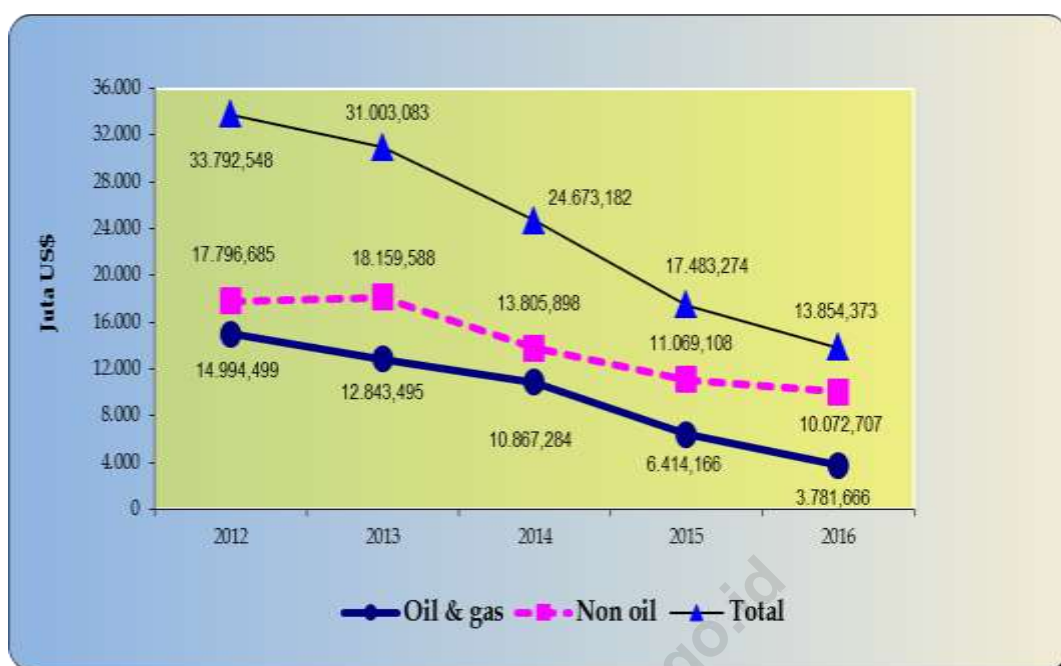
To increase the export, the Government has stipulated a set of policy like the deregulate package. The focus of the deregulates package is that Government expands the range of commodity group for some specific manufacturing export.

In 2016, Kalimantan Timur foreign trade activities, especially export, experienced to decreased by 20,76%. Decline in value of exports of Kalimantan Timur in the year 2016 when observed from the commodity group, caused by the decline in oil and gas goods amounted to 41,04% and non oil (expecially) amounted to 9,00% againts the previous year.

B. Export Development

During last five years, the export value was decreasing over time. This due to a significant decrease in oil & gas export value. Graph shows that a slight increase in non oil & gas export value in 2013 could not contribute in creating growth in the total of export value. From 2013, both oil & gas sector and non oil & gas sectors gradually declines.

Graph 1. Trend of Kalimantan Timur Export Value, 2012 – 2016



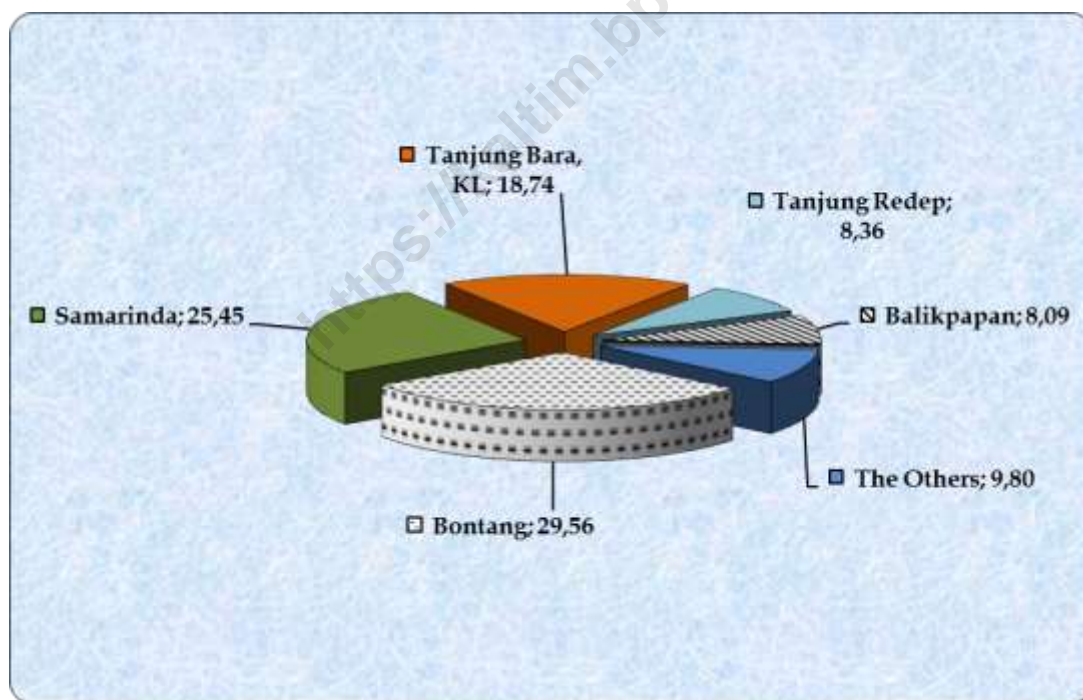
C. Kalimantan Timur Export in 2016

In the year of 2016, Kalimantan Timur export was loaded through 14 ports available in Kalimantan Timur. Out of 14 export ports, as viewed from each port activities, Bontang Port was regarded as the biggest port containing of 29,56% of export commodity, which reached US\$ 4,10 billion, was oil and gas material. Port that contains the scond largest export commodity and the thrid is the port of Samarinda and Tanjung Bara, KL which US\$ 3,52 billion and US\$ 2,60 billion or 25,45% and 18,74% of the total expor value of Kalimantan Timur in 2016. The remining export commodity was loaded by other ports as shown in Table A.

Table A. Weight and Value of Kalimantan Timur Export by Major Port of Exportation, 2016

No	Port of Exportation	Weight (Kg)	Value (US\$)	Contribution (%)	
				Weight	Value
1.	Bontang	26.356.292.266	4.095.652.699	11,46	29,56
2.	Samarinda	81.494.225.036	3.525.445.111	35,45	25,45
3.	Tanjung Bara, KL	50.833.797.000	2.595.900.565	22,11	18,74
4.	Tanjung Redeb	28.984.664.675	1.157.858.820	12,61	8,36
5.	Balikpapan	14.192.920.448	1.121.151.148	6,17	8,09
6.	The Others	28.037.903.053	1.358.364.900	12,20	9,80
Total		229.899.802.477	13.854.373.243	100,00	100,00

Graph 2. Kalimantan Timur Export Value by Major Port, 2016 (%)



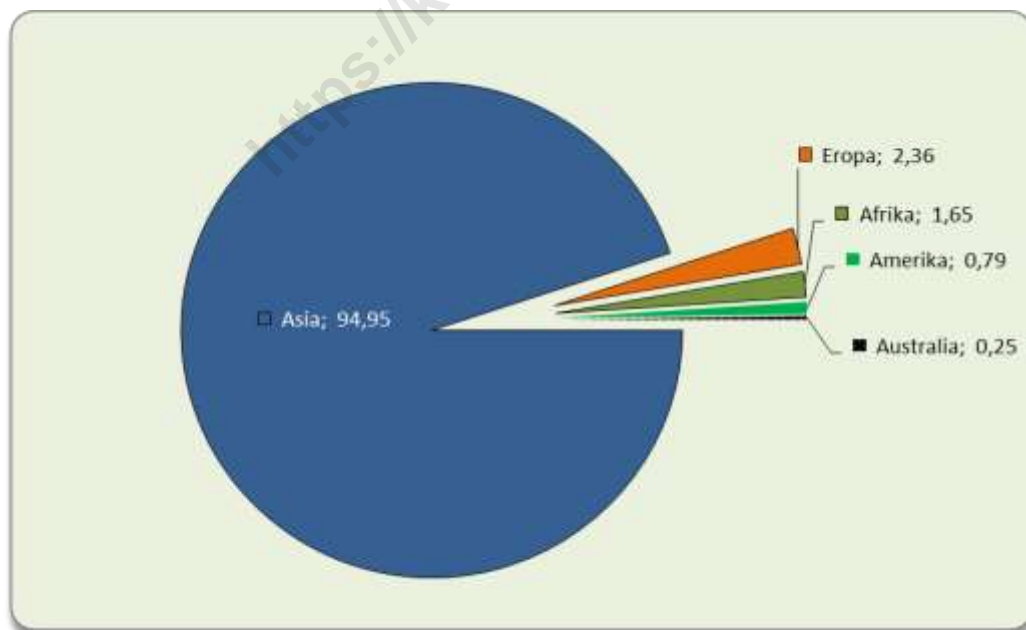
In 2016, the export commodity of Kalimantan Timur were sent to many countries in five continents. Asia Continent was regarded as the largest export destination with the total value US\$ 13,15 billion or 94,95% from the total export value of Kalimantan Timur. The next were Europe and Africa which reached US\$ 0,33 billion and US\$ 0,23 billion or 2,36% and 1,65%. And the remaining continent

of export destination was America and Australia which reached US\$ 109,21 million and US\$ 35,19 million respectively.

Table B. Weight and Value of Kalimantan Timur Export by Continent of Destination, 2016

No	Continents	Weight (Kg)	Value (US\$)	Contribution (%)	
				Weight	Value
1.	Asia	225.586.155.825	13.154.924.633	98,12	94,95
2.	Europe	1.318.339.691	326.617.382	0,57	2,36
3.	Africa	2.288.527.211	228.426.191	1,00	1,65
4.	America	658.225.890	109.214.165	0,29	0,79
5.	Australia	48.553.861	35.190.872	0,02	0,25
Total		229.899.802.477	13.854.373.243	100,00	100,00

Graph 3. Kalimantan Timur Export Value by Continent of Destination, 2016 (%)



As based on the destination countries, Japan was found as the largest one, with the total of value of US\$ 2,96 billion or 21,38% of the total export value. The

next were Tiongkok and India US\$ 2,20 billion and US\$ 2,19 billion or 15,89% and 15,80% respectively, followed by other countries.

Table C. Weight and Value of Kalimantan Timur Export by Major Country of Destination, 2016

No	Country	Weight (Kg)	Value (US\$)	Contribution (%)	
				Weight	Value
1.	Japan	25.020.061.607	2.962.472.562	10,88	21,38
2.	Tiongkok	51.863.192.109	2.201.810.581	22,56	15,89
3.	India	57.994.931.788	2.189.611.319	25,23	15,80
4.	Korea, Republik of	31.078.266.781	1.591.527.897	13,52	11,49
5.	<i>The Others</i>	63.943.350.192	4.908.950.883	27,81	35,43
Total		229.899.802.477	13.854.373.243	100,00	100,00

As based on 21 HS Commodity group, mineral products as the largest one with the total value US\$ 12,61 billion or 91,01 persen of the export total. The next were product of chemical or allied industries which US\$ 620,61 million (4,48%), Wood and its articles, plaiting materials which US\$ 303,61 million (2,19%), Fats Oils, waxes of animals/vegetable which US\$ 266,58 million (1,92%) and Machinery, electrical, electronic equipments which US\$ 29,28 million (0,21%). Outside of these five commodity group, other commodity group have a total value of eksport amounted to US\$ 25,55 million.

Table D. Weight and Value of Kalimantan Timur Export by Major 21 Commodity Group, 2016

Commodity Group	Weight (Kg)	Value (US\$)	Contribution (%)	
			Value	Value
05 Mineral products	225.617.869.552	12.608.746.628	98,14	91,01
06 Product of chemical or allied industries	2.632.024.398	620.605.561	1,14	4,48
09 Wood and its articles, plaiting materials	1.175.484.479	303.605.230	0,51	2,19
03 Fats, Oils, waxes of animals/vegetable	448.354.381	266.585.406	0,20	1,92
16 Machinery, electrical, electronic equipments	6.808.865	29.279.269	0,003	0,21
Lainnya	19.260.802	25.551.149	0,01	0,18
Total	229.899.802.477	13.854.373.243	100,00	100,00

Kalimantan Timur export can also be seen from its commodity classification (HS). Out of the total export, the largest of export commodity was Bituminous coal: coking coal (28,57%) which reached US\$ 3,96 billion and followed by Other coal, whether or not pulverised but not agglomerated and Liquid natural gas (LNG) which reached US\$ 3,33 billion and US\$ 2,78 billion or 24,06% and 20,08% respectively.

**Table E. Weight and Value of Kalimantan Timur Export
by Major Commodity 10 Digit HS, 2016**

Commodity	Weight (Kg)	Value(US\$)	Contribution (%)	
			Weight	Value
2701121000 Bituminous coal: coking coal	78.872.829.018	3.957.683.845	34,31	28,57
2701190000 Other coal,whether or not pulverisedbut not agglomerated	94.229.874.270	3.333.545.833	40,99	24,06
2711110000 Liquid natural gas	8.501.390.211	2.781.988.202	3,70	20,08
2701129000 Bituminous coal: not coking coal	26.131.743.859	1.111.277.085	11,37	8,02
2709001000 Crude petroleum oil	1.791.700.202	524.458.338	0,78	3,79
2702100000 Lignite, whether or not pulverised,but not agglomerated	14.426.565.628	546.039.624	6,28	3,06
2709002000 Condensate	993.973.758	336.990.425	0,43	2,43
2814100000 Anhydrous ammonia	988.712.139	289.739.244	0,43	2,09
Lainnya	3.963.013.393	1.094.750.269	1,72	7,90
Total	229.899.802.477	13.854.373.243	100,00	100,00

LAMPIRAN

<https://kaltim.bps.go.id>

Tabel 1 : Perkembangan Nilai Ekspor Migas dan Non Migas Provinsi Kalimantan Timur (US\$ 000), 2012-2016
Table 1 : Trend of Kalimantan Timur Export Value by Commodity Group (Oil & Gas and Non Oil & Gas) (US\$ 000), 2012-2016

Tahun <i>Year</i>	Migas <i>Oil & Gas</i>	Non Migas <i>Non Oil & Gas</i>	Total <i>Total</i>
(1)	(2)	(3)	(4)
2012	14.994.499	17.796.685	32.791.184
2013	12.843.495	18.159.588	31.003.083
2014	10.867.284	13.805.898	24.673.182
2015	6.414.166	11.069.108	17.483.274
2016	3.781.666	10.072.707	13.854.373

Tabel 2 : Laju Pertumbuhan Nilai Ekspor Provinsi Kalimantan Timur (%), 2012 – 2016
Table 2 : Growth Rate of Kalimantan Timur Export Value (%), 2012 – 2016

Tahun Year	Laju Pertumbuhan (%) Growth Rate (%)		
	Migas Oil & Gas	Non Migas Non Oil & Gas	Total Total
(1)	(2)	(3)	(4)
2012	-19,63	-3,37	-11,55
2013	-14,35	2,04	-5,45
2014	-15,39	-23,97	-20,42
2015	-40,98	-19,82	-29,14
2016	-41,04	-9,00	-20,76

Table 3 Nilai Ekspor Provinsi Kalimantan Timur Menurut Pelabuhan Muat dan Golongan Barang 2016 (FOB US\$)
Table 3 *Export Value of Kalimantan Timur by Port and Commodity Group 2016 (FOB US\$)*

Pelabuhan Muat Exportation Port	Migas Oil & Gas	Non Migas Non Oil & Gas	Total Total
(1)	(2)	(3)	(4)
KARIANGAU	15.413	5.094.822	5.110.235
TANJUNG BARA, KL		2.595.900.565	2.595.900.565
BALIKPAPAN	221.864.967	899.286.180	1.121.151.148
SAMARINDA	371.044.245	3.154.400.866	3.525.445.111
TANJUNG REDEP		1.157.858.820	1.157.858.820
PASIR/TANAH GROGOT		436.969	436.969
TANJUNG SANGATA		26.520.585	26.520.585
SEPINGGAN (U)	4.750	8.960.409	8.965.159
BONTANG	2.781.988.202	1.313.664.497	4.095.652.699
SENIPAH	406.748.199		406.748.199
ADANG BAY		832.872.591	832.872.591
SANGKULIRANG		73.755.568	73.755.568
BERAU (U)		2.605.896	2.605.896
MUARA BERAU		1.349.700	1.349.700
TOTAL EKSPOR	3.781.665.775	10.072.707.467	13.854.373.243

Tabel 4 : Berat dan Nilai Ekspor Menurut Pelabuhan Muat Provinsi Kalimantan Timur
 (FOB US\$), 2016
Table 4 : *Weight and Value of Kalimantan Timur Export by Port (FOB US\$), 2016*

Pelabuhan Muat <i>Exportation Port</i>	Berat (Kg) <i>Weight (Kg)</i>	Nilai FOB (US\$) <i>FOB Value (US\$)</i>
(1)	(2)	(3)
KARIANGAU	1.526.027	5.110.235
TANJUNG BARA, KL	50.833.797.000	2.595.900.565
BALIKPAPAN	14.192.920.448	1.121.151.148
SAMARINDA	81.494.225.036	3.525.445.111
TANJUNG REDEP	28.984.664.675	1.157.858.820
PASIR/TANAH GROGOT	6.936.016	436.969
TANJUNG SANGATA	652.930.100	26.520.585
SEPINGGAN (U)	1.343.710	8.965.159
BONTANG	26.356.292.266	4.095.652.699
SENIPAH	1.308.371.700	406.748.199
ADANG BAY	23.586.531.000	832.872.591
SANGKULIRANG	2.364.864.500	73.755.568
BERAU (U)	60.400.000	2.605.896
MUARA BERAU	55.000.000	1.349.700
TOTAL EKSPOR	229.899.802.477	13.854.373.243

Tabel 5 Berat dan Nilai Ekspor Provinsi Kalimantan Timur Menurut Benua (FOB US\$), 2016
Table 5 : *Weight and Value of Kalimantan Timur Export by Continent of Destination (FOB US\$), 2016*

Benua Tujuan <i>Continent of Destination</i>	Berat (Kg) <i>Weight (Kg)</i>	Nilai FOB (US\$) <i>FOB Value (US\$)</i>
(1)	(2)	(3)
ASIA	225.586.155.825	13.154.924.633
AUSTRALIA	48.553.861	35.190.872
EROPA	1.318.339.691	326.617.382
AMERIKA	658.225.890	109.214.165
AFRIKA	2.288.527.211	228.426.191
TOTAL EKSPOR	229.899.802.477	13.854.373.243

Tabel 6

Berat dan Nilai Ekspor Provinsi Kalimantan Timur Menurut Negara Tujuan (FOB US\$), 2016

Table 6*Weight and Value of Kalimantan Timur Export by Country of Destination (FOB US\$), 2016*

Negara Tujuan <i>Country of Destination</i>	Berat (Kg) <i>Weight (Kg)</i>	Nilai FOB (US\$) <i>FOB Value (US\$)</i>
(1)	(2)	(3)
JAPAN	25.020.061.607	2.962.472.562
HONG KONG	4.775.189.785	206.913.236
KOREA, REPUBLIC OF	31.078.266.781	1.591.527.897
TAIWAN	16.434.048.865	1.483.430.983
CHINA	51.863.192.109	2.201.810.581
PAPUA NEW GUINEA	4.609.380	2.566.997
THAILAND	12.013.817.544	682.060.346
SINGAPORE	1.941.082.481	397.222.582
PHILIPPINES	10.757.608.731	609.116.749
MALAYSIA	9.882.397.517	549.828.155
MYANMAR	148.709.900	7.636.934
CAMBODIA	728.812.000	30.983.420
BRUNEI DARUSSALAM	460	39.102
VIET NAM	1.335.508.437	104.545.774
INDIA	57.994.931.788	2.189.611.319
PAKISTAN	143.490.181	24.807.941
BANGLADESH	1.185.640.000	48.378.436
SRI LANKA	27.500.000	5.362.500
SAUDI ARABIA	1.882.907	1.397.596
JORDAN	608.760	514.000
OMAN	10.382.690	8.930.496
UNITED ARAB EMIRATES	237.054.221	44.588.400
QATAR	1.359.680	1.178.626
EGYPT	17.200	7.940
TANZANIA, UNITED REP. OF	18.899.822	12.827.878

Negara Tujuan <i>Country of Destination</i>	Berat (Kg) <i>Weight (Kg)</i>	Nilai FOB (US\$) <i>FOB Value (US\$)</i>
(1)	(2)	(3)
KENYA	11.299.360	7.038.630
NIGERIA	3.958.176	2.234.451
SOUTH AFRICA	14.376.981	13.078.973
DEMOCRATIC REP. OF THE CONGO	2.322	3.000
AUSTRALIA	1.082.944.064	303.631.588
NEW ZEALAND	235.395.627	22.985.794
UNITED STATES	608.090.595	98.710.545
CANADA	199.149	211.541
MEXICO	49.936.146	10.292.080
UNITED KINGDOM	3.352.040	5.454.136
NETHERLANDS	602.515	888.502
FRANCE	22.919	41.693
GERMANY, FED. REP. OF	4.902.128	8.442.722
AUSTRIA	64	1.163
BELGIUM	51.963.049	14.173.212
IRELAND	18.679	4.600
ITALY	1.001.899.600	88.511.785
SPAIN	848.267.217	95.159.120
SLOVENIA	377.499.000	15.749.258
TOTAL EKSPOR	229.899.802.477	13.854.373.243

Tabel 7 : Berat dan Nilai Ekspor Provinsi Kalimantan Timur Menurut 21 Golongan Barang
Table 7 : *Weight and Value of Kalimantan Timur Export by 21 Commodity Group*
 2016 (FOB US\$)

HS	Uraian Golongan Barang <i>Group Description</i>	Berat (Kg) <i>Weight (Kg)</i>	Nilai FOB (US\$) <i>FOB Value</i> (US\$)
(1)	(2)	(3)	(4)
01	Live animals, animal product	1.287.811	3.550.676
02	Vegetable product	8.593.325	1.212.744
03	Fats, Oils, waxes of animals/vegetable	448.354.381	266.585.406
04	Foodstuffs, beverages, spirits and tobacco	1.719.882	439.296
05	Mineral products	225.617.869.552	12.608.746.628
06	Product of chemical or allied industries	2.632.024.398	620.605.561
07	Plastics, rubber and articles thereof	24.901	318.735
08	Raw hides, skins, leather and articles	3.134	256.593
09	Wood and its articles, plaiting materials	1.175.484.479	303.605.230
10	Pulp, paper and articles thereof	650	2.443
11	Textiltes and textile articles	24.347	149.591
12	Footwear, umbrellas, artificial flowers	15	35
13	Cement, plaster, ceramic product, glass	768	767
14	Pearls, precious or semiprecious stone etc	175	1.564.315
15	Base metals and articles thereof	914.444	3.288.481
16	Machinery, electrical, electronic equipments	6.808.865	29.279.269
17	Vehicles, aircraft, vessels, etc	6.656.591	12.241.621
18	Optical, photographics, musical instruments, etc	34.543	2.523.891
20	Miscellaneous manufactured articles	218	1.962
TOTAL EKSPOR		229.899.802.477	13.854.373.243

Tabel 8 : Berat dan Nilai Ekspor Provinsi Kalimantan Timur Menurut Golongan Barang (HS) 2 Digit
Table 8 : *Weight and Value of Kalimantan Timur Export by Commodity 2 Digit HS 2016 (FOB US\$)*

HS	Uraian Golongan Barang <i>Group Description</i>	Berat (Kg) <i>Weight (Kg)</i>	Nilai FOB (US\$) <i>FOB Value (US\$)</i>
(1)	(2)	(3)	(4)
1	Live animals	21.019	63.057
3	Fish and crustaceans, Molluscs and other aquatic invertebrates	1.266.792	3.487.619
9	Coffee, tea, mate, and spices	15.000	191.875
12	Oil seeds and oleaginous fruits; miscellaneous grains, seed, and fruits; industrial or medical plants; straw and fodder	1.010.000	541.960
14	Vegetable plaiting materials; vegetable products not elsewhere specified or included	7.568.325	478.909
15	Animal or vegetable fats and oils and their cleavage products; prepared edible fats; animal or vegetable waxes	448.354.381	266.585.406
21	Miscellaneous edible preparations	91	6.167
23	Residues and waste from the food industries; prepared animal fodder	1.719.791	433.129
25	Salts; sulphur; earths and stone; plastering materials, lime and cement	5.253	14.088
27	Mineral fuels, mineral oils and products of their distillation; bituminous substances; mineral waxes	225.617.864.299	12.608.732.540
28	Inorganic chemicals; organic or inorganic compounds of precious metals, of rare-earth, of radioactive elements or of isotopes	988.737.329	289.745.282
29	Organic chemicals	384.813.190	51.662.530
31	Fertilizers	1.239.768.726	270.730.525
32	Tanning or dyeing extracts, tannins and their derivatives; dyes, pigments and other colouring matter; paints and varnishes; putty and other mastics; ink	100.000	59.310
33	Essential oils and resinoids; perfumery, cosmetic or toilet preparatio	1	83

HS	Uraian Golongan Barang <i>Group Description</i>	Berat (Kg) <i>Weight (Kg)</i>	Nilai FOB (US\$) <i>FOB Value (US\$)</i>
(1)	(2)	(3)	(4)
34	Soap, organic surfasce-active agents, washing, and lubricating preparation, artificial waxes, prepared waxes, polishing or scouring preparations, candles and similar articles, modelling pastes, "dental waxes" and dental preparations with a basis of plaster	10	175
38	Miscellaneous chemical products	18.605.142	8.407.655
39	Plastics and articles thereof	8.275	31.765
40	Rubber and articles thereof	16.625	286.970
41	Raw hides, skins(other than furskins), and leather	3.129	256.488
42	Articles of leather; saddlery and harness; travel goods, handbags and similar containers; articles of animal gut (other than silk-worm gut)	5	105
44	Wood and articles of wood; wood charcoal	1.175.484.479	303.605.230
48	Paper and paperboard; articles of paper pulp or of paper/paperboard	50	221
49	Printed books, newspapers, pictures, and other products of the printing industry, manuscripts, typescripts and plans	600	2.222
56	Wadding, felt, and non-wovens; special yarn; twine, cordage, ropes and cables and articles thereof	9.072	3.850
57	Carpets and other textile floor coverings	9	23
62	Articles of apparel and clothing accessories, not knitted or crocheted	135	3.483
63	Other made up textile articles; sets; worn clothing and worn textile articles; rags	15.131	142.235
65	Headgear and parts thereof	15	35
69	Ceramic products	750	750
70	Glass and glassware	18	17

HS	Uraian Golongan Barang <i>Group Description</i>	Berat (Kg) <i>Weight (Kg)</i>	Nilai FOB (US\$) <i>FOB Value (US\$)</i>
(1)	(2)	(3)	(4)
71	Natural and cultured pearls, precious/semi precious stones, and precious metal, and articles thereof, imitation jewellery; coin	175	1.564.315
73	Articles of iron and steel	754.972	2.219.549
74	Copper and articles thereof	149.219	647.213
75	Nickel and articles thereof	69	2.608
76	Aluminium and articles thereof	6	284
79	Zinc and articles thereof	1	6
82	Tools, implements, cutlery, spoon and forks, of base metal and parts thereof of base metal	9.678	417.700
83	Miscellaneous articles of base metal	498	1.122
84	Nuclear reactors, boilers, machinery and mechanical appliances; parts thereof	6.650.256	28.030.180
85	Electrical machinery and equipments and parts thereof; sound recorders/reproducers, television image and sound recorders and reproducers and parts and accessories of such articles	158.610	1.249.090
86	Railway and tramway locomotive, mechanical traffic, and all kinds	293.748	129.090
87	Vehicles other than railway/tramway rolling-stock, and parts and accessories thereof	5.735.486	10.995.491
88	Aircraft, spacecraft, and parts thereof	189	36.690
89	Ships, boat, and floating structures	627.168	1.080.350
90	Optical, photographic, cinematographic, measuring, checking, precision, medical or surgical instruments and apparatus; parts and accessories thereof	34.540	2.523.887
91	Clocks and watches and parts thereof	3	5

HS	Uraian Golongan Barang Group Description	Berat (Kg) Weight (Kg)	Nilai FOB (US\$) FOB Value (US\$)
(1)	(2)	(3)	(4)
94	Furnitures, bedding, mattresses, mattress supports, cushions and stuffed furnishing; lamps and lighting fittings, Not elsewhere specified or included; iluminated signs, iluminated name plates and the like; prefabricated buildings	169	527
95	Toys, games and sports requisiters; parts and accessories thereof	41	1.000
96	Miscellaneous manufactured articles	8	435
TOTAL EKSPOR		229.899.802.477	13.854.373.243

<https://kaltim.bps.go.id>

Tabel 9 : Berat dan Nilai Ekspor Provinsi Kalimantan Timur Menurut Komoditi (HS)
: 10 Digit
Table 9 : *Weight and Value of Kalimantan Timur Export by Commodity 9 Digit HS*
2016 (FOB US\$)

HS	Uraian Golongan Barang <i>Group Description</i>	Berat (Kg) <i>Weight (Kg)</i>	Nilai FOB (US\$) <i>FOB Value (US\$)</i>
(1)	(2)	(3)	(4)
0106200000	Live reptiles(including snakes and turtles)	21.019	63.057
0301939000	Live carp, other than breeding	273	598
0301991900	Live fry milkfish or lapu-lapu,other than breeding	960	2.944
0301993910	Live kerapu (Cromilepte altiveli;Epinephelus heniochus;Epinephelus Merra)	232.927	632.399
0302891990	Other marine fish excl.filletts, liversand roes, fresh or chilled	289.329	796.137
0306141000	Soft shell crabs, frozen, fit for humanconsumption	4.920	13.454
0306241000	Crabs, live	600.062	1.607.072
0306249910	Crabs, dried, boiled, in airtightcontainer, not frozen	50	115
0306263000	Cold-water shrimps and prawns, fresh orchilled	136.498	379.019
0307311000	Mussels, live	623	22.019
0308192000	Sea cucumbers (Stichopus japonicus,Holothurloldea), dried, salted/brined	205	621
0308901000	Oth aquatic invertebrates oth thancrustaceans and molluscs, live	365	13.177
0308909000	Flours, meals, pellets oth thancrustaceans&molluscs	580	20.063
0904111000	White pepper, neither crushed nor ground	15.000	191.875
1207102000	Palm nuts & kernels, whether/not brokennot suitable for sowing	1.000.000	512.360
1211209000	Ginseng roots, not in cut or crushed orpowdered form, fresh/dried	10.000	29.600
1404909000	Oth vegetable prodcts not used primarilyin tanning/dyeing, nes	7.568.325	478.909
1511100000	Crude palm oil	85.374.005	50.355.553

HS	Uraian Golongan Barang <i>Group Description</i>	Berat (Kg) <i>Weight (Kg)</i>	Nilai FOB (US\$) <i>FOB Value (US\$)</i>
(1)	(2)	(3)	(4)
1511909190	Solid fractions of refined palm oil,packing of a net weight>20kg	41.848.323	22.218.671
1511909900	Unsolid fractions of refined palm oil,packing net weight>20kg	318.431.664	190.488.674
1513211000	Crude oil of palm kernel	2.700.389	3.522.508
2106907000	Food supplements	91	6.167
2306600000	Oil-cake and other solid residues ofpalm nuts or kernels	1.719.791	433.129
2504900000	Natural graphite,not in powder nor inflakes	5.253	14.088
2701121000	Bituminous coal: coking coal	78.872.829.01 8	3.957.683.84 5
2701129000	Bituminous coal: not coking coal	26.131.743.85 9	1.111.277.08 5
2701190000	Other coal,whether or not pulverisedbut not agglomerated	94.229.874.27 0	3.333.545.83 3
2701200000	Briquettes,ovoids & similar solidfuels manufactured from coal	20.000.000	620.000
2702100000	Lignite, whether or not pulverised,but not agglomerated	14.426.565.62 8	423.940.002
2709001000	Crude petroleum oil	1.791.700.202	524.458.338
2709002000	Condensate	993.973.758	336.990.425
2710129000	Other petroleum oil, light oil & otherthan crude	9.600	21.472
2710194300	Other lubricating oils	10.236	16.613
2710196000	Transformer and circuit breakers oils	6.300	4.750
2711110000	Liquid natural gas	8.501.390.211	2.781.988.20 2
2713900000	Other residues of petroleum oils or ofoils obtained from bituminous minerals	649.761.217	138.185.976
2804290000	Other rare gases	24.030	4.645

HS	Uraian Golongan Barang <i>Group Description</i>	Berat (Kg) <i>Weight (Kg)</i>	Nilai FOB (US\$) <i>FOB Value (US\$)</i>
(1)	(2)	(3)	(4)
2814100000	Anhydrous ammonia	988.712.139	289.739.244
2832200000	Other sulphites	1.160	1.393
2905110000	Methanol (methyl alcohol)	384.813.190	51.662.530
3102100000	Urea, whether/not in aqueous solution	1.165.542.326	247.121.548
3102300000	Ammonium nitrate, whether/not in aqueoussolutions	74.226.400	23.608.977
3209900000	Oth paints based on others varnishesdispers in a aqueous medium	100.000	59.310
3304910000	Beauty or make up preparations powders,whether or not compressed	1	83
3402901500	Oth organic surface active in liquidform, not wetting agents	10	175
3802901000	Activated bauxite, including spentalumal black	2.820	7.096
3823199000	Oth industrial monocarboxylic fatty acid	18.581.686	8.348.543
3824904000	Composite inorganic solvents	20.636	52.017
3902909090	Oth polymers of propylene in oth form	444	1.523
3912310000	Carboxymethylcellulose & its salts	5.150	14.694
3917290000	Tubes,pipes & hoses, rigid, of polymersof other plastics	2.181	11.743
3917310000	Flexible tubes, pipes and hoses having aminimum burst pressure of 27.6 Mpa	103	3.064
3917390000	Other tubes, pipes and hoses	19	377
3924100090	Tableware & kitchenware except frommelamine	12	30
3924909000	Other household articles&hygienic/toiletarticles, of plastics	4	43
3926903900	Oth hygienic,medical & surgical articles; of plastics	50	62
3926904900	Other safety and protective devices	212	168

HS	Uraian Golongan Barang <i>Group Description</i>	Berat (Kg) <i>Weight (Kg)</i>	Nilai FOB (US\$) <i>FOB Value (US\$)</i>
(1)	(2)	(3)	(4)
3926909900	Other articles of plastics and other material	100	60
4006909000	Oth forms & articles of unvulcanised rubbers	1.590	124.068
4009229000	Oth tube, pipe & hose, reinforced/combined w/ oth materials w/ fittings	1.770	5.460
4009421000	Mining slurry suction & discharge hose, reinforce/combine w/ oth mtrl, w/ fitti	42	114
4009429000	Oth tube, pipe & hose, reinforced/combined w/ oth material, with fitting	12.977	157.027
4016932000	Gasket & O-ring, used on motor vehicle of heading 87.02, 87.03, 87.04/87.11	2	40
4016999900	Oth articles of vulcanised rubber for oth purposed	245	261
4106401000	Tanned/crust hide & skin of reptiles, w/o wool on/hair on, in the wet state	1.086	152.488
4113300000	Leather further prepared after tanning/crusting, of reptiles	2.043	104.000
4202121900	School satchel with outer surface of plastics/textile materials	5	105
4401220000	Non-coniferous wood in chips or particles	852.706.440	61.844.491
4401310000	Wood pallets sawdust & wood waste and scrap, wheter or not angglomerated in log	390.200	39.020
4401390000	Oth Sawdust & wood waste & scrap, whether or not agglomerat in logs, briquet, pellet	71.689.868	9.869.542
4407251100	Wood sawn/ chipped of a thick > 6mm. of dark & light red meranti, Sanded/end joint	310.505	472.216
4409290000	Oth non coniferous oth teak strips friezes for parquet flooring	3.371.332	4.046.553
4412310000	Oth plywood, consisting solaly < 6mm thickness w/ at least one outer	157.015.311	141.059.270
4412320000	Oth plywood, each thick. < 6mm with atleast one outer ply of non coniferous	32.671.420	31.874.128
4412390000	Oth plywood consisting solely of sheets of wood of each thick < 6 mm	21.205.058	21.558.762
4412940000	Oth plywood, veneered panels & similar wood of blockboard, laminboard & battenboard	8.834.779	11.130.198
4412990010	Veneered panels & similar w/ at least one other wood	6.275.571	4.003.562

HS	Uraian Golongan Barang <i>Group Description</i>	Berat (Kg) <i>Weight (Kg)</i>	Nilai FOB (US\$) <i>FOB Value (US\$)</i>
(1)	(2)	(3)	(4)
4412990090	Veneered panels&similar w/at least oneother wood	21.013.995	17.707.488
4820100000	Registers,account books,note books,orderbooks,diaries &similar articles	50	221
4901999000	Oth printed books,brochures, and similarprinted	600	2.222
5607490000	Oth binder/baler twine of polyethylene/polypropylene	6.750	850
5607509000	Oth v-belt cord of m-m-fibrs treatedresorcinol formaldehyde>=10000 dcitx	2.322	3.000
5705001900	Oth carpet&oth txtl flr cov,oth prayrug of cotton,whthr/not made	9	23
6201130000	Men's/boy's ovr coats,car coat,capes ofman-made fibr oth than of head 6203	75	75
6209303000	Babies' t-shirts,shirts, pajama, & sameitems of synthetic fibres	47	450
6216001000	Protective work gloves, mittens & mitts	13	2.958
6301200000	Blankets (not electric) & trvelling rugsof wool/fine animal hair	6	11
6303199000	Curtains (inc drapes) & int blinds/bedvalances of oth cotton, knitted/crchtd	5	75
6307200000	Life-jackets & life-belts	14	600
6307906900	Harnesses safety suitable not forindustrial use	20	60
6307909000	Oth made up artcils, not umbrella covers/surgical masks/harnesses safety	14	102
6309000000	Worn clothing & oth worn articles.	15.072	141.387
6506102000	Industrial safety & firefighters helmets, excl steel helmets whether/not lined	15	35
6902900000	Goods of siliceous cont by weight,of oth metals compound	750	750
7013280000	Stemware drinking glasses,neither glass-ceramics nor lead crystal	18	17
7115100000	Catalysts of platinum, in the form ofwire cloth or grill	157	1.564.285
7117902900	Other imitation jewellery	18	30

HS	Uraian Golongan Barang <i>Group Description</i>	Berat (Kg) <i>Weight (Kg)</i>	Nilai FOB (US\$) <i>FOB Value (US\$)</i>
(1)	(2)	(3)	(4)
7303009090	Hollow profiles, of cast iron with an external diameter > 100 mm	197	11.036
7304230090	Oth. unfinished drill pipe (green pipe)	644.491	1.311.700
7304290090	Oth.unfinish casetube&unworked pipe endwith yield strength less than 75,000 psi	8.300	28.124
7304410000	Cold-drawn or cold-rolled (cold-reduced)stainless steel	30	100
7304490000	Oth. Cold-drawn or cold-rolled (cold-reduced) stainless steel	719	2.657
7304909000	Oth tubes/pipes/hollow profiles,seamlesssteel,diameter>=140mm&carbon>=0.45%	465	1.837
7307190000	Cast fitting of other than non-malleablecast iron	200	573
7307219000	Oth pipe of stainless steel flangesinternal diameter>=15cm	58	4.073
7307239000	Oth pipe,stainless steel butt welding,fittings, internal diameter>=15cm	14	500
7307299000	Oth stainlss steel oth.than flanges,butt welding,threaded elbow,bend&sleeve>=15cm	903	648
7307929000	Oth tube/pipe fittings threaded elbows,bends&sleeves,internal diameter>=15cm	2.340	2.778
7307991000	Oth tube/pipe fittings,not butt welding/flanges/elbows,internal diameter<15cm	1.190	675
7307999000	Oth tube/pipe fittings,not butt welding/flanges/elbows,internal diameter>=15cm	11.055	519.156
7309009900	Oth reservoir,tank,vat&similar,iron/steel,cap.>300ltr,not lined/heat-insulated	5.873	2.895
7310109010	Tank,cask,drum,can,boxe&similar,cap.>50L&<=300L,not tinplate,steel casting rough	1.500	2.000
7310299910	Cans >1L & <50L,not soldering of iron/steel casting in the rough	20.765	27.040
7311009900	Other containers of iron or steelcapacity>=110L	1.500	2.000
7312109190	Other stranded wire, rope and cablesnot prestressed concrete strand wire	92	1.029
7312900000	Oth stranded wire, rope and cables,plaitd bnds,slings&of ir/stl not elect	3.638	2.401
7315119900	Oth mild steel for roller chain,transmispitch lenght>32mm	8	20

HS	Uraian Golongan Barang <i>Group Description</i>	Berat (Kg) <i>Weight (Kg)</i>	Nilai FOB (US\$) <i>FOB Value (US\$)</i>
(1)	(2)	(3)	(4)
7315129000	Other roller chain of mild steel not bicycle or motorcycle chain	659	2.375
7315899000	Other chain of mild steel not for motorcycles and bicycles	1.438	9.136
7318150000	Screw metal with/without nuts/washers with an external diameter <=16 mm	8.804	5.670
7318160000	Nuts with an external diameter not exceeding 16 mm	2.295	1.686
7318220000	Other washers with an external diameter not exceeding 16 mm	4.915	1.500
7318290000	Oth non threaded articles with an external diameter <= 16 mm	7.039	19.857
7319400000	Safety pins	23	398
7320209000	Other Helical springs for motor vehicles	4.767	2.920
7320909000	Other springs and leaves	90	653
7321110000	Cooking appliances and plate warmers For gas fuel or for both gas and other	5	19
7323100000	Iron/steel wool; pot scourers & scouring or polishing pads, gloves and the like	7	81
7323911000	Kitchenware of cast iron, not enamelled	16	45
7325109090	Spouts and cups for latex collection	16.703	249.884
7325999000	Oth than cast articles of iron or steel	94	52
7326110000	Grinding balls and similar articles for mills	30	36
7326903000	Stainless stl shield & clamp assembly with hubless cast iron & pipes fit.	3.410	3.661
7326909990	Other articles not forged or steamed	1.340	335
7404000000	Copper waste and scrap	149.219	647.213
7507200000	Tube or pipe fittings	69	2.608
7607190000	Oth. aluminium foil alloy not rolled but not worked	3	3

HS	Uraian Golongan Barang <i>Group Description</i>	Berat (Kg) <i>Weight (Kg)</i>	Nilai FOB (US\$) <i>FOB Value (US\$)</i>
(1)	(2)	(3)	(4)
7612909000	Oth.aluminium casks,drums,cans, boxes &containers, for any material	3	281
7907009200	Other household articles	1	6
8203200000	Pliers (including cutting pliers),pincers, tweezers and similar tools	47	913
8203300000	Metal cutting shears and similar tools	55	1.055
8203400000	Pipe-cutters, bolt croppers, perforating punches, and similar tools	3	23
8204110000	Hand operated spanners and wrenches non adjustable	56	653
8204120000	Hand operated spanners and wrenches adjustable	198	502
8204200000	Interchangeable spanner sockets, with or without handles	59	225
8205200000	Hammers and sledge hammers	113	74
8205300000	Planes, chisels, gouges and similar cutting tools for working wood	2.110	1.292
8205400000	Screwdrivers	3	23
8205590000	Other hand tools , oth than household tools	3	78
8205700000	Vices, clamps and the like	36	2.875
8205900000	Other including sets of articles of two or more subheadings of this heading	650	180
8206000000	Tools of two/more of the headings 82.02 to 82.05 put up in sets for retail sale	811	68.076
8207190000	Other rock drilling / earth boring tools, including parts	2.273	144.914
8207500000	Tools for drilling, other than for rock drilling	3.034	188.338
8207600000	Tools for boring or broaching	220	8.409
8208900000	Other knives and cutting blades for machines or for mechanical appliances	3	16
8214900000	Other articles of cutlery	2	52

HS	Uraian Golongan Barang <i>Group Description</i>	Berat (Kg) <i>Weight (Kg)</i>	Nilai FOB (US\$) <i>FOB Value (US\$)</i>
(1)	(2)	(3)	(4)
8301100000	Padlocks	3	9
8301200000	Locks of a kind used for motor vehicles	56	25
8301409000	Other padlocks and locks	302	540
8302309000	Oth mountings, fittings and similar articles suitable for motor vehicles	14	193
8302429000	Bolts suitable for furniture	2	30
8302500000	Hat-racks, hat-pegs, brackets and similar fixtures	8	8
8309909990	Threaded bungs for aluminium covers; seals; case corner protectors	113	317
8405100000	Producer gas/water gas generators, with or without purifiers; acetylene gas	5.500	12.500
8408905090	Other engines with power > 100 kw for heading 8429 or 8430	958	34.164
8409915900	Oth suitable for use with the engine of power < 22,38 kw for vssl of heading 89	208	2.500
8409991500	Cylinder head & head covers for engine of machinery of head 8429/8430	85	5.859
8409991700	Other piston for engine of machinery of heading 8429/8430	50	935
8409996900	Other for marine propulsion engines of a power > 22,38 kw	50	450
8409997200	Cylinder blocks for other engines	620	15.088
8409997500	Cyl heads & head covers for other engine	938	179.117
8409997700	Oth pistons for other engines	1.164	11.445
8409997900	Other than for engines	23.128	363.318
8411990000	Oth Parts of turbo-jets/turbo-propellers	56	2.837
8412210000	Hydraulic power engines and motors with linear acting (cylinders)	310	10.117
8412290000	Hydraulic power engines and motors with other linear acting (cylinders)	14.393	51.279

HS	Uraian Golongan Barang <i>Group Description</i>	Berat (Kg) <i>Weight (Kg)</i>	Nilai FOB (US\$) <i>FOB Value (US\$)</i>
(1)	(2)	(3)	(4)
8412909000	oth parts of engines of subheading 841	1.315	18.095
8413190000	OthPumps for dispens fuel/lubricants ofthe type used in fill station/in garage	825	2.200
8413209000	Oth Water pump for hand pump,oth thanthose of subheading 8413.11 / 8413.19	750	25
8413302900	Centrifugal type for cooling mediumpumps for intern combustion piston eng	185	609
8413309900	Other Cooling medium pumps for internalcombustion piston engines	2.176	18.337
8413509000	Oth reciproc positif displacement pumps,of water pumps with flow rate> 13000 m/h	3.368	137.559
8413609000	Oth rotary positive displacementpumps, with flow rate > 13000 m/h	130	10.157
8413811900	Water pump with flow rate >= 13000 m/h	113	405
8413820010	Liquid elevators with electricallyoperated	5.844	7.250
8413914000	Part of other centrifugal pumps	350	734
8413919000	Part of other pumps	4.519	29.395
8413920000	Part of liquid elevators	2.176	5.350
8414100000	Vakum pumps	4.000	5.749
8414309000	Compr kind refrgrt eqp oth with cap refr<21.10 kw or displacmnt perrevl=>220 cc	6	62
8414519900	Other fans with protective screen	5	21
8414593000	Blower with capacity < 125 kw	340	1.254
8414599900	Oth fans floor with protective screen	10	23
8414804100	Gas compr modul for use in oil drill oththan those of subhd 841430 and 8414.40	80.519	725.000
8414901900	Oth parts of pumps or compressors forgoods of subheading 8414.40	464	402
8415901400	Parts AC mach with an output <21,10 kwof evapor/condensers for motor vehicles	226	1.777

HS	Uraian Golongan Barang <i>Group Description</i>	Berat (Kg) <i>Weight (Kg)</i>	Nilai FOB (US\$) <i>FOB Value (US\$)</i>
(1)	(2)	(3)	(4)
8418290090	Refrigerator,household type oth thancompres type of capacity > 230 l	70	304
8419509040	Oth condensers not electrically operated	85	2.778
8421211900	Oth filtering/purifiying water machin& app of a capacity <= 500 l/h	30	2.721
8421239900	Petrol filters for internal combustionengines machinery pos 8429 or 8430	9	78
8421293000	Filter/purify mach&apparatus for liquidof a kind used in oil drill operations	10.250	83.441
8421299000	Oth filtering machinery & apparatus forliquids not electrically operated	584	5.974
8421399000	Filtering machines&apparatus for gases	50	16.200
8421999900	Oth parts of goods of subheading8421.21.11/8421.21.21	4.319	74.918
8423821900	Oth.weigh mach,having a maximum weight1000<capacity <= 5 000kg ,electric opera	500	500
8424202900	Spray guns&similar appliances not foragricultural/horticultural,not electric	3	12
8424909900	Oth mechanical appliances(whether/not hand operated)	1	36
8425190000	Pulley tackle & hoists oth than skip forraising vehciles, not electric motor	3.000	5.100
8425390000	Oth winches;capstans,oth than powered byoth electric motor	488	74
8425429000	Oth jacks and hoists, hydraulic	308	23.159
8426490000	Other Mobile lifting frames, self propelled,oth than on tyres	58	91
8427900000	Oth trucks	2.808.000	6.645.000
8428909000	Other machine for lifting, handling, loading/unloading	30.682	86.255
8429110000	Track laying, bulldozers and angledozers	65.403	80.000
8429190000	Bulldozer & angledozers other than tracklaying	537.740	607.881
8429200000	Graders and levellers	373.568	538.700

HS	Uraian Golongan Barang <i>Group Description</i>	Berat (Kg) <i>Weight (Kg)</i>	Nilai FOB (US\$) <i>FOB Value (US\$)</i>
(1)	(2)	(3)	(4)
8429510000	Front-end shovel loaders	41.340	96.250
8429520000	Mach with a 360,revolving super struct,mach shovels,excavators and shove loader	1.484.550	9.945.526
8429590000	Mech shovels,excavators & shove loaderoth front-end shovel,cannot revolving 36	500.940	583.920
8430410000	Oth boring/sinking machinery selfpropelled	55.000	100.000
8430499000	Other boring or sinking machinery, notself propeled	516	21.616
8430690000	Oth machinery of hedaing 84.30 not self-propelled	6.000	4.500
8431101300	Parts suitable for of goods of subhead8425.19,8425.39or8425.49,electri operat	290	1.000
8431102900	Oth parts suitable for of goods ofheading 84.25,not electrically operated	63	547
8431391000	Part suitable for goods sub 8428.20.10,8428.32.10, 8428.33.10/8428.39.10	4.272	45.212
8431411000	Buckets, shovels, grabs and grips,ofmachine of subheading 84.26	17.741	59.395
8431419000	Buckets, shovels, grabs and grips,ofmachine other than of subheading 84.26	37.628	140.660
8431420000	Bulldozer or angledozer blades	21.546	6.636
8431430000	Parts of boring/sinking machinery of subhead 8430.41/8430.49	245.694	5.457.270
8431499000	Oth parts suitable use of machinery ofheading 84.30	123.597	693.295
8441901000	Part of machin for mak up paper pulp,paper/paperboar,cutting mach,elec operat	208	9.363
8443130000	Oth er offset printing machinery	15	42
8443311010	Printer-copier,ink-jet,color,capable ofconnecting to a data machine/network	30	250
8448590000	Othe parts&accessories of mach forknitting/their auxiliary machinery	60	1.229
8450191010	Other household/laundry-type wash machindry linen capacity ? 6 kg	30	90
8461502000	Sawing/cutting-off machines,not electrically operated	3	22

HS	Uraian Golongan Barang <i>Group Description</i>	Berat (Kg) <i>Weight (Kg)</i>	Nilai FOB (US\$) <i>FOB Value (US\$)</i>
(1)	(2)	(3)	(4)
8462996000	Oth machine for working metal by forging,hamming,not electrically operated	166	200
8465941000	Bending/assembling machines,electrically operated	400	46.600
8465995000	Mach for deburring surfaces ofPCB/PWB's, for scoring laminati presses	30	60
8467890000	Oth tool for working in the hand,with self-contained non-electric motor	94	3.207
8467920000	Parts of pneumatic tools	4.685	12.195
8468201000	Hand-operated gas welding, brazing/cutting appliances for metal	5.000	8.150
8468909000	Oth parts of not hand blow pipe/oprtdgas welding, braze/cut appl for metal	17.628	113.902
8471302000	Laptops incl notebooks and subnotebooks	8	206
8471499000	Other digital automatic data proces mach,present in form of systems	7	42
8471604000	X-y coordinate input devices,includingmouse,light pens,joystick,track balls	5	148
8471909000	Other automatic data processing machines& units thereof	8	34
8473309000	Other parts & acces of the machines ofautomatic data processing & units	316	6.400
8474902000	Parts of mach for sort,creen,separate,wash,crush,grinding&mix,not elect oprtd	120	890
8479893000	Oth mach for assembling CPU daughterboard in plastic case/housing,elect oprt	179	3.641
8479894000	Oth mach for assembling CPU daughterboard in plastic case/housing,not electr	6.163	24.426
8479904000	Part of nonelectrically operatedmachinery	184	3.711
8481209000	Oth valve for olehydraulic/pneumatictransmissions	914	5.458
8481309000	Other check (nonreturn) valves	577	1.608
8481409000	Oth safety/relief valves	39.021	97.884
8481806200	Cast iron gate valve,inlet diamtr? 4cm&cast iron butterfly valve,inlet dia ?8cm	2.803	38.179

HS	Uraian Golongan Barang <i>Group Description</i>	Berat (Kg) <i>Weight (Kg)</i>	Nilai FOB (US\$) <i>FOB Value (US\$)</i>
(1)	(2)	(3)	(4)
8481809900	Other Fuel cut-off for vehicle	302	18.033
8481902900	Others parts for taps, cocks, valves, and similar appliance of int. dimtr =< 2	408	31.654
8482100000	Ball bearings	169	7.155
8482300000	Spherical roller bearings	113	3.801
8482400000	Needle roller bearings	648	978
8482500000	Oth cylindrical roller bearings	592	5.733
8482800000	Oth, includ. combined ball/roller bearings	10.318	119.052
8482910000	Balls, needles and rollers	73	17.324
8482990000	Other parts of ball and roller bearings	2.403	3.690
8483101000	Transmission shafts for machinery of heading 84.29 or 84.30	1.184	61.451
8483109000	Other transmission shafts	1.116	17.637
8483302000	Bear'g hous'g not incorp. ball or roller bearings for mach. of head 84.29 or 84.30	3.477	59.064
8483303000	Bear'g hous'g not incorp. ball or roller bearings for eng. of vhl of chap. 87	256	476
8483309000	Other bearing housing not incorp. ball or roller bearings; plain shaft bearings	56	2.533
8483409000	Gear & gearing oth than toothed wheels, for oth mar. vsl/mach of moving grading	2.321	168.776
8483500000	Flywheels & pulleys, including pulley block	236	1.420
8483600000	Clutches & shaft couplings (including universal joints)	890	7.302
8483901900	Oth. parts of goods of trans. shafts	5.577	91.943
8484100000	Gaskets & similar joint metal sheeting combined with oth material/2 more layers	70	1.077
8484200000	Mechanical seal	100	537

HS	Uraian Golongan Barang <i>Group Description</i>	Berat (Kg) <i>Weight (Kg)</i>	Nilai FOB (US\$) <i>FOB Value (US\$)</i>
(1)	(2)	(3)	(4)
8484900000	Oth.gasket&similar joints of metal sheetcombined with oth material/2 more layers	12.185	49.544
8501104900	Others motors dc of an output?37.5w	2.725	1.485
8501315000	Generator DC an output ? 750 w	8.500	21.500
8501401900	Other motor AC, single-phase ofan output ? 1 kw	300	2.368
8502122000	Electric generating sets & rotary conv.125 kva < an output ? 375 kva	9.946	56.907
8504319990	Oth transformers having power handlingcapacity ? 1 kva	645	3.000
8504321900	Oth matching transformers, pwr handling1 kva < capacity ? 5 kva	3	78
8504401100	Uninterrupted power supplies (ups)	220	2.113
8504402000	Battery chargers having a rating>100 kva	8	8
8504404000	Inverters	18	85
8504902000	Parts of printed circuit assmb good subheading 85044011,85044019,85045011	95	1.168
8505190000	Permanent magnet not of metal	23	3.080
8505200000	Electro magnetic couplings, clutches andbrakes	21.500	40.000
8507809900	Other accumulator of a kind used not forlaptops including notebook, subnotebooks	56	488
8509400000	Food grinder&mixer,fruit/vegetable juiceextract with self-contained elect motor	2	26
8511309900	Oth unassmled distributors/igntion coilsuitable not for aircraft/vehicle eng.	2	9
8512301000	Horns and serenes, assembled	18	308
8512400000	Windscreen wiper, defroster & demisters	169	140
8513109000	Other portable electirc lamps	3	19
8515310000	Mach and app for arc welding of metal,fully or partly automatic	1.132	16.056

HS	Uraian Golongan Barang <i>Group Description</i>	Berat (Kg) <i>Weight (Kg)</i>	Nilai FOB (US\$) <i>FOB Value (US\$)</i>
(1)	(2)	(3)	(4)
8515809000	Oth electric mach & app for hot spraying of metals/sintered metal carbides	222	12.280
8516601000	Rice cookers	9	23
8516720000	Toasters	1	23
8517624100	Modems including cable modems and modem cards	2	5.560
8517704000	Aerials/antennae used w/ app. for radio-telephony or radio-telegraphy	20	71
8522909200	Oth parts of telephone answering machine	100	542
8523809900	Other solid-state non-volatile storage device	60	18
8525803900	Video camera recorders, used in other purposes	190	36.598
8528411000	Colors cathode-ray tube monitor, used in automatic data processing system	10	80
8528699000	Oth projector, have capability of projecting on a screen <300 inches	48	162
8529103000	Telescopic, rabbit & dipole antennae for TV or radio receivers	12	475
8529109200	Oth aerials & aerials reflector, used with transmission app. for radio-broadcast/TV	6	375
8535909000	Oth bushing and tap changer assembl. for electricity distrib/power transformers	102	158
8536201900	Automatic circuit breaker; moulded case, for a current >1000A	66	7.835
8536309000	Oth apparatus for protecting electrical circuits	27	739
8536499000	Other relays, voltage > 60V	1	22
8536509900	Oth make & break switch, >500V	9	5.165
8536693900	Socket & plug for co-axial cable & printed circuits, for a current >= 16A	8	1.098
8536709000	Oth connector for optical fibres, optical fibres bundles or cables	166	500
8536902900	Junction boxes, for a current >= 16A	100	80

HS	Uraian Golongan Barang <i>Group Description</i>	Berat (Kg) <i>Weight (Kg)</i>	Nilai FOB (US\$) <i>FOB Value (US\$)</i>
(1)	(2)	(3)	(4)
8537101100	Control panel use in distributed control system; voltage < 1000V	21.122	659.111
8537101900	Other control panel	4	296
8537209000	Oth board for elect. control for voltage > 1000 volt	3	3
8538902900	Oth part incl. printed circuit assemblies of telp plug; connect & contact; > 1000V	46	7.477
8539229000	Oth filament lamp, not tungsten halogen, power ≤ 200W & voltage > 100V	20	75
8539319090	Oth discharge lamps excl UV lamps offluorecent, hot cathode	10	80
8540810000	Receiver/amplifier valves and tubes	7	1.750
8543709000	Oth electrical machines & apparatus, having individual fuctions	3	6
8544202900	Co-axial cable/elec; unfitted w/ conecotr; ≤ 66.000V; insulate not w/ rubber/plastic	166	45
8544301900	Wring harness for mtor vehicle; excl head 87.02, 87.03, 87.04/84.11; no insult rubber	500	18.896
8544309900	Ignition wiring sets, not wiring set, used in vehicle, aircraft/ship; no insult ruber	597	1.838
8544491200	Telephone, telegraph, radio relay cable not submarine, not fit w/ cconnector; ≤ 80V	83.000	325.256
8546201000	Transformer bushing & circuit breaker insulator, of ceramic	6.400	11.164
8548909000	Other waste & scrap of primary cells; primary batteries	207	2.451
8609000010	Containers of metal, design & equip for carriage by one/more modes of transport	94.998	9.500
8609000020	Containers of wood, design & equip for carriage by one/more modes of transport	177.489	117.963
8609000090	Container of oth material, design & equip for carriage by one/more mode transport	21.260	1.628
8704101700	Damper, designed for off highway, CKD, g.v.w. < 24 t but ≥ 45 t	305.570	800.000
8704102700	Damper, designed for off highway, not CKD, g.v.w. < 24 t but ≥ 45 t	155.000	362.600
8704102800	Damper, designed for off highway, not CKD, g.v.w. > 45 t	5.093.700	9.017.585

HS	Uraian Golongan Barang <i>Group Description</i>	Berat (Kg) <i>Weight (Kg)</i>	Nilai FOB (US\$) <i>FOB Value (US\$)</i>
(1)	(2)	(3)	(4)
8705909000	Other special purpose motor vehicles	36.500	141.000
8707903000	Bodies for special purpose motorvehicles	76.000	505.169
8708291400	Component of door trim assembly fortransp>= 10 persons or tansport of goods	28	245
8708701900	Road wheels of hub-caps forspecial purpose motor vehicles	366	4.619
8708709900	Other road wheel and parts forspecial purpose motor vehicles	26.864	140.438
8708924000	Silencers (mufflers),exhaust pipe;partsfor vhcls>= 10 persons/tansport of goods	85	1.505
8708991000	Other parts & acces. for other vehiclesof tractors	94	2.321
8708992300	Parts of fuel tanks for vehiclestransport of persons or goods	36.683	15.442
8708993000	Accelerator,brake or clutch padals forvehicles transport of persons or goods	28	805
8716801000	Cart,wagon,sack truck,hand trolleys &similar hand-propelled vhcl used in fact	4.493	3.579
8716909900	Oth trailer and semi-trailers,oth vhclsnot mechanically propelled	75	184
8803300000	Other parts of aeroplanes/helicoptersheading 8801 or 8802	165	5.000
8803909000	Other parts of goods of ballon,dirigibles and other aircraft	24	31.690
8901903200	Other vessels for transport, motorisedof gross tonnage > 26 but <= 500 ton	520.000	645.000
8903920000	Motorboats, other than outboardmotor, not inflatable	62.000	10.000
8904003900	Tugs and pusher craft, power > 4000 hpof gross tonnage <= 26 ton	45.000	422.500
8907100000	Floating structures, inflatable rafts	168	2.850
9015809000	Other instruments&appliances oth thanRadio sonde and radio wind apparatus	2.513	1.015.570
9015900000	Parts & accessories of surveyinginstruments & appliances	1.888	1.249.522
9024101000	Machines&appliances for testing metals,electrically operated	215	5.000

HS	Uraian Golongan Barang <i>Group Description</i>	Berat (Kg) <i>Weight (Kg)</i>	Nilai FOB (US\$) <i>FOB Value (US\$)</i>
(1)	(2)	(3)	(4)
9025803000	Oth instruments of oth than thermometers&pyrometers, not electrically operated	991	66.932
9026101000	Level gauges for motor vehicles electrically operated	20	65
9026203000	Other measuring/checking pressure instruments, electrically operated	641	2.544
9026204000	Other measuring/checking pressure instruments, not electrically operated	991	21.420
9026802000	Oth instruments/app for measuring/check, flow/level/press, not electric operated	553	293
9027502000	Oth instrum&app using optic radiations (uv, visible, ir), not electric operated	166	300
9030310000	Multimeters without a recording device	83	100
9031201000	Test benches, electrically operated	5.000	5.000
9031499000	Other optical instruments and appliances for other purposes	5.565	75.459
9031809000	Oth instruments, appliances and machines, other cable tester	7.976	24.720
9031902000	Oth part&acc for measure/chek instrument appliance&mach, not elect operated	7.173	49.520
9032899000	Oth automatic regulating/controll instrum&app not electrically operated	646	7.284
9032909000	Part&acc automatic, regulating/controll instruments&apparatus, not elect operated	14	14
9033001000	Parts&acc for mach, appl, instrum of chap 90 for electric operated equipment	103	144
9106909000	Oth time of day recording&measuring app oth than parking meter	3	5
9401209000	Seats of a kind used for motor vehicles oth than of heading 8702/8703/8704	85	193
9403709000	Furniture of plastics oth than for baby walker, fume cupboard	25	23
9403899010	Bedroom, dining room/living room sets of other materials	25	173
9404100000	Mattress supports	1	19
9404210000	Mattresses of cellular rubber or plastics, whether or not covered	12	19

HS	Uraian Golongan Barang Group Description	Berat (Kg) Weight (Kg)	Nilai FOB (US\$) FOB Value (US\$)
(1)	(2)	(3)	(4)
9404299000	Mattress of other materials	21	101
9506310000	Golf clubs, complete	5	750
9506510000	Lawn-tennis rackets, whether/not strung	3	43
9506910000	Artic and equip for general physicsexercise, gymnastics or athletics	33	207
9613802000	Cigarette lighters or table lighter ofplastics	8	435
TOTAL EKSPOR		229.899.802.477	13.854.373.243

DATA

MENCERDASKAN BANGSA
Enlighten The Nation



**BADAN PUSAT STATISTIK
PROVINSI KALIMANTAN TIMUR**

Jl. Kemakmuran No.4 Samarinda 75117
Telp. (0541)732793, 205420; Fax. (0541)201121
Website: kaltim.bps.go.id; Email: bps6400@bps.go.id

