



Katalog BPS: 8202006

BULETIN
STATISTIK PERDAGANGAN LUAR NEGERI
FOREIGN TRADE STATISTICAL BULLETIN

IMPOR / IMPORTS

Maret
March

2011



BADAN PUSAT STATISTIK

BULETIN STATISTIK PERDAGANGAN LUAR NEGERI
FOREIGN TRADE STATISTICAL BULETIN

IMPOR/IMPORT

ISSN: 0126.3368

No. Publikasi/*Publication Number*: 06120.1106

Katalog/*Catalogue Number*: 8202006

Ukuran Buku/*Book Size*: 21 Cm x 28 Cm

Jumlah Halaman/*Total Pages*: 178 Halaman/Pages

Naskah/*Manuscript*:

Direktorat Statistik Distribusi

Directorate of Distributive Statistics

Subdit Statistik Impor

Subdit of Import Statistics

Gambar Kulit/*Cover Design*:

Subdit Kompilasi Laporan Statistik

Subdit of Compilation Report Statistics

Diterbitkan oleh/*Publised by*:

Badan Pusat Statistik RI

BPS-Statistics Indonesia

Dicetak oleh/*Printed by*:

Badan Pusat Statistik RI

BPS-Statistics Indonesia

Boleh dikutip dengan menyebut sumbernya

May be cited with reference to the source

KATA PENGANTAR

Publikasi Statistik Impor Maret 2011 merupakan kelanjutan dari publikasi sebelumnya yang diterbitkan secara bulanan oleh Badan Pusat Statistik Republik Indonesia (BPS-RI). Data yang disajikan dalam publikasi ini, mencakup :

- A. Impor menurut Golongan Barang HS, Golongan Barang SITC, Komoditi (HS), Negara Asal, Pelabuhan Impor, Negara Asal dan Lima Golongan Barang Utama SITC 3 digit, Komoditi tertentu dan Negara Asal Utama
- B. Impor Kawasan Berikat menurut Golongan Barang HS 2 digit, Golongan Barang SITC, Negara Asal, Provinsi dan Pelabuhan Impor

Ucapan terima kasih dan penghargaan yang setinggi-tingginya disampaikan kepada Direktorat Jenderal Bea dan Cukai, Kementerian Keuangan dan Bank Indonesia yang telah secara teratur dan berkesinambungan mengirimkan dokumen PIB, serta PT. Pertamina yang telah memberikan data impor minyak dan gas secara rutin. Selanjutnya, kepada semua pihak yang juga telah membantu BPS-RI sehingga memungkinkan diterbitkannya publikasi ini diucapkan terima kasih.

Akhirnya, kami mengharapkan semoga publikasi ini bermanfaat bagi pengguna data.

Jakarta, Juni 2011
Badan Pusat Statistik
Kepala,



Dr. RUSMAN HERIAWAN
NIP. 195111041974031001

FOREWORD

The monthly publication of import statistics, is a sequential issue from the preceding publication which developed by The BPS-Statistics of the Republic of Indonesia. This Publication covered:

- A. Import by HS Commodity Groups, SITC Commodity Groups, Commodity (HS), Country of Origin, Port of Importation, Country of Origin and Five Major SITC Commodity Group, Certain Commodities import by Main Country of Origin
- B. Bonded Zone import by Commodity 2 Digits HS, by SITC Commodity Group, Country of Origin, by Province and port of Importation

Deeply gratitude and the highest appreciation are due to the Directorate General of Custom, Ministry of Finance and Bank of Indonesia of their contribution of regularly in sending documents, and also to PT. Pertamina for the best cooperation in supporting data of oil and gas so that BPS published this edition successfully.

Finally, it is hoped that this publication would be useful for users.

Jakarta, June 2011
BPS-Statistics Indonesia



Dr. RUSMAN HERIAWAN
Director General

PENJELASAN

1. DAERAH PENCATATAN

Daerah pencatatan statistik dalam publikasi ini meliputi seluruh wilayah Republik Indonesia.

2. SUMBER DOKUMEN

Statistik dikumpulkan berdasarkan dokumen impor (Pemberitahuan Impor Barang (PIB - BC 2.0) dan Pemberitahuan Pengangkutan Barang Impor (PPBI – BC 2.3) yang diisi oleh importir. Dokumen PIB - BC 2.0 dan PPBI - BC 2.3 diterima dari Bea dan Cukai dan berlaku sejak April 1997 berdasarkan Surat Keputusan Menteri Keuangan nomor 101/KMK.05/1997 tanggal 10 Maret 1997.

3. SISTEM PERDAGANGAN

Sistem pencatatan Statistik Perdagangan Luar Negeri mempergunakan Sistem Perdagangan Umum (*the General Trade System*) atau dengan Sistem Perdagangan Khusus (*the Special Trade System*). Dalam Sistem Perdagangan Umum, Kawasan Berikat dianggap sebagai "dalam negeri", sedangkan dalam Sistem Perdagangan Khusus, dianggap sebagai "luar negeri". Sejak Januari 2008, sistem pencatatan Statistik Impor menggunakan Sistem Perdagangan Umum.

4. RUANG LINGKUP

Pencatatan Statistik Impor meliputi seluruh barang-barang yang masuk ke wilayah Indonesia.

5. KASUS KHUSUS

Sebagian impor kapal laut dan pesawat beserta suku cadangnya termasuk dalam Statistik Impor.

Barang-barang luar negeri yang diolah atau diperbaiki didalam negeri tetap dicatat sebagai barang impor, meskipun setelah barang tersebut selesai diproses akan kembali ke luar negeri (*re-ekspor*).

Barang-barang di bawah ini tidak termasuk di dalam Statistik Impor:

- a. Pakaian dan barang-barang perhiasan penumpang.
- b. Barang-barang penumpang untuk dipakai sendiri, kecuali lemari es, pesawat TV dan sebagainya.
- c. Barang-barang yang diimpor untuk keperluan perwakilan (kedutaan) suatu negara.
- d. Barang-barang untuk ekspedisi dan ekshibisi/pameran.
- e. Sebagian barang-barang yang langsung diimpor oleh angkatan bersenjata.
- f. Pembungkus/peti kemasan.
- g. Uang dan surat-surat berharga.
- h. Barang-barang sebagai contoh.

6. SISTEM PENGOLAHAN

Data dalam publikasi ini mencakup dokumen PIB selama Maret 2010 yang diterima oleh Badan Pusat Statistik sampai akhir April 2011. Sistem pengolahan menggunakan *Carry Over*. Dengan metode ini dokumen-dokumen dari Bea dan Cukai ditunggu selama satu bulan setelah bulan berjalan. Dokumen-dokumen yang datang terlambat akan dimasukkan dalam bulan pengolahan berikutnya.

7. KLASIFIKASI JENIS BARANG

Penggolongan barang yang digunakan di dalam statistik impor adalah klasifikasi Barang Impor yang berdasarkan pada Buku Tarif Bea Masuk Indonesia 2007 (BTBMI 2007) yang mengacu pada amandemen keempat dari World Customs Organization (WCO) sebagai lembaga Internasional yang menyusun klasifikasi Harmonized System (HS). Disamping menggunakan HS sebagai klasifikasi jenis barang, juga digunakan Standard International Trade Classification (SITC) Revisi 4.

8. PERIODE REFERENSI

Periode penentuan impor adalah tanggal penyelesaian dokumen oleh pejabat-pejabat Bea dan Cukai yang terdapat dalam dokumen impor.

9. NILAI BARANG

Nilai barang dinyatakan dalam nilai CIF (US\$) dan nilai Kurs Maret 2011 yang digunakan adalah US\$ 1 = Rp.8.772,-

10. SATUAN BARANG

Berat barang impor adalah berat bersih dan dinyatakan dalam Kg.

11. NEGARA ASAL

Negara asal adalah negara dimana barang-barang tersebut dihasilkan yang dokumennya setelah diperiksa oleh pejabat Bea dan Cukai dan dinyatakan sesuai dengan peraturan yang berlaku.

EXPLANATORY NOTES

1. AREA RECORDINGS

The statistical recording area in this publication covers the entire territory of the Republic of Indonesia.

2. SOURCE OF DOCUMENTS

Statistics are compiled based on Import Declaration Form (Pemberitahuan Impor Barang (PIB-BC 2.0) or Pemberitahuan Pengangkutan Barang Impor (PPBI-BC 2.3)) of Import documents that are filled by importers. The PIB documents received from Customs and Excise, prevailing on April 1, 1997, based on Minister of Finance Decree No. 101/KMK.05/1997, March 10, 1997.

3. TRADE SYSTEM

The systems of recording Foreign Trade Statistics apply the General Trade System or the Special Trade System. In the General Trade System, the Bonded Zone is regarded as "*Domestic*", while in the Special Trade System; the Bonded Zone is regarded as "*Abroad*". Since January 2008, the systems of recording import Statistics have applied the General Trade System.

4. COVERAGE

The recording Import Statistics covers all goods entering the Indonesian territory.

5. PARTICULAR CASES

5.1 Part of importation of sea vessels and airplanes and their spare parts are included in the Import Statistics.

5.2 Overseas goods which are processed or modified in Indonesian Country are recorded as importation, although after the goods finish process will return to abroad (re-exports).

5.3 The goods here under are not included in the Import Statistics:

- a. Clothes and jewelry of passengers.
- b. Luggage of passengers of own use, except refrigerators, television sets, etc.
- c. Goods imported for the use of foreign countries representations (embassies).
- d. Goods for expeditions and exhibition shows.
- e. A part of the goods directly imported by armed forces.
- f. Packing's containers to be refilled.
- g. Bank notes and securities.
- h. Sample goods.

6. PROCESSING SYSTEM

The data in this publication covers documents of March 2011 were received by the BPS to the end of April, 2011. The documents are processed using a carry over system. The deadline for the acceptance of documents of a certain month is one month after the reference period, which means the end of the following month. The documents accepted after the deadline is considered as the document of the following month.

7. COMMODITY CLASSIFICATION

The classification of goods in this publication applies the 2007 Indonesia's Tariff Classification, based on fourth amendment from World Customs Organization (WCO) as an International Organization who arranged the Classification of Harmonized System (HS). Besides applying the HS, the Standard International Trade Classification (SITC) Revised 4 is also applied in the classification of goods.

8. REFERENCE PERIOD

The period of import determination is the date of settlement/completion by the Customs and Excise Officials as stated in the Import documents.

9. COMMODITY VALUATION

The values recorded, are the CIF value (US\$). The exchange rate use for March 2011, US\$1 = Rp.8.772,-

10. UNIT OF COMMODITY

The net weight imported of goods are present to Kg.

11. COUNTRY OF ORIGIN

Country of origin is the country in which the goods have been produced, after being verified by Customs and Excise Officials, pursuant to the prevailing regulations

DAFTAR ISI/CONTENTS

	Halaman/ <i>Page</i>
KATA PENGANTAR/ <i>FOREWORD</i>	iii-iv
PENJELASAN/ <i>EXPLANATORY NOTES</i>	v-viii
DAFTAR ISI/ <i>CONTENTS</i>	ix
RINGKASAN/ <i>SUMMARY</i>	xi-xix
Tabel/ <i>Table</i> I-1. Import Menurut Golongan Barang HS/ <i>Import by HS Commodity Groups</i> Menurut 21 Golongan Barang HS/ <i>By 21 HS Commodity Groups</i>	1
Menurut Golongan Barang 2 Dijiit HS/ <i>By Commodity Groups 2 Digit</i> <i>Code HS</i>	2
Menurut 40 Golongan Barang HS Terbesar/ <i>By 40 Biggest</i> <i>Commodities 10 Digit HS Code</i>	3
Tabel/ <i>Table</i> I-2. Impor Menurut Golongan Barang SITC/ <i>Import by SITC Commodity</i> <i>Groups</i>	4-8
Tabel/ <i>Table</i> I-3. Impor Menurut Komoditi (HS)/ <i>Import by Commodity (HS)</i>	9-112
Tabel/ <i>Table</i> I-4. Impor Menurut Negara Asal/ <i>Import by Country of Origin</i>	113-115
Tabel/ <i>Table</i> I-5. Impor Menurut Pelabuhan Impor/ <i>Import by Port of Importation</i>	116-118
Tabel/ <i>Table</i> I-6. Impor Menurut Negara Asal dan Lima Golongan Barang (SITC) Utama/ <i>Import by Country of Origin and Five Major SITC Commodity</i> <i>Group</i>	119-144
Tabel/ <i>Table</i> I-7. Impor Komoditi Tertentu Menurut Negara Asal Utama/ <i>Certain</i> <i>Commodities Import by Main Country of Origin</i>	145-148
Tabel/ <i>Table</i> K1. Import Kawasan Berikat Menurut Golongan Barang 2 Dijiit HS/ <i>Bonded</i> <i>Zone Import by Commodity 2 Digits HS</i>	149-150
Tabel/ <i>Table</i> K2. Impor Kawasan Berikat Menurut Golongan Barang SITC/ <i>Bonded Zone Import by SITC Commodity Group</i>	151-156
Tabel/ <i>Table</i> K3. Impor Kawasan Berikat Menurut Negara Asal/ <i>Bonded Zone</i> <i>Import by Country of Origin</i>	157-159
Tabel/ <i>Table</i> K4. Impor Kawasan Berikat Menurut Provinsi dan Pelabuhan Impor/ <i>Bonded Zone Import by Province and Port of Importation</i>	160

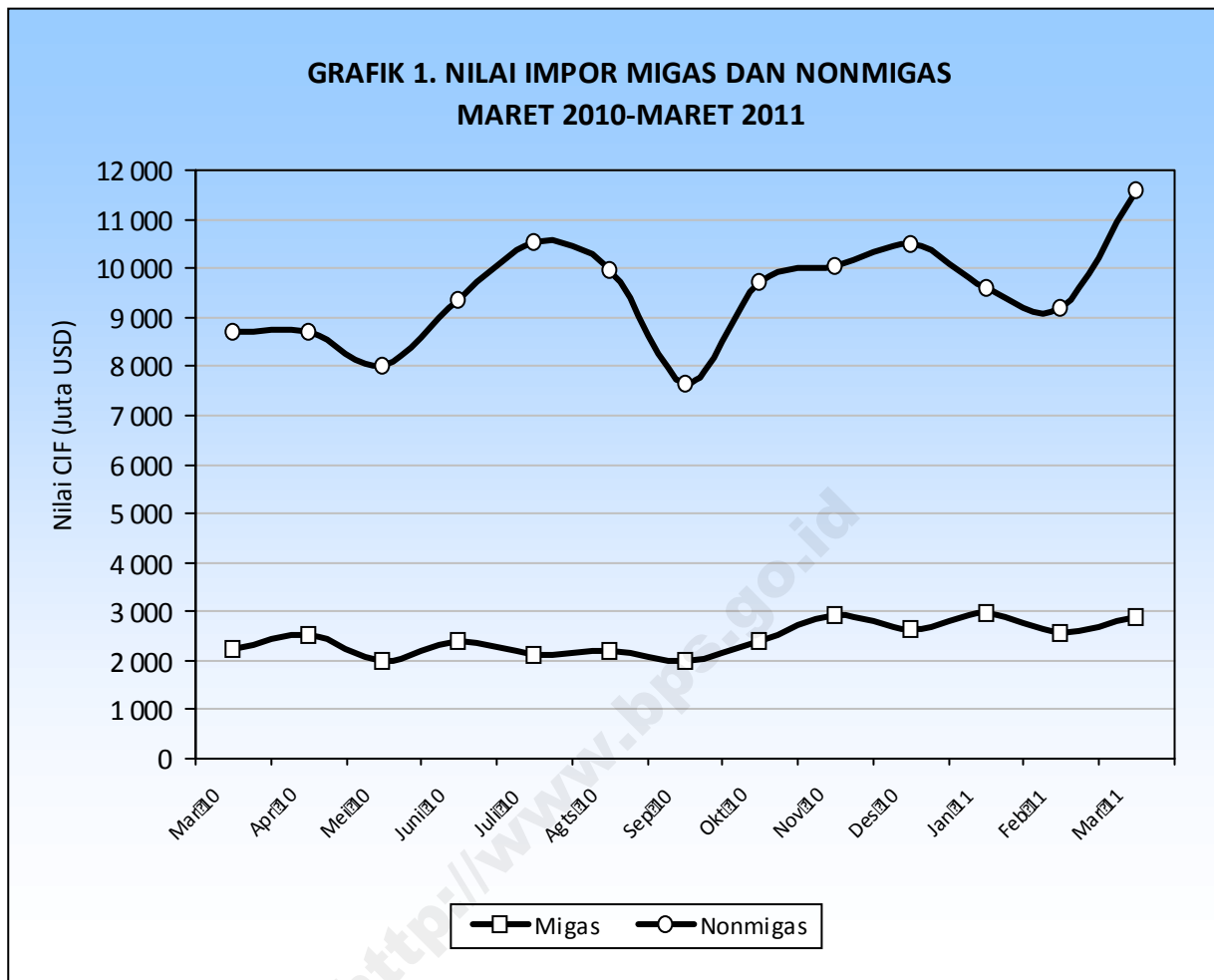
RINGKASAN

Pada Maret 2011 nilai impor mencapai USD14.486,2 juta yang terdiri dari impor melalui Kawasan Berikat sebesar USD2.169,1 juta (14,97 persen) dan di Luar Kawasan Berikat sebesar USD12.317,1 juta (85,03 persen). Nilai impor migas Indonesia mencapai USD2.877,0 juta atau 19,86 persen dari total impor Indonesia. Sedangkan nilai impor nonmigas Indonesia mencapai USD9.511,2 juta dan memberikan peranan sebesar 80,14 persen terhadap total impor Indonesia.

**TABEL 1. IMPOR MIGAS DAN NONMIGAS
MARET 2010 – MARET 2011**

Tahun/Bulan	Migas		Nonmigas		Total		
	Indonesia	Kawasan Berikat	Indonesia	Kawasan Berikat	Indonesia	Kawasan Berikat	
Nilai CIF (Juta USD)							
2010	Maret	2 252,0	13,7	8 720,6	1 730,7	10 972,6	1 744,4
	April	2 523,0	1,6	8 712,8	1 691,0	11 235,8	1 692,6
	Mei	1 976,6	1,5	8 003,8	1 819,1	9 980,4	1 820,6
	Juni	2 389,5	2,0	9 370,5	2 027,7	11 760,0	2 029,7
	Juli	2 107,9	1,4	10 518,0	1 675,3	12 625,9	1 676,7
	Agustus	2 206,8	8,2	9 964,8	1 546,1	12 171,6	1 554,3
	September	2 000,2	3,9	7 653,9	1 579,6	9 654,1	1 583,5
	Oktober	2 384,4	35,2	9 735,6	1 748,7	12 120,0	1 783,9
	November	2 947,0	28,1	10 060,6	1 859,3	13 007,6	1 887,4
	Desember	2 643,0	5,5	10 503,7	1 881,1	13 146,7	1 886,6
2011	Januari	2 971,8	9,6	9 586,9	1 801,3	12 558,7	1 810,9
	Februari	2 544,7	8,5	9 205,2	1 499,1	11 749,9	1 507,6
	Maret	2 877,0	135,8	11 609,2	2 033,3	14 486,2	2 169,1
Peranan Terhadap Total Impor (%)							
2010	Maret	20,52	0,79	79,48	99,21	100,00	100,00
	April	22,46	0,09	77,54	99,91	100,00	100,00
	Mei	19,80	0,08	80,20	99,92	100,00	100,00
	Juni	20,32	0,10	79,68	99,90	100,00	100,00
	Juli	16,70	0,08	83,30	99,92	100,00	100,00
	Agustus	18,13	0,53	81,87	99,47	100,00	100,00
	September	20,72	0,25	79,28	99,75	100,00	100,00
	Oktober	19,67	1,97	80,33	98,03	100,00	100,00
	November	22,66	1,49	77,34	98,51	100,00	100,00
	Desember	20,10	0,29	79,90	99,71	100,00	100,00
2011	Januari	23,66	0,53	76,34	99,47	100,00	100,00
	Februari	21,66	0,56	78,34	99,44	100,00	100,00
	Maret	19,86	6,26	80,14	93,74	100,00	100,00

Dari total nilai impor migas Indonesia, impor melalui Kawasan Berikat hanya sebesar USD135,8 juta atau 4,72 persen, sedangkan sisanya sebanyak USD2.741,2 juta (95,28 persen) di Luar Kawasan Berikat. Sementara itu, nilai impor nonmigas di Luar Kawasan Berikat mencapai USD9.575,9 juta atau 82,49 persen dan yang melalui Kawasan Berikat sebesar USD2.033,3 juta (17,51 persen).



Dilihat dari peranannya, selama tiga belas bulan terakhir impor migas memberikan kontribusi rata-rata 20,48 persen per bulan dan impor nonmigas sebesar 79,52 persen per bulan. Sementara itu, pada Maret 2010 peranan impor migas mencapai 19,86 persen yang berarti angka tersebut berada sedikit di bawah rata-rata. Sebaliknya peranan impor nonmigas berada di atas rata-rata yaitu 80,14 persen.

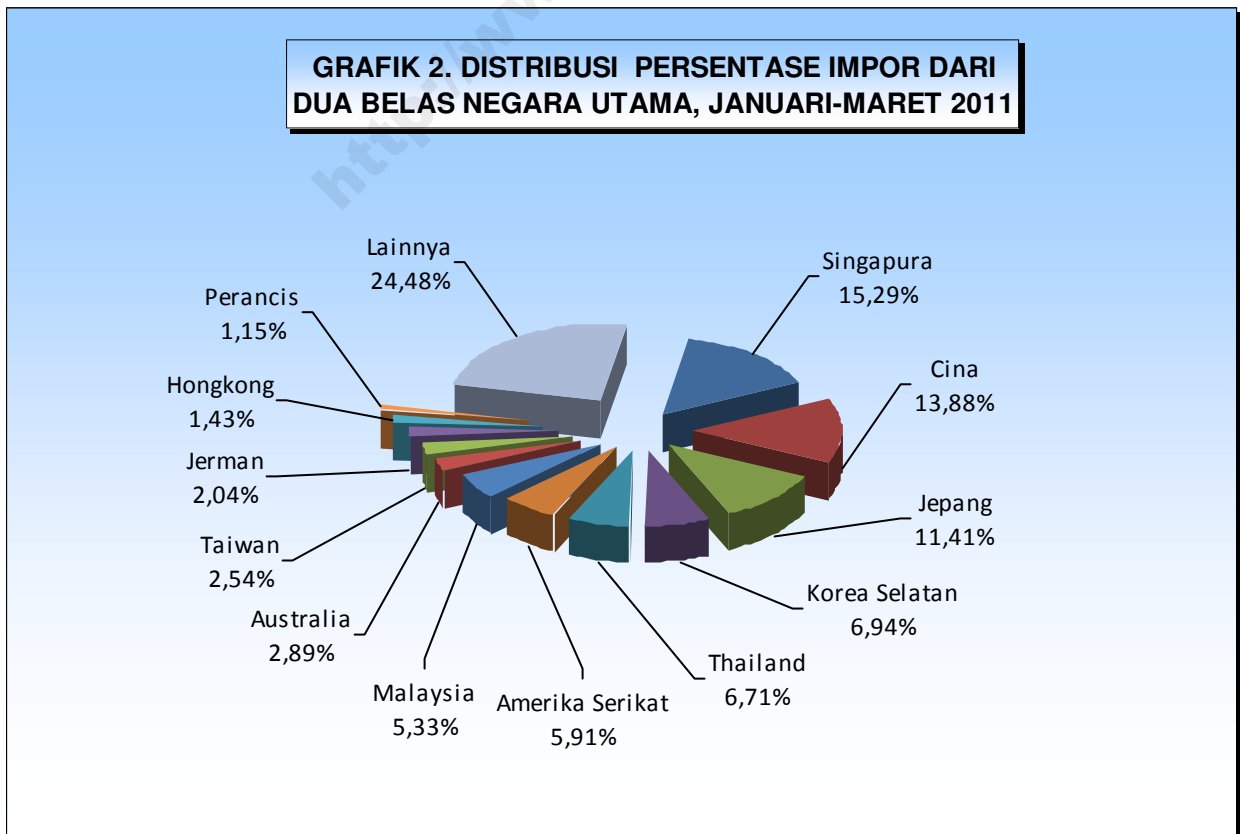
Dengan diterapkannya Sistem Perdagangan Umum (*General Trade System*) dalam pencatatan statistik impor, secara keseluruhan nilai impor barang yang tercatat mengalami kenaikan yang nyata (signifikan).

**TABEL 2. PERKEMBANGAN IMPOR MIGAS DAN NONMIGAS
JANUARI-MARET, 2007-2011**

Bulan/ Tahun	Nilai (Juta USD)			Peranan (%)		
	Migas	Non-Migas	Total	Migas	Non-Migas	Total
Jan-Feb:						
SPK: 2007	4 191,8	11 401,5	15 593,3	26,88	73,12	100,00
SPU: 2008	6 995,1	22 732,5	29 727,6	23,53	76,47	100,00
2009	3 175,9	15 917,8	19 093,7	16,63	83,37	100,00
2010	6 234,4	23 726,8	29 961,2	20,81	79,19	100,00
2011	8 393,5	30 401,3	38 794,8	21,64	78,36	100,00

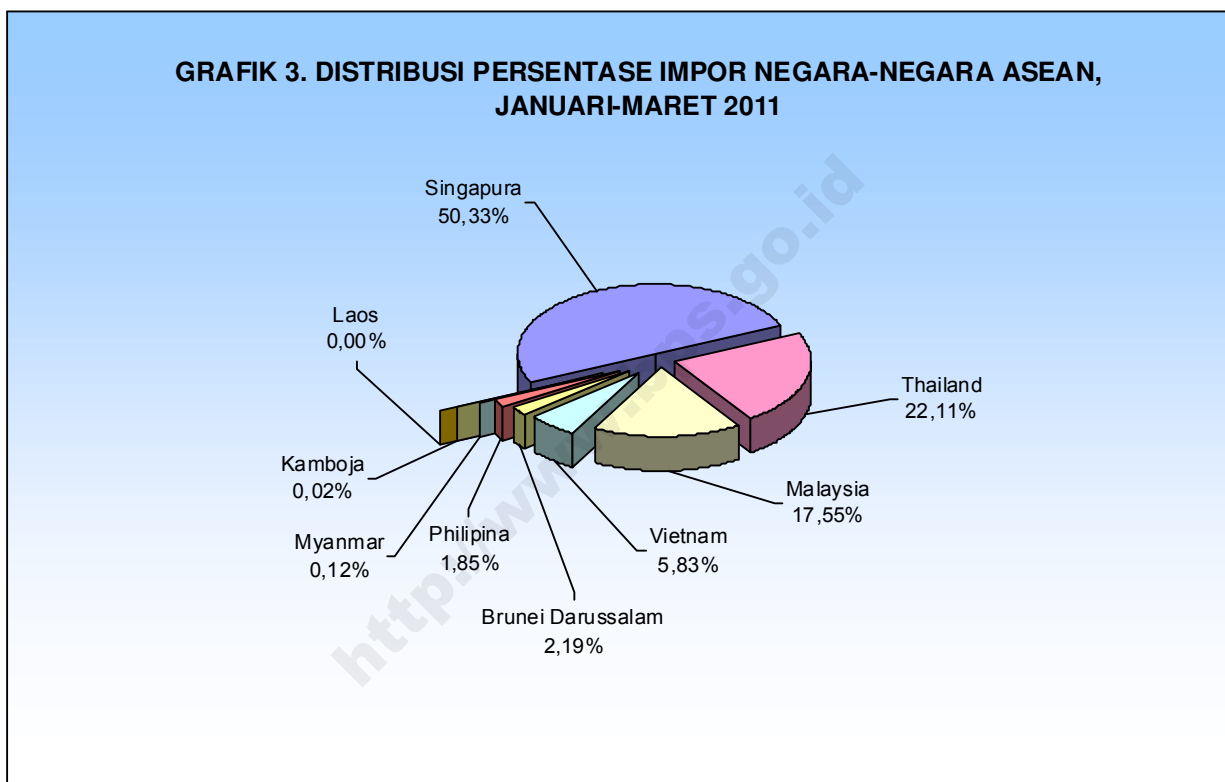
Keterangan : SPK = Sistem Perdagangan Khusus
SPU = Sistem Perdagangan Umum

Impor migas Januari-Maret 2011 sebesar USD8.393,5 juta atau meningkat 34,63 persen jika dibandingkan impor migas periode yang sama tahun sebelumnya. Demikian halnya dengan impor nonmigas Januari-Maret 2011 yaitu sebesar USD30.401,3 juta atau meningkat sebesar 28,13 persen dibanding impor nonmigas Januari-Maret 2010 yang sebesar USD23.726,8 juta. Dilihat dari nilainya, selama Januari-Maret periode 2007-2011 di dominasi oleh impor nonmigas dengan rata-rata peranan sebesar 78,10 persen per tahun. Dengan demikian dapat disimpulkan bahwa perekonomian Indonesia selama ini masih bertumpu pada impor sektor nonmigas.



Dari keseluruhan nilai impor pada Januari-Maret 2011, 75,52 persen berasal dari dua belas negara utama. Singapura menempati posisi pertama, yaitu 15,29 persen dari total impor Indonesia, diikuti oleh Cina (13,88 persen), Jepang (11,41 persen), Korea Selatan (6,94 persen), Thailand (6,71 persen), Amerika Serikat (5,91 persen), Malaysia (5,33 persen), Australia (2,89 persen), Taiwan (2,54 persen), Jerman (2,04 persen), Hongkong (1,43 persen), dan Perancis (1,15 persen).

Impor terbesar pada Januari-Maret 2010 berasal dari kelompok sembilan negara APEC Lainnya yakni mencapai 39,64 persen atau sebesar USD15.377,3 juta. Kelompok negara ASEAN berada di urutan berikutnya dengan peranan sebesar 30,37 persen (USD11.790,9 juta), kemudian diikuti kelompok negara NAFTA sebesar 7,19 persen (USD2.788,4 juta), kelompok negara Uni Eropa 6,91 persen (USD2.680,4 juta), sedangkan kelompok negara lainnya menyumbang 15,89 persen (USD6.167,8 juta).



Jika dilihat impor Indonesia dari kelompok ASEAN, selama Januari-Maret 2011 peranan impor yang paling tinggi adalah dari *Singapura* dengan peranan sebesar 53,33 persen dari total impor ASEAN. *Thailand* menempati urutan kedua sebesar 21,11 persen, diikuti oleh *Malaysia* (17,55 persen), *Vietnam* (5,83 persen), *Brunei Darussalam* (2,19 persen), *Philipina* (1,85 persen) sementara peranan impor dari *Myanmar*, *Kamboja* dan *Laos* masih di bawah satu persen.

Dari kelompok negara Uni Eropa, selama Januari-Maret 2010 peranan impor yang paling tinggi adalah dari *Jerman* dengan peranan sebesar 29,52 persen dari total impor Uni Eropa. *Perancis* menempati urutan kedua dengan peranan 16,66 persen, diikuti oleh *Italia* (9,94 persen), *Inggris* (7,75 persen), dan *Swedia* (7,25 persen).

**TABEL 3. NILAI DAN PERANAN IMPOR
DARI KELOMPOK NEGARA ASEAN, NAFTA, DAN UNI EROPA
JANUARI-MARET 2010 DAN 2011**

KELOMPOK NEGARA	Januari-Maret 2010		Januari-Maret 2011		Perubahan Jan-Mar 2011 thd Jan-Mar 2011 (%)
	Nilai (Juta USD)	Peranan (%)	Nilai (Juta USD)	Peranan (%)	
APEC					
ASEAN	9 583,4	31,99	11 780,9	30,37	22,93
Thailand	1 789,4	5,97	2 604,7	6,71	45,56
Singapura	4 856,0	16,21	5 929,6	15,29	22,11
Philipina	145,7	0,49	218,1	0,56	49,69
Malaysia	2 327,1	7,77	2 067,6	5,33	-11,15
Myanmar	9,9	0,03	14,3	0,04	44,44
Kamboja	0,5	0,00	1,5	0,00	200,00
Brunei Darussalam	245,8	0,82	257,9	0,67	4,92
Laos	0,2	0,00	0,3	0,00	50,00
Vietnam	208,8	0,70	686,9	1,77	228,98
NAFTA	2 517,7	8,40	2 788,4	7,19	10,75
Amerika Serikat	2 263,3	7,55	2 293,4	5,91	1,33
Kanada	210,1	0,70	422,3	1,09	101,00
Meksiko	44,3	0,15	72,7	0,19	64,11
NEGARA APEC LAINNYA	11 478,3	38,31	15 377,3	39,64	33,97
Jepang	3 525,8	11,77	4 427,6	11,41	25,58
Hongkong	352,8	1,18	555,2	1,43	57,37
Korea Selatan	1 452,3	4,85	2 692,5	6,94	85,40
Taiwan	732,1	2,44	983,6	2,53	34,35
Cina	4 240,3	14,15	5 384,3	13,88	26,98
Papua New Guinea	6,1	0,02	6,9	0,02	13,11
Australia	916,3	3,06	1 120,2	2,89	22,25
Selandia Baru	185,7	0,62	165,4	0,43	-10,93
Chili	66,9	0,22	41,6	0,11	-37,82
UNI EROPA	2 088,4	6,97	2 680,4	6,91	28,35
Jerman	660,3	2,20	791,2	2,04	19,82
Perancis	211,7	0,71	446,6	1,15	110,96
Italia	212,0	0,71	266,4	0,69	25,66
Inggris	195,9	0,65	207,7	0,54	6,02
Swedia	130,7	0,44	194,3	0,50	48,66
Belanda	186,5	0,62	146,9	0,38	-21,23
Belgia	117,1	0,39	130,9	0,34	11,78
Spanyol	84,2	0,28	105,0	0,27	24,70
Austria	67,5	0,22	84,4	0,22	25,04
Finlandia	58,8	0,20	70,6	0,18	20,07
Denmark	32,1	0,11	69,2	0,18	115,58
Hungaria	40,5	0,13	68,5	0,18	69,14
Yunani	19,5	0,07	21,5	0,05	10,26
Irlandia	22,7	0,08	17,0	0,04	-25,11
Republik Cheska	9,8	0,03	16,8	0,04	71,43
Uni Eropa Lainnya	39,1	0,13	43,4	0,11	11,00
LAINNYA	4 293,4	14,33	6 167,8	15,89	43,66
TOTAL IMPOR	29 961,2	100,00	38 794,8	100,00	29,48

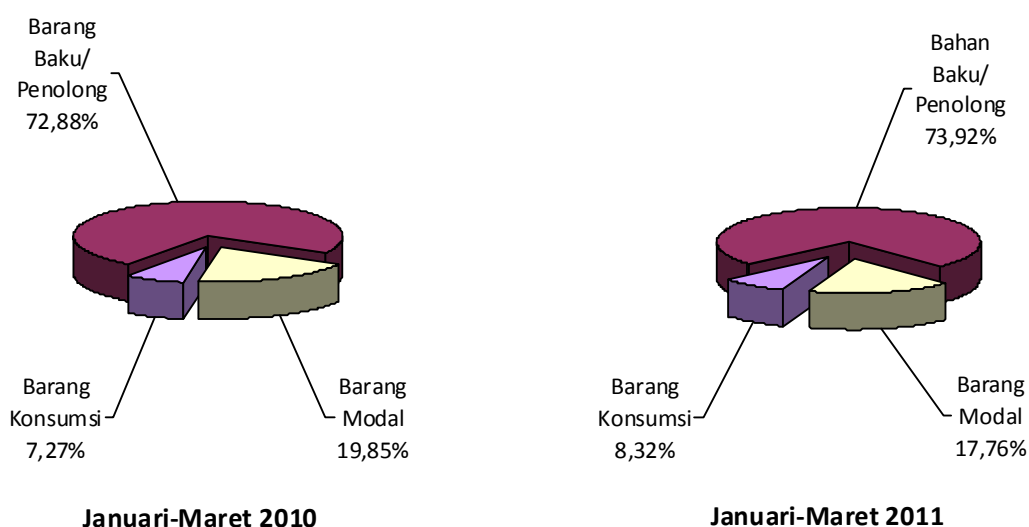
**TABEL 4. IMPOR MENURUT GOLONGAN PENGGUNAAN BARANG
JANUARI-MARET 2007-2011**

Bulan/ Tahun	Nilai (Juta USD)				Peranan (%)			
	Barang Konsumsi	Bahan Baku/ Penolong	Barang Modal	Total	Barang Konsumsi	Bahan Baku/ Penolong	Barang Modal	Total
Jan-Feb :								
SPK : 2007	1 519,1	11 911,6	2 162,5	15 593,2	9,74	76,39	13,87	100,00
SPU : 2008	1 989,0	23 327,4	4 411,2	29 727,6	6,69	78,47	14,84	100,00
2009	1 333,2	13 494,8	4 265,7	19 093,7	6,98	70,68	22,34	100,00
2010	2 177,4	21 835,7	5 948,1	29 961,2	7,27	72,88	19,85	100,00
2011	3 228,4	28 677,5	6 888,9	38 794,8	8,32	73,92	17,76	100,00

Keterangan : SPK = Sistem Perdagangan Khusus
SPU = Sistem Perdagangan Umum

Rata-rata nilai impor Januari-Maret periode 2007-2011 adalah sebesar USD26.634,1 juta dengan rata-rata nilai impor barang konsumsi dan peranannya USD2.049,4 juta (7,80 persen), impor *bahan baku/penolong* sebesar USD19.849,4 juta (74,47 persen), dan impor *barang modal* sebesar USD4.735,3 juta (17,73 persen). Jika dibandingkan Januari-Maret 2010, maka nilai impor semua golongan barang selama periode yang sama pada 2011 mengalami peningkatan yang cukup tinggi. Peningkatan tertinggi dicapai oleh golongan *barang konsumsi*, yaitu sebesar 48,27 persen. Sementara itu, impor kelompok *bahan baku/penolong* dan *barang modal* meningkat masing-masing sebesar 31,33 persen dan 15,82 persen.

**GRAFIK 4. PERSENTASE NILAI IMPOR INDONESIA
MENURUT GOLONGAN PENGGUNAAN BARANG
JANUARI-MARET 2010 DAN 2011**



Dilihat dari peranannya selama Januari-Maret periode 2007-2011, rata-rata peranan tertinggi diberikan oleh impor *bahan baku/penolong* yaitu 74,47 persen, diikuti oleh rata-rata impor *barang modal* sebesar 17,73 persen dan rata-rata impor *barang konsumsi* sebesar 7,80 persen. Sementara itu, peran *barang konsumsi* yang tertinggi dicapai di tahun 2007 yaitu sebesar 9,74 persen. Golongan *bahan baku/penolong* memberikan peranan tertinggi di tahun 2008 sebesar 78,47 persen, sedangkan golongan *barang modal* peran tertingginya dicapai pada tahun 2009 sebesar 22,34 persen.

Jika dibandingkan dengan periode yang sama tahun sebelumnya, peranan nilai impor *barang konsumsi* dan *bahan baku/penolong* terhadap keseluruhan nilai impor pada Januari-Maret 2011 mengalami peningkatan masing-masing dari 7,27 persen menjadi 8,32 persen (naik 1,05 poin) dan dari 72,88 persen menjadi 73,92 persen (naik 1,04 poin). Sebaliknya impor *barang modal* menurun dari 19,85 persen menjadi 17,76 persen (turun 2,10 poin).

Menurut golongan barang SITC (*Standard International Trade Classification*) 1 digit, kelompok barang utama impor selama Januari-Maret 2011 adalah kelompok *mesin dan alat angkutan* dengan nilai sebesar USD12.472,9 juta dan memberikan peran sebesar 32,15 persen dari total impor Indonesia. Dilihat dari nilainya, maka nilai impor kelompok ini meningkat sebesar 17,80 persen jika dibandingkan bulan yang sama tahun sebelumnya. Namun, dilihat dari peranan impor kelompok barang ini mengalami penurunan sebesar 3,19 poin yaitu dari 35,34 persen menjadi 32,15 persen.

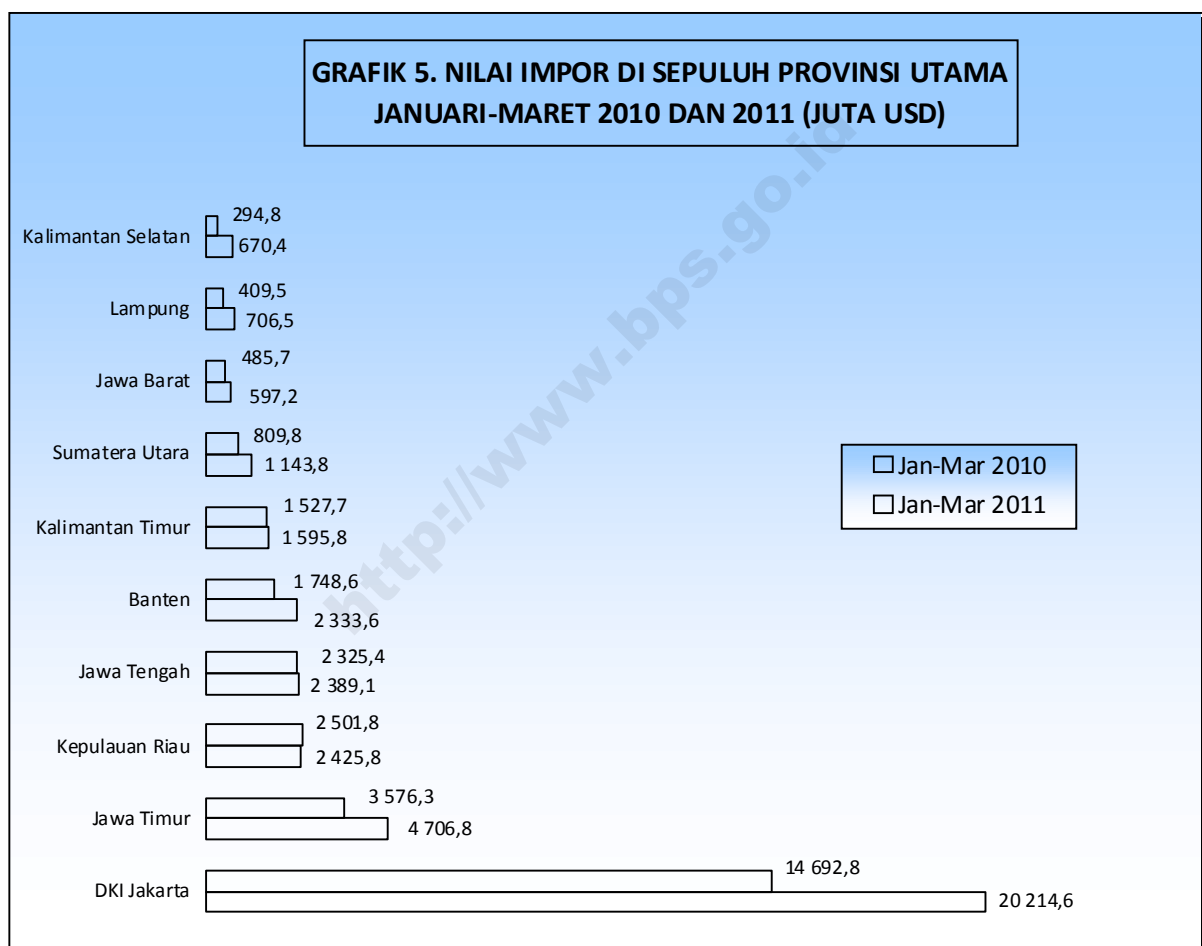
**TABEL 5. IMPOR MENURUT SITC-1 DIJIT
JANUARI-MARET 2010 DAN 2011**

SITC	Januari-Maret 2010		Januari-Maret 2011		Perubahan Jan-Mar 2011 thd Jan-Mar 2010 (%)
	Nilai (Juta USD)	Peranan (%)	Nilai (Juta USD)	Peranan (%)	
0 Bahan Makanan dan Binatang Hidup	2 155,0	7,19	3 425,1	8,83	58,94
1 Minuman dan Tembakau	122,1	0,41	118,0	0,30	-3,36
2 Bahan Baku dan Hasil Tambang	1 529,2	5,10	2 262,8	5,83	47,97
3 Minyak dan Bahan Bakar Mineral	6 251,3	20,86	8 421,4	21,71	34,71
4 Minyak Nabati dan Hewani	42,5	0,14	39,4	0,10	-7,29
5 Bahan Kimia dan produknya	3 771,4	12,59	4 995,0	12,88	32,44
6 Barang-barang Buatan Pabrik	4 510,8	15,06	5 854,6	15,09	29,79
7 Mesin dan Alat Angkutan	10 588,0	35,34	12 472,9	32,15	17,80
8&9 Lainnya	990,9	3,31	1 205,6	3,11	21,67
TOTAL IMPOR	29 961,2	100,00	38 794,8	100,00	29,48

Impor kelompok barang SITC 1 digit yang terbesar berikutnya adalah *minyak dan bahan bakar mineral* dengan nilai USD8.421,4 juta dengan peran sebesar 21,71 persen, diikuti oleh *barang-barang buatan pabrik* sebesar USD5.854,6 juta (15,09 persen). Selanjutnya yaitu *bahan kimia dan produknya* sebesar USD4.995,0 juta (12,88 persen), *bahan makanan dan binatang hidup* sebesar USD3.425,1 juta (8,83 persen),

bahan baku dan hasil tambang sebesar USD2.262,8 juta (5,83 persen), *kelompok barang lainnya* sebesar USD1.205,6 juta (3,11 persen), *minuman dan tembakau* sebesar USD118,0 juta (0,30 persen), dan *minyak nabati dan hewani* sebesar USD39,4 juta (0,10 persen).

Selama Januari-Maret 2011, pelabuhan di DKI Jakarta membongkar barang impor terbesar dibanding dengan pelabuhan di provinsi lain, yaitu sebesar USD20.214,6 juta atau 52,11 persen dari total impor Indonesia. Provinsi dengan impor terbesar kedua adalah Jawa Timur yang mencapai USD4.706,8 juta (12,13 persen), diikuti Kepulauan Riau USD2.425,8 juta (6,25 persen), Banten USD2.333,6 juta (6,01 persen), Jawa Tengah USD2.389,1 juta (6,16 persen), Kalimantan Timur USD1.595,8 juta (4,11 persen), Sumatera Utara USD1.143,8 juta (2,95 persen), dan Jawa Barat sebesar USD597,2 juta (1,54 persen). Kemudian nilai impor yang masuk melalui provinsi Lampung dan Kalimantan Selatan masing-masing sebesar US\$706,5 juta dan US\$670,4 juta. Sementara nilai impor ke provinsi lainnya masih berada di bawah USD350 juta.



Jika dibanding dengan periode yang sama tahun sebelumnya, selama Januari-Maret 2011 hanya provinsi Kepulauan Riau yang mengalami penurunan nilai impor dari sepuluh provinsi utama diatas, yaitu sebesar US\$76,0 juta atau 3,04 persen. Sementara itu, sembilan provinsi utama lainnya mengalami peningkatan nilai impor.

Dari sembilan provinsi utama yang mengalami peningkatan nilai impor, dua diantaranya mengalami peningkatan di atas 50 persen, yaitu Kalimantan Selatan sebesar 127,41 persen dan Lampung sebesar 72,53 persen. Kemudian, empat provinsi utama berikutnya meningkat antara 25 persen sampai dengan 50 persen, yaitu Sumatera Utara sebesar 41,24 persen, DKI Jakarta sebesar 37,58 persen, Banten sebesar 33,46 persen, dan Jawa Timur sebesar 31,61 persen. Sementara itu, tiga provinsi lainnya meningkat dibawah 25 persen, yaitu Jawa Barat sebesar 22,96 persen, Kalimantan Timur sebesar 4,46 persen, dan Jawa Tengah sebesar 2,74 persen.

**TABEL 6. NILAI DAN PERANAN IMPOR MENURUT PROVINSI*)
JANUARI-MARET 2010 DAN 2011**

Provinsi	Januari-Maret 2010		Januari-Maret 2011		Perubahan Jan-Mar 2011 thd Jan-Mar 2010 (%)
	Nilai (Juta USD)	Peranan (%)	Nilai (Juta USD)	Peranan (%)	
Aceh	5,2	0,02	24,7	0,06	375,00
Sumatera Utara	809,8	2,70	1 143,8	2,95	41,24
Sumatera Barat	138,1	0,46	204,0	0,53	47,72
Riau	272,2	0,91	417,8	1,08	53,49
Jambi	26,2	0,09	22,3	0,06	-14,89
Sumatera Selatan	53,5	0,18	103,5	0,27	93,46
Bengkulu	2,9	0,01	4,6	0,01	58,62
Lampung	409,5	1,37	706,5	1,82	72,53
Bangka Belitung	28,6	0,09	9,3	0,02	-67,48
Kepulauan Riau	2 501,8	8,35	2 425,8	6,25	-3,04
DKI Jakarta	14 692,8	49,04	20 214,6	52,11	37,58
Jawa Barat	485,7	1,62	597,2	1,54	22,96
Jawa Tengah	2 325,4	7,76	2 389,1	6,16	2,74
D I Yogyakarta	0,2	0,00	0,7	0,00	250,00
Jawa Timur	3 576,3	11,94	4 706,8	12,13	31,61
Banten	1 748,6	5,84	2 333,6	6,01	33,46
B a l i	240,9	0,80	263,4	0,68	9,34
Nusa Tenggara Barat	190,8	0,64	101,0	0,26	-47,06
Nusa Tenggara Timur	3,1	0,01	12,3	0,03	296,77
Kalimantan Barat	29,3	0,10	46,3	0,12	58,02
Kalimantan Tengah	2,8	0,01	7,3	0,02	160,71
Kalimantan Selatan	294,8	0,98	670,4	1,73	127,41
Kalimantan Timur	1 527,7	5,10	1 595,8	4,11	4,46
Sulawesi Utara	15,6	0,05	64,7	0,17	314,74
Sulawesi Tengah	3,4	0,01	7,8	0,02	129,41
Sulawesi Selatan	249,0	0,83	320,8	0,83	28,84
Sulawesi Tenggara	0,0	0,00	2,6	0,01	---
Gorontalo	15,1	0,05	1,6	0,00	-89,40
Maluku	42,6	0,14	69,5	0,18	63,15
Maluku Utara	3,5	0,01	32,3	0,08	822,86
Papua Barat	0,3	0,00	6,4	0,02	2033,33
Papua	265,5	0,89	288,3	0,74	8,59
TOTAL IMPOR	29 961,2	100,00	38 794,8	100,00	29,48

Keterangan : *) = melalui pelabuhan bongkar yang terdapat di provinsi

I-1. IMPOR MENURUT GOLONGAN BARANG HS / IMPORT BY HS COMMODITY GROUPS
A. MENURUT 21 GOLONGAN BARANG (HS) / BY 21 HS COMMODITY GROUP
***** MARET/MARCH 2011 *****

H S	Uraian golongan barang <i>Group description</i>	Berat bersih / <i>Net weight (Kg)</i>		Nilai / <i>Value C.I.F (U S \$)</i>	
		Bulan ini	Kumulatif	Bulan ini	Kumulatif
		<i>Current month</i>	<i>Cum. Jan. to date</i>	<i>Current month</i>	<i>Cum. Jan. to date</i>
I	Live animals; animal product	83 098 337	250 907 106	194 961 019	516 465 300
II	Vegetable products	1 767 574 919	4 434 477 084	881 248 588	2 193 996 562
III	Fats, oils, waxes of animal/vegetable	11 901 239	33 493 974	18 067 289	48 326 310
IV	Foodstuffs,beverages,spirits and tobacco	528 621 589	1 670 158 529	423 986 919	1 263 961 048
IX	Wood and its articles,plaiting materials	50 675 977	152 773 225	27 365 289	79 570 455
V	Mineral products	3 939 957 840	12 711 563 099	2 973 191 048	8 726 286 184
VI	Prod. of chemical or allied industries	1 394 255 430	3 522 351 267	1 433 638 387	3 625 549 212
VII	Plastics, rubber and articles there of	340 003 722	874 501 341	829 299 939	2 100 675 358
VIII	Raw hides, skins, leather and articles	6 815 669	19 706 045	51 489 676	134 404 784
X	Pulp, paper and articles there of	373 461 657	1 040 015 800	277 323 393	763 827 066
XI	Textiles & textile articles	156 576 709	423 586 469	800 115 586	2 058 160 692
XII	Footwear, umbrellas, artificial flowers	5 914 063	15 867 466	31 804 049	82 961 581
XIII	Cement, plaster, glass, ceramic products	72 765 219	223 510 042	60 430 380	179 630 684
XIV	Pearls & precious/semiprecious stones	480 231	1 721 778	11 479 862	33 096 384
XIX	Arms and amunition; parts & accesories	81 934	257 099	3 065 198	30 338 760
XV	Base metals and articles there of	1 176 052 363	2 956 598 589	1 484 075 240	3 810 830 168
XVI	Machinery,electric,electronic equipments	264 021 951	749 783 624	3 477 676 197	9 382 872 564
XVII	Vechiles, aircraft, and vessels	138 625 218	361 885 335	1 274 541 673	3 095 937 825
XVIII	Optical,photographic,musical instruments	7 722 690	22 163 814	154 474 054	446 565 831
XX	Miscellaneous manufactures articles.	18 009 120	59 822 202	77 808 329	220 872 041
XXI	Works of art,antiques special provisions	96 331	166 165	196 094	466 110
TOTAL IMPORT		10 336 712 208	29 525 310 053	14 486 238 209	38 794 794 919

I-1. IMPOR MENURUT GOLONGAN BARANG (HS) / IMPORT BY HS COMMODITY GROUPS
B. MENURUT GOLONGAN BARANG 2 DIJIT HS / BY COMMODITY 2 DIGITS HS
***** MARET/MARCH 2011 *****

H S	Uraian golongan barang <i>Group description</i>	Berat bersih / <i>Net weight (Kg)</i>		Nilai / <i>Value C.I.F (U S \$)</i>	
		Bulan ini	Kumulatif	Bulan ini	Kumulatif
		<i>Current month</i>	<i>Cum. Jan. to date</i>	<i>Current month</i>	<i>Cum. Jan. to date</i>
01	Live animals	9 887 081	33 326 900	26 132 620	83 505 392
02	Meat and edible meat offal	7 378 968	21 692 105	22 314 506	61 766 560
03	Fish and crustaceans	31 142 546	111 812 564	31 699 852	102 820 646
04	Dairy products, bird's eggs, natural honey	33 468 176	80 909 734	110 135 835	256 776 270
05	Products of animal origin	1 221 566	3 165 803	4 678 206	11 596 432
06	Live trees and other plants	17 477	190 493	67 601	297 713
07	Edible vegetables and certain roots and tubers	126 991 007	255 574 605	78 654 778	161 295 933
08	Edible fruits and nuts	91 718 287	229 717 327	87 249 374	215 986 915
09	Coffee, tea, mate, and spices	8 823 801	24 091 491	14 013 963	30 816 095
10	Cereals	1 318 916 049	3 054 561 532	557 739 611	1 275 307 686
11	Products of the milling industry; malt, starches	99 519 588	284 188 256	48 264 347	132 869 470
12	Oil seeds and oleaginous fruits; grains,seed, and fruits	120 650 495	583 626 975	89 943 233	363 196 880
13	Lac; gums; resins and other vegetable saps and extracts	854 263	2 394 661	5 211 793	14 073 042
14	Vegetable plaiting materials; vegetable products	83 952	131 744	103 888	152 828
15	Animal or vegetable oils/fats and their cleavage products	11 901 239	33 493 974	18 067 289	48 326 310
16	Preparations of meat/fish/crustaceans/mollucs or other aquatic	359 804	1 183 554	1 200 495	3 822 487
17	Sugar and sugar confectionery	194 254 108	670 334 354	149 314 509	490 459 052
18	Cocoa and cocoa preparations	5 212 320	11 324 773	19 090 718	41 725 971
19	Preparations of cereals, flour, starch or milk; pastrycooks'	5 789 683	16 018 898	15 473 190	39 830 102
20	Preparations of vegetables, fruits, nuts or other part of plants	4 689 388	15 048 724	6 518 691	18 792 104
21	Miscellaneous edible preparations	12 836 815	30 626 856	44 845 542	99 248 783
22	Beverages, spirit, and vinegar	4 714 941	12 038 697	4 912 669	12 563 818
23	Residues and waste from the food industries	294 509 004	893 518 532	154 291 141	451 723 373
24	Tobacco and manufactured tobacco substitutes	6 255 526	20 064 141	28 339 964	105 795 358
25	Salts; sulphur; earths and stone; plastering materials, lime and	786 913 506	2 387 032 158	72 447 618	215 690 484
26	Ores, slag, and ash	12 056 103	343 182 569	7 965 855	82 651 133
27	Mineral fuels, mineral oils and products of their distillation	3 140 988 231	9 981 348 372	2 892 777 575	8 427 944 567
28	Inorganic chemicals	360 355 963	816 239 452	170 775 176	406 542 305
29	Organic chemicals	338 960 828	931 367 599	587 725 842	1 522 366 648
30	Pharmaceutical products	1 804 748	4 317 018	41 716 339	105 660 857
31	Fertilizers	556 562 891	1 407 726 942	204 474 943	491 131 996
32	Tanning or dyeing extracts	30 888 828	82 092 169	106 008 491	273 665 834
33	Essential oils and resinoids; perfumery, cosmetic or toilet	6 823 592	17 921 784	65 097 214	158 519 983
34	Soap, organic surfasce-active agents, washing, and lubricating	18 126 023	47 040 577	46 834 920	120 189 874
35	Albuminoidal substances; modified starches; glues; enzymes	17 457 410	47 408 440	37 113 939	95 738 532
36	Explosives; pyrotechnic products; matches; certain combustible	858 991	5 651 364	8 564 737	16 595 514
37	Photographic and cinematographic goods	1 348 211	3 463 933	7 857 578	20 769 922
38	Miscellaneous chemical products	61 067 945	159 121 989	157 469 208	414 367 747

I-1. IMPOR MENURUT GOLONGAN BARANG (HS) / IMPORT BY HS COMMODITY GROUPS
B. MENURUT GOLONGAN BARANG 2 DIJIT HS / BY COMMODITY 2 DIGITS HS
***** MARET/MARCH 2011 *****

HS	Uraian golongan barang Group description	Berat bersih / Net weight (Kg)		Nilai / Value C.I.F (U S \$)	
		Bulan ini	Kumulatif	Bulan ini	Kumulatif
		Current month	Cum. Jan. to date	Current month	Cum. Jan. to date
39	Plastics and articles thereof	289 365 053	741 151 867	619 006 290	1 569 175 938
40	Rubber and articles thereof	50 638 669	133 349 474	210 293 649	531 499 420
41	Raw hides, skins, and leather	4 948 047	12 300 334	39 880 433	98 965 761
42	Articles of leather; saddlery and harness; travel goods and similar	1 857 829	7 361 797	11 435 513	35 032 970
43	Furskins and artificial fur; manufactures thereof	9 793	43 914	173 730	406 053
44	Wood and articles of wood; wood charcoal	50 453 046	152 329 427	26 708 573	78 144 684
45	Cork and articles of cork	93 688	234 613	308 694	856 968
46	Manufactured of straw or other plaiting materials; basketware	129 243	209 185	348 022	568 803
47	Pulp of wood or of other fibrous cellulosic material; recovered	301 515 022	858 142 026	143 191 320	421 930 470
48	Paper and paperboard; articles of paper pulp or of	71 373 022	180 200 345	125 415 859	323 324 612
49	Printed books, newspapers, pictures, and other products of	573 613	1 673 429	8 716 214	18 571 984
50	Silk	26 842	135 233	237 945	1 515 938
51	Wool, fine or coarse animal hair; horse hair yarn, woven fabrics	389 670	1 291 223	6 963 826	22 551 417
52	Cotton	71 386 692	193 777 310	309 487 486	792 896 311
53	Other vegetable textile fibres; paper yarns and woven fabrics of	1 831 032	4 889 237	2 858 271	10 890 254
54	Man-made filaments	17 143 691	43 419 984	108 043 759	262 882 888
55	Man-made staple fibres	32 074 929	85 575 914	111 174 664	288 886 492
56	Wadding, felt, and non-wovens	5 934 820	16 958 357	23 515 637	63 215 328
57	Carpets and other textile floor coverings	1 252 652	3 976 386	3 197 351	8 874 643
58	Special woven fabrics; tufted textile fabrics; lace; tapestries;	2 186 399	5 552 002	30 389 509	78 040 338
59	Impregnated, coated, covered or laminated textile fabrics	7 697 162	21 405 329	52 672 847	133 573 885
60	Knitted or crocheted fabrics	12 235 738	31 781 133	119 595 561	301 015 427
61	Articles of apparel and clothing accessories, knitted or crocheted	927 062	3 186 204	10 334 792	29 558 807
62	Articles of apparel and clothing accessories, not knitted or	1 128 853	3 811 509	16 892 121	45 896 670
63	Other made up textile articles; sets; worn clothing and worn	2 361 167	7 826 648	4 751 817	18 362 294
64	Footwear, gaiters and the like; parts of such articles	5 325 503	12 676 411	29 464 316	73 532 726
65	Headgear and parts thereof	97 473	310 597	889 865	2 851 655
66	Umbrellas, walking sticks, seat-sticks, whips, riding crops and	373 870	2 462 766	729 857	4 056 905
67	Prepared feathers and articles; artificial flowers; articles of	117 217	417 692	720 011	2 520 295
68	Articles of stone, plaster, cement, asbestos, mica or similar	16 192 658	48 094 689	19 809 706	53 172 004
69	Ceramic products	23 158 287	95 748 261	15 076 076	52 487 896
70	Glass and glassware	33 414 274	79 667 092	25 544 598	73 970 784
71	Natural and cultured pearls, precious/semi precious stones, and	480 231	1 721 778	11 479 862	33 096 384
72	Iron and steel	937 271 790	2 299 346 997	755 308 532	1 840 055 030
73	Articles of iron and steel	132 083 212	353 803 739	297 243 243	808 742 714
74	Cooper and articles thereof	14 574 201	38 700 413	125 666 906	320 171 192
75	Nickel and articles thereof	252 495	614 429	4 699 107	11 316 326
76	Aluminium and articles thereof	48 312 531	146 354 079	148 475 245	432 388 480
78	Lead and articles thereof	11 062 305	26 773 273	28 137 018	67 309 692
79	Zinc and articles thereof	12 311 376	30 012 742	30 908 197	73 061 628
80	Tin and articles thereof	1 461 599	3 024 446	4 186 954	11 057 428
81	Other base metal; cermets; and articles thereof	453 887	920 330	6 258 690	10 462 981
82	Tools, implements, cutlery, spoon and forks, of base metal and	5 060 536	16 940 752	39 092 940	113 447 342
83	Miscellaneous articles of base metal	13 208 431	40 107 389	44 098 408	122 817 355
84	Nuclear reactors, boilers, machinery and mechanical appliances;	195 365 509	551 433 767	1 924 256 041	5 260 036 741
85	Electrical machinery and equipments; sound	68 656 442	198 349 857	1 553 420 156	4 122 835 823
86	Railway and tramway locomotive, mechanical traffic, and all	435 436	1 901 534	5 498 589	19 667 142
87	Vehicles other than railway/tramway, and parts and accessories	77 675 983	211 715 612	703 381 596	1 766 220 852
88	Aircraft and its components	922 129	1 514 088	315 201 733	665 140 922
89	Ships, boat, and floating structures	45 873 355	109 237 003	92 882 104	223 679 168
90	Optical, photographic, cinematographic, measuring, checking,	5 713 920	16 528 892	134 051 017	392 977 865
91	Clocks and watches and parts thereof	399 577	1 428 195	3 988 779	10 066 356
92	Musical instruments; parts and accessories of such articles	1 609 193	4 206 727	16 434 258	43 521 610
93	Arms and ammunition; parts and accessories thereof	81 934	257 099	3 065 198	30 338 760
94	Furnitures, bedding, mattress supports, cushions and stuffed	9 080 795	29 442 822	31 445 627	93 648 933
95	Toys, games and sports requisites; parts and accessories thereof	4 770 040	15 894 347	15 823 991	45 083 364
96	Miscellaneous manufactured articles	4 158 285	14 485 033	30 538 711	82 139 744
97	Works of arts, collectors' pieces and antiques	96 331	166 165	196 094	466 110
98	Vehicles in kind and their components	13 718 315	37 517 098	157 577 651	421 229 741
TOTAL IMPORT		10 336 712 208	29 525 310 053	14 486 238 209	38 794 794 919

I-1. IMPOR MENURUT GOLONGAN BARANG (HS) / IMPORT BY HS COMMODITY GROUPS
C. MENURUT 40 GOLONGAN BARANG (HS) TERBESAR / BY BIG 40 COMMODITIES (HS)
***** MARET/MARCH 2011 *****

HS	Uraian golongan barang Group description	Berat bersih / Net weight (Kg)		Nilai / Value C.I.F (U S \$)	
		Bulan ini Current month	Kumulatif Cum. Jan. to date	Bulan ini Current month	Kumulatif Cum. Jan. to date
2710111200	Motor Spirit, Premium Unleaded	907 742 956	2 561 808 122	920 456 053	2 408 442 681
2709001000	Crude Petroleum Oil	655 993 671	2 968 399 502	535 633 346	2 261 539 043
2710197100	High Speed Diesel Fuel	989 716 655	2 386 783 142	911 403 297	2 005 612 424
8517120000	Telephones For Cellular Networks/for Other Wireless Networks	1 833 306	4 458 158	259 677 952	608 210 389
1006309000	Other Milled Rice, Whether/not Polished Or Glazed	549 991 000	1 030 353 510	274 101 823	531 184 353
8802401000	Aeroplanes Of An Unladen Weight > 15,000 Kg	356 251	714 120	235 784 244	483 528 538
5201000000	Cotton, Not Carded/combed.	58 502 549	158 770 015	179 972 897	449 419 318
1001901900	Other Wheat, For Human Consumption	444 869 953	1 150 874 735	172 365 965	445 605 882
2710197200	Other Diesel Fuel	80 664 493	425 220 943	77 110 445	369 053 774
1701110010	Cane Sugar, icumsa Minimal 1200	137 600 000	486 965 000	104 371 184	360 347 957
8704102200	Damper Designed For Off Highway, > 24 T Not Ckd	12 622 633	28 190 851	144 535 442	324 127 810
8542390000	Other Electronic Integrated Circuits	460 662	1 353 563	102 102 159	299 037 970
3104200000	Potassium Chloride	292 986 266	724 999 494	121 762 861	298 491 397
1201009000	Other Soya Beans, Whether Or Not Broken	86 000 543	511 259 579	55 565 331	292 410 516
2304000000	Oil-cake&other Solid Residues,in Pellet Form, From The Extract C	171 399 706	580 154 997	81 183 614	268 045 666
8429520000	Mach With A 360,revolving Super Struct, Mech Shovels,excavato	17 711 390	46 287 226	99 402 000	261 599 152
7207121000	Slabs Of Iron/non Alloy, Cont.< 0,25% Of Carbon, Other Than Squ	261 380 070	416 236 604	162 820 180	253 863 325
2902430000	P-xylene	40 521 444	164 105 096	66 867 144	243 370 193
8471302000	Laptop Incl Notebooks	1 396 545	3 902 704	109 646 679	243 030 249
3902102000	Polypropylene In Granule Form	57 851 265	146 440 586	90 926 244	222 454 285
2710117000	Naphtha, Reformate Or Preparations For Preparing Spirits	86 462 553	206 941 363	76 438 545	181 819 370
1005909000	Maize (corn), Other Than Seeds	257 638 494	599 415 404	77 889 941	178 001 146
2711120000	Liquid Propane	67 299 298	202 149 322	56 423 773	177 340 054
2711130000	Liquid Butanes	67 299 804	200 061 681	59 111 802	176 322 604
8431499000	Oth Parts Of Machinery Of Heading 84.26, 84.29/84.30	8 435 635	23 287 259	56 801 877	158 503 539
2710111600	Other Motor Spirit, Unleaded	18 570 466	184 143 071	18 658 292	156 060 260
2710197900	Other Fuel Oils	44 813 623	279 713 886	29 654 362	155 863 576
9801202000	Vhcls Of Head 8704 With 5 Ton < Gross Weight <= 24 Ton, Incmp	5 586 897	13 423 954	65 557 855	153 624 882
8529905900	Other Pcb	624 154	1 471 406	71 136 553	146 136 881
7403110000	Refined Copper For Cathodes And Sections Of Cathodes	5 892 626	15 278 436	56 890 308	142 240 817
7204490000	Other Ferrous Waste And Scrap :	133 969 137	350 082 260	57 964 514	139 309 411
7601100000	Aluminium, Not Alloyed	16 227 689	54 999 260	41 584 958	135 674 206
8708999300	Other Parts, acces For Other Vehicles Of Heading 87.03	6 129 105	15 378 643	53 866 908	135 272 976
8517709900	Other Parts In Subheading 85.17.70	407 419	1 327 866	65 081 655	134 829 603
8517625300	Other Transmission Apparatus For Radio- Telephony/radio-telegi	258 022	695 049	38 539 504	132 328 557
8803300000	Other Parts Of Aeroplanes/helicopters Heading 88.01/88.02.	538 359	658 551	66 143 502	131 241 838
2901210000	Ethylene	52 283 267	114 560 492	62 581 298	129 228 234
4702000000	Chemical Wood Pulp, Dissolving Grades.	32 021 860	108 293 772	37 269 877	128 484 529
2710191400	Aviation Turbine Fuel (jet Fuel) Having A Flash Point Of Less Than	64 252 262	139 821 211	62 034 807	127 511 793
2905310000	Ethylene Glycol (ethanediol)	31 261 938	100 480 299	41 275 037	122 345 068

I-2 IMPOR MENURUT GOLONGAN BARANG SITC / IMPORT BY SITC COMMODITY GROUPS
***** MARET/MARCH 2011 *****

SITC	Uraian golongan barang Group description	Berat bersih / Net weight (Kg)		Nilai / Value C.I.F. (US \$)	
		Bulan ini Current month	Kumulatif Cum. Jan. to date	Bulan ini Current month	Kumulatif Cum. Jan. to date
A. By Commodity 1 digit SITC					
0	Bahan makanan dan binatang hidup	2 215 381 467	5 654 649 692	1 350 526 124	3 425 146 485
1	Minuman dan tembakau	10 884 202	31 896 073	33 106 949	117 962 190
2	Bahan mentah	1 421 590 188	4 582 802 902	787 162 027	2 262 760 656
3	Bahan bakar, bahan penyemir,dsb	3 135 931 163	9 971 285 407	2 889 718 140	8 421 422 839
4	Minyak/lemak nabati dan hewan	7 568 507	20 596 062	14 490 550	39 356 794
5	Bahan kimia	1 650 638 626	4 181 390 635	1 983 818 058	4 994 981 313
6	Hasil industri menurut bahan	1 433 678 223	3 792 815 596	2 261 073 972	5 854 642 891
7	Mesin dan alat pengangkutan	403 581 252	1 114 954 997	4 748 005 226	12 472 868 159
8	Hasil industri lainnya	57 457 598	174 778 570	413 124 119	1 191 594 432
9	Barang dan transaksi khusus lainnya	982	140 119	5 213 044	14 059 160
TOTAL IMPORT		10 336 712 208	29 525 310 053	14 486 238 209	38 794 794 919
B. By Commodity 2 digit SITC					
00	Live animal for food	9 887 081	33 326 900	26 132 620	83 505 392
01	Meat and meat preparations	7 474 427	22 068 550	22 663 895	63 124 121
02	Dairy product and eggs	33 510 445	80 462 284	110 354 117	255 987 311
03	Fish, crustaceans,molluscs and their preparations	31 400 715	112 613 497	32 543 598	105 278 212
04	Cereals and cereal preparations	1 389 647 205	3 262 222 325	592 676 929	1 371 930 890
05	Fruits and vegetables	223 974 111	501 856 376	173 106 082	398 101 113
06	Sugar, sugar preparations, and honey	194 346 053	671 155 018	149 655 480	492 645 452
07	Coffee, tea, cocoa, and spices	14 610 428	36 923 372	36 561 940	81 842 661
08	Feeding stuff for animals	294 526 031	893 813 761	154 304 612	451 838 797
09	Miscellaneous food preparations	16 004 971	40 207 609	52 526 851	120 892 536
11	Beverages	4 628 676	11 831 932	4 766 985	12 166 832
12	Tobacco and tobacco manufactured	6 255 526	20 064 141	28 339 964	105 795 358
21	Hides, skins and furskins	1 195 655	2 819 823	585 144	1 532 523
22	Oil seeds, nuts, and kernels	119 886 151	581 740 150	88 114 171	358 411 491
23	Crude rubber	30 795 488	77 951 985	92 358 761	221 630 695
24	Wood, lumber, and cork	15 627 648	49 979 333	10 346 995	28 646 016
25	Pulp and waste paper	301 515 022	858 142 026	143 191 320	421 930 470
26	Textile fibres and their waste	86 173 795	233 093 801	259 514 970	654 586 995
27	Crude fertilizers and crude minerals	644 428 435	1 897 643 891	68 839 580	200 058 632
28	Metalliferous ores and metal scraps	219 227 162	874 246 869	112 482 939	345 430 096
29	Crude animals and vegetable materials, nes	2 740 832	7 185 024	11 728 147	30 533 738
32	Coal, coke, and briquettes	10 854 394	31 466 227	3 996 860	10 862 422
33	Petroleum and petroleum products	2 990 374 616	9 537 187 110	2 770 057 938	8 056 646 321
34	Gas; natural and manufactured	134 622 153	402 254 790	115 648 633	353 883 951
35	Electric current	80 000	377 280	14 709	30 145
41	Animal oils and fats	1 217 178	2 488 165	2 757 751	7 606 383
42	Fixed vegetable oils/fats	3 186 577	8 431 830	5 736 223	14 634 411
43	Animal vegetable oils/fats	3 164 752	9 676 067	5 996 576	17 116 000
51	Organic chemicals	345 360 541	949 881 428	570 887 721	1 479 911 433
52	Inorganic chemicals	315 302 722	702 161 389	152 354 546	360 464 682
53	Dyeing,tanning, and colouring materials	31 433 685	83 463 480	106 988 558	275 435 129
54	Medical and pharmaceutical products	3 182 076	7 725 716	71 824 470	178 875 264
55	Essential oils and perfumery materials	17 248 831	43 853 933	91 677 354	223 755 126
56	Manufactured fertilizers	555 401 348	1 404 977 223	203 766 681	489 425 318
57	Plastics in primary forms	246 630 535	625 420 577	472 270 279	1 171 624 065
58	Plastics in non-primary forms	27 124 694	71 642 703	89 626 303	227 105 087
59	Chemical materials and its products, nes	108 954 194	292 264 186	224 422 146	588 385 209
61	Leather, leather med, nes	3 792 412	9 571 045	98 710 367	98 305 217
62	Rubber manufactured, nes	19 735 957	54 916 869	117 285 346	306 810 479
63	Wood and cork manufactured	34 919 086	102 584 707	16 670 272	50 355 636
64	Paper, paperboard, and manufactured thereof	70 391 817	177 847 836	113 250 888	290 467 568
65	Textile yarns, fabrics, and their products	69 068 651	186 581 598	514 415 857	1 332 583 792
66	Non metallic minerals manufactured	224 654 913	730 584 927	69 727 263	205 337 461
67	Iron and steel	866 968 683	2 122 116 873	836 075 643	2 071 280 164
68	Non ferrous metals	79 467 995	220 050 669	308 125 677	813 956 911
69	Manufactured of metal, nes	64 678 709	188 561 072	245 812 659	685 545 663
71	Power generating machine and equipments	36 683 010	106 629 215	313 937 950	961 165 837
72	Machinery specialized for particular industry	78 434 792	215 061 268	671 038 678	1 835 297 725
73	Metalworking machinery	11 851 496	29 908 677	109 261 115	266 020 155
74	General industrial machinery and equipments	68 991 878	207 066 427	625 483 049	1 826 953 511
75	Office machinery and automatic data processing	8 510 579	24 783 522	288 443 725	687 238 145
76	Telecommunication and reproducers apparatus	13 348 489	38 955 794	665 085 488	1 666 995 293
77	Electrical machinery and apparatus	48 074 159	134 124 361	810 349 267	2 163 266 074
78	Road vehicles	90 566 963	246 206 559	852 265 232	2 160 256 287
79	Other transportation equipments	47 119 886	112 219 174	412 140 722	905 675 132
81	Sanitary, plumbing, and fittings	3 823 374	11 506 876	13 962 658	41 074 989
82	Furniture	6 345 938	21 859 683	20 211 874	62 620 820
83	Traveling goods	1 678 876	6 873 909	9 770 891	30 968 812
84	Clothing	2 825 466	9 790 783	33 444 038	95 571 404
85	Footwear	5 325 503	12 676 411	29 464 316	73 532 726
87	Professional, scientific, and contractor instruments	5 311 454	15 009 479	105 172 047	280 112 193
88	Photographic apparatus, equipments and optics	2 235 984	6 593 878	24 835 641	72 783 538
89	Miscellaneous manufactured articles	29 911 003	90 467 551	176 262 654	534 929 950
96	Coin; not being legal tender	97	137 808	4 785	580 215
97	Gold; non monetary	885	2 311	5 208 259	13 478 945
TOTAL IMPORT		10 336 712 208	29 525 310 053	14 486 238 209	38 794 794 919

I-2. IMPOR MENURUT GOLONGAN BARANG SITC / IMPORT BY SITC COMMODITY GROUPS
***** MARET/MARCH 2011 *****

SITC	Uraian golongan barang Group description	Berat bersih/ Net weight (Kg)		Nilai/Value C.I.F (US\$)	
		Bulan ini Current month	Kumulatif Cum.Jan.to date	Bulan ini Current month	Kumulatif Cum.Jan.to date
C. By Commodity 3 digit SITC					
001	Live Animals Other Than Fish	9 887 081	33 326 900	26 132 620	83 505 392
011	Meat Of Bovine Animals Fresh, Chilled Or Frozen	4 815 957	12 701 751	16 827 678	43 122 604
012	Other Meat, Other Edible Meat Offal, Fresh, Chilled Or Frozen	2 561 011	8 976 785	5 466 442	18 519 069
016	Meat And Edible Meat Offal, Salted, Dried, Edible Flour Of Meat	2 000	13 834	20 386	125 167
017	Meat And Edible Meat Offal, Prepared Or Preserved	95 459	376 180	349 389	1 357 281
022	Milk,cream, And Milk Products Other Than Butter Or Cheese	30 009 394	71 928 222	92 604 969	214 346 414
023	Butter And Other Fats From Milk	1 369 762	3 072 781	7 973 042	17 155 428
024	Cheese And Curds	2 068 690	5 145 598	9 491 698	22 993 095
025	Eggs, Birds, And Egg Yolks; Fresh, Dried Or Otherwise Preserved	62 599	315 683	284 408	1 492 374
034	Fish, Fresh, Chilled Or Frozen	27 922 681	98 169 706	25 572 795	80 966 714
035	Fish, Dried Salted Or In Brine; Smoked Fish	2 076 658	9 572 709	1 838 494	8 385 872
036	Crustaceans, Molluscs, And Aquatic Invertebrates	1 143 207	4 069 884	4 288 563	13 467 780
037	Fish, Crustaceans, Molluscs, And Other Aquatic Invertebrates;	258 169	801 198	843 746	2 457 846
041	Wheat And Meslin, Unmilled	448 185 135	1 245 872 846	173 424 432	469 686 769
042	Rice	602 417 105	1 194 657 159	303 087 467	622 728 284
044	Maize, Unmilled	265 953 020	609 625 200	80 447 897	181 365 762
045	Cereals, Unmilled	2 360 789	4 406 327	779 815	1 526 871
046	Meal And Flour Of Wheat And Flour Of Meslin	63 524 148	187 630 433	25 994 452	74 933 730
047	Other Cereal Meals And Flours	375 955	1 527 564	161 180	619 228
048	Cereal Preparations And Preparations Of Flours/starchs Of Fruit	6 831 053	18 502 796	8 781 686	21 070 246
054	Vegetables, Fresh, Chilled, Frozen Or Simply Preserved	126 486 707	253 663 297	77 091 470	156 199 830
056	Vegetables, Roots And Tubers, Prepared Or Preserved Nes	4 161 478	13 090 876	6 047 308	17 949 521
057	Fruit And Nut; Fresh Or Dried	91 661 543	229 561 542	87 049 790	215 493 005
058	Fruits, Preserved And Preparations	813 699	3 218 208	1 445 827	4 485 305
059	Fruit And Vegetable Juices	850 684	2 322 453	1 471 687	3 973 452
061	Sugar, Molasses, And Honey	193 749 170	669 323 223	147 726 244	486 953 931
062	Sugar Confectionery	596 883	1 831 795	1 929 236	5 691 521
071	Coffee And Coffee Substitutes	3 506 421	5 692 160	11 076 247	19 482 655
072	Cocoa	4 559 152	9 424 954	16 432 958	34 088 082
073	Chocolate And Other Food Preparations Containing Cocoa	653 168	1 899 819	2 657 760	7 637 889
074	Tea And Mate	883 984	3 075 272	1 720 410	5 836 354
075	Spices	5 007 703	16 831 167	4 674 565	14 797 681
081	Feeding Stuff For Animals	294 526 031	893 813 761	154 304 612	451 838 797
091	Margarine And Shortening	621 403	1 668 650	2 252 380	6 337 642
098	Edible Products And Preparations	15 383 568	38 538 959	50 274 471	114 554 894
111	Non-alcoholic Beverages, Nes	4 539 790	11 675 912	3 999 741	10 486 837
112	Alcoholic Beverages	88 886	156 020	767 244	1 679 995
121	Tobacco, Unmanufactured And Refused	5 376 651	17 613 040	21 553 156	86 417 352
122	Tobacco, Manufactured	878 875	2 451 101	6 786 808	19 378 006
211	Hides And Skins, Raw	1 195 655	2 819 623	585 144	1 527 603
212	Furskins, Raw	0	200	0	4 920
222	Oil Seeds Use For Extraction Ofsoft Fixed Vegetable Oils	119 799 284	579 209 404	88 055 935	356 702 597
223	Oil Seeds Use For Extraction Of Other Fixed Vegetable Oils	86 867	2 530 746	58 236	1 708 894
231	Natural Rubber Latex;natural Rubber And Similar Natural Gums	1 313 159	3 896 672	5 225 986	13 565 666
232	Synthetic Rubber Latex, Synthetic/reclaimed Rubber	29 482 329	74 055 313	87 132 775	208 065 029
244	Cork,natural,raw And Waste	14 403	25 994	74 761	142 630
245	Fuel Wood And Wood Charcoal	663 576	2 017 277	198 620	559 583
246	Wood In Chips Or Particles And Waste	217 264	4 158 099	115 524	686 631
247	Wood In The Rough Or Roughly Squared	3 754 912	12 274 349	1 696 432	4 250 490
248	Wood, simply Worked And Railway Sleeper Of Wood	10 977 493	31 503 614	8 261 658	23 006 682
251	Pulp And Waste Paper	301 515 022	858 142 026	143 191 320	421 930 470
261	Silk	48	1 968	10 660	30 340
263	Cotton	58 538 472	158 828 732	180 093 430	449 684 026
264	Jute And Other Textile Bast Fibres	98 120	398 007	152 099	637 961
265	Vegetable Textile Fibres,raw Or Processed;waste Of These Fibres	65 375	457 601	75 815	405 819
266	Synthetic Fibres Suitable For Spinning	21 325 181	57 529 037	53 867 987	138 543 856
267	Other Man-made Fibres Suitable For Spinning And Waste	5 433 014	14 035 981	23 111 665	59 133 179
268	Wool And Other Animal Hair	163 766	463 128	1 607 646	4 600 329
269	Old Clothing And Other Old Textile Articles; Rags	549 819	1 379 347	595 668	1 551 485
272	Fertilizers, Crude	49 654 960	248 243 988	7 411 920	33 956 242
273	Stone, Sand And Gravel	151 200 612	479 965 917	8 080 344	22 876 185
274	Sulphur And Unroasted Iron Pyrites	54 895 550	115 733 646	10 203 550	21 836 901
277	Natural Abrasives	1 604 086	5 903 285	423 930	1 838 311
278	Other Crude Minerals	387 073 227	1 047 797 055	42 719 836	119 550 993
281	Iron Ore And Concentrates	8 087 785	333 560 104	2 315 062	70 090 580
282	Waste And Scrap Metal Of Iron/steel	158 076 968	404 565 883	69 698 053	165 068 139
283	Copper Ores And Concentrates	5 118	89 709	60 836	1 001 688
285	Aluminium Ores And Concentrates	45 053 241	114 097 138	18 420 630	46 099 206
287	Ores And Concentrates Of Basemetals	3 959 416	9 584 583	5 523 753	12 230 610
288	Non-ferrous Base Metal Waste And Scraps	4 043 800	12 348 327	16 414 013	50 838 751
289	Ores And Concentrates Of Precious Metals; Waste,scraps	834	1 125	50 592	101 122
291	Crude Animal Materials	1 221 566	3 165 803	4 678 206	11 596 432
292	Crude Vegetable Materials	1 519 266	4 019 221	7 049 941	18 937 306
321	Coals, Pulverized Or Not	3 122 522	12 160 836	968 925	3 117 139
322	Briquettes, Lignite And Peat	155 641	246 210	45 895	116 345
325	Coke And Semi Coke Of Coal/lignite/peat	7 576 231	19 059 181	2 982 040	7 628 938
333	Petroleum Oil, Crude	655 993 703	2 968 399 534	535 633 426	2 261 539 123

I-2. IMPOR MENURUT GOLONGAN BARANG SITC / IMPORT BY SITC COMMODITY GROUPS
***** MARET/MARCH 2011 *****

SITC	Uraian golongan barang Group description	Berat bersih/ Net weight (Kg)		Nilai/Value C.I.F (US\$)	
		Bulan ini Current month	Kumulatif Cum.Jan.to date	Bulan ini Current month	Kumulatif Cum.Jan.to date
C. By Commodity 3 digit SITC					
334	Petroleum Products, Refined	2 279 906 376	6 429 817 755	2 200 391 587	5 706 933 246
335	Residual Petroleum Products, And Related Materials	54 474 537	138 969 821	34 032 925	88 173 952
342	Liquefied Propane And Butane	134 599 102	402 211 003	115 535 575	353 662 658
343	Natural Gas, Liquefied Or Not	67	729	3 206	13 360
344	Petroleum Gases And Other Gas	22 613	42 171	106 161	187 076
345	Coal Gas, Water Gas And Similar Gas	371	887	3 691	20 857
351	Electric Currents	80 000	377 280	14 709	30 145
411	Animal Oils And Fats	1 217 178	2 488 165	2 757 751	7 606 383
421	Fixed Vegetable Fats And Oils Soft,crude,refined Or Fractioned	2 603 115	6 795 685	4 426 805	11 272 823
422	Fixed Vegetable Fats And Oils Solid,crude,refined Or Fractioned	583 462	1 636 145	1 309 418	3 361 588
431	Animal And Vegetable Oil; Fat Processed And Their Wax	3 164 752	9 676 067	5 996 576	17 116 000
511	Hydrocarbon And Their Halogenated, Nitrated Derivatives	163 303 776	460 370 009	222 516 053	598 544 081
512	Alcohols,phenols,phenol-alcohols And Their Halogenated	77 802 188	234 549 143	93 316 785	268 914 222
513	Carboxylic Acids,and Their Anhydrides,halides,peroxides	47 850 159	124 843 491	73 951 715	192 364 874
514	Nitrogen-function Compounds	18 516 753	45 006 833	56 573 250	132 598 951
515	Organo-inorganic And Heterocyclic Compounds	19 640 200	45 001 704	84 338 064	196 237 649
516	Other Organic Chemicals	18 247 465	40 110 248	40 191 854	91 251 656
522	Inorganic Chemical Elements, Oxides And Halogen Salts	88 001 768	234 558 239	68 598 469	180 577 877
523	Metallicsalts And Peroxysalts	224 889 638	461 988 950	80 102 675	169 650 589
524	Other Inorganic Chemicals;chemical Compound Of Precious Metals	2 406 339	5 596 828	3 263 929	8 731 376
525	Radioactive And Associated Materials	4 977	17 372	389 473	1 504 840
531	Synthetic Organic; Colouring Matter	6 425 931	16 448 589	36 044 053	89 904 061
532	Dyeing/tanning Extracts And Synthetic Tanning Materials	791 341	1 720 048	1 473 115	3 357 029
533	Pigments, Paints, Varnishes, And Related Materials	24 216 413	65 294 843	69 471 390	182 174 039
541	Medicinal And Pharmaceutical Products	1 994 671	4 510 809	42 508 403	105 014 888
542	Medicaments, Including Veterinary Medicaments	1 187 405	3 214 907	29 316 067	73 860 376
551	Essential Oils, Perfumes, And Flavour Materials	2 720 766	6 258 672	34 885 283	80 079 213
553	Perfumery, Cosmetics, And Toilet Preparations	4 102 826	11 663 112	30 211 931	78 440 770
554	Soap,cleansing And Polishing Preparations	10 425 239	25 932 149	26 580 140	65 235 143
562	Fertilizers, Manufactured	555 401 348	1 404 977 223	203 766 681	489 425 318
571	Polymers Of Ethylene In Primary Forms	67 400 433	169 120 252	108 243 064	267 347 756
572	Polimers Of Styrene In Primary Forms	14 053 633	40 419 052	31 340 526	89 584 471
573	Polimers Of Vinyl Chloride In Primary Forms	8 833 057	19 904 058	12 388 117	28 851 805
574	Poliacetals And Polycarbons In Primary Forms	27 804 311	69 055 340	70 951 345	171 392 137
575	Other Plastics In Primary Forms	121 215 183	302 827 343	244 400 226	599 421 524
579	Waste And Scrap Of Plastics	7 323 918	24 094 532	4 947 001	15 026 372
581	Tubes, Pipes, And Hoses Of Plastics	1 903 753	5 600 021	12 956 376	30 593 050
582	Plates, Sheets, And Film Of Plastics	24 910 452	65 195 772	75 074 463	191 334 743
583	Monofilament And Rod Of Plastics	310 489	846 910	1 595 464	5 177 294
591	Disinfectants, Insecticides, And Fungicides Put In Forms	4 777 983	13 218 684	24 826 092	68 705 579
592	Starches, Inulin, And Wheat Glutenal Buminoidal Substances; Glues	47 808 152	127 721 340	51 994 027	135 526 664
593	Explosive And Pyrotechnic Products	855 577	5 617 374	8 517 256	16 392 736
597	Additive For Mineral Oils	20 755 100	41 841 919	42 662 970	104 633 468
598	Miscellaneous Chemical Products	34 757 162	103 864 649	96 416 927	263 121 888
599	Residuall Products Of The Chemical Or Allied Industries, N.e.s	220	220	4 874	4 874
611	Leathers	3 752 392	9 480 711	39 295 289	97 438 158
612	Manufactures And Composition Leathers	38 811	88 905	362 633	806 841
613	Furskins, Tanned Or Dressed	1 209	1 429	52 445	60 218
621	Materials Of Rubber	3 775 472	11 255 710	23 440 048	64 610 684
625	Rubber Tyre,tyre Cases,tyre Treads,inner Tubes, And Tyre Flaps	12 096 569	32 843 151	54 606 913	139 986 058
629	Articles Of Rubbers	3 863 916	10 818 008	39 238 385	102 213 737
633	Cork Manufactures	79 285	208 619	233 933	714 338
634	Veneers,plywood,improved/reconstituted Wood Worked	33 900 191	99 618 377	14 363 235	44 225 107
635	Wood Manufactures	939 610	2 757 711	2 073 104	5 416 191
641	Papers And Paperboards	58 049 236	144 974 679	77 754 318	192 550 341
642	Paper And Paperboard Cut To Size/shape And Article Of Papers	12 342 581	32 873 157	35 496 570	97 917 227
651	Textile Yarns	15 805 430	39 915 296	58 631 929	146 218 992
652	Cotton Fabrics, Woven	10 962 936	29 587 235	119 468 509	316 342 599
653	Fabrics, Woven, Of Man-made Fibres	10 850 936	29 472 380	97 335 455	246 391 893
654	Textile Fabrics, Woven, Other Than Of Cotton Or Man-made Fibres	545 688	2 025 286	7 070 627	26 164 377
655	Knitted Or Crocheted Fabrics	12 235 738	31 781 133	119 595 561	301 015 427
656	Tulle,lace,enbroidery,ribbons,trimmings And Other Small Wares	1 878 401	4 874 855	27 502 406	71 101 442
657	Special Yarns,textile Fabrics	13 721 926	38 463 432	77 435 166	199 530 611
658	Made-up Articles, Wholly/chiefly Of Textile Materials	1 812 948	6 449 635	4 162 598	16 813 050
659	Floor Coverings	1 254 648	4 012 346	3 213 606	9 005 401
661	Lime,cement And Fabricated Construction Materials	154 718 111	523 298 832	9 920 735	33 519 667
662	Clay And Refactory Construction Materials	24 738 784	94 848 900	13 842 079	46 976 339
663	Mineral Manufactures	11 417 828	30 428 504	20 655 603	52 210 702
664	Glass	22 048 359	51 762 453	15 863 390	45 497 315
665	Glassware	10 652 547	24 826 424	8 660 437	24 023 774
666	Pottery	1 076 551	5 401 458	713 367	2 816 275
667	Pearl, Precious And Semi Precious Stones	2 733	18 356	71 652	293 389
671	Pig Iron,spiegeleisen,sponge Iron, And Ferro-alloys	9 161 708	49 538 040	11 534 165	39 548 704
672	Ingots And Other Iron/steel In Primary Forms	301 494 544	515 103 630	197 856 548	334 433 705
673	Flat Rolled Products, Not Clad	233 670 248	697 207 790	190 094 069	558 270 365
674	Flat Rolled Products, Clad Or Plated	70 201 125	183 070 545	78 278 409	201 619 467
675	Flat Rolled Products And Alloy Steels	57 194 343	178 603 925	88 825 403	246 871 967

I-2. IMPOR MENURUT GOLONGAN BARANG SITC / IMPORT BY SITC COMMODITY GROUPS
***** MARET/MARCH 2011 *****

SITC	Uraian golongan barang Group description	Berat bersih/ Net weight (Kg)		Nilai/Value C.I.F (US\$)	
		Bulan ini Current month	Kumulatif Cum.Jan.to date	Bulan ini Current month	Kumulatif Cum.Jan.to date
C. By Commodity 3 digit SITC					
676	Iron/steel Bars, Rods, Angels, Shaped And Sections	90 496 577	223 758 389	92 769 990	228 583 951
677	Rail/railway And Tractor Construction Of Iron/steel Materials	852 477	2 313 672	1 808 723	4 822 042
678	Wire Of Iron/steel	18 919 674	50 403 044	27 966 084	68 336 137
679	Tubes, Pipes, Hollow Profile, Pipe Fitting Of Iron/steel	84 977 987	222 117 838	146 942 252	388 793 826
681	Silver, Platinum, And Other Metal Of The Platinum Groups	5 467	26 238	1 854 415	6 223 810
682	Copper	12 513 130	32 168 884	107 791 138	264 391 241
683	Nickel	186 732	447 210	3 379 123	8 773 195
684	Aluminium	43 652 860	131 187 273	133 466 935	386 796 551
685	Lead	10 871 536	26 472 363	27 712 463	66 379 935
686	Zinc	11 862 294	28 759 929	29 321 107	69 867 952
687	Tin	96 100	329 980	2 329 031	7 291 433
689	Miscellaneous Non-ferrous Basemetals Employed In Metallurgy	279 876	658 792	2 271 465	4 232 794
691	Structures And Parts Of Iron/steel Or Aluminium	12 210 053	30 687 042	23 157 268	65 814 976
692	Metal Containers For Storage And Transportations	3 894 768	11 268 638	15 265 492	43 837 155
693	Wire Products And Fencing Grills	4 309 027	17 182 654	10 211 839	34 954 891
694	Nails, Screws, Nuts, Bolts, Rivets Of Iron/steel Or Copper	7 225 074	22 577 726	48 324 569	131 895 259
695	Tools For Used In The Hand Or In Machines	4 175 678	13 453 000	35 161 939	99 947 611
696	Cutlery	748 479	3 167 168	3 811 203	13 119 272
697	Household Equipment Of Base Metals	2 767 723	10 099 454	7 585 173	25 474 153
699	Manufactures Of Base Metals	29 347 907	80 125 390	102 295 176	270 502 346
711	Steam And Other Vapour Generating Boilers And Parts	7 147 428	17 799 240	25 363 279	84 567 740
712	Steam Or Other Generating Boilers And Parts	2 295 541	7 816 906	11 582 521	48 560 621
713	Internal Combustion Piston Engines And Parts	15 914 927	45 210 322	168 073 888	451 287 988
714	Engines And Motors, Non-electric And Parts	254 014	896 953	26 126 311	58 705 395
716	Rotating Electric Plants And Parts	9 357 370	31 811 543	72 905 628	283 881 273
718	Other Power Generating Machines And Parts	1 713 730	3 094 251	9 886 323	34 162 820
721	Agricultural Machinery And Parts	1 500 292	4 865 292	13 747 060	35 680 501
722	Tractors	553 540	1 852 560	3 528 229	11 636 736
723	Civil Engineering And Contractor Plants And Equipments/parts	43 251 743	114 002 091	299 100 397	760 246 494
724	Textile/leather Machinery And Parts	9 738 861	26 231 569	89 880 576	221 635 429
725	Papermill/pulpmill Machinery And Paper Cutting Machines	3 012 672	7 385 057	27 731 767	80 488 753
726	Printing/book Binding Machinery And Parts	2 326 222	5 202 686	56 034 509	122 653 319
727	Food Processing Machines And Parts	4 113 621	10 594 156	39 457 786	94 351 743
728	Other Machines And Equipment Specialized For Particular Industry	13 937 841	44 927 857	141 558 354	508 604 750
731	Machine Tools By Removing Metal	2 313 146	7 611 770	36 742 463	89 671 627
733	Machine Tool For Working Metals	5 666 348	11 218 591	35 060 705	73 523 267
735	Parts Of Machine Tools	401 177	1 068 971	12 321 943	26 896 748
737	Metalworking Machinery And Parts	3 470 825	10 009 345	25 136 004	75 928 513
741	Heating And Cooling Equipments And Parts	15 889 965	43 303 406	115 086 966	334 665 262
742	Pumps For Liquid And Parts	5 900 273	18 157 949	67 352 942	194 915 427
743	Pumps, Compressors, Fans, Blowers, Centrifuges, And Parts	10 137 313	28 933 441	84 891 550	231 302 719
744	Mechanical Handling Equipments And Parts	13 648 618	46 840 959	75 949 080	277 834 101
745	Other Non-electrical Machinery, Tools, And Mechanical Apparatus	2 442 548	8 074 209	33 701 285	119 877 054
746	Ball Or Roller Bearings	3 970 302	10 938 510	44 397 633	120 500 518
747	Taps, Cocks, And Valves For Pipes	3 682 614	13 304 444	51 184 893	142 563 298
748	Transmission Shafts And Cranks	10 620 978	30 027 498	114 179 595	301 322 826
749	Non-electric Parts And Accessories Of Machineries	2 699 267	7 486 011	38 739 105	103 972 306
751	Office Machines	2 455 631	7 486 797	44 162 099	110 969 441
752	Automatic Data Processing Machines And Their Units	4 700 471	13 008 589	208 685 774	492 581 472
759	Parts And Accessories For Machine Of Heading 751 Or 752	1 354 477	4 288 136	35 595 852	83 687 232
761	Television Receivers	2 036 494	5 676 013	55 815 701	147 174 127
762	Radio Broadcast Receivers	195 286	569 240	4 567 465	12 132 771
763	Sound Recorders Or Reproducers	154 786	570 356	1 998 055	8 764 630
764	Telecommunication Equipments And Parts	10 961 923	32 140 185	602 704 267	1 498 923 765
771	Electric Power Machinery And Parts	4 410 748	10 875 283	72 314 686	138 982 007
772	Electrical Apparatus For Making And Breaking Electrical Circuits	8 803 248	23 440 136	224 457 018	572 073 475
773	Equipment For Distributing Electricity	7 618 860	23 391 058	68 296 251	198 389 898
774	Electrical Apparatus For Medical Purposes And Radiological	74 735	244 828	5 811 835	17 633 438
775	Household Type, Electrical/non-electrical Equipments	6 694 084	21 102 473	29 787 973	94 373 139
776	Thermionic, Cold Cathode, And Photo Cathode Valves/tubes	5 786 514	13 146 662	214 564 172	614 964 811
778	Electrical Machinery And Apparatus	14 685 970	41 923 921	195 117 332	526 849 306
781	Passenger Motor Cars	17 756 007	48 011 486	203 825 027	535 752 800
782	Motor Vehicle For The Transportation Of Goods	31 856 897	74 933 626	342 173 177	781 799 820
783	Road Motor Vehicles	1 321 760	5 018 043	11 377 623	41 154 583
784	Parts And Accessories Of The Motor Vehicles	25 064 357	67 736 270	224 156 329	595 556 221
785	Motorcycles, Scooters, And Other Cycles Motorized/non Motorized	12 537 049	44 910 139	65 871 856	192 011 835
786	Trailers And Other Vehicles, Not Motorized	2 030 893	5 596 995	4 861 220	13 981 028
791	Railway Vehicles And Associated Equipments	325 501	1 469 925	5 033 196	18 323 580
792	Aircraft And Associated Equipments And Parts	921 030	1 512 246	314 225 422	663 672 384
793	Ships, Boats, And Floating Structures	45 873 355	109 237 003	92 882 104	223 679 168
811	Prefabricated Buildings	1 569 540	3 395 982	4 454 199	9 569 630
812	Sanitary, Plumbing, Heating, And Lighting Fixtures/fittings	822 435	2 996 119	2 799 040	9 647 677
813	Lighting Fixtures And Fittings	1 431 399	5 114 775	6 709 419	21 857 682
821	Furnitures And Parts	6 345 938	21 859 683	20 211 874	62 620 820
831	Travel Goods	1 678 876	6 873 909	9 770 891	30 968 812
841	Men's Coats/jackets, Not Knitted	308 097	924 004	4 030 677	9 482 689
842	Women's Coats/jacket, Not Knitted	270 721	897 277	4 942 064	12 452 152

I-2. IMPOR MENURUT GOLONGAN BARANG SITC / IMPORT BY SITC COMMODITY GROUPS
***** MARET/MARCH 2011 *****

SITC	Uraian golongan barang <i>Group description</i>	Berat bersih/ <i>Net weight</i> (Kg)		Nilai/ <i>Value C.I.F</i> (US\$)	
		Bulan ini <i>Current month</i>	Kumulatif <i>Cum.Jan.to date</i>	Bulan ini <i>Current month</i>	Kumulatif <i>Cum.Jan.to date</i>
C. By Commodity 3 digit SITC					
843	Men's Coats/jackets, Knitted	135 676	443 210	1 707 973	4 746 861
844	Women's Coats/jackets, Knitted	487 400	1 815 415	2 807 445	9 612 922
845	Articles Of Apparel	515 485	1 835 256	8 052 017	22 513 636
846	Clothing Accessories Of Textiles Fabrics	338 536	1 082 551	5 686 737	16 647 217
848	Articles Of Apparel And Clothing Accessories Of Other Than Textile	769 551	2 793 070	6 217 125	20 115 927
851	Footwears	5 325 503	12 676 411	29 464 316	73 532 726
871	Optical Instrument And Apparatus	56 432	218 300	8 481 267	16 884 482
872	Medical Instruments And Appliances	2 106 404	4 897 350	16 322 969	43 615 395
873	Meters And Counters	772 820	2 255 142	17 225 150	38 556 211
874	Measuring, Checking, Analysing, And Controlling Instrument And	2 375 798	7 638 687	63 142 661	181 056 105
881	Photographic Apparatus And Equipments	224 336	683 127	2 437 734	7 063 911
882	Photographic And Cinematographic Supplies	1 347 647	3 453 153	7 818 502	19 990 013
883	Cinematograph Film, Exposed And Developed	564	10 780	39 076	779 909
884	Optical Goods	263 860	1 018 623	10 551 550	34 883 349
885	Watches And Clocks	399 577	1 428 195	3 988 779	10 066 356
891	Arms And Ammunitions	88 521	281 055	3 477 380	31 625 722
892	Printed Matter	1 554 818	4 025 938	20 881 185	51 429 028
893	Article Of Plastics	15 186 548	42 527 114	53 796 132	160 050 060
894	Baby Carriages, Toys, Games, And Sporting Goods	4 878 466	16 395 067	16 219 006	46 487 897
895	Office And Stationery Supplies	1 904 820	5 826 207	9 051 491	25 192 250
896	Works Of Art, Collectors Pieces And Antiques	96 331	166 165	196 094	466 110
897	Jewellery, Goldsmith, Silversmith Wares, And Other Articles	470 983	1 536 575	4 338 972	12 504 825
898	Musical Instrument And Parts/accessories	1 981 215	5 122 854	28 632 144	73 848 586
899	Other Miscellaneous Manufactured Articles	3 749 301	14 586 576	39 670 250	133 325 472
961	Coin Not Being Legal Tender	97	137 808	4 785	580 215
971	Gold, Non-monetary	885	2 311	5 208 259	13 478 945
TOTAL IMPORT		10 336 712 208	29 525 310 053	14 486 238 209	38 794 794 919

I.3. IMPOR MENURUT KOMODITI / IMPORT BY HS COMMODITY
***** MARET/MARCH 2011 *****

HS	Uraian Komoditi Commodity Description	Berat Bersih / Net Weight (Kg)		Nilai / Value C.I.F (US\$)	
		Bulan ini	Kumulatif	Bulan ini	Kumulatif
		Current Month	Cum.Jan. to date	Current Month	Cum.Jan. to date
0102901000	Live oxen, other than pure-bredbreeding animals	9 885 967	30 054 915	26 053 992	76 840 827
0102902000	Live buffaloes, other than pure-bredbreeding animals	0	3 270 260	0	6 562 948
0105119000	Fowls spec.gallus domesticus, live, weight <=185g, other than breed	13	13	759	759
0105199000	Breeding guinea fowls, live, weight<=185g	90	90	3 524	3 524
0105941000	Breed.fowl of the spec.gallus domesticus, oth than fighting cock, w	1 011	1 011	74 345	74 345
0106390000	Other birds, live	0	66	0	3 016
0106900000	Other live animals, for humanconsumption	0	545	0	19 973
0201300000	Meat of bovine animals, boneless, fresh or chilled	112 588	297 649	679 664	1 650 893
0202100000	Carcasses & half-carcasses of bovine animals, frozen	19 040	19 040	85 546	85 546
0202200000	Oth cuts with bone in of bovine animals, frozen	274 310	760 773	612 184	1 524 006
0202300000	Meat of bovine animals, boneless, frozen	4 410 019	11 624 289	15 450 284	39 862 159
0204100000	Carcasses & half-carcasses of lamb, fresh or chilled	18 368	18 368	78 981	78 981
0204220000	Oth cuts with bone in of sheep, fresh or chilled	1 903	2 628	9 183	21 425
0204230000	Other meat of sheep, boneless, fresh or chilled	0	469	0	8 932
0204410000	Carcasses & half-carcasses of sheep, frozen	327	25 256	3 499	116 497
0204420000	Oth cuts with bone in of sheep, frozen	25 585	95 137	227 732	778 391
0204430000	Other meat of sheep, boneless, frozen	2 503	18 806	26 395	200 251
0204500000	Meat of goats, fresh, chilled or frozen	24 970	24 970	41 551	41 551
0206220000	Livers of bovine animals, frozen	232 586	859 069	463 009	1 691 733
0206290000	Other edible offal of bovine animals, frozen	2 206 587	7 688 616	4 529 335	15 197 296
0207149000	Oth cuts & offals of fowl of the species gallus domesticus, frozen	0	8 980	0	29 236
0207250000	Meat and edible offal of turkeys, not cut in pieces, frozen	23 802	29 293	61 451	82 207
0207279000	Oth cuts and offal of turkeys, frozen	0	33	0	446
0207331000	Meat and edible offal of ducks, not cut in pieces, frozen	24 380	186 758	25 306	243 185
0207369000	Oth cut & offal of ducks, geese/guineafowls, frozen	0	18 100	0	28 606
0208900010	Frogs legs	0	1	0	2
0208900090	Oth meat & edible offal, fresh, chilled or frozen	0	36	0	50
0210999000	Oth meat & edible, incl. frouns & mealssalted, in brine, dried or sm	2 000	13 834	20 386	125 167
0301102000	Ornamental marine fish, live	356	823	3 270	8 700
0301103000	Freshwater ornamental fish, live	526	963	4 059	10 294
0301992100	Other live fish fry, for breeding	0	150	0	5 028
0301994090	Other freshwater fish, live	60 750	217 570	56 495	199 398
0302190000	Oth salmonidae fish, excl. fillet, liver and roes, fresh or chilled	10 149	20 159	9 701	19 192
0302390000	Oth tunas, excl. fillets, livers & roes, fresh or chilled	4 340	4 366	4 148	4 814
0302500000	Cod, excluding fillets, livers & roes, fresh or chilled	13	13	28	28
0302610000	Sardines, excl. fillets, livers & roes, fresh or chilled	14 335	73 934	14 007	55 253
0302691090	Other marine fish excl. fillets, livers and roes, fresh or chilled	33 313	48 868	31 844	47 814
0302692010	Tilapia, excl. fillets, livers and roes, fresh or chilled	2 447	11 897	2 342	11 631
0302692090	Other freshwater fish, excl. fillets, livers and roes, fresh or chilled	10 776	28 277	10 303	28 400
0302700000	Livers & roes of fish, fresh/chilled	980	5 139	2 023	11 352
0303110000	Sockeye salmon, excl. fillets, livers & roes, frozen	25 000	25 000	70 334	70 334
0303190000	Oth pacific salmon, excl. fillet, liver and roes, frozen	0	15 570	0	28 923
0303220000	Atlantic & danube salmon, excl. fillets, livers and roes, frozen	17 982	44 062	166 696	409 263
0303290000	Other salmonidae, excl. fillets, livers and roes, frozen	0	6 130	0	34 726
0303310000	Halibut, excl. fillets, livers and roes, frozen	0	119	0	1 925
0303330000	Sole, excl. fillets, livers & roes, frozen	0	424	0	6 840
0303390000	Oth flat fish, excl. fillets, livers & roes, frozen	39 924	390 444	127 900	1 293 409
0303410000	Albacore/longfinned tunas, excl. fillet, livers and roes, frozen	127 644	386 914	148 610	846 545
0303420000	Yellow fin tunas, excl. fillet, liver & roes, frozen	285 609	1 190 241	547 521	3 111 527
0303430000	Skipjack or stripe-bellied bonito, excl. fillets, livers and roes, frozen	7 176 411	15 130 588	9 372 820	16 143 153
0303490000	Oth tunas, excl. fillets, livers & roes, frozen	388 760	765 604	344 552	695 714
0303510000	Herring clupea harengus, clupea pallasii, excl. fillets, livers and roes,	0	18	0	259
0303520000	Cod (gadus morhua, ogac, macrocephalu), excl. fillets, livers and roe	3 482	6 952	29 155	33 012
0303610000	Swordfish (xiphias gladius), excl. fillets, livers and roes, frozen	104 040	201 585	77 057	146 162
0303710000	Sardines, excl. fillets, livers and roes, frozen	6 753 817	25 376 389	3 772 256	14 783 201
0303740000	Mackerel, excl. fillets, livers and roes, frozen	9 620 472	42 453 353	7 614 023	31 989 867
0303750000	Dogfish and other sharks, excl. fillets, livers and roes, frozen	51 352	60 531	166 510	173 126
0303760000	Eels, excl. fillets, livers & roes, frozen	956	21 016	1 973	54 218
0303770000	Sea bass, excl. fillets, livers and roes, frozen	0	27 064	0	75 179
0303791090	Other marine fish, excl. fillets, livers and roes, frozen	2 529 080	9 819 745	1 910 605	7 500 139
0303792010	Tilapia, excl. fillets, livers and roes, frozen	257 700	604 600	225 842	543 636
0303792090	Other freshwater fish, excl. fillets, livers and roes, frozen	104 600	281 770	61 361	191 025
0303802000	Roes of fish, frozen	0	833	0	940
0304190000	Other fish fillets, fresh or chilled	6 844	10 271	14 116	21 987
0304290000	Other fish fillets, frozen	230 023	754 186	739 324	2 235 986
0304990000	Other fish meat (whether or not minced) frozen	61 000	184 138	43 920	173 714
0305100000	Flours, meals and pellets of fish, fit for human consumption	1 120	2 640	10 446	24 532
0305201000	Livers & roes of freshwater fish, dried, salted or salted or in brine	55 500	469 887	44 400	375 909
0305209000	Others livers & roes of fish, dried, smoked, salted or in brine	375	110 776	28 348	91 277
0305420000	Herrings, smoked, including fillets	0	6 602	0	9 900
0305490000	Other smoked fish, including fillets	44 880	287 359	72 168	491 950

I.3. IMPOR MENURUT KOMODITI / IMPORT BY HS COMMODITY
***** MARET/MARCH 2011 *****

H S	Uraian Komoditi Commodity Description	Berat Bersih / Net Weight (Kg)		Nilai / Value C.I.F (US\$)	
		Bulan ini	Kumulatif	Bulan ini	Kumulatif
		Current Month	Cum.Jan. to date	Current Month	Cum.Jan. to date
0305510000	Cod(gadus morhua/ogac/macrocephalus),dried,salted/unsalted bu	500	500	3 839	3 839
0305591000	Sharks fins, dried, salted/unsaltedbut not smoked	3 131	7 790	8 148	23 125
0305592000	Marine fish, including anchovies, dried,salted/unsalted, but not sm	1 812 262	7 913 461	1 544 008	6 709 157
0305599000	Other dried fish, salted/unsalted butnot smoked	158 890	773 694	127 137	656 183
0306130000	Shrimps and prawns, frozen	91 121	406 630	571 646	1 935 644
0306140000	Crabs, frozen	199 250	688 624	2 597 985	7 672 127
0306190000	Other, incl flours, meals & pellets ofcrustac, fit for human consum	120	920	1 805	19 395
0306231000	Shrimps and prawns, breeder	2 372	2 596	44 491	68 459
0306249900	Other crabs, not frozennot in airtight containers	13 224	24 950	135 444	392 198
0306299900	Other crustaceans, not frozenin oth than airtight containers	500	640	6 024	16 123
0307101000	Oysters, live	0	128	0	1 247
0307102000	Oysters, fresh, chilled or frozen	7 320	18 870	38 473	96 753
0307291000	Scallops, frozen	7 108	68 366	59 508	183 802
0307391000	Mussels, frozen	16 576	35 616	50 708	115 644
0307412000	Cuttle fish and squid,fresh or chilled	0	1 512	0	2 810
0307491000	Cuttle fish and squid, frozen	779 578	2 726 588	742 009	2 767 288
0307492000	Cuttlefish&squid,dried,salted/in brine	0	2 495	0	8 275
0307512000	Octopus, fresh or chilled	0	160	0	368
0307591000	Octopus, frozen	24 275	89 214	36 666	182 288
0307602000	Snails, other than sea snails, fresh,chilled or frozen	0	265	0	280
0307991000	Other molluscs, frozen	0	806	0	1 499
0307999000	Oth aquatic invertebrates not crstceans,for human consumpt drier	1 763	1 769	3 804	3 860
0401100000	Milk and cream, not concentrated, no addsugar, of a fat content, l	150 450	331 455	467 196	1 042 169
0401200000	Milk and cream, not concentrated, no addsugar, of a fat content, l	500	76 589	3 920	133 490
0401300000	Milk and cream, not concentrated, no addsugar, of a fat content, l	334 287	694 290	979 587	2 060 700
0402103000	Milk&cream fat cont<=1.5%,in solid formadded sugar/oth sweet,ir	12 556 640	29 505 769	38 107 561	89 497 663
0402109000	Milk&cream fat cont<=1.5%,in solid formadded sugar/oth sweet,ir	1 098 926	2 335 908	3 246 401	7 153 993
0402212000	Milk&cream fat cont> 1.5%,in solid formnot added sugar/oth swee	2 889 906	7 109 585	11 243 015	26 656 363
0402219000	Milk&cream fat cont> 1.5%,in solid formnot added sugar/oth swee	606 390	867 668	2 467 377	3 833 625
0402292000	Milk&cream fat cont> 1.5%,in solid formadded sugar/oth sweet,in	1 491 550	4 745 175	5 180 925	16 575 709
0402299000	Milk&cream fat cont> 1.5%,in solid formadded sugar/oth sweet,in	1 498 704	3 004 639	12 879 067	26 951 179
0402990000	Other milk&cream, containing addeddsugar/other sweetening	162 330	796 127	271 868	1 298 659
0403101100	Yoghurt in liquid form, incl. condensedform,cont.fruits, nuts, coco	0	40	0	7 631
0403109100	Yoghurt in condensed form, not contain frut, cocoa, or flavoring n	31 476	31 476	29 194	29 194
0403109900	Yoghurt in other form, not contain fruitnut, cocoa, or flavoring ma	0	23 448	0	46 732
0403901000	Buttermilk	763 800	1 401 275	2 443 155	4 252 609
0403909000	Curdled milk and cream, kephir & otherfermented milk and cream	17 186	59 320	34 153	116 471
0404101100	Whey, whether/not concentrated/containadd sugar/sweetening,fi	6 438 121	16 442 650	9 841 880	24 095 333
0404101900	Modified whey,whether/not concentr/contadd sugar/sweetening,	1 738 590	4 029 428	4 729 432	8 939 435
0404900000	Oth products consisting of natural milk	98 954	139 434	126 870	346 664
0405100000	Butter derived from milk	759 282	1 630 721	4 129 880	8 757 010
0405200000	Dairy spreads derived from milk	720	720	4 364	4 364
0405901000	Anhydrous butterfat derived from milk	526 970	1 305 350	3 299 173	7 555 271
0405902000	Butter oil derived from milk	49 190	68 790	344 073	474 895
0405909000	Other fats and oils derived from milk	33 600	67 200	195 552	363 888
0406101000	Fresh cheese (unripened or uncured),including whey cheese	1 374 076	3 381 918	6 034 979	14 521 064
0406109000	Fresh curd (unripened or uncured)	878	878	101	101
0406201000	Grated/powdered cheese,in packages ofa gross weight exceeding	13 075	28 500	99 810	202 554
0406209000	Grated/powdered cheese,in packages ofa gross weight <= 20 kg	18 660	28 406	80 421	148 911
0406300000	Processed cheese,not grated or powdered	570 700	1 492 268	2 725 808	7 035 559
0406900000	Other cheese	91 301	213 628	550 579	1 084 906
0408110000	Egg yolks, dried	20 932	107 135	84 625	431 150
0408190000	Egg yolks, other than dried	0	14 359	0	36 636
0408910000	Birds'eggs, not in shell, dried	41 667	192 113	199 783	1 010 143
0408990000	Birds eggs, not in shell, oth than dried	0	1 341	0	3 420
0409000000	Natural honey	89 315	782 131	335 086	2 108 779
0501000000	Human hair, unworked, whether or notwashed or scoured; waste	9 250	25 825	847 200	2 107 058
0502900000	Badger hair and other brush making hairand waste thereof	63 540	311 505	489 668	1 940 125
0505101000	Duck feathers and down, of a kind usedfor stuffing	56 670	136 388	2 027 978	4 130 182
0505109000	Feathers and down other than duck, ofa kind used for stuffing	390	453	16 302	56 913
0505901000	Duck feathers and down, used other thanfor stuffing	16 697	42 683	289 456	527 794
0505909000	Other skins and parts of birds; powderand wsate of feather or part	207 853	962 380	165 419	844 521
0508002000	Shells of molluscs, crustaceans/echinoderms,unworked/simple pre	4 263	4 263	1 939	1 939
0508009000	Cuttle-bone,unworked/simple preparednot cut to shape,powder&	58 900	72 850	23 567	27 659
0511100000	Bovine semen	0	44	0	30 240
0511913000	Artemia egg (brine shrimp egg)	1 425	26 671	53 880	452 739
0511919000	Oth.product of fish or crustaceans,moluscs or oth.aqua invertabra	108 816	199 565	162 138	277 428
0511999000	Other animal products not elsewherespecified or included	693 762	1 383 176	600 659	1 199 834
0601100000	Bulbs, tubers, tuberous roots, corms,crowns & rhizomes, dormant	0	8 949	0	34 111
0601209000	Bulbs,tubers,tuberous roots, cormscrowns & rhizomes, in growth o	8 656	62 077	12 460	124 423
0602101000	Orchid cuttings and slips, unrooted	0	850	0	144

I.3. IMPOR MENURUT KOMODITI / IMPORT BY HS COMMODITY
***** MARET/MARCH 2011 *****

HS	Uraian Komoditi Commodity Description	Berat Bersih / Net Weight (Kg)		Nilai / Value C.I.F (US\$)	
		Bulan ini	Kumulatif	Bulan ini	Kumulatif
		Current Month	Cum.Jan. to date	Current Month	Cum.Jan. to date
0602109000	Unrooted cutting and slips of oth plants	43	66 343	1 484	52 287
0602902000	Orchid seedlings	0	5 477	0	8 000
0602909000	Other live plants; mushroom spawn	116	25 736	7 699	16 170
0603140000	Chrysanthenums, fresh flowers of a kindsuitable for bouquets/orn	1 008	1 008	19 241	19 241
0603900000	Flowers of a suitable for ornamental, dried, dyed, bleached / othw	0	1 591	0	2 337
0604100000	Mosses and lichens	7 600	8 490	26 600	27 900
0604910000	Foliage, branches & oth parts of plants,fresh	0	9 918	0	12 983
0604990000	Foliage, branches & oth parts of plants,other than fresh	54	54	117	117
0701100000	Potatoes seed, fresh or chilled,	200 000	739 000	167 990	603 167
0701900000	Potatoes, other than seed, fresh or chilled	3 390 777	10 122 459	2 290 152	6 533 544
0702000000	Tomatoes, fresh or chilled	0	1 864	0	8 134
0703101900	Onions,fresh/chilled,oth.than bulbsfor propagation	15 511 833	19 791 609	6 773 263	8 734 070
0703102100	Shallots bulbs for propagationfresh or chilled	0	297 000	0	133 650
0703102900	Shallots,fresh/chilled,oth than bulbsfor propagation	42 154 687	84 339 718	20 579 694	40 565 987
0703209000	Garlic,fresh/chilled, oth than bulbsfor propagation	31 759 636	75 138 609	23 574 025	55 892 713
0703909000	Leeks & oth.alliaceouse, fresh/chilledoth than bulbs for propagator	41 103	172 797	60 398	224 060
0704101000	Cauliflowers, fresh or chilled	23 233	66 895	19 568	56 825
0704102000	Headed broccoli, fresh or chilled	107 007	245 900	113 344	266 443
0704901000	Cabbages, fresh or chilled	11 088	48 771	9 959	28 909
0704909000	Kohlrabi, kale and similar ediblebrassicase, fresh or chilled	6 500	25 065	7 596	29 627
0705110000	Cabbage lettuce (head lettuce), freshor chilled	5 620	14 415	5 521	19 107
0705190000	Other lettuce, fresh or chilled	8 797	18 231	7 768	14 373
0705290000	Other chicory, fresh or chilled	46	6 149	15	2 032
0706101000	Carrots, fresh or chilled	4 256 148	8 161 188	2 128 053	4 130 266
0706900000	Salad beetroot,salsify,celeriac,radishand similar edible roots,fresh,	0	4 012	0	3 500
0707000000	Cucumbers and gherkins, fresh/chilled	1 463	5 546	2 495	10 071
0708100000	Peas (pisum sativum), fresh/chilled	945 628	6 188 671	384 908	2 330 452
0708900000	Other leguminouse vegetables, fresh orchilled	15 127	15 922	21 363	22 245
0709200000	Asparagus, fresh or chilled	53	184	111	370
0709400000	Celery oth than celeriac,fresh/chilled	4 336	13 764	10 693	30 304
0709510000	Mushrooms of the genus agaricus, freshor chilled	28 491	89 216	38 461	116 492
0709590000	Other mushrooms, fresh or chilled	65 849	177 850	81 262	249 909
0709601000	Chillies, other than giant chillies,fresh or chilled	1 624 304	3 684 632	1 581 883	3 446 979
0709609000	Other fruits of the genus capsicum orof the genus pimenta, fresh c	667 367	1 407 587	548 492	1 177 213
0709700000	Spinach, new zealand spinach & orachespina, fresh or chilled	1 297	3 036	1 701	3 776
0709909000	Other vegetables, fresh or chilled	117 630	364 892	132 721	397 071
0710100000	Potatoes, frozen	952 562	2 182 815	889 221	1 986 389
0710210000	Peas (pisum sativum), frozen	46 448	600 978	41 164	316 671
0710290000	Other leguminouse vegetable, frozen	80 169	262 043	87 730	285 719
0710300000	Spinach,new zealand spinach and orachespina (garden spinach),	6 235	10 067	19 529	30 699
0710400000	Sweet corn, frozen	178 671	305 131	141 984	270 550
0710800000	Other vegetables, frozen	391 346	456 173	313 872	376 499
0710900000	Mixtures of vegetables, frozen	92 896	271 027	93 798	257 356
0711209000	Olives, preserved in other preservation	0	107	0	797
0711409000	Cucumber and gherkins, preserved inother preservation	0	5 612	0	4 992
0711519000	Mushrooms of the genus agaricuspreserved in other preservation	978	3 426	440	1 523
0711901000	Sweet corn, provisionally preserved	0	10 000	0	119 092
0711902000	Chillies, provisionally preserved	72 010	238 982	63 115	254 732
0711903000	Capers, provisionally preserved	58	121	583	1 242
0711909000	Oth vegetables, mixtures of vegetablesprovisionally preserved	16 326	37 976	7 359	28 204
0712200000	Onios, dried, whole, cut, sliced,broken/in powder, but not further	323 214	947 108	939 523	2 772 460
0712310000	Mushrooms (genus agaricus), dried,whole,broken/in powder, but	12	212	26	6 580
0712320000	Wood ears (auricularia spp.),dried,whole,broken/in powder, but n	10 975	52 689	12 985	56 254
0712330000	Jelly fungi (tremella spp.),dried,whole,cut, broken/in powder,but r	0	3 880	0	4 268
0712391000	Truffles, dried, whole, cut, sliced,broken/in powder, but not furthe	7 740	18 066	20 553	49 195
0712399000	Other mushrooms, dried, whole,cut,sliced,broken/in powder, but	31 442	173 050	69 540	388 517
0712901000	Garlic, whole, cut, sliced,broken/in powder, but not further prep	209 382	670 985	406 214	1 317 701
0712909000	Other vegetables/mixtures of vegetableswhole, cut, sliced, but no	105 277	334 584	263 394	757 274
0713101000	Peas, dried, for sowing	3 556	3 556	13 851	13 851
0713109000	Peas, dried, other than for sowing	1 418 193	2 456 325	482 166	799 080
0713209000	Chickpeas(garbanzose), dried, other thanfor sowing	135	135	620	620
0713319000	Beans (vigna mungo hepper/vigna radiatawilczek), dried, other tha	12 066 087	20 162 237	10 493 837	17 459 330
0713329000	Small red(adzuki) beans(phaseolus/vigna)dried, other than for sow	19 459	43 459	22 793	48 529
0713331000	Kidney beans, including white pea beans(phaseolus vulgaris),dried	153	193	705	1 002
0713339000	Kidney beans, including white pea beansdried, other than for sowi	1 729 764	3 960 360	812 681	1 707 538
0713399000	Other beans,dried,other than for sowing	268 020	430 233	132 363	213 060
0713409000	Lentils, dried, other than for sowing	59	59	270	270
0713509000	Broad beans & horse beans, dried,other than for sowing	1 230 060	2 654 921	714 673	1 730 608
0713901000	Other dried leguminouse vegetables,for sowing	0	2 000	0	30 000
0713909000	Other dried leguminouse vegetables,other than for sowing	674 864	2 009 765	523 183	1 413 441
0714109000	Manioc (cassava), in other form	926	2 953	415	1 273

I.3. IMPOR MENURUT KOMODITI / IMPORT BY HS COMMODITY
***** MARET/MARCH 2011 *****

H S	Uraian Komoditi Commodity Description	Berat Bersih / Net Weight (Kg)		Nilai / Value C.I.F (US\$)	
		Bulan ini	Kumulatif	Bulan ini	Kumulatif
		Current Month	Cum.Jan. to date	Current Month	Cum.Jan. to date
0714200000	Sweet potatoes	1 397	4 631	2 573	7 009
0714909000	Arrowroot, salep, jerusalem artichokes,& similar roots/tubers witr	6 104 573	6 113 764	3 542 182	3 552 344
0801110000	Coconuts, desiccated, fresh or dried	0	10 206	0	21 950
0801190000	Coconuts, other than desiccatedfresh or dried	182 693	294 532	104 795	201 030
0801220000	Brazil nuts, shelled, fresh or dried	0	107	0	892
0801320000	Cashew nuts, shelled, fresh or dried	111 132	315 613	763 350	2 130 371
0802110000	Almonds, in shell, fresh or dried	130	130	1 307	1 307
0802120000	Almonds, shelled, fresh or dried	62 643	174 608	322 752	867 587
0802220000	Hazelnut/filberts, shelled, fresh/dried	211	286	970	1 752
0802320000	Walnuts, shelled, fresh or dried	0	174	0	1 529
0802400000	Chestnuts (castanea spp.), fresh/dried,whether or not,shelled or p	8 242	19 925	9 512	24 236
0802500000	Pictachios, fresh or dried	0	5 000	0	3 500
0802600000	Macadamia nuts,fresh or dried,whether or not,shelled or peeled	871	871	17 454	17 454
0802901000	Areca nuts, fresh or dried	0	11 200	0	7 840
0802909000	Other nuts, fresh or dried	15 000	28 414	77 250	146 308
0803001000	Pisang mas, pisang rastali, pisangberangan & pisang embun, fresh/	150 325	420 625	55 100	155 991
0803009000	Other bananas, including plantains,fresh or dried.	93 436	274 094	78 247	216 906
0804100000	Dates, fresh or dried	832 550	1 600 512	663 551	1 392 772
0804200000	Figs, fresh or dried	71	96	589	849
0804300000	Pineapples, fresh or dried	4 139	10 172	1 313	4 335
0804400000	Avocados, fresh or dried	277	623	310	1 064
0804501000	Guavas	4 048	12 707	4 028	14 736
0804502000	Mangoes	376 592	453 099	300 556	406 071
0805100010	Oranges, fresh	1 712 590	11 216 033	1 247 561	8 130 015
0805200000	Mandarin (incl. tangerines & satsumas),& similar citrus hybrids, fre	37 525 932	96 429 014	33 672 337	87 198 902
0805400000	Grapefruit, including pomelosfresh or dried	26 180	104 852	21 235	93 486
0805500000	Lemons and limes, fresh or dried	116 829	194 531	112 108	190 162
0805900000	Other citrus fruit, fresh or dried	9 558	30 727	10 843	39 227
0806100000	Grapes, fresh	4 425 500	8 918 476	9 050 582	18 186 538
0806200000	Grapes, dried	193 541	433 711	386 034	848 352
0807110000	Watermelons, fresh	52 117	133 970	28 247	65 291
0807190000	Other melons, fresh	24 464	40 165	13 251	24 719
0807209000	Other papaws (papayas), fresh	32 991	68 196	16 469	29 303
0808100000	Apples, fresh	20 631 602	46 257 737	17 880 147	40 123 079
0808200000	Pears and quinces, fresh	16 337 597	41 288 432	13 037 006	32 480 721
0809100000	Apricots, fresh	0	43	0	166
0809200000	Cherries, fresh	0	277	0	657
0809300000	Peaches, including nectarines, fresh	47	143	65	367
0809400000	Plums and sloes, fresh	19 137	34 141	27 833	48 956
0810100000	Strawberries, fresh	22 110	44 505	54 025	108 539
0810200000	Raspberries, blackberries, mulberries,loganberries, fresh	0	47	0	64
0810400000	Cranberries, bilberries & other fruitsof the genus vaccinium, fresh	12 000	12 000	57 776	57 776
0810500000	Kiwi fruit, fresh	144 939	363 531	249 909	620 403
0810600000	Durians, fresh	331 017	496 951	470 124	721 930
0810901000	Longans, fresh	5 862 716	14 549 273	6 873 531	17 038 281
0810904020	Starfruit, fresh	261	1 076	84	334
0810905000	Jackfruits (cempedak and nangka), fresh	3 997	12 613	3 053	9 721
0810906000	Tamarinds, fresh	103 533	167 133	87 454	113 562
0810908000	Black, white or red currants andgooseberries,fresh	0	13 052	0	42 394
0810909000	Other fruit, fresh	894 317	2 495 243	751 715	2 119 619
0811100000	Strawberries, uncooked or cooked bysteaming or boiling water, fr	26 796	81 424	41 965	126 859
0811200000	Raspberries,blackberries,mulberries,loganberries,currant,goosebe	3 218	8 375	22 030	42 445
0811900000	Other fruit and nuts,uncooked/cooked bysteaming or boiling wate	12 500	37 386	83 735	222 775
0812100000	Cherries, provisionally preserved	4 704	7 798	15 926	26 045
0812900000	Oth fruit & nut,provisionally preserved	8 826	19 251	29 882	63 974
0813100000	Apricots, dried	129	7 333	1 186	22 917
0813200000	Prunes, dried	9 383	9 383	12 070	12 070
0813402000	Tamarinds, dried	1 251 682	1 646 626	507 173	632 173
0813409000	Other fruit, dried,	14	334	13	2 026
0813502000	Mixture of which dates/nuts other thancashew nuts/brazil nut pre	75 000	959 000	76 875	912 775
0814000030	Peel of citrus fruit or melons,watermelons, dried	700	1 551	6 046	11 812
0901111000	Arabica wib or robusta oib, not roastednot decaffeinated	2 821 164	4 125 191	6 665 065	9 454 298
0901119000	Oth coffee,not roasted,not decaffeinated	57 600	57 600	309 816	309 816
0901129000	Oth coffee, not roasted, decaffeinated	236	2 967	3 358	4 250
0901211000	Coffee, roasted, not decaffeinated,unground	79 600	98 486	692 004	841 232
0901212000	Coffee, roasted, not decaffeinated,ground	11 483	19 420	93 030	146 973
0901222000	Coffee, roasted, decaffeinated, ground	0	334	0	7 342
0902109000	Green tea (not fermented), in packing<= 3 kg, other than leaf	1 593	4 368	14 402	26 241
0902201000	Green tea (not fermented), in packing> 3 kg, leaf	19 339	83 568	15 526	79 893
0902209000	Green tea (not fermented), in packing> 3 kg, other than leaf	30 492	91 337	81 518	292 894
0902301000	Black tea (fermented),in packing <= 3 kgleaf	39	407	137	2 140

I.3. IMPOR MENURUT KOMODITI / IMPORT BY HS COMMODITY
***** MARET/MARCH 2011 *****

HS	Uraian Komoditi Commodity Description	Berat Bersih / Net Weight (Kg)		Nilai / Value C.I.F (US\$)	
		Bulan ini	Kumulatif	Bulan ini	Kumulatif
		Current Month	Cum.Jan. to date	Current Month	Cum.Jan. to date
0902309000	Black tea (fermented),in packing <= 3 kgother than leaf	2 104	9 880	8 531	120 242
0902401000	Black tea (fermented), in packing > 3 kgother than leaf	148 088	712 880	175 535	736 151
0902409000	Black tea (fermented), in packing > 3 kgother than leaf	644 359	2 053 885	1 280 474	3 996 940
0903000000	Mate	1	1	2	2
0904111000	White pepper, neither crushed nor ground	300 373	763 935	394 246	771 164
0904112000	Black pepper, neither crushed nor ground	81 491	233 013	364 522	1 121 064
0904119000	Other pepper, neither crushed nor ground	17 794	17 977	8 547	75 122
0904121000	White pepper, crushed or ground	368	765	1 755	7 742
0904122000	Black pepper, crushed or ground	441	1 331	2 106	12 837
0904129000	Other pepper, crushed or ground	101	4 182	952	12 264
0904201000	Chillies, dried	1 880 714	6 112 638	1 601 104	5 084 031
0904202000	Chillies, crushed or ground	250 454	819 813	247 849	739 124
0904209000	Oth fruits of the genus capsicum/pimenta, dried or crushed or gro	106 957	188 068	100 555	188 651
0905000090	Other vanilla	400	5 390	21 600	99 654
0906110000	Cinnamon (cinnamomum zeylanicumblume),neither crushed nor g	39 900	118 900	51 310	181 325
0906190000	Cinnamon-tree flowersneither crushed nor ground	25	48 925	1 559	620 816
0906200000	Cinnamon and cinnamon-tree flowers,crushed or ground	39 800	170 907	59 700	381 588
0907000020	Cloves, cloves and stems	20 465	72 659	135 617	459 249
0908100010	Nutmeg, in shell	0	15 500	0	123 173
0908100020	Nutmeg, shelled	100	312	2 229	5 494
0908300000	Cardamoms	26	15 705	259	59 541
0909101000	Seeds of anise	51 460	360 961	18 086	253 883
0909200000	Seeds of coriander	824 902	4 033 889	287 809	1 319 494
0909300000	Seeds of cumin	83 800	254 446	114 708	309 732
0909400000	Seeds of caraway	447 301	1 209 503	401 424	1 057 177
0909500000	Seeds of fennel or juniper berries	35 309	190 359	10 833	60 558
0910100000	Ginger	715 832	2 012 303	747 622	1 647 902
0910200000	Saffron	0	212	0	3 343
0910300000	Turmeric (curcuma)	1 058	2 651	27 357	34 323
0910910000	Mixtures of spices	0	4 056	0	36 814
0910991000	Thyme; bay leaves	0	1 117	0	11 367
0910992000	Curry	31	26 387	311	11 697
0910999000	Other spices	108 601	145 263	72 505	108 552
1001901100	Meslin, for human consumption	0	90 175 133	0	22 524 693
1001901900	Other wheat, for human consumption	444 869 953	1 150 874 735	172 365 965	445 605 882
1001909900	Other wheat, not for human consumption	3 315 182	4 822 978	1 058 467	1 556 194
1004000000	Oats	18 000	50 000	6 819	25 493
1005100000	Maize (corn), seeds	330 847	527 586	202 469	313 334
1005901000	Popcorn	7 983 679	9 682 210	2 355 487	3 051 282
1005909000	Maize (corn), other than seeds	257 638 494	599 415 404	77 889 941	178 001 146
1006100000	Rice in the husk (paddy or rough)	184 000	484 003	662 400	1 477 656
1006301500	Thai hom mali rice	4 500 000	4 500 000	2 205 000	2 205 000
1006301900	Fragrant rice, broken > 25%semi-milled or wholly milled rice	17 607	6 142 216	22 415	3 002 266
1006302000	Parboiled rice, semi-milled orwholly milled rice	0	39 000	0	58 000
1006303000	Glutinous rice (pulot), semi-milled orwholly milled rice	9 329 770	30 680 354	7 414 919	24 744 949
1006309000	Other milled rice, whether/not polishedor glazed	549 991 000	1 030 353 510	274 101 823	531 184 353
1006400000	Broken rice	38 394 728	122 458 076	18 680 910	60 056 060
1008200000	Millet	2 155 477	3 936 439	663 907	1 253 200
1008300000	Canary seed	187 231	332 801	108 713	200 576
1008900000	Other cereals	81	87 087	376	47 602
1101001000	Wheat flour	63 013 944	187 115 773	25 754 292	74 688 521
1102200000	Maize (corn) flour	313	1 288	1 924	3 726
1102900090	Other cereal flours	359 650	1 495 054	148 587	595 063
1103112000	Groats and meals of durum or hard wheatsemolina	204	204	940	940
1103119000	Other groats and meals of wheat	510 000	514 456	239 220	244 269
1103130000	Groats and meals of maize (corn)	9 192	14 706	5 853	9 390
1103192000	Groats and meals of rice	0	2	0	2
1103200000	Cereal pellets	6 800	16 514	4 816	11 047
1104120000	Rolled/flaked grains of oats	376 040	1 155 650	338 299	1 011 346
1104191000	Rolled/flaked grains of maize (corn)	65	65	465	465
1104230000	Other worked grains of maize (corn)	0	36 000	0	30 360
1104299000	Other worked grains of other cereals	747 905	3 713 919	305 902	1 342 945
1104300000	Germ of cereals, whole, rolled, flakedor ground	89 260	89 260	19 726	19 726
1105100000	Flour, meal and powder of potatoes	24 948	36 748	24 948	49 964
1105200000	Flakes, granules and pellets of potatoes	377 052	1 215 524	548 542	1 714 197
1106201000	Flour, meal & powder of manioc (cassava)	0	40 320	0	41 328
1106202100	Meal of sago	34	34	343	343
1106300000	Flour,meal and powder of the driedleguminous vegetables of prod	24 514	42 370	71 597	281 690
1107100000	Malt, not roasted	2 965 660	6 971 178	1 875 914	4 236 423
1107200000	Malt, roasted	12 000	27 750	12 700	29 163
1108110000	Wheat starch	101 788	154 155	68 824	103 387

I.3. IMPOR MENURUT KOMODITI / IMPORT BY HS COMMODITY
***** MARET/MARCH 2011 *****

H S	Uraian Komoditi Commodity Description	Berat Bersih / Net Weight (Kg)		Nilai / Value C.I.F (US\$)	
		Bulan ini	Kumulatif	Bulan ini	Kumulatif
		Current Month	Cum.Jan. to date	Current Month	Cum.Jan. to date
1108120000	Maize (corn) starch	9 523 179	29 014 031	4 839 219	14 397 383
1108130000	Potato starch	644 740	2 543 240	642 100	2 404 675
1108140000	Manioc (cassava) starch	15 492 600	38 549 621	8 888 282	21 752 775
1108199000	Other starches	4 822 300	9 878 644	3 242 299	6 348 160
1108200000	Inulin	318 400	900 995	1 132 280	3 025 010
1109000000	Wheat gluten, whether or not dried	99 000	660 755	97 275	527 172
1201001000	Soya beans, whether or not broken,suitable for sowing	186 817	368 327	84 459	180 659
1201009000	Other soya beans, whether or not broken	86 000 543	511 259 579	55 565 331	292 410 516
1202109000	Oth ground nuts, not roasted/otherwisecooked, in shell	15 326 317	31 052 221	14 573 684	29 414 474
1202200000	Ground nuts, shelled	16 213 805	30 387 536	16 947 861	31 712 209
1204000000	Linseed, whether or not broken.	53 542	55 370	25 903	27 820
1205100000	Low erucic acid rape or colza seedswhether or not broken	344	506	1 874	2 734
1205900000	Other rape or colza seedswhether or not broken	240	15 427	1 370	14 413
1206000000	Sunflower seeds, whether or not broken	1 465 986	3 846 816	540 782	1 612 682
1207200000	Cotton seeds, whether or not broken	0	18 000	0	29 700
1207400000	Sesamum seeds, whether or not broken	605 232	2 260 992	340 574	1 325 210
1207910000	Poppy seeds, whether or not broken	0	6	0	93
1207992000	Palm nuts and kernelswhether or not broken	0	21 227	0	297 821
1207993000	Safflower seedswhether or not broken	0	5 129	0	5 139
1207999000	Other oil seeds & oleaginous fruits,whether or not broken	0	18 875	0	153 290
1208100000	Flours and meals of soya beans	33 325	2 425 139	32 333	1 207 231
1208900000	Flours&meal of oth oil seed/oleaginousfruits, other than those of i	0	5 000	0	17 500
1209210000	Lucerne (alfalfa) seed, of a kind usedfor sowing	1 000	1 000	7 200	7 200
1209250000	Rye grass(Lolium multiflorum lam,loliumperenne l.) seed, kind usec	228 721	228 721	69 356	69 356
1209290000	Other seeds of forage plants, of a kindused for sowing	12 000	27 002	80 400	90 855
1209910000	Vegetable seeds,of a kind used forsowing	8 540	35 358	421 130	1 433 852
1209999000	Other seeds of a kind used for sowing	88 212	105 508	804 739	1 235 951
1210200000	Hop cones, ground, powdered or in theform of pellets; lupulin	0	1 040	0	13 785
1211201000	Ginseng roots, cut, crushed/powderedform	200	1 808	13 800	80 478
1211209000	Ginseng roots, in other forms	0	6 154	0	5 512
1211901100	Cannabis, in cut, crushed or powderedform, used for pharmacy	15 000	16 924	6 405	7 656
1211901300	Rauwolfia serpentina rootsused for pharmacy	137 059	377 612	149 084	605 268
1211901400	Other plants, in cut, crushed orpowdered form, used for pharmacy	0	140 425	0	226 370
1211901900	Other plants, in other forms used forpharmacy	15 609	109 035	10 045	171 702
1211909100	Pyrethrum, in cut, crushed or powderedform	0	20 000	0	14 200
1211909600	Liquorice roots, in cut, crushed orpowdered form	19 169	38 918	9 815	19 799
1211909900	Oth plants, in cut, crushed/powderedform, used for other purpose	14 222	29 848	24 688	75 523
1212201100	Seaweeds & oth algae,fresh,chilled/driedof a kind used in pharmar	0	2 167	0	38 728
1212201900	Seaweeds & oth algae,fresh,chilled/dried,used in dyeing,tanning,p	6 117	19 283	22 786	76 031
1212202000	Seaweeds & oth algae,fresh,chilled/dried, for oth,not for human c	0	300	0	5 985
1212209000	Oth seaweeds & oth algae, fresh, chilled, dried,primarily for huma	17 726	142 267	47 216	249 353
1212991900	Sugar cane, not for sowing	2 418	2 418	1 103	1 103
1212999000	Other vegetable product, of a kind usedprimarily for human consu	181 324	285 808	147 824	241 258
1213000000	Cereal straw and husks, unprepared	0	2 000	0	10 700
1214100000	Lucerne (alfalfa) meal and pellets	16 000	269 902	2 816	85 595
1214900000	Other forage products, whether/not inthe form of pellets.	1 027	23 327	10 655	19 129
1301200000	Gum arabic	19 229	46 471	119 613	251 169
1301901000	Gum benjamin	608	152 376	2 303	433 244
1301902000	Gum damar	96 000	140 000	208 500	355 756
1301903000	Cannabis resin	0	14	0	160
1301909000	Other gum and resin	74 823	178 104	333 207	897 577
1302119000	Other opium, whether or not modified	330	425	4 966	8 415
1302120000	Saps and extracts of liquorice, whetheror not modified	36 269	153 092	239 228	1 093 198
1302130000	Saps and extracts of hops, whether ornot modified	2 249	4 281	64 255	135 133
1302193000	Other medicinal extractsderived from vegetable products	7 932	23 983	458 507	1 112 740
1302199000	Other saps and extracts of vegetable	97 741	258 643	1 705 297	3 170 940
1302200000	Pectic substances, pectinates & pectates	10 675	39 592	108 271	454 241
1302310000	Agar-agar	91 416	209 281	183 958	963 356
1302320000	Mucilages & thickeners,whether or notmodified, derived from loci	328 069	767 849	782 805	1 970 428
1302391000	Carageenan	41 307	250 491	562 128	1 586 176
1302399000	Mucilages & thickeners,whether or notmodified,derived from veg	47 615	170 059	438 755	1 640 509
1401100000	Bamboos used primarily for plaiting	31 011	64 858	47 080	66 118
1401200000	Rattans, used primarily for plaiting	0	8 541	0	24 683
1401900000	Other vegetable material used primarilyfor plaiting	9 332	9 332	24 725	24 725
1404200000	Cotton linters	1	7	5	96
1404909000	Other vegetable products not elsewherespecified or included	43 608	49 006	32 078	37 206
1502001100	Edible tallow of bovine animals, sheepor goats, other	0	5 040	0	601 365
1502001900	Unedible tallow of bovine animal, sheepor goats, other	14 855	46 927	33 936	88 686
1502009900	Unedible fats other than tallow ofbovine animals, sheep or goats,	19 000	99 350	11 400	65 220
1504101000	Fish-liver oils and their fractions,fit for human consumption	1 806	12 154	8 221	51 263
1504109000	Fish-liver oils and their fractions,unfit for human consumption	38 115	71 615	36 876	83 568

I.3. IMPOR MENURUT KOMODITI / IMPORT BY HS COMMODITY
***** MARET/MARCH 2011 *****

HS	Uraian Komoditi Commodity Description	Berat Bersih / Net Weight (Kg)		Nilai / Value C.I.F (US\$)	
		Bulan ini	Kumulatif	Bulan ini	Kumulatif
		Current Month	Cum.Jan. to date	Current Month	Cum.Jan. to date
1504201000	Fats & oil of fish, not liver oilssolid fraction, not chemically modifie	124 546	420 447	701 473	2 057 667
1504209000	Fats & oil of fish, not liver oilsother fraction, not chemically modifi	992 810	1 794 841	1 813 670	4 475 475
1505001000	Lanolin	14 780	15 575	96 725	104 886
1505009000	Other wool grease and fatty substancesderived therefrom	11 266	11 366	55 450	56 950
1506000000	Other animal fats and oils, and theirfractions, not chemically modi	0	10 850	0	21 303
1507100000	Crude oil of soya bean, whether or notdegummed	0	390	0	800
1507901000	Refined oil of soya bean	274 010	773 940	414 683	1 147 911
1507902000	Fraction of unrefined soya-bean oil	1 017 961	2 322 478	1 627 620	3 569 307
1507909000	Other soya bean oil and its fractions	410 088	1 416 782	648 915	2 038 904
1508909900	Other ground-nut oil,oth than solidfractions ,not chemically modif	8	8	199	199
1509101000	Virgin olive oil, in packing of netweight <=30 kg	19 743	57 816	88 482	251 194
1509109000	Virgin olive oil, in packing of netweight >30 kg	14 506	56 866	78 102	256 936
1509901100	Refined olive oil, in packing of netweight <=30 kg	31	2 498	108	10 856
1509902100	Fractions of unrefined olive oil, inpacking of net weight <=30 kg	0	482	0	2 098
1509909100	Other olive oil, whether/not refined,in packing of net weight <=30	4 420	4 420	15 958	15 958
1509909900	Other olive oil, whether/not refined,in packing of net weight >30 k	24 805	57 874	107 890	229 351
1510009200	Fraction of unrefined oil, obtainedsolely from olives	371	371	528	528
1510009900	Oth oils, obtained solely from olives,not chemically modified	0	4 812	0	12 949
1511909010	Palm oil, refined, bleached & deodorised (rbd)	13 000	78 482	18 655	117 894
1511909020	Olein, refined, bleached & deodorised (rbd)	1 140	1 140	2 212	2 212
1511909090	Other palm oil and its fractions,not chemically modified	3 420	3 421	8 675	8 677
1512191000	Refined oil of sunflower-seed/safflower	7 400	50 454	30 658	137 506
1512192000	Fraction of unrefined sunflower-seed orsaflower oil	223 665	777 415	417 442	1 430 464
1512199000	Other fractions of sunflower-seed/safflower, but not chemically m	14 255	46 774	31 825	94 166
1512299000	Other fractions of cotton seed oil, notchemically modified	475	475	2 087	2 087
1513199000	Coconut oil, refined, bleached & deodorised (rbd)	9 172	15 960	6 874	17 930
1513210000	Crude oil of palm kernel or babassu	0	1	0	16
1513291100	Solid fract, not chemically modified,ofunrefine palm kernel stearin	60 000	240 000	173 700	526 000
1513292100	Solid fract, not chemically modified,ofrefine palm kernel stearin/b	0	60 000	0	128 000
1513299900	Other fractions of palm kernel oil or,babassu oil, not chemically m	1 526	7 409	3 270	15 825
1514110000	Crude oil of low erucid acid rape orcolza	0	29 894	0	31 991
1514192000	Fraction of unrefined low erucid acidrape or colza oil	49 334	64 991	89 757	126 204
1514199000	Oth fraction of low acid rape/colza oilnot chemically modified	53 974	190 514	101 611	346 210
1514919000	Crude oil of mustard	1	1	78	78
1514999100	Oth fractions of rape or colza oil	328 740	571 850	484 329	832 571
1514999900	Oth fractions of mustard oil	40 237	40 237	45 830	45 830
1515110000	Crude oil of linseed	30 400	30 400	95 000	95 000
1515190000	Other linseed oil and its fractions	253 874	729 450	411 810	1 170 436
1515210000	Crude oil of maize (corn)	6 880	7 769	17 566	25 887
1515291900	Oth fractions, not chemically modifiedof unrefined maize (corn) oi	5 221	17 038	9 550	30 560
1515299100	Solid fraction, not chemically modifiedof refined maize (corn) oil	30 528	45 888	42 739	64 243
1515299900	Oth fractions, not chemically modifiedof refined maize (corn) oil	30 683	110 938	65 975	227 347
1515301000	Crude oil of castor	19 627	67 231	42 330	141 620
1515309000	Other castor oil and its fractions	133 271	214 079	354 665	531 612
1515509000	Fraction of refined sesame oil	45 779	142 710	104 873	340 688
1515909100	Crude oil of other fixed vegetable fatsand oils	0	41 100	0	28 277
1515909900	Other fixed vegetable fats and oils andtheir fractions	58 032	147 472	192 227	578 089
1516101000	Animal fats & oils and their fractions,in packing net weight >=10 kg	15 000	79 000	38 250	199 200
1516201100	Re-esterified fats & oils of soya beanand its fraction	0	166 572	0	300 815
1516201200	Re-esterified of crude palm oil and itsfraction	216 804	641 442	439 438	1 238 162
1516201300	Re-esterified fats & of palm oil, othercrude and its fraction	39 540	148 040	78 338	281 929
1516201400	Re-esterified fats & oils of coconutand its fraction	623 530	1 826 390	1 112 790	2 657 097
1516201800	Re-esterified fats & oils of olivesand its fraction	0	16	0	220
1516201900	Oth vegetable fat, re-esterified fats &oils and its fraction	37 017	66 912	65 257	118 716
1516202300	Hydrogenated fats in flakes of olives	20 499	36 555	5 616	11 097
1516202900	Other hydrogenated vegetable fatsin flakes	813 478	2 154 229	1 422 830	3 747 102
1516204000	Hydrogenated and refined, bleached anddeodorised palm kernel s	304 490	1 209 360	538 795	1 921 744
1516207000	Refined, rbd palm stearin with iodinevalue not exceeding 48	4 500	9 000	15 175	29 636
1516209100	Oth fat & oils of ground-nuts, palm oilor coconuts	40 210	482 560	44 030	544 779
1516209300	Other fat and oils of olives and theirfractions	0	13 633	0	48 560
1516209900	Other vegetable fats and oils and theirfractions	325 902	695 322	676 730	1 343 222
1517100000	Margarine, excl. liquid margarine	202 512	453 356	414 733	854 737
1517901000	Imitation ghee	2	2	8	8
1517902000	Liquid margarine	95 356	211 505	251 125	566 569
1517903000	Mould release preparations	450	450	6 075	6 075
1517904300	Shortening	59 864	71 490	96 913	114 566
1517905000	Solid mixtures or prep of vegetablefats or oils or of their fractions	67 785	175 773	94 702	248 563
1517906200	Liquid mixtures or prep of fats/oil,which palm oil predominates	59 782	348 575	160 668	933 868
1517906500	Liquid mixtures or prep of fats/oil,which crude palm kernel olein p	1	1	2	2
1517906800	Liquid mixtures or prep of fats/oil,which illipenut oil predominates	0	30 000	0	71 000
1517906900	Liquid mixtures or prep of fats/oil,which oth vegetable oil predom	91 472	127 778	127 048	205 896

I.3. IMPOR MENURUT KOMODITI / IMPORT BY HS COMMODITY
***** MARET/MARCH 2011 *****

H S	Uraian Komoditi Commodity Description	Berat Bersih / Net Weight (Kg)		Nilai / Value C.I.F (US\$)	
		Bulan ini	Kumulatif	Bulan ini	Kumulatif
		Current Month	Cum.Jan. to date	Current Month	Cum.Jan. to date
1517909000	Oth edible mixtures or prep of animal or vegetable fats or oils	44 179	249 720	1 101 106	3 336 358
1518001400	Ground-nut,soya-bean, palm/coconut oil polymerised, or oth chem	148 830	534 086	302 194	958 615
1518001500	Linseed oil&its fract,boiled,oxidised,dehydrated,sulphurised,blowr	0	23 753	0	42 997
1518001600	Olive oil&its fract,boiled, oxidised,dehydrated,sulphurised,blown,ç	3	67 171	36	327 566
1518001900	Oth animal/vegetable fat & oils, boiled,dehydrate,sulphurise,blow	164 130	394 755	194 783	396 226
1518002000	Inedible mixtures/preparation of animal fats or oils or of different f	128 000	352 023	240 320	634 240
1518003100	Inedible mixtures/preparations of palm oil (including palm kernels)	722	722	3 249	3 249
1518003200	Inedible mixtures/preparations of ground-nuts, soya-beans or cocc	128 000	248 000	252 240	479 200
1518003300	Inedible mixtures/preparation of linseed	0	15 200	0	28 880
1518003900	Inedible mixtures or preparate of other vegetable fats or oils	147 719	375 113	522 796	1 092 741
1518006000	Inedible mixture & preparate of animal or vegetable fats or oils	2 960	43 823	11 203	178 564
1520001000	Glycerol, crude	3 429 220	3 465 220	1 178 458	1 193 018
1520009000	Glycerol waters and glycerol lyes	282 109	7 764 042	145 901	1 438 856
1521100000	Vegetable waxes(oth.than triglycerides)whether or not refined or	2 918	74 830	23 379	462 800
1521901000	Bee wax and other insect waxes, whether or not refined or colored	500	500	9 127	9 127
1521902000	Spermaceti, whether or not refined or colored	0	10 000	0	42 345
1522009000	Residues resulting f/the treatment of fatty substan.or animal/vege	0	7 060	0	17 891
1601000011	Sausage containing pork	0	15 917	0	58 520
1601000090	Other sausages and similar products of meat, meat offal or blood	13 940	29 386	33 522	77 762
1602109000	Prepared or preserved meat, or blood cont both pork, in airtight cc	6 176	6 176	7 360	7 360
1602411000	Hams and cuts thereof of swine, in airtight containers	2 785	2 785	3 320	3 320
1602421000	Shoulders and cuts thereof of swine in airtight containers	3 524	10 464	4 200	12 600
1602429000	Shoulders and cuts thereof of swine in other than airtight containe	3 155	9 368	3 760	11 280
1602491100	Luncheon meat of swine, in airtight containers	14 256	30 395	15 510	33 430
1602499900	Oth prepared/preserved meat offal/blood of swine not in airtight c	6 975	20 381	24 139	69 256
1602500000	Other prepared or preserved meat offal or blood of bovine animals	45 996	192 055	230 566	931 203
1602909000	Oth prepared/preserved meat offal/blood of any animal	2 268	44 238	18 369	58 158
1603003000	Extracts/juices of oth meat, fish/crustamolluscs/aquatic invertebr,	0	18 419	0	78 431
1603009000	Extracts/juices of oth meat, fish/crustamolluscs/aquatic invertebr,	2 560	2 772	16 003	23 321
1604111000	Salmon, prepared/preserved in airtight containers	0	8 996	0	143 286
1604131100	Sardines, prepared/preserved in airtight container	26 156	42 274	56 390	97 062
1604131900	Sardines, prepared or preserved in other than airtight containers	20 640	20 640	40 357	40 357
1604141000	Tunas, skipjack & bonito (sarda spp), prepared/preserved in airtigh	8 070	104 170	44 659	372 769
1604149000	Tunas, skipjack, bonito(sarda spp), prep/preserved not in airtight c	398	398	2 555	2 555
1604151000	Mackerel, prepared or preserved, in airtight containers	40 759	197 526	89 449	475 881
1604159000	Mackerel, prepared or preserved, in other than airtight containers	47 734	144 676	53 901	178 497
1604199000	Other fish, whole/in pieces, not minced, prepared/preserved in oth	1	41	1	62
1604202900	Fish sausages in other than airtight containers	9 023	28 288	5 672	17 187
1604209100	Other prepared or preserved fish, in airtight containers	352	352	786	786
1604209900	Oth prepared/preserved fish, in other than airtight containers	34 492	118 358	116 740	416 799
1604309000	Caviar and caviar substitutes, prepared/preserved not in airtight c	0	14	0	22
1605101000	Crabs in airtight containers prepared or preserved	30 073	42 313	190 451	252 791
1605109000	Crabs in other than airtight containers prepared or preserved	15 665	45 324	51 780	149 114
1605201100	Shrimps paste in airtight containers prepared or preserved	0	6 840	0	68 674
1605209900	Oth aquatic invertebrata in oth cntners, prepared or preserved	20 445	28 246	173 800	200 146
1605909000	Oth crustaceans, molluscs & oth.aquatic invertebrates, prepared or	4 361	12 742	17 205	41 858
1701110010	Cane sugar, icumsa minimal 1200	137 600 000	486 965 000	104 371 184	360 347 957
1701110090	Cane sugar, icumsa maximal 1200	0	73 100 110	0	41 906 067
1701991100	Refined sugar, white	4 685 174	21 862 033	4 429 857	18 650 543
1701999000	Other cane or beet sugar, & chemically pure sucrose, in sold form	34 994 024	47 444 038	27 133 105	36 734 471
1702110000	Lactose and lactose syrup, containing by weight 99% or more lacto	1 348 900	4 263 906	1 592 553	4 909 558
1702190000	Lactose and lactose syrup, containing by weight less than 99% lact	285 988	584 383	461 252	875 567
1702200000	Maple sugar and maple syrup	3 583	6 215	9 386	17 044
1702301000	Glucose, containing fructose < 20%	1 362 644	4 138 712	1 196 919	3 379 223
1702302000	Glucose syrup, containing fructose < 20%	8 139 520	19 269 580	3 816 421	9 056 355
1702400000	Glucose and glucose syrup, containing 20% <= fructose < 50%	191 756	303 646	150 101	230 379
1702500000	Chemically pure fructose	170 002	281 114	234 738	363 918
1702601000	Fructose, containing fructose > 50%	0	2 000	0	7 000
1702602000	Fructose syrup, containing fructose > 50%	2 142 231	3 885 377	1 176 568	2 160 099
1702901000	Maltose	817 143	2 223 675	641 237	1 742 300
1702902000	Artificial honey, whether or not mixed with natural honey	48 965	124 939	123 790	328 690
1702904000	Caramel	258 048	805 597	309 206	825 613
1702909000	Other sugar, incl. invert sugar & sugar syrup blends cont. 50% of fru	1 611 877	3 280 764	1 744 841	3 310 350
1703109000	Cane molasses not containing added flavouring or coloring matter	0	3	0	18
1704100000	Chewing gum, whether or not sugar-coated	67 116	243 588	281 745	1 056 205
1704901000	Medicated sweets	75 955	133 682	328 849	627 258
1704902000	White chocolate	7 891	16 999	45 155	98 550
1704909000	Oth sugar confectionery, not cont.cocoa	443 291	1 398 993	1 267 602	3 831 887
1801000000	Cocoa beans, whole or broken, raw/roasted	3 181 435	6 030 147	10 584 487	19 665 272
1802000000	Cocoa shells, husks, skins & oth cocoa waste	23 180	73 228	2 782	11 791
1803100000	Cocoa paste, not defatted	1 217	55 143	4 999	247 508

I.3. IMPOR MENURUT KOMODITI / IMPORT BY HS COMMODITY
***** MARET/MARCH 2011 *****

HS	Uraian Komoditi Commodity Description	Berat Bersih / Net Weight (Kg)		Nilai / Value C.I.F (US\$)	
		Bulan ini	Kumulatif	Bulan ini	Kumulatif
		Current Month	Cum.Jan. to date	Current Month	Cum.Jan. to date
1803200000	Cocoa paste, wholly or partly defatted	454 602	897 458	1 912 859	3 803 559
1804000000	Cocoa butter, fat and oil	556	15 357	7 145	34 677
1805000000	Cocoa powder, not containing added sugar or other sweetening matter	898 162	2 353 621	3 920 686	10 325 275
1806100000	Cocoa powder, containing added sugar or other sweetening matter	179 118	506 793	210 681	548 003
1806201000	Chocolate confectionary in blocks, slabs bars, weighing > 2 kg	262 877	853 556	1 150 661	3 743 317
1806209000	Oth chocolate & oth food preparations cont. cocoa, weighing > 2 kg	35 255	74 092	137 425	298 206
1806311000	Chocolate confectionary in blocks, slabs bars, filled, weighing > 2 kg	10 784	39 637	101 715	292 856
1806319000	Oth chocolate & oth food preparations cont. cocoa, filled, weighing > 2 kg	32 544	93 821	447 269	1 210 396
1806321000	Chocolate confectionary in blocks, slabs bars, not filled, weighing > 2 kg	43 316	96 243	253 083	559 049
1806329000	Oth chocolate & oth food preparations cont. cocoa, not filled, weighing > 2 kg	25 410	85 506	82 859	221 320
1806901000	Chocolate confectionary in tablets or pastilles	16 201	31 424	76 886	162 921
1806909000	Food preparations of flour, meal, starch cont. 40% <= cocoa <50%, 100% <= flour	47 663	118 747	197 181	601 821
1901101000	Preparations of malt extract for infant use, put up for retail sale	24 756	25 412	62 702	63 613
1901102000	Prep for infant use, of goods of heading 0401 to 0404 of malt for infant use	46 086	55 188	579 301	710 502
1901103000	Preparations of soya bean powder for infant use, put up for retail sale	704 402	2 393 344	2 601 908	7 782 682
1901109000	Food preparations of without containing fat for baby	120 227	381 093	449 164	1 399 592
1901201000	Mixes & doughs of flour, groats, meal, starch/malt extract, not containing eggs	52 463	109 764	133 656	294 889
1901202000	Mixes & doughs of flour, groats, meal, starch/malt extract, containing eggs	2 229	9 450	11 073	44 839
1901203000	Other mixes and doughs for prep. of bakers wares, not containing cocoa	123 368	221 107	260 979	509 224
1901204000	Other mixes and doughs for prep. of bakers wares, containing cocoa	3 405	3 881	5 408	7 307
1901901000	Infant food prep for lactase deficiency, medical not put up for retail sale	221	221	2 170	2 170
1901902000	Malt extract infant food, not put up for retail sale	369 446	928 614	542 930	1 390 630
1901903100	Filled milk, prep. of goods of heading 04.01 to 04.04	222 544	573 790	1 079 716	2 668 009
1901903900	Oth medical food prep of goods of heading 0401 to 0404	384 000	1 154 089	976 123	2 888 290
1901904100	Other soya based preparation, in powder form	16 960	34 361	45 249	110 146
1901904900	Other soya based preparations, in other form	851 330	2 706 479	1 852 691	5 749 476
1901909090	Oth preparation of medical food cont. cocoa	179 769	396 254	514 812	990 561
1902110000	Uncooked pasta, not stuffed/otherwise prepared, containing eggs	60 605	195 365	60 062	199 038
1902192000	Rice vermicelli (bee hoon)	24 623	81 445	17 135	70 842
1902199000	Oth uncooked pasta, not containing eggs	269 930	985 969	348 240	1 195 509
1902201000	Stuffed pasta, whether or not cooked or otherwise prepared	27 418	68 545	105 908	263 155
1902301000	Instant noodles	33 309	74 582	80 787	188 628
1902302000	Instant rice vermicelli	677	7 496	553	16 002
1902309000	Other stuffed pasta	152 267	668 987	332 168	1 154 596
1902400000	Couscous	1 520	3 815	2 954	7 348
1903000000	Pearl tapioca, flakes, setting and substitutes of tapioca	14 628	37 654	15 374	44 884
1904100000	Prepared foods obtained by the swelling or roasting of cereals/cereal products	674 389	1 414 498	1 880 310	3 815 301
1904200000	Prepared foods of mixtures of roasted or unroasted cereal flakes or other cereal products	22 586	27 853	32 689	48 440
1904901000	Rice preparations, including pre-cooked rice	400	13 023	1 372	52 512
1904909000	Oth prepared foods obtained of cereals or cereal products	48 138	86 861	56 824	138 280
1905100000	Crisp bread	10 292	35 789	61 703	105 462
1905311000	Sweet biscuits not containing cocoa	177 799	309 444	527 593	959 131
1905312000	Sweet biscuits containing cocoa	38 254	168 642	181 164	706 505
1905320000	Waffles and wafers	225 104	520 827	794 614	2 060 131
1905400000	Rusks, toasted bread & similar toasted products	181 667	358 625	231 325	481 396
1905901000	Unsweetened teething biscuits	0	6 600	0	25 597
1905902000	Other unsweetened biscuits	0	1 092	0	4 439
1905903000	Cakes	212 842	832 387	314 168	1 117 164
1905904000	Pastries	24 676	35 339	42 862	61 323
1905908000	Other crisp savoury food products	28 118	68 152	154 182	344 565
1905909000	Other baker wares	459 235	1 022 861	1 113 321	2 157 924
2001100000	Cucumbers and gherkins, prepared or preserved by vinegar or acetic acid	0	5 132	0	6 154
2001901000	Onions, prepared/preserved by vinegar or acetic acid	27 623	41 570	21 152	41 020
2001909000	Oth vegetables, fruit, nuts, edible plant prep/preserve by vinegar/acetic acid	16 598	40 076	69 236	119 981
2002101000	Tomatoes, whole/in pieces, not prepared or preserved by vinegar/acetic acid	20 085	43 463	17 548	39 923
2002109000	Oth tomatoes, whole/in pieces, not prep. or preserved by vinegar/acetic acid	2 132	24 411	15 031	31 891
2002901000	Tomato paste, not prepared or preserved by vinegar or acetic acid	589 520	2 652 172	474 944	2 266 458
2002909000	Other tomatoes, prepared or preserved otherwise than by vinegar or acetic acid	45 339	75 994	58 965	103 794
2003100000	Mushrooms of the genus agaricus, not prepared/preserved by vinegar or acetic acid	217 485	689 677	196 580	585 507
2003200000	Truffles, not prepared/preserved by vinegar or acetic acid	0	2 587	0	29 800
2003900000	Oth mushrooms, not prepared/preserved by vinegar or acetic acid	39 416	246 881	38 008	209 850
2004100000	Potatoes, frozen, not prep. or preserved by vinegar or acetic acid	1 038 231	3 037 477	1 151 467	3 248 013
2004909000	Oth vegetables, frozen, prep/preserved by vinegar/acetic acid	273 771	905 555	316 550	998 853
2005100000	Homogenised vegetables, not frozen, not prepared/preserved by vinegar or acetic acid	3	6 918	7	3 720
2005201000	Potatoes chips & sticks, not frozen, not prepared/preserved by vinegar or acetic acid	126 365	233 227	729 803	1 311 429
2005209000	Other potatoes, not frozen, not prep. or preserved by vinegar or acetic acid	2	2	4	4
2005400000	Peas (pisum sativum), not frozen, not prepared/preserved by vinegar or acetic acid	272 785	578 155	138 976	285 465
2005510000	Beans, shelled, not frozen, not prepared or preserved by vinegar or acetic acid	0	29 536	0	43 719
2005590000	Other beans, not frozen, not prepared or preserved by vinegar or acetic acid	5 966	131 791	9 948	96 402
2005600000	Asparagus, not frozen, not prepared or preserved by vinegar or acetic acid	25 246	25 246	13 947	13 947
2005700000	Olives, not frozen, not prepared or preserved by vinegar or acetic acid	0	1 155	0	2 090

I.3. IMPOR MENURUT KOMODITI / IMPORT BY HS COMMODITY
***** MARET/MARCH 2011 *****

H S	Uraian Komoditi Commodity Description	Berat Bersih / Net Weight (Kg)		Nilai / Value C.I.F (US\$)	
		Bulan ini	Kumulatif	Bulan ini	Kumulatif
		Current Month	Cum.Jan. to date	Current Month	Cum.Jan. to date
2005800000	Sweet corn(zea mays var.saccharata),notfrozen,not prepared by vi	254 414	615 244	232 297	490 021
2005910000	Vegetables and mixtures of, notfrozen,not prepared by vinegar/ac	35 770	35 770	24 759	24 759
2005990000	Oth smoked garlic, not frozen vegetable& mixtures of not prep.by	41 512	102 531	165 054	515 786
2006000000	Vegetables,fruit,nuts,fruit-peel & othparts of plants,preserved by s	2 630	38 533	5 885	77 621
2007100000	Jams, fruit jellies, marmalades, fruitor nut, homogenised preparati	46 856	100 745	120 600	281 050
2007910000	Citrus fruit	2 994	12 913	12 167	51 098
2007991000	Fruit grains and pastes other than ofmango, pineapples or strawbe	81 236	247 143	119 284	360 284
2007999000	Fruit grains and pastes of mango,pineapples or strawberries	88 507	244 619	118 824	478 361
2008111000	Roasted ground nuts, othwise prepared/preserved	776	3 408	1 111	8 946
2008112000	Peanut butter, othwise prepared orpreserved	27 701	73 403	66 602	188 429
2008119000	Oth ground nuts, othwise prepared orpreserved	70 292	126 039	122 622	214 991
2008191000	Cashew, incl. mixtures,othwise preparedor preserved	1 772	4 754	3 958	19 304
2008199000	Other nuts and seeds, othwise preparedor preserved	20 842	50 272	145 945	328 884
2008200000	Pineapples, othwise prepared/preserved	0	2 386	0	2 274
2008301000	Citrus fruit, added sugar/oth.sweeteningin or not in airtight contai	37 260	65 373	26 827	68 630
2008309000	Oth citrus fruit, not added sugar/sweetening in/not in airtight conl	0	692 413	0	716 015
2008401000	Pears, containing added sugar orsweetening matter in airtight con	9 125	16 984	9 715	23 511
2008501000	Apricots,containing added sugar / othersweet,matter in/not airtigl	0	1 440	0	1 558
2008601000	Cherries,containing added sugar / othersweet,matter in/not airtigl	15 767	41 365	42 680	103 406
2008701000	Peaches,containing added sugar or othersweet,matter in/not airtig	19 791	66 663	24 487	80 379
2008809000	Strawberries,not containing added sugar/sweetening, in/not airtig	1 721	6 040	1 457	5 290
2008921000	Mixtures of stems, roots & other edibleparts of plant,othwise pre	1 252	3 368	7 358	9 501
2008922000	Mixtures of other edible parts of plantadded sugar, in/not airtight	41 401	51 029	51 469	59 989
2008929000	Mixtures of other edible parts of plantnot added sugar,in/not airtig	21 911	23 593	30 658	39 203
2008991000	Lychees, othwise prepared or preserved	61 812	216 039	75 163	211 997
2008992000	Longans, othwise prepared or preserved	213 586	949 096	277 647	806 807
2008993000	Stems,roots and oth.edible partsof plants, othwise prepared or pri	14 953	14 965	38 075	38 093
2008994000	Othwise prepared or preserved, addedsugar/sweet, in/not airtight	20 382	104 641	66 509	129 307
2008999000	Othwise prepared/preserved, not addedsugar/sweet, in/not airtig	3 874	44 477	3 685	45 138
2009110000	Orange juice, frozen	258 690	498 681	511 274	960 427
2009120000	Orange juice, not frozen,of a brix value not exceeding 20	80 224	167 198	73 072	146 515
2009190000	Orange juice, not frozen,of a brix value exceeding 20	28 942	145 401	40 639	170 028
2009290000	Other grapefruit juiceof a brix value exceeding 20	37 412	71 214	104 807	258 030
2009310000	Juice of any other single citrus fruit,of a brix value not exceeding 2	624	2 657	2 339	4 596
2009390000	Other juice of any other single citrus fof a brix value exceeding 20	2 007	5 265	2 185	5 857
2009410000	Pineapple juice,of a brix value not exceeding 20	3 088	14 107	3 465	14 069
2009490000	Other pineapple juice,of a brix value exceeding 20	30 011	31 782	60 520	62 758
2009500000	Tomato juice	24 757	38 147	17 799	30 975
2009610000	Grape juice (including grape must),of a brix value not exceeding 20	26 048	53 940	33 538	65 592
2009690000	Other grape juice (including grape must)of a brix value exceeding	55 917	88 011	81 365	152 157
2009710000	Apple juice,of a brix value not exceeding 20	29 030	74 434	25 912	66 532
2009790000	Other apple juiceof a brix value exceeding 20	95 150	330 430	248 669	624 731
2009801000	Blackcurrant juice	200	450	3 998	8 758
2009809000	Other juice of any other single fruitor vegetables	47 730	254 888	77 007	247 975
2009900000	Mixtures of juices	130 854	545 848	185 098	1 154 452
2101111000	Instant coffee	445 049	1 198 410	2 962 722	8 015 098
2101119000	Oth extracts, essences and concentratesof coffee	83 285	161 844	278 080	560 265
2101120000	Preparations with a basis of extracts,essences or concentrates of c	8 004	27 439	72 172	138 973
2101201000	Tea preparations consisting of a mixturetea, milk powder and suga	302	10 104	4 207	39 744
2101209000	Mate preparations consisting of a mixturmate , milk powder and s	37 667	108 842	140 078	542 107
2101300000	Roasted chicory&oth.roasted coffee substitutes,extract,essence&c	0	469	0	4 408
2102101000	Bread yeasts, active	505 719	965 628	1 113 055	2 278 078
2102109000	Active yeasts, other than for bread	296 930	863 945	925 896	2 538 841
2102200000	Inactive yeasts; other single-cell microorganisms, dead	426 309	963 326	961 545	2 292 069
2102300000	Prepared baking powders	96 600	213 225	185 334	379 427
2103100000	Soya sauce sweet, salt and other	963 520	2 718 571	814 485	2 419 583
2103200000	Tomato ketchup and other tomato sauces	38 656	63 360	59 614	108 549
2103300000	Mustard flour & meal & prepared mustard	52 841	114 446	84 298	200 084
2103901000	Chilli sauce	225 749	383 360	322 679	568 440
2103902000	Mixed condiments and mixed seasonings,incluing belachan	104 923	243 398	412 447	1 117 156
2103903000	Fish sauce	99 247	347 297	76 940	259 632
2103909000	Other sauces and preparations therefor;mustard flour & meal & pi	820 885	2 149 958	2 302 724	5 757 457
2104101000	Soups and broths & preparation thereforcontaining meat	14 523	22 167	25 631	38 021
2104109000	Soups and broths & preparation therefor,not containing meat	39 929	77 029	114 760	188 496
2104209000	Homogenised composite food preparations,not containing meat	2 119	3 302	28 371	42 671
2105000000	Ice cream and other edible ice, whetheror not containing cocoa	131 584	333 946	553 368	1 308 795
2106100000	Protein concentrates and texturedprotein substances	672 886	1 682 685	1 065 116	2 947 295
2106901000	Dried bean curd and bean curd sticks	7 012	20 458	10 396	30 022
2106902000	Flavoured or colored syrups	173 560	350 592	494 953	1 135 470
2106903000	Non-dairy creamer	6 095 903	14 022 293	10 418 770	23 190 632
2106904000	Autolysed yeast preparations	8 692	42 668	73 995	240 837

I.3. IMPOR MENURUT KOMODITI / IMPORT BY HS COMMODITY
***** MARET/MARCH 2011 *****

HS	Uraian Komoditi Commodity Description	Berat Bersih / Net Weight (Kg)		Nilai / Value C.I.F (US\$)	
		Bulan ini	Kumulatif	Bulan ini	Kumulatif
		Current Month	Cum.Jan. to date	Current Month	Cum.Jan. to date
2106905100	Non-alcoholic prep used as raw material to make composite conce	30 426	49 664	280 794	476 665
2106905200	Non-alcoholic comp concentrates for simpdilution with water to r	472 576	811 273	10 923 918	17 256 843
2106905300	Ginseng based products, non-alcoholic preparations use for makir	5 932	12 349	14 582	28 161
2106905900	Other non-alcoholic preparations usefor making beverages	218 611	362 575	1 037 288	1 539 453
2106907000	Preparations vitamins or minerals, medic food and oth.food suple	144 410	469 091	2 037 421	9 200 446
2106908000	Mixtures of chemicals foodstuffs or subtwith nutritive value, used	26 614	302 291	130 614	630 712
2106909100	Fortificant premixes	975	26 174	17 501	415 144
2106909200	Ginseng based preparations	0	14 950	0	104 650
2106909400	Other preparations for infant use	2 353	11 712	131 889	503 764
2106909900	Other food preparations not elsewherespecified or included	583 024	1 478 015	6 769 899	12 750 795
2201100000	Mineral waters and aerated waters	305 819	1 028 993	286 102	954 170
2201901000	Ice and snow	79	79	78	78
2201909000	Other mineral waters or artificial	28	111	112	241
2202101000	Sparkling mineral waters and aeratedwaters, flavoured	76 416	582 146	85 389	570 408
2202109000	Other mineral water, containing addeddsugar/sweetening or flavour	899 502	3 191 022	718 133	2 133 280
2202901000	Flavoured uht milk drink	286 374	715 615	583 781	1 363 421
2202902000	Soya milk drink	332 818	928 165	269 114	766 934
2202903000	Non-aerated beverage ready for immediateconsumption without c	859 370	2 380 424	1 014 456	2 692 501
2202909000	Oth non-alcoholic beverages, excludingfruit or vegetable juices	1 779 384	2 849 357	1 042 576	2 005 804
2203009000	Other beer made from malt,including ale	9 145	13 345	14 649	24 967
2204100000	Sparkling wine	3 802	4 318	22 531	29 338
2204211100	Wine, in containers <= 2 l, alcoholicstrength by volume <= 15%	6 993	9 466	39 390	74 443
2204211200	Wine, in containers <= 2 l, alcoholicstrength by volume > 15%	746	746	5 448	5 448
2204212100	Grape must,in container <=2 l,alcoholicstrength by volume <= 15%	0	1 620	0	6 705
2205102000	Vermouth & oth wine,in container <=2 l,alcoholic strength by volu	90	90	1 260	1 260
2206002000	Sake (rice wine)	5 000	14 100	13 370	34 560
2207100000	Undenatured ethylalcohol of alcoholicstrength by volume of >= 80	17 225	34 459	56 733	150 903
2207201100	Ethyl alcohol of an alcoholic strengthby volume of > 99%	4 363	5 258	6 498	8 112
2208201000	Brandy of an alcoholic strength byvolume not exceeding 46% vol	16 886	41 193	227 478	733 729
2208204000	Other spirits of an alcoholic strengthby volume exceeding 46% vol	405	405	1 939	1 939
2208301000	Whiskies of an alcoholic strength byvolume not exceeding 46% vol	29 020	42 205	278 263	466 425
2208401000	Rum&tafia of an alcoholic strength byvolume not exceeding 46% v	868	1 925	9 295	29 518
2208501000	Gin&geneva of an alcoholic strength byvolume not exceeding 46%	2 214	3 040	20 032	31 306
2208502000	Gin&geneva of an alcoholic strength byvolume exceeding 46% vol	336	473	2 858	6 069
2208601000	Vodka of an alcoholic strength byvolume not exceeding 46% vol	9 021	14 452	79 522	135 789
2208701000	Liqueurs & cordials of an alcoholicstrength by volume not exceed.!	3 161	7 443	38 583	85 873
2208909000	Other spirituous beverages	1 199	1 199	12 626	12 626
2209000000	Vinegar and substitutes for vinegarobtained from acetic acid	64 677	167 048	82 453	237 971
2301100000	Flours, meals & pellets, of meat / meatoffal; unfit for human cnsm	4 259 893	14 430 775	2 612 582	8 769 433
2301200000	Flours,meals&pellets,of fish/crustacean,molluscs/other aquatic in	8 126 918	19 182 702	8 859 231	20 790 155
2302100000	Bran, sharps and other residues ofmaize (corn)	663 646	1 620 935	524 064	1 278 463
2302300000	Bran, sharps and other residues of wheat	2 857 986	6 066 717	1 002 946	2 171 019
2302409000	Bran, sharps and other residues of othcereals	26 400	52 800	132 000	264 000
2302500000	Bran, sharps and other residues ofleguminous plants	75 000	168 750	40 844	89 682
2303109000	Other residues of starch and similarresidues	13 726 850	31 862 843	9 476 060	21 814 221
2303200000	Beet pulp, bagasse and other waste of sugar manufacture	107	107	80	80
2303300000	Brewing or distilling dregs and waste	16 929 729	47 439 767	4 861 723	13 167 932
2304000000	Oil-cake&other solid residues,in pelletform, from the extract of so	171 399 706	580 154 997	81 183 614	268 045 666
2306410000	Oil-cake and other solid residues oflow erucic acid rape or colza se	11 239 495	27 718 275	2 981 205	7 383 932
2306490000	Other oil-cake and other solid residuesof rape or colza seeds	879 060	1 597 500	249 525	453 167
2306600000	Oil-cake and other solid residues ofpalm nuts or kernels	0	122 780	0	41 698
2306902000	Oil-cake and other solid residues ofmaize (corn) germ	1 655 705	3 597 364	1 156 128	2 489 932
2306909000	Other oil-cake and other solid residues	3 771 730	7 091 030	786 076	1 472 088
2308000000	Vegetable materials and waste, residuesof a kind used in animal fe	21 554	159 441	16 636	47 824
2309101000	Dog or cat food, put up for retail sale,containing meat	643 379	1 791 715	622 395	1 854 969
2309109000	Dog or cat food, put up for retail sale,not containing meat	1 183 115	2 430 529	1 439 748	2 975 058
2309901100	Complete feed for poultry	380 301	879 193	242 628	540 039
2309901200	Complete feed for swine	4 108 524	13 391 847	1 073 088	3 456 020
2309901300	Complete feed for prawn feed	131 329	555 444	128 601	461 901
2309901900	Other complete feed	2 945	48 150	11 579	85 717
2309902000	Premixes, feed supplements and feedadditives for animal	4 738 821	11 020 234	11 754 883	27 758 596
2309903000	Other preparations of a kind used inanimal feeding, containing me	28 432 460	75 888 170	14 008 412	38 415 974
2309909000	Other preparations of a kind used inanimal feeding, not containing	19 254 351	46 246 467	11 127 093	27 895 807
2401101000	Virginia tobacco, not stemmed/stripped,flue-cured	1 204 821	1 478 564	3 865 636	5 800 458
2401102000	Virginia tobacco, not stemmed/stripped,not flue-cured	6 681	6 681	96 042	96 042
2401103000	Other tobacco, not stemmed/stripped,flue-cured	0	48 375	0	102 083
2401109000	Other tobacco, not stemmed/stripped,not flue-cured	314 425	3 161 454	1 693 268	16 995 612
2401201000	Virginia tobacco, partly/wholly stemmed/stripped, flue-cured	2 375 675	3 999 237	9 417 256	16 508 141
2401202000	Virginia tobacco, partly/wholly stemmed/stripped, not flue-cured	180	29 580	812	179 942
2401203000	Oriental tobacco, partly/wholly stemmed/stripped	162 954	2 601 863	1 001 187	16 590 864
2401204000	Burley tobacco, partly/wholly stemmed/stripped	1 545	2 626 765	7 878	13 285 675

I.3. IMPOR MENURUT KOMODITI / IMPORT BY HS COMMODITY
***** MARET/MARCH 2011 *****

H S	Uraian Komoditi Commodity Description	Berat Bersih / Net Weight (Kg)		Nilai / Value C.I.F (US\$)	
		Bulan ini	Kumulatif	Bulan ini	Kumulatif
		Current Month	Cum.Jan. to date	Current Month	Cum.Jan. to date
2401205000	Other tobacco, partly/wholly stemmed/stripped, flue-cured	20 040	421 419	85 369	2 001 079
2401209000	Other tobacco, partly/wholly stemmed/stripped, not flue-cured	1 084 133	2 780 843	5 136 283	13 258 509
2401301000	Tobacco stems	130 230	162 444	148 081	192 524
2401309000	Other tobacco refuse	75 967	295 815	101 344	1 406 423
2402100000	Cigars, cheroots and cigarillos,containing tobacco	9 569	14 575	87 769	135 463
2402201000	Beedies	0	1 750	0	58 800
2402209090	Other cigarettes containing tobacco	28 375	79 204	301 105	969 608
2403101100	Blended tobacco, packed for retail sale	12 200	22 204	51 601	100 016
2403102100	Blended tobacco, for cigarette making	759 070	2 232 995	5 929 641	17 347 529
2403102900	Oth manufactures tobacco for cigarettemaking	19 200	38 400	159 360	321 984
2403109000	Other smoking tobacco, whether or notcontaining tobacco substit	36 563	36 563	79 004	79 004
2403910000	Homogenised or reconstituted tobacco	13 009	23 675	161 152	308 266
2403991000	Tobacco extracts and essences	398	1 244	14 231	54 391
2403999000	Oth manufactures tobacco & manufacturedtobacco substitutes	491	491	2 945	2 945
2501001000	Table salt	114	122	543	552
2501004100	Oth salt cont. at least 94.7% sodium chl a dry basis ,in package net	108 070	394 070	45 028	140 388
2501004900	Oth salt cont. at least 94.7% sodium chl a dry basis ,in package net	271 301 174	701 221 720	14 044 457	36 894 339
2501005000	Sea water	311	479	3 931	7 098
2501009000	Other salt	1 454	26 259	12 202	26 285
2503000000	Sulphur of all kinds, oth than sublimed,precipitated and colloidal s	54 895 550	115 733 646	10 203 550	21 836 901
2504100000	Natural graphite, in powder or in flakes	725 492	3 086 477	280 032	1 052 685
2504900000	Natural graphite, in other form	51 650	122 278	11 143	72 689
2505100000	Silica sands and quartz sands	1 724 603	5 191 638	500 592	1 220 106
2505900000	Other natural sands,whether/not coloredother than metal-bearing	813 701	2 159 031	349 194	651 736
2506100000	Quartz	1 237 055	3 023 629	90 125	259 341
2506200000	Quartzite	25 596	77 700	18 924	65 779
2507000000	Kaolin and other kaolinic clays,whetheror not calcined	10 374 259	26 905 866	3 143 828	7 401 791
2508100000	Bentonite	5 534 730	21 936 967	2 513 719	4 922 274
2508300000	Fire-clay	481 339	1 843 172	180 721	1 087 580
2508400000	Other clays	5 303 520	14 154 039	2 369 717	7 111 791
2508500000	Andalusite, kyanite and sillimanite	40 106	128 150	11 696	51 919
2508600000	Mullite	504 618	1 133 379	180 585	514 353
2508700000	Chamotte or dinas earths	621 207	1 124 278	206 352	424 709
2509000000	Chalk	138 491	327 558	67 790	186 136
2510101000	Apatite, unground	9 417	20 403	39 312	94 236
2510109000	Other natural calcium phosphates,naturaaluminium calcium phos	48 484 000	245 469 000	6 664 346	32 137 078
2510201000	Apatite, ground	0	4 866	0	18 250
2511100000	Natural barium sulphate (barytes)	28 276 364	31 937 956	2 549 175	3 789 086
2512000000	Siliceous fossil meals and similarsiliceous earths	401 546	1 245 422	322 080	1 351 443
2513100000	Pumice stone	206	34 426	1 150	22 664
2513200000	Emery, natural corundum, natural garnetand other natural abrasiv	1 603 814	5 868 522	421 001	1 803 603
2515110000	Marble and travertine, crude or roughlytrimmed	441 660	601 010	72 744	105 781
2515121000	Marble and travertine, merely cut intoblocks	2 196 727	6 819 826	250 765	716 035
2515122000	Marble and travertine, merely cut intoslabs	1 295 478	3 658 854	513 472	1 296 191
2516110000	Granite, crude or roughly trimmed	5 000 000	7 378 530	45 180	184 120
2516121000	Granite, merely cut into blocks	393 099	1 140 611	85 383	267 713
2516122000	Granite, merely cut into slabs	1 895 329	5 123 077	647 220	1 762 807
2516200000	Sandstone	62 000	91 778	11 841	19 873
2516900000	Other monumental or building stone	144 300	152 884	77 127	108 334
2517100000	Pebbles, gravel, broken/crushed stonewhether or not heat treatec	6 655 109	32 142 321	143 300	485 806
2517410000	Granules, chippings and powder of marblwhether or not heat tra	6	48 132	104	12 372
2517490000	Granules, chippings & powder of stones owhethet or not heat trea	68 826	252 040	24 934	71 715
2518100000	Dolomite, not calcined or sintered	0	196	0	727
2518200000	Dolomite, calcined or sintered	544 000	1 356 583	60 560	269 598
2518300000	Dolomite, ramming mix	250	250	185	185
2519100000	Natural magnesium carbonate (magnesite)	1 288 918	3 391 544	419 989	1 191 480
2519900000	Fused magnesia; dead-burned magnesia	2 555 943	7 060 412	979 967	2 855 978
2520100000	Gypsum, anhydrite	81 207 789	319 678 743	2 471 674	9 943 326
2520209000	Other plasters	15 471 612	34 787 829	1 089 065	2 776 834
2521000000	Limestone flux; limestone and othercalcareous stone	33 830 373	60 739 613	1 797 749	3 253 436
2522100000	Quicklime	48 000	1 249 003	19 200	163 959
2522200000	Slaked lime	310 147	1 793 834	45 796	352 557
2522300000	Hydraulic lime	0	25 000	0	7 150
2523101000	Cement clinkers, for white cement	478 144	488 152	140 530	152 070
2523109000	Other cement clinkers	53 750 051	231 648 180	2 712 459	11 154 071
2523291000	Portland cement, colored cement	39 271 000	121 488 000	1 595 702	4 928 338
2523299000	Other portland cements	22 653 209	54 530 280	885 835	2 070 117
2523300000	Aluminous cement	955 197	2 175 838	763 947	1 607 316
2523900000	Other hydraulic cements	31 238 000	88 803 001	1 214 045	3 436 724
2524900010	Chrysotile	8 535 000	28 628 866	4 538 590	13 807 744
2524900090	Other asbestos, crococolite & chrysolite	0	5 388	0	8 796

I.3. IMPOR MENURUT KOMODITI / IMPORT BY HS COMMODITY
***** MARET/MARCH 2011 *****

HS	Uraian Komoditi Commodity Description	Berat Bersih / Net Weight (Kg)		Nilai / Value C.I.F (US\$)	
		Bulan ini	Kumulatif	Bulan ini	Kumulatif
		Current Month	Cum.Jan. to date	Current Month	Cum.Jan. to date
2525100000	Crude mica and mica rifted into sheets or splittings	301 854	1 202 324	44 930	149 096
2525200000	Mica powder	334 875	654 960	408 587	1 002 164
2526100000	Natural steatite, not crushed, not powdered	108 000	605 001	12 096	69 299
2526201000	Talc powder, crushed or powdered	5 598 497	25 549 331	1 207 458	5 610 146
2526209000	Oth natural steatite, crushed/powdered	240 302	1 202 675	75 371	295 910
2528100000	Natural sodium borates and concentrates thereof (whether or not	0	75	0	1 392
2528900000	Natural boric acid containing not more than 85% of h3bo3 on the c	312 949	720 633	166 289	405 835
2529100000	Felspar	20 014 345	74 053 638	1 682 853	5 745 508
2529210000	Fluorspar, containing by weight 97% or less of calcium fluoride	0	199 996	0	42 168
2529220000	Fluorspar, containing by weight more than 97% of calcium fluoride	20 000	154 012	18 296	79 254
2529300000	Leucite; nepheline & nepheline syenite	51 643	546 128	20 665	196 261
2530100000	Vermiculite, perlite and chlorites, unexpanded	630 239	2 114 995	146 326	382 399
2530201000	Kieserite	12 341 717	71 924 167	1 865 719	11 175 768
2530202000	Epsomite	109 988	109 988	19 247	19 247
2530900000	Other mineral substances not elsewhere specified or included	3 900 543	9 563 407	1 941 225	4 360 072
2601110000	Iron ores and concentrates, other than roasted iron pyrites : non ag	7 064 881	332 025 553	2 042 394	69 563 864
2601120000	Iron ores and concentrates, other than roasted iron pyrites : agglon	860 953	1 369 993	198 259	445 558
2601200000	Roasted iron pyrites	161 951	164 558	74 409	81 158
2602000000	Manganese ores & concentrates, including ferruginous manganese,	120	200 121	980	257 240
2603000000	Copper ores and concentrates	5 118	12 069	60 836	140 232
2605000000	Cobalt ores and concentrates	0	1	0	3
2606000000	Aluminium ores and concentrates	0	19 075	0	21 583
2607000000	Lead ores and concentrates	0	102 682	0	75 424
2608000000	Zinc ores and concentrates	995	1 764	18 852	27 915
2609000000	Tin ores and concentrates	210 234	946 026	185 026	670 431
2610000000	Chromium ores and concentrates	649 000	1 479 000	322 379	721 125
2611000000	Tungsten ores and concentrates	0	238	0	2 951
2614001000	Titanium ores and concentrates, ilmenite ores and concentrates	0	5 000	0	3 688
2614009000	Titanium ores and concentrates, other than ilmenite ores & concer	457 502	1 075 107	397 648	877 635
2615100000	Zirconium ores and concentrates	2 482 362	5 399 327	4 289 215	9 008 074
2615900000	Other niobium, tantalum ores and concentrates vanadium or zirconio	107 652	170 101	254 758	405 049
2616100000	Silver ores and concentrates	800	866	31 208	35 721
2616900000	Precious metal ores other than silver ores	34	106	19 384	62 245
2617100000	Antimony ores and concentrates	2 831	88 496	33 172	128 012
2617900000	Other ores and concentrates.	48 720	116 720	21 723	53 063
2620190000	Ash & residues containing mainly zinc, other than hard zinc spelter	1 916	1 916	2 246	2 246
2620290000	Ash & residues containing mainly lead, other than leaded gasoline :	0	12	0	436
2620300000	Ash & residues containing mainly copper	1 034	3 838	13 366	67 480
2701110000	Anthracite	2 523 622	10 527 163	743 621	2 453 326
2701121000	Bituminous coal: coking coal	44 590	44 590	39 123	39 123
2701129000	Bituminous coal: other than coking coal	260 000	708 174	77 480	217 340
2701190000	Other coal	294 310	880 909	108 701	407 350
2701200000	Briquettes, ovoids & similar solid fuels manufactured from coal	110 005	149 805	36 876	52 398
2702100000	Lignite, whether or not pulverised, but not agglomerated	0	102	0	1 859
2702200000	Agglomerated lignite	0	22 042	0	45 668
2703002000	Agglomerated peat	45 636	74 261	9 019	16 420
2704001000	Coke & semi-coke of coal	7 261 231	18 131 021	2 865 295	7 236 465
2704003000	Retort carbon	315 000	928 160	116 745	392 473
2705000000	Coal gas, water gas, producer gas and similar gases other than petr	371	887	3 691	20 857
2706000000	Tar distilled from coal, from lignite or from peat & other mineral tai	18 000	212 655	16 610	127 924
2707200000	Toluol (toluene)	1 434	4 536	9 417	31 033
2707300000	Xylol (xylenes)	2 517	989 413	5 753	934 173
2707400000	Napthalene	115 276	368 073	185 956	555 823
2707500000	Oth. aromatic hydrocarbon mix. of >= 65% by volume, distills at 250.	3 738 158	6 880 326	4 018 474	7 397 651
2707992000	Carbon black feedstock	0	5	0	195
2707999000	Other products of the distilled of high temperature coal tar	2 853 337	6 741 739	2 318 863	5 642 135
2708100000	Pitch	4 241 505	4 548 276	2 160 273	2 324 177
2709001000	Crude petroleum oil	655 993 671	2 968 399 502	535 633 346	2 261 539 043
2709009000	Other petroleum oil, crude	32	32	80	80
2710111100	Motor spirit, premium leaded	19 144 631	50 251 756	19 237 238	47 364 009
2710111200	Motor spirit, premium unleaded	907 742 956	2 561 808 122	920 456 053	2 408 442 681
2710111500	Other motor spirit, leaded	7 435	7 454	13 835	14 308
2710111600	Other motor spirit, unleaded	18 570 466	184 143 071	18 658 292	156 060 260
2710112000	Aviation spirit	261 639	553 906	487 520	867 929
2710113000	Tetrapropylene	0	1 004 514	0	1 084 875
2710114000	White spirit	1 148 387	3 884 884	1 401 879	4 173 678
2710115000	Low aromatic solvents containing by weight <= 1 % aromatic conte	1 388 441	4 454 383	1 903 506	6 193 756
2710116000	Other solvent spirits	8 165	19 643	15 263	43 054
2710117000	Napththa, reformate or preparations for preparing spirits	86 462 553	206 941 363	76 438 545	181 819 370
2710119000	Other petroleum oil, light oil & other than crude	2 062 388	4 771 645	2 843 284	6 401 698
2710191300	Aviation turbine fuel (jet fuel) having a flash point of not less than :	141	9 609	1 165	107 907

I.3. IMPOR MENURUT KOMODITI / IMPORT BY HS COMMODITY
***** MARET/MARCH 2011 *****

H S	Uraian Komoditi Commodity Description	Berat Bersih / Net Weight (Kg)		Nilai / Value C.I.F (US\$)	
		Bulan ini	Kumulatif	Bulan ini	Kumulatif
		Current Month	Cum.Jan. to date	Current Month	Cum.Jan. to date
2710191400	Aviation turbine fuel (jet fuel) having a flash point of less than 23-c	64 252 262	139 821 211	62 034 807	127 511 793
2710191600	Kerosene	0	14 255	0	27 176
2710191900	Other medium oils and preparations	7 679 359	38 365 505	11 207 144	52 390 020
2710192000	Topped crudes	129 414	186 547	208 249	304 412
2710193000	Carbon black feedstock oil	26 203 406	52 461 228	13 886 494	26 717 753
2710194100	Lubricating oil basestock	10 398 174	38 821 142	14 398 012	49 791 911
2710194200	Lubricating oils for aircraft engines	43 855	65 083	139 313	274 394
2710194300	Other lubricating oils	13 901 708	37 297 107	29 365 038	82 455 738
2710194400	Lubricating greases	1 374 850	3 202 019	3 900 556	10 257 200
2710195000	Hydraulic brake fluid	32 931	65 569	102 946	221 528
2710196000	Transformer and circuit breakers oils	1 000 419	2 895 521	1 499 661	3 899 749
2710197100	High speed diesel fuel	989 716 655	2 386 783 142	911 403 297	2 005 612 424
2710197200	Other diesel fuel	80 664 493	425 220 943	77 110 445	369 053 774
2710197900	Other fuel oils	44 813 623	279 713 886	29 654 362	155 863 576
2710199000	Oth petroleum oils & oils obtained from bituminous minerals (othe	2 898 025	7 054 247	4 024 683	9 978 273
2711110000	Liquid natural gas	67	557	3 206	13 014
2711120000	Liquid propane	67 299 298	202 149 322	56 423 773	177 340 054
2711130000	Liquid butanes	67 299 804	200 061 681	59 111 802	176 322 604
2711141000	Liquid ethylene	13 852	19 661	29 114	43 127
2711149000	Liquid propylene, butylene & butadiene	1	9 409	21	38 108
2711190000	Other liquid petroleum gas	11	22	564	1 445
2711210000	Natural gas in gaseous state	0	172	0	346
2711290000	Other petroleum gas in gaseous state	8 749	13 079	76 462	104 396
2712100000	Petroleum jelly	443 058	744 571	808 894	1 391 686
2712200000	Paraffin wax containing by weight less than 0.75% of oil	333 407	1 474 358	564 506	1 966 070
2712901000	Other paraffin wax	1 242 635	3 759 852	1 854 334	5 623 150
2712909000	Microcrystalline petroleum wax, slack wax, ozokerite, lignite wax, r	451 211	1 285 520	972 092	2 820 708
2713110000	Petroleum coke, not calcined	37 600	6 502 359	15 040	4 653 099
2713120000	Petroleum coke, calcined	5 481 067	6 045 078	2 421 770	2 845 288
2713200000	Petroleum bitumen	35 428 619	99 159 660	18 487 657	51 292 903
2714100000	Bitumen and asphalt, natural bituminous or oil shale and tar sands	19 614	48 914	8 200	24 558
2714900000	Bitumen and asphalt, natural asphaltic sand asphaltic rocks	5 037 454	10 014 051	3 051 235	6 497 170
2715000000	Bituminous mix. based on natur. asphalt on natur. bitumen, on pet	86 713	253 400	193 286	567 937
2716000000	Electrical energy	80 000	377 280	14 709	30 145
2801100000	Chlorine	145 322	544 038	70 775	291 834
2801200000	Iodine	90	987	6 987	40 340
2801300000	Fluorine; bromine	364 187	364 225	405 290	408 282
2802000000	Sulphur, sublimed or precipitated, colloidal sulphur	1 001 452	2 620 074	453 819	1 139 667
2803001000	Rubber grade carbon black	12 728 618	32 667 298	15 051 704	38 040 458
2803002000	Acetylene black	492 225	1 148 722	1 193 838	2 730 068
2803003000	Other carbon blacks	1 341 893	3 686 705	1 852 522	4 837 387
2803009000	Other carbon	955 506	3 008 782	1 465 597	4 719 571
2804100000	Hydrogen	147 863	374 464	55 177	144 052
2804210000	Argon	690 838	1 806 841	446 157	1 200 761
2804290000	Other rare gases	609 839	1 569 060	672 075	1 405 905
2804300000	Nitrogen	1 572 840	4 490 247	384 617	1 093 548
2804400000	Oxygen	2 201 771	5 642 108	999 396	1 958 383
2804500000	Boron; tellurium	0	151	0	9 521
2804610000	Silicon, containing by weight >= 99.99%	9 421	26 859	731 814	2 452 439
2804690000	Silicon, containing by weight < 99.99%	673 579	1 739 905	1 762 093	4 435 764
2804700000	Phosphorus	26 568	80 817	999 742	2 801 362
2804800000	Arsenic	20 000	74 000	34 800	111 388
2804900000	Selenium	2 622	4 542	306 623	516 690
2805110000	Sodium	51 202	90 005	107 849	182 627
2805120000	Calcium	6 752	11 036	28 450	39 418
2805190000	Other alkali or alkaline-earth metals	227 622	552 961	614 539	1 496 955
2805400000	Mercury	296	1 473	52 038	116 992
2806100000	Hydrogen chloride (hydrochloric acid)	214 354	539 001	114 815	268 249
2806200000	Chlorosulphuric acid	2	2	160	160
2807000000	Sulphuric acid; oleum.	8 010 359	12 121 758	512 016	876 177
2808000000	Nitric acid; sulphonitric acids	810 412	2 400 765	375 636	1 110 978
2809100000	Diphosphorus pentoxide	0	18 610	0	70 358
2809203000	Phosphoric acids, hypophosphoric acids and hypophosphoric acids	742 041	3 603 957	613 164	3 030 605
2809209000	Oth phosphoric acids, hypophosphoric acids and hypophosphoric acids	19 130 699	82 699 569	8 217 780	35 778 288
2810000000	Oxide of boron; boric acids	117 687	800 268	125 203	664 658
2811110000	Hydrogen fluoride (hydrofluoric acid)	101 709	275 104	156 458	420 688
2811191000	Arsenic acid	13 500	75 408	9 497	47 623
2811199000	Other inorganic acids	317 363	865 774	161 727	553 890
2811210000	Carbon dioxide	206 122	455 892	153 361	330 476
2811221000	Silica powder	2 281 192	5 745 207	2 596 420	6 084 208
2811229000	Silicon dioxide, other form	1 526 354	4 086 793	1 490 870	4 273 118

I.3. IMPOR MENURUT KOMODITI / IMPORT BY HS COMMODITY
***** MARET/MARCH 2011 *****

HS	Uraian Komoditi Commodity Description	Berat Bersih / Net Weight (Kg)		Nilai / Value C.I.F (US\$)	
		Bulan ini	Kumulatif	Bulan ini	Kumulatif
		Current Month	Cum.Jan. to date	Current Month	Cum.Jan. to date
2811291000	Diarsenic pentaoxide	4 234	29 914	9 905	30 719
2811299000	Other inorganic oxygen compounds of non metals	307 856	650 577	319 755	964 896
2812100000	Chlorides and chloride oxides	16 003	16 008	20 987	21 441
2812900000	Other halides and halide oxides of nonmetals	4 449	51 190	74 979	498 912
2813900000	Other sulphides of non-metal	500	502	51 500	52 090
2814100000	Anhydrous ammonia	11 452 000	21 460 380	5 595 320	10 108 630
2814200000	Ammonia in aqueous solution	2 804	9 653	13 949	73 477
2815110000	Sodium hydroxide (caustic soda), solid	819 517	2 285 389	490 563	1 216 250
2815120000	Sodium hydroxide (caustic soda), in aqueous solution (lye or liquid)	26 676	40 914	76 631	116 435
2815200000	Potassium hydroxide (caustic potash)	1 300 081	3 315 801	1 424 284	3 576 107
2815300000	Peroxides of sodium or potassium	0	2 469	0	22 800
2816100000	Hydroxide and peroxide of magnesium	52 406	148 207	214 220	581 528
2816400000	Oxides, hydroxides & peroxides, of strontium or barium	21 500	58 612	139 552	396 159
2817001000	Zinc oxide	688 581	2 099 094	1 522 453	4 491 757
2817002000	Zinc peroxide	38 212	74 536	85 500	142 391
2818100000	Artificial corundum, whether or not chemically defined	526 984	1 398 691	457 824	1 161 619
2818200000	Aluminium oxide, other than artificial corundum	45 053 241	114 078 063	18 420 630	46 077 623
2818300000	Aluminium hydroxide	10 824 113	17 157 945	3 485 013	5 995 660
2819100000	Chromium trioxide	49 210	123 337	187 822	470 521
2819900000	Other chromium oxides and hydroxides	22 852	58 878	125 621	275 652
2820100000	Manganese dioxide	2 131 683	4 139 542	3 484 820	6 542 290
2820900000	Other manganese dioxide	69 735	408 830	149 761	564 111
2821100000	Iron oxides and hydroxides	1 138 501	2 657 495	1 209 588	2 847 317
2821200000	Earth colors	13 875	43 376	5 526	20 438
2822000000	Cobalt oxides and hydroxides, commercial	18 766	59 929	533 623	1 086 320
2823000000	Titanium oxides.	1 154 937	2 741 278	3 370 957	7 880 144
2824100000	Lead monoxide (litharge, massicot)	29 049	38 915	101 226	186 876
2824900000	Other lead monoxide	37 194	60 110	72 172	148 794
2825100000	Hydrazine, hydroxylamine, inorganic salt	268 724	707 373	820 660	2 085 542
2825200000	Lithium oxide and hydroxide	9 009	15 341	60 870	102 683
2825300000	Vanadium oxides and hydroxides	500	502	14 196	14 773
2825400000	Nickel oxides and hydroxides	25 162	70 050	557 917	1 557 924
2825500000	Copper oxides and hydroxides	55 556	161 125	381 000	1 184 109
2825600000	Germanium oxides and zirconium dioxide	3 000	7 816	14 592	23 648
2825700000	Molybdenum oxides and hydroxides	2 852	4 583	22 406	32 694
2825800000	Antimony oxides	118 883	205 982	1 093 864	1 952 807
2825900000	Other inorganic bases	24 064	60 487	186 404	467 475
2826120000	Fluorides of aluminium	2 734	2 734	5 752	5 752
2826190000	Other fluorides	111 390	415 255	110 698	383 640
2826300000	Sodium hexafluoroaluminate (synthetic cryolite)	38 991	70 315	58 832	125 042
2826900000	Other complex fluorine salt.	80 721	233 720	164 015	408 578
2827100000	Ammonium chloride	571 668	1 244 940	129 027	327 464
2827201000	Calcium chloride, commercial grades	291 236	681 852	1 879 891	1 977 708
2827209000	Calcium chloride, not commercial grades	862 130	2 325 020	286 227	725 565
2827310000	Other chlorides of magnesium	93 588	150 567	29 602	64 245
2827320000	Other chlorides of aluminium	1 286 635	3 176 799	495 475	1 266 217
2827350000	Other chlorides of nickel	18 252	34 193	149 870	259 042
2827390010	Other chlorides of zinc	186 542	665 285	103 918	394 446
2827390090	Other chlorides of iron, cobalt and of other materials	196 899	353 534	411 113	794 505
2827410000	Chloride oxides & chloride hydroxides, of copper	40 241	61 672	2 516 021	3 480 333
2827490000	Other chloride oxides & chloride hydroxides	172 224	741 948	153 367	517 670
2827510000	Bromides of sodium or of potassium	61 511	207 520	175 290	548 900
2827590000	Other bromides	26 627	134 110	65 377	338 195
2827600000	Iodides and iodide oxides	1 762	8 069	47 209	167 042
2828100000	Commercial calcium hypochlorite & other calcium hypochlorites	37 952	374 199	47 429	425 872
2828901000	Sodium hypochlorite	40	9 329	199	7 137
2828909000	Other hypochlorite	176 614	430 490	174 978	534 692
2829110000	Chlorates of sodium	1 551 830	3 916 492	1 085 973	2 730 269
2829190000	Other chlorates	478 000	1 036 286	547 150	1 243 056
2829900000	Bromat dan perbromat, iodat & periodat	7 682	112 443	126 973	666 245
2830100000	Sodium sulphides	1 695 501	3 170 953	1 190 298	2 196 769
2830900000	Other sulphides	556	203 231	2 364	247 080
2831100000	Dithionites and sulphyloxylates of sodium	1 365 502	2 729 010	1 206 827	2 370 627
2831900000	Other dithionites and sulphyloxylates	1 594	33 596	10 980	82 222
2832100000	Sodium sulphites	1 641 181	3 397 746	702 096	1 572 968
2832200000	Other sulphites	161 007	331 314	78 083	185 067
2832300000	Thiosulphates	483 157	614 325	191 696	275 658
2833110000	Disodium sulphate	7 500 186	30 071 513	1 142 888	4 357 412
2833190000	Other sodium sulphates	15 248 379	28 889 214	1 981 144	3 831 345
2833210000	Magnesium sulphate	1 036 071	3 729 200	230 827	738 630
2833221000	Aluminium sulphate : commercial grade	42	598	83	912

I.3. IMPOR MENURUT KOMODITI / IMPORT BY HS COMMODITY
***** MARET/MARCH 2011 *****

H S	Uraian Komoditi Commodity Description	Berat Bersih / Net Weight (Kg)		Nilai / Value C.I.F (US\$)	
		Bulan ini	Kumulatif	Bulan ini	Kumulatif
		Current Month	Cum.Jan. to date	Current Month	Cum.Jan. to date
2833229000	Aluminium sulphate:other grade	0	1 653	0	25 562
2833240000	Nickel sulphate	95 757	161 116	735 154	1 236 814
2833250000	Copper sulphate	1 204 296	2 329 929	2 833 136	5 383 154
2833270000	Barium sulphate	153 887	413 247	149 374	415 804
2833291000	Of chromium or zinc	338 770	1 701 237	196 271	980 602
2833292000	Tribasic lead sulphate	130 020	195 085	105 118	321 690
2833299000	Other sulphate of other material	369 602	921 840	256 723	659 152
2833300000	Alums	50	160 067	935	48 170
2833400000	Peroxosulphates (persulphates)	146 920	459 675	195 144	569 609
2834100000	Nitrites	365 428	608 677	204 604	332 627
2834210000	Nitrates of potassium	87 812	220 699	97 835	224 275
2834290000	Other nitrates	332 927	699 420	240 024	658 031
2835100000	Phosphinates (hypophosphites) andphosponates (phosphites)	103 678	206 124	428 134	821 395
2835220000	Phosphates of mono- or disodium	394 120	740 103	320 374	633 868
2835240000	Phosphates of potassium	129 837	633 250	265 339	1 225 379
2835251000	Dicalcium phosphate, feed grade	3 485 022	9 764 541	1 582 198	4 105 071
2835259000	Oth hypophosphites, phosphonates andand phosphates, polyphos	359 291	800 320	149 800	405 969
2835260000	Other phosphates of calcium	1 705 795	4 501 853	1 202 604	2 780 317
2835290000	Other phosphates	336 709	630 355	237 815	657 665
2835310000	Sodium triphosphate (sodiumtripolyphosphate)	3 193 449	7 068 663	2 891 427	6 167 726
2835391000	Tetranatrium pirofosfat	83 007	157 274	94 730	216 926
2835399000	Other polyphosphates	602 653	1 421 935	1 976 084	3 609 011
2836200000	Disodium carbonate	143 484 919	260 010 539	34 985 401	64 619 244
2836300000	Sodium hydrogencarbonate (sodium bicarbonate)	4 964 715	17 217 142	1 812 802	5 855 481
2836400000	Potassium carbonates	581 280	1 672 844	572 476	1 608 790
2836501000	Calsium carbonate, food or pharmaceu-tical grade	886 638	2 690 878	343 039	941 480
2836509000	Calsium carbonate, other grade	11 637 059	19 221 674	1 825 066	4 131 246
2836600000	Barium carbonate	453 671	950 361	307 254	661 508
2836910000	Lithium carbonates	45 017	88 224	60 304	140 260
2836920000	Strontium carbonate	136 056	284 268	86 752	174 143
2836990000	Other carbonates	791 752	1 870 203	981 086	2 545 081
2837110000	Cyanides and cyanide oxides, of sodium	998 000	1 615 245	1 877 414	3 018 202
2837190000	Other cyanides and cyanide oxides	15 021	22 742	157 318	243 752
2837200000	Complex cyanides	0	228	0	11 611
2839110000	Sodium metasilicates	535 674	1 022 694	277 175	512 303
2839191000	Sodium silicates	3 289 286	7 198 085	935 666	2 128 841
2839199000	Other silicates of sodium	613 429	2 129 015	418 852	1 646 598
2839900000	Other silicates; commerical alkali metalsilicates	823 376	1 659 378	1 182 060	2 540 409
2840110000	Disodium tetraborate (refined borax),anhydrous	0	115	0	5 864
2840190000	Other disodium tetraborate (refinedborax)	4 944 150	15 874 951	3 019 417	9 771 830
2840200000	Other borates	608	65 664	39 201	283 725
2840300000	Peroxoborates (perborates)	34 163	48 786	47 262	64 801
2841300000	Sodium dichromate	101 554	122 470	125 361	150 365
2841500000	Other chromates and dichromates,peroxochromates	7 202	42 715	37 960	176 603
2841610000	Potassium permanganate	20 000	220 021	55 000	593 062
2841690000	Other manganit	1 944	2 069	2 915	3 813
2841700000	Molybdates	668	7 241	7 735	101 293
2841800000	Tungstates (wolframates)	7	1 035	177	15 421
2841900000	Oth salts of oxometallic orperoxometallic acids	20 881	87 767	105 573	433 171
2842100000	Double/complex silicates,includ aluminosilicates w.or not chemica	1 431 275	4 557 239	907 541	2 346 147
2842901000	Sodium arsenite	26 120	68 088	24 347	107 173
2842902000	Copper and/or chromium salts	95 541	95 683	34 263	37 171
2842909000	Oth salts of inorganic acids/peroxoacid	54 413	270 369	543 484	1 525 807
2843100000	Colloidal precious metals	48 485	48 621	17 346	29 968
2843210000	Silver nitrate	537	687	134 375	165 035
2843290000	Other silver compounds	929	8 772	275 002	1 123 031
2843300000	Gold compounds	659	1 284	494 688	1 424 929
2843900000	Other amalgams and other compoundcolloidal precious metals	8 833	12 000	98 486	466 338
2844309000	Ceramics products & mixtures containinguranium depleted in u23!	0	2	0	102
2844401100	Radium and its salts	115	161	29 095	39 792
2844401900	Other radioactive elements & isotopes &compounds, radioactive r	0	138	0	18 778
2844409000	Ceramic products & mixtures containingisotop or compound,radio	1 260	5 332	172 899	1 105 365
2845100000	Heavy water (deuterium oxide)	0	206	0	352
2845900000	Other isotops other than those heading28.44	0	4 871	0	14 638
2846100000	Cerium compounds	3 598	6 638	186 778	319 729
2846900000	Other compounds, inorganic or organicof rare-earth metal	4	24	701	6 084
2847001000	Liquid hydrogen peroxide,whether or notsolidified with urea	922 150	1 745 905	504 371	962 521
2847009000	Hydrogen peroxide, whether or notsolidified with urea other form	23 296	88 527	25 576	69 943
2848000000	Phosphides, whether or not chemicallydefined excluding ferropho	30 366	41 202	101 600	182 744
2849100000	Carbides, whether or not chemicallydefined of calcium	885 875	2 634 235	556 947	1 601 160
2849200000	Carbides, whether or not chemicallydefined of silicon	322 633	516 955	554 597	916 115

I.3. IMPOR MENURUT KOMODITI / IMPORT BY HS COMMODITY
***** MARET/MARCH 2011 *****

HS	Uraian Komoditi Commodity Description	Berat Bersih / Net Weight (Kg)		Nilai / Value C.I.F (US\$)	
		Bulan ini	Kumulatif	Bulan ini	Kumulatif
		Current Month	Cum.Jan. to date	Current Month	Cum.Jan. to date
2849900000	Carbides, whether or not chemically defined of other material	4 842	7 814	99 501	153 996
2850000000	Hydrides, nitrides, azides, silicides and borides	555	1 238	16 288	62 093
2852001000	Mercury sulphate	15	47	3 723	11 022
2852009000	Other compounds, inorganic/organic, of mercury, excluding amalgam	75	167	15 510	34 899
2853000000	Liquid, compressed air, other inorganic (incl distil/conductivity water)	4 833	6 056	31 198	53 854
2901100000	Saturated acyclic hydrocarbons.	1 105 245	2 287 142	1 586 285	3 354 016
2901210000	Ethylene	52 283 267	114 560 492	62 581 298	129 228 234
2901220000	Propene (propylene)	15 213 513	46 157 393	21 114 411	59 596 237
2901230000	Butene (butylene) and isomers thereof	2 504 926	3 482 882	3 932 394	5 160 895
2901240000	Buta-1, 3-diene and isoprene	5 306 550	10 741 174	11 896 712	23 189 241
2901291000	Acetylene	53 828	196 400	32 695	234 877
2901299000	Other unsaturated acyclic hydrocarbons	13 425	95 602	88 949	328 025
2902110000	Cyclohexane	91 970	224 521	202 978	469 878
2902190000	Other cyclanes	219 871	538 586	473 111	1 131 472
2902200000	Benzene	9 669 044	25 967 776	11 242 572	28 602 695
2902300000	Toluene	16 672 308	31 813 246	17 840 998	33 046 522
2902410000	O-xylene	10 521	7 338 342	27 820	8 952 020
2902430000	P-xylene	40 521 444	164 105 096	66 867 144	243 370 193
2902440000	Mixed xylene isomers	4 307 498	11 023 610	4 658 311	11 605 222
2902500000	Styrene	786 721	1 485 354	1 156 393	2 149 369
2902901000	Dodecylbenzene	61 085	258 958	94 826	396 639
2902902000	Alkylbenzenes	52 893	100 281	71 928	145 195
2902909000	Other cyclic hydrocarbons.	957 306	2 163 633	1 790 236	3 696 157
2903111000	Methyl chloride used in the manufacture of herbicides	98 704	378 282	144 845	575 377
2903119000	Other methyl chloride	944	944	7 900	7 900
2903120000	Dichloromethane (methylene chloride)	1 420 541	2 783 221	1 582 617	3 045 010
2903130000	Chloroform (trichloromethane)	4 649	22 218	77 506	197 462
2903150000	1,2-dichloroethane (ethylene dichloride)	41	64	553	1 115
2903190090	Other halogenated derivatives of hydrocarbons	135 435	294 426	144 171	332 712
2903211000	Vinyl chloride monomer (vcm)	9 510 858	28 629 152	8 720 814	26 115 518
2903219000	Other vinyl chloride (chloroethylene)	16 095	126 853	61 678	347 773
2903220000	Trichloroethylene	238 763	676 118	495 911	1 389 762
2903230000	Tetrachloroethylene (perchloroethylene)	105 697	345 569	197 252	633 000
2903290000	Other unsaturated chlorinated derivatives of acyclic hydrocarbons	83 344	171 173	485 911	1 027 379
2903310000	Ethylene dibromide (iso)(1,2-dibromoethane)	0	20 000	0	89 200
2903390000	Other fluorinated, brominated/iodinated	32 000	102 624	200 000	625 735
2903410000	Trichlorofluoromethane	0	11 745	0	69 963
2903470000	Other perhalogenated derivatives	4	5	370	488
2903490000	Derivatives of methane, ethane/propane, halogenated with fluorine	875 507	1 383 101	3 127 474	4 601 532
2903510000	1, 2, 3, 4, 5, 6-hexachlorocyclohexane	0	300	0	22 800
2903610000	Chlorobenzene, o-dichlorobenzene and p-dichlorobenzene	469 501	1 431 823	707 257	2 316 427
2903690000	Other halogenated derivatives of aromatic	54 859	249 477	225 595	669 791
2904100000	Derivatives containing only sulphur groups their salts and ethyl ester	347 150	1 019 929	481 003	1 364 808
2904200000	Derivatives containing only nitro or only nitroso groups	60 017	64 887	148 730	178 164
2904900000	Other derivatives of hydrocarbons, whether or not halogenated	18 252	117 610	47 405	275 278
2905110000	Methanol (methyl alcohol)	22 726 161	61 341 826	8 363 457	22 881 642
2905120000	Propan-1-ol (propyl alcohol) & propan-2-ol (isopropyl alcohol)	1 635 941	5 062 443	2 253 206	6 667 919
2905130000	Butan-1-ol (n-butyl alcohol)	2 988 607	12 072 150	4 996 602	20 141 511
2905140000	Other butanols	477 776	1 622 487	784 414	2 541 097
2905160000	Octanol (octyl alcohol) and isomers thereof	1 520 350	9 230 171	3 242 987	17 508 945
2905170000	Dodecan-1-ol (lauryl alcohol), hexadecan-1-ol, and octadecan-1-ol	50 895	225 208	155 824	573 358
2905190000	Other sulphonated, nitrated/nitrosated	1 654 523	2 770 488	3 081 067	5 088 998
2905220000	Acyclic terpene alcohols	107 409	351 612	1 095 482	3 462 280
2905290000	Other unsaturated monohydric alcohols	53 937	77 218	538 606	939 543
2905310000	Ethylene glycol (ethanediol)	31 261 938	100 480 299	41 275 037	122 345 068
2905320000	Propylene glycol (propane-1, 2- diol)	2 435 359	6 701 979	4 497 898	12 035 480
2905390000	Other diols	216 489	803 754	730 387	2 612 997
2905410000	2-ethyl-2-(hydroxymethyl) propane-1,3-(trimethylolpropane)	51 998	163 988	160 716	442 101
2905420000	Pentaerythritol	351 697	1 403 486	505 510	1 941 694
2905430000	Mannitol	21 034	83 589	139 003	363 314
2905440000	D-glucitol (sorbitol)	237 187	566 702	156 331	418 268
2905450000	Glycerol	161 456	624 382	219 205	638 020
2905490000	Other polyhydric alcohols	111 726	220 078	295 453	691 209
2905590000	Other halogenated, sulphonated, nitrated derivatives of acyclic alcohol	34 872	70 580	152 182	281 811
2906110000	Menthol	60 340	128 377	1 501 300	3 014 448
2906120000	Cyclohexanol, methylcyclohexanols and dimethylcyclohexanols	3	8	43	643
2906130000	Sterols and inositols	18 659	49 659	204 367	571 150
2906190000	Other cyclanic, cyclenic/cyclosterpenic	44 123	115 887	688 161	1 438 985
2906210000	Benzyl alcohol	94 680	148 075	225 610	363 380
2906290000	Other aromatic alcohol	38 057	93 183	221 661	595 595
2907110000	Phenol (hydroxybenzene) and its salts	2 680 533	6 431 329	4 756 706	11 332 875

I.3. IMPOR MENURUT KOMODITI / IMPORT BY HS COMMODITY
***** MARET/MARCH 2011 *****

H S	Uraian Komoditi Commodity Description	Berat Bersih / Net Weight (Kg)		Nilai / Value C.I.F (US\$)	
		Bulan ini	Kumulatif	Bulan ini	Kumulatif
		Current Month	Cum.Jan. to date	Current Month	Cum.Jan. to date
2907120000	Cresols and their salts	18 896	176 112	61 098	474 331
2907130000	Octylphenol, nonylphenol and their isomers, salts thereof	482 591	998 153	1 113 722	2 357 119
2907150000	Naphthols and their salts	7 642	25 738	64 896	152 532
2907190000	Other monophenols	877 727	1 445 455	1 040 755	2 091 691
2907210000	Resorcinol and its salts	49 229	105 928	255 373	572 126
2907220000	Hydroquinone (quinol) and its salts	62 187	107 797	614 050	983 102
2907230000	4,4-isopropylidenediphenol (bisphenola, diphenylolpropane) and i	62 149	156 761	150 550	392 645
2907290000	Other polyphenols; phenol-alcohols	38 149	53 210	226 776	326 131
2908110000	Pentachlorophenol (iso)	36 000	60 000	259 440	433 680
2908190000	Oth derivatives containing only halogensubstituents and their salts	1 756	1 763	9 130	9 308
2908910000	Dinoseb (iso) and its salts	0	20 105	0	74 531
2908990000	Oth derivatives containing only sulphogroups their salts and esters	4 336	24 442	39 961	154 908
2909110000	Diethyl ether	256	291	2 869	3 673
2909191000	Methyl tertiary butyl ether	9 000	9 001	20 650	20 792
2909199000	Other acyclic ethers and their halogenated	2 359	6 380	25 183	62 622
2909200000	Cyclanic, cyclenic or cycloaterpenicethers & their halogenated deriv	17 877	33 905	310 370	582 320
2909300000	Aromatic ethers & their halogenated,sulphonated, or nitrosated d	60 147	185 353	541 402	1 776 725
2909410000	2,2-oxydiethanol (diethylene glycol,digol)	1 034 873	1 615 974	1 196 221	1 882 128
2909430000	Monobutyl ethers of ethylene glycol orof diethylene glycol	1 784 332	4 421 907	3 159 695	7 771 484
2909440000	Other monoalkylethers of ethyleneglycol or of diethylene glycol	433 701	1 420 611	906 739	2 951 162
2909490000	Other ether-alcohols, their halogenatedsulphonated, nitrated deri	601 080	1 861 588	1 666 606	5 790 270
2909500000	Ether-phenols, ether-alcohol-phenols &their halogenated, nitratec	6 711	34 743	71 245	263 570
2909600000	Alcohol peroxides, ether peroxides, ketone peroxides & their halo	112 726	289 838	335 194	702 188
2910100000	Oxirane (ethylene oxide)	5 230	5 615	43 050	66 100
2910200000	Methyloxirane (propylene oxide)	2 390 724	4 915 794	3 633 900	7 576 943
2910300000	1chloro2, 3epoxypropane(epichlorohydrin)	73 063	130 500	225 058	373 026
2910900000	Other epoxides, epoxyalcohols, epoxyphenols & their halogenated	3 029	4 916	31 822	59 734
2911000000	Acetals & hemiacetals, whether or notwith other oxygen function	1 443	7 534	57 240	109 076
2912111000	Formalin	0	145	0	7 375
2912119000	Other methanal (formaldehyde)	5	5	147	147
2912120000	Ethanal (acetaldehyde)	227	883	10 008	25 470
2912190000	Other acyclic aldehydes without otheroxygen function	209 572	423 981	750 106	1 394 950
2912210000	Benzaldehyde	6 612	9 574	22 238	33 540
2912290000	Other cyclic aldehydes without otheroxygen function	111 401	314 489	883 162	2 412 507
2912300000	Aldehyde-alcohols	5 789	15 589	55 793	113 948
2912410000	Vanillin (4-hydroxy-3-methoxybenzal-dehyde)	51 735	124 493	691 165	1 452 911
2912420000	Ethylvanillin (3-ethoxy-4-hydroxyben-zaldehyde)	16 246	52 596	313 541	978 634
2912490000	Other aldehyde-ethers,aldehyde-phenols& aldehydes with other c	23 111	28 255	65 529	149 595
2912500000	Cyclic polymers of aldehydes	5 911	7 618	21 090	39 996
2912600000	Paraformaldehyde	1 103 001	2 507 031	938 091	2 186 725
2913000000	Halogenated,sulphonated,nitrated or nitrosated derivat.of produc	920	2 994	764	21 054
2914110000	Acetone	2 095 474	4 585 208	1 998 195	4 151 617
2914120000	Butanone (methyl ethyl ketone)	5 402 379	10 710 227	9 475 178	19 403 512
2914130000	4-methylpentan-2-one (methyl isobutylketone)	483 334	1 189 805	930 377	2 255 286
2914190000	Other acyclic ketones without otheroxygen function	51 672	118 000	609 990	1 529 718
2914210000	Camphor	51 700	129 224	333 813	682 130
2914220000	Cyclohexanone and methylcyclohexanones	368 008	780 142	895 690	1 852 489
2914230000	Ionones and methylionones	16 597	39 604	201 908	479 680
2914290000	Other cyclenic, cyclenic or cycloaterpenic ketones without oth. o:	162 586	400 405	1 727 828	4 034 971
2914390000	Other aromatic ketones without otheroxygen function	6 501	20 415	82 439	232 722
2914400000	Ketone-alcohols and ketone-aldehydes	338 687	584 956	684 591	1 404 660
2914500000	Ketone-phenols & ketones without otheroxygen function	14 684	52 283	272 357	1 013 774
2914610000	Anthraquinone	4	10 016	122	81 855
2914690000	Other quinones	17 071	23 439	244 257	310 510
2914700000	Halogenated, sulphonated, nitrated ornitrosated derivatives	8 762	17 290	85 306	188 352
2915110000	Formic acid	323 411	939 642	288 602	796 656
2915120000	Salts of formic acid	165 734	597 868	106 922	355 205
2915130000	Esters of formic acid	16 349	75 403	79 521	283 000
2915210000	Acetic acid	11 163 281	29 037 863	5 587 460	14 140 227
2915240000	Acetic anhydride	17 167	68 971	39 159	121 197
2915290000	Other acetic acid and its salts	169 690	535 461	714 444	2 015 534
2915310000	Ethyl acetate	1 457 422	5 142 139	1 594 767	5 416 330
2915320000	Vinyl acetate	5 355 026	13 466 093	4 973 908	12 613 751
2915330000	N-butyl acetate	606 428	1 448 974	961 612	2 228 930
2915360000	Dinoseb (iso) acetate	148	262	1 333	2 653
2915390000	Other esters of acetic acid	1 702 344	3 052 170	3 534 250	7 193 256
2915400000	Mono-, di- or trichloroacetic acids,their salts and esters	204 891	620 491	276 090	731 392
2915500000	Propionic acids, its salts and esters	120 190	391 529	448 828	1 202 928
2915600000	Butanoic acids, pentanoic acids, theirsalts and esters	334 278	799 239	954 861	2 029 925
2915701000	Palmitic acid, its salts and esters	253 126	704 405	565 185	1 579 914
2915702000	Stearic acid	169 799	696 595	355 615	1 271 451

I.3. IMPOR MENURUT KOMODITI / IMPORT BY HS COMMODITY
***** MARET/MARCH 2011 *****

HS	Uraian Komoditi Commodity Description	Berat Bersih / Net Weight (Kg)		Nilai / Value C.I.F (US\$)	
		Bulan ini	Kumulatif	Bulan ini	Kumulatif
		Current Month	Cum.Jan. to date	Current Month	Cum.Jan. to date
2915703000	Salts and esters of stearic acid	332 554	748 339	641 777	1 466 600
2915901000	Acetyl chloride	12 790	32 709	40 005	137 480
2915902000	Lauric acid, myristic acid, their salts and esters	523 508	1 859 010	1 258 596	4 244 018
2915909000	Other saturated acyclic monocarboxylic acids & their anhydrides &	451 104	973 919	1 496 975	3 374 199
2916110000	Acrylic acid and its salts	760 276	1 543 366	2 335 779	4 533 235
2916120000	Esters of acrylic acid	1 364 244	6 396 903	4 045 768	18 759 103
2916130000	Methacrylic acid and its salts	146 286	380 376	516 016	1 285 769
2916141000	Methyl methacrylate	4 070 461	11 674 025	9 703 850	27 533 951
2916149000	Other esters of methacrylic acid	227 465	578 514	859 384	1 995 036
2916150000	Oleic, linoleic or linolenic acids, their salts and esters	117 353	397 412	232 203	725 429
2916190000	Other unsaturated acyclic monocarboxylic acids, their anhydrides & t	172 470	328 207	696 667	1 494 178
2916200000	Cyclanic, cyclenic or cycloterpenic monocarboxylic acids, their anhy	37 059	201 310	1 976 803	6 911 778
2916310000	Benzoic acid, its salts and esters	1 049 461	2 047 071	1 728 941	3 389 483
2916320000	Benzoyl peroxide and benzoyl chloride	41 588	160 097	75 799	241 607
2916350000	Esters of phenylacetic acid	984	1 681	65 727	105 761
2916391000	2,4-dichlorophenyl acetic acid & its salts and esters	154 046	265 295	520 134	873 612
2916399000	Other aromatic monocarboxylic acids, their anhydrides, halides & p	100 012	275 183	608 284	1 482 262
2917110000	Oxalic acid, its salts and esters	94 439	272 602	123 242	290 594
2917121000	Diocetyl adipate (doa)	395 573	948 056	1 079 502	2 639 269
2917129000	Other adipic acid, its salts & esters	53 242	220 071	176 900	624 471
2917130000	Azelaic acid, sebacic acid, their salts and esters	16 455	33 479	78 281	174 252
2917140000	Maleic anhydride	262 055	493 001	426 325	814 227
2917190000	Other acyclic polycarboxylic acids, their anhydrides, halides & pero	312 235	549 992	777 083	1 412 439
2917200000	Cyclanic, cyclenic or cycloterpenic polycarboxylic acids, their anhyd	75 064	135 386	159 186	321 615
2917320000	Diocetyl orthophthalates	318 075	923 822	491 919	1 323 962
2917330000	Dinonyl or didecyl orthophthalates	48 000	240 000	115 907	526 207
2917340000	Other esters of orthophthalic acid	481 164	905 274	1 089 835	2 044 897
2917350000	Phthalic anhydride	3 389 543	9 442 045	4 281 652	11 671 368
2917360000	Terephthalic acid and its salts	4 931 242	11 790 927	7 496 251	16 627 580
2917370000	Dimethyl terephthalate	25 000	50 000	39 875	75 750
2917391000	Triocetyltrimellitate (totm)	53 595	181 595	134 607	441 967
2917392000	Other phthalic plasticizers & esters of phthalic anhydride	55 234	165 727	94 992	280 230
2917399000	Other aromatic polycarboxylic acids, their anhydrides, halides & pe	443 167	1 435 459	790 252	2 553 438
2918110000	Lactic acid, its salts and esters	243 659	605 094	507 974	1 335 635
2918120000	Tartaric acid	19 617	115 424	79 936	302 524
2918130000	Salts and esters of tartaric acid	105 594	188 765	246 932	490 590
2918140000	Citric acid	3 074 236	6 176 155	3 686 598	7 215 877
2918151000	Calcium citrate	96 988	314 668	56 870	236 533
2918159000	Other salts and esters of citric acid	625 953	1 420 830	936 757	2 049 099
2918160000	Gluconic acid, its salts and esters	387 807	1 308 788	434 474	1 375 341
2918190000	Other carboxylic acids with alcohol function but without other oxyge	144 800	293 606	286 532	616 982
2918210000	Salicylic acid and its salts	13 304	67 253	44 302	252 869
2918220000	O-acetylsalicylic acid, its salts and esters	59 312	88 810	160 952	257 506
2918230000	Other esters of salicylic acid & their salts	218 519	454 456	682 068	1 358 337
2918299000	Other carboxylic acids with phenol function but without other oxy	73 221	154 643	456 038	974 009
2918300000	Carboxylic acids with aldehyde/ketone function but without other f	92 354	140 625	1 206 745	2 147 728
2918910000	2,4,5-t(iso) (2,4,5-trichlorophenoxy)acetic	1 920	23 360	15 360	50 880
2918990000	Other carboxylic acids with additional oxygen function, their anhydrid	117 847	263 056	509 103	1 342 848
2919100000	Tris(2,3-dibromopropyl) phosphate	2 328	21 574	52 648	155 613
2919900000	Other phosphoric esters, their salts, including lactophosphates, their haloge	26 260	87 783	81 048	318 051
2920110000	Parathion (iso) & parathion-methyl (iso)	9 042	15 011	62 574	99 849
2920190000	Other thiophosphoric esters, (phosphorothioates) & their salts	2 121	2 536	19 265	28 023
2920901000	Dimethyl sulphate (dms)	3 605	44 486	11 552	65 016
2920909000	Other esters of other inorganic acids of non metals and their salts	53 993	158 342	92 323	389 381
2921110000	Methylamine, di- or trimethylamine and their salts	262 703	492 824	479 576	1 054 682
2921190000	Other acyclic monoamines & their derivatives; salts thereof	1 471 192	3 147 153	2 727 795	5 949 303
2921210000	Ethylenediamine and its salts	352 258	889 338	1 410 769	3 664 041
2921220000	Hexamethylenediamine and its salts	4 381	18 491	74 704	167 377
2921290000	Other acyclic polyamines & their derivatives; salts thereof	334 205	1 034 621	1 035 785	2 879 289
2921300000	Cyclanic, cyclenic or cycloterpenic mono- or polyamines, & their der	728 066	1 547 740	1 467 938	3 141 866
2921410000	Aniline and its salts	191 900	363 300	525 317	953 974
2921420000	Aniline derivatives and their salts	111 484	258 869	420 802	829 531
2921430000	Toluidines & their derivatives; salts thereof	3 085	40 915	9 084	205 750
2921440000	Diphenylamine & its derivatives; salts thereof	7 310	8 893	82 069	93 949
2921450000	1-naphthylamine (alpha-naphthylamine), 2-naphthylamine (beta-n	51 841	136 354	178 935	518 674
2921490000	Other aromatic monoamines & their derivatives; salts thereof	17 737	27 690	48 661	146 179
2921510000	O-, m-, p-phenylenediamine, diaminotoluenes & their derivatives; salt	375 349	856 695	1 394 383	3 022 405
2921590000	Other aromatic polyamines & their derivatives; salts thereof	458 440	882 636	2 347 745	4 737 238
2922110000	Monoethanolamine and its salts	151 491	358 501	250 109	577 481
2922120000	Diethanolamine and its salts	113 050	415 348	168 553	643 608
2922130000	Triethanolamine and its salts	148 481	437 202	265 430	778 581

I.3. IMPOR MENURUT KOMODITI / IMPORT BY HS COMMODITY
***** MARET/MARCH 2011 *****

H S	Uraian Komoditi Commodity Description	Berat Bersih / Net Weight (Kg)		Nilai / Value C.I.F (US\$)	
		Bulan ini	Kumulatif	Bulan ini	Kumulatif
		Current Month	Cum.Jan. to date	Current Month	Cum.Jan. to date
2922191000	Ethambutol & its salts, esters & otherdrv suitable for produc of an	16 598	22 279	284 050	512 508
2922192000	D-2-amino-normal-butyl-alcohol	1	49 075	111	189 868
2922199000	Oth amino-alcohols,phenylpropanolamin hcl, tramadol, ketamin h	20 345	82 633	998 427	2 327 951
2922210000	Amino hydroxynaphthalene sulphonicacids and their salts	211 562	626 676	937 076	2 322 968
2922290000	Other amino-naphthols & other aminophenols	130 058	292 253	915 294	2 037 050
2922390000	Other amino-aldehydes,amino-ketones& aminno-quinones	27 111	45 479	287 049	529 440
2922410000	Lysine and its esters; salts thereof	387 472	1 022 991	736 716	2 515 011
2922421000	Glutamic acid	4 904	8 298	71 270	89 092
2922422000	Monosodium glutamate	1 739 147	4 246 442	2 247 243	5 584 289
2922429000	Salts of glutamic acid	1 570	3 328	7 706	27 663
2922491000	Mephenamic acid and its salts	93 011	207 072	899 658	1 832 795
2922499000	Oth amino acids,o.t.t containing morethan one kind of oxygen fun	357 892	790 049	2 790 530	5 993 903
2922501000	P-aminosalicylic acid & its salts,esterand other derivatives	20 105	72 835	91 942	361 469
2922509000	Oth amino-alcohol-phenols,amino-acidphenols oth amino-comp w	85 818	155 245	731 279	1 354 422
2923100000	Choline and its salts	938 112	2 352 264	1 173 965	2 804 820
2923201000	Lecithins, whether or not chemicallydefined	448 995	1 980 180	500 545	2 106 759
2923209000	Other phosphoaminolipids	227 998	394 300	386 267	780 127
2923900000	Oth quarternary ammonium salts andand hydroxides	408 107	1 466 434	750 028	2 530 149
2924110000	Meprobamate (inn)	1 000	19 600	39 197	69 592
2924120090	Other fluoroacetamide (iso), monocrothopos (iso), phosphamidon	12 850	62 912	83 529	241 765
2924190000	Oth acyclic amides (including acycliccarbamates), & their thrf, salt:	308 180	727 646	803 822	1 956 927
2924211000	4-ethoxyphenylurea (dulcin)	0	168	0	1 712
2924212000	Diuron and monouron	20 900	44 901	117 846	245 915
2924219000	Other ureines & their derivatives;saltsthereof	18 623	66 711	113 596	304 439
2924291000	Aspartame	131 540	281 252	2 419 140	5 203 316
2924292000	Butylphenylmethyl carbamate, methylisopropyl phenyl carbamate	96 000	299 000	347 200	1 062 958
2924299010	Asetaminophen (paracetamol), salicylmide, ethoxybenzamide	773 249	1 959 997	2 840 582	7 317 504
2924299090	Oth carboxamide-function compounds	81 908	233 152	723 809	1 905 728
2925110000	Saccharin and its salts	22 500	108 000	134 400	665 390
2925190000	Other imides & their derivatives, saltsthereof	12 715	28 829	92 783	165 712
2925210000	Chlordimeform (iso)	13	31	302	892
2925290000	Other imines and their derivatives;and salts thereof	88 845	167 112	352 648	793 180
2926100000	Acrylonitrile	1 114 563	1 643 606	2 677 246	3 947 501
2926200000	1-cyanoguanidine (dicyandiamide)	30 899	74 625	68 031	142 867
2926900000	Other nitrile-function compounds.	269 030	573 329	7 969 901	16 932 175
2927001000	Azodicarbonamide	154 068	479 427	317 121	1 098 497
2927009000	Oth diazo-, azo- or azoxy-compounds.	136 756	264 705	411 519	885 595
2928009000	Other organic derivatives of hidrazineor of hydroxylamine	36 667	110 934	282 045	734 588
2929100000	Isocyanates	5 151 209	12 915 409	9 756 822	25 051 431
2929901000	Sodium cyclamate	134 500	170 500	255 650	317 673
2929909000	Other compounds with other nitrogenfunction	18 959	40 584	69 250	289 382
2930200000	Thiocarbamates and dithiocarbamates	467 400	1 065 175	2 525 165	5 833 460
2930300000	Thiuram mono, di or tetrasulphides	28 051	82 595	160 183	310 565
2930400000	Methionine	2 108 523	5 142 764	8 965 815	21 636 627
2930500000	Captafol (iso) & methamidophos (iso)	0	569	0	2 310
2930900000	Other organo-sulphur compounds	1 412 096	2 953 890	5 222 289	10 936 206
2931001000	Tetraethyl lead	159 398	283 667	1 303 397	2 015 062
2931002000	N-(phosphonomethyl)glycine and saltsthereof	3 641 369	6 933 937	10 999 973	20 742 909
2931003000	Ethephone	44 703	80 941	97 090	251 607
2931004000	Organo-arsenic compounds	0	7 000	0	110 950
2931009000	Other organo-inorganic compounds	462 266	1 064 481	1 611 115	3 337 840
2932110000	Tetrahydrofuran	14 958	73 238	71 082	308 629
2932120000	2-furaldehyde (furfuraldehyde)	853	142 289	10 129	387 958
2932130000	Furfuryl alcohol and tetrahydrofurfurylalcohol	85 811	329 216	210 293	792 756
2932190000	Oth compounds containing an unfusedfuran ring in the structure	8 954	23 209	830 650	1 505 818
2932210000	Coumarin, methylcoumarins ðylcoumarins	8 363	42 087	79 164	386 365
2932290000	Other lactones	316 693	505 986	1 191 886	2 496 058
2932930000	Piperonal	9 000	12 000	213 462	290 296
2932991000	Carbofuran	181 879	406 564	2 670 171	5 558 776
2932999000	Other heterocyclic compound withoxygen hetero-atom(s) only.	124 964	442 842	1 849 489	4 302 335
2933111000	Dipyrone (antalgin)	76 174	173 958	790 299	1 628 904
2933119000	Other phenazone (antipyrin) and itsderivatives	15 602	89 488	187 197	1 040 699
2933190000	Oth compounds containing an unfusedpyrazole ring in the structur	37 905	95 858	420 467	5 658 432
2933210000	Hydantoin and its derivatives	186 347	336 112	411 685	684 307
2933291000	Cimetidine	5 209	7 554	150 903	207 454
2933299000	Oth compounds containing an unfusedimidazole ring in the struct	57 740	114 326	605 572	1 676 099
2933310000	Pyridine and its salts	168 636	457 602	613 317	1 713 022
2933320000	Piperidine and its salts	0	1	0	68
2933391000	Chlorpheniramine and isoniazid	17 224	28 209	239 046	492 511
2933392000	Isonicotinic acid hydrazide,& its saltsesters,derived of pharmaceut	466	544	52 581	55 258
2933393000	Paraquat salts	1 826 548	4 251 318	5 221 240	12 308 781

I.3. IMPOR MENURUT KOMODITI / IMPORT BY HS COMMODITY
***** MARET/MARCH 2011 *****

HS	Uraian Komoditi Commodity Description	Berat Bersih / Net Weight (Kg)		Nilai / Value C.I.F (US\$)	
		Bulan ini	Kumulatif	Bulan ini	Kumulatif
		Current Month	Cum.Jan. to date	Current Month	Cum.Jan. to date
2933399000	Oth compounds containing an unfusedpyridine ring in the structur	627 642	1 064 249	3 861 724	8 424 929
2933410000	Levorphanol (inn) and its salts	0	25	0	1 250
2933490000	Oth compounds containing in the struc.a quinoline or isoquinoline	43 453	109 957	593 846	1 530 075
2933520000	Malonylurea (barbituric acid) and itsalts	16	26	1 065	2 319
2933540000	Oth derivatives of malonylurea(barbituric acid), salts thereof	9	21	1 495	4 048
2933591000	Diazinon	23 032	23 033	137 180	137 195
2933599000	Oth compounds contain a pyrimidinering or piperazine ring in the	143 098	280 747	2 322 688	5 007 512
2933610000	Melamine	1 498 202	3 177 005	2 476 811	5 385 339
2933690000	Oth compounds containing an unfusedtriazine ring in the structure	628 353	1 870 332	1 056 470	3 308 647
2933710000	6-hexanelactam (epsilon-caprolactam)	4 433 225	11 188 312	14 023 164	33 005 309
2933720000	Clobazam (inn) and methypylon (inn)	11	11	125 980	125 980
2933790000	Other lactams	37 462	100 256	350 227	746 105
2933910000	Alprazolam(inn), camazepam(inn),chlordiazepoxide(inn), clonazep	275	8 624	186 843	337 620
2933991000	Mebendazole and parbendazole	18 645	29 259	274 121	504 904
2933999000	Other heterocyclic compounds with nitrogen hetero-atom(s) only.	197 500	467 451	2 380 191	4 916 345
2934100000	Compounds containing an unfusedthiazole ring in the	22 031	67 980	405 577	934 602
2934200000	Comp containing in the structure a benzothiazole rind-system, not	115 964	436 071	421 064	1 590 820
2934300000	Comp containing in the structure a phenothiazine ring-system,not	13 863	45 560	144 931	682 202
2934910000	Aminorex(inn), brotizolam(inn), clotiazepam(inn),cloxazolam(inn),	8	4 208	31 250	106 650
2934991000	Nucleic acid and its salts	23 413	42 423	117 917	674 871
2934992000	Sultones, sultams, diltiazem	760	19 205	302 238	1 431 684
2934993000	6-amino penicillanic acid	11 869	39 295	74 450	262 361
2934999000	Other nucleic acids and their salts,whether or not chemically defin	188 081	475 705	5 896 994	14 062 248
2935000000	Sulphonamides.	146 156	404 529	2 448 178	6 382 572
2936210000	Vitamins a & their derivatives	43 960	83 215	1 397 663	2 619 036
2936220000	Vitamins b1 & its derivatives	34 571	74 166	618 426	1 484 184
2936230000	Vitamin b2 & its derivatives	5 573	21 595	334 697	687 121
2936240000	D- or dl-pantothenic acid (vit b3or vit b5 & its derivatives	36 208	110 714	413 468	1 186 535
2936250000	Vitamin b6 & its derivatives	15 166	63 708	289 246	1 014 727
2936260000	Vitamin b12 & its derivatives	2 834	6 968	502 844	1 139 818
2936270000	Vitamin c & its derivatives	240 923	815 275	2 111 338	6 392 730
2936280000	Vitamin e & its derivatives	118 436	227 956	2 175 939	4 503 626
2936290000	Oth vitamins & their derivatives	168 593	303 810	2 065 152	3 544 369
2936900000	Oth vitamin, incl natural concentrates	284 449	720 054	1 942 393	4 466 013
2937190000	Oth polupeptide hormones, proteinhormones	115	171	106 365	116 568
2937210000	Cortisone,hydrocortisone, prednisone &prednisolone (dehydrohyc	652	2 505	436 157	1 726 505
2937220000	Halogenated derivatives ofcorticosteroidal hormones	506	2 258	484 894	3 288 459
2937230000	Oestrogens & progestogens	517	2 483	397 651	2 405 471
2937290000	Oth steroidal hormones	1 207	1 634	622 340	1 569 125
2937310000	Epinephrine	2	3	27 999	32 204
2937400000	Amino-acid derivatives	7 354	53 674	139 417	393 910
2937500000	Prostaglandins,thromboxanes &leukotrienes & their derivatives	0	1	0	2 100
2937900000	Oth hormones	4	10	10 877	33 304
2938900000	Oth glycoside, natural or reproduc andtheir salts, ethers, esters &	1 875	5 387	60 012	206 464
2939110000	Concent of poppy straw, buprenorphinecodein,ethylmorphin,etorj	400	408	168 000	175 127
2939190000	Oth alkaloids of opium	571	1 664	145 720	357 780
2939200000	Alkaloids of chinchona andtheir derivatives, salts thereof	0	26	0	3 714
2939300000	Caffeine & its salts	60 300	159 253	517 240	1 256 042
2939410000	Ephedrine & its salts	1 553	2 183	88 350	125 440
2939420000	Pseudoephedrine (inn) & its salts	7 556	9 710	468 357	643 115
2939490010	Phenylpropanolamine hcl (ppa)	1 044	6 185	47 850	245 731
2939510000	Fenetyline(inn) & its salts	61	63	4 450	4 806
2939590000	Oth theophylline & aminoophylline	10 860	25 165	147 653	1 097 550
2939610000	Ergometrine (inn) & its salts	0	2	0	15 680
2939620000	Ergotamine (inn) & its salts	2	7	20 351	20 525
2939690000	Oth alkaloids of rye ergot	41	77	95 750	246 062
2939919000	Oth cocaine, levometamfetamine	0	100	0	24 000
2939991000	Nicotine sulphate	0	4	0	1 548
2939999000	Oth vegetable alkaloids, natural orreproduc by synthesis & their sa	12 215	24 560	239 719	667 752
2940000000	Sugars, chemically pure, oth thansucrose, lactose, maltose	111 307	188 483	462 952	842 017
2941101100	Amoxicillins & its salts non-sterile	18 900	34 530	605 416	1 168 414
2941101900	Oth amoxicillins	34 675	147 503	998 758	4 321 839
2941102000	Ampicillin & its salts	24 583	31 641	1 548 477	3 047 369
2941109000	Other penicillins, their derivatvs withpenicillanic acid structure; sal	8 091	19 532	982 926	2 744 454
2941200000	Streptomycins & their derivated, saltthereof	3 422	3 422	79 193	79 193
2941300000	Tetracyclines & their derivated, saltthereof	39 669	66 220	643 158	1 101 444
2941400000	Chloramphenicol & its derivated, saltthereof	18 154	24 563	542 191	710 560
2941500000	Erythromycin & its derivated, saltthereof	6 282	14 029	779 865	1 999 428
2941900000	Oth antibiotics(rifampicin, cephalosporin, their deriv,salts thrf, qui	166 004	342 264	7 847 829	16 344 565
2942000000	Oth organic compounds.	299 004	1 111 610	1 858 372	4 164 360
3001200000	Extracts of glands or oth organsor of their secretions	365	8 355	28 286	89 343

I.3. IMPOR MENURUT KOMODITI / IMPORT BY HS COMMODITY
***** MARET/MARCH 2011 *****

H S	Uraian Komoditi Commodity Description	Berat Bersih / Net Weight (Kg)		Nilai / Value C.I.F (US\$)	
		Bulan ini	Kumulatif	Bulan ini	Kumulatif
		Current Month	Cum.Jan. to date	Current Month	Cum.Jan. to date
3001900000	Oth human or animal substanc. prepar.for therapeutic/prophylact	48	53	54 420	90 887
3002101000	Plasma protein solution	1 966	2 013	391 898	397 916
3002102000	Antisera & modified immunologicalprods with or not obtain	10	274	15 615	230 820
3002109000	Oth antisera & blood fractions & modifimmunological prods	7 000	15 913	1 935 856	5 073 397
3002202000	Pertusis, measles, meningitis a/c& poliovaccine	828	2 652	511 200	1 988 358
3002209010	Hepatitis vaccine	1 239	1 996	512 568	724 286
3002209090	Oth vaccine for human medicine	5 886	13 104	2 062 433	4 814 671
3002300000	Vaccines for veterinary medicine	47 009	138 244	2 117 498	6 822 006
3002900000	Oth human blood; animal blood prepfor therapeutic	14 731	45 937	918 619	2 392 226
3003101000	Medicaments cont amoxiclin (inn) notput up in measur doses-for	4 729	12 729	63 100	259 100
3003109000	Oth medicam cont penicllins or drv notput up in measur. doses - fc	10	1 857	2 750	120 069
3003200000	Medicaments cont oth antibiotics	153	286	127 267	381 219
3003390000	Oth medicaments cont hormones oroth prod. - for retai sale	7 894	9 194	34 117	75 717
3003400090	Oth medicaments cont alkaloids orderivat thrf but not cont hori	1 327	1 440	327 559	462 260
3003900000	Oth medicaments cont >=2 constituent	46 859	115 636	349 307	2 511 327
3004101600	Containing ampicillin,amoxycillin orsalts thereof, of a kind taken or	500	500	23 000	23 000
3004101900	Oth medicam cont penicillins or drv putup in measured doses-for r	8 944	38 563	92 410	316 912
3004102900	Medicam cont oth streptomycins ortherderivat other than ointme	762	3 326	108 349	416 231
3004203100	Medicam cont erythromycin or drvthereof for taking orally	50	19 626	35 938	168 237
3004203900	Medicaments cont erythromycin or drvother for taking oralling or	321	562	39 265	53 818
3004207100	Medicam cont tetracyclilns or drvthereof for taking orally	0	95	0	5 204
3004207900	Medicam cont chloramphenicols or drvother for taking oralling or	6 422	18 976	194 045	323 872
3004209100	Medicam cont linc, sulf,iso,pyr or drvthereof for taking orally	1 228	5 249	484 262	929 777
3004209900	Medicam cont gentamycins or drvthereof for injection	21 196	63 218	603 209	2 748 638
3004310000	Medicam cont insulin-but not contantibiotics	3 529	12 372	1 467 189	5 204 427
3004329000	Medic cont oth corticosteroid hormone	1 939	6 264	255 510	856 713
3004390000	Oth medicam cont hormon, adrenalin, othprod of hd 29.37, not cc	52 543	99 779	693 806	1 955 107
3004409090	Medicaments cont morphine or its drv,not for taking orally	21 711	38 818	378 657	629 786
3004501000	Oth medicam cont syrups & drops ofvitamins of a kind suitable for	0	2 955	0	27 136
3004508900	Medicam cont oth b complex vitamin	15 929	17 010	206 965	539 044
3004509000	Oth medicaments cont vitamins oroth prods of heading 29.36	24 048	53 031	566 607	1 637 271
3004901000	Specialised medicines for cancer,aids or oth intractable diseases	5 181	12 710	4 298 551	6 881 041
3004902000	Oth medicam put up in measuredosesclosed sterile water for	84	374	183 456	241 688
3004903000	Antiseptics	10 121	71 371	143 900	381 945
3004904900	Oth anaesthetics cont ketaminlidocain	0	406	0	25 000
3004905100	Analgesics,antipyretics & oth medicamcont acetyl salicylic acid	1 140	1 140	64 553	64 553
3004905900	Oth analgesics, antipyretics & medcomt chlorp maleat,diclof, tram;	154	5 389	134 810	548 124
3004906000	Antimalarials cont artemisinin,primaqartesunate or chloroquine (i	11	11	402	402
3004908000	Transdermal therapeutic systems (tts)patches for cancer or heart (0	1 455	0	97 620
3004909100	Oth medicam put up in measur doses-cont sulpiride(inn),cimetidin	677 584	1 816 306	726 031	1 962 216
3004909200	Oth medicam put up in measur doses-cont piroxicam(inn) or ibupr	7 740	23 155	148 402	453 353
3004909910	Oth medicam put up in measur doses-doses cont phenobarbital,	76	3 570	23 190	146 270
3004909990	Oth infusion fluids; nutritional orelectrolytic solutions	265 220	757 534	17 539 460	43 413 299
3005101000	Adhesive dressing & oth articles coverimpregnant w/ pharmaceuti	11 837	21 956	228 772	431 492
3005109000	Oth adhesive dressings & otharticles having an adhesive layer	11 560	18 350	306 295	452 506
3005901000	Bandages	15 130	54 118	273 256	1 023 361
3005902000	Gauze	12 036	34 831	102 616	258 997
3005909000	Oth wadding, impregnat/coated withpharmaceutic subst or put up	8 291	22 259	417 760	782 287
3006101000	Sterile absorbable surgical or dental yarn; sterile surgical or dental	186	13 211	16 393	180 050
3006109000	Sterile surgical catgut,similar sterilesuture matt & sterile tissue	4 717	15 203	782 607	2 160 782
3006200000	Blood-grouping reagents	1 027	2 521	253 841	643 672
3006301000	Barium sulfate (for taking orally)	26 000	26 000	7 280	7 280
3006302000	Reagents of microbial origin forveterinary	0	145	0	40 239
3006303000	Oth microbial diagnostic reagents	207	1 922	13 814	19 893
3006309000	Oth opacifyng prep for x-ray exam,diagnostic reagents design to b	439 988	591 692	930 628	1 259 762
3006401000	Dental cements & oth dental fillings	1 698	20 991	73 856	280 498
3006402000	Bone reconstruc cements	30	63	1 648	4 900
3006500000	First-aid boxes & kits	438	2 471	20 631	64 639
3006600000	Chemical contraceptive prepbased on hormones	958	25 700	85 567	841 329
3006700000	Gel prep designed to be used in humanor vet medic for parts of th	4 070	22 007	330 391	716 241
3006910000	Appliances identifiable for ostomy use	88	130	6 524	8 643
3101001100	Supplement fertilizers in liquid form,not chemical treat-of solely v	35 537	72 635	55 971	215 535
3101001900	Oth thn supplemnt fertilizr in liquidform,not chemicl treat solely v	310 809	863 866	229 028	544 581
3101009100	Oth animal or vegetable fertilisers,supplement fertilizers in liquid f	5 000	5 000	9 000	9 000
3101009900	Oth animal or vegetable fertilisers,oththn supplemnt fertilizr in liq	21 000	21 000	5 712	5 712
3102100000	Urea, with or not in aqueous solution	15	151	454	2 003
3102210000	Ammonium sulphate	68 080 000	115 858 074	13 972 570	23 545 703
3102290000	Oth double salts & mix of ammoniumsulphate & ammonium nitrat	0	100 019	0	25 150
3102300000	Ammonium nitrate, with or not inaqueous solutions	44 703 944	107 715 186	26 831 309	64 466 804
3102400000	Mixt of ammonium nitrate with calciumcarbonate or oth inorganic	240 003	240 503	76 936	77 046
3102500000	Sodium nitrate	789 197	1 787 218	408 551	931 850

I.3. IMPOR MENURUT KOMODITI / IMPORT BY HS COMMODITY
***** MARET/MARCH 2011 *****

HS	Uraian Komoditi Commodity Description	Berat Bersih / Net Weight (Kg)		Nilai / Value C.I.F (US\$)	
		Bulan ini	Kumulatif	Bulan ini	Kumulatif
		Current Month	Cum.Jan. to date	Current Month	Cum.Jan. to date
3102600000	Double salts & mixtures of calciumnitrate & ammonium nitrate	1 551 743	4 805 153	582 450	1 835 135
3102900000	Oth mineral or chem fertilisers,nitrogenous inc mixt	8 319	38 459	4 459	29 339
3103109000	Other suerphosphates	20 247 100	47 285 000	8 278 894	18 398 643
3103901000	Calcined phosphatic fertiliser	0	48 000	0	39 360
3103909000	Oth mineral or chemical fertilisers,phospatic	83 211 741	313 247 807	8 206 265	32 559 671
3104200000	Potassium chloride	292 986 266	724 999 494	121 762 861	298 491 397
3104300000	Potassium sulphate	1 508 224	2 255 392	829 767	1 272 690
3104900000	Oth potassium salts	7 789 494	16 677 386	3 414 556	7 619 895
3105100000	Mineral or chemic fertilisers,tablet orsimilar forms-pack of a weight	8	384 288	100	207 737
3105200000	Mineral or chemical fertiliser cont theelements nitro,phosphor & r	24 015 695	50 469 864	13 960 410	28 392 548
3105300000	Diammonium hydrogenorthophosphate(diammonium phosphate)	3 298 882	9 695 444	2 058 463	5 283 795
3105400000	Ammonium dihydrogenorthophosphate(monoammonium phosph	33 809	2 657 797	59 579	1 645 564
3105510000	Oth mineral or chemical fertiliserscont nitrates & phosphates	7 215 482	7 221 062	2 822 924	2 843 910
3105590000	Oth mineral or chemical fertiliserscont nitrogen & phosphorus	361 661	1 020 714	696 991	2 116 352
3105600000	Mineral or chemical fertilisers contelements phosphorus & potassi	92 000	179 248	132 112	234 220
3105900000	Oth mineral or chemical fertilisers, intablets or in pack < 10kg	56 962	78 182	75 581	338 356
3201100000	Quebracho extract	18 144	80 094	46 000	141 875
3201200000	Wattle extract	20 322	59 386	30 475	98 297
3201909000	Oth tanning extract of vegetable origintannis & their salts, esters &	4 760	11 509	24 920	60 082
3202100000	Synthetic organic tanning substances	415 773	877 495	657 324	1 543 918
3202900000	Oth inorgan tanning subst;tanning prepwith or not cont natural ta	323 683	672 830	401 612	821 514
3203001000	Coloring matter of vegetable or animalsuitable for use in food or d	7 034	16 327	106 713	369 473
3203009000	Oth coloring matter of vegetable oranimal not suitable for use in f	1 625	2 407	206 071	321 870
3204111000	Disperse dyes crude & prep based& preparat based thereon, crude	1 057 941	2 345 096	5 659 618	13 226 680
3204119000	Other disperse dyes and preparationbased thereon	646 263	2 012 467	3 375 031	9 602 722
3204121000	Aciddyes whether or not premetallised	142 834	245 760	796 203	1 379 781
3204129000	Oth acid dyes whether or not premetallised & preparation based t	28 222	103 198	207 762	576 125
3204130000	Basic dyes & preparat based thereon	83 761	204 458	368 503	1 012 256
3204140000	Direct dyes & preparat based thereon	296 561	855 523	1 158 607	3 414 185
3204150000	Vat dyes (incl those usable in thatstate pigments) & prep based th	184 130	606 574	2 062 764	4 800 729
3204160000	Reactive dyes & preparations basedthereof	974 774	2 164 669	5 043 331	10 217 568
3204170010	Synthet organ pigment in powder form	893 505	2 471 206	7 650 633	20 414 717
3204170090	Other pigments & preparat basedthereon	858 852	1 958 694	3 728 069	10 120 121
3204190000	Oth synthetic organic coloring matter,incl mix of coloring	349 781	1 199 417	1 488 898	3 990 854
3204200000	Synthetic organic prods of a kindused as fluorescent brightening a	385 400	1 057 208	2 543 332	6 706 535
3204900000	Oth synthetic organic coloring,matter, w/ or not chemically define	374 788	786 312	1 299 701	2 884 128
3205000000	Color lakes; preparat as specified inbased on color lakes	149 119	438 007	661 601	1 557 660
3206111000	Pigment base on titanium dioxidecont weight >= 80 %, on dry mat	6 454 521	17 231 785	18 306 323	48 099 585
3206119000	Preparate base on titanium dioxide,cont weight >= 80 %, on dry m	387 058	854 120	1 307 057	2 899 168
3206191000	Pigment base on titanium dioxidecont weight < 80 %, on dry matte	292 751	644 348	907 378	2 126 371
3206199000	Preparate base on titanium dioxide,cont weight < 80 %, on dry ma	235 635	633 147	1 051 472	2 930 769
3206201000	Chrome yellow,chrome green,molybdatorange/red base on chrom	66 629	211 016	297 981	895 724
3206209000	Oth pigments & prep based onchromium compounds	36 905	66 886	381 736	763 330
3206411000	Preparations of inorganic pigmentsultramrine pre based thereon	28 021	31 564	64 379	96 614
3206419000	Oth ultramarine & preparationsbased thereon	124 692	430 274	131 812	804 149
3206421000	Prep of inorganic pigments- lithophonebased on sulphide	980	49 930	9 820	46 100
3206429000	Oth lithophone & oth pigments & prepbased on sulphide	171 230	299 947	143 327	233 543
3206491000	Prep of inorganic pigment based on othhexacyanoferrat (ferro&fe	192 659	398 140	428 532	1 126 743
3206499000	Oth pigment & prep based on hexacyanoferrates(ferrocyanides &	343 454	981 267	3 003 936	7 148 251
3206501000	Prep of inorganic pigment of akind used luminophores	28 840	86 714	247 919	735 244
3206509000	Oth inorganic prods of a kindused as luminophores	159 690	556 043	572 316	1 599 782
3207100000	Prepared pigments, prep opacificersprep colors & similar prep	824 516	2 245 918	2 883 692	7 989 512
3207201000	Enamel frits	344 253	1 055 904	453 909	1 341 950
3207209000	Oth vitrifiable enamels & glazes,engobe (slips) similar prep	704 164	1 867 206	3 026 776	4 081 360
3207300000	Liquid lustres & similar preparations	8 392	72 211	179 906	579 810
3207400000	Glass frit & oth glass, in the formof powder granules or flakes	6 378 395	18 364 356	3 867 032	10 468 779
3208101100	Varnishes>100-c hr, based on polyesterfor dental use, dispersed in	1	61	32	398
3208101900	Oth varnishes based on polyesters<100-c hr,dispers in a nonaqueou	81 290	150 460	416 269	853 459
3208109000	Other paints & varnishe (incl enamels & lacquers polyester dispers,	536 376	1 158 730	2 613 659	5 990 102
3208204000	Anti-fouling/anti-corrosive paints forships hull base on acrylic/viny	111 961	284 150	475 491	1 147 111
3208207000	Varnishes (including lacquers), of akind used in dentistry	22 670	44 934	61 056	161 211
3208209000	Other paints & varnishes (incl enamels& lacquers) based on acrylic,	359 330	1 495 139	1 981 004	7 271 829
3208901100	Varnishes (incl.lacquers),exceed >=100Heat-resistant used in den	2 001	13 038	34 017	113 849
3208901900	Varnishes (incl.lacquers),exceed >=100Heat-resistant used in oth	250 293	1 002 847	1 694 298	5 061 997
3208902100	Varnishes (incl.lacquers),exceed <100Heat-resistant used in denti	91	91	647	647
3208902900	Varnishes (incl.lacquers),exceed <100Heat-resistant used in oth tl	226 497	551 971	1 711 058	3 823 999
3208909000	Oth paints & varnishesdispersin a nonaqueous	645 948	1 629 550	3 645 696	9 240 456
3209101000	Varnishes(inc lacquer)>100C hr-acrylicvinyl polymer, dispers in a a	140 985	452 995	340 434	1 413 710
3209104000	Leather paints-based on acrylic orvinyl polymers dispers in a aque	11 193	34 709	34 219	86 979
3209105000	Anti-fouling/corrosive paints for shipshulls-acrylic/vynil polymers	26 673	62 406	63 099	131 167
3209109000	Oth paints & varnishes dispersa aqueous medium	377 030	1 052 806	982 952	2 726 712

I.3. IMPOR MENURUT KOMODITI / IMPORT BY HS COMMODITY
***** MARET/MARCH 2011 *****

H S	Uraian Komoditi Commodity Description	Berat Bersih / Net Weight (Kg)		Nilai / Value C.I.F (US\$)	
		Bulan ini	Kumulatif	Bulan ini	Kumulatif
		Current Month	Cum.Jan. to date	Current Month	Cum.Jan. to date
3209900000	Oth paints based on others varnishesdispers in a aqueous medium	808 043	2 029 338	2 280 032	5 922 427
3210001100	Varnishes (incl lacquers) > =100C hrof a kind used for finishing leat	248	1 827	480	8 551
3210001900	Varnishes (incl lacquers) < 100C hrof a kind used for finishing leath	62 782	95 781	138 002	265 587
3210003000	Prepared water pigments of a kindused for finishing leather	21 932	104 837	52 392	411 460
3210005000	Polyurethane tar coatingof a kind used for finishing leather	33 434	78 053	167 895	419 268
3210009000	Other paints & varnishesof a kind used for finishing leather	155 013	496 997	496 709	1 540 100
3211000000	Prepared driers	80 704	267 231	310 026	874 536
3212100000	Stamping foils	88 931	210 042	577 843	1 597 929
3212901100	Aluminium paste	175 905	451 736	1 222 853	3 143 404
3212901200	Oth pigments (incl metallic powder & flakes),for leather-dispers,no	43 414	98 871	141 672	293 710
3212901900	Oth pigments (incl metallic powder & flakes), dispers in non-aqueo	128 211	394 617	921 908	2 484 193
3212902100	Dyes or oth coloring matter in formsfor ret sale-suitable for food c	0	889	0	3 054
3212902900	Oth dyes or oth coloring matter informs or pack for retail sale	42 418	122 254	335 355	976 318
3213100000	Colors in set, in tablet, tubes, jars,bottles, pans or in similar forms/	95 849	271 481	424 510	1 181 200
3213900000	Oth artist, students or signboard, intablet,tubes,jars,bottles, pans	35 723	72 786	50 573	217 959
3214100000	Glaziers putty, grafting putty, cementscaulking compound	405 328	892 650	1 673 696	3 875 535
3214900000	Oth painters fillings; non-refractorysurfacing preparat for facades	994 969	1 858 140	1 630 587	4 243 429
3215111000	Printing uv curable inks-black	4 632	25 392	44 771	224 014
3215119000	Printing other than uv curable inks-black	125 210	380 565	1 101 671	4 532 792
3215190000	Printing inks, other than black	619 904	1 630 028	4 132 044	12 837 303
3215901000	Carbon mass for one time carbon paper	34 337	35 077	72 022	88 121
3215906000	Drawing ink and writing ink	35 153	87 471	315 265	795 265
3215909000	Oth printing ink, writing/drawing inkwith or not concentrated or si	104 292	302 806	1 081 783	2 478 179
3301120000	Pharmaceutical grade - of orange andoth essential oils of orange	47 489	126 169	247 213	665 505
3301130000	Pharmaceutical grade - of lemone andoth essential oils of lemone	17 422	24 298	675 359	807 927
3301190000	Other essential oils of citrus fruit	122 050	189 750	291 961	589 598
3301240000	Essential oils - of peppermint(mentha piperita)	4 805	13 164	82 966	239 433
3301250000	Pharmaceutical grade - of oth mintsoth essential oils of oth mints	10 663	53 331	339 613	536 789
3301291100	Pharmaceutical grade of lemon grass ofcitronela, cinnamon, ginge	40	41	2 206	2 234
3301291900	Oth pharmaceutical grade-essential oilsoth than those of citronella;	217 018	433 546	3 039 793	5 564 156
3301299100	Oth pharmaceutical grade of lemongrass of citronella, cinnamon, g	44 580	44 932	12 486	31 152
3301299900	Oth essential oils-oth thanpharmaceutical grade	63 024	126 706	1 121 527	2 340 239
3301300000	Resinoids	3 625	61 688	101 603	299 325
3301901000	Aqueous distillates & solutions ofessential oils suitable for medic u	35 831	72 331	109 146	211 956
3301909000	Oth essential oils (terpeneless or not),incl concretes& absolutes; ri	50 853	104 084	772 216	1 519 631
3302109000	Oth mixed of odoriferous of a kind usedin the food or drink indust	180 119	438 150	2 458 735	5 498 596
3302900000	Oth prep based on odoriferous substancesfor the manufacture of l	1 923 247	4 570 482	25 630 459	61 772 672
3303000000	Perfumes & toilet waters	111 677	263 099	5 774 597	15 744 085
3304100000	Lip make-up preparations	26 984	52 650	772 524	1 672 978
3304200000	Eye make-up preparations	35 240	66 155	845 508	1 699 614
3304300000	Manicure or pedicure preparation	2 800	3 919	45 369	63 479
3304910000	Powders, whether or not compressed	67 772	124 542	807 236	1 794 498
3304991000	Face & skin creams & lotions	347 887	1 167 050	4 298 544	11 532 283
3304992000	Anti-acne creams	41	76	575	2 357
3304999000	Oth beauty/make-up prep & prep for thecare of the skin (oth than	135 286	316 731	2 558 118	5 420 632
3305100000	Anti-mycosis shampoos & othershampoos	2 186 963	6 053 191	9 474 802	26 460 108
3305200000	Preparat for permanent waving orstraightening	26 894	118 525	123 695	379 518
3305300000	Hair lacquers	17 172	37 318	176 574	393 035
3305900000	Others preparations for use on the hair	390 628	896 398	2 092 206	4 888 231
3306101000	Prophylactic pastes & powders	78 643	231 783	463 512	1 225 349
3306109000	Others dentifrices	4 953	22 569	40 042	113 567
3306200000	Yarn used to clean between the teeth(denital-floss)	483	1 983	8 176	38 490
3306900000	Oth prep for oral/dental hygiene, incl.denture fix-ative pastes & pc	3 740	141 590	40 747	308 034
3307100000	Pre-shave, shaving or after-shavepreparations	9 931	59 779	393 225	925 792
3307200000	Personal deodorants & antiperspirants	103 167	212 959	929 295	1 866 048
3307300000	Perfumed bath salts & oth bathpreparations	159 665	285 925	351 111	618 026
3307410000	Oth agarbatti & oth odoriferous prep.which operate by burning	216 201	1 041 703	181 969	809 169
3307491000	Room perfuming preparations	19 049	75 896	110 271	428 685
3307499000	Oth prep for perfuming or deodor rooms,incl odoriferous preparat	36 559	92 910	200 045	493 169
3307901000	Animal toilet preparations	6 288	25 267	9 344	36 160
3307902000	Contact lens solution	82 121	213 027	331 224	783 809
3307903000	Papers & tissues, impregnated or coatedwith perfume or cosmetic	21 902	101 023	42 029	315 247
3307904000	Other perfumery or cosmeticsincluding depilatories	0	21 556	0	148 267
3307909000	Oth pre-shave, cosmetic or toilet prep,prep rooms deodorisers, w/	10 780	35 488	141 193	280 140
3401111000	Soap, organic surface-active-for toiletuse-medicated prods	19 643	101 215	23 459	134 508
3401112000	Bath soap	429 467	1 328 702	1 008 900	2 274 200
3401113000	Oth toilet use,of felt or nonwovens, impregnated,coat with soap o	1	1	5	5
3401119000	Oth soap & organic surface fortoilet use	5 383	16 179	37 448	76 692
3401191000	Oth than for toilet use-felt/nonwovensimpregnated,coat with soap	328	328	6 815	6 815
3401199000	Oth soap & organic surface other thanfor toilet use	3 644	4 003	17 122	21 183
3401201000	Soap in oth form for flotation deinkingor recycled paper	0	6	0	707

I.3. IMPOR MENURUT KOMODITI / IMPORT BY HS COMMODITY
***** MARET/MARCH 2011 *****

HS	Uraian Komoditi Commodity Description	Berat Bersih / Net Weight (Kg)		Nilai / Value C.I.F (US\$)	
		Bulan ini	Kumulatif	Bulan ini	Kumulatif
		Current Month	Cum.Jan. to date	Current Month	Cum.Jan. to date
3401209000	Soap in oth forms, other than chips	94 218	600 798	185 580	1 389 180
3401300000	Organic surface-active prods & prep forwashing in the liquid, put f	25 629	72 762	337 912	892 232
3402111000	Organic surface-active agents, with/notfor retail sale; sulphated fa	51 571	126 934	199 839	467 937
3402112000	Wetting agents used in the manufactureof herbicide	200 670	251 186	606 387	718 449
3402119000	Oth anionic-organic surface-active agentwith or not put up for ret	712 915	1 793 574	1 753 333	4 271 711
3402121000	Wetting agents used in the manuf ofherbiced-cationic	68 973	210 631	121 874	441 410
3402129000	Oth cationic-organic surface-activeagent with/not put up for retail	1 135 137	2 467 764	3 187 955	6 663 982
3402130000	Organic surface-active agents,with ornot for retail sale; non-ionic	2 139 648	5 811 317	5 822 170	15 583 271
3402190000	Oth organic surface-active agents,withor not up for retail sale	1 322 338	3 006 129	2 802 587	6 462 610
3402201100	Anionic surface active prep. in liquidform-put up for retail sale	94 274	122 717	227 487	422 776
3402201200	Anionic washing prep & cleaning prep,incl bleach cleans,liquid forr	154 703	297 031	603 144	1 135 455
3402201300	Oth surface active preparations- inliquid form, for retail sale	84 938	204 207	103 020	240 379
3402201900	Oth wash prep & clean prep,incl bleachcleans & degreas prep,liqui	223 848	581 957	590 038	1 903 341
3402209100	Anionic surface active prep. oth thanin liquid form-for retail sale	652	20 495	4 969	19 269
3402209200	Anionic washing prep &clean prep, inclbleach,cleans-oth than liqui	431	844	1 588	2 602
3402209300	Oth surface active preparation-oth thanin liquid-for retail sale	17 587	34 984	64 371	121 632
3402209900	Oth wash prep & clean prep,incl bleachcleans, oth than liquid, reta	140 669	319 329	425 255	1 146 599
3402901100	Anionic surface active preparat-liquidnot put up for retail sale	323 505	935 377	982 573	2 597 151
3402901200	Oth anionic wash prep & clean prep,incl wash prep,liquid,not for retail	54 281	433 876	176 781	997 392
3402901300	Anionic washing prep.or cleaningincl.bleaching, cleansing or degre	371 844	1 136 533	743 585	2 088 263
3402901400	Oth organic surface active in liquidform, wetting agents	36 504	46 920	91 517	114 363
3402901500	Oth organic surface active in liquidform, not wetting agents	213 920	439 112	887 134	2 127 474
3402901900	Oth wash prep & clean prep,incl bleachcleans, in liquid-not for ret	232 588	611 909	744 283	1 756 955
3402909100	Anionic surface active preparations,oththan liquid- not for retail sa	16 852	25 867	67 987	92 200
3402909200	Anionic wash prep & clean prep,inclbleach,cleans-not liquid-not re	173 161	321 636	147 677	614 493
3402909300	Anionic surface-active prep,not liquidform not for retail sale	400 642	938 173	554 205	1 248 616
3402909400	Anionic surface-active prep, not liquidform, wetting agents not for	23 231	46 563	50 077	98 668
3402909500	Anionic surface-active prep, not liquidform,not wett agents not fo	988 976	2 063 854	1 982 094	4 005 978
3402909900	Oth wash/lean prep,incl bleach cleansoth than liquid-not for retail	394 718	882 479	1 360 362	2 989 556
3403111100	Liquid lubricating oil prep, for treatmof textile,or oth materials, co	74 418	127 799	220 076	390 750
3403111900	Oth liquid preprtion for the treatmenttextile or oth materials, conti	23 079	77 481	56 437	169 608
3403119000	Oth prepar for the treatment of textilematerials,oth than liquid,co	281 731	529 904	819 134	1 664 850
3403191100	Liquid oil for aircraft engine cont.petroils/oils obtain. bituminous r	6 118	13 016	52 540	113 868
3403191200	Other liquid prep content silicone oil,cont petrole oils,or bituminoi	24 510	38 686	136 167	218 685
3403191900	Other liquid for other purposes contpetrol oil or bituminous miner	3 111 840	9 035 379	6 961 719	19 715 393
3403199000	Oth lubricating prep cont petroleum oil	894 104	2 515 037	2 552 816	7 145 163
3403911100	Liquid prep cont silicone oil-for treatof textile,or oth matt,not cont	72 522	186 996	346 522	835 461
3403911900	Liquid prep for treatment of textilemater,not cont petroleum oil &	364 761	758 444	1 141 878	2 208 868
3403919000	Liquid preparat for treatment of textilor the materials, not cont pe	706 198	1 895 418	1 857 868	4 967 153
3403991200	Other liquid prep content silicone oilcont petrol oil,or bituminous i	11	60	298	2 148
3403991900	Other liquid for other purpose not contpetroleum oil or bituminou	84 839	242 530	214 884	677 982
3403999000	Preparat for treat of textile,leatheroth mater,not cont petrol oil,nc	316 167	1 021 329	1 722 767	5 755 224
3404200000	Artificial waxes & prepared waxes,ofpoly(oxyethylene) (polyethyle	332 411	912 151	701 805	2 064 654
3404900000	Oth artificial waxes & prepared waxes.	1 295 444	3 388 591	3 217 774	8 214 141
3405100000	Polishes, creams & similar preparat forwear or leather	14 667	41 987	111 863	268 663
3405200000	Polishes,creams & similar prep for themaintenance of wooden fur	2 148	3 235	25 922	42 198
3405300000	Polishes & similar prep for coachwork,other than metal polishes	21 838	48 302	52 129	120 957
3405401000	Abrasive lapping & honing,in the formof flour,scouring pastes & pc	2 690	3 159	24 498	30 123
3405409000	Oth scouring pastes & powders & otherscouring preparations	23 564	123 012	92 409	525 418
3405901000	Metal polishers	83 570	139 325	141 605	339 134
3405909000	Oth polishes & cream, for footwear,furniture, floors	119 873	317 737	212 181	780 596
3406000000	Candles, tapers & the like.	90 508	319 581	207 363	611 021
3407001000	Modelling pastes, incl those put up forchildrens amusement	22 052	38 239	37 319	118 547
3407002000	Prep known as "dental wax", in sets, inpackings,retail sale or in pla	44	998	269	3 049
3407003000	Other preparations for use in dentistry,with a basis of plaster (of c	27	6 789	7 144	78 166
3501100000	Casein	292 814	762 835	2 383 860	6 074 076
3501901000	Caseinates & other casein derivatives	85 155	245 015	789 881	2 141 647
3501902000	Casein glues	137	596	2 155	7 490
3502110000	Egg albumin - dried	0	735	0	11 025
3502200000	Milk albumin,incl concentrates of >= 2whey proteins	53 408	157 314	300 101	647 575
3502900000	Oth egg albumin	0	4	0	732
3503001000	Glues of animal origin	38 216	74 051	475 797	1 015 877
3503002000	Gelatin in powder form with bloatinglevel a-250 or b-230 or more	56 975	128 350	185 591	432 268
3503003000	Isinglass	0	460	0	26 220
3503009000	Oth gelatin derivatives,isinglass,otherglue of animal origin,excl cas	359 550	716 165	2 174 243	4 071 454
3504000000	Peptones and their derivatives, otherprotein substances and their	853 267	2 262 068	2 631 744	6 593 511
3505101000	Dextrins, soluble or roasted starches	6 043 464	15 744 707	4 522 036	12 671 602
3505109000	Oth dextrins & oth modified starches	4 605 769	14 424 420	4 777 634	14 758 441
3505200000	Glues based on starches/dextrins	301 568	1 377 731	847 000	2 911 352
3506100000	Prods suitable for use as glues/adhesivefor ret sale as glues/adhes	425 004	1 271 324	1 981 192	5 398 140
3506910000	Adhesives based on polymers of heading39.01 to 39.13 or on rubb	2 497 830	5 794 587	7 157 940	17 239 815

I.3. IMPOR MENURUT KOMODITI / IMPORT BY HS COMMODITY
***** MARET/MARCH 2011 *****

H S	Uraian Komoditi Commodity Description	Berat Bersih / Net Weight (Kg)		Nilai / Value C.I.F (US\$)	
		Bulan ini	Kumulatif	Bulan ini	Kumulatif
		Current Month	Cum.Jan. to date	Current Month	Cum.Jan. to date
3506990000	Oth prepared glues & oth prepared adhesives, nes	1 192 988	3 060 272	4 854 574	12 977 902
3507100000	Rennet & concentrates thereof	735	1 049	40 158	58 644
3507900000	Oth enzymes; prepared enzymes nes or include	650 530	1 386 757	3 990 033	8 700 761
3601000000	Propellent powders	48 000	48 004	893 710	894 014
3602000000	Prepared explosive, oth than propellent powders	233 717	358 559	1 390 296	2 379 645
3603001000	Semi-fuses, elemented caps, signal tubes	75 281	182 719	2 824 475	5 730 510
3603002000	Safety fuses or detonating fuses	0	89 947	0	633 377
3603009000	Oth safety fuses, detonat fuses, percussion detonat caps, igniters, e	100 592	3 750 106	2 971 923	5 130 153
3604100000	Firecrackers and other fireworks	397 987	1 155 256	436 852	1 345 131
3604909000	Oth signalling flares, rain rocket, for signal & oth pyrotechnic article	0	32 783	0	279 906
3606100000	Liquid/liquified-gas fuel in containers used for filling or refilling <= :	44	13 710	25	16 595
3606901000	Solid or semi-solid fuels, solidified alcohol & oth similar prepared fi	0	6	0	84
3606902000	Lighter flints	2 679	13 121	28 384	129 274
3606904000	Resin torches, lighters & the like	0	871	0	851
3606909000	Oth articles of combustible material as specified note 2 to this chap	691	6 282	19 072	55 974
3701100000	Photographic plates & film in the flat for x-ray	47 320	166 318	911 165	2 762 833
3701200000	Instant print film	1 191	3 490	15 004	30 723
3701300000	Oth plates & film, with any side > 255 mm specially for printing indu	336 092	852 516	2 042 225	5 067 384
3701990000	Oth plates & film photograp (polychrome) specially manuf for printi	99 127	252 666	117 929	381 520
3702100000	Film for x-ray	1 872	4 715	13 120	121 141
3702310000	Oth film, without perforat, of width not exceed 105 mm for photogr	328	328	2 935	2 935
3702324000	Instant print film in bands of width >= 16 mm & length >= 120m	0	2 183	0	15 075
3702329000	Oth film with silver halide emulsi, of a width < 105 mm	319	12 351	137	9 471
3702393000	Oth infra red transparent film, of a width < 105 mm	70	70	793	793
3702399000	Oth film without perforations of a width < 105 mm	3 923	6 639	17 456	20 955
3702419000	Film for use oth than in medical, surgical, dental or veterinary scien	0	206	0	1 006
3702433000	Infra red transparent film, width > 610 mm, length < 200 m	17 941	21 400	168 583	187 239
3702435000	Film, width > 610mm, length < 200mm specially prepared for medica	10 498	18 599	151 261	236 336
3702439000	Oth film of width > 610 mm & length < 120 m	5 064	18 505	74 827	229 774
3702443000	Infra red transparent film, 105mm < width < 610mm	3 011	9 446	50 873	97 713
3702445000	Film, 105mm < width < 610mm, specially prepared for medical servic	29 380	35 580	414 935	505 866
3702449000	Oth film, 105mm < width < 610 mm & length < 120m	410	11 889	7 164	94 932
3702529000	Film for color photo width < 16mm, length > 14 m	0	62	0	6 640
3702549000	Oth film for color photo 16mm < width < 35mm, length < 30m, oth tha	5 153	10 849	189 876	374 616
3702552000	Film for color photo 16mm < width < 35mm, length < 30m, for cinem	7	18 299	1 117	627 438
3702565000	Film width > 35mm, for color photograph specially prepared for me	0	87	0	2 332
3702914000	Infra red transparent film oth than color photog width < 16mm	0	24	0	145
3702956000	Film oth than for color photo width > 35 mm prepared for medical	0	8	0	167
3702959000	Oth film oth than for color photography	766	5 502	3 963	17 374
3703100000	Photographic paper, paperboard & textil, unexposed, rolls, width of	88 312	192 042	545 225	1 111 867
3703200000	Oth photograph paper, sensitiz, unexposed for color photography	106 623	454 360	725 302	2 918 482
3703900000	Oth photograph paper, paperboard & text sensitised, unexposed.	36 488	82 322	249 198	427 725
3704001000	Plate & film for x-ray, unexposed but not developed	492	515	12 146	14 226
3704009000	Oth photograph plates, film, paper, paper-board & textiles, expos bu	7 895	19 727	28 543	74 971
3705100000	Photograph plates & film, exposed & developed, for offset reprodu	10 418	38 518	13 768	40 610
3705901000	Photograph plates & film, exposed & developed, for x-ray	0	122	0	4 766
3705909000	Oth photograph plates & film, expos & developed, oth than cinemat	9 466	18 768	46 787	104 532
3706101000	Newsreels, travelogues, technical & scien-tic film exposed & develop	0	9 154	0	678 304
3706109000	Oth cinematograph film, expos & developed of a width >= 35 mm	561	1 550	38 752	99 577
3706909000	Oth cinematographic film, expos & developed with or not incorporating	3	76	324	2 028
3707100000	Sensitising emulsion, for photo use (oth than varnishes, glues, adhe	1 241	11 256	7 761	69 230
3707901000	Flashlight materials, unmixed prods for photog uses, put up in meas	8	4 425	25	14 647
3707909000	Oth chemical prep for photographic uses, put in measur portions, r	524 232	1 179 366	2 006 384	4 414 549
3801100000	Artificial graphit, in the form of paste blocks, plates or oth semiman	72 619	335 276	277 161	870 926
3801200000	Colloidal/semi-colloidal graphite, in pastes, blocks, plates or oth sen	26 599	28 703	89 063	93 859
3801300000	Carbonaceous pastes for electrodes & similar paste & for furnace li	510 243	2 217 507	408 994	1 848 598
3801900000	Oth artificial graphit; colloidal or semigraphite, pastes, blocks or pla	40 110	145 103	310 904	1 267 250
3802100000	Activated carbon, including spent animal black	231 891	1 094 482	635 856	2 040 017
3802902000	Activated clays & activated earth, incl spent animal black	404 927	839 280	103 273	233 731
3802909000	Oth activat natural mineral prod, animal black include spent animal	760 460	1 848 610	913 526	2 251 971
3803000000	Tall oil, whether or not refined.	44 238	75 468	95 700	268 799
3804001000	Concentrated sulphite lye	72 202	362 313	28 708	248 382
3804009000	Oth residual lyes from woodpulp with or not concentrat, desugar or	855 754	2 087 851	1 410 576	3 776 960
3805100000	Gum, wood or sulphate turpentine oils	13 162	19 556	35 390	49 523
3805900000	Oth terpenic oil produc by the distillat of coniferous wood & oth ci	258 595	528 899	976 365	1 931 208
3806100000	Rosin & resin acids	35 976	470 350	110 110	1 497 878
3806200000	Salt of rosin, of resin acid, of drv or resin acid, oth than salt of rosin :	0	32 077	0	131 219
3806309000	Ester gums - in oth forms	127 574	355 394	546 839	1 436 842
3806909000	Oth derivates rosin & resin acid thereof	683 853	1 432 953	2 080 382	4 290 323
3807000000	Wood creosote	14 251	78 252	67 354	125 597
3808501100	Intermediate preparations for the manufacture of insecticides, sublt	90 749	152 736	560 587	1 030 922

I.3. IMPOR MENURUT KOMODITI / IMPORT BY HS COMMODITY
***** MARET/MARCH 2011 *****

HS	Uraian Komoditi Commodity Description	Berat Bersih / Net Weight (Kg)		Nilai / Value C.I.F (US\$)	
		Bulan ini	Kumulatif	Bulan ini	Kumulatif
		Current Month	Cum.Jan. to date	Current Month	Cum.Jan. to date
3808501200	Insecticides in the form of mosquitocoils/mosquito coil powder, su	3	8 087	2 250	97 117
3808501900	Insecticides, in oth form, subhd note 1	293 335	633 217	1 099 001	2 504 457
3808502000	Fungicides, subhd note 1	266 083	883 665	1 839 690	4 294 103
3808503000	Herbicides, anti-sprouting products andplant-growth regulators, su	588 553	2 590 462	1 635 170	5 984 455
3808504000	Disinfectants, subhd note 1	3 964	49 335	32 707	292 910
3808509100	Wood preserv, being prep oth than surface coat,cont insect/fungi	4 546	4 804	16 881	20 107
3808509900	Oth disinfect,smlar product,put up inform/pack for retl sale, subhc	1 055	4 219	28 234	44 781
3808911000	Intermediate preparation for the mnfactof insecticides, not subhd	249 510	427 734	4 249 414	7 871 635
3808913000	Insecticides in aerosol containers, notsubhd note 1	0	93	0	93
3808919000	Insecticides, in oth form, not subhdnote 1	793 940	1 714 141	2 982 226	12 035 178
3808920000	Fungicides, not subhd note 1	805 386	2 567 329	5 867 208	18 935 109
3808930000	Herbicides, anti-sprouting products andplant-growth regulator, no	1 462 800	3 568 266	5 858 287	13 675 305
3808940000	Disinfectants, not subhd note 1	4 595	55 100	25 761	315 625
3808991000	Wood preserv,being prep oth than surface coat,cont insect/fungi r	24 091	43 581	38 561	94 537
3808999000	Oth disinfect,smlar product, put up inform/pack for retl sale,not su	189 373	515 915	590 115	1 509 245
3809100000	Oth finish agent,dye carriers to accelewith a basis of amylaceous s	318 248	613 779	255 791	790 351
3809910000	Oth finish agent,dye carriers to accelekind used in the textile or lik	1 524 329	3 999 825	3 534 201	8 970 750
3809920000	Oth finish agent,dye carriers to accelekind used in the paper or lik	2 535 958	6 009 850	6 393 431	15 127 799
3809930000	Oth finish agent,dye carriers to accelekind used in the leather or li	414 244	1 187 737	1 147 866	3 266 770
3810100000	Pickling prep for metal surfac,soldering, brazing, welding powders	753 667	2 355 482	3 102 756	8 975 495
3810900000	Other prep of a kind used as cores orcoating for weld electrodes o	662 016	1 305 393	2 347 291	4 818 267
3811110000	Anti-knock preparation, based on leadbased on lead compound	1 939	2 227	8 218	10 880
3811190000	Oth anti-knock preparations	94 422	445 719	660 188	1 449 391
3811211000	Additive for lubricat oils,cont petrooil & oil obtain from bitumin,rc	1 745	5 027	5 421	14 304
3811219000	Additive for lubricat oils,cont petrooil & oil obtain from bitumin,n	12 838 910	18 895 776	20 390 160	42 649 744
3811290000	Oth additive for lubricat oils,contpetrol oil & oil obtain from otmn	243 402	1 953 080	871 988	4 068 541
3811901000	Anti knock prep., rust preventativ& corrosion inhibitors	328 232	970 593	1 377 486	4 085 041
3811909000	Oth anti-knock prep.,for mineral oilliquid used as mineral oils	870 633	2 129 350	2 478 326	6 174 424
3812100000	Prepared rubber accelerators	1 913 056	5 391 681	4 790 054	13 310 229
3812200000	Compound plasticisers for rubber orplastics	1 545 836	3 875 910	2 698 546	7 927 417
3812301000	White carbon	103 000	333 507	196 385	656 784
3812309000	Oth anti oxidising prep & oth compoundstabilisers for rubber or pl	2 309 404	6 289 256	6 794 176	18 337 979
3813000000	Prep. & charge for fire-extinguishercharged fire-extinguishing gren	511 164	1 041 344	469 476	1 791 285
3814000000	Organic composite solvents & thinners,prepared paint or varnish r	718 639	1 796 665	2 449 137	5 130 860
3815110000	Supported catalyst,with nickel/nickelcompounds as the active sub:	109 336	239 837	3 079 698	5 014 169
3815120000	Supported catalyst, with precious metalcompounds as the active s	49 774	94 710	634 478	2 777 797
3815190000	Oth supported catalysts	869 611	2 554 767	4 112 463	13 709 524
3815900000	Oth reaction initiators,reaction accelerators catalytic prep,nes or i	183 830	2 884 149	1 181 508	13 646 525
3816001000	Refractory cements, mortars, concretes	2 950 498	6 422 509	2 183 328	4 819 390
3816009000	Oth refractory cements, mortars, concret	1 325 760	3 500 448	1 121 068	3 086 500
3817000000	Mixed alkylbenzenes & mixed alkylnaphthalanes oth than head 27	6 178 232	19 306 848	10 864 222	32 425 945
3818000000	Wafers/discs with silicon content	113 479	140 030	1 054 775	3 028 903
3819000000	Hyd brake fluids&oth for hyd trnsmsionwhether or not cont<70%	151 745	519 559	283 545	1 219 014
3820000000	Anti-freezing preparations & preparedand prepared de-icing fluids	263 774	478 509	504 532	1 096 976
3821001000	Prepared culture media for development	7 251	16 005	323 270	846 115
3821009000	Oth prepared culture media fordevelopment	5 279	6 306	37 473	241 956
3822001000	Plate,sheet,film, foil&strip of plasticimpreghtd/coated with diag. r	22 761	59 460	1 227 464	3 093 205
3822002000	Paperboard,cellulose wadding&web fibreimpreghtd/coated with c	38 613	66 940	282 092	512 127
3822003000	Sterilisation indicator strips & tapesoth thn heading 3002 or 3006	4 550	14 225	146 308	468 661
3822009000	Oth diagnostic/lab reagents & preparedwhether or not head 30.02	189 928	427 247	4 423 356	10 206 948
3823110000	Stearic acids	603 615	1 339 261	879 708	1 880 162
3823120000	Oleic acids	30 782	85 506	66 197	181 474
3823130000	Tall oils fatty acids	143 611	445 246	215 103	645 224
3823191000	Acids oil from refining	100	34 350	520	79 808
3823199000	Oth industrial monocarboxylic fatty acid	979 403	3 048 015	1 746 118	5 283 986
3823701000	Industry fatty alcohols in the formof wax	1 249	7 969	3 631	24 264
3823709000	Oth industry fatty alcohols in the formof wax	1 634 099	4 305 395	4 940 952	11 113 980
3824100000	Prepared binders for foundry mouldsor core	662 309	1 791 891	1 042 791	2 875 232
3824300000	Non-agglomerated metal carbides mixedtogether with metallic bir	10 399	52 484	24 995	97 404
3824400000	Prepared additives for cements, mortarsor concretes	2 923 208	7 409 541	8 238 172	18 459 805
3824500000	Non-refractory mortars & concretes	58 556	174 481	94 422	301 216
3824600000	Sorbitol oth than that ofsubheading 2905.44	95 478	239 503	106 408	288 695
3824720000	Mix cont halogenated, drv methane,ethanecont bromochlorodi(tri	0	270	0	787
3824730000	Mix cont halogenated, drv methane,ethanecontaining HBFC	0	1 233	0	3 885
3824750000	Mix cont halogenated, drv methane,ethanecontaining carbon tetr:	0	10	0	1 449
3824760000	Mix cont halogenated, drv methane,ethanecont 1,1,1-3-chloroeth.	0	625	0	10 254
3824770000	Mix cont halogenated, drv methane,ethanecont bromomethane o	0	10	0	1 610
3824780000	Mix cont halogenated, drv methane,ethanecont PFC or HCFC but r	4 160	43 107	31 855	127 538
3824790000	Other mix cont halogenated, drv methane,ethane	454 096	1 546 211	1 724 168	3 586 578
3824810000	Mix & preparation containing oxirane(ethylene oxide)	27 888	69 168	52 470	143 369
3824830000	Mixtures & preparation containingtris(2,3-dibromopropyl) phosph	211	396	2 700	5 771

I.3. IMPOR MENURUT KOMODITI / IMPORT BY HS COMMODITY
***** MARET/MARCH 2011 *****

H S	Uraian Komoditi Commodity Description	Berat Bersih / Net Weight (Kg)		Nilai / Value C.I.F (US\$)	
		Bulan ini	Kumulatif	Bulan ini	Kumulatif
		Current Month	Cum.Jan. to date	Current Month	Cum.Jan. to date
3824901000	Ink removers, stencil correctors&oth, corrector fluids in package	41 680	106 025	201 844	622 286
3824902000	Mixtures of chemical, of a kind used inmanufactured of foodstuff	361 431	832 450	1 117 848	2 425 543
3824903000	Copying pastes with a basis of gelatinpresented in bulk/ready to u:	7 279	39 313	46 581	131 749
3824904000	Composite inorganic solvents	143 552	544 613	472 640	1 947 507
3824905000	Acetone oil	4 805	21 262	52 074	134 020
3824906000	Preparations/mixtures cont monosodiumglutamete	62 451	122 786	135 825	343 376
3824909000	Oth prods & preparations cont cfc-11,12,115, and halon	3 733 661	16 356 140	11 920 542	28 827 173
3825900000	Oth residual prods of the chemical/allied industry	220	220	4 874	4 874
3901103000	Polyethylene < 0,94 in liquids orpastes	26 305	249 874	70 434	527 285
3901109010	Polymers of ethylene, in granule form	24 825 329	67 364 837	41 281 985	108 879 621
3901109090	Polymers of ethylene other form	3 674 283	10 143 970	6 148 322	16 526 262
3901200000	Polyethylene having a specific gravity0.94 or more	23 456 377	53 742 524	33 284 826	74 895 547
3901303000	Ethylene-vinyl acetate copolymersin liquid or pastes	1 416 551	3 407 771	1 594 239	3 598 237
3901309000	Ethylene-vinyl acetate copolymersin other form	3 943 913	10 130 906	11 122 482	26 373 782
3901903000	Oth polymers of ethylene in liquidor pastes	14 931	41 923	145 439	283 732
3901909000	Oth polymers of ethylene in other form	10 042 744	24 038 447	14 595 337	36 263 290
3902101000	Polypropylene in powder form	40 373	116 606	175 880	354 964
3902102000	Polypropylene in granule form	57 851 265	146 440 586	90 926 244	222 454 285
3902109000	Polypropylene in granule form	2 276 362	6 740 633	3 544 398	11 370 677
3902203000	Polysobutylene liquids/pastes	64 973	222 120	221 740	748 334
3902209000	Polysobutylene in oth forms	132 732	446 154	356 752	1 102 227
3902303000	Propylene copolymers in liquidor pastes	132 700	270 762	698 343	1 464 221
3902309010	Propylene copolymers in granule form	24 214 869	57 271 885	37 565 139	90 054 269
3902309090	Propylene copolymers in other form	1 269 078	3 530 137	2 024 948	5 481 730
3902903000	Oth polymers of propylene in liquidor pastes	149	17 744	1 712	41 515
3902909000	Oth polymers of propylene in other form	1 162 331	2 598 803	2 870 570	6 977 875
3903110000	Expansible polymers of styrene	1 272 011	3 381 836	2 359 735	6 205 080
3903190000	Other polymers of styrene	4 194 173	12 330 472	7 841 192	21 851 966
3903203000	Styrene-acrylonitrile (SAN) copolymersin aquaeous dispersion	125 664	367 964	142 941	446 954
3903209000	Oth styrene-acrylonitrile (SAN)copolymers	630 208	1 851 478	1 491 962	4 419 096
3903303000	Acrylonitrile-butadiene-styrene (ABS)copolymers in aquaeons disp	37 809	103 147	109 257	336 673
3903309000	Acrylonitrile-butadiene-styrenecopolymers in other form	7 308 752	21 003 668	18 066 798	52 882 578
3903903000	Oth polymers of styrenein aquaeons dispersion	31 230	165 428	52 903	291 850
3903909000	Oth polymers of styrenein other form	453 786	1 215 059	1 275 738	3 150 274
3904101000	PVC homopolymers, suspension tytenot mixed with oth substance	286 606	512 010	397 566	727 383
3904109000	PVC in other form	6 820 408	14 879 205	8 660 157	18 812 537
3904210000	Oth poly(vinyl chloride) non plasticised	177 397	437 691	312 327	876 920
3904220000	Oth poly(vinyl chloride) plasticised	663 351	1 695 026	859 831	2 407 366
3904300000	Vinyl chloride-vinyl acetate copolymers	381 220	965 514	802 799	2 266 030
3904400000	Other vinyl chloride copolymers	156 396	310 362	451 277	849 586
3904504000	Vinylidene chloride polymr in dispersion	38 400	115 200	78 720	234 240
3904509000	Vinylidene chloride polymersin other form	288 694	862 824	664 398	1 941 968
3904610000	Fluoro-polymerspolytetrafluoroethylene	1 229	35 208	19 083	264 590
3904693000	Fluoro-polymers polytetrafluoroethylenedispersions	5 000	9 666	25 000	46 000
3904699000	Oth fluoro-polymers in other form	6 566	29 312	64 192	313 861
3904903000	Oth fluoro-polymer polytetrafluoroethylidispersions	85	344	1 474	5 961
3904909000	Oth polymers vinyl chloride in oth forms	7 705	51 696	51 293	105 363
3905120000	Poly(vinyl acetate) in aqueousdispersions	11 734	131 006	32 017	216 302
3905190000	Other poly(vinyl acetate)	64 128	313 074	105 829	637 349
3905210000	Vinyl acetate copolymers in aqueousdispersions	698 646	1 501 811	687 177	1 529 395
3905290000	Other vinyl acetate copolymers	51 932	148 773	114 195	364 813
3905301000	Poly (vinyl alcohol) in aqueousdispersions	122 725	291 346	147 313	403 294
3905309000	Poly (vinyl alcohol)in other form	2 346 182	5 338 969	5 688 999	12 615 248
3905910000	Copolymers of vinyl acetate or of othervinylester	28 007	94 840	284 583	867 565
3905990000	Oth polymer of vinyl acetate/oth vinylesters;oth vinyl polymers; p:	113 087	220 575	962 897	1 955 308
3906101000	Poly(methyl methacrylate) in aquaeousdispersions	159 033	217 918	463 958	671 500
3906109000	Oth poly(methyl methacrylate)in other form	928 780	2 325 963	2 981 968	7 298 451
3906901100	Oth acrylic copolymers in aquaeousdispersions	372 280	969 027	708 289	1 899 212
3906901900	Oth acrylic copolymers in other forms	1 073 467	2 734 769	2 604 616	6 971 280
3906909100	Oth acrylic polymers in aquaeousdispersions	734 983	2 162 107	1 626 712	3 583 015
3906909900	Oth acrylic polymers in other forms	3 949 255	10 770 551	11 677 654	30 182 714
3907100000	Polyacetals	812 831	2 215 453	2 073 633	5 536 201
3907200000	Other polyethers	6 268 380	15 288 348	14 586 010	35 974 168
3907302000	Epoxide resins based powder coating	144 982	356 445	824 697	2 011 257
3907303000	Epoxide resins in liquids/pastes	1 320 138	3 187 771	5 159 305	12 738 349
3907309000	Epoxide resins in oth form	1 347 475	3 286 753	5 343 657	13 271 699
3907400000	Polycarbonates	4 699 904	9 341 387	13 892 278	27 578 613
3907500000	Alkyd resins	107 419	298 131	344 349	830 989
3907601000	Poly(ethylene terephthalate) in aqueousdispersions	84 241	195 170	198 474	485 645
3907609000	Poly(ethylene terephthalate) in oth form	9 144 545	24 096 986	16 310 927	40 960 034
3907700000	Poly(lactic acid)	19 516	39 349	62 855	126 872

I.3. IMPOR MENURUT KOMODITI / IMPORT BY HS COMMODITY
***** MARET/MARCH 2011 *****

HS	Uraian Komoditi Commodity Description	Berat Bersih / Net Weight (Kg)		Nilai / Value C.I.F (US\$)	
		Bulan ini	Kumulatif	Bulan ini	Kumulatif
		Current Month	Cum.Jan. to date	Current Month	Cum.Jan. to date
3907912000	Oth polyesters unsaturated in chip form	48 229	59 764	2 449 370	5 788 444
3907919000	Oth polyesters unsaturated in oth form	698 647	1 667 289	1 786 129	4 428 863
3907994000	Oth polyester saturated based powdercoating	77 161	201 035	283 835	448 111
3907999000	Oth polyesters saturated in oth form	3 030 843	8 821 459	7 635 826	21 212 892
3908101000	Polyamides in primary forms, polyamide-6	5 492 048	14 950 975	17 837 922	47 589 695
3908109000	Oth polymde-6,-11,-12,-6,6,-6,9,-6,10	1 904 836	4 487 994	6 944 201	16 166 237
3908900000	Other polyamides	362 351	1 072 156	1 244 063	4 009 428
3909101000	Urea resins, thiourea resin in mouldingcompound	321 178	1 092 406	1 355 039	4 193 830
3909109000	Other urea resins	264 882	777 879	460 276	1 307 726
3909201000	Melamine resins in moulding compound	362 618	941 471	628 812	1 619 718
3909209000	Other melamine resins	225 204	500 513	1 070 680	2 292 821
3909301000	Oth amino-resins in moulding compound	336 128	769 720	648 247	1 394 373
3909309000	Oth amino-resins, oth thn mouldingcompound	752 230	1 873 022	2 147 151	5 230 899
3909401000	Phenolic resins in moulding compound	340 801	739 191	539 689	1 358 757
3909409000	Other phenolic resins	1 558 961	3 830 816	3 576 128	8 444 118
3909500000	Polyurethanes	2 289 354	5 863 799	8 501 846	21 007 677
3910002000	Silicones in dispersions or in the formof solutions	632 547	1 489 936	2 763 306	6 599 213
3910009000	Silicones in oth forms	814 808	1 787 207	3 631 937	7 988 016
3911101000	Petroleum,coumarone,indene/coumaroneinde in liquid or pastes	146 797	255 691	395 853	746 527
3911109000	Petroleum, coumarone, indene/coumaroneindene in oth form	2 296 336	5 302 803	5 113 096	12 133 175
3911900000	Oth petroleum, coumarone, indene/coumaroneindene in oth form	1 708 279	3 839 387	5 736 235	12 591 357
3912110000	Cellulose acetates non-plasticised	40 970	41 052	233 465	234 587
3912120000	Cellulose acetates plasticised	5 750	30 305	50 232	226 992
3912201100	Water-based semi-finished nitrocellulosecellulose nitrates non pla	443	679	3 096	5 418
3912201900	Oth cellulose nitrates non plasticised	650 619	1 317 796	2 474 351	4 711 593
3912202000	Cellulose nitrates plasticised	20 078	40 156	77 616	155 232
3912310000	Carboxymethylcellulose & its salts	620 282	1 738 392	2 236 288	5 641 587
3912390000	Oth cellulose ethers	474 956	1 131 402	3 052 093	7 679 749
3912902010	Regenerated cellulose	10 000	14 396	26 000	57 378
3912902090	Other regenerated cellulose	138 429	308 563	630 384	1 512 451
3912909000	Oth cellulose in other form	366 637	1 000 323	2 342 954	5 932 413
3913100000	Alginic acid, its salts & esters	72 129	202 607	558 146	1 346 490
3913900000	Oth natural polymers & its modified, inprimary form	768 764	1 417 886	2 512 581	5 097 602
3914001000	Ion-exchangers based on plymrs of headof a kind used	316 795	705 152	757 862	1 513 971
3914009000	Oth ion-exchangers based on plymrs ofhead of a kind used	120 902	427 509	378 744	1 386 951
3915100000	Waste, parings & scrap, of polymers ofethylene	820 808	5 498 307	198 525	2 036 104
3915909000	Waste, parings & scrap, of other plastic	6 503 110	18 596 225	4 748 476	12 990 268
3916101000	Monofilament of polymers of ethylenechloride	0	7 126	0	28 821
3916102000	Monofilament of polymers of ethylenersods, sticks and profile shaq	3 399	19 649	79 179	231 780
3916201000	Monofilament of polymers of vinylchloride	19 266	67 370	121 689	337 053
3916202000	Monofilament of polymers of vinylrods, sticks and profile shapes	85 847	252 952	155 619	504 497
3916904000	Monofilament of other plasticsof hardened proteins	979	1 279	10 731	13 811
3916909000	Oth monofilament of other plastics	200 998	498 534	1 228 246	4 061 332
3917101000	Artificial guts (sausage casings) ofhardened proteins	11 006	18 364	349 435	555 750
3917109000	Artificial guts (sausage casings) ofcellulosic materials	116 838	296 323	1 418 127	3 318 025
3917210000	Tube,pipe,hose,fitting therefor ofplastic of polymers of ethylene	370 916	583 172	3 280 316	3 915 764
3917220000	Tube,pipe,hose,fitting therefor ofplastic of polymers of propylene	40 769	130 426	237 759	615 536
3917230000	Tube,pipe,hose,fitting therefor ofplastic of polymers of vinyl chlori	60 160	280 863	176 500	680 057
3917290000	Tube,pipe,hose,fitting therefor ofplastic of other plastics	159 499	582 886	1 397 688	3 437 660
3917310000	Flexible tubes, pipes and hoses havea minimum burst pressure of :	46 651	217 296	335 660	801 878
3917321000	Sausage & ham casings, without fittingsof plastics	10 959	54 875	40 992	175 603
3917329000	Oth unflexible tubes, pipes & hoses, notreinforced, without fitting:	232 607	583 916	1 476 030	3 961 533
3917330000	Oth, not reinforced/otherwise combinedwith oth materials/fitting	10 175	28 010	115 724	284 577
3917390000	Oth tubes, pipes and hoses	405 782	1 592 894	1 300 759	4 031 651
3917400000	Fittings of plastics	438 391	1 230 996	2 827 386	8 815 016
3918101100	Tiles of polymers of vinyl chloride	76 166	253 559	128 802	372 560
3918101900	Oth floor covering of polymers of vinylchloride	2 962 224	6 633 029	1 762 682	3 715 637
3918109000	Wall or ceiling coverings of polymers ofvinyl chloride	555 754	1 796 379	553 638	1 987 087
3918901100	Tiles, of polyethylene	48 208	55 941	46 259	99 418
3918901300	Oth floor coverings of polyethylene	167 090	329 729	88 355	255 210
3918901900	Oth floor coverings of oth plastics	85 148	399 657	88 607	429 444
3918909100	Wall or ceiling covering of polyethylene	197 103	574 511	200 550	1 050 553
3918909900	Wall or ceiling coverings of oth plastic	110 103	545 594	323 578	1 296 925
3919101000	Tape in roll,width=<20cm,of polymers of vinyl chloride	39 101	170 462	335 969	1 380 822
3919102100	Tape in roll,width=<20cm,of polyethyleneused in mnfctre of telepl	72 423	178 038	540 957	1 161 143
3919102900	Tape in roll,width=<20cm,of polyethyleneused for other	416 648	944 719	2 283 774	5 236 793
3919109000	Oth self-adhesive plate, sheet, film,inroll, width =<20 cm, of oth pl:	433 909	1 069 283	3 671 555	8 559 207
3919901000	Oth self-adhesive plates, sheets, film,foil, tape of polymers of viny	297 182	713 063	814 513	2 272 389
3919909000	Oth self-adhesive plates, sheets, film,foil, tape, strip of plastics	3 365 932	7 812 023	13 629 549	32 507 890
3920100000	Oth tape of polymer of ethylene,not formfg of telephonic/electric	2 852 820	6 562 274	8 656 810	17 862 713
3920200010	Bopp film, of polymers of propylene	3 843 562	7 575 093	8 137 326	15 639 615

I.3. IMPOR MENURUT KOMODITI / IMPORT BY HS COMMODITY
***** MARET/MARCH 2011 *****

H S	Uraian Komoditi Commodity Description	Berat Bersih / Net Weight (Kg)		Nilai / Value C.I.F (US\$)	
		Bulan ini	Kumulatif	Bulan ini	Kumulatif
		Current Month	Cum.Jan. to date	Current Month	Cum.Jan. to date
3920200090	Oth tape of polymer of propyleneused as an adhesive by melting	955 076	2 245 874	2 626 020	6 168 023
3920301000	Polymers of styrene used as an adhesiveby melting	10 830	23 360	70 493	156 466
3920309000	Polymers of styrene not used asan adhesive by melting	41 875	110 617	193 871	528 229
3920430000	PVC tape weight >6% of plasticiser usedot than mfg of telephonic/	534 463	1 557 744	1 150 781	3 404 111
3920490000	Other of polymers of vinyl chloride	1 174 730	2 415 696	2 433 790	5 995 478
3920510000	Oth plate,sheet,film,foilorstrip of acrypolymers of methyl methacr	8 565	19 225	11 046	45 914
3920590000	Oth plates,sheets,film,foil & strip othacrylic polimer of methyl met	31 225	93 091	222 457	573 071
3920610000	Film, of polycarbonates	548 882	1 391 740	1 816 604	4 983 181
3920621000	Film, of poly(ethylene terephthalate)used as an adhesive by meltir	1 322 013	4 119 980	5 136 780	16 415 493
3920629000	Oth plate,sheet,foil & strip of poly-(ethylene terephthalate)	69 287	316 327	436 856	2 120 480
3920630000	Tapes, of unsaturated polyesters,	8 468	87 631	28 434	154 278
3920690000	Tapes, of oth polyesters, used as anadhesive by melting	1 060 258	3 438 025	4 009 230	14 041 837
3920711000	Cellophane film	214 434	503 931	1 078 613	2 524 712
3920712000	Viscose tear-off ribbon, foil	3 101	14 482	19 624	89 647
3920719000	Oth plate,sheet & strip of regeneratedcellulose usedoth than adhe	561	3 309	3 166	43 431
3920730000	Cellulose acetate, plasticized, usedas an adhesive by melting	0	48	0	2 302
3920790000	Plate,sheet,foil & strip of oth cellulosderivatives	0	45	0	8 392
3920911000	Film of poly(vinyl butyral),thickness0.38~0.76mm width <= 2m	143 700	399 908	687 100	1 839 675
3920919000	Oth film of poly(vinyl butyral,plate,	71 490	147 130	414 159	848 975
3920921000	Plate,sheet,foil & strip of nylon 6of polyamides	1 062	4 876	37 234	109 540
3920929000	Plate,sheet,foil & strip of othpolyamides	15 307	144 953	112 306	723 890
3920931000	Plate,sheet,foil & strip of melamine,of amino-resins	0	11 628	0	103 056
3920939000	Oth plate,sheet,foil & strip of aminoused oth than an adhesive by	19	19	2 252	2 252
3920941000	Phenol formaldehyde (bakelite) sheets	2 065	181 665	19 738	276 215
3920949000	Oth plate,sheet,foil & strip of phenolicresins	5 668	81 021	18 226	89 945
3920990010	Corrugated sheets & plates, of otherplastics	97 253	248 540	263 849	619 995
3920990090	Oth plate,sheet,foil & strip of otherplastics	129 837	594 518	684 938	2 051 881
3921111000	Plates & sheets, cellular, of polymersof styrene	95 622	215 429	209 674	450 512
3921119000	Film, foil& oth strip, cellular, ofoth than plate and sheet	37 598	101 179	539 425	1 309 215
3921120000	Tapes of PVC,in plates & sheets formused as mfg telepni/elect.wir	1 658 438	5 235 135	1 449 836	4 863 767
3921130000	Plates & sheets of polyurethanes	191 453	416 999	1 559 189	3 581 415
3921141000	Plates and sheets of regeneratedcellulose	0	12 766	0	31 160
3921149000	Film,foil & oth strip of regeneratedcellulose used in mfg telepnic/e	3 367	48 543	24 381	96 836
3921191000	Tapes in plate & sheet,of oth plastics	177 707	454 061	487 940	1 156 095
3921199000	Tapes in oth form,used in the oth thanmfg of telephonic/electric v	1 879 632	6 140 393	3 334 330	9 836 299
3921902000	Plates & sheets, not cellular plateand sheet	1 476 759	4 140 345	2 360 832	6 350 883
3921909000	Film,foil & oth strip, not cellularoth than plate and sheet	1 618 130	5 250 584	5 560 836	15 117 520
3922100000	Baths, shower-baths, sinks & washbasins	72 191	346 472	302 852	1 512 999
3922201000	Lavatory covers of plastic	52 145	107 970	254 781	550 640
3922202000	Lavatory seats, of plastics	11 108	31 024	39 417	146 342
3922901100	Parts of flushing cisterns, of plastics	14 703	45 019	110 811	268 475
3922901900	Flushing water closets (lavatory pans)and urinals	23 749	78 893	110 501	275 866
3922909000	Similar sanitary ware, of plastics	119 796	279 762	300 294	663 313
3923100000	Boxes used for cinematographic films,tape and disks	1 008 978	3 034 140	3 048 185	9 278 988
3923211000	Aseptic bag of polymers of ethylene withaluminium foil in forcing i	41 179	70 958	317 277	762 085
3923219000	Oth sacks & bags, of polymers ofethylene	721 588	3 127 595	2 698 719	8 462 422
3923290000	Oth articles for the conveyance or packing of goods of oth plastics	1 233 741	3 408 661	3 983 987	12 219 240
3923301000	Toothpaste tubes container, of plastic	25 745	38 500	235 830	339 910
3923309000	Carboys, bottles, flasks & similararticle, not tootpaste tube contain	716 461	2 236 388	3 013 669	8 681 663
3923400000	Spool,cop,bobbin & similar support	148 630	377 732	825 843	2 874 513
3923500000	Stoppers, lids, caps and other closures	617 390	1 807 734	4 022 866	11 157 587
3923900000	Oth articles for the conveyance/packinggoods of plastics	596 897	1 905 060	2 920 330	8 000 492
3924100000	Tableware & kitchenware	54 341	383 840	144 955	1 241 986
3924901000	Bed pans, urinals (portable type) &chamber pots	19 959	44 794	84 670	191 818
3924909000	Oth household & toilet articles, ofplastics	1 277 735	2 638 492	3 159 927	13 005 790
3925100000	Reservoirs,tanks,vats & similar contain.capacity <= 300l	31 449	78 118	103 483	243 123
3925200000	Doors,windows & their frames & threshold for doors	379 121	598 977	252 705	696 615
3925300000	Shutters,blinds (includ venetian blinds)and similar articles and part	33 170	184 016	92 189	415 201
3925900000	Oth builders ware of plastics, not elsewhere specified	206 689	493 104	787 198	1 568 797
3926100000	Office or school supplies of plastics	228 958	493 074	629 444	1 280 857
3926206000	Articles of apparel used for protectionof plastics	3 776	17 545	77 368	188 185
3926209000	Oth articles of plastics, including belt	419 500	1 543 928	3 236 208	10 208 541
3926300000	Fittings for furniture, coachworkor the like	145 392	468 388	524 243	1 412 284
3926400000	Statuettes & othornamental articles	53 122	166 696	212 765	670 458
3926901000	Floats for fishing nets, of plastics	27 102	81 707	66 673	242 577
3926902000	Fan & handscreen, frame & handlethereof and parts	5 355	30 848	26 499	114 177
3926903200	Plastic moulds with denture prints	2	3	10	12
3926903900	Oth hygienic, medical & surgical	272 050	790 746	3 595 321	9 175 461
3926904100	Police shields, of plastics	4	6	1 900	2 002
3926904200	Protective mask & similar article forused in welding & similar work	20 070	48 917	98 238	314 150
3926904400	Life saving cushions for protection ofpersons falling from heght	0	2 427	0	43 576

I.3. IMPOR MENURUT KOMODITI / IMPORT BY HS COMMODITY
***** MARET/MARCH 2011 *****

HS	Uraian Komoditi Commodity Description	Berat Bersih / Net Weight (Kg)		Nilai / Value C.I.F (US\$)	
		Bulan ini	Kumulatif	Bulan ini	Kumulatif
		Current Month	Cum.Jan. to date	Current Month	Cum.Jan. to date
3926904500	Reflected light nails, of plastics	1 851	10 887	3 581	18 518
3926904900	Oth safety & protective devices,	84 702	171 902	475 436	987 440
3926905300	Transmission or conveyor belts or beltin	36 777	119 717	296 535	1 166 745
3926905500	Plastic j-hooks & bunch blocks fordetonator	5 988	12 275	104 672	194 356
3926905900	Oth industrial articles, of plastics	551 145	1 701 598	7 072 875	21 886 759
3926906000	Nipple former,breastshell,nipple shield,hand expression furnel	14 841	15 636	121 324	136 385
3926907000	Corset busks & similar supports forarticles of appared or clothing	30 307	105 072	319 215	751 564
3926908000	Cards for jewelleryorsmall objects ofpersonal adornment	124 503	327 770	766 286	1 524 909
3926909000	Oth articles of plastics & othermaterial	1 975 818	6 073 797	9 478 155	28 363 131
4001101100	Natural rubber latex,cont ammonia >=0.5% catrige concentrate	817 000	2 550 815	2 496 310	6 928 898
4001101900	Natural rubber latex,cont ammonia >=0.5% processed by other me	16 813	51 002	64 996	185 621
4001102900	Natural rubber latex,cont ammonia <0.5% processed by other met	60 057	60 836	344 847	346 204
4001219000	Natural rubber in oth forms	14 443	66 700	15 399	72 154
4001221000	Tsnr, standard indonesian rubberSIR 3 cv	0	119 845	0	506 429
4001222000	Tsnr, oth standard indonesianrubber	302 400	806 400	1 703 997	4 200 002
4001229000	Oth tehnnically specified naturalrubber (TSNR)	38 711	121 330	223 143	667 725
4001292000	Latex crepe	13	13	96	96
4001294000	Remilled crepe, including flat barkcrepe	39 360	77 760	225 600	399 648
4001297000	Skim rubber	3 472	11 004	55 441	124 604
4001299000	Oth natural rubber in oth forms	12 825	12 827	68 953	69 025
4001309900	Oth balata,gutta-percha,guayule,chiclesimilar, in other form	8 065	18 140	27 204	65 260
4002110000	Styrene-butadiene rubber (SBR), inlatex form	1 605 158	4 341 287	2 673 592	6 825 636
4002190000	Carboxylated styrene-butadine rubber(SBR) in other form	11 649 513	28 112 319	32 152 507	75 159 248
4002200000	Butadiene rubber (BR)	7 190 011	19 390 677	26 151 404	64 950 492
4002310000	Isobutene-isoprene (butyl) rubber (IIR)	1 622 588	3 515 211	6 576 241	14 182 555
4002390000	Halo isobutane-isoprene rubber(CIIR of BIIR)	807 381	1 491 705	3 313 271	5 799 751
4002410000	Chloroprene (chlorobutadiene) rubberin latex form	124 820	308 106	304 054	725 053
4002490000	Chloroprene (chlorobutadiene) rubberin other form	483 563	1 389 145	2 193 434	6 222 685
4002510000	Acrylonitrile-butadiene rubber (NBR),in latex form	1 179 326	2 580 430	3 742 672	6 789 877
4002590000	Acrylonitrile-butadiene rubber (NBR),in other form	533 344	1 289 928	1 941 231	4 659 727
4002601000	Isoprene rubber (IR) in primary forms	20 160	103 680	97 695	419 765
4002609000	Isoprene rubber (IR) in other forms	251 844	626 541	1 005 351	2 302 857
4002700000	Ethylene-propylene-non-conjugateddiene rubber (EPDM)	1 061 062	2 627 539	3 749 472	9 248 410
4002801000	Mixture of natural rubber latex withsyntetic rubber latex	104 072	734 411	347 523	1 870 695
4002809000	Oth mixture of natural rubber latex withsyntetic rubber latex	21 220	52 993	147 282	220 639
4002911000	Oth synthetic rubber latex & facticederived from oils of poly graft	120 133	421 821	222 963	781 071
4002919000	Oil synthetic rubber& factice derivedfrom oils of other latex	268 889	1 656 915	394 969	2 357 447
4002991000	Oth synthetic rubber & factice derivedfrom oils in oth form	18 284	100 321	56 596	400 700
4002999000	Oth synthetic rubber latex & facticederived from oils	195 056	530 151	757 952	2 221 921
4003000000	Reclaimed rubber in primary formsoarin plates, sheets or strips	1 653 664	3 612 326	1 079 918	2 248 185
4004000000	Waste,paring & scrap of rubber (othhard rubbers)	572 241	1 169 807	224 648	678 315
4005100000	Compounded rubber with carbon blacksilica, unvulcanised	268 573	714 725	1 597 007	4 717 718
4005200000	Compounded rubber with solutions,oth subheading 4005.10	98 732	244 728	119 618	340 738
4005910000	Compounded rubber,unvulcanised,inplates, sheets, & strip	273 041	851 224	1 126 462	3 280 175
4005990000	Compounded rubber,unvulcanised,inoth form	375 704	1 128 601	1 305 050	3 465 888
4006100000	"camel-back" strips for retreadingrubber tyres, unvulcanised	184 309	333 624	215 963	391 259
4006900000	Oth forms & articles of unvulcanisedrubbers	26 624	97 606	845 672	2 155 789
4007000000	Vulcanised rubber thread & cord.	210 529	606 460	780 862	2 242 409
4008110000	Plates, sheets, & strip of cellularrubber	222 216	431 389	697 488	1 368 109
4008190000	Oth forms of cellular rubber	208 437	285 591	419 704	849 302
4008210000	Plates, sheets & strip of non-cellularrubber	206 655	534 976	551 119	1 732 962
4008290000	Oth forms of non-cellular rubber	84 074	193 740	501 797	1 383 156
4009110000	Tube,pipe & hose, not reinforced/othermaterial without fitting	191 479	1 522 010	1 396 515	7 036 969
4009120000	Tube,pipe & hose, not reinforced/othermaterial with fitting	53 807	194 332	590 270	1 298 485
4009211000	Mining slurry suction & discharge hose,without fitting	1 212	1 875	12 699	21 453
4009219000	Oth tube,pipe & hose,reinforced withoth materials without fitting:	145 233	374 749	1 743 956	4 160 259
4009221000	Mining slurry suction & discharge hose,with fittings	7	558	195	23 205
4009229000	Oth tube,pipe & hose,reinforced withoth materials with fitting	134 718	427 921	1 167 359	2 995 776
4009311000	Mining slurry suction & discharge hose,reinforced w textile, witho	666	811	8 091	12 968
4009319000	Oth tube,pipe & hose,reinforced withtextile, without fitting	317 553	695 939	3 192 154	7 919 542
4009321000	Mining slurry suction & discharge hose,reinforced w textile, with fi	0	22 734	0	20 041
4009329000	Oth tube,pipe & hose,reinforced withtextile, with fitting	39 748	118 053	730 901	2 109 051
4009411000	Mining slurry suction & discharge hose,reinforced w oth materials,	5 001	78 085	14 214	74 216
4009419000	Oth tube,pipe & hose,reinforced withoth material, without fitting	427 735	1 079 440	1 797 436	5 430 324
4009421000	Mining slurry suction & discharge hose,reinforced w oth materials,	2 069	2 644	24 427	43 447
4009429000	Oth tube,pipe & hose,reinforced withoth material, with fitting	297 350	1 313 895	4 601 089	11 537 443
4010111000	Conveyor belts/belting,reinforced withmetal, width > 20cm	26	30 642	874	127 030
4010119000	Conveyor belts/belting,reinforced withmetal, width <= 20cm	74 947	194 211	755 824	1 653 525
4010121000	Conveyor belts/belting,reinforced withtextile, width > 20cm	3 225	63 201	20 960	316 729
4010129000	Conveyor belts/belting,reinforced withtextile, width <= 20cm	53 668	459 766	152 808	1 032 964
4010191000	Oth conveyor belts/belting, reinforcedwith oth; width > 20cm	16 788	89 212	168 310	876 054

I.3. IMPOR MENURUT KOMODITI / IMPORT BY HS COMMODITY
***** MARET/MARCH 2011 *****

H S	Uraian Komoditi Commodity Description	Berat Bersih / Net Weight (Kg)		Nilai / Value C.I.F (US\$)	
		Bulan ini	Kumulatif	Bulan ini	Kumulatif
		Current Month	Cum.Jan. to date	Current Month	Cum.Jan. to date
4010199000	Oth conveyor belts/belting, reinforcedwith oth; width <= 20cm	247 924	932 444	1 422 430	4 314 660
4010310000	V-belts,V-ribbed,60cm<outside circum ference<=120cm	41 411	100 642	580 391	1 641 585
4010320000	V-belts,oth than V-ribbed,60cm<outside circum ference<=120cm	9 816	28 200	285 566	774 619
4010330000	V-belts,V-ribbed,120cm<outside circum ference<=240cm	10 302	19 892	175 853	340 337
4010340000	V-belts,oth than V-ribbed,120cm<outside circum ference<=240cm	133	289	4 435	10 297
4010350000	Endless synchronous belt,60cm<outside circum ference<=150cm	56	1 943	3 590	20 037
4010360000	Endless synchronous belt,150cm<outside circum ference<=198cm	0	3 321	0	7 800
4010390000	Oth transmission belts/belting	160 729	417 738	3 242 375	8 059 102
4011100000	New pneumatic tyres,of rubber of a kindused on motor cars	1 298 731	3 513 022	4 915 633	12 392 147
4011201000	New pneumatic tyre,of rubber used onbuses/lorries, width<450mi	3 256 316	8 431 733	8 616 762	20 748 766
4011209000	New pneumatic tyre,of rubber used onbuses/lorries, width>=450n	1 220 039	3 037 382	2 485 486	6 630 558
4011300000	New pneumatic tyres,of rubber of akind used on aircraft	66 535	202 028	497 978	1 552 799
4011400000	New pneumatic tyres,of rubber of akind used on motorcycles	114 248	392 585	391 273	1 206 586
4011500000	New pneumatic tyres,of rubber of akind used on bicycles	91 912	400 808	177 817	589 312
4011610000	New pneumatic tyres,of rubber used onagricultural/forestry vehicl	62 275	339 168	267 055	1 339 843
4011620000	New pneumatic tyres,of rubber, rimsize<61 cm,used on const/ind.	116 086	281 836	418 725	1 090 975
4011630000	New pneumatic tyre,of rubber,rim size>=61cm, used on const/ind.	101 653	145 115	387 340	509 106
4011690000	New pneumatic tyre,of rubber,used for oth purpose	1 465 446	2 682 983	10 229 406	17 719 206
4011920000	Oth new pneumatic tyre,of rubber,usedon agricul./forestry vehicl	44 224	279 809	141 220	937 946
4011930000	Oth new pneumatic tyre,of rubber,rimsize<61 cm,used on const/ir	375 664	1 025 088	176 920	567 948
4011941000	Oth new pneumatic tyre,of rubber,rimsize>=61cm, used on earth i	36 314	119 326	345 015	949 911
4011949000	Oth new pneumatic tyre,of rubber,rimsize>=61cm, used for oth. p	894 829	3 001 946	6 708 354	22 936 732
4011991000	Oth new pneumatic tyre,of rubber,used on vehicles of chap.87	1 194 886	3 707 033	10 557 674	26 538 369
4011992000	Oth new pneumatic tyre,of rubber,used on earth moving mach.	130 137	509 987	837 449	3 046 335
4011993000	Oth new pneumatic tyre,of rubber,used for oth, width>450mm	28 860	28 860	444 000	444 000
4011999000	Oth new pneumatic tyre,of rubber,used for oth, width<450mm	677 106	2 105 600	4 998 910	15 787 551
4012129000	Retreaded tyres,used on buses/lorries,width>=450mm	12 078	26 213	23 694	30 514
4012130000	Retreaded tyres,used on aircraft	28 799	49 295	146 050	284 464
4012191000	Retreaded tyres,used on motorcycles	0	656	0	1 930
4012192000	Retreaded tyres,used on bicycles	28 818	105 509	17 262	70 285
4012199000	Retreaded tyres,used for oth purposed	1	4 753	240	34 653
4012202100	Used pneumatic tyres,used on buses/lorries, width<450mm	4 257	4 257	5 857	5 857
4012202900	Used pneumatic tyres,used on buses/lorries, width>=450mm	1 130	1 130	400	400
4012901100	Solid tyres, of ext dia < 100 mmfor vehicles of chapter 87	1 825	3 642	13 390	35 282
4012901200	Solid tyres, 100 mm< ext dia < 100 mmfor vehicles of chapter 87	5	30	286	991
4012901300	Solid tyres,external diameter >250 mm,width<450mm, used of cha	0	5 519	0	28 539
4012901400	Oth solid tyres,external diameter > 250width<450mm, used of cha	5 500	6 967	17 365	21 439
4012901500	Oth solid tyres,external diameter >250,width>450mm, used of cha	0	189	0	606
4012901600	Oth solid tyres,external diameter>250mm,of a width > 450 mm	0	57 921	0	229 600
4012901900	Other solid tyres	4 040	83 533	26 027	406 893
4012902100	Solid tyres,enternal diameter <100 mm,	1	8	221	644
4012902900	Oth cushion tyres	17 295	18 685	81 673	83 439
4012907000	Replaceable tyre treads, width<450mm	98 589	159 866	314 670	517 530
4012908000	Tyre flaps	33 200	74 580	107 889	177 015
4012909000	Oth retreaded/used pneumatic,solid/cushion tyres, of rubber	46 702	178 807	141 340	416 533
4013101100	Inner tubes,of rubber,used on motor carwidth tyres<450mm	155 709	394 571	267 759	741 453
4013101900	Inner tubes,of rubber,used on motor carwidth tyres>450mm	73 272	123 575	311 207	419 130
4013102100	Inner tubes,of rubber,used on bus/lorriwidth tyres<450mm	19 289	90 818	52 626	198 718
4013102900	Inner tubes,of rubber,used on bus/lorriwidth tyres>450mm	27 637	54 888	13 896	38 129
4013200000	Inner tubes,of rubber,used on bicycles	76 149	271 883	97 545	319 374
4013901100	Inner tube,of rubber,use on earth movingwidth tyres<450mm	1 735	9 549	9 259	39 912
4013901900	Inner tube,of rubber,use on earth movingwidth tyres>450mm	9 049	16 604	56 612	98 931
4013902000	Inner tube,of rubber,used on motorcycleor motor scooters	158 396	608 151	105 924	428 316
4013903900	Inner tube,of rubber,used on oth vehicleof chap.87, width tyres>4	26 645	58 520	28 275	61 400
4013909100	Oth inner tube,of rubber,suitable forfitting to tyres of width<450n	639	39 343	4 048	102 120
4013909900	Oth inner tube,of rubber,suitable forfitting to tyres of width>450n	90 548	189 380	166 381	203 871
4014100000	Sheath contraceptives	49 827	121 871	819 691	1 783 343
4014901000	Teats for feeding bottles & similar kind	8 179	48 488	27 409	512 877
4014904000	Stoppers for pharmaceutical use	51 210	108 939	994 232	2 117 617
4014909000	Oth hygienic/pharmaceutical articles,ofvulcanised rubber	18 239	37 074	245 957	533 778
4015110000	Gloves, mittens & mitts, surgical	22 419	244 536	148 950	1 513 650
4015190000	Gloves, mittens & mitts, for otherpurposed	69 631	152 298	346 393	875 138
4015900000	Oth article of apparel, clothing accessfor all purposed	15 174	83 786	154 199	669 458
4016100000	Oth articles of vulcanised rubber otherof cellular rubber	52 923	92 322	320 146	586 286
4016911000	Mats	55 717	200 594	143 130	522 284
4016919000	Floor coverings	188 639	419 471	349 073	873 135
4016921000	Eraser tips	98 569	325 995	437 945	1 189 530
4016929000	Other erasers	31 366	110 611	133 072	469 364
4016931000	Gaskets, coverings & oth, packing forelectrolytic capacitor	30 386	98 415	1 442 963	2 716 965
4016939000	Oth gaskets, washers & oth seals	736 254	2 037 920	11 639 220	30 331 834
4016940000	Boat/dock fenders,whether/not inflatable	75 544	255 798	320 137	1 118 929

I.3. IMPOR MENURUT KOMODITI / IMPORT BY HS COMMODITY
***** MARET/MARCH 2011 *****

HS	Uraian Komoditi Commodity Description	Berat Bersih / Net Weight (Kg)		Nilai / Value C.I.F (US\$)	
		Bulan ini	Kumulatif	Bulan ini	Kumulatif
		Current Month	Cum.Jan. to date	Current Month	Cum.Jan. to date
4016950000	Oth articles of vulcanised rubber,	22 336	114 979	176 888	623 092
4016991100	Oth article of vulcanised rubber,for vhcof heading 87.02~87.05&8:	321 995	905 077	4 805 043	12 422 016
4016991200	Oth article of vulcanised rubber,forvehicles 87.09,87.13,87.15&87	15 116	29 944	253 345	462 655
4016991700	Oth article of vulcanised rubber,forfor bicycles of heading 87.12	2	222	19	1 927
4016991900	Oth parts & access for vehicles of rubber	188 423	359 673	1 563 405	3 683 226
4016992000	Parts & access of rotochutes of heading 88.04	288	416	12 620	14 174
4016993000	Rubber bands	741 391	1 357 651	1 771 785	4 633 213
4016995100	Rubber rollers	60 194	210 704	420 103	1 071 602
4016995900	Oth article of a kind used in machinery/mechanical/electrical appli	41 803	136 176	1 246 626	2 905 667
4016996000	Rail pad, of rubber	86	2 890	2 559	14 251
4016997000	Structural bearings including bridgebridge bearings, oth than rail p	110 100	199 528	1 089 792	1 571 778
4016998000	Rubber grommets & rubber cover forautomotive wiring harness	118 247	303 038	2 018 551	5 239 336
4016999000	Oth articles of vulcanised rubber foroth purposed	201 657	904 009	1 906 667	6 536 063
4017000000	Hard rubber in all form,include waste & scrap, articles of hard rubb	26 400	94 702	284 591	1 104 056
4101200000	Whole hide & skin,weight/skin<8kg(simplydried), 10kg(dry-salt), 1	796 489	1 945 027	353 386	875 418
4101500000	Whole hide & skin,of a weight >16 kg	21 290	40 434	21 507	41 773
4101900000	Oth raw hides & skin of bovine/equineanimals	140 251	394 634	58 273	149 361
4102100000	Raw skins of sheep/lambs with wool on	75 999	113 999	86 713	131 318
4102210000	Raw skins of sheep/lambs without wool on, pickled	0	20 080	0	188 900
4102290000	Oth raw skins of sheep/lambs withoutwool on, not pickled	47 820	48 086	18 745	29 454
4103900000	Raw hide & skin of oth animal	113 806	257 363	46 520	111 379
4104110010	Bovine leather,vegetable pre-tannedfull grains, wet state	17 184	180 449	263 477	721 236
4104110090	Oth tanned/crust hide & skin of bovine,wet state, full grains	637 830	1 666 828	940 983	2 379 404
4104190000	Oth tanned/crust hide & skin of bovine,wet state, not full grains	546 142	1 342 042	1 673 310	4 538 291
4104410000	Crust vegetable (semi-tanned) hide & skins, full grains	482 476	1 204 338	7 175 108	18 536 757
4104490000	Oth crust vegetable (semi-tanned) hide& skin, full grains	586 238	1 426 161	6 956 096	15 560 472
4105100000	Tanned/crust skins of sheep/lamb,without wool on, in the wet sta	170 215	385 404	1 388 451	2 909 810
4105300000	Tanned/crust skins of sheep/lamb,without wool on, in dry state	13 971	17 592	495 463	707 693
4106210000	Tanned/crust hide & skin of goat/kid,in the wet state	22 178	22 178	83 300	83 300
4106220000	Tanned/crust hide & skin of goat/kid,in the dry state	215	3 480	7 913	61 676
4106320000	Tanned/crust hide & skin of swinein the dry state	215	358	6 220	10 295
4106920000	Oth tanned/crust hide & skin of oth,animals in the dry state	166	2 951	14 177	268 904
4107110000	Whole hides&skins,full grains,unsplitsof bovine/eguine animals	176 121	383 028	3 392 638	7 515 352
4107120000	Whole hides & skins,grains splits,ofbovine/eguine animals	49 070	88 019	465 891	843 794
4107190000	Oth whole hides & skins,of bovine/eguine animals, in oth form	263 947	862 384	4 352 790	13 497 530
4107910000	Oth whole hide & skin,including side,ofbovine/eguine animals, full	10 328	38 327	132 104	514 770
4107920000	Oth whole hide & skin,including side,ofbovine/eguine animals, gra	126 216	231 661	2 892 895	5 265 047
4107990000	Oth whole hide & skin,including side,ofbovine/eguine animals, in c	363 881	830 041	4 410 724	10 237 640
4112000000	Leather further prepared after tanning,oth than leather of heading	41 224	157 326	697 969	3 264 103
4113100000	Leather further prepared after tanning,of goats or kids	23 336	85 243	883 875	3 309 422
4113200000	Leather further prepared after tanning,of swine	18 950	52 434	465 303	1 052 725
4113900000	Leather further prepared after tanning,of oth animals	20 850	40 282	514 019	990 878
4114100000	Chamois (including combinationchamoss leather	44 410	103 788	191 464	420 369
4114200000	Patent leather & patent laminatedleather, metalised leather	126 320	304 538	1 480 670	3 306 987
4115100000	Composition leather with basis ofleather in slabs, sheets/strip	10 909	51 859	410 449	1 441 703
4201000000	Saddlery & harness for any animalof any materials	1	54	14	420
4202111000	School satchel,with outer surface ofleather, compositions/patent l	11 696	62 133	86 943	209 063
4202119000	Trunk,suit,vanity,executive,brief-caseswith outer surface of leathe	99 885	317 989	605 867	1 475 455
4202121000	School satchel,with outer surface ofplastics/textile materials	12 300	72 668	35 109	177 310
4202129000	Trunk,suit,vanity,executive,brief-casesw out surface of plastics/te	406 084	2 007 955	1 882 616	6 622 495
4202191000	School satchel,trunk,suit,vanity,brief,of wood, iron, steel or zinc	2	1 088	1 145	33 306
4202199000	School satchel,trunk,suit,vanity,brief,ot oth materials	226 947	621 764	1 075 709	2 683 985
4202210000	Hand bag with outer surface of leatheror of patent leather	5 275	21 555	688 097	1 859 076
4202220000	Hand bag with outer surface of plasticsheeting or of textile materi	232 171	1 010 287	1 588 190	5 390 454
4202290000	Hand bag with other outer surface	331 799	1 386 095	1 560 754	5 518 848
4202310000	Artcl in pocket/hand bag with outersurface of leather or of patent	3 607	58 100	169 921	545 113
4202320000	Artcl in pocket/hand bag with outersurface of plastics or of textile	44 920	232 640	395 825	1 358 646
4202390000	Article of kind normally carried pocketor in handbag with outer srf	66 130	238 914	364 527	1 018 897
4202911000	Sport bags,with outer surface of leathercomposition leather/of pa	961	4 031	6 352	11 658
4202919000	Oth artcls with outer surface of leatheror of patent leather	99 948	409 485	646 518	1 520 608
4202921000	Bowling bags with outer surface ofplastic or of textile materials	252	7 808	1 049	16 513
4202929000	Other articles with outer surface ofplastic or of textile materials	96 247	211 241	438 183	1 187 695
4202991000	Bags, with outer surface of copper	1 357	4 512	8 362	27 215
4202999000	Oth than trunk, suit-cases,handbags,& similar containers	36 936	195 215	210 052	969 905
4203100000	Articles of apparelof leather or of composition leather.	2 825	8 526	116 204	341 015
4203210000	Gloves,mittens & mitts speciallydesigned for use in sports of leath	1 093	2 627	37 499	100 031
4203291000	Protective work gloves of leather orof composition leather	23 003	79 052	83 093	469 834
4203299000	Oth gloves, mittens & mitts of leatheror of composition leather	30 849	52 918	52 567	193 077
4203300000	Belts & bandoliers of leatheror of composition leather	39 309	186 049	433 163	1 378 036
4203400000	Oth clothing access of leatheror of composition leather	45 422	80 240	585 135	1 117 894
4205001000	Oth articles of leather or ofcomposition leather, boot laces ; mats	12 940	24 775	179 397	424 530

I.3. IMPOR MENURUT KOMODITI / IMPORT BY HS COMMODITY
***** MARET/MARCH 2011 *****

H S	Uraian Komoditi Commodity Description	Berat Bersih / Net Weight (Kg)		Nilai / Value C.I.F (US\$)	
		Bulan ini	Kumulatif	Bulan ini	Kumulatif
		Current Month	Cum.Jan. to date	Current Month	Cum.Jan. to date
4205002000	Oth articles of leather,industrial safety belt & harnesses	12 052	21 614	59 278	135 937
4205003000	Leather strings or cords for jewelry orfor personal adornment	600	4 805	2 480	15 685
4205004000	Oth articles of leather/of compositionleather of a kind used in mac	4 045	22 816	30 381	89 641
4205009000	Oth articles of leather oth thanboot laces,safety belt & leather stri	9 173	14 841	91 083	140 628
4301100000	Raw furskins of mink, whole, with orwithout head, tail or paws	0	135	0	4 275
4301800000	Oth furskins, whole, with orwithout head, tail or paws	0	65	0	645
4302190000	Tanned or dressed furskins, oth thanof mink & of lamb	1 209	1 429	52 445	60 218
4303100000	Articles of apparel, clothing accessof furskin	7 363	29 414	78 892	276 871
4303902000	Article for industrial purposes,oth than of furskin	0	10 024	0	2 846
4303909000	Oth than sport bag & article for industpurposes, oth than of furski	2	1 220	56	1 699
4304001000	Artificial fur	16	72	63	1 472
4304002000	Article for indust purposesof artificioal fur	620	964	39 008	54 579
4304009100	Sport bags of artificial fur	1	1	16	16
4304009900	Artificial fur&articles thereof otharticle find purposes&sport bags	582	590	3 250	3 432
4401100000	Fuel wood,in logs,in billets,in twigsfaggots or in similar forms	658 776	2 012 477	193 009	553 972
4401210000	Coniferous, wood in chips or particles	1	3 560 002	10	390 777
4401220000	Non-coniferous	0	6 930	0	4 080
4401300000	Sawdust & wood waste & scrap,whetheror not agglomerat in logs,	217 263	591 167	115 514	291 774
4402900000	Wood charcoal(including shell or nutcharcoal), of oth than bambo	4 800	4 800	5 611	5 611
4403101000	Baulks, wood in the rough,treated withpaint,stains,creosote/oth p	14 404	84 661	42 119	241 793
4403109000	Oth baulk,sawlog,pit-props,poles,pilestreated with paint	985 977	2 070 568	377 450	760 338
4403209010	Coniferous,oil damar, pulpwood	1 505	1 505	10 898	10 898
4403209090	Oth wood in the rough	114 731	451 523	61 334	251 738
4403419090	Oth pulp,baulk,of dark red merantilight red meranti & meranti bak	432 735	951 492	35 694	78 463
4403911000	Baulks, sawlogs and veneer logs of oak	563 006	2 086 004	261 725	982 459
4403919090	Oth pulp,baulk,sawlog,pit props,polesof oak	1 413 243	2 191 199	757 404	1 101 966
4403929090	Oth pulp,baulk,sawlog,pit props,pole ofbeech,oth thn pulpwood	22 710	3 642 950	16 492	327 691
4403991000	Baulks, oth meranti,beech,oak,tropical wood,ramin,keruing,kapur	180	25 569	2 379	68 231
4403999090	Oth pulp,baulk,sawlog,pit props,poles ofmeranti,tropic wood,rami	206 421	768 878	130 937	426 913
4404200000	Hoopwood, split poles;piles, picket& the like of non coniferous	0	33 168	0	8 839
4405000000	Wood wool, wood flour.	522 253	957 788	266 903	477 554
4407100010	Coniferous,planed of a thickness > 6mm	639 962	2 187 785	514 354	1 630 053
4407100020	Coniferous,sanded or end jointedthickness>6mm	20 868	53 183	15 569	70 580
4407100090	Coniferous,oth sanded or end jointed& planed, thickness>6mm	4 795 831	14 809 444	3 032 406	9 198 484
4407210090	Mahogany,oth planed, sandedend jointed,thickness>6mm	5 694	17 666	7 236	30 518
4407251090	Dark meranti/light red meranti, othplaned,sanded thickness>6mm	0	132 027	0	155 700
4407270090	Sapelli other planed, sanded orend jointed,thickness>6mm	198	198	269	269
4407280090	Iroko other planed, sanded orend jointed,thickness>6mm	0	65 826	0	59 714
4407293900	Kempas oth planed&sanded orend jointed, thickness>6mm	0	17 517	0	17 075
4407296900	Teak wood,oth planed&sanded orend jointed, thickness>6mm	96 795	96 795	100 055	100 055
4407297090	Balau wood,oth planed&sanded orend jointed, thickness>6mm	0	1 500	0	6 081
4407299900	Oth tropical wood, oth sanded or endjointed&planed,thickness>6r	55 643	175 835	41 028	108 218
4407910010	Oth of oak wood, planedthickness>6mm	179 924	393 083	117 155	256 981
4407910090	Oth of oak wood,oth planed&sandedor end jointed, thickness>6m	1 369 745	3 541 395	1 244 860	3 115 863
4407920010	Oth of beech wood,planedthickness>6mm	0	91 500	0	16 635
4407920090	Oth of beech wood,oth planed&sandedor end jointed, thickness>6	743 331	1 403 009	296 685	594 733
4407930010	Oth of maple wood,planedthickness>6mm	73 929	134 746	115 251	196 511
4407930020	Oth of maple wood, sanded or endjointed, thickness>6mm	0	19 809	0	18 803
4407930090	Oth of maple wood,oth planed&sandedor end jointed, thickness>6	265 631	796 791	185 597	635 554
4407940090	Oth of cherry wood,oth planed&sandedor end jointed, thickness>6	2	123 125	2	85 808
4407950090	Oth of ash wood,oth planed&sandedor end jointed, thickness>6m	157 812	285 336	403 898	820 594
4407990010	Oth wood sawn or chipped lengthwise,sliced or peeled, planed thi	62 644	321 957	35 563	246 566
4407990090	Oth wood sawn or chipped lengthwise,planed or sanded thikness>	2 489 640	6 362 982	2 081 097	5 179 295
4408101000	Cedar wood slats prepared for pencilmanufact;radiata pinewood f	47 840	114 830	29 622	64 534
4408103000	Face veneer sheets, coniferous	0	67 700	0	91 422
4408109000	Coniferous,oth cedar wood slats,faceveneer sheets	140 701	558 503	472 340	982 899
4408310000	Dark red meranti, light red meranti andmeranti bakau of the tropi	0	48 000	0	46 875
4408399000	Oth jelutong wood and oth woodprepared for pencil manufact	172 821	706 768	485 072	1 851 063
4408900000	Oth sheets for veneering and of thetropical wood of thickness < 6	413 559	1 369 774	985 007	2 764 059
4409100000	Coniferous wood cotin shaped	9 764	272 150	44 004	142 962
4409210000	Non coniferos wood cotin shapedof bamboo	2 953	49 387	3 461	62 246
4409290000	Oth non coniferous oth teak stripsfriezes for parquet flooring	7 127	150 568	23 168	257 384
4410110000	Particle board & similar board of wood	16 639 031	42 549 770	4 245 852	10 804 772
4410190000	Oth particle board,oriented strand board(osb) of wood	1 039 183	2 732 564	404 827	1 144 935
4410900000	Particle board & similar board ofother ligneous materias	15 280	39 532	35 293	78 218
4411120000	Medium density fibreboard (mdf)of a thickness < 5mm	2 837 106	6 685 006	1 186 922	2 967 540
4411130000	Medium density fibreboard (mdf)of a thickness > 5mm and < 9 mn	1 474 218	3 307 799	704 273	1 605 514
4411140000	Medium density fibreboard (mdf)of a thickness > 9 mm	3 887 486	12 385 641	1 688 363	5 187 709
4411920000	Oth fibreboard of a density >0.8g/cm3	478 048	1 327 246	340 209	917 425
4411930000	Oth fibreboard of 0,5g/cm<density<0,8g/cm3	2 020 933	5 335 537	782 544	2 068 863
4411940000	Oth fibreboard of a density <0.5g/cm3	183 710	923 666	110 728	409 084

I.3. IMPOR MENURUT KOMODITI / IMPORT BY HS COMMODITY
***** MARET/MARCH 2011 *****

HS	Uraian Komoditi Commodity Description	Berat Bersih / Net Weight (Kg)		Nilai / Value C.I.F (US\$)	
		Bulan ini	Kumulatif	Bulan ini	Kumulatif
		Current Month	Cum.Jan. to date	Current Month	Cum.Jan. to date
4412100000	Plywood,veneered panel&similar laminated of bamboo	50	30 415	1 472	46 483
4412310000	Oth plywood,each thick.<6mm with atleast one outer ply of tropic	136 827	404 575	90 124	501 574
4412320000	Oth plywood,each thick.<6mm with atleast one outer ply of non c	303 695	1 737 256	119 338	1 063 624
4412390000	Oth plywood consisting solely of sheetsof wood of each thick < 6 n	2 702 742	14 209 784	1 573 737	7 633 847
4412940000	Oth plywood of blockboard,laminboardand battenboard	6 495	16 337	31 851	73 180
4412990000	Veneered panels&similar w/at least oneother wood	804 376	3 858 844	605 151	2 902 632
4413000000	Densified wood, in blocks,plates,stripsof profile shapes.	73 837	217 874	203 607	532 462
4414000000	Wooden frames for paintings, photo-graphs mirrors or similar obje	17 162	40 652	45 377	70 949
4415100000	Cases, boxes, crates, drums & similarpackings; cable-drums	8 470	74 088	10 217	115 555
4415200000	Pallets,box pallets& other load boards;pallet collars	106 321	315 523	109 870	457 922
4416001000	Staves of wood	7 770	11 294	10 900	25 735
4416009000	Casks,barrels,vats,tubs&other coopersproducts & parts thereof, of	4	11 974	540	59 602
4417000000	Tools,tool bodies,tool handles,broom orbrush bodies & handles, o	78 956	245 744	213 179	632 903
4418200000	Doors & their frames & thresholdsof wood	70 077	115 999	123 677	250 702
4418400000	Shuttering for concrete construal workof wood	0	27 807	0	38 241
4418500000	Shingles & shakes of wood	0	5 347	0	30 682
4418600000	Posts and beams of wood	20 600	39 738	29 394	59 198
4418710000	Assembled flooring panels for mosaicfloors of wood	9 903	9 903	16 376	16 376
4418720000	Assembled flooring panel for multilayerof wood	0	20 264	0	57 236
4418790000	Oth assembled flooring panels of wood	53 203	53 203	57 124	57 124
4418909000	Other builders joinery & carpentryof wood	192 331	469 498	147 297	377 978
4419000000	Tableware and kitchenware, of wood.	26 437	90 941	46 064	133 013
4420100000	Statuettes & oth ornaments, of wood	3 154	9 015	8 358	18 991
4420901000	Wooden articles of furniture not fallingin chapter 94	1 343	5 210	643	16 451
4420909000	Oth wood marquetry and inlaid,casketand similar articles of wood	30 865	75 369	73 545	208 792
4421100000	Clothes hangers of wood	34 815	169 496	663 865	1 151 118
4421901000	Spools, cops & bobbins, sewing threadreels and the like of wood	1 161	3 187	13 592	35 973
4421902000	Match splints	0	292	0	4 257
4421903000	Wooden pegs or pins for footwear	9 659	12 026	20 665	25 975
4421904000	Candy-sticks, ice-cream sticks & icecream spoons	78 470	357 343	151 574	431 640
4421907000	Fans & handscreens, frames & handlesof wood	2 151	3 997	6 032	25 140
4421908000	Toothpicks of wood	52 889	138 244	38 815	90 596
4421909200	Prayer beads of wood	1 417	4 597	14 331	110 561
4421909900	Other wooden articles	132 452	446 960	271 669	913 481
4501100000	Natural cork, raw or simply prepared	658	1 186	10 517	30 284
4501900000	Waste cork; crushed, granulated orground cork.	13 534	21 292	64 149	82 556
4502000000	Natural cork,debarked or roughly squareor in rectangular (includ	211	3 516	95	29 790
4503100000	Corks and stoppers	239	2 151	74	5 991
4503900000	Other articles of natural cork.	31 049	82 518	37 536	141 668
4504100000	Blocks, plates, sheets & strip; tiles ofany shape; of agglomerated c	11 784	37 831	70 019	196 107
4504900000	Other articles of agglomerated cork	36 213	86 119	126 304	370 572
4601210000	Mats, matting and screens of vegetablematerials of bamboo	9 660	26 855	11 880	36 583
4601220000	Mats, matting and screens of vegetablematerials of rattan	0	504	0	13 422
4601290000	Oth mats,matting & screens of vegetablevegetable of material	3 778	3 780	10 804	10 821
4601929000	Other products of bamboo	7 126	28 268	5 550	42 348
4601939000	Other products of rattan	0	1	0	35
4601949000	Other products of vegetable material	255	255	425	425
4601991000	Mats and matting of other material	85 158	90 130	262 793	273 058
4601999000	Screens of other material	7 673	17 129	46 450	135 799
4602110000	Basketwork, wickerwork & other articles,of vegetable material of l	15 527	32 075	7 015	16 205
4602120000	Basketwork, wickerwork & other articles,of vegetable material of l	1	835	4	2 706
4602190000	Basketwork, wickerwork & other articles,other vegetable material	57	376	2 594	3 975
4602900000	Basketwork, wickerwork & other articles,of other materials	8	8 977	507	33 426
4701000000	Mechanical wood pulp.	14 653 484	42 322 395	8 012 228	23 268 092
4702000000	Chemical wood pulp, dissolving grades.	32 021 860	108 293 772	37 269 877	128 484 529
4703110000	Chemical wood pulp, soda, oth than dissolving grades,unbleached,	695 413	4 184 178	544 981	3 123 362
4703210000	Chemical wood pulp, soda, oth than dissolving grades,bleached,nc	43 177 296	126 076 023	36 132 981	102 978 851
4703290000	Chemical wood pulp, soda, oth than dissolving grades,bleached,nc	4 982 910	17 873 120	3 520 921	12 846 243
4704110000	Chemical wood pulp,sulphite,oth than dissolving grades,unbleache	22 848	545 188	15 994	357 604
4704190000	Chemical wood pulp,sulphite,oth than dissolving grades,unbleache	0	2 341	0	8 900
4704210000	Chemical wood pulp,sulphite,oth than dissolving grades,bleached,	748 348	1 108 826	706 202	1 034 858
4704290000	Chemical wood pulp,sulphite,oth than dissolving grades,bleached,	22 700	135 264	48 150	210 530
4705000000	Wood pulp obtained by a combination ofmechanical & chemical p	5 718 379	15 652 770	3 213 602	8 766 071
4706100000	Cotton linters pulp	822 180	1 835 304	3 003 886	6 789 380
4706200000	Pulps of fibres derived from recovered(waste & scrap) paper or pa	23 913	62 830	45 944	125 071
4706300000	Pulps of fibres derived from recoveredof oth than bamboo	0	3 475	0	57 140
4706910000	Mechanical pulps of fibres derived fromrecovered paper or paperk	460 230	1 243 857	358 075	1 013 973
4706920000	Chemical pulps of fibres derived fromrecovered paper or paperbo;	69 387	174 056	206 421	563 723
4707100010	Unbleached kraft paper or paperboardfor paper making purposes	128 249 819	354 246 506	31 628 753	85 220 797
4707100090	Unbleached kraft paper or paperboardfor oth purposes	1	252	1	6 232
4707200010	Oth paper,bleached chemical pulp,notcolored, for paper making p	9 689 189	18 701 315	3 586 942	6 819 143

I.3. IMPOR MENURUT KOMODITI / IMPORT BY HS COMMODITY
***** MARET/MARCH 2011 *****

H S	Uraian Komoditi Commodity Description	Berat Bersih / Net Weight (Kg)		Nilai / Value C.I.F (US\$)	
		Bulan ini	Kumulatif	Bulan ini	Kumulatif
		Current Month	Cum.Jan. to date	Current Month	Cum.Jan. to date
4707200090	Oth paper,bleached chemical pulp,notcolored, for oth purposes	3 075	8 036	6 603	19 345
4707300010	Paper made mainly of mechanical pulpfor paper making purposes	46 498 669	123 661 747	12 023 170	31 340 755
4707300090	Paper made mainly of mechanical pulpfor oth purposes	19	49	132	756
4707900010	Other paper, unsorted waste & scrap,for paper making purposes	13 655 302	42 010 722	2 866 457	8 895 115
4801001000	Newsprint, in rolls or sheets.weighing not more than 55 g/m2	1 830 447	2 015 565	1 166 476	1 241 975
4801009000	Newsprint, in rolls or sheets.weighing more than 55 g/m2	16 371	663 575	39 030	538 207
4802100000	Hand-made paper and paperboard	10 609	18 801	156 361	225 919
4802200000	Paper and paperboard of a kind used asfor photo sensitive,heat-se	2 392	72 251	11 874	232 865
4802400000	Wallpaper base	26 315	104 177	81 187	188 137
4802541000	Paper,no fibres used in manufac gypsboard computercards,weight	0	49 564	0	52 538
4802549010	Aluminium base paperweighing<20gm2 in rolls >15cm	100 009	340 222	157 744	504 591
4802549090	Oth carbonising base paperweighing<20gm2 in rolls >15cm	632 929	1 495 458	364 430	835 368
4802552100	Fancy paper and paperboard,in rolls of width of =< 15 cm	452	1 687	17 006	34 121
4802552900	Fancy paper and paperboard,other than in roll of with of >15cm	7 011 753	13 031 631	6 278 924	11 670 997
4802559000	Paper,no fibres, for other purpose40< weight <150 g/m,roll	904 390	2 896 970	893 515	3 281 201
4802562100	Fancy paper and paperboard,in rectangular =<36cm oth side =15cr	739	753	4 657	4 666
4802562900	Oth fancy paper & paperboard	144 492	148 113	139 607	180 554
4802569000	Paper,no fibres, for other purpose40< weight <150 g/m,sheet	58 318	76 781	67 199	123 569
4802570000	Other paper & paperboard, weight>40g/m2and =< 150g/m2	761 364	1 202 593	783 885	1 313 530
4802582900	Fancy paper and paperboard,oth in rollwidth<=15cm/in rectang sh	0	85 023	0	74 392
4802589000	Oth paper,no fibres, for other purposeweight >150 g/m	1 321 526	3 550 874	968 068	2 525 240
4802611000	Paper, fibres>10%, aluminium paperpaper,in rolls	4	4	45	45
4802612000	Paper,fibres>10%, for banknotes,manufACof gypsumboard, in roll:	50 475	53 001	46 027	59 625
4802619000	Paper,fibres>10%,oth aluminium paper,banknotes,printing, writing	256 291	1 642 106	226 939	1 424 292
4802622000	Paper,fibres,banknotes,manuf of gypsumboard,in sheets 435<one	20 000	26 401	73 259	103 999
4802629000	Oth paper,fibres, for other purpose,in sheets with 435< one side <	1 270	1 517	17 964	20 949
4802690000	Oth paper,fibres, for other not purpose,of fibres>10%, paper in rol	219 073	310 251	305 235	499 509
4803003000	Cellulosewadding not further worked thanbeing color,marble thro	12 010	25 965	60 444	193 077
4803009000	Oth cellulosa wading & tissue paper for toilet/facial tissue stock&si	239 064	789 414	850 787	2 299 006
4804111000	Kraftliner paper&paperboard,in rolls or sheets,unbleached	443	443	546	546
4804119000	Kraftliner paper&paperboard,in rolls or sheets,bleached	1 334 311	2 891 503	922 736	1 968 134
4804191000	Kraftliner paper&paperboard, oth thanof kind used in mnftre of gi	157	225	3 119	4 783
4804199000	Oth kraftliner paper&paperboard	2 361 003	4 796 659	2 171 049	4 218 046
4804211000	Sack kraft paper for making cement bagin rolls or sheets,unbleach	12 364 417	32 553 403	13 912 481	34 380 494
4804219100	Sack kraft paper for making cement bagin rolls or sheets,bleached	119 752	576 356	81 642	575 915
4804219900	Oth sack kraft paper for making cementbag in rolls or sheets,unble	181 307	795 556	168 907	742 767
4804291000	Composite papers, in rolls or sheets	75 376	88 877	66 331	80 835
4804299000	Oth composite papers, in rolls or sheets	230 200	408 937	194 232	381 116
4804311000	Elect grade insulating kraft paper,weighing 150 g/m,unbleached	58 957	217 192	257 239	974 699
4804313000	Wet strenght 40g to 60g, for plywoodadhesive tape,weigh 150g/m/r	126 032	479 539	152 188	542 696
4804319000	Other kraft paper & wet strenghtweighing 150 g/m,unbleached	519 888	1 482 601	564 077	1 958 688
4804391000	Adheshive tape,40-60g,used in mnfact.weight <= 150g/m2,bleach	24 848	171 607	26 785	159 238
4804399000	Adheshive tape,40-60g,not used inmnfact.,weigh <= 150g/m2,blea	318 228	832 413	296 959	783 846
4804411000	Elect grade insulating kraft paper,150<weighing< 225 g/m,unbleac	5 302	6 386	16 171	17 507
4804419000	Oth elect grade insulating kraft paper,150<weighing <225 g/m,unt	1 069 498	2 139 213	983 307	2 008 333
4804420000	Bleached uniformly throughout the mass&>95% wood fibres,150<	0	407 864	0	502 863
4804490000	Other kraftpaper& paperboard150<weighing< 225 g/m	385 448	427 278	255 679	383 506
4804511000	Elect grade insulating kraft paper,pressboard weighing >600g/m,u	718	3 564	11 329	37 093
4804519000	Oth wet strenght 40g to 60g,for plywoodadhesive tape,weigh>225	33	252 185	256	166 283
4804521000	Bleached of kind used in the manufact of gypsum boards	0	125 793	0	40 254
4804529000	Bleached oth of kind used in themnfrt of gypsum boards	141 234	309 982	362 892	723 813
4804590000	Other kraftpaper& paperboardweighing 225 g/m or more	51 556	101 391	194 944	324 555
4805110000	Uncoated paper&paperboard,semichemicalfuting paper,rolls or sl	11	1 595 820	420	791 593
4805129000	Uncoated paper&paperboard,oth semichemical,straw flutingpaper	23 169	32 897	50 721	113 120
4805191000	Uncoated paper&paperboard,oth flutingpaper	0	22 356	0	54 321
4805199000	Oth uncoated paper and paperboard,in rolls or sheets	1 587 559	4 649 488	710 704	2 033 625
4805240000	Uncoated paper&paperboard,testlinerweighing 150 g/m2 or less	291 876	1 072 841	144 479	564 692
4805251000	Uncoated paper&paperboard,testlinerweighing >= 150 g/m2	168 715	355 905	88 584	186 406
4805259000	Uncoated paper&paperboard,testlineroth of weighing >= 150 g/m	1 443 023	3 909 387	826 356	2 287 623
4805301000	Paper,sulphite wrapping paper,colored match wrapping paper	14 436	14 436	24 633	24 633
4805309000	Paper,sulphite wrapping paper,oth colored match wrapping paper	30 536	42 469	58 761	97 343
4805400000	Filter paper and paperboard	718 799	1 481 972	2 568 706	5 424 140
4805500000	Felt paper and paperboard	21 503	54 072	87 604	203 202
4805911000	Paper used as packing of flat glassproduct, resin<0,6%,wg<150g/m	283	462	3 910	6 613
4805919000	Uncoated paper&paperboard,oth blotting,&joss paper,weighing15	139 131	277 834	257 177	517 437
4805921000	Multi-ply paper and paperboard of150<weighing<225g/m	195	280	4 490	7 720
4805929000	Uncoated paper&paperboardof oth 150<weighing<225g/m	1 006 573	3 483 433	592 857	2 035 337
4805931000	Multi-ply paper and paperboardof weighing > 225g/m2	48 973	470 021	31 421	321 310
4805939000	Uncoated paper&paperboard,of other weighing > 225g/m2	1 126 153	1 948 284	640 804	1 424 625
4806100000	Vegetable parchment	39 456	140 492	92 767	354 392
4806200000	Greaseproof papers	124 294	320 222	245 892	572 208

I.3. IMPOR MENURUT KOMODITI / IMPORT BY HS COMMODITY
***** MARET/MARCH 2011 *****

HS	Uraian Komoditi Commodity Description	Berat Bersih / Net Weight (Kg)		Nilai / Value C.I.F (US\$)	
		Bulan ini	Kumulatif	Bulan ini	Kumulatif
		Current Month	Cum.Jan. to date	Current Month	Cum.Jan. to date
4806300000	Tracing papers	961	37 690	2 800	57 355
4806400000	Glassine and other glazed transparent or translucent papers	659 209	2 102 938	1 183 600	3 580 552
4807000000	Composite paper and paperboard not surface-coated or impregnated	667 518	2 519 740	578 504	2 009 856
4808100000	Corrugated paper & paperboard, whether or not perforated, in rolls	237 178	695 559	277 325	820 055
4808200000	Sack kraft paper, creped, crinkled, whether, not embossed or perforated	5 510	124 890	41 721	415 189
4808300000	Oth kraft paper, creped or crinkle, whether or not embossed or perforated	14 237	60 638	41 820	195 588
4808901000	Paper & paperboard, embossed fancy paper used printing, cover	327	17 308	2 256	39 121
4808909000	Paper & paperboard, oth embossed fancy paper used printing, cover, l	102 217	244 525	232 572	491 713
4809200000	Self-copy paper	383 429	582 754	636 166	981 081
4809900000	Other self-copy paper	206 311	445 793	461 107	982 801
4810134000	Paper & paperboard for photo, heat, elect. in rolls papers of width <1	0	3	0	22
4810135000	Paper & paperboard for photo, heat, elect. in rolls papers of oth width	4	712	11	1 091
4810139010	Banknotes paper, in roll of a width <= 15 cm	243 651	336 685	1 673 206	2 426 479
4810139090	Oth coated writing and printing paper banknotes paper, in rolls	2 518 889	5 612 156	2 552 799	5 895 272
4810146000	Paper & paperboard for photo, heat, elect. of width < 15 cm	195	580	957	3 022
4810149090	Oth coated writing & printing paper banknotes paper, in sheets	4 597	4 597	3 939	3 939
4810190010	Other Banknotes paper	0	24	0	245
4810190090	Oth banknotes paper, coated writing & printing paper, one side > 45	592 899	1 753 420	1 033 837	2 850 778
4810223000	Paper & paperboard for photo, heat, elect. sensitive, light weight coat	0	21 522	0	23 029
4810224000	Paper & paperboard, oth in roll of a width 15 cm < one side < 36 cm, un	0	587	0	1 697
4810229000	Oth aluminium paper base, light-weight coated paper	1 532 212	4 934 711	2 612 899	5 850 090
4810294000	Oth paper & paperboard for photo, heat, elect. oth light weight coat	224	224	1 431	1 431
4810295000	Oth paper & paperboard, oth in roll of a width 15 cm < one side < 36 cm	0	1	0	81
4810299000	Oth aluminium paper base and art paper oth light weight coated paper	1 656 185	3 184 846	1 694 965	3 457 265
4810312000	Kraft paper, for separate battery plate, width <= 15 cm, 15 cm < side > 36	83	83	203	203
4810313000	Kraft paper, for separate battery plate, width <= 15 cm, 15 cm < side > 36	745	813	468	561
4810319000	Kraft paper, paperboard, not for writing, printing, other graphic purp	2 003	4 111	11 230	31 433
4810329000	Kraft paper, paperboard, not for writing, printing, other graphic purp	556 946	1 766 306	583 641	1 842 174
4810392000	Paper as interleaf mtrl in proc battery roll < 15 cm, rect < 15 x 36 cm	19 220	29 715	103 506	161 682
4810399000	Kraft paper and paperboard in other size	340 496	560 727	397 425	619 696
4810921000	Gray backboard, multi ply	104 418	170 608	105 988	146 658
4810923000	Paper colored for computer card, oth multi ply	1 984	10 078	11 888	34 840
4810929000	Oth paper colored for computer card & gray backboard, multi ply	610 436	1 735 473	637 938	1 718 146
4810992000	Oth paper and paperboard of multi ply	10 967	17 824	57 884	104 468
4810999000	Oth paper colored for computer card, oth multi ply	335 848	769 814	610 610	1 536 956
4811101000	Tarred, bituminised/asphalted paper & paperboard, in roll < 15 cm,	50 525	185 869	68 612	211 851
4811109000	Tarred, bituminised/asphalted paper & paperboard, in other size	193 797	443 611	280 656	577 562
4811411000	Gummed or adhesive paper & paperboard, self-adhesive	93 808	311 070	453 971	1 498 238
4811419000	Gummed or adhesive paper & paperboard, oth self-adhesive	945 850	2 573 030	2 696 583	7 221 453
4811491000	Oth gummed or adhesive paper & paperboard self-adhesive	4 135	41 445	59 434	441 149
4811499000	Oth gummed or adhesive paper & paperboard oth self-adhesive	335 886	772 583	619 933	1 566 166
4811511000	Paper coated, impregnated or covered with plastic, bleached, wg > 1!	25 024	25 024	36 410	36 410
4811519000	Paper coated, impregnated or covered with plastic, unbleached, wg	767 462	2 336 568	1 579 440	4 024 573
4811591000	Paper coated, impregnated or covered with mntre of paper cup l	52 581	110 237	422 755	954 495
4811592000	Oth paper coated, impregnated or covered with a lining of alun	1 473 084	3 768 108	5 002 908	15 753 668
4811593000	Oth paper coated, impregnated or covered with sheets 15 < one sid	38	38	175	175
4811599000	Oth paper coated, impregnated or covered with plastic, oth bleache	1 069 612	2 238 244	2 529 694	5 869 395
4811601000	Paper coated, impregnated or covered with wax, paraffin, stearin, oil	1 530	2 152	22 854	43 619
4811609000	Paper coated, impregnated or covered with oth wax, paraffin, stearin,	32 950	233 958	71 770	351 321
4811903000	Oth paper, paperboard, cellulose wadding web of cell fibr roll < 15 cm	14 047	37 226	19 475	59 380
4811909000	Oth paper, paperboard, cellulose wadding web of cell fibres other s	1 072 460	3 216 739	3 254 334	9 342 273
4812000000	Filter blocks, slabs & plates, of paper pulp	29 468	57 370	160 303	289 297
4813100000	Cigarette paper, in the form of booklets or tubes	57 543	271 781	331 562	1 507 350
4813200000	Cigarette paper, in the form in rolls of a width not exceeding 5 cm	189 058	494 093	843 479	2 289 768
4813900000	Cigarette paper, oth in the form of booklets, tubes & in rolls	782 606	2 078 217	3 510 705	8 598 455
4814200000	Wallpaper & similar wall coverings, the face side, with a grained, emt	94 156	372 699	541 638	1 364 791
4814900000	Wallpaper & similar wall coverings, oth with transparent protective	427 632	878 701	1 086 154	2 436 779
4816200000	Self-copy paper (other than of 48.09)	7 259	36 032	14 659	68 261
4816900000	Other heat transfer paper & offset plates of paper	133 617	455 156	414 099	1 057 052
4817100000	Envelopes	57 505	120 521	489 450	904 752
4817200000	Letter cards, plain postcards and correspondence cards	3 225	9 153	4 940	42 472
4817300000	Boxes, pouches, wallets & writing compendiums, of paper or paperb	18 143	39 153	114 352	201 363
4818100000	Toilet paper	25 549	96 362	23 174	246 979
4818200000	Handkerchiefs, cleansing or facial tissues & towels	317 772	529 194	575 954	1 172 499
4818300000	Tablecloths and serviettes	966	4 600	11 759	36 716
4818401100	Napkins & napkin liners for babies & similar sanitary articles	1 970 027	5 916 689	6 965 980	20 623 757
4818401900	Oth napkins & napkin liners for babies & similar sanitary articles	674 312	1 393 692	1 827 251	3 648 285
4818402000	Sanitary towels, tampons & similar articles	1 158 447	2 900 974	4 839 990	12 003 753
4818500000	Articles of apparel & clothing, surgical face masks	2 047	52 465	81 731	841 678
4818900000	Oth articles of apparel & clothing, oth surgical face masks	122 369	292 516	519 810	971 538
4819100000	Cartons, boxes & cases, of corrugated paper or paperboard	2 633 009	6 429 609	5 277 962	13 692 932

I.3. IMPOR MENURUT KOMODITI / IMPORT BY HS COMMODITY
***** MARET/MARCH 2011 *****

HS	Uraian Komoditi Commodity Description	Berat Bersih / Net Weight (Kg)		Nilai / Value C.I.F (US\$)	
		Bulan ini	Kumulatif	Bulan ini	Kumulatif
		Current Month	Cum.Jan. to date	Current Month	Cum.Jan. to date
4819200000	Boxes, of non corrugated paper & paperboard	1 602 767	4 733 120	5 538 682	16 791 200
4819300000	Sacks&bags,base of a width>40cmfor cement or fertizer packing	235 338	558 078	426 800	991 626
4819400000	Other sacks and bags, including cones	146 894	308 034	451 913	985 981
4819500000	Other packing containers,includ recordsleeves	290 198	748 363	1 356 511	3 624 339
4819600000	Box files,letter trays,storage boxes&similar articles,used in offices,	22 827	863 399	134 924	1 042 604
4820100000	Registers,account books,note books,receipt books,&similar article	31 552	93 867	242 582	458 618
4820200000	Exercise books	49 934	93 804	66 732	142 006
4820300000	Binders(other than book covers),folders&file covers	6 206	19 610	38 434	98 947
4820400000	Manifold business forms& interleavedcarbon sets	6 826	9 206	22 410	31 880
4820500000	Albums for samples or for collections	11 052	26 123	49 083	100 650
4820900000	Other exercise book,binders,manifold,albums	59 962	161 288	109 729	352 913
4821101000	Printed,labels that form of packing forjewellery,small objects & th	99 574	286 094	1 860 167	4 302 331
4821109000	Printed,oth labels that form of packingfor jewellery,small objects & t	639 005	1 515 886	8 486 026	24 045 178
4821901000	Oth printed,labels that form of packingfor jewellery,small objects i	13 881	30 491	290 131	659 649
4821909000	Oth printed,oth label that form of packfor jewellery,small objects i	228 745	520 038	1 528 647	3 849 886
4822100000	Bobbins,spools,cops&similar of pulpof a kind used for winding tex	13 043	35 979	26 719	83 761
4822900000	Bobbins,spools,cops&similar of pulpoth of a kind used for wind tex	106 280	320 343	405 209	1 487 291
4823200000	Filter paper in rolls or sheets	1 742 472	4 110 309	2 067 111	5 892 097
4823401000	Cardiograph recording paper	1 317	1 865	15 779	18 474
4823409000	Oth paper for self recording for otherapparatus	59 481	168 463	235 119	714 278
4823690000	Trays,dishes,plates,cups&the like,ofpaper or paperboard of oth th	11 201	47 476	48 290	292 464
4823700000	Gaskets and washers,moulded opressed artcles of paper pulp	55 157	123 258	290 653	862 251
4823901000	Oth paper, cocooning frames forsilk-worms	530	18 469	6 594	41 713
4823902000	Sterilization indicators,not gummed,cocooning frames for silk-wor	23	29	29	1 411
4823903000	Cup stock board (l.e. polyethylene (pe)in rells of width of less than	6 678	32 473	43 473	115 498
4823904000	Telegraph or teleprinter paper in stripor rolls	92	103	1 352	1 522
4823905000	Display cards for jewellery/for smallobjects of personal adornmen	1 708	9 056	20 959	92 993
4823907000	Fans&handsscreens,with paper mountsor leaves&frames of any m	654	1 517	1 661	10 471
4823909000	Other,cut to size/shape,other than instrips, rolls or sheets	509 541	1 346 935	1 559 670	4 373 084
4901100000	Print books in official language of impctry for educations, in single	101 154	366 872	691 776	1 194 568
4901910000	Dictionaries,wholly/essentially in theofficial language of the impor	109	120	339	663
4901991000	Oth educational,wholly/essential in theofficial language of the imp	64 019	189 003	995 399	3 281 997
4901999000	Oth educational,oth wholly/essential inofficial language of the imp	187 915	448 779	4 538 276	7 013 349
4902100000	Newspapers,journals & periodicalsappearing at least four times a	54	1 163	547	12 702
4902900000	Oth newspapers, journals and periodicals	6 927	22 009	66 512	209 689
4903000000	Childrens picture,drawing or coloringbooks.	20	465	310	2 995
4904000000	Music,printed or in manuscript,whetheror not bound or illustrated	305	1 658	17 655	61 209
4905100000	Maps&hydrographic or similar charts ofall kinds,globes	6 344	11 064	63 225	107 144
4905910000	Maps&hydrographic or similar charts ofall kinds,in book form	38	122	265	5 133
4905990000	Maps&hydrographic or similar charts ofall kinds,in other form	230	579	2 058	5 428
4906001000	Plans&drawings,including photographicreproduct&carbon copies (123	170	1 198	81 671
4906009000	Plans & drawings, being originals drawnby hand, hand-written text	4 843	11 307	17 925	42 855
4907001000	Banknotes, being legal tender	0	101	0	712
4907002000	Unused postage stamps	794	2 161	11 764	34 600
4907004000	Stock,share/bond certificates&similardocuments of title; cheque f	7	33	268	529
4907009000	Other banknotes,unused postage,revenue,stock,share & the like	2 025	3 197	25 807	102 180
4908100000	Transfers (decalcomanias), vitrifiable	17 680	78 114	558 007	1 477 085
4908900000	Oth than transfers (decalcomanias),vitrifiable	42 832	149 329	555 228	1 651 924
4909000000	Printed/illustrated postcards, cardgreetings, messages/the like	564	1 950	1 464	17 981
4910000000	Calendars of any kind,printed,includingcalendar blocks.	257	9 958	2 622	22 286
4911100000	Trade advertising material, commercialcatalogues & the like	52 190	148 434	406 289	1 245 146
4911912000	Printedmatter,wall pictures&diagram forinstruct purposes;designs	310	2 302	2 149	20 500
4911913000	Printed matter,oth printed picturesand photographs	1 142	2 852	3 022	12 355
4911919000	Printed matter,oth anatomical&botanicaldiagram & wall picture	3 075	9 746	38 253	139 437
4911991000	Printed card for jewellery,small objectperson adornment,carried ir	699	837	9 260	14 546
4911992000	Printed stickers for explosives	10	21	541	1 078
4911999000	Oth printed matter, oth printed sticker& printed card	79 947	211 083	706 055	1 812 222
5001000000	Silkworm cocoons suitable for reeling.	31	426	773	17 169
5002000000	Raw silk (not thrown).	17	1 542	9 887	13 171
5004000000	Silk yarn(oth than yarn spun fromsilk waste) not put up for retail s	14 509	18 197	49 902	218 332
5005000000	Yarn spun from silk waste,not put upfor retail sale.	443	30 477	16 069	148 100
5006000000	Silk yarn & yarn spun from silk waste,put up for retail sale;silk-wor	500	12 500	13 752	31 842
5007100010	Fabrics of noil silk,bleached/unbleached	35	115	4 050	12 150
5007100090	Fabrics of noil silk, oth than bleached/unbleached	822	2 118	21 233	41 332
5007200010	Oth fabrics,silk/silk waste >85%,oth than noil silk,bleached/unblea	21	14 730	2 048	111 934
5007200090	Oth fabrics,silk/silk waste >85%,oth than noil silk,oth bleach/unble	3 173	12 084	58 054	208 771
5007900010	Oth fabrics,silk/silk waste < 85%,oth than noil silk,bleached/unblea	0	498	0	14 799
5007900090	Oth fabrics,silk/silk waste < 85%,oth than noil silk,oth bleach/unbl	7 291	42 546	62 177	698 338
5101110000	Shorn wool, not carded/combed,greasy, including fleece-washed v	1	2 401	18	13 841
5101190000	Oth shorn wool, not carded/combed,greasy, including fleece-wash	338	958	2 211	8 058
5101210000	Shorn wool, not carded/combed,degreased, not carbonized	19 461	38 894	54 180	105 903

I.3. IMPOR MENURUT KOMODITI / IMPORT BY HS COMMODITY
***** MARET/MARCH 2011 *****

HS	Uraian Komoditi Commodity Description	Berat Bersih / Net Weight (Kg)		Nilai / Value C.I.F (US\$)	
		Bulan ini	Kumulatif	Bulan ini	Kumulatif
		Current Month	Cum.Jan. to date	Current Month	Cum.Jan. to date
5102200000	Coarse animal hair,not carded/combed	0	44	0	78
5105100000	Carded wool	13 117	13 117	102 972	102 972
5105290000	Combed wool not in fragments	127 095	403 541	1 435 877	4 296 262
5105310000	Fine animal of kashmir (cashmere)goats	0	418	0	60 817
5105390000	Other fine animal hair, carded/combed	1	2	1	11
5105400000	Coarse animal hair, carded/combed	3 753	3 753	12 387	12 387
5106100000	Yarn,carded, wool > 85% by weightnot put up for retail sale	0	15 414	0	81 248
5106200000	Yarn,carded, wool < 85% by weightnot put up for retail sale	17 523	24 986	177 703	241 333
5107100000	Yarn,combed, wool > 85% by weightnot put up for retail sale	0	12 539	0	79 731
5107200000	Yarn,combed, wool < 85% by weightnot put up for retail sale	9	102	440	2 117
5109900000	Yarn,wool/animal hair < 85%, for retailsale	0	3	0	42
5110000000	Yarn,coarse animal hair/of horsehairwether not put up for retail sa	0	67	0	262
5111110000	Woven fabric,carded,wool/animal hair>85%, weight < 300 g/m	48 104	152 810	1 323 727	4 250 059
5111190000	Woven fabric,carded,wool/animal hair>85%, weight > 300 g/m	181	1 076	10 211	20 074
5111200000	Woven fabric,carded, wool/animal hairmix. mainly w/made filame	5 981	5 981	164 781	164 781
5111300000	Woven fabric,carded, wool/animal hairmix. mainly w/made stapel	21 600	71 786	116 722	606 012
5111900000	Woven fabric,carded, wool/animal hairroth mixed	0	9	0	14
5112110000	Woven fabrics,combed wool/animal hair>85%, weight < 200 g/m	9 051	12 497	404 797	507 224
5112190000	Woven fabrics,combed wool/animal hair>85%, oth weight > 200 g	77 503	305 254	2 233 076	7 562 382
5112200000	Woven fabrics,combed wool/animal hairmix. mainly w/made filar	5 945	29 902	136 602	515 644
5112300000	Woven fabrics,combed wool/animal hairmix. mainly w/made stap	18 429	106 015	248 159	1 819 778
5112900000	Woven fabrics,combed wool/animal hairroth mixed	21 568	89 583	535 497	2 095 571
5113000000	Woven fabrics of coarse animal hair/of horsehair	10	71	4 465	4 816
5201000000	Cotton, not carded/combed.	58 502 549	158 770 015	179 972 897	449 419 318
5202990000	Oth yarn waste & garnetted stock	339	1 453	2 292	11 671
5203000000	Cotton, carded/combed.	35 583	57 257	118 236	252 941
5204110000	Cotton sewing thread,not for salecont 85%/more by weight of cot	50 791	334 375	538 350	1 856 262
5204190000	Cotton sewing thread,not for retail saleoth cont 85%/more of cott	49 426	130 497	599 303	1 314 330
5204200000	Cotton sewing thread, for retail sale	18 558	73 984	23 190	148 132
5205110000	Single yarn,of uncombed fibres measur714.29 decitex/more, cotta	391 747	1 123 856	1 665 537	4 958 694
5205120000	Single yarn,of uncombed fibres232<measuring<714.29dec,cotton>	212 367	557 159	998 378	2 677 386
5205130000	Single yarn,of uncombed fibres192.31<measuring<232.56 dec,cott	10 363	10 363	44 877	44 877
5205140000	Single yarn,of uncombed fibres125<measuring<192.31dec,cotton>	23 361	44 179	197 150	362 216
5205150000	Single yarn,of uncombed fibres measuring<125dec (>80metric nur	0	454	0	1 950
5205210000	Single yarn,of combed fibresmeasuring 714.29dec/more,cotton>8	38 023	90 549	278 167	564 210
5205220000	Single yarn,of combed fibres232.56<measuring<714.29dec,cotton	603 200	1 165 680	2 600 845	5 107 424
5205230000	Single yarn,of combed fibres192.31<measuring<232.56dec,cotton	0	164 886	0	796 913
5205240000	Single yarn,of combed fibres125<measuring<192.31dec,cotton>85	153 932	661 965	988 429	3 530 604
5205260000	Single yarn,of combed fibres106.38<measuring<125dec,cotton>85	2 334	33 190	10 027	108 343
5205280000	Single yarn,of combed fibres measuring<83.33 decitex (>120metric	7	8	109	111
5205310000	Cable yarn,of uncombed fibres persingle yarn 14.29dec/more,cott	0	79 463	0	160 016
5205320000	Cable yarn,of uncombed fibres persingle yarn 232.56<measur<714	67 236	121 066	454 750	874 210
5205330000	Cable yarn,of uncombed fibre per single yarn192.31<measuring<23	14	144	108	5 287
5205410000	Cable yarn,of combed per single yarn714.29 decitex/more(<14me	0	58 378	0	336 729
5205420000	Cable yarn,of combed per single yarn232.56<measuring<714.29de	89 176	272 063	241 129	1 152 030
5205430000	Cable yarn,of combed per single yarn192.31<measuring<232.56de	0	8 104	0	84 829
5205440000	Cable yarn,of combed per single yarn125<measuring<192.31dec,c	47 238	81 844	422 786	715 544
5205470000	Cable yarn,of combed per single yarn83.33<measuring<106,38dec	2 556	2 556	28 086	28 086
5205480000	Cable yarn,of combed per single yarn<83,33decitex(>120metric),c	15 473	36 407	208 407	481 292
5206110000	Single yarn of uncombed fibres, 714,29or more (<14 metric),cotto	8	5 452	190	43 833
5206120000	Single yarn of uncombed fibres,232<measuring<714.29dec,cotton	84 369	262 143	393 815	1 167 844
5206140000	Single yarn of uncombed fibres,125<measuring<192.31dec,cotton	0	960	0	13 755
5206210000	Single yarn, of combed fibres,measure>714.29(not>14 metric),cot	0	14	0	751
5206220000	Single yarn, of combed fibres,232.56<measure<714.29 dec,cotton	0	4 581	0	22 473
5206230000	Single yarn, of combed fibres,192.31<measuring<232.56dec,cotto	28 268	70 043	150 082	359 522
5206320000	Cabled yarn,of uncombed persingle yarn232.56<measuring<714.29	0	12 701	0	182 025
5206420000	Cable yarn,of combed fibres persingle yarn 232.56<measuring<714	23 772	36 487	193 908	297 623
5206450000	Cable yarn,of combed fibres measuringper single yarn<125decitex	2 206	17 413	45 048	191 017
5207100000	Cotton yarn(oth than sewing thread) putcont 85%/more by weight	2 556	28 453	138 493	249 295
5207900000	Cotton yarn sewing thread put upcont 85%/more by weight of cot	2 511	8 877	24 864	84 575
5208110000	Unbleached plain weave, weight >=85% ofcotton, weighing <= 100	147 339	592 073	1 495 326	6 444 499
5208120000	Unbleached plain weave >=85% of cotton,weighing > 100 g/m	164 863	656 849	1 544 416	5 449 540
5208130000	Unbleached 3-thread/4-thread twill,incl. cross twill >=85% of cotta	36 127	101 761	338 319	835 914
5208190000	Other unbleached fabrics>=85% of cottonweighing <= 200 g/m	501 173	1 565 877	7 649 222	20 581 280
5208210000	Absorbent fabric bleached for surgicaluse, cotton >=85%, weighing	233 610	373 612	1 488 724	2 871 859
5208220000	Bleached plain weave, weighing > 100g/m	145 898	432 133	1 447 473	4 431 181
5208230000	Bleached 3-thread/4-thread twill, inccross twill >=85% of cotton	17 535	108 780	193 906	1 035 846
5208290000	Other bleached fabrics >85% of cottonweighing <= 200 g/m	1 043 831	2 589 829	9 732 663	23 505 889
5208310010	Plain weave dyed; voile/chemi voileweighing < 100 g/m	1 697	24 948	43 159	570 727
5208310020	Cambrics dyed weighing < 100 m/gweighing < 100 g/m	0	496	0	8 447
5208310030	Other garments matter weighing < 100 m/g	26 163	100 104	442 010	1 723 254

I.3. IMPOR MENURUT KOMODITI / IMPORT BY HS COMMODITY
***** MARET/MARCH 2011 *****

H S	Uraian Komoditi Commodity Description	Berat Bersih / Net Weight (Kg)		Nilai / Value C.I.F (US\$)	
		Bulan ini	Kumulatif	Bulan ini	Kumulatif
		Current Month	Cum.Jan. to date	Current Month	Cum.Jan. to date
5208310090	Other dyed fabrics weighing < 100 m/g	138 302	400 155	1 539 141	4 840 111
5208320000	Plain weave dyed, weighing > 100 g/m	580 590	1 839 925	8 308 704	23 284 649
5208330000	3-thread/4-thread twill dyed,including twill	16 675	80 983	270 750	1 242 680
5208390000	Other dyed fabrics >85% weighing < 200 m	114 250	409 839	1 450 071	5 334 369
5208410010	String fabrics plain weave of differentcolor , weight <= 100 m/g	71	392	1 917	5 044
5208410090	Other plain weave of different color,weight <= 100 m/g	56 569	154 537	720 760	1 735 102
5208420010	String fabrics of different colorweighing > 100 g/m	8 392	37 005	126 788	589 226
5208420090	Plain weave other than string fabrics ofcolor, weighing > 100 g/m	835 839	2 191 658	13 939 540	34 156 824
5208430000	Diff.colour,3 or 4-thread twill, wovenfabrics, 85% cotton,weight>2	148 838	474 119	1 724 974	5 199 662
5208490000	Other fabrics of different color	61 247	110 367	399 453	1 128 186
5208510000	Plain weave printed of different color,<= 100 m/g	19 068	67 100	196 630	780 886
5208520000	Plain weave printed of different color,> 100 m/g	19 338	83 285	374 149	1 146 760
5208590000	Other fabrics printed of differentcolor	23 018	54 155	80 238	384 169
5209110000	Plain weave unbleached cont.>=85% ofcotton, weight >200 g/m	187 107	547 664	1 875 810	6 080 726
5209190000	Other fabrics unbleached con.85% ofcotton, weight > 200 g/m	590 203	1 712 232	6 270 984	17 052 054
5209210000	Plain weave unbleached , cont.85% ofcotton, weight > 200 g/m	1 922	4 128	12 044	32 788
5209220000	Bleached, 3 or 4-thread twill, wovenfabrics, 85% cotton,weight>2C	1 751	1 754	5 246	5 267
5209290000	Other fabrics unbleached. cont.85% ofcotton, weight>200 g/m	110 065	460 619	954 841	4 253 425
5209310000	Plain weave dyed, cont.85% of cotton,weight > 200 g/m	267 972	851 985	3 073 272	8 675 859
5209320000	Dyed, 3 or 4-thread twill, incl. twillcont.85% of cotton, weight>20C	291 588	713 838	2 680 320	6 730 438
5209390000	Other fabrics dyed, cont.85% of cottonweight > 200 g/m	452 693	1 262 875	4 278 810	13 284 588
5209410000	Plain weave of yarns of diff color,cont 85% of cotton, wght>200 g/	25 152	72 777	170 147	670 606
5209420000	Denim of yarns diff color, cotton>85%,weight > 200 g/m	490 819	1 353 512	3 119 072	7 969 740
5209430000	Oth fabrics of 3-thread /4-threadcont 85% of cotton, wght>200 g/	16 418	26 676	189 076	309 273
5209490000	Other fabrics of yarns diff colorscont 85% of cotton, wght>200 g/n	686 179	1 388 390	6 969 325	13 705 809
5209510000	Printed plain weave, cont.85% of cottonweight > 200 g/m	5 865	10 356	47 937	88 820
5209520000	Oth.thn plain weave 3 or 4-thread twill,printed, 85% of cotton, wg	6	57 046	103	763 015
5209590000	Other printed fabric cont.85% of cottonweight > 200 g/m	23 670	101 960	360 801	958 446
5210110000	Unbleached plain weave, cont. <85% ofcotton, mixed with m-m-f \	767 041	1 766 518	7 922 514	16 863 885
5210190000	Oth unbleached fabrics, cont.<85%mixed with m-m-f weight<=200	420 075	883 311	4 546 879	10 183 631
5210210000	Bleached plain weave cont.<85% ofcotton, mixed with m-m-f weig	10 602	27 966	179 698	446 073
5210290000	Oth bleached fabrics, cont.<85% ofcotton, mixed with m-m-f weight	15 122	72 799	273 764	1 291 699
5210310000	Dyed plain weave cont. <85% ofcotton, mixed with mmf weight<=	298 840	757 052	4 308 239	11 025 206
5210320000	3-thrd/4-thrd twill, incl.twill<85%of cotton, mix w/m-m-f weight<=	16 163	76 817	177 842	738 725
5210390000	Other dyed fabrics cont. <85% ofcotton, mixed with m-m-f weight:	30 997	136 491	670 886	1 925 354
5210410010	String fabrics of yarns of diff color<85%of cotton, with mmf weigh	49	1 452	305	24 322
5210410090	Plain weave other than string fabrics<85%of cotton, with mmf wei	37 292	99 439	462 227	1 231 076
5210490000	Oth fabrics of diff color cont.<85% ofcotton, mixed with mmf weig	7 620	30 384	81 613	338 487
5210510000	Printed plain weave cont.<85% ofcotton,mixed with mmf weight<=	895	1 102	12 081	18 751
5210590000	Other printed fabrics cont.85% ofcotton, mixed with mmf weight<=	116 950	285 010	1 224 390	2 938 569
5211110000	Unbleached plain weave, cont. <85% ofcotton, mixed with m-m-f \	54 774	60 049	535 460	635 944
5211190000	Oth unbleached fabrics, cont.<85%mixed with m-m-f weight>200g	323 640	883 756	3 331 607	8 535 980
5211200000	Bleached plain weave cont.<85% ofcotton, mixed with m-m-f weig	6 152	42 257	115 273	976 292
5211310000	Dyed plain weave cont. <85% ofcotton, mixed with m-m-f weight>	132 106	342 276	1 186 604	2 992 599
5211320000	3-thrd/4-thrd twill, incl.twill<85%of cotton, mix w/m-m-f weight>2	60 821	132 786	493 407	1 025 607
5211390000	Other dyed fabrics cont. <85% ofcotton, mixed with m-m-f weight:	358 752	973 807	2 496 822	6 404 408
5211410010	String fbrcs of yarn of diff color<85%of cotton, mixed with mmf w	2 040	2 140	38 555	39 867
5211410090	Yarns of diff clour oth than string fab<85% of cotton, mxd w/mmff:	12 184	46 846	45 896	319 041
5211420000	Denim of yarns diff color, cotton<85%,mix wth man-made fibr we	48 351	165 277	103 022	408 865
5211430000	Oth fabrics of 3-thread/4-thrd<85%ofcotton, mixed with mmf weig	0	19	0	21
5211490000	Oth fabrics of diff color cont.<85% ofcotton, mixed with mmf weig	11 291	16 900	137 313	202 001
5211520000	3-thre/4-thread twill,incl.twill<85%of cotton, mixed with mmf wei	70 087	109 155	944 072	1 911 466
5211590000	Oth printed fabrics cont.<85% ofcotton, mixed with mmf weight>	65 949	104 403	601 547	928 896
5212110000	Unbleached woven fabrics of cottonweight <=200 g/m	12 044	22 294	103 055	188 042
5212120000	Bleached woven fabrics of cottonweight <=200 g/m	3 422	7 962	20 838	57 080
5212130000	Dyed woven fabrics of cottonweight <=200 g/m	48 766	95 623	669 473	1 197 345
5212140000	Woven fabrics of cotton of yarns ofdifferent color weight <=200 g/	211 360	404 935	1 730 270	3 347 610
5212150000	Printed woven fabrics of cottonweight <=200 g/m	17	5 641	142	80 193
5212210000	Unbleached woven fabrics of cottonweight > 200 g/m	293 236	877 980	3 210 623	11 116 786
5212220000	Bleached woven fabrics of cottonweight > 200 g/m	87	208	1 621	2 371
5212230000	Dyed woven fabrics of cottonweight > 200 g/m	156	156	5 366	5 366
5212240000	Woven fabrics of cotton of yarns ofdifferent color weight > 200 g/	5	1 317	508	16 480
5212250000	Printed woven fabrics of cottonweight > 200 g/m	0	369	0	5 197
5301100000	Flax, raw/retted-flax, raw/retted	0	2 872	0	13 728
5303100000	Jute & oth textile bast fibres, raw/retted	98 120	372 451	152 099	538 293
5303900000	Jute & oth textile bast fibres,processed but not spun	0	25 556	0	99 668
5305000019	Coir coconut fibres processed	0	110	0	1 014
5305000021	Raw abaca fibres	9 375	28 125	3 855	9 747
5305000090	Oth than coconut, abaca, ramietextile fibres	56 000	426 494	71 960	381 330
5306100000	Single flax yarn	0	17 416	0	118 233
5306200000	Multiple (folded)/cabled flax yarn	0	1	0	210

I.3. IMPOR MENURUT KOMODITI / IMPORT BY HS COMMODITY
***** MARET/MARCH 2011 *****

HS	Uraian Komoditi Commodity Description	Berat Bersih / Net Weight (Kg)		Nilai / Value C.I.F (US\$)	
		Bulan ini	Kumulatif	Bulan ini	Kumulatif
		Current Month	Cum.Jan. to date	Current Month	Cum.Jan. to date
5307200000	Multiple (folded)/cabled of jute/oth fibres bast fibres of heading 5	1 534 381	3 523 797	2 021 004	4 853 217
5308901000	Paper yarn	0	14 145	0	44 968
5308909000	Other paper yarn	68 130	109 935	56 849	239 275
5309110000	Unbleached/bleached woven fabrics of flax cont.>=85% of weight c	0	11 440	0	167 707
5309190000	Other woven fabrics of flax cont.>=85% of weight of flax	10 172	131 128	191 695	2 191 868
5309210000	Unbleached/bleached woven fabrics of flax cont.<85% of weight of	1 995	3 744	31 536	63 034
5309290000	Other woven fabrics of flax cont.<85% of weight of flax	16 538	78 579	234 648	1 052 499
5310100010	Unbleached plain woven fabrics of othertextile bast fibres of head	31 391	82 932	51 446	137 732
5310100090	Bleached plain woven fabrics of othertextile bast fibres of head 53	1	54	2	1 739
5310900000	Other woven fabrics of jute/of othrbast fibres of heading 53.03.	12	13	20	63
5311000000	Woven fabrics of oth vegetable textilefibres; woven fabrics of pap	4 917	60 445	43 157	975 929
5401100000	Sewing thread of man-made filament of synthetic filaments	309 201	998 632	2 579 555	7 208 264
5401200000	Sewing thread of artificial filament for retail sale	13 522	37 892	162 052	390 077
5402110000	High tenacity yarn of nylon/others polyamide of aramids	34 570	56 070	378 885	828 335
5402190000	High tenacity yarn of nylon/others polyamide of oth aramids	499 844	1 455 674	2 784 085	7 614 424
5402200000	High tenacity yarn of polyesters	1 230 312	3 059 018	3 905 487	9 048 890
5402310000	Textured yarn of nylon/oth polyamides measuring single yarn <= 50	250 608	559 095	1 750 493	3 770 883
5402320000	Textured yarn of nylon/other poly-amides, measuring single yarn <	40 069	85 816	173 683	369 270
5402330000	Textured yarn of polyesters	1 581 751	3 550 232	5 356 355	10 736 057
5402340000	Textured yarn of polypropylene synthetic filament	229 133	450 619	643 115	1 208 051
5402390000	Other texture synthetic filament yarn	352 777	1 061 946	781 734	2 533 675
5402440000	Oth yarn, single, of elastomeric <= 50 turns/m	390 070	921 845	3 386 855	7 901 798
5402450000	Oth yarn, single, oth, of nylon or oth polyamides, <= 50 turns/m	198 240	775 457	1 022 460	3 662 460
5402460000	Oth yarn, single, oth, of polyesters, partially oriented, <= 50 turns/m	803 491	1 781 997	1 928 217	3 990 974
5402470000	Oth yarn, single, of oth polyesters for medical/surgical use, <= 50 turn	1 248 722	2 813 992	3 446 748	8 129 254
5402480000	Oth yarn, single, oth, of polypropylene, <= 50 turns/m	280 931	816 612	516 057	1 436 851
5402490000	Oth yarn, single, oth thn, of elast, nylon, polyester, polypropylene, <=	323 393	1 025 192	1 621 835	5 059 927
5402510000	Oth yarn, single, twist, of nylon/oth polyamides, > 50 turns/m	5 496	31 215	112 601	303 973
5402520000	Oth yarn, single, twist, of polyester > 50 turns/m	103 976	244 677	300 946	609 679
5402590000	Oth yarn, single, twist, oth th of nylon or oth polyamide & polyester, >= 5	19 662	52 985	83 515	135 200
5402610000	Oth yarn of nylon/oth polyamides, multiple/cable	24 309	110 936	150 977	406 959
5402620000	Other yarn of polyester, multiple/cable	300 878	550 199	877 928	1 800 684
5402690000	Oth yarn, multiple/cable, oth thn of nylon/oth polyamides & polyester	67 994	179 574	232 235	502 376
5403100000	High tenacity yarn of viscose rayon	21 727	43 450	165 913	319 336
5403310000	Other single yarn of viscose rayon, untwisted/with a twist < 120 tu	227 090	776 692	759 852	2 568 568
5403320000	Other single yarn of viscose rayon, with twist exceeding 120 turns/	582	944	50 894	78 984
5403330000	Other single yarn of cellulose acetate	12 403	12 403	37 680	37 680
5403390000	Other single yarn	9 560	46 446	68 118	263 347
5403410000	Other multiple (folded)/cable yarn of yarn of viscose rayon	48 589	99 217	120 730	237 459
5403420000	Other multiple (folded)/cable yarn of cellulose acetate	0	41 047	0	206 876
5403490000	Other artificial filament yarn	16 393	45 314	125 424	263 218
5404110000	Synth monofilament of elastomeric >= 67 dtx, dim. <= 1 mm, width <= 5	43 884	297 087	202 732	1 399 703
5404120000	Synth. monofilament oth, of polypropylene >= 67 dtx, dim. <= 1 mm, width <	70 913	135 139	145 118	336 086
5404190000	Synth. monofilament oth thn elast & polypropylene >= 67 dtx, dim. <= 1 mm, width	119 821	305 817	449 444	1 474 831
5404900000	Synthetics other than filament exceeds 1 mm, width <= 5 mm	397 123	758 715	1 170 497	1 579 154
5406000000	Man-made filament yarn (oth thn sewing thread), put up for retail sal	7 291	14 725	25 479	50 426
5407101100	Unbleached tyre woven fabrics & conveyor duck	3 485	4 350	7 914	9 800
5407101900	Other unbleached other than tyre woven fabrics & conveyor duck	51 733	88 933	524 731	1 012 670
5407109000	Other woven fabrics of synthetics filament obtained materials of heac	47 000	95 242	592 202	1 178 821
5407200000	Woven fabric, bleached/no, obtained from strip/the like	60 032	159 826	150 438	423 920
5407300000	Fabrics specified in note 9 to section	6 120	11 368	119 661	299 877
5407411000	Woven nylon mesh fabric of untwisted weight >= 85% of filament of n	21 252	49 873	71 170	209 663
5407419000	Woven fabrics obtained from high tenacity materials of heading 54.0	351 289	925 914	3 374 658	7 615 368
5407420000	Dyed woven fabrics weight >= 85% of filament of nylon/polyamides	365 460	826 351	5 967 960	13 378 156
5407430000	Woven fabrics of yarn of diff colors weight >= 85% of filament of nylon/	518	518	8 055	8 055
5407440000	Printed woven fabrics weight >= 85% of filament of nylon/polyamides	671	2 225	11 127	31 282
5407510000	Woven fabrics, bleached/no, con. >= 85% of textured polyester filament	510 276	1 509 094	3 716 280	10 351 323
5407520000	Dyed woven fabrics cont. >= 85% of weight of textured polyester filn	1 626 623	4 148 467	15 504 156	36 086 500
5407530000	Oth woven fabrics of yarn of diff color weight >= 85% of textured polye	41 218	182 816	233 923	1 390 607
5407540000	Printed woven fabrics cont. >= 85%, weight >= 85% of textured polyester	184 829	306 059	1 062 695	2 386 416
5407610000	Oth woven fabrics, cont >= 85% of by weight of non textured polyester	2 274 864	5 925 625	17 666 259	39 913 379
5407690000	Oth bleached/unbleached woven fabrics cont. >= 85% of polyester p	1 554 455	4 001 036	17 190 976	45 002 049
5407710000	Oth woven fabric, bleached/no, con. >= 85% of textured polyester filament	76 499	185 526	581 927	1 306 302
5407720000	Dyed woven fabrics cont. >= 85% of weight of synthetics filament	72 580	209 444	691 347	2 117 724
5407730000	Oth woven fabrics of yarn of diff color >= 85% weight of synthetic fi	3 537	4 267	17 460	23 214
5407740000	Printed woven fabrics cont. >= 85%, weight of synthetics filament	14 634	40 612	36 402	102 812
5407810000	Woven fabrics, bleached/no, cont. < 85% weight of synth filament with c	42 683	98 237	463 329	1 048 387
5407820000	Dyed woven fabrics cont. < 85% of weight of synth filament with cotton	122 682	289 277	385 923	1 631 634
5407830000	Oth woven fabrics of yarn of diff color weight < 85% of synth filament	78 052	171 366	718 502	1 536 981
5407840000	Printed woven fabrics cont. < 85%, weight of synth filament with cotton	6 632	55 227	60 266	630 952
5407910000	Woven fabric, bleached/no, obtained other than synthetics/cotton fila	65 970	79 966	542 012	640 137

I.3. IMPOR MENURUT KOMODITI / IMPORT BY HS COMMODITY
***** MARET/MARCH 2011 *****

H S	Uraian Komoditi Commodity Description	Berat Bersih / Net Weight (Kg)		Nilai / Value C.I.F (US\$)	
		Bulan ini	Kumulatif	Bulan ini	Kumulatif
		Current Month	Cum.Jan. to date	Current Month	Cum.Jan. to date
5407920000	Dyed woven fabrics obtained otherthan synthetics/cotton filamen	49 933	148 059	599 061	1 429 143
5407930000	Oth woven fabrics of yarn of diff colorother than synthetics/cottor	17 391	31 827	48 658	77 032
5407940000	Printed wiven fabrics obtained otherthan synthetics/cotton filame	21 834	23 559	168 408	198 851
5408101000	Unbleached woven fabrics obtainedfrom high yarn of viscose rayo	14 936	68 272	76 843	656 953
5408109000	Bleached woven fabrics obtainedfrom high yarn of viscose rayon	65 369	323 944	657 204	3 056 895
5408210000	Woven fabrics, bleachd/no,cont.>=85%wght of artificial flmnts/stri	40 739	69 568	434 941	779 834
5408220000	Dyed woven fabrics cont.>=85%weight of artificial flmnts/strip	38 551	68 005	569 684	883 503
5408230000	Oth woven fabrics of yarn of diff color>=85%wght of artifcl flmnt/s	1 341	43 094	24 831	460 365
5408240000	Printed woven fabrics cont.>=85%weight of artificial flmnts/strip c	24 370	43 981	216 771	416 389
5408310000	Woven fabrics,bleachd/no, obtaindof oth artificial flmnt/strip	0	1	0	2
5408320000	Dyed woven fabrics obtained of otherartificial flmnt/strip of the lik	1 006	30 568	19 459	113 202
5408340000	Printed woven fabrics obtained of otherartificial flmnt/strip of the	802	816	10 827	10 961
5501100000	Synthetic filament tow of nylon/other polyamides	29 191	78 086	215 864	475 655
5501200000	Synthetic filament tow of polymers	60 139	138 676	320 020	815 747
5501300000	Synthetic filament tow of acrylic/modacrylic	3 853 991	10 550 684	12 709 366	34 075 922
5501400000	Synth. filament tow of polypropylene	687	687	1 267	1 267
5501900000	Other synthetic filament tow	36 578	131 867	456 891	854 125
5502000000	Artificial filament tow.artificial filament tow.	2 415 717	7 053 450	12 620 538	36 008 377
5503110000	Synthetic staple fibres of nylon/othrpolyamides of aramids	21 096	36 563	271 901	531 542
5503190000	Synthetic staple fibres of nylon/othrpolyamides oth thn aramids	305 600	455 558	420 162	679 945
5503200000	Synthetic staple fibres of polyesters	12 775 190	35 245 182	26 135 469	67 966 661
5503300000	Synthetic staple fibres of acrylic/modacrylic	3 313 010	8 427 257	10 775 239	26 496 509
5503400000	Synthetic staple fibres of polypropylene	345 918	1 168 845	713 877	2 416 790
5503900010	Other synthetic staple fibres of polivinil alcohol	28 543	86 719	112 872	301 610
5503900090	Other synthetic staple fibres of otherthan polivinil alcohol	150 263	345 229	557 682	1 321 328
5504100000	Artifcl staple fibres of viscose rayon,carded/othwse procsd for s	2 660 165	5 957 530	9 777 710	21 276 849
5504900000	Artifcl staple fibres of viscos rayonnot crded/othwse procs for spin	165 006	366 576	549 468	1 301 685
5505100000	Waste of man-made fibres ofsynthetic fibres	192 126	658 411	163 949	545 938
5506100000	Synth staple fibres of nylon/oth polyamides crded,comb othwse pi	19 707	48 379	133 849	325 883
5506200000	Synth staple fibres of polyester crded,combed othwse proces for s	326 730	649 783	810 037	1 678 863
5506300000	Synth staple fibres of arcylic/moda-crylic combed othwse proces fi	37 646	113 094	143 412	413 241
5506900000	Oth synth staple fibres, carded, combbothwise processed for spinni	20 892	52 428	90 079	188 768
5507000000	Artificial staple fibres, carded, combbothwise processed for spinnir	0	14	0	330
5508100000	Sewing thread of man-made staplefibre of synthetic staple fibres f	498 681	1 571 660	2 533 947	7 972 556
5508200000	Sewing thread of man-made staplefibre of artficial staple fibres for	8 778	39 104	30 398	140 774
5509110000	Single yarn cont >=85% by weight ofstaple fibres of nylon/oth poly	20 584	33 329	142 556	320 155
5509120000	Multiple/cabled yarn cont>=85% bywght of staple fibre of nylon/ot	4 023	6 063	27 141	104 672
5509210000	Single yarn cont >=85% by weight ofpolyester staple fibres	821 207	1 186 979	2 152 888	3 131 921
5509220000	Multiple (folded)/cabled yarn cont.>=85% of polyester staple fibre	114 830	328 226	515 148	1 369 528
5509310000	Single yarn cont >=85% by weight ofacrylic/modacrylic staple fibre	31 082	38 819	215 029	268 783
5509320000	Multiple/cabled yarn cont>=85% byweight of acrylic/modacrylic st	27	7 530	190	167 910
5509410000	Single yarn cont >=85% by weight ofsynthetic staple fibres	1 651	9 470	35 905	235 700
5509420000	Multiple (folded)/cabled yarn cont.>=85% of synthetic staple fibre:	37 651	75 429	254 012	751 954
5509510000	Oth yarn of polyester staple fibresmixed mainly with artificial stapl	70 862	132 572	296 388	593 949
5509520000	Oth yarn of polyester staple fibresmixed wool/animal hair	3	989	27	10 920
5509530000	Oth yarn of polyester staple fibreswith cotton	337 373	594 939	1 141 424	2 069 277
5509590000	Oth yarn of polyester staple fibresoth than mixed mainly	22 741	43 773	86 170	150 511
5509610000	Oth yarn of acrylic/modacrylicstaple fbr mixed with wool/animal h	240	41 298	1 812	318 804
5509620000	Oth yarn of acrylic/modacrylicstaple fibre mixed with cotton	930	4 742	8 923	49 028
5509690000	Oth yarn of acrylic/modacrylicstaple fibre oth thn cotton&animal f	853	1 560	11 222	18 071
5509910000	Other yarn mixed mainly ot solelywith wool/animal fine hair	1	1	1	1
5509990000	Other yarn of synthetic staple fibresoth thn mix with animal hair&	57	44 149	787	217 030
5510110000	Single yarn cont >=85% by weight ofartificial staple fibres	58 994	165 892	269 379	807 314
5510120000	Multiple/cabled yarn cont.>=85%by weight/artificial staple fibres	22 080	22 080	87 878	87 878
5510200000	Oth yarn, mixed mainly/solely withcont>=85% of weight of artifcl	154	1 190	689	11 286
5510300000	Other yarn, mixed mainly/solelycont>=85% of weight of cotton	9 185	17 880	172 292	435 334
5510900000	Other yarn of artificial staple fibrescont>=85% of weight of cotton	4 191	14 553	61 508	191 415
5511100000	Yarn of synthetic staple fibres, cont.>=85% weight of such fibres	322 831	526 666	1 556 771	2 418 274
5511200000	Yarn of synthetic staple fibres, cont.<85% weight of such fibres	0	198	0	771
5511300000	Yarn of artificial staple fibres put upfor retail sale	2 616	5 629	24 664	83 169
5512110000	Woven fabrics of synthetic staple fibrecont>=85% weight of polye:	93 942	228 690	678 627	1 483 768
5512190000	Woven fabrcs of synth staple fbr cont>=85% wght,oth than polyes	323 560	698 333	3 703 093	8 546 753
5512210000	Woven fabrics of synthetic staple fibrecont>=85% weight of acrylic	16 246	18 423	114 709	143 596
5512290000	Woven fabrcs of synth staple fbr cont>=85% wght of oth thn acryli	113 274	160 878	1 514 674	2 091 229
5512910000	Oth woven fabrics of synth stple fibrecont>=85% weight of acrylic,	0	418	0	9 979
5512990000	Oth woven fabrics cont>=85% of wghtof acrylic/modacrylic staple	25 405	58 122	501 854	1 157 043
5513110000	Woven fbrcs of polyester staple fibresplain weave <=85% mix w/cr	54 853	256 289	511 363	1 964 084
5513120000	3-thread /4-thread twill, incl twillpolyester staple fibres <=85% w/i	15 488	86 692	187 530	961 965
5513130000	Oth woven fbrcs of polyester stple fbr<=85% mixed wght <170 g/n	222 873	534 679	1 787 836	4 277 217
5513190000	Oth woven fabrics <85% mixed cottonweight <170 g/m of cotton	85 199	231 338	418 562	1 198 035
5513210000	Dyed woven fabrics of polyester staplefibres, plain weave <85% of	203 580	669 355	1 821 759	6 037 708

I.3. IMPOR MENURUT KOMODITI / IMPORT BY HS COMMODITY
***** MARET/MARCH 2011 *****

HS	Uraian Komoditi Commodity Description	Berat Bersih / Net Weight (Kg)		Nilai / Value C.I.F (US\$)	
		Bulan ini	Kumulatif	Bulan ini	Kumulatif
		Current Month	Cum.Jan. to date	Current Month	Cum.Jan. to date
5513230000	Oth dyed woven fabrics of polyester staple fibres <85%, cotton<17	34 908	96 855	179 844	396 699
5513290000	Oth woven fabrics <85% such fibres,mixed cotton <170 g/m	99 436	240 749	1 185 339	2 489 477
5513310000	Wvn fabrics of yarn of diff color of polyester stpe fbrs,plain weave<	24 073	74 477	228 651	624 863
5513390000	Oth woven fabrics<85% of such fibresweight <170 g/m of cotton	6 093	11 629	61 967	114 044
5513410000	Printed polyester staple fibres, plainweave <85% of fbr, cotton<17	622 626	2 323 616	1 018 161	4 086 326
5513490000	Other woven fabrics<85% of fibresweight <170 g/m of cotton	12 505	17 488	183 753	210 480
5514110000	Woven fbrcs of polyester staple fibresplain weave <=85%,cotton >	48 266	160 141	286 417	921 948
5514120000	Bleached or no,3 or 4-thread twill,polyester stpl fbrs<85%,cotton>	181	15 009	3 145	133 880
5514190000	Other woven fabrics<85% of fibresmixed weight >170g/m of cotto	55 768	483 321	1 038 602	4 948 431
5514210000	Dyed polyester staple fbrs, plain weavestaple fbrs<85%, cotton >1	0	9 084	0	68 896
5514220000	Dyed, 3 or 4-thread twill, incl. twillpolyester stpl fbrs<85%,cotton>	10 799	69 182	118 974	729 013
5514230000	Oth dyed woven fabrics of polyester staple fibre<85%, cotton >170	9 225	35 113	124 563	184 749
5514290000	Other woven fabrics<85% of fibresmixed weight >170g/m of cotto	18 582	155 625	185 278	1 196 164
5514300000	Woven fabrics of synth stple fibre<85%, cotton >170 g/m, diff colc	14 654	15 367	62 212	73 658
5514410000	Printed polyester staple fibres, plainweave <85% of fbr, cotton >1.	26	51 259	365	377 084
5514420000	Prnt 3-thread/4-thread twill,incl twlpolyester stple fbr<85%, cotto	97 447	199 359	712 600	1 536 561
5514430000	Oth printd woven fabrics of polyesterstpl fbr <85%, cotton >170 g/	3 393	3 393	19 202	19 202
5514490000	Other printed woven fabrics<85% suchfibres, weight >170 g/m of i	9 957	88 910	158 060	710 328
5515110000	Oth woven fbrcs of synth stple fbrs ofpolyester stpl fbr mixed w/	340 644	828 208	3 298 532	7 708 096
5515120000	Oth woven fbrcs of synth stple fbrs ofpolyester stpl fbr mixed w/	7 909	95 234	238 070	616 660
5515130000	Oth woven fbrcs of synth stple fbrs ofpolyester stpl fbr mix w/wool	22 427	43 735	439 121	819 279
5515190000	Other woven fabrics of synth stple fbr of other polyester staple fibr	122 372	412 783	1 341 956	4 424 302
5515210000	Oth wvn fbrcs of acrylic/modacrylicmixed/solely with man-made f	517	1 785	16 384	31 119
5515220000	Oth wvn fbrcs of acrylic/modacrylicmixed/solely w/wool/fine anm	6 791	8 591	77 498	93 762
5515290000	Oth wvn fbrcs of acrylic/modacrylic mixw/other than man-made fi	1 499	3 736	14 999	42 388
5515910000	Oth woven fabrics mixed mainly/solelyman-made filaments	2 055	6 150	63 884	200 181
5515990000	Oth woven fabrics mixed mainly/solelywith other than man-made	14 009	27 076	97 023	231 016
5516110000	Unbleached/bleached woven fabrics ofartificial staple fibre;weight	3 809	40 110	54 383	367 485
5516120000	Dyed fbrcs of artificial staple fibre;weight>=85% of artficial staple f	3 221	101 095	59 812	1 437 709
5516130000	Woven fabrics of yarns of diff colorweight>=85% of artficial staple	352	2 051	4 169	26 986
5516140000	Printed woven fabrics of yarns of diffcolor; wght>=85% of artficial	36 343	90 005	362 396	1 004 149
5516210000	Un/bleached woven fabrics of artificialstaple fibre mix m-m-f;weig	207	2 057	875	38 216
5516220000	Dyed woven fabrics of artificialstaple fibre mix m-m-f;weight<85%	49 772	148 118	740 665	1 926 272
5516230000	Woven fabrics of yarn of diff colorartificial staple fibre;weight<85%	1 223	1 353	21 086	23 037
5516240000	Printed woven fabrics of artifcl staplefibre mixed with m-m-f;weig	443	3 093	5 982	80 417
5516310000	Un/bleached woven fabrics of artificialstaple fibre mixed w/wool;v	379	872	7 345	22 294
5516320000	Dyed woven fabrics of artificial staplefibre mixed with wool;weigh	7	34	239	1 063
5516330000	Woven fbrc of yarn of diff color staplefibre mixed with wool;weigh	34	34	34	34
5516410000	Un/bleached woven fabrics of artificialstaple fibre mixed cotton;w	0	1	0	36
5516420000	Dyed woven fabrics of artificial staplefibre mixed with cotton;weigh	0	54	0	84
5516430000	Woven fabrics of yarn of diff colorsmixed with cotton;weight<85%	4	3 517	176	47 695
5516440000	Printed woven fbrcs of artifcl staplefibre mixed with cotton;weigh	3 434	12 897	88 198	245 938
5516910000	Other un/bleached woven fabrics ofstaple fbr mixed w/cotton;wei	4 080	4 113	49 343	49 631
5516920000	Other dyed woven fabrics of artificialstaple fibre mixed cotton;wei	16 331	37 599	131 391	381 141
5516940000	Other printed woven fabrics of artifclstaple fibre mixed cotton;we	64 888	228 081	647 162	2 770 302
5601100000	Sanitary towels & tampons, napkinsliners for baby&similar sanitar	15 483	25 947	48 982	73 213
5601210000	Wadding & its articles of man-made fibres	1 672	3 978	21 242	55 185
5601221000	Wrapped cigarette tow of man-made fibres	8 170	24 947	70 786	185 138
5601229000	Other wrapped cigarette tow of man-made fibres	13 032	95 409	52 429	574 509
5601290000	Wrapped cigarette tow of other thanman-made fibres	27 253	59 130	68 899	264 820
5601301000	Polyamide fibre flock of waddingmaterial not exeeding 5 length.	2 492	19 637	11 738	79 154
5601309000	Textile flock & dust mill neps otherthan polyamide fibre flock;<=5	27 753	34 871	198 353	238 241
5602100000	Needleloom felt & stitch-bonded fibrecovered/laminated.	68 188	152 611	395 103	1 314 894
5602210000	Oth felt of wool/fine animal hair,notimpregnated,coated,covered	8	781	353	18 667
5602290000	Oth felt of oth textile materials,notimpregnated,coated,covered	2 873	24 601	76 525	328 609
5602900000	Felt, oth thn needleloom&oth felt notimpregnated, coated, covere	39 203	94 167	198 149	383 294
5603110000	Non woven of man-made filament, notimprgnatd,cvred/lminated;	682 472	1 829 546	2 473 008	6 171 570
5603120000	Non woven of m-m-f, not imprgnated,covered/lminated; 25g/m<w	863 953	2 878 308	3 424 193	9 925 276
5603130000	Non woven of m-m-f, not imprgnated,covered/lminated; 70g/m<w	491 086	1 504 045	1 831 897	4 550 022
5603140000	Non woven of m-m-f, not imprgnated,covered/laminated; weight>	526 785	1 573 365	3 114 563	7 883 869
5603910000	Non woven of other, weight=<25g/m2	410 326	1 252 486	1 246 686	3 703 288
5603920000	Non woven of other25g/m2 < weighing =<70g/m2	301 038	875 155	1 329 996	3 697 521
5603930000	Non woven of other70g/m2 < weighing =<150g/m2	37 212	116 313	309 279	835 557
5603940000	Non woven of other, weight=<150g/m2	421 267	1 123 290	2 723 352	7 455 934
5604100000	Rubber thread & cord, textile coveredand the like head 5404/5405	116 375	256 101	756 686	1 636 294
5604900000	Oth thn rubber thread&cord, textilecovered&the like head 5404/54	36 880	107 750	597 926	1 293 231
5605000000	Metallised yarn, whether/not gimped,metallised yarn, whether/nc	15 623	47 037	110 255	382 670
5606000000	Gimped yarn, strip & the like of headgimped yarn, & strip & the lil	60 064	247 333	146 370	769 012
5607210000	Binder/baler twine of sisal/othertextile fibres of genus agave	1 289	3 898	12 734	27 553
5607290000	Othr binder/baler twine of sisal/othertextile fibres of genus agave	115 926	243 106	383 863	1 136 304
5607410000	Binder/baler twine of polyethylene/polypropylene	32 257	57 794	71 586	130 039

I.3. IMPOR MENURUT KOMODITI / IMPORT BY HS COMMODITY
***** MARET/MARCH 2011 *****

H S	Uraian Komoditi Commodity Description	Berat Bersih / Net Weight (Kg)		Nilai / Value C.I.F (US\$)	
		Bulan ini	Kumulatif	Bulan ini	Kumulatif
		Current Month	Cum.Jan. to date	Current Month	Cum.Jan. to date
5607490000	Gimp yarn,oth thn binder/balertwine,of polyethyln/polypropyln	903 911	2 035 615	1 414 059	3 040 567
5607501000	V-belt cord of man-made fibres treatedresorcinol formaldehyde>=	27 973	79 661	315 246	855 313
5607509000	V-belt cord of othr synth fbrs treatedmeasuring more than 10,000	25 497	73 657	218 879	613 674
5607901000	Other gimped yarn, of artificialsfibres, like of heading 5404/5405	3 472	15 292	32 670	143 645
5607902000	Other gimped yarn, of abaca/othhard fibres,like of headng 5404/54	1 581	2 464	4 094	26 477
5607909000	Other gimped yarn, oth thn of abacaand artificials fibres	48 089	98 874	243 222	573 809
5608110000	Made up fishing net of man-made textilematerials	331 404	1 135 568	491 886	1 673 075
5608192000	Net bags of man-made textile material	42 791	102 922	185 033	435 417
5608199000	Knotted of twine,oth than man-madetexti. matr.,fishg net&net ba	6 045	84 992	32 158	168 860
5608900000	Other knotted of twine, cordage/ropemade up fishg net and oth	56 439	260 690	155 534	731 072
5609000000	Articles of yarn,strip/the like of head5404/5405,twine,cordage,ro	168 938	417 016	747 903	1 839 555
5701100000	Articles of yarn,like of head. 5404/5405,of wool/fine animal hair	92	273	12 161	35 959
5701901000	Articles of yarn,like of head. 5404/5405,of cotton, oth text.matr.	0	32 594	0	493 464
5701909000	Articles of yarn,like of head. 5404/5405,oth than cotton, oth text.r	82 047	82 047	118 971	118 971
5702200000	Floor covering of coconut fibres (coir)not tufted/flocked	10 700	36 017	7 193	40 007
5702310000	Floor cov of pile constrct of wool/fineanimal hair,not made up, no	2 957	8 157	20 278	40 286
5702320000	Floor cov of pile construct of man-madetext mat, not made up,not	10 796	70 300	74 951	264 566
5702391000	Floor cov of pile construct of cottonnot made up, not tufted/flock	7 718	11 877	30 222	54 974
5702399000	Floor cov of pile construct of othertextile materials, not made up,r	2 451	2 687	74 952	77 108
5702420000	Oth floor cov.of pile constrct made up,of man-made textile matr	110 916	431 805	227 457	685 400
5702499000	Oth floor cov.of pile constrct made up,oth thn cotton&jute,oth tex	0	1	0	12
5702501000	Oth floor cov.not of pile constrct, notmade up, of cotton	95	4 174	3 423	11 199
5702509000	Oth floor cov.not of pile constrct, notmade up,oth thn cotton&jute	39 280	47 741	74 903	87 353
5702910000	Oth floor cov.not of pile constrct,made up,of wool/fine animal hai	12	12	862	862
5702920000	Oth floor cov.not of pile constrct,made up,of man-made textl mati	52 856	244 488	62 502	384 787
5702991000	Oth flr cov.not of pile cnstrct,made upof cotton,oth textile matr	0	1 219	0	2 110
5702992000	Oth flr cov.not of pile cnstrct,made upof jute fibres,oth textile mat	0	4	0	374
5703100000	Carpet&oth txtl flr cov.,tufted, whthr/not made up,of wool/fine ar	0	1 135	0	78 939
5703200000	Carpet&oth txtl flr cov.,tufted, whthr/not made up,of nyln/oth ply	160 014	377 106	607 607	1 313 233
5703300000	Carpet&oth txtl flr cov.,tufted, whthr/not made up,of oth man-md	287 690	933 064	1 201 557	2 963 690
5703901000	Carpet&oth txtl flr cov.,tufted, whthr/not made up,of cotton,oth t	9 004	9 004	59 832	59 832
5703909000	Carpet&oth txtl flr cov.,tufted, whthr/nt md up,not ctn&jute fbr,c	23	552	359	7 527
5704100000	Tiles, having a surface <=0,3m,felt,notufted/flocked,made up/not	81	106	108	185
5704900000	Tiles, having a surface >0,3m,felt,notufted/flocked,made up/not	272 978	856 074	333 515	1 057 270
5705100000	Oth carpet&oth txtl flr cov.,whthr/not made, of cotton	1 236	1 236	4 664	4 664
5705900000	Oth carpet&oth txtl flr cov.,whthr/not made,oth thn cotton&fibre:	201 706	824 713	281 834	1 091 871
5801100010	Woven pile&chenille fbrc,of wool/fine animals hairs,melton cloth	6 191	26 564	78 219	298 088
5801100090	Woven pile&chenille fbrc,of wool/fine anml hairs,oth melton cloth	48 425	67 554	188 425	282 234
5801210000	Uncut weft pile fabrics of cotton otherthan fabrics of head 5802/5	7 570	14 406	75 956	182 933
5801220000	Cut corduroy of cotton oth than fabricof head 5802/5806	17 815	74 263	166 938	510 945
5801230000	Oth weft pile fabrics of cotton oth thnfabrics of head 5802/5806	5 431	26 308	43 754	150 806
5801240000	Warp pile fabrics, epingle£(uncut) ofcotton othr than fabrics of he:	650	650	3 857	3 857
5801250000	Warp pile fabrics of cotton, cut, otherthan fabrics of head 5802/5£	0	28	0	822
5801260000	Chenille fabrics of cotton other thanfabrics of head 5802/5806	18	18	1 929	1 929
5801310000	Uncut weft pile fbrcs of man-made fbrsother than fabrics of head !	2 950	9 446	11 912	66 504
5801320000	Cut corduroy of man-made fibres otherthan fabrics of head 5802/!	4 255	4 549	48 263	71 431
5801330000	Oth weft pile fabrics of man-made fbrsother than fabrics of head 5	3 027	3 341	27 366	32 138
5801340000	Warp pile fbrcs, epingle(uncut) of man-made fbrs othr thn fbrc of	1 685	3 004	11 509	22 691
5801350000	Warp pile fabrics of man-made fbrs,cut,other than fabrics of head	7	46 256	32	254 656
5801360000	Chenille fabrics of man-made fribresother than fabrics of head 58C	54 537	86 295	142 450	242 842
5801901000	Othr carpet & text floor covrng of silkthan fabrics of head 5802/58	1	730	42	387
5801909000	Othr carpet & text floor covrng of oththan silk/fabrics of head 580	39 906	80 433	532 485	865 935
5802110000	Unbleachd terry towelling&smilar wovenfabrcs of cotton othr than	2 387	20 722	20 757	190 166
5802190000	Bleachd terry towelling&smilar wovenfabrcs of cotton othr than he	336	549	7 285	10 948
5802200000	Terry towelling & imilar ofotr textilemat fbrcs of cotton othr tha	10 923	24 341	149 178	392 916
5802300000	Tufted textile fabrics of cotton otherthan fabrics of head 5806	0	7 795	0	45 299
5803001000	Gauze, oth thn narrow fbrcs of heading58.06, of cotton	0	65	0	705
5803009000	Gauze, oth thn narrow fbrcs of heading58.06, oth thn cotton	971	2 624	17 483	47 419
5804101000	Tulles & other net fabrics of silk,notincl woven fabrics of head 600	438	778	5 532	8 226
5804102000	Tulles & other net fbrcs of cotton,notincl woven fabrics of head 60	2 761	3 267	60 846	85 500
5804109000	Tulles&oth net fbrc oth than silk/cottoninc woven fabrics of head !	26 065	61 131	489 246	1 381 240
5804210000	Mechanically made lace of man-made fbrsexcl fabrics of head 600	52 287	155 223	1 438 957	4 008 557
5804290000	Mechanically made lace of oth textilemat. excl fabrics of head 600	48 906	126 700	945 918	2 731 070
5804300000	Mechanically hand-made lace excl.fabricof head 6002 to 6004	2 033	13 498	50 448	270 117
5805009000	Hand-woven tapestries of other thancotton, whether/not made y	1 731	2 603	12 376	17 931
5806101000	Woven pile fabrics of silk other thangoods of head 5807	13 983	19 441	158 443	241 623
5806102000	Woven pile fabrics of cotton otherthan goods of head 5807	2 126	4 990	46 246	186 199
5806109000	Woven pile fabrics of other than silk/cotton other than goods of h	7 058	34 418	97 423	288 108
5806200000	Oth woven fabrics,weight>=5% of elasto-meric yarn/thread	199 500	522 048	2 677 577	6 886 979
5806311000	Narrow woven fabrics of cotton for mfgof inkd ribbon oth thn goo	1 661	8 444	37 159	130 192
5806312000	Backing for electrical insulating paperother than good of head 580	0	38	0	933

I.3. IMPOR MENURUT KOMODITI / IMPORT BY HS COMMODITY
***** MARET/MARCH 2011 *****

HS	Uraian Komoditi Commodity Description	Berat Bersih / Net Weight (Kg)		Nilai / Value C.I.F (US\$)	
		Bulan ini	Kumulatif	Bulan ini	Kumulatif
		Current Month	Cum.Jan. to date	Current Month	Cum.Jan. to date
5806313000	Slide fastener ribbons;width<=12mmother than good of head 580	4 119	14 873	79 879	268 702
5806314000	Webbings used in covering piping, polesand the like but goods of f	5 253	11 045	51 063	113 542
5806319000	Other woven fabrics excluding goods ofhead 5807	59 217	136 119	2 156 464	3 730 534
5806321000	Narrow woven fabrics of man-made fibresfor seat belt webb excl g	134 234	322 522	949 119	2 210 900
5806322000	Slide fastener ribbon;width<=12mm of mffor seat belt webb excl g	264	6 287	10 146	52 713
5806323000	Webbings used in covering piping, poles,other than good of head 5	381	603	13 393	18 688
5806329000	Woven fbrcs of oth than cotton/man-made fbr other than goods of	373 619	805 975	3 186 582	6 547 107
5806391000	Woven fabrics of silk other than goods of head 5807	1	55	4	497
5806399010	Woven fabr for covering,piping, poles,other than goods of head 5	1 002	1 773	5 214	12 578
5806399020	Narrow woven fabrics for mfg of ribbonstypewritr, no ink oth than	20 272	47 038	110 862	360 158
5806399030	Narrow fabrics used for slide fastener;width<=12mm	0	1 932	0	17 164
5806399090	Narrow fabrics used for slide fastener;width>12mm	41 735	82 419	622 780	1 167 615
5806400000	Fabrics consist of warp without assbldby means of an adhesive	5 764	12 346	74 815	130 815
5807100000	Labels,badges, similar mat of woven,inpiece,strip,shape/size,not e	427 300	1 017 060	8 049 968	21 594 103
5807900010	Labels,badges, similar mat of non wovenfbr in piece,strip,shape/si	20 823	49 613	343 298	776 468
5807900090	Labels,badges, similar mat of oth wovenfbr in piece,strip,shape/siz	80 376	173 486	1 630 827	3 956 544
5808101000	Braid in the piece combined with rubberthreads, without embroid	366	4 436	4 726	33 777
5808109000	Braids not in the piece combined withthreads, without embroidery	3 766	13 898	147 205	367 048
5808901000	Oth braids combined with rubber threadswithout embroidery, not	50 232	214 540	556 791	2 568 899
5808909000	Oth braid combined with oth than rubberthreads, without embroi	2 934	24 664	39 609	145 717
5809000000	Woven fabrics of metal thread & wovenfabrics of metallised yarn (33	550	1 000	21 959
5810100000	Embroidery without visible ground,in piein strip motifs	88	220	5 237	6 485
5810910000	Embroidery of cotton, without visiblegorund in piece,in strip motif	56 478	236 386	1 162 471	4 003 096
5810920000	Embroidery of man-made fibres, withoutvisible goround,in piece,ii	60 441	164 109	549 014	1 639 541
5810990000	Embroidery of other textile material,visible goround,in piece,in str	112 854	336 147	1 598 774	4 390 995
5811000000	Quilted textile prods in the piece,with mat aseemld othr than em	159 213	421 386	1 492 257	3 992 367
5901100000	Textile fabrics coated w/gum/amylaceused for covers books and tl	2 724	6 925	23 118	91 684
5901901000	Textile fabrics coated w/gum/amylacefor tracing cloth	3 834	3 840	3 427	3 792
5901902000	Textile fabrics coated w/gum/amylaceprepared painting canvas	0	12 800	0	42 828
5901909000	Textile fabrics coated w/gum/amylacefor other than tracing cloth/	17 042	46 570	111 530	311 003
5902101000	Chafer canvas type of nylon/oth poly-amides, high tenacity, rubbe	72 474	172 725	525 776	1 213 210
5902109000	Chafer canvas type of nylon/oth poly-amides, high tenacity, not ru	1 152 770	3 623 546	5 775 938	17 141 688
5902202000	Chafer canvas type of polyester, highnylon, tenacity, rubberised	3 083	16 184	52 458	446 304
5902209000	Chafer canvas type of polyester, highnylon, tenacity, not rubberise	818 030	2 227 297	3 678 693	9 875 344
5902900000	Tyre cord fabric of high tenacity yarn,oth thn nyln/oth polyamd&po	3 826	10 441	33 313	114 041
5903100000	Textile fabrics impregnat,coat,coverwith polyvinyl chloride	1 872 884	6 178 612	2 974 366	9 456 920
5903200000	Textile fabrics impregnat,coat,coverwith polyurethane	1 927 875	4 587 988	19 436 509	43 061 659
5903901000	Impregnated textile fbrcs of nylon cancoated with plastics oth th	178 455	450 620	1 741 831	4 225 799
5903909000	Oth imprgntd text fbrc of oth han nyloncanvas coated w/plastic o	461 225	1 158 531	6 215 057	13 363 308
5904100000	Linoleum, cut to shape/not,coatingapplied on textile backing	902	33 578	5 046	108 372
5904900000	Oth linoleum, cut to shape/not,coating applied on textile backing	1 094	2 382	11 209	22 386
5905000000	Textile wall coverings.textile wall coverings.	0	180	0	2 187
5906100000	Adhesive tape;width<=20cm, oth than ofheading 5902	42 705	83 503	571 219	1 229 308
5906910000	Knitted/crocheted linoleum, whetherof not to shape	108 701	172 893	639 246	1 156 058
5906991000	Linoleum for hospital rubber sheeting,whether/not cut to shape.	1 093	1 093	12 037	12 037
5906999000	Linoleum not for hospital rbr sheetinwhether/not cut to shape.	275 598	599 702	1 323 055	3 597 485
5907001000	Fabrics impregnated,coated/covered oilof oil-based preparation	0	867	0	43 634
5907003000	Textile fbrcs impregnated, coated/covrwith fire resistant chemical	695	2 230	3 713	36 142
5907004000	Fabrics imprgntd,coated/covered flockvelvet, the entire surface of	4 019	17 864	33 233	74 148
5907006000	Fabrics impregnated,coated/covered othematerials	55 631	208 407	100 551	310 641
5907009000	Othe textile fabrics not impregnated,covered with othe materials	7 193	16 070	136 177	291 200
5908001000	Wick; incandescent gas mantleswhether/not impregnated	2 733	12 133	3 437	34 284
5908009000	Textile oth than wick; incandescent gasmantles, whether/not impr	25	27	587	599
5909001000	Fire hoses and similar textile tubing	21 224	79 729	88 598	399 756
5909009000	Othe textile hosepiping & similartextile tubing	158 940	235 854	365 398	537 104
5910000000	Transmssn/convyr belts/belting,of textl matrl, whether/not impre	20 848	54 045	352 355	998 639
5911100000	Textile fabrics, felt&felt-lined wovencoated with rubber,leather/ot	168 787	652 181	2 400 771	8 476 016
5911200000	Bolting cloth, whether/not made up	4 590	17 928	122 623	225 696
5911310000	Textile fabrics&felts;weight< 650 g/m,in making/similar machinen	3 396	17 667	835 929	2 743 121
5911320000	Textile fabrics&felts;weight>= 650 g/m,in making/similar machinei	49 698	145 860	2 486 454	7 826 174
5911400000	Straining cloth of a kind used in oilor the like incl that of hair	21 141	34 988	266 609	489 677
5911901000	Textile packings & gaskets used inmaking/similar machinery	4 274	13 595	194 574	347 638
5911909000	Othe than textile packings & gasketsused in making/similar machir	229 653	506 474	2 148 010	5 264 003
6001101000	Unbleached long pile, knitted/crocheted,mercerised	541	2 490	7 213	23 746
6001109000	Bleached long pile, knitted/crocheted,not mercerised	37 260	103 073	372 408	946 353
6001210000	Looped pile fabrics of cotton,knitted/crocheted	45 639	188 869	533 320	2 178 534
6001220000	Looped pile fabric of man made fibre,knitted/crocheted	63 194	148 473	505 578	1 227 478
6001290000	Looped pile fabric of oth textls matrls,knitted/crocheted	19 525	20 786	150 889	171 137
6001910000	Oth pile fabrics, of cotton,knitted/crocheted	62 907	165 469	454 633	1 060 897
6001921000	Oth pile fabrics, of man made fibres,unbleached	215 225	329 698	1 849 846	3 005 376
6001929000	Oth pile fabrics, of man made fibres,othe than unbleached	423 562	1 041 750	3 117 885	8 163 493

I.3. IMPOR MENURUT KOMODITI / IMPORT BY HS COMMODITY
***** MARET/MARCH 2011 *****

H S	Uraian Komoditi Commodity Description	Berat Bersih / Net Weight (Kg)		Nilai / Value C.I.F (US\$)	
		Bulan ini	Kumulatif	Bulan ini	Kumulatif
		Current Month	Cum.Jan. to date	Current Month	Cum.Jan. to date
6001991000	Unbleached fabrics of othe textilematerials,not mercerised	0	893	0	3 212
6001999000	Bleached fabrics of othe textilematerials,not mercerised	169 590	313 360	2 651 232	4 217 026
6002400000	Knit/croch fbrcs;weight>5% of elastomeyarn,no rubber thread, otl	483 693	1 457 618	3 637 005	8 572 828
6002900000	Knit/croch fbrcs;weight<5% of elastomeyarn,no rubber thread, otl	1 837 874	4 329 103	20 101 547	47 032 207
6003100000	Knit/croc fbrcs of wool/fine animalhair, width<=30cm oth than 60C	2 767	4 019	28 796	45 221
6003200000	Knit/crocheted fabrics of cottonwidth<=30cm oth than 60.01/60.0	252 047	714 055	2 541 130	7 112 164
6003300000	Knit/crocheted fabrics of syntheticfibr, width<=30cm oth than 600	21 560	42 011	275 540	522 014
6003400000	Knit/crocheted fabrics of artificialwidth<=30cm oth than 60.01/60	4 215	7 866	59 149	175 662
6003900000	Othr knit/croc fabrics, width<=30cmoth than 60.01/60.02	19 368	52 933	240 842	398 541
6004101000	Knitted swimwear fabric;weight 80%synth yarn; 20% elastic yarn	559 967	1 767 284	5 470 203	15 230 167
6004109000	Knitt/crochet fabrc,width<=30cmcon.>20%, oth thn of heading 60I	707 890	2 450 092	7 935 141	19 927 771
6004900000	Othe knitted/crocheted fabrics; width<=30cm othe than of headin	360 176	783 875	4 277 740	9 512 071
6005210000	Warp knit fabrics of cotton othe thanof heading 60.01-60.04	28 097	42 242	237 547	375 105
6005220000	Dyed warp knit fabrics of cotton othethan of heading 60.01-60.04	52 950	137 320	501 207	1 079 556
6005230000	Warp knit fabrics of yarn of diff coloroth than of heading 60.01-60	63 433	351 471	495 319	3 046 567
6005240000	Printed warp knit fabrics of cotton oththan of heading 60.01-60.04	23 656	47 069	356 465	636 687
6005311000	Wrp knit fbrc,of synthtc,bleach/no,swimwer,of polyester&polybut	40 280	179 829	455 845	1 471 852
6005319000	Wrp knit fbrc,of synthtc,bleach/no,oth thn swimwr,of polystr&pol	308 152	666 573	2 417 673	5 423 833
6005321000	Warp knit fabrc,of synthtc,dyed,swimwer,of polyester&polybutyle	33 057	63 061	346 190	642 337
6005329000	Warp knit fabrc,of synthtc,dyed,oth thn swimwr,of polystr&polybu	248 010	540 031	2 490 238	5 155 614
6005331000	Wrp knit fbrc,of synthtc,yarn diff clr,swimwer,of polyester&polyb	0	1 264	0	16 617
6005339000	Wrp knit fbrc,of synthtc,yarn diff clr,oth thn swimwr,of polystr&p	102 373	236 484	1 431 421	3 280 922
6005341000	Warp knit fabrc,of synthtc,printed,swimwer,of polyester&polybuti	0	19	0	86
6005349000	Warp knit fabrc,of synthtc,printed,oth thn swimwr,of polystr&poly	8 554	14 572	66 949	121 398
6005420000	Dyed warp knit fabrics of artifical fibroth than of heading 60.01-60.0	111	28 331	1 949	246 181
6005900000	Oth warp knit fabrics oth than ofheading 60.01-60.04	380 531	730 541	2 808 704	5 292 509
6006100000	Oth knit/crochtd fbrcs of wool/fineanimal hair oth than of head 6C	48	621	310	6 966
6006210000	Oth knit/crochtd fbrcs of cottonoth than of heading 60.01-60.04.	60 416	119 599	661 730	1 198 154
6006220000	Oth dyed knit/crochtd fbrcs of cottonoth than of heading 60.01-6C	3 722 301	9 615 189	35 565 740	92 816 062
6006230000	Oth knit/crochtd fbrcs of yarn of difcolor oth than of heading 60.0	13 175	47 602	85 235	325 374
6006240000	Oth printed knit/crochtd fbrcs ofcotton oth than of heading 60.01-	18 633	101 526	218 245	1 184 067
6006311000	Oth warp knit fbrcs of nylon fibr meshfor as a backng material for	1 522	4 714	16 414	56 206
6006319000	Oth warp knit fbrcs of oth than ofheading 60.01-60.04.	327 987	1 280 242	4 149 672	15 374 310
6006321000	Dyed nylon fibre mesh for use as backngmat for mosaic tiles oth tl	182 103	615 492	1 893 068	6 507 646
6006329000	Oth dyed nylon fibres material formosaic tiles oth than head of 60	555 289	1 227 344	5 272 420	11 499 541
6006330000	Oth knittd/crochetd fabrc synthtc,of yarn of diff colors	1 374	7 487	15 698	86 454
6006340000	Oth knittd/crochetd fabrc synthtc,printed	55 995	162 285	496 611	2 696 870
6006420000	Oth dyed warp knit fabrics of artifi-cial fibres oth than of head 60.0	240 208	624 204	1 672 914	4 857 481
6006440000	Oth warp knit fabrics of artificialfibres printed oth than of head 60	1 491	26 485	7 501	170 266
6006900000	Oth warp knit fabrics oth than of artcial fibres oth than of head 60	478 992	985 819	3 720 399	7 920 868
6101200000	Male's wear of cotton oth than ofhead 61.03	2 180	4 325	23 658	75 603
6101300000	Male's wear of man-made oth thanof head 61.03	349	724	7 638	23 220
6101900000	Male's wear of oth textile materialoth than of head 61.03	112	733	1 271	27 601
6102100000	Female's wear of wool/fine animalhair knitted/crocheted oth than	0	11	0	613
6102200000	Female's wear of cotton,knitted/crocheted oth than of head 6104	60	906	3 481	27 612
6102300000	Female's wear of man-made fibres,knitted/crocheted oth than of l	128	310	6 791	17 602
6102900000	Female's wear of oth textile materials,knitted/crocheted oth than	601	7 097	2 583	20 057
6103100000	Mens/boys suits(oth thn swimwr)knitted/crocheted	53	54	270	280
6103220000	Male'sensembles of cotton	3	1 386	3	14 526
6103290000	Men/boy ensembl of oth textls matr,ls(oth thnswimwr)knitt/croch	18 275	23 675	125 582	167 775
6103310000	Male's jackets & blazers of wool/fineanimal hair	0	3	0	35
6103320000	Male's jackets & blazers of cotton	504	1 471	20 527	51 373
6103330000	Male's jackets & blazers of syntheticfibres	1 029	3 027	33 005	79 668
6103391000	Male's jackets & blazers of ramie,linenor silk	0	8	0	593
6103399000	Male's jackets & blazers of oth textilmaterials	9 278	55 167	123 137	887 385
6103410000	Male's trousers,bib&brace overall,breeches&shorts of wool/fine a	1	1	6	6
6103420000	Male's trousers,bib&brace overall,breeches&shorts of cotton	659	20 527	27 458	212 547
6103430000	Male's trousers,bib&brace overall,breeches&shorts of synthetic fil	1 669	5 429	52 135	186 880
6103490000	Men/boy trousr,bib&brace overll,breech&short of oth textl matr,l	27	106	257	2 567
6104130000	Female's suits of synthetic fibres	137	143	3 195	3 201
6104192000	Women/girl suits,of cotton synthtcfibres,of oth textl matr,knitt/cr	977	979	3 338	3 605
6104199000	Female's suits of oth textile material	17 867	38 397	124 052	238 973
6104220000	Female's ensembles of cotton	0	2 624	0	6 007
6104290000	Womens/girls ensembles,of oth textl matr,knitted/crocheted	0	75	0	1 408
6104310000	Female's jackets & blazers of wool/fine animal hair	0	2	0	807
6104320000	Female's jackets & blazers of cotton	1 888	3 845	30 906	87 052
6104330000	Female's jackets & blazers of syntheticfibres	526	1 075	14 502	23 839
6104390000	Women/girl jackets&blazers,of oth textl matr,knitt/crochet	8	228	584	11 746
6104410000	Dresses of wool/fine animal hair, knitted/crocheted	2	24	1 206	4 119
6104420000	Dressed of cotton	4 009	8 068	146 933	293 297
6104430000	Dressed of synthetic fibres	10 220	20 166	115 520	239 563

I.3. IMPOR MENURUT KOMODITI / IMPORT BY HS COMMODITY
***** MARET/MARCH 2011 *****

HS	Uraian Komoditi Commodity Description	Berat Bersih / Net Weight (Kg)		Nilai / Value C.I.F (US\$)	
		Bulan ini	Kumulatif	Bulan ini	Kumulatif
		Current Month	Cum.Jan. to date	Current Month	Cum.Jan. to date
6104440000	Dressed of artificial fibres	1 591	5 489	112 628	360 139
6104490000	Dresses of other textile materials	710	9 304	18 200	81 677
6104510000	Female skirts & divided skirt of wool or fine animal hair	0	15	0	2 191
6104520000	Female skirts & divided skirts of cotton	4 165	11 040	26 263	70 226
6104530000	Female skirts & divided skirts of synthetic fibres	561	4 691	26 753	54 053
6104590000	Women/girl skirts & divided skirts, of other textile material, knitted/crochet	1 660	22 229	20 174	221 797
6104610000	Female trousers, bib & brace overalls/breeches & shorts of fine animal hair	0	30	0	4 224
6104620000	Female trousers, bib & brace overalls/breeches & shorts of cotton	23 853	125 841	146 116	520 910
6104630000	Female trousers, bib & brace overalls/breeches & shorts of synthetic fibres	29 519	76 720	124 708	304 969
6104690000	Women/girl trousers, bib & brace overalls, briefs & shorts of other textile material, knitted/crochet	552	2 224	33 660	122 743
6105100000	Male wear of cotton, knitted/crochet	50 014	162 004	747 496	1 769 782
6105201000	Male wear of synthetic fibres, knitted or crocheted	3 253	5 924	120 383	232 945
6105202000	Male wear of artificial fibres, knitted or crocheted	25	109	1 604	6 770
6105900000	Men/boy shirts of other textile materials, knitted/crochet	1 248	2 446	10 708	33 472
6106100000	Female wear of cotton, knitted/crochet	79 244	212 007	605 065	1 782 575
6106200000	Female wear of man-made, knitted or crocheted	1 632	20 194	75 555	257 599
6106900000	Women/girl blouses, shirts & shirt blouses, of other textile material, knitted/crochet	48 400	128 380	319 193	853 797
6107110000	Male underpants & briefs of cotton	23 890	42 326	283 825	573 474
6107120000	Male underpants & briefs of man-made fibres	1 193	1 669	67 172	89 668
6107190000	Male underpants & briefs of other textile materials	682	1 523	4 844	17 645
6107210000	Male nightshirts & pyjamas of cotton	289	3 154	9 022	38 555
6107220000	Male nightshirt & pyjama of man-made fibres	0	1	0	12
6107290000	Male nightshirt & pyjamas of other textile materials	393	992	2 340	5 745
6107910000	Other wear articles of cotton	20 544	105 615	45 582	247 293
6107990000	Other wear male of other textile materials	6	811	50	1 441
6108110000	Female slips & petticoats of man-made fibres	277	367	13 281	17 317
6108193000	Female slips & petticoats of cotton of other textile materials	0	18	0	913
6108199090	Female slips & petticoats of other than silk, of other textile materials	340	780	13 125	35 503
6108210000	Briefs & panties of cotton	50 639	455 426	214 041	1 736 246
6108220000	Briefs & panties of man-made fibres	1 540	79 914	70 995	487 347
6108290000	Female brief & pantie, knitted/crochet of other textile materials	198 424	504 728	460 372	1 222 987
6108310000	Nightdresses & pyjamas of cotton	539	2 120	23 849	60 592
6108320000	Nightdresses & pyjamas of man-made fibres	6 826	36 858	26 813	134 169
6108390000	Female nightdress & pyjama, of other textile materials, knitted/crochet	0	31 692	0	251 547
6108910000	N negliges, bathrobes, dressing gowns of cotton	17	544	579	9 959
6108920000	N negliges, bathrobes, dressing gowns of man-made fibres	482	834	22 938	39 634
6108990000	Other female wear, of other textile material, knitted/crochet	6	20	46	307
6109101000	Men/boys shirts, singlets & other vests, knitted/crochet of cotton	28 937	107 109	659 357	1 737 821
6109102000	Women/girls shirts, singlets & other vests, knitted/crochet of cotton	39 499	151 311	873 138	2 322 571
6109901000	Men/boys shirts, singlets & other vests knitted/crochet of ramie, linen or jute	62	63	1 600	1 601
6109902000	Men/boys shirts, singlets & other vests knitted/crochet of other than cotton	10 858	25 966	514 199	1 234 844
6109909000	T-shirt, singlet & other vest, knitted/crochet, of other textile material, other than fine animal hair	28 842	77 292	271 291	667 071
6110110000	Jerseys, pullovers, cardigans, waistcoat of wool	11 828	12 374	197 588	233 936
6110120000	Jerseys, pullovers, cardigans, waistcoat of cashmere or goat hair	1	14	646	2 342
6110190000	Jerseys, pullovers, cardigans, waistcoat of other wool or fine animal hair	27	76	1 209	3 210
6110200000	Jerseys, pullovers, cardigans, waistcoat of cotton	11 808	28 814	520 388	1 423 463
6110300000	Jerseys, pullovers, cardigans, waistcoat of man-made fibres	9 931	22 557	339 565	940 713
6110900000	Jersey, pullover, cardigan, waistcoat & similar article, knitted/crochet, of other than cotton	1 216	1 797	76 727	134 927
6111200000	Men's garment & clothing accessories, knitted/crochet, of cotton	15 082	34 064	339 430	731 364
6111300000	Babies' garment & clothing accessories, knitted/crochet, of synthetic fibres	180	11 475	7 246	36 209
6111900000	Babies' garment & clothing accessories, knitted/crochet, of other textile material	5	55	94	898
6112110000	Track suits of cotton knitted/crochet	0	18	0	509
6112120000	Track suits of synthetic fibres knitted/crochet	0	155	0	4 006
6112190000	Track suits of other textile material, knitted/crochet	110	125	3 320	3 374
6112200000	Ski suits knitted/crochet	0	20	0	816
6112310000	Male swimwear, of synthetic fibres, knitted/crochet	354	5 013	13 036	165 159
6112410000	Female swimwear, of synthetic fibres, knitted/crochet	652	8 319	34 066	397 466
6112490000	Female swimwear, of other textile material, knitted/crochet	550	611	6 897	8 524
6113001000	Diver wetsuit, made up of knitted/crochet fabrics of heading 5903, 5904 or 5905	74	463	7 895	88 586
6113002000	Protective/safety garment for worker, made-up of knitted/crochet, heading 5903, 5904 or 5905	2 506	7 387	13 035	40 346
6113009000	Other garment, made up of knitted/crochet fabrics of heading 5903, 5904 or 5905	6 389	12 465	87 563	164 694
6114200000	Other garments, knitted/crochet of cotton	546	973	34 558	52 657
6114300000	Other garments, knitted/crochet of man-made fibres	1 158	5 080	27 399	158 354
6114900000	Other garments, knitted/crochet of other textile materials	347	5 989	3 751	32 503
6115100000	Panty hose & tights of graduated compression hosiery	8	19	252	471
6115210000	Panty hose & tights of synthetic fibres, single yarn < 67 decitex, elastic	59	159	1 331	4 663
6115220000	Panty hose & tights of synthetic fibres, single yarn > 67 decitex, elastic	44	15 147	1 015	59 516
6115291000	Stockings, socks, sockettes of cotton single yarn < 67 decitex, elastic	242	1 419	3 151	13 953
6115299000	Panty hose & tights of other than cotton elasticated/rubberised	922	2 876	8 028	27 454
6115301000	Women's full-length, knee-length hosiery of cotton, single yarn < 67 decitex	423	425	8 369	9 285
6115309000	Women's full-length, knee-length hosiery of other than cotton, single yarn < 67 decitex	344	438	6 237	10 194

I.3. IMPOR MENURUT KOMODITI / IMPORT BY HS COMMODITY
***** MARET/MARCH 2011 *****

H S	Uraian Komoditi Commodity Description	Berat Bersih / Net Weight (Kg)		Nilai / Value C.I.F (US\$)	
		Bulan ini	Kumulatif	Bulan ini	Kumulatif
		Current Month	Cum.Jan. to date	Current Month	Cum.Jan. to date
6115940000	Oth stockings,socks, of wool/fineanimal hair,single yarn < 67 decitex	6	92	210	5 109
6115950000	Oth stockings,socks, of cotton,single yarn < 67 decitex	11 215	25 791	200 659	478 336
6115960000	Oth stockings,socks,sockettes ofsynthetic fibres,single yarn < 67 dt	5 067	34 147	73 842	200 796
6115990000	Oth stockings,socks,sockettes of othtextile materials, single yarn-<	4 247	17 809	42 038	111 370
6116100000	Gloves,mittens, mitts, knitted,croch.impregn., coated/covered pla	16 365	29 889	208 812	389 672
6116910000	Gloves,mittens,of wool/fine animal hairknit. not impregn.coat.pla:	308	310	556	1 030
6116920000	Gloves,mittens,of cotton knitted,croch.not impregnated coated pl	210	5 319	3 120	27 779
6116939000	Gloves,mittens,of oth th synthetic fbrsknit.not impregn.coat.plasti	3 338	19 148	90 502	236 452
6116990000	Gloves,mittens,of oth textile materialsknit.not impregn.coat.plasti	108	315	3 487	6 373
6117101000	Shawls, scarves, mufflers, mantillas,& the like of cotton	325	871	4 422	18 536
6117109000	Shawls, scarves, mufflers, mantillas,& the like of oth textile materi	11 854	23 248	64 874	128 546
6117801900	Ties, bow ties & cravats of oth thanwool/fine animal hair	85	96	2 323	2 513
6117809000	Oth access of oth than wool/fineanimal hair	47 479	127 668	787 065	1 959 694
6117900000	Oth parts of garment	30 375	102 808	275 083	919 318
6201110000	Men/boys'overcoats,raincoats,car-coats,cloaks of wool/fine anim:	0	388	0	20 241
6201120000	Men/boys'overcoats,raincoats,car-coats,cloaks of cotton	258	626	6 076	29 194
6201130000	Men/boys'overcoats,raincoats,car-coats,cloaks of man-made fibre	438	725	7 255	15 914
6201190020	Men/boys'overcoats,raincoats,car-coatscapes,cloaks of ramie	371	377	298	460
6201190090	Men/boys'overcoats,raincoats,car-coats,cloaks of oth man-made f	628	1 896	2 838	10 365
6201910000	Men/boys'anorak, wind-cheaters/jacketsof wool/fine animal hair	1	66	26	3 726
6201920000	Men/boys'anorak, wind-cheaters/jacketsof cotton	1 027	2 861	39 353	143 700
6201930090	Men/boys'anorak, wind-cheaters/jacketsof oth man-made fibres	883	4 443	46 075	226 594
6201990090	Men/boys'anorak, wind-cheaters/jacketsof oth textile materials	159	159	10 106	10 106
6202110000	Women/girls'overcoats,raincoats, car-coats, capes of wool/fine an	4	39	328	2 614
6202120000	Women/girls'overcoats,raincoats, car-coats, capes of cotton	700	1 399	47 797	102 031
6202130090	Women/girls'overcoats,raincoats, car-coats, capes of oth man-ma	164	906	14 852	61 288
6202190020	Women/girls'overcoats,raincoats, car-coats, capes of ramie	0	16	0	2 032
6202190090	Women/girls'overcoats,raincoats, car-coats, capes of oth textile m	5	12	268	1 075
6202910000	Women/girls'anorak,wind-cheater/jacketsof wool/fine animal hair	159	190	8 038	9 643
6202920000	Women/girls'anorak,wind-cheater/jacketsof cotton	970	1 910	56 437	104 695
6202930090	Women/girls'anorak,wind-cheater/jacketsof oth man-made fibres	205	1 920	13 923	92 124
6202990090	Oth famale wear,of oth textl matrl,oth than silk & ramie	68	86	4 497	5 040
6203110000	Men/boys'suits of wool/fine animalhair	16	219 148	4 072	428 412
6203120000	Men/boys'suits of synthetic fibres	1	115	2	5 697
6203191000	Men/boys'suits of cotton	6	495	197	9 609
6203199090	Male's suits, of oth textl matrl,oth thn silk&ramie,oth thn cotton	808	831	3 698	4 050
6203220000	Men/boys'ensembles of cotton	0	157	0	4 528
6203290090	Male's ensembles, of oth textl matrl,oth than silk & ramie	3	8	115	138
6203310000	Men/boys'jackets & blazers of woolor fine animal hair	7 103	77 910	96 722	352 233
6203320000	Men/boys'jackets & blazers of cotton	77 533	119 911	298 959	495 347
6203330000	Men/boys'jackets & blazers of syntheticfibres	2 744	40 396	108 965	306 873
6203390010	Male jackt&blazr, of oth textl matrl,of silk	14	35	1 938	4 441
6203390020	Male jackt&blazr, of oth textl matrl,of ramie	0	4	0	728
6203390090	Male jackt&blazr, of oth textl matrl,oth than silk & ramie	765	1 191	47 380	73 449
6203410000	Trousr,bib&brace overll,breech&short,of wool/fine animal hair,ma	325	1 633	24 886	112 929
6203421000	Men/boys'bib & brace overalls ofcotton	1 731	1 988	34 612	42 099
6203429000	Men/boys'trousers of cotton	173 123	344 957	1 710 764	3 840 447
6203430000	Trousr,bib&brace overll,breech&short,of synthtc fibres,male wear	6 455	18 136	237 853	573 449
6203490010	Trousr,bib&brace overll,breech&short,of oth txtl mtrl,of silk, for m	10	10	1 324	1 324
6203490090	Trousr,bib&brace overll,breech&short,of oth txtl mtrl,oth thn ram	5 165	14 135	102 192	246 432
6204110000	Women/girls'suits of wool/fineanimal hair	0	13	0	2 581
6204120000	Women/girls'suits of cotton	176	2 104	6 128	36 909
6204130000	Women/girls'suits of synthetic fibres	30	159	2 042	8 676
6204190010	Female suit, of oth textl matrl,oth thnswimwear,of silk	0	7	0	1 326
6204190090	Female suit, of oth textl matrl,oth thnswimwear,oth than silk & ra	524	2 223	1 974	13 485
6204290090	Female ensembl, of oth textl matrl,oththn swimwear,of silk&ramie	4	183	116	3 276
6204310000	Women/girls'jackets & blazers ofwool/fine animal hair	137	621	11 336	48 556
6204320000	Women/girls'jackets & blazers ofcotton	1 549	11 681	94 921	235 303
6204330000	Women/girls'jackets & blazers ofsynthetic fibres	1 271	4 360	81 329	276 079
6204390010	Female jackt&blazr,of oth txtl mtrl,oththn swimwear,of silk	25	30	4 044	5 335
6204390020	Female jackt&blazr,of oth txtl mtrl,oththn swimwear,of ramie	0	22	0	2 619
6204390090	Female jackt&blazr,of oth txtl mtrl,oththn swimwear,of silk&ramie	840	1 590	58 731	114 548
6204410000	Dresses of wool/fine animal hairnot knitted/crocheted	134	7 598	10 534	38 020
6204420000	Dresses of cotton	15 352	36 219	331 139	666 363
6204430000	Dresses of synthetic fibres	4 368	23 775	253 320	748 196
6204440000	Dresses of artificial fibres	2 097	5 623	146 944	348 937
6204490010	Female dresses,of oth textl matrl,oththn swimwear,of silk	277	807	51 255	124 522
6204490020	Female dresses,of oth textl matrl,oththn swimwear,of ramie	8	42	1 097	3 894
6204490090	Female dresses,of oth textl matrl,oththn swimwear,of silk&ramie	1 736	3 528	125 509	218 924
6204510000	Skirts & divided skirts of wool/fineanimal hair	199	5 132	1 830	12 848
6204520000	Skirts & divided skirts of cotton	18 366	30 864	223 691	409 315

I.3. IMPOR MENURUT KOMODITI / IMPORT BY HS COMMODITY
***** MARET/MARCH 2011 *****

HS	Uraian Komoditi Commodity Description	Berat Bersih / Net Weight (Kg)		Nilai / Value C.I.F (US\$)	
		Bulan ini	Kumulatif	Bulan ini	Kumulatif
		Current Month	Cum.Jan. to date	Current Month	Cum.Jan. to date
6204530000	Skirts & divided skirts of syntheticfibres	933	3 972	64 179	206 610
6204590010	Feml skirt&dvde skrt, oth txtl mtrl,oththn swimwear,of silk	42	95	6 611	14 700
6204590090	Feml skirt&dvde skrt, oth txtl mtrl,oththn swimwear,of silk&ramie	1 150	4 635	68 991	144 958
6204610000	Women/girls&trousers,bib&brace overallbreeche,short of wool/fir	22	127	2 332	14 872
6204620000	Women/girls&trousers,bib&brace overallbreeches,shorts of cottor	127 517	324 576	1 282 081	3 099 256
6204630010	Women/girls&trousers,bib&brace overallbreeches,shorts of batik	12	26	136	367
6204630099	Oth women/girls&flyers coveralls	13 236	28 161	270 065	516 747
6204690010	Trousr,bib&brace overll,breech&short,of oth txtl mtrl,of silk, for w	94	137	10 269	16 173
6204690020	Trousr,bib&brace overll,breech&short,of oth txtl mtrl,of ramie, fo	2	2	334	334
6204690090	Trousr,bib&brace overll,breech&short,of oth txtl mtrl,oth thn silk&	2 212	62 113	86 939	469 782
6205200000	Men/boys&shirts of cotton	21 953	50 806	1 067 756	2 167 991
6205300000	Men/boys&shirts of man-made fibres	2 775	4 138	95 879	140 853
6205900010	Male& shirts,of oth textl matrl,of silk	29	35	2 611	3 779
6205900020	Male& shirts,of oth textl matrl,of ramie	0	9	0	1 301
6205900090	Male& shirts,of oth textl matrl,oth thn silk&ramie	2 962	11 889	47 287	116 967
6206100000	Women/girls&blouses, shirts & shirts-blouses of silk/silk waste	709	1 939	52 827	147 729
6206200000	Women/girls&blouses, shirts & shirts-blouses of wool/fine animal l	561	43 732	1 679	93 619
6206300000	Women/girls&blouses, shirts & shirts-blouses of cotton	24 446	52 564	599 044	1 674 800
6206400000	Women/girls&blouses, shirts & shirts-blouses of man-made fibres	10 706	46 177	618 819	1 252 016
6206900010	Female& wear,of oth textl matrl,of silk	609	878	54 164	91 143
6206900020	Female& wear,of oth textl matrl,of ramie	11	18	1 239	1 546
6206900090	Female& wear,of oth textl matrl,oth thn silk&ramie	17 218	90 872	196 963	642 245
6207110000	Men/boys&underpants & briefs ofcotton	236	1 909	10 800	50 369
6207190000	Men/boys&underpants & briefs ofoth textile materials	110	211	6 842	10 683
6207210000	Men/boys&nightshirts & pyjamasof cotton	73	1 978	3 043	14 921
6207220000	Men/boys&nightshirts & pyjamasof man-made fibres	62	62	2 654	2 654
6207290010	Male night shirt&pyjam,f oth txtl mtrl,of silk	0	15	0	1 349
6207910000	Oth male wear,of cotton	325	345	7 944	9 179
6207990000	Oth male wear,of oth textl matrl	5	6	155	158
6208110000	Women/girls&slips & petticoatsof man-made fibres	0	590	0	2 258
6208190090	Female slip&petticoat,of oth textlmatrl,oth thn silk&rami	190	206	8 708	9 176
6208210000	Women/girls&nightdresses & pyjamasof cotton	30	18 713	1 629	75 655
6208220000	Women/girls&nightdresses & pyjamasof man-made fibres	67	2 240	1 324	14 701
6208911000	Panties of cotton	2 596	26 746	6 756	65 008
6208919000	Women/girls&singlets of cotton	98	1 551	5 556	31 633
6208920000	Female wear of man-made fibres	52	2 108	2 478	56 906
6208991000	Female wear of oth textl matrl,of woolor fine animal hair	18 298	41 386	44 292	103 131
6208999000	Female wear of oth textl matrl,oth thnwool/fine animal hair	542	654	2 569	6 533
6209202000	Babies&t-shirts,shirts,pyjamas, napkins(diapers),& similar articles c	778	2 911	24 180	38 610
6209209010	Babie garmnt&cloth accessri,of cotton,oth wear,suit,pant&similr a	2 749	4 974	57 626	130 795
6209209090	Babie garmnt&cloth accessri,of cotton,oth wear,oth thn suit,pant&	859	1 978	26 921	78 723
6209301000	Babies&suits, pants & similar articlesof synthetic fibres	9	39	168	1 564
6209302000	Babies&t-shirts,shirts,pyjama, napkins& similar articles of synthetic	81	754	587	2 292
6209303000	Babies clothing access of syntheticfibres	78	723	2 292	12 235
6209900000	Babies garment&clothing accessries,of oth textiles materials	401	12 878	12 406	115 790
6210101000	Garmnt,made up of fabr of head 5602or 5603,protective works g	10	819	217	4 787
6210109000	Garmnt,made up of fabr of head 5602or 5603,oth thn protective	101	319	2 924	9 512
6210201000	Oth garmnt of subhead 620111-620119,protective works garment	0	6 130	0	47 502
6210209000	Oth garmnt of subhead 620111-620119,oth thn protective work g;	5 692	20 360	56 479	138 227
6210309000	Oth garmnt of subhead 620211-620219,oth thn protective work g;	590	1 620	19 288	35 967
6210400000	Oth male garmnt,made up of fabr ofhead 5602;5603;5903;5906;!	353	21 528	23 640	275 162
6210500000	Oth female garmnt,made up of fabr ofhead 5602;5603;5903;590!	3 404	10 528	57 527	174 952
6211110090	Men/boys&swimwear of oth than batik	632	4 495	21 456	145 445
6211120090	Women/girls&swimwear of oth than batik	106	405	3 317	15 313
6211320000	Men/boys&track suits of cotton	10 543	33 746	20 252	61 572
6211330000	Oth garments, mens/boys,of man-made fibres	7	318	138	12 820
6211390000	Oth garments, mens/boys,of oth textile materials	2	134	114	7 087
6211410000	Oth garments, women/girls&f woolor fine animal hair	4	4	935	935
6211420000	Oth garments, womens/girls,of cotton	2 304	3 259	45 148	81 115
6211431000	Women/girls&surgical gowns of man-made fibres	1	3	2	6
6211439000	Oth garmnt,males,of man-made fibres,oth than surgical gowns	2 746	30 872	82 182	273 575
6211490000	Oth garmnt,males,of oth textilesmaterials	193	726	12 737	43 330
6212101000	Brassieres of cotton	707	4 860	38 515	77 051
6212109000	Brassieres of oth textile materials	234 882	946 480	1 753 732	5 739 807
6212209000	Girdles & panty-girdles of oth textilematerials	1 111	9 830	40 710	195 007
6212309000	Corselettes of oth textile materials	119	2 800	1 705	68 029
6212901000	Suspenders, garters of cotton	1 249	2 356	20 417	44 867
6212909000	Suspenders, garters of oth textilematerials	74 812	189 822	1 692 404	4 093 595
6213200090	Handkerchiefs, of cottonoth than batik	6 010	35 220	9 590	91 903
6213900099	Handkerchiefs of oth textile materials,oth thn of silk&batik	10	15	392	467
6214100010	Shawls, scarves, mufflers, mantillas,veils&batik of silk/silk waste	23	23	3 572	3 572

I.3. IMPOR MENURUT KOMODITI / IMPORT BY HS COMMODITY
***** MARET/MARCH 2011 *****

H S	Uraian Komoditi Commodity Description	Berat Bersih / Net Weight (Kg)		Nilai / Value C.I.F (US\$)	
		Bulan ini	Kumulatif	Bulan ini	Kumulatif
		Current Month	Cum.Jan. to date	Current Month	Cum.Jan. to date
6214100090	Shawls, scarves, mufflers, mantillas, veils not batik of silk/silk waste	178	436	43 425	95 010
6214200000	Shawl,scarve,muffler,mantilla,veils &the like, of wool/fine animals	402	17 855	12 386	66 595
6214300090	Shawls, scarves, mufflers, mantillas,veils not batik of synthetic fibre	42 612	184 886	110 352	473 500
6214400090	Shawls, scarves, mufflers, mantillas,veils not batik of artificial fibre	744	1 926	47 448	102 140
6214900090	Shawls, scarves, mufflers, mantillas,veils not batik of oth textile ma	5 483	11 226	59 581	141 438
6215100010	Ties, bow ties & cravats batik of silkor silk waste	3	3	512	512
6215100090	Ties, bow ties & cravats not batik of silk/silk waste	377	1 101	42 887	95 299
6215200090	Ties, bow ties & cravats not batik of man-made fibres	871	4 290	9 203	82 035
6215900090	Ties, bow ties & cravats of oth textile materials, oth thn batik	4	25	230	1 356
6216001000	Protective work gloves, mittens & mitts	4 682	9 470	28 025	96 044
6216009100	Oth gloves, mittens of wool/fine animal hair	0	775	0	2 292
6216009200	Oth gloves, mittens of cotton, oth thn subheading 6216.00.10	13	62	537	2 132
6216009900	Oth gloves, mittens of oth textile materials	2 455	13 193	13 307	72 434
6217100000	Accessories of clothing access oth than of heading 62.12	78 386	219 094	2 059 995	7 356 296
6217900000	Parts of clothing access oth than of heading 62.12	63 259	174 957	1 459 919	3 353 132
6301100000	Electric blankets	131	269	5 927	15 690
6301200000	Blankets not electric and travelling rugs, of wool/fine animal hair	1	1	10	10
6301300000	Blankets not electric and travelling rugs, of cotton	29 367	134 667	31 992	197 949
6301400010	Blank (oth thn elctr blank) & travelling rug, of synthc fibr, of nonwov	2 034	2 356	3 174	9 614
6301400090	Blank (oth thn elctr blank) & travelling rug, of synthc fibr, oth nonwv	99 940	449 960	217 577	949 527
6301900090	Oth blankets & travelling rugs, oth thn nonwoven fabrics	83	353	2 536	3 968
6302100000	Bed linen, knitted/crocheted	371	11 021	5 797	86 087
6302210000	Bed linen, printed of cotton	13 296	24 594	129 320	285 493
6302229000	Bed linen, printed of man-made fibres of woven fabrics	22 699	32 168	73 061	283 768
6302290000	Bed linen, printed of oth textile materials	74	445	416	5 881
6302310000	Oth bed linen of cotton	41 185	109 487	174 416	339 827
6302321000	Oth bed linen of man-made fabrics of nonwoven fabrics	2	15 668	31	37 144
6302329000	Oth bed linen of man-made fabrics of woven fabrics	0	22 084	0	25 686
6302390000	Oth bed linen of oth textile materials	0	37	0	932
6302400000	Table linen, knitted/crocheted	668	1 189	2 687	4 139
6302510090	Oth table linen not batik of cotton	19	202	148	3 130
6302530090	Oth table linen, of man-made fibres oth than batik	0	1 262	0	2 849
6302590090	Oth table linen not batik of oth txtl materials	0	24	0	299
6302600010	Toilet, kitchen linen, of terry towelling/similar terry fabrics batik, of	16	61	338	1 432
6302600090	Toilet, kitchen linen, of terry towelling/similar terry, not batik, of co	88 098	700 275	141 043	1 288 714
6302910090	Oth bed linen not batik of cotton	111 427	338 619	362 044	946 794
6302930090	Oth linen, of man-made fibres, oth thn batik	61	2 569	1 431	31 736
6302990000	Oth linen, of oth textile materials	1 543	7 298	23 420	62 639
6303120000	Curtain, blinds, valances, knitted/crocheted of synthetic fibres	652	3 821	4 809	24 529
6303199000	Curtain, knitted/crocheted, of oth textile materials, oth thn cotton	6 325	82 996	35 948	519 540
6303910000	Curtain not knitted/crocheted of cotton	74	83	918	1 104
6303920000	Curtain not knitted/crocheted of synthetic fibres	21	14 581	1 337	114 932
6303990000	Curtain not knitted/crocheted of oth textile materials	302	2 786	1 307	10 677
6304191090	Oth furnshng artcl,bedsprd,of cotton,oth thn knitt/crochett,oth t	8 656	36 013	112 981	318 975
6304199010	Oth furnshng artcl,bedsprd,oth thn ctnnonwvknitt/crochett,bat	0	4	0	16
6304199090	Oth furnshng artcl,bedsprd,oth thn ctnnonwvknitt/crochett,oth	4	24	16	300
6304919000	Oth furnshng artcl,oth thn bedsprd,kntt/crocheted, oth thn mosqu	46	101	299	599
6304920000	Oth furnshng artcl,oth thn bedsprd,notknitt/crochet,of cotton	72	5 149	772	52 302
6304930000	Oth furnshng artcl,oth thn bedsprd,notknitt/crochet,of synthc fibr	1 673	10 459	3 652	78 449
6304990000	Oth furnshng artcl,oth thn bedsprd,notknitt/crochet,of oth txtl mt	0	157	0	1 054
6305101100	Sack&bag,oth bast fibr head 5303,new,of jute	595 352	1 162 004	660 073	1 276 110
6305101900	Sack&bag,oth bast fibr head 5303,new,oth thn jute	1 020	3 889	5 944	45 700
6305102100	Sack&bag,oth bast fibr head 5303,used,of jute	137 200	330 400	17 288	41 631
6305102900	Sack&bag,oth bast fibr head 5303,used,oth thn jute	4 924	5 409	8 621	12 119
6305200000	Sacks and bags, of cotton	2 110	8 175	34 998	126 526
6305321000	Flexible intermediate bulk containers of nonwovens	193	513	3 107	7 907
6305329000	Flexible intermediate bulk containers not knitted/crocheted	9 938	13 287	60 304	77 546
6305331000	Sack,bag of polyethylene/polypropylenestrip knitted/crocheted	0	29 920	0	85 800
6305332000	Sacks, bags of woven fabrics of strip or the like	7	8	25	80
6305339000	Sack,bag of polyethylene/polypropylenestrip not knitted/crochete	9 356	29 229	12 742	42 736
6305391000	Oth sacks, bags of nonwoven of polyethylene/polypropilene	72	416	20	2 143
6305392000	Oth sacks, bags of knitted/crocheted of polyethylene/polypropilen	0	72	0	1 495
6305399000	Oth sacks, bags of not knitted/crocheted of polyethylene/polypropi	1 716	2 357	36 841	42 677
6305909000	Oth sacks, bags	114	119	2 631	2 759
6306120000	Tarpaulins, awnings & sunblinds of synthetic fibres	465 699	2 226 746	459 925	2 286 419
6306199000	Tarpaulins, awnings & sunblinds of oth textile materials :	22 788	61 991	61 084	126 279
6306220000	Tents of synthetic fibres	2 437	85 539	12 758	334 543
6306299000	Tents of oth textile materials oth than cotton	1 116	2 011	8 572	25 713
6306409000	Pneumatic mattresses oth than cotton	0	23 929	0	55 494
6306999000	Oth camping goods of oth textile materials, wovens	4 119	4 122	34 734	34 773
6307101000	Floor-cloths,dish-cloths,dusters, cleaning cloths of nonwovens	5 940	24 945	29 700	103 914

I.3. IMPOR MENURUT KOMODITI / IMPORT BY HS COMMODITY
***** MARET/MARCH 2011 *****

HS	Uraian Komoditi Commodity Description	Berat Bersih / Net Weight (Kg)		Nilai / Value C.I.F (US\$)	
		Bulan ini	Kumulatif	Bulan ini	Kumulatif
		Current Month	Cum.Jan. to date	Current Month	Cum.Jan. to date
6307102000	Floor-cloths,dish-cloths,dusters, cleaning cloths of felts	12	305	111	3 256
6307109000	Floor-cloths,dish-cloths,dusters, cleaning cloths of not felts, wover	38 182	103 720	259 275	710 833
6307200000	Life-jackets and life-belts	5 304	7 523	8 416	201 689
6307903000	Umbrella covers in pre-cut triangularform	104	219	624	944
6307906000	Life harnesses	3 487	5 092	12 768	27 620
6307909000	Oth made up articles	54 837	285 257	984 605	5 310 520
6308000000	Sets consisting of woven fabric&yarn	16 481	19 321	103 576	117 798
6309000000	Worn clothing & oth worn articles.	41 796	157 378	157 850	511 727
6310101000	Used/new rags, sorted	0	1	0	1
6310109000	Scrap twine, cordage, rope and cables worn out articles of those, s	505 616	1 215 765	413 456	990 519
6310909000	Scrap twine, cordage, rope and cables worn out articles of those, u	2 407	6 203	24 362	49 238
6401100000	Waterproof footwear incorp. protectivemetal toe-cap with outer s	39 760	109 023	57 639	170 934
6401920000	Waterproof footwear, covering the anklebut not cover the knee,w	3 229	3 483	18 080	19 353
6401990000	Oth waterproof footwear with outer soleplastic by stitching, rivetin	636	16 072	4 268	8 832
6402190000	Sports footwear with outer soles,rubberor plastics	112 129	431 661	1 489 784	4 749 647
6402200000	Footwear with upper straps/thongs assembled to the sole by mea	1 202	3 444	16 465	47 125
6402911000	Oth footwear covering the ankle,diving boots	399	413	9 907	10 076
6402919000	Oth footwear covering the ankle,oth than diving boots	9 025	20 322	21 073	184 215
6402990000	Footwear not covering the ankle withouter soles, rubbers, plastics	2 440 394	5 533 054	4 724 550	12 116 373
6403191000	Sports footwear fitted with studs, bar& the like,foot ball,running,g	1 469	2 214	62 401	89 076
6403199000	Sports footwear not fitted with studs,bar & the like	21 927	68 162	466 066	1 362 467
6403200000	Footwear,outer soles of leather, uppersof leather straps accros,ins	73	631	2 741	34 745
6403400000	Footwear,incorp. a protective metal toecap base/platform of woo	130 780	394 354	1 258 633	3 898 212
6403510000	Oth footwear with outer sole of leathercovering the ankle	1 308	2 424	30 828	65 067
6403590000	Oth footwear with outer sole of leatheroth thn covering the ankle	20 712	48 254	83 879	237 399
6403910000	Oth footwear covering the ankle	1 922	11 171	58 741	170 313
6403990000	Oth footwear oth thn covering the ankle	40 096	170 694	1 094 975	3 551 755
6404111000	Footwear with outer sole f rubbr/plastcsprt footwr fitt w spik, clea	894	1 424	37 973	65 954
6404119000	Footwear with outer sole f rubbr/plastcsprt footwr fitt w/o spik, cl	40 174	124 239	568 409	1 539 294
6404190000	Sports footwear for oth purposessedwith outer incl. textile materials	101 576	333 560	1 045 578	2 640 726
6404200000	Footwear with outer soles of leather/composition leather	14 131	27 926	153 239	337 511
6405100000	Oth footwear, with uppers of leather/composition leather	134 726	140 036	216 544	630 716
6405200000	Oth footwear,with uppers of oth textilematerials	1 471	3 293	44 063	91 175
6405900000	Oth footwear	78 099	201 779	207 279	705 860
6406101000	Uppers & parts thereof, oth than stiffeners of metal	122 991	238 308	407 618	817 908
6406109000	Uppers & parts thereof, oth than stiffeners of oth than metal	191 291	561 168	2 836 471	8 246 141
6406200000	Parts of footwear with outer soles &heels, of rubber/plastics	1 038 629	2 410 966	6 949 443	14 551 334
6406910000	Parts of footwear of wood	99	734	1 896	5 133
6406991100	Oth part of footwear of oth materialsof iron/steel	163 319	366 325	1 310 964	2 897 959
6406991900	Oth part of footwear of oth materialsoth thn iron/steel, copper	50 607	98 037	312 979	739 847
6406992100	Oth part of footwear of oth materialsof rubber/plastic in-soles	62 953	176 158	339 226	1 050 525
6406992900	Oth part of footwear of oth materialsof rubber/plastic out-soles	186 803	465 741	2 347 694	5 306 296
6406999000	Oth parts of footwear	312 679	711 341	3 284 910	7 190 758
6501000000	Hat-forms,bodies,hood of felt,not blockshape, not brims, plateoux	36	312	526	4 692
6502000000	Hat-shapes, plaited,by assembling stripof any material, no block s	8 378	8 378	26 779	26 779
6504000000	Hats,oth headgear/plaited,by assemblingstrips of any material, tri	1 736	3 705	13 810	47 950
6505100000	Hat&oth headgear, knitt/crochet,hair-nets	2 053	13 365	26 291	163 857
6505900000	Hat&oth headgear, knitt/crochet,oth than hair-nets	18 473	58 589	329 479	785 244
6506101000	Protective helmets for motorcyclistswhether/not lined/trimmed	15 373	41 133	27 149	112 014
6506102000	Industrial safety helmets, oth thansteel helmets whether/not lined	13 983	48 742	122 175	393 670
6506103000	Steel helmets	1	1	12	12
6506109000	Oth safety headgear	14 087	49 149	141 294	635 210
6506910000	Oth headgear of rubber/of plastics	3 193	6 673	23 145	53 334
6506999000	Nonwoven oth than disposable headgearof oth materials	294	9 692	4 393	27 222
6507000000	Head-band,lining,cover,hat foundation,hat frame,peak&chinstrap,	19 866	70 858	174 812	601 671
6601100000	Garden/similar umbrellas	15 459	20 627	72 582	103 063
6601910000	Umbrellas having a telescopic shaft	7 699	90 347	35 887	204 590
6601990000	Umbrellas not having a telescopic shaft	299 778	2 161 381	527 470	3 417 158
6602000000	Walking-sticks, seat-sticks, whips,riding crops & the like.	1 678	19 311	5 037	57 645
6603200000	Umbrella frames, including framesmounted on shafts (sticks)	41 454	118 558	70 402	200 834
6603901000	Parts for articles of heading 66.01	7 802	52 541	18 479	73 238
6603902000	Parts for articles of heading 66.02	0	1	0	377
6701000000	Skin&oth part f bird w their feathr/down, feathr/down,feathr,part	1 385	9 359	40 868	54 317
6702100000	Artificial flower, foliage,fruit, partsof plastics	55 703	234 715	176 954	744 313
6702900000	Artificial flower, foliage,fruit, partsof oth materials	45 431	127 780	101 002	367 620
6703000000	Human hair, dressed, thinned,bleached,othwise worked for wigs/t	3 563	18 215	201 458	813 706
6704110000	Complete wigs of synthetic materials	214	1 337	19 472	49 649
6704190000	False beards, eyebrows,eyelashes,switches of synthetic materials	308	6 325	4 943	177 882
6704200000	Wigs, false beards, eyebrows,eyelashes,of human hair	550	560	6 159	7 802
6704900000	Wigs, false beards, eyebrows,eyelashes,of oth materials	10 063	19 401	169 155	305 006
6801000000	Setts, curbstones & flagstones, ofnatural stone (except slate)	240 000	527 003	34 800	81 501

I.3. IMPOR MENURUT KOMODITI / IMPORT BY HS COMMODITY
***** MARET/MARCH 2011 *****

H S	Uraian Komoditi Commodity Description	Berat Bersih / Net Weight (Kg)		Nilai / Value C.I.F (US\$)	
		Bulan ini	Kumulatif	Bulan ini	Kumulatif
		Current Month	Cum.Jan. to date	Current Month	Cum.Jan. to date
6802100000	Tiles, cubes, similar articles, square < 7 cm, art. colored, chipping & j	43 979	44 025	23 501	23 517
6802210000	Marble, travertine & alabaster, simply cut/sawn a flat/even surface	884 380	3 331 923	272 765	1 005 189
6802230010	Oth monumntl/buildng ston&artcl thereof, granite polished slabs	804 709	2 814 659	263 312	894 798
6802230090	Oth monumntl/buildng ston&artcl thereof, granite oth thn polisher	131 009	361 613	120 895	226 079
6802290000	Monumental/building stone, simply cut/sawn a flat/even surface	41 450	102 578	6 090	29 299
6802910000	Marble, travertine & alabaster, futherworked	678 892	2 551 664	183 315	689 214
6802930000	Granite further worked	430 295	2 391 076	164 520	824 769
6802990000	Monumental/building stone, furtherworked	44 436	127 998	25 763	55 898
6803000090	Slate(work&article/of agglomerat)oth thn slabs/roofing slates	21 504	215 967	12 664	86 504
6804100000	Millstones & grindstones for milling, grinding/pulping	598 607	1 766 950	1 588 641	4 050 117
6804210000	Millstones, grindstones, grinding of agglomerated synthetic/natura	237 305	519 615	798 092	2 818 809
6804220000	Oth millstone, grindstone, grinding wheel&the like of oth agglomer	422 101	1 439 966	2 138 234	4 999 461
6804230000	Oth millstone, grindstone, grinding wheel&the like of natural stone	233 348	564 411	267 754	755 372
6804300000	Hand sharpening/polishing stones	164 967	855 938	151 218	656 888
6805100000	Natural, art. abrasive powder, grain on a base of woven textile fabri	174 661	749 729	983 886	3 050 985
6805201000	Polishing discs on base of paper/paperboard only	22 636	69 523	86 442	306 036
6805209000	Oth natural abrasive on base of paper or paperboard only	282 761	811 593	884 265	1 747 785
6805300010	Abrasiv powder/grain, natural/artificial, base of oth materl, polishin	30 275	108 426	235 632	466 417
6805300090	Abrasiv powder/grain, natural/artificial, base of oth materl, oth thn	47 809	271 453	206 334	732 087
6806100000	Slag wool, rock wool & similar mineral wools, in bulk, sheets/rolls	1 429 484	2 983 719	1 407 127	3 922 171
6806200000	Exfoliated vermiculite, expanded clays, foamed slag, similar exp. mir	38 710	45 026	50 949	91 549
6806900000	Insulating, sound-insulating/sound-absorbing mineral materials	433 855	810 622	1 108 599	2 018 258
6807100000	Articles of asphalt/of similar material in rolls	411 514	1 582 744	288 813	1 058 854
6807900000	Oth articles asphalt/similar material	470 066	2 245 830	395 583	1 732 287
6808000000	Panels, boards, tiles, & similar art. of vegetable fibre, agg with cem	178 643	635 242	104 580	313 476
6809110000	Boards, sheets faced, reinforced with paper/board only	1 681 586	5 600 261	285 766	951 958
6809190000	Board, sheet not faced, reinforced with paper/board only	2 983 613	6 473 170	664 733	1 470 773
6809909000	Articles of plaster/of compositions based on plaster oth than dent	1 104	2 466	1 634	2 979
6810110000	Tile, flagstone, brick similar article building blocks & bricks	81 793	522 858	39 945	333 016
6810190000	Tile, flagstone, brick similar article oth thn building block & brick	12 307	75 795	162 704	486 216
6810910010	Prefabrcat structrl componnt for build/civil engineering concrete b	388 017	1 219 916	142 922	221 264
6810910090	Prefabrcat structrl componnt for build/civil engineer oth thn concr	5 719	6 899	8 396	11 156
6810990010	Cassions	0	21 302	0	29 091
6810990090	Oth prefabricated structural component	18 984	51 777	23 069	54 034
6811400000	Article of cemnt, cellulose fibr/the like containing asbestos	404	93 526	876	36 468
6811810000	Article of cemnt, cellulose fibr/the like not containing asbestos corru	13 191	21 128	18 780	22 440
6811820000	Article of cemnt, cellulose fibr/the like oth sheet, panel, tile & similar	1 603 525	3 999 997	425 051	1 260 122
6811830000	Article of cemnt, cellulose fibr/the like tubes, pipes and tubes/pipe f	2 614	33 026	7 806	1 078 182
6811890000	Oth article of cement, cellulose fiber/the like	13 752	17 545	194 107	228 768
6812801000	Cloth&accessori, paper, millboard&felt, fabricated crocidolite fibres	2 950	8 027	20 915	50 654
6812809000	Oth thn cloth&accessori, millboard&felt, paper, fabricated crocidolit	81 147	198 615	1 094 309	2 338 415
6812910000	Oth fabricat asbestos fibres; mix with asbestos, cloth&accessr, foot	7 135	8 391	4 119	12 519
6812920000	Oth fabricat asbestos fibres; mix with asbestos, paper, millboard&f	1 163	24 847	26 936	128 099
6812930000	Oth fabricat asbestos fibres; mix with asbestos, compres fbrs joint, i	49 601	116 016	52 112	161 818
6812991000	Oth fabricat asbestos fibres; mix with asbestos, cloth&accessori, pap	980	1 729	6 922	15 580
6812999000	Oth fabricat asbestos fibres; mix with asbestos, oth woven/knittec	196 535	302 081	269 113	507 860
6813200000	Friction material and articles thereof containing asbestos	3 213	100 203	76 129	534 358
6813810000	Friction material&article thereof not containing asbestos brake lini	110 070	277 277	1 578 404	4 171 314
6813890000	Friction material&article thereof not containing asbestos oth brake li	126 621	402 451	1 839 217	4 414 441
6814100010	Worked mica & articles of mica, agglomerated, sheets, strips, simply	21 572	61 478	92 925	202 567
6814100090	Oth worked mica & articles of mica, agglomerated, reconstituted	10 680	57 014	13 050	67 223
6814900010	Worked mica & articles of mica, in rolls& pieces, simply cut to shaj	228	2 075	2 836	22 781
6814900090	Oths worked mica & articles of mica	620	2 580	30 958	134 339
6815101000	Yarn/thread non-electrical articles graphite/carbon	9 313	19 133	338 775	526 182
6815102000	Bricks, paving slabs, floor tiles, etc non electrical articles graphite/c	1	115 051	1	64 066
6815109000	Oth non electrical articles graphite or carbon	20 664	45 847	227 199	465 769
6815200000	Articles of peat	2 869	2 869	2 625	2 625
6815910000	Articles of stone, contents magnesite, dolomite/chromite	210 015	212 471	175 740	180 268
6815990000	Oth articles of stone, oth thn content magnesite, dolomite/chromite	33 276	67 575	177 858	347 339
6901000000	Bricks, blocks, tiles & oth ceramic goods of siliceous fossil meals/of s	213	572	1 421	6 839
6902100000	Goods of siliceous cont by weight, singly/together mg, ca, cr > 50%	2 724 926	7 580 436	2 594 397	6 550 576
6902200000	Goods of siliceous cont by weight, singly/together alumina, silica > !	2 257 319	8 146 989	2 303 442	7 314 246
6902900000	Goods of siliceous cont by weight, of oth metals compound	1 351 010	6 847 759	1 492 259	6 138 117
6903100000	Oth refractory ceramic goods cont by weight, graphite/carbon > 50	12 717	47 005	64 273	239 262
6903200000	Oth refractory ceramic goods cont by weight, alumina/silica > 50%	125 138	313 579	377 214	752 334
6903900000	Oth refractory ceramic goods cont by weight, oth metal compound	172 847	834 329	1 119 724	3 469 111
6904100000	Ceramics building bricks	1	523	49	2 782
6904900000	Flooring blocks, support/filler tiles& the like	378	3 586	9 725	87 358
6905100000	Roofing tiles of ceramic	43 969	119 945	33 096	77 589
6905909000	Chimney-pots, cowls, chimney liners, architectural ornaments & otl	0	17	0	785
6906000000	Ceramic pipes, conduits, guttering, pipe fittings.	1	252	240	6 007

I.3. IMPOR MENURUT KOMODITI / IMPORT BY HS COMMODITY
***** MARET/MARCH 2011 *****

HS	Uraian Komoditi Commodity Description	Berat Bersih / Net Weight (Kg)		Nilai / Value C.I.F (US\$)	
		Bulan ini	Kumulatif	Bulan ini	Kumulatif
		Current Month	Cum.Jan. to date	Current Month	Cum.Jan. to date
6907900000	Oth thn tile,cube&similar article,whether/not rectangular,circle<7	11 182 496	51 476 852	3 242 468	15 380 552
6908100000	Oth thn tile,cube&similar article,whether/not rectangular,circle>=	15 800	15 800	12 141	12 141
6908901000	Oth thn tile,cube&similar articl,whethr/not rectangular,circle>=7c	0	144 879	0	58 250
6908909000	Oth tiles	2 886 413	10 588 333	848 445	3 435 207
6909110000	Ceramic wares for laboratory, chemicalor oth technical of porcelai	253 541	583 913	412 346	951 135
6909120000	Ceramic wares having a hardness >= 9the mohs scale	540 165	1 260 533	649 222	1 464 760
6909190000	Oth ceramic wares for laboratory,chemical/oth technical uses	93 725	238 435	469 976	1 185 835
6909900000	Ceramic trough,tub,used in agricultureceramic pots, jars for packir	15 458	26 364	65 843	102 711
6910100000	Ceramic sinks, wash basins, wash basinof porcelain/china	245 802	1 599 933	201 915	1 311 714
6910900000	Ceramic sinks, wash basins, wash basinof oth than porcelain/china	133 875	389 568	233 993	603 395
6911100000	Tableware & kitchenware of porcelain/china	991 444	4 962 534	606 912	2 351 880
6911900000	Oth household, toilet articles ofporcelain/china	194	64 603	4 982	55 295
6912000000	Tableware & kitchenware, oth householdtoilet art, oth than porce	10 403	136 225	42 334	198 630
6913100000	Statuettes & oth ornamental ceramic art.of porcelain/china	65 224	191 128	50 172	141 670
6913900000	Statuettes & oth ornamental ceramic art.of oth than porcelain/chi	9 286	46 968	8 967	68 800
6914100000	Oth ceramic articles of porcelain/china	22 902	99 772	48 192	176 635
6914900000	Oth ceramic articles of oth thanporcelain/china	3 040	27 429	182 328	344 280
7001000000	Cullet & oth waste & scrap of glass;glass in the mass.	9 943 230	14 267 460	754 205	1 084 899
7002100000	Glass in balls	0	10 834	0	40 201
7002200000	Glass in rods	22 592	197 982	72 601	309 787
7002311000	Fused quartz/oth fused silica forvacuum tubes	97	475	1 338	13 042
7002319010	Fused quartz/oth fused silica forenamel glass	76 630	76 798	25 958	26 272
7002319090	Glass in ball,tube of fused quartz/othfuse silica,oth thn boro silict g	2 542	223 136	389 690	821 438
7002329010	Glass having a linear coefficient 0-300celcius for venamel glass	383 977	1 452 044	761 844	2 805 231
7002329090	Glass having a linear coefficient 0-300celc oth thn vacum/boro silic	34 704	66 805	60 736	107 053
7002391000	Oth transparent neutral glass forvacuum tubes	62	991	34	6 871
7002399010	Oth transparent neutral glass for enamelglass	843	1 165	528	10 887
7002399090	Oth glass having linear coeff. 0-300coth thn vacum&boro silict gla	34 808	44 068	147 742	178 449
7003121000	Optical colored glass, not opticallyworked	0	16 434	0	169 542
7003122000	Non wired sheets,in squares/rectangularshape incl.1,2,3,4 corners	1 144	213 948	263 255	867 886
7003129000	Oth non-wired sheets colored glass	361	361	258	258
7003199000	Oth non-wired sheets not colored glassor profiles	28 529	430 154	313 971	1 004 662
7003200000	Cast glass and rolled glass,wired sheets	1	112	73	998
7004201000	Optical drawn,blown glass,not opticallyworked opacified, flashed,	0	14	0	430
7004209000	Optical drawn, blown glass, opticallyworked,flashed,opacified, abs	0	923	0	32 599
7004909000	Oth optical drawn,blown glass,opticallyworked,flashed,opacified, i	250 703	349 704	87 614	128 060
7005109000	Float glass in sheet, optically workedflashed, opacified, absorbent	66	38 950	216	34 942
7005211000	Oth non-wired glass, colored, opacifiedoptical glass, not optically v	73 691	75 276	77 305	84 968
7005219000	Oth non-wired glass, colored, opticallyworked, flashed, opacified	0	1 144 878	0	501 372
7005291000	Oth non-wired glass, not colored, notoptically worked	202 281	289 781	83 849	123 016
7005299000	Oth non-wired glass, not colored,optically worked	186 494	578 848	130 022	442 583
7006001000	Optical glass, not optically workedfor glass of heading 70,03,70.04	0	13 405	0	7 850
7006009000	Optical glass, optically worked forglass of heading 70,03,70.04,70.0	298 932	753 353	315 242	981 422
7007111000	Toughened (tempered) safety glasssuitable for vehicles of chapter	118 288	328 593	599 840	1 570 643
7007113000	Toughened (tempered) safety glass suitable for railway/tramway, i	0	212	0	3 183
7007191000	Toughened (tempered) safety glass suitable for earth moving mact	68	506	877	12 009
7007199000	Toughened (tempered) safety glass suitable for oth machinery	10 207	225 493	15 482	258 716
7007211000	Laminated safety glass suitable forvehicles of chapter 87	40 456	120 574	161 011	472 651
7007212000	Laminated safety glass suitable foraircraft/spacecraft of chapter 8	100	101	2 425	2 789
7007291000	Laminated safety glass suitable forearth moving machinery	72	101	2 111	2 831
7007299000	Laminated safety glass suitable foroth machinery	42 056	68 982	50 902	174 900
7008000000	Multiple-walled insulating units ofglass.	91 506	389 775	121 861	541 171
7009100000	Rear-view mirrors for vehicles	180 811	614 949	1 581 698	3 957 474
7009910000	Glass mirros, unframed	399 900	1 175 530	628 943	2 029 078
7009920000	Glass mirros, framed	86 382	239 558	183 794	736 575
7010100000	Ampoules of glass	20 167	97 204	210 635	840 591
7010200000	Stoppers, lids & oth closures of glass	15 287	33 200	59 700	189 915
7010901000	Carboys, demijohns & bottles for injectables of a capacity > 1 ltr, o	4 590	5 777	8 033	11 596
7010902000	Bottles & vials for antibiotics, serums& oth injectables of capacity	318 545	656 284	418 865	702 022
7010903000	Oth bottles for intravenous fluids ofglass	45 509	146 267	96 980	248 232
7010909000	Flask, jars, pots, phials, oth containerof glass	8 464 559	18 089 731	4 378 302	10 837 018
7011101000	Stem for electric lighting	10 487	19 196	21 048	113 724
7011109000	Glass envelops for electric lightingoth than stem	505 275	1 573 970	546 036	1 713 410
7011201000	Television tubes, cathode-ray tubes	5 714 530	17 468 228	4 454 116	13 710 067
7011209000	Cathode-ray tubes, oth than television	8 602	8 620	38 708	40 467
7011900000	Oth glass envelopes, bulbs,tubes,open& glass parts thrf, without fi	848	1 574	24 443	48 090
7013100000	Glassware of a kind used for table,kitchen, toilet, office of glass-ce	140 827	300 405	169 938	577 622
7013220000	Stemware drinking glasses, of leadcrystal	1	1	78	78
7013280000	Stemware drinking glasses, neitherglass-ceramics nor lead crystal	72 498	281 320	161 840	485 081
7013370000	Other drinking glasses, neitherglass-ceramics nor lead crystal	184 219	530 360	357 225	977 314
7013410000	Glassware for table (not drinking glass)kitchen purposes, of lead cr	2	2 415	46	5 154

I.3. IMPOR MENURUT KOMODITI / IMPORT BY HS COMMODITY
***** MARET/MARCH 2011 *****

HS	Uraian Komoditi Commodity Description	Berat Bersih / Net Weight (Kg)		Nilai / Value C.I.F (US\$)	
		Bulan ini	Kumulatif	Bulan ini	Kumulatif
		Current Month	Cum.Jan. to date	Current Month	Cum.Jan. to date
7013420000	Glassware for table (not drinking glass)ktchn,linear coef<5x10-6/K	0	79 322	0	78 587
7013490000	Oth glassware for table(not drink glass)kitchen purposes, not cerai	166 000	492 479	302 006	948 483
7013910000	Other glassware of lead crystal	0	2 625	0	5 161
7013990000	Other glassware	471 219	1 530 073	667 997	2 121 181
7014001000	Signalling glassware & optical elementfor motor vehicles	134	9 964	2 237	34 822
7014009010	Lighthouse lamp,ship/locomotive/railwaylntern, aircraft, beacon:	4 876	5 437	7 995	88 616
7014009090	Other signalling glassware & opticalements of glass, not optically	1 460	20 456	36 409	104 142
7015100000	Glasses for corrective spectacles	29 296	68 936	652 128	1 227 536
7015901000	Clock or watch glasses	0	413 230	0	108 244
7015909000	Glasses for non-corrective spectacles;hollow glass spheres & their	415	1 833	15 318	49 873
7016100000	Glass cubes & oth glass smallwares,for mosaics or decorative purp	45 778	163 886	86 134	191 188
7016900000	Oth articles of moulded glass; leaddlights; multicellular & smlr foi	1 455 502	4 092 698	821 017	2 172 880
7017101000	Quartz reactor tubes and holders,for production of semiconductor	6 016	8 637	21 240	36 323
7017109000	Other laboratory or pharmaceuticalof fused quartz or oth fused sil	7 436	29 905	130 798	494 570
7017200000	Laboratry, hygienic/pharmaceutical withcoef< 5x10-6/kelvin, 0 - 3i	2 879	15 441	20 519	162 973
7017900000	Laboratory, hygienic/pharmaceuticalglassware, fused quartz/oth f	10 176	27 011	116 047	316 246
7018100000	Glass beads, imitation pearls,imitation precious & glass smallware:	94 894	804 952	321 919	1 528 146
7018200000	Glass microspheres <=1mm in diameter	75 995	100 562	30 218	46 643
7018900000	Glass eyes, not prsthtc artcls, ornamtof lamp-worked glass,not in	18 746	220 235	53 429	502 992
7019110000	Chopped strands,of a length <= 50 mm	113 871	402 200	260 702	833 470
7019120000	Rovings of glass fibres	342 054	1 718 321	286 277	1 372 488
7019191000	Yarn of glass fibres	45 151	95 141	40 888	149 799
7019199000	Sliver & chopped strand of glass fibers	57 794	263 333	207 212	1 108 753
7019310000	Mats of glass fibres	611 977	1 991 869	831 392	2 702 395
7019320000	Thin sheets (voiles) of glass fibres	8 858	27 464	46 704	156 847
7019391000	Asphalt/coal-tar impregnatd glass-fibreouterwrap for pipelines	26 564	96 653	63 549	166 210
7019399000	Mattresses,boards and similarnonwoven products of glass fibres	581 079	1 172 556	793 211	2 001 760
7019400000	Woven fabrics of glass fibres rovings	133 277	520 155	156 208	654 863
7019510000	Oth woven fabric,of a width <= 30 cm	269	17 675	6 999	117 287
7019520000	Oth woven fabric,of a width > 30 cmplain weave, of single yarn	234	13 408	2 932	36 320
7019590000	Oth woven fabric,of a width > 30 cm	20 718	47 982	59 553	176 715
7019903000	Escape chutes of glass fibres	0	6	0	256
7019909000	Other articles of glass fibres	583 393	1 413 347	720 295	1 738 818
7020001100	Glass moulds for the manufacture ofacrylic goods	12 205	13 594	31 639	57 783
7020001900	Glass moulds for other purposes	3 959	12 805	65 509	193 224
7020002000	Quartz reactor tubes & holders designedfor production of semicor	342	342	1 183	1 183
7020009000	Other articles of glass.	464 228	1 145 734	903 516	2 236 888
7101220000	Cultured pearls, worked	0	13	0	892
7103910000	Rubies, sapphires & emeralds, worked	0	200	0	175 836
7103990000	Other precious stones, worked	0	3	0	279
7104101000	Piezo-electric quartz, unworked	0	1	0	560
7104102000	Piezo-electric quartz, worked	2 354	3 512	55 202	82 193
7104900000	Other synthetic precious stones,worked	379	14 627	16 450	33 629
7105100000	Dust and powder of diamonds	21	225	408	9 598
7105900000	Dust & powder of other natural orsynthetic precious/semi preciou	45	112	1 371	2 446
7106100000	Silver powder	1 625	3 604	17 022	40 586
7106910000	Silver, unwrought	2 510	11 807	1 419 571	4 677 775
7106920000	Silver, semi-manufactured	783	6 039	380 079	1 319 171
7107000000	Base metals clad with silver,notfurther worked than semi-manuf	44	166	26 527	130 418
7108121000	Gold in lumps, ingots or cast bars	101	232	2 520 864	6 793 242
7108129000	Gold in other unwrought forms :	494	1 335	2 220 179	4 909 095
7108130000	Gold,non monetary,oth semi-manufacturedform	290	734	467 216	1 620 547
7109000000	Base metals/silver,clad with gold notfurther worked than semi-ma	0	10	0	156 061
7110111000	Platinum, in lumps, ingots, cast bars,powder or sponge	16	46	57	79
7110190000	Platinum, wrought	28	49	2 895	14 001
7110212000	Palladum in lumps, ingots, cast bars,powder or sponge	4	19	232	2 007
7110219000	Palladum, unwrouht, in other form	42	221	1 175	2 342
7110319000	Rhodium, unwrouht, in other form	0	5	0	234
7110411000	Iridium, osmium & ruthenium in lumpingots,cast bars,powder or	0	86	0	6 656
7110419000	Iridium, osmium and ruthenium, inother forms, unwrought	352	4 107	5 223	27 315
7110490000	Iridium, osmium & ruthenium, wrought	0	26	0	1 592
7111009000	Base metals, clad with platinumsemi-manufactured	63	63	1 634	1 634
7112999000	Waste & scrap of oth precious metal	0	153	0	3 156
7113111000	Parts of jewellery of silver	169	854	601 797	2 005 123
7113119000	Jewellery of silver	113	567	50 620	103 144
7113191000	Parts of jewellery of other preciousmetal	25	652	114	1 757
7113199000	Jewellery of other precious metal	670	4 982	8 285	48 065
7113209000	Jewellery of base metal, clad withprecious metal	21 085	55 471	19 480	46 937
7114110000	Articles of silversmiths wares ofsilver, whether or not plated or cla	0	72	0	420
7114200000	Articles of goldsmiths wares ofbase metals, clad with precious met	1	105	4	806
7115100000	Catalysts of platinum, in the formof wire cloth or grill	322	414	17 683	21 305

I.3. IMPOR MENURUT KOMODITI / IMPORT BY HS COMMODITY
***** MARET/MARCH 2011 *****

HS	Uraian Komoditi Commodity Description	Berat Bersih / Net Weight (Kg)		Nilai / Value C.I.F (US\$)	
		Bulan ini	Kumulatif	Bulan ini	Kumulatif
		Current Month	Cum.Jan. to date	Current Month	Cum.Jan. to date
7115901000	Other articles of golds or silver	18 371	81 076	1 435 913	4 901 573
7115902000	Other articles of metal clad with gold or silver	4	5	36 398	53 147
7115909000	Oth articles of precious metal/of metalclad with precious metal	17	23	2 670	4 530
7116200000	Articles of precious/semi-precious stones(natural/synthetic/recons	8	17	1 677	32 986
7117111000	Parts cuff-links and studs, of basemetal, whether or not plated	56	1 032	1 656	49 512
7117119000	Cuff-links and studs of base metalwhether/not plated with preciou	1 977	30 869	30 525	59 976
7117191000	Bangles of base metal, whether or notplated with precious metal	4 561	21 072	8 400	62 352
7117192000	Parts of oth imitation jewelleryof base metal, whether or not plate	651	2 653	17 983	66 503
7117199000	Other imitation jewellery of base metalwhether or not plated	288 849	846 489	1 053 674	2 731 387
7117901000	Bangles	2 508	4 737	10 153	26 580
7117902000	Other imitation jewellery	130 601	475 530	1 015 245	2 213 752
7117909000	Parts of imitation jewellery	995	9 955	26 695	74 970
7118109000	Oth coin (not gold coin), not beinglegal tender	95	137 804	2 328	577 162
7118909000	Oth coin (oth than gold/silver coin)	2	4	2 457	3 053
7201100000	Non-alloy pig iron cont. by weight0.5% or less of phosphorus	434 500	1 935 618	282 690	1 411 627
7201200000	Non-alloy pig iron cont. by weightmore than 0.5% of phosphorus	0	29	0	157
7201500000	Alloy pig iron; spiegeleisen	16	143	192	4 783
7202110000	Ferro-manganese, cont. by weight morethan 2% of carbon	825 000	1 389 366	1 166 470	2 002 427
7202190000	Ferro-manganese, cont. by weight <=than 2% of carbon	40 001	1 464 853	134 964	1 753 967
7202210000	Ferro-silicon, cont. by weight morethan 55% of silicon	1 034 269	2 784 280	1 738 115	4 834 538
7202290000	Ferro-silicon, cont. by weight <=than 55% of silicon	391 677	832 000	944 443	2 247 071
7202300000	Ferro-silico-manganese	948 749	3 946 071	1 260 069	4 782 619
7202410000	Ferro-chromium, cont. by weight morethan 4% of carbon	240 568	373 740	477 260	754 258
7202490000	Ferro-chromium, cont. by weight <=than 4% of carbon	8 280	10 736	54 535	73 527
7202600000	Ferro-nickel	0	3 022	0	27 217
7202700000	Ferro-molybdenum	50 737	113 914	696 939	2 160 065
7202910000	Ferro-titanium and ferro-silico-titanium	10 000	15 000	41 997	71 142
7202920000	Ferro-vanadium	8 087	12 337	124 268	246 443
7202930000	Ferro-niobium	6 064	9 970	83 243	114 498
7202990000	Other ferro-alloys	328 614	881 971	977 265	2 418 026
7203100000	Ferrous products obtained by directreduction of iron ore	3 217 749	32 583 309	1 550 927	12 445 069
7203900000	Other ferrous products	521	1 242	418	6 409
7204100000	Waste and scrap of cast iron	2 364 571	4 852 651	1 054 007	2 166 517
7204210000	Waste and scrap of stainless steel	71 301	71 426	86 397	101 015
7204290000	Waste and scrap of oth alloy steel	17 942 936	42 959 917	8 824 729	20 321 312
7204300000	Waste & scrap of tinned iron or steel	3 389 161	6 254 659	1 608 724	2 996 747
7204410000	Turnings,shavings,chips,milling waste,sawdust,filings,trimmings &	338 558	342 558	155 106	157 506
7204490000	Other ferrous waste and scrap :	133 969 137	350 082 260	57 964 514	139 309 411
7204500000	Remelting scrap ingots	1 304	2 412	4 576	15 631
7205100000	Granules of pig iron, spiegeleison,iron or steel	825 172	1 886 174	957 004	2 122 615
7205210000	Powder of alloy steel	564 299	743 293	610 938	997 067
7205290000	Powder of pig iron, spiegeleison,iron or steel (oth than alloy steel)	227 405	550 972	432 428	1 075 179
7206101000	Iron and non-alloy in ingotscontaining by weight > 0.6% of carbon	1 778 450	6 505 979	1 580 206	5 143 401
7206109000	Iron and non-alloy in ingotscontaining by weight <= 0.6% of carbor	1 137 659	3 241 209	704 247	1 995 214
7206900000	Iron and non-alloy in primaryform other than ingots	63 320	138 347	104 156	341 133
7207110000	Semi-finished iron/non-alloycont. < 0,25% carbon ,rectnglr,square	24 081 909	63 019 875	14 760 825	37 325 887
7207121000	Slabs of iron/non alloy, cont.< 0,25%of carbon, other than square	261 380 070	416 236 604	162 820 180	253 863 325
7207129000	Oth semi-finished iron/non-alloycont.< 0,25% carbon ,rectnglr,not	771 174	2 237 380	862 344	2 025 314
7207190000	Oth semi-finished iron/non-alloycont.< 0,25% of carbon	2 367 576	5 528 831	5 341 526	11 811 158
7207201100	Slabs of iron/non alloy,cont.by weight> 0.6% of carbon	1 200 272	1 200 278	1 202 025	1 202 477
7207201900	Oth semi-finished iron/non-alloycont. by weight > 0,6% of carbon	1 002 474	1 003 498	993 289	1 001 325
7207209100	Slabs of iron/non alloy,cont.by weight0,25% <= carbon <= 0.6%	185 412	400 129	214 108	515 589
7207209900	Oth semi-finished iron/non-alloycont.by weight 0,25% <= carbon <	84 249	903 636	183 205	1 083 342
7208100000	Flat-rolled iron/nas,HRC,reliefwidth > 600 mm	1 241 105	8 977 637	969 755	6 631 253
7208251000	Flat-rolled iron/nas,HRC,pickled,width>600 mm, thick >= 4.75 mm	0	3 096	0	17 434
7208259000	Flat-rolled iron/nas,HRC,pickled,width>600 mm.thick>= 4.75 mm,r	3 270 980	8 720 404	2 785 916	7 235 322
7208260000	Flat-rolled iron/nas,HRC,pickled,width>600,thick > 3 mm or but th	11 357 484	30 072 010	9 645 123	25 285 529
7208270000	Flat-rolled iron/nas,HRC,pickled,width>600mm, of a thickness of le	20 999 126	54 255 323	18 389 314	46 692 334
7208360000	Flat-rolled iron/nas, HRC,width >600 mm, thick >10 mm	1 720 888	5 018 325	1 286 788	3 484 274
7208370000	flat-rolled iron/nas, HRC,width >600 mm, of a 4,75< thick< 10mm	6 313 627	16 460 605	5 055 884	12 512 188
7208380000	flat-rolled iron/nas, HRC,width >600 mm, of a 3< thick< 4,75 mm	9 329 225	32 971 116	6 436 342	22 633 613
7208390000	Flat-rolled iron/nas, HRC,width >600 mm, thick< 3 mm	59 778 286	156 288 040	36 705 332	100 859 516
7208400000	Flat-rolled iron/nas, HRN,relief	1 332 740	4 535 595	1 032 317	3 486 340
7208510000	Flat-rolled iron/nas, HRN,width>600 mm, of a thickness > 10 mm	18 036 473	39 188 061	18 050 208	39 452 473
7208520000	Flat-rolled iron/nas, HRN,width>600 mm, 4,75 < thickness < 10 m	3 578 304	11 882 483	3 565 953	11 840 086
7208530000	Flat-rolled iron/nas, HRN,width>600 mm, 3 < thickness < 4,75 mm	28 627	86 193	31 200	97 424
7208540000	Flat-rolled iron/nas, HRN,width>600 mm, thickness < 3 mm	157 879	3 384 227	139 467	3 051 946
7208900000	Other Flat-rolled iron/nas	4 834 773	10 612 675	3 766 842	8 512 573
7209150000	Flat-rol in coils, cold-rolledwidth > 600 mm, thickness >3 mm	793 644	2 172 616	748 568	2 006 301
7209160010	Flat-crc, pickled or not, 1<thick<3mm,600 < width < 1250 mm	10 559 437	38 933 351	9 313 769	32 592 249
7209160090	Flat-crc, pickled or not, 1<thick<3mm,width > 1250 mm	2 077 365	7 504 725	2 011 264	7 355 404

I.3. IMPOR MENURUT KOMODITI / IMPORT BY HS COMMODITY
***** MARET/MARCH 2011 *****

H S	Uraian Komoditi Commodity Description	Berat Bersih / Net Weight (Kg)		Nilai / Value C.I.F (US\$)	
		Bulan ini	Kumulatif	Bulan ini	Kumulatif
		Current Month	Cum.Jan. to date	Current Month	Cum.Jan. to date
7209170010	Flat-crc, pickled or not, 0.5<thick<1mm,600 < width < 1250 mm	21 610 078	77 308 379	18 053 754	62 678 984
7209170090	Flat-crc, 0.5<thickness<1mmwidth > 1250 mm	8 608 646	26 695 860	8 075 295	24 548 270
7209181000	Tin-mill blackplate (tmbp), crcof a thickness < 0.5 mm	17 183 066	37 291 029	17 086 870	34 799 153
7209189000	Flat-crc, 0,17< thickness< 0,5 mmcontaining by weight<= 0.6% of c	21 555 311	100 922 808	16 565 824	76 919 202
7209250000	Flat of iron/non-alloy, not in coilcold rolled, of a thickness >= 3 mn	5 616 330	15 742 923	5 219 205	14 779 223
7209260010	Flat of iron/non-alloy, not coil,coldrolled,1mm<thickness<3mm,wi	0	2 619	0	5 752
7209260090	Flat of iron/non-alloy, not coil,coldrolled,1 mm<thickness<3mm,w	1 167 639	1 204 785	1 755 993	1 819 533
7209270010	Flat of iron/non-alloy,not coil,coldrolled,0.5mm=<thickness<1mm,v	2 487	14 944	8 116	56 452
7209270090	Oth flat of iron/non-alloy,not incoil,cold rolled,0.5mm =< thicknes:	2 660	33 041	2 325	155 271
7209901000	Flat of iron/non-alloy, cold-rolled,corrugated form	7	26 025	125	56 253
7209909000	Flat of iron/non-alloy, cold-rolled,other than corrugated form	86 731	1 033 530	21 948	161 565
7210111000	Flat-rolled of iron/nas,carbon>=0.6%plated or coated with tin,thicl	300 637	383 085	372 913	672 062
7210119000	Flat-rolled of iron/nas,carbon< 0.6%plated or coated with tin,thick	81 032	461 753	245 432	1 169 256
7210121000	Flat-rolled of iron/nas,carbon>=0.6%plated or coated with tin,thicl	1 535 898	5 121 053	1 930 755	6 587 340
7210129000	Flat-rolled of iron/nas,carbon< 0.6%plated or coated with tin,thick	8 761 651	20 327 993	10 016 362	23 483 228
7210201000	Flat-rolled of iron/nas,carbon>=0.6%plated or coated with lead, th	1 687 626	2 564 878	2 636 220	4 010 823
7210209000	Flat-rolled of iron/nas,carbon>=0.6%plated or coated with lead, th	1 688	2 851	3 566	7 234
7210301000	Flat-rolled of iron/nas,carbon < 0.6%plated or coated with lead, th	6 624 121	17 325 872	6 581 769	16 377 703
7210309000	Flat-rolled of iron/nas,carbon < 0.6%plated or coated with lead, th	3 828 317	8 498 877	3 658 130	8 280 710
7210419000	Flat-rollof iron/nas,othwise plated zinc,carbon< 0.6% ,corrugated,t	0	214	0	5 073
7210491000	Flat-rolled of iron/non-alloy, othwiseplated zinc,not corrugated,th	2 978 223	6 840 570	3 126 089	6 981 928
7210492000	Flat-rollof iron/nas,othwise plated zinccarbon< 0.6% ,n-coruugatec	8 696 952	23 380 669	8 461 729	23 109 675
7210499000	Flat-rolled of iron/non-alloy, othwiseplated zinc,not corrugated,th	1 740 739	5 192 877	1 730 364	5 056 782
7210500000	Flat-rolled iron/non-alloyplated with cromium & or chromium oxic	1 577 098	4 847 484	1 850 756	5 782 483
7210611000	Flat-rolled iron/non-alloyplated with alumnm-zinc,thickness<=1.2r	18 335 462	46 838 112	17 922 210	44 216 633
7210619000	Flat-rolled iron/non-alloyplated with alumnm-zinc,thickness >1.2r	66 287	2 511 800	100 297	2 198 621
7210691000	Flat-rolled iron/non-alloyplated with oth alumnm,thickness<=1.2r	1 397 861	3 544 707	1 587 465	4 110 893
7210699000	Flat-rolled iron/non-alloyplated with oth alumnm,thickness >1.2m	287 032	539 305	456 281	799 821
7210701000	Flat-rollof iron/nas,painted, varnished,coated plastics,carbon<0.6%	6 117 979	20 663 544	7 910 818	25 074 950
7210709000	Flat-rollof iron/nas,painted, varnished,coated plastics,carbon<0.6%	88 694	295 733	129 718	456 236
7210901000	Flat-rollof iron/nas,plated,coated othmetal,carbon<0.6%,thick<=1,	13 798	82 978	54 950	235 744
7210909000	Flat-rollof iron/nas,plated,coated othmetal,carbon<0.6%,thick>1,5	8 524	872 893	25 212	2 095 956
7211131000	Hoop,strip iron/not alloy, HR, not clad150 mm<width<600mm,thic	2	2	52	52
7211139000	Rolled on 4 faces/in closed box,HR, notclad, oth shape,thick<=4mr	55 792	126 553	275 883	475 145
7211141000	Hoop&strip iron/not alloy, HR, not cladcarbon<=0,6%,thick>=4,75i	39 496	116 664	53 833	156 541
7211149000	Oth flat-rolled iron/not alloy,not cladhr, carbon <=0,6%,thick>=4,7	225 453	460 575	445 391	1 000 340
7211191000	Hoop&strip iron/not alloy, HR, not cladcarbon<=0,6%,thick<4,75m	128 852	256 191	173 049	316 943
7211192000	Flat-rolled iron/not alloy, HR,not cladcorrugated, carbon<= 0,6%,tl	47 928	505 822	42 658	459 342
7211199000	Oth flat-rolled iron/not alloy,not cladhr, carbon <=0,6%, 0.17<thicl	529 134	887 689	458 208	800 131
7211232000	Hoop&strip iron/not alloy,CR, not cladcarbon<=0,25%, width < 40(440 167	1 221 772	640 478	1 832 389
7211239090	Oth flat-rolled iron/not alloy,not cladcr, carbon < 0,25%, thick >= 4	15 157	66 499	11 961	71 043
7211291000	Flat-rolled iron/not alloy,CR,not cladcorrugated, carbon >= 0,25%	16 452	27 110	17 813	29 061
7211292000	Hoop&strip iron/not alloy,CR, not cladcarbon >= 0,25%, width < 4(232 215	868 906	367 210	1 420 518
7211299000	Oth Hoop&strip iron/not alloy,not cladcr, carbon >= 0,25%, width	67 635	92 513	135 705	193 326
7211901000	Oth Hoop&strip iron/not alloy,not cladwidth < 400mm	58 893	77 159	53 801	73 205
7211903000	Oth flat-rolled iron/not alloy,not cladthickness <= 0.17 mm	0	3	0	22
7211909000	Oth flat-rolled iron/not alloy,not cladthickness > 0.17 mm	570 154	1 157 907	694 530	1 716 390
7212101000	Hoop,strip iron/not alloy, coated tin,width < 400mm	7 619	13 473	15 790	25 750
7212109000	Flat-rolled iron/not alloy, coated tin,400 mm <= width < 600mm	278 255	556 655	339 054	759 637
7212201000	Hoop,strip iron/not alloy, width<400mm,elect coated with zinc	490 903	645 619	541 366	727 526
7212202000	Flat-rolled iron/not alloy,width<600mm,carbon<0.6%,thick<=1,5m	169 676	232 906	144 303	207 258
7212209000	Flat-rolled iron/not alloy, other shapeelect coated with zinc	672 050	1 484 554	1 106 201	2 219 811
7212301000	Hoop,strip iron/not alloy, coated zinc,width < 400mm non-elect cc	128 321	128 469	134 531	135 045
7212309000	Flat-rolled iron/not alloy, other shape,non-elect coated with zinc	0	11 341	0	13 131
7212401000	Hoop,strip iron/not alloy, coated zinc,width < 400mm, coated wit	398 700	1 089 582	693 003	1 968 689
7212402000	Flat-rolled iron/not alloy, carbon<0.6%,thick > 1.5 mm, coated wit	20 906	103 354	20 697	110 687
7212409000	Flat-rolled iron/not alloy, other shape,painted, varnished/coated v	2 426 768	6 294 323	4 151 559	10 696 728
7212501010	Hoop,strip iron/not alloy, width<400 mm,coated with aluminium-z	28 158	77 024	91 859	309 333
7212501020	Hoop,strip iron/not alloy, width<400 mm,coated with chromium	3 108	4 366	14 288	28 675
7212501090	Other hoop,strip iron/not alloy,width < 400 mm	6 600	6 604	13 286	13 328
7212502090	Other flat-rolled iron/not alloy,carbon<0,6%, thick > 1.5 mm	110 976	168 340	499 269	741 448
7212509000	Flat-rolled iron/not alloy, otherwiseplated or coated	71 595	161 307	175 746	420 010
7212601000	Hoop,strip iron/not alloy, cladwidth < 400mm	63 000	182 787	324 899	943 621
7212609000	Flat-rolled iron/not alloy, clad	1 194 871	1 612 593	1 211 522	1 585 639
7213100010	Containing indentations,ribs,grooves ofcircular crosssection <= 50	163 908	460 892	147 045	397 776
7213100090	Containing indentations,ribs,grooves ofshape	5 662	42 399	132 375	955 270
7213200000	Other bars, rods, hot-rolled ,in irregularly, of free-cutting steel	131 491	1 617 591	262 912	1 535 400
7213910000	Other bars, rods, hot-rolled , circularcross-section < 14 mm in dian	12 116 177	32 549 338	9 714 455	25 982 701
7213990000	Other bars, rods, hot-rolled , notcircular	1 025 895	3 777 031	1 091 513	4 103 548
7214101100	Oth bars,rods of iron, non-alloy steelforged,carbon<0.6%,circlr cro	33 646	176 372	85 931	284 572
7214101900	Oth bars,rods of iron, non-alloy steelforged,carbon<0.6%,not circlu	60 595	318 729	112 943	334 973

I.3. IMPOR MENURUT KOMODITI / IMPORT BY HS COMMODITY
***** MARET/MARCH 2011 *****

HS	Uraian Komoditi Commodity Description	Berat Bersih / Net Weight (Kg)		Nilai / Value C.I.F (US\$)	
		Bulan ini	Kumulatif	Bulan ini	Kumulatif
		Current Month	Cum.Jan. to date	Current Month	Cum.Jan. to date
7214102100	Oth bars,rods of iron, non-alloy steelforged,carbon>=0.6%,circl cr	1 042 386	2 083 542	625 427	1 269 580
7214102900	Oth bars,rods of iron, non-alloy steelforged,carbon >= 0.6%,not cir	8 736	348 208	27 267	342 180
7214201900	Containing indentations, ribs, groovescarbon < 0.6%, not circular	6 396	162 471	25 779	229 713
7214202900	Containing indentations, ribs, groovescarbon >= 0.6%, not circular	4 234	5 692	8 567	11 694
7214300000	Other bars & rods, not forged, of free-cutting steel	397 832	673 286	381 350	643 694
7214911010	Concrete steel, hot-rolled,hot-drawn,hot-extruded, carbon < 0.6%	1 312 194	4 123 973	1 047 963	3 034 806
7214911020	Shaft bars, manganese steel, hot-rolled,hot-drawn, hot-extruded, i	16 242	563 409	47 118	914 060
7214911090	Other bars & rods, hot-rolled,hot-drawn or hot-extruded, carbon <	277 482	1 035 975	254 226	853 871
7214912010	Concrete steel, hot-rolled,hot-drawn,hot-extruded, carbon >= 0.6%	3	24	210	1 117
7214912020	Shaft bars, manganese steel, hot-rolled,hot-drawn, hot-extruded, i	48	8 828	1 015	76 949
7214912090	Other bars & rods, hot-rolled,hot-drawn or hot-extruded, carbon >	123 810	323 472	214 890	580 558
7214991010	Carbon,oth than of circularcross-section: concrete steel	0	17 544	0	13 777
7214991020	Carbon, other than of circularcross-sect:shaft bars; manganese ste	12 978	91 043	191 098	643 628
7214991090	Oth. carbon, other than of circularcross-section	19 354	198 701	29 069	314 732
7214999020	Oth. carbon, other than of circularcross-sect:shaft bars; manganes	6 183 534	16 088 018	6 565 581	16 461 557
7214999090	Oth.Than Concrete steel, Shaft bars, manganes steel	260 983	386 037	355 306	637 911
7215100000	Oth bars & rods of iron/non-alloy steelfree-cutting steel,cold-form	828 836	1 563 149	1 076 409	2 430 325
7215501000	Oth bars & rods of iron/non-alloy steelcontaining by weight 0.6% c	39	206	296	941
7215509000	Oth bars & rods of iron/non-alloy steel	409 595	1 022 818	943 737	2 484 442
7215900010	Manganese steel/shaft bars,containingby weight less than 0.6% of	142 879	654 162	209 629	878 561
7215900020	Oth Mangan steel/shaft bars,containingby weight less than 0.6% o	191 886	416 183	225 739	432 307
7215900030	Manganese steel/shaft bars, containingby weight 0.6 % or more of	385	78 151	3 563	93 852
7216100000	U, i or h sections, not further workedthan hot-rolled, of a height <	1 371 946	3 963 835	2 674 947	5 184 259
7216210000	L section of iron/non-alloy steel, notworked than hot-rolled,of a h	1 285 869	2 254 188	1 185 587	2 247 910
7216220000	T section of iron/non-alloy steel, notworked than hot-rolled,of a h	47 952	90 896	26 375	64 307
7216310000	U, I or H sections, not further workedu sections	1 162 737	2 515 690	1 072 659	2 218 950
7216320000	U, I or H sections, not further workedi sections	1 645 171	5 126 689	1 482 761	4 392 363
7216330000	U, I or H sections, not further workedh sections	7 826 904	19 297 601	5 705 197	14 436 526
7216400000	L/T sect,not further work than hot-rollhot-drawn/extrud,a height c	2 548 035	7 652 686	1 985 807	6 276 302
7216501000	Oth angles,shapes§ions,not furtherof a height of less than 80	408 824	916 854	449 642	907 771
7216509000	Oth angles, shapes & sect,not furtherof a height of more than 80 r	5 968 915	11 448 759	4 953 532	9 645 746
7216610000	Angles,shapes§ions,not worked thancold-formed,obtain from	36	615	148	2 303
7216690000	Angle,shape§,not workthan cold formoth than obtain from fla	261 346	1 004 284	375 065	1 339 728
7216910000	Oth angles,shapes§,not further workcold form/finish from flai	2 458	56 160	18 325	62 023
7216990000	Oth angles,shapes§,not further workoth than cold form/finish	914 768	1 671 127	1 147 065	2 376 631
7217101000	Wire of iron/non-alloy steel,not platd/coated,cont.carbon < 0.25%	411 753	3 305 539	164 790	1 064 521
7217102200	Bead wire;flat hard steel reed wire;notplated/coated; 0.25%=< car	84 510	255 020	166 717	479 070
7217102900	Other wire of iron or non-alloy steel,not plate/coated, 0.25% =< ca	1 271 090	4 491 443	1 936 771	5 260 497
7217103100	Spokes wire;bead wire;flat hard steelreed wire;not plated/coated	557 868	1 385 523	787 982	1 967 956
7217103900	Other wire of iron or non-alloy steel,not plated/coated, cont. carb	1 052 793	1 805 223	952 940	1 615 732
7217201000	Wire of iron/non-alloy steel,plated w/zinc, cont.carbon < 0.25% by	2 291 945	6 294 869	1 535 009	3 981 783
7217202000	Wire of iron/non-alloy steel,plated w/zinc,cont.carbon>0.25% & <	105 702	607 455	32 516	351 922
7217209100	High carbon steel core wire,for alminiumconductors steel reinforce	1 788	7 421	82 352	267 015
7217209900	Oth than high carbonsteel core wire,foraluminium conduct steel re	934 620	1 929 592	960 040	1 995 921
7217301000	Wire of iron/non-alloy steel,plated w/oth base metal,cont.crbn<0.	0	1 023	0	39 066
7217302000	Wire of iron/non-alloy steel,plated w/oth base metal,cont.0.25% =	0	93 209	0	87 602
7217303110	Copper alloy coated high carbon steelwire coated with brass	5 935 224	11 968 795	8 502 355	16 981 516
7217303190	Copper alloy coated high carbon steelsteel coated with other copp	352 251	1 355 032	457 628	1 792 184
7217303900	Other wire of iron or non-alloy steelplated with oth base metal,ca	520 260	1 325 940	810 689	2 045 178
7217901000	Oth wire of iron/non-alloy steel,platedzinc>=240g/m ² ,silicon<=0.1	122 399	169 497	242 024	356 506
7217909010	Oth wire of iron/non-alloy steel,platedcontaining by weight 0.6% c	8 388	148 450	385 900	842 795
7217909090	Oth wire of iron/non-alloy steel,platedexcluding goods of subhead	0	26 233	0	37 745
7218100000	Ingots & oth primary forms of stainlesssteel	27 441	47 317	370 403	751 412
7218910000	Semi-finished prod.of stainless steeloof rectangulr (not square) cro	1 533	11 052	15 254	68 907
7218990000	Oth semi-finished prod.of stainlesssteel	610 510	1 264 425	1 276 564	2 705 945
7219110000	Flat-roll prod of stainless steel,hotrolled,in coil of a thick exceed 10	2 519	120 251	28 225	598 614
7219120000	Flat-roll prod of stainless steel,hotrolled,in coil of a 4.75mm=<thick	312 987	1 104 890	878 719	3 369 691
7219130000	Flat-roll prod of stainless steel,hotrolled,in coil of a 3mm<=thick<=	9 872 325	26 480 809	24 394 693	59 797 378
7219140000	Flat-roll prod of stainless steel,hotrolled,in coil of a thickness<=3m	2 341 181	6 401 532	4 264 021	10 589 865
7219210000	Flat-roll prod of stainless steel,hotrolled,not in coil of a thick > 10n	557 037	1 079 084	1 740 234	3 069 265
7219220000	Flat-roll prod of stainless steel,hotroll,not in coil of 4.75mm=<thick	3 711 509	8 354 648	4 644 409	10 533 239
7219230000	Flat-roll prod of stainless steel,hotroll,not in coil of a 3mm<=thick<	981 539	2 292 258	2 799 555	6 133 964
7219240000	Flat-roll prod of stainless steel,hotrolled,not in coil of a thickness<	289 565	544 305	204 270	522 276
7219310000	Flat-rolled prod.of stainless steel,cold rolled, of a thickness >= 4.75	144 109	310 477	458 169	982 590
7219320000	Flat-rolled prod.of stainless steel,cold rolled, 3 mm =< thickness <	510 638	852 351	1 636 445	2 682 153
7219330000	Flat-rolled prod.of stainless steel,cold rolled, 1 mm < thickness < 3	501 700	2 167 442	1 372 680	5 191 144
7219340000	Flat-rolled prod.of stainless steel,cold rolled, 0.5 mm =< thickness	859 941	2 611 667	1 820 314	5 500 310
7219350000	Flat-rolled prod.of stainless steel,of a thickness < 0.5 mm	1 249 851	2 252 452	2 902 981	5 173 250
7219901000	Oth flat-roll prod.of stainless steel,thick>=1.5mm & <125mm patte	0	144	0	1 698
7219902000	Oth flat-rolled prod.of stainless steel,of a thickness < 0.5 mm	110	10 813	794	43 352
7219909000	Oth flat-rolled prod.of stainless steel,of a thickness >0.5 mm	1 424 403	1 723 049	1 474 308	1 900 925

I.3. IMPOR MENURUT KOMODITI / IMPORT BY HS COMMODITY
***** MARET/MARCH 2011 *****

H S	Uraian Komoditi Commodity Description	Berat Bersih / Net Weight (Kg)		Nilai / Value C.I.F (US\$)	
		Bulan ini	Kumulatif	Bulan ini	Kumulatif
		Current Month	Cum.Jan. to date	Current Month	Cum.Jan. to date
7220111000	Hoop & strip of stainless steel, hotrolled,of a thick >= 4.75 mm,wic	149 493	285 142	299 498	548 570
7220119000	Hoop & strip of stainless steel, hotrolled,of a thick >= 4.75 mm,wic	6 958 191	19 375 158	6 318 792	18 458 569
7220121000	Hoop & strip of stainless steel, hotrolled,of a thick < 4.75 mm,wid	10 995	104 667	56 119	213 713
7220129000	Hoop & strip of stainless steel, hotrolled,of a thick < 4.75 mm,wid	26 657	291 317	220 525	921 338
7220201000	Hoop & strip of stainless steel, coldrolled, width < 400mm	153 087	597 868	648 126	1 609 223
7220209000	Hoop & strip of stainless steel, coldrolled, width>400mm	332 349	922 319	550 754	1 538 433
7220901000	Hoop & strip of stainless steel, notcold rolled, width < 400mm	29 990	79 403	678 575	1 483 772
7220909000	Hoop & strip of stainless steel, notcold rolled, width > 400mm	500 906	2 621 693	1 019 292	3 875 272
7221000000	Bars & rods, hot-rolled,in irregularlywound coils, of stainless steel.	2 948 811	7 862 310	1 365 067	3 600 317
7222110000	Bars,rods, hot-rolled, in irregularlyof circular cross-section	122 093	409 449	299 393	803 362
7222190000	Bars,rods, hot-rolled, in irregularlyof not circular cross-section	363 809	1 117 598	473 543	2 008 608
7222201000	Bars,rods, cold-formed or cold-finishedof circular cross-section	30 114	118 566	225 436	748 549
7222209000	Bars,rods, cold-formed or cold-finishedof not circular cross-section	103 081	353 111	950 882	2 616 903
7222301000	Other bars and rods of circularcross-section	2 805	130 690	28 048	226 967
7222309000	Other bars and rods of not circularcross-section	220 758	330 812	341 708	830 386
7222400000	Angles, shapes and sections ofstainless steel	35 914	349 965	109 519	543 903
7223001000	Wire of stainless steel having a cross-sectional dimension exceedi	5 539	18 229	43 672	122 284
7223009000	Wire of stainless steel having a cross-sectional dimension <= 13 m	799 873	1 919 990	3 615 534	9 050 352
7224100000	Hoop,strip,oth primary forms of oth alloysteel	263 560	501 130	440 913	822 844
7224900000	Semi-finished prod. of oth alloy steel	6 538 935	12 863 940	6 987 303	13 776 432
7225110000	Grain-oriented of silicon-elect steela width of 600 mm or more.	1 037 903	2 771 538	1 988 643	5 621 385
7225190000	Oth than Grain-orient of silicon-electsteel a width of 600 mm or m	2 510 633	7 347 988	2 929 488	7 748 729
7225300000	Flat-roll product of oth alloy steel,ofnot further worked than hot-r	2 053 270	5 977 077	1 976 938	5 268 263
7225400000	Flat-roll prod of oth alloy steel,of notfurther worked than hot-roll,	6 268 443	17 134 752	8 835 003	24 172 652
7225500000	Flat-roll prod of oth alloy steel,of notfurther worked than cold-roll	1 673 775	5 288 644	1 574 620	4 736 178
7225910000	Oth flat-rolled prod.of oth alloy steel,electrolytically plated/coatec	287 506	801 717	660 918	1 575 459
7225920000	Oth flat-rolled prod.of oth alloy steel,otherwise plated or coated v	171 718	857 091	185 558	880 039
7225990000	Oth flat-rolled prod.of oth alloy steel,otherwise plated or coated v	10 272 660	53 507 202	7 496 777	41 251 244
7226111000	Hoop & strip, grain-oriented of siliconelectrical steel, of a width <=	147 470	264 664	369 445	678 787
7226119000	Hoop & strip, grain-oriented of siliconelect steel, of a width >400 r	929 297	2 147 714	2 547 264	5 835 602
7226191000	Hoop,strip,oth than grain-orient ofsilicon elect steel,of a width<= <	87 911	161 297	305 226	570 936
7226199000	Hoop,strip,oth than grain-orient ofsilicon elect steel,of width>400mm	163 154	486 159	465 271	1 334 610
7226201000	Hoop & strip of high speed steelof a width <= 400 mm	1 168	1 331	8 804	9 982
7226209000	Hoop & strip of high speed steelof a width > 400 mm, < 600mm	0	64	0	101
7226911000	Hoop,strip of oth alloy steel,hot rolled, of a width <= 400 mm	92 835	192 971	190 764	449 149
7226919000	Hoop,strip of oth alloy steel,hot rolled, width >400 mm, <=600mm	150 095	309 491	340 221	962 430
7226921000	Hoop,strip of oth alloy steel,cold rolled, of a width <= 400 mm	0	534	0	13 597
7226929000	Hoop,strip of oth alloy steel,cold rolled, width >400 mm, <= 600m	104	36 383	10 769	80 833
7226991000	Hoop & strip of oth alloy steel,width <= 400 mm	110 643	141 031	84 277	116 548
7226999000	Hoop & strip of oth alloy steel,width > 400 mm and <= 600mm	314 676	592 538	443 919	826 839
7227100000	Bars & rods, hot-rolled, in irregularlywound coils, of high speed ste	0	25 580	0	25 325
7227900000	Oth bars & rods, hot-rolled, inirregularly wound coils	2 085 209	11 517 083	2 007 336	9 228 689
7228101000	Bars & rods, of high speed steel, ofcircular a cross-section	56 396	81 574	294 313	588 268
7228109000	Bars & rods, of high speed steel,not ofcircular a cross-section	110 301	307 926	156 048	498 341
7228201000	Bars & rods, of silico-manganese steel,circular a cross-section	1 148 044	1 206 064	1 205 447	1 265 257
7228209000	Bars & rods, of silico-manganese steel,not circular a cross-section	915 897	1 852 268	1 624 416	3 544 080
7228301000	Oth bars&rods,of silico-manganese steelof circular cross-section	9 746 204	25 945 513	12 761 651	31 644 893
7228309000	Oth bars&rods,of silico-manganese steelnot of circular cross-secti	7 621 170	17 748 634	9 933 218	22 648 351
7228401000	Oth bars,rods,not further worked thanforget, of circular cross-sect	62 104	278 080	216 817	783 928
7228409000	Oth bars,rods,not further worked thanforget, not of circular cross-	915 601	1 747 935	1 044 462	2 334 696
7228501000	Oth bars,rods,not formed/cold finishedof circular cross-section	426 597	960 027	819 480	1 971 251
7228509000	Oth bars,rods,not formed/cold finishednot of circular cross-section	888 358	2 222 206	1 448 301	3 328 167
7228601000	Other bars and rods :of circular cross-section	175 725	355 042	250 978	499 975
7228609000	Other bars and rods :not of circular cross-section	407 568	1 281 040	1 000 071	2 987 183
7228700000	Angles, shapes and sections of otheralloy steel	11 854 789	19 397 323	9 202 028	15 636 846
7228801100	Hollow drill bars,rods, weight >=0.6%of circular cross-section	5 349	15 196	43 100	154 755
7228801900	Hollow drill bars,rods, weight >=0.6%not of circular cross-section	10 932	21 651	168 561	352 557
7228809000	Oth. Hollow drill bars and rods	73 384	431 869	227 455	1 935 675
7229200000	Wire of silico-manganese steel	801 243	3 376 268	1 040 730	3 746 674
7229900010	Wire of other alloy steel.of high speed steel	289 139	720 511	460 323	1 023 274
7229900090	Wire of other alloy steel.not of high speed steel	3 373 289	9 197 782	5 788 112	15 226 544
7301100000	Sheet piling of iron or steel	1 771 341	2 631 953	1 539 864	2 398 987
7301200000	Angles, shapes and sections of ironor steel	172 056	272 296	174 325	278 418
7302100000	Rails of iron or steel	351 739	930 720	430 990	1 618 674
7302300000	Switch-blades, crossing frogs, pointrods and other crossing pieces	1 153	10 298	15 727	216 966
7302400000	Fish-plates and sole plates of ironor steel	23 378	526 469	40 300	839 129
7302901000	Sleepers, of iron or steel	24	24	1 589	1 589
7302909000	Other than sleepers, of iron or steel	476 183	846 161	1 320 117	2 145 684
7303001010	Tubes,pipes of cast with an externaldiameter not exceeding 100 m	48 808	114 031	380 550	1 153 577
7303001020	Tubes,pipes of cast with an externaldiameter not exceeding 150 m	66 876	94 482	71 903	121 748
7303001030	Tubes,pipes of cast with an externaldiameter >150 mm and <=600	10 159	100 055	37 418	189 373

I.3. IMPOR MENURUT KOMODITI / IMPORT BY HS COMMODITY
***** MARET/MARCH 2011 *****

HS	Uraian Komoditi Commodity Description	Berat Bersih / Net Weight (Kg)		Nilai / Value C.I.F (US\$)	
		Bulan ini	Kumulatif	Bulan ini	Kumulatif
		Current Month	Cum.Jan. to date	Current Month	Cum.Jan. to date
7303001090	Oth.Tubes, pipes	1 162 138	3 984 589	419 804	884 442
7303009010	Hollow profiles, of cast iron withan external diameter < =100 mm	446	446	10 697	10 697
7303009090	Hollow profiles, of cast iron withan external diameter > 100 mm	689 929	2 170 592	1 018 891	3 813 442
7304110000	Tubes, pipes and hollow profiles,seamless, of stainless steel	1 512 729	8 066 864	3 414 880	14 383 154
7304190000	Oth.tube,pipe&hollow profile,seamless,line pipe of a kind use for	14 901 256	47 588 889	21 466 223	62 239 100
7304220010	Oth.tube,pipes&hollow profile,seamless,unfinished drill pipe (gree	14 571	433 680	96 598	1 071 316
7304220090	Oth.tube,pipes&hollow profile,seamless,unworked pipe end	306 225	481 557	931 950	2 760 439
7304230010	Unfinished drill pipe (green pipe) withyield strength less than 75,0	92 947	364 394	85 580	292 090
7304230090	Oth. unfinished drill pipe (green pipe)	27 407	114 128	202 111	772 551
7304240010	Unfinish case&tube, yield strgh<75000Psioth.of stanlss stel for drill	0	930 250	0	2 300 206
7304240090	Oth.unfinish casetube&unworked,stainlesswith yield strength less	37 361	37 370	344 889	345 418
7304290010	Unfinish casetube&unworked pipe endwith yield strength less tha	39 033 416	74 033 370	52 161 199	108 491 310
7304290090	Oth.unfinish casetube&unworked pipe endwith yield strength less	2 917 523	10 282 233	5 273 513	15 085 476
7304311000	High press. conduits,of circular cross-sect.of iron/non-alloy steel,c	82 761	659 730	374 830	1 398 360
7304319000	Oth.drill Rod Casing&tubing withpin and box threads	1 158 099	3 719 627	2 888 360	9 896 401
7304390000	Oth. Drill Rod Casing and tubingwith pin and	1 087 723	3 069 637	2 094 178	7 027 512
7304410000	Cold-drawn or cold-rolled (cold-reduced)stainless steel	236 060	870 168	512 483	2 154 996
7304490000	Oth. Cold-drawn or cold-rolled(cold-reduced) stainless steel	241 812	450 249	572 148	1 642 821
7304511000	High press. conduits,of circular cross-sect.of oth alloy steel,cold ro	10 617	21 586	49 713	156 191
7304519000	Oth tubes/pipes/hollow profiles,seamlesscold rolled,crclr c-s of otl	7 540	122 367	63 679	555 817
7304590000	Oth.Drill rod casing&tubing with pin§.of oth alloy steel,cold rc	1 636 809	6 206 388	6 465 207	15 799 033
7304900000	Oth.Drill rod casing&tubing with pin&cold rolled,crclr c-s of oth all	352 448	1 196 283	1 152 944	3 059 890
7305110000	Lines pipe, for oil or gas longitudinalsubmerged arc welded of iron	5 298 956	24 555 094	7 696 842	30 758 153
7305190000	The oth.line pipe of iron/steel for oil,external diameter > 406.4mr	368 708	734 118	1 299 171	2 411 959
7305200000	Casing of iron/steel used in drillingfor oil/gas external diameter 40	98 518	130 373	143 407	302 684
7305311000	Lines pipe, for oil or gas longitudinalstainless steel pipes & tubes	666	163 663	5 884	261 599
7305319000	Oth.lines pipe,for oil/gas longitudinalstainless steel pipes & tubes	11 970	12 453	31 875	33 285
7305390000	Oth.lines pipe,for oil/gas longitudinal	348 253	351 051	588 199	600 230
7305900000	Oth.lines pipe,for oil/gas longitudinaloth.stainless steel pipes & tu	33 967	60 675	46 574	189 330
7306110000	Line pipe of kind use for oil/gas pipewelded, of stainless steel	105 505	197 727	223 330	593 398
7306190000	Oth.line pipe of kind use for oil/gaspipewelded,of stainless steel	322 524	1 231 641	1 463 531	3 665 671
7306290000	Oth.casing&tubing of a kind use indrilling,welded,of stainless steel	781 852	2 219 871	893 406	2 951 744
7306301010	Boilr tube weld,of circulr cross-sect ofiron/non ally stel intrnl diam	74 648	148 651	111 901	262 162
7306301020	Boilr tube weld,of circulr cross-sect ofiron/non ally stel intrnl diam	1 000	89 860	951	86 418
7306302010	Boilr tube weld,of single/double walled,coppr plate,intrnl diamtr<	152 231	328 510	769 449	1 763 782
7306302020	Boilr tube weld,of single/double walled,coppr plate,intrnl diamtr>	34 172	95 803	58 342	210 011
7306303000	Boilr tube weld,of single/double walled,coppr plate,sheath pipe fo	965	1 136	9 872	18 514
7306309010	Oth.boilr tube weld,of single/doublewalled,coppr plate,intrnl diar	259 632	608 468	839 483	1 999 078
7306309020	Oth.boilr tube weld,of single/doublewalled,coppr plate,intrnl diar	1 260 690	2 765 463	2 075 759	4 722 123
7306401010	Oth.weld,of circular cross-section ofweld boilr tube w intrnl diamtr<	8 137	22 797	24 336	111 151
7306401090	Oth.weld,of circular cross-section ofweld boilr tube w intrnl diamtr:	53 456	267 388	90 446	579 652
7306402000	Welded boiler tubes of stainless steelwith internal diametre >12.5	51 515	362 779	246 665	3 144 129
7306403000	Stless steel pipes & tubes welded ofcirclr cross sec. w extrl dmtr>	2 310	19 561	30 865	60 339
7306409000	Oth,not welded of circular cross sect.with internal diameter > 12,5	243 042	779 742	966 037	2 509 989
7306501010	Oth.boilr tube,weld,of circlr cross-sectn,oth alloy steel int.dmtr<=1	86	3 916	3 298	16 741
7306501020	Oth.boilr tube,weld,of circlr cross-sectn,oth alloy steel int.dmtr>1	0	6 395	0	4 249
7306509010	Oth.boilr tube,weld,of circlr cross-high pressure conduits	80	40 482	1 011	313 854
7306509020	Oth.boilr tube,weld,oth.thn high prssrconduit,oth alloy steel int.dr	2 706	32 863	24 973	101 880
7306509030	Oth.boilr tube,weld,oth.thn high prssrconduit,oth alloy steel int.dr	61 798	391 298	49 298	2 547 163
7306610010	Oth.boilr tube,weld,square/rectangularcross sectin,with int.diamtr	16 485	23 042	30 870	39 275
7306610090	Oth.boilr tube,weld,square/rectangularcross sectin,with int.diamtr	541 563	1 499 388	278 660	778 432
7306690090	Oth.boilr tube,non circular crss-sectionwith internal diameter>12,5	163	1 123	832	7 812
7306901010	Bundy-weld pipes and tubes,with internal diameter <= 12,5mm	1 456	1 468	8 360	12 048
7306901090	Bundy-weld pipes and tubes,with internal diameter > 12,5mm	20 580	27 740	52 427	147 805
7306909010	Oth.thn bundy-weld pipes & tubes,with internal diameter <= 12,5r	23 386	115 325	415 169	805 894
7306909090	Oth.thn bundy-weld pipes & tubes,with internal diameter > 12,5m	2 535 531	4 679 691	3 467 753	6 217 543
7307110000	Cast fitting of non-malleable cast iron	16 119	127 068	23 326	145 902
7307190000	Cast fitting of other than non-malleablecast iron	356 863	800 703	823 188	2 655 193
7307210000	Other, of stainless steelflanges	286 473	600 938	902 970	2 513 853
7307220000	Other, of stainless steelthreaded elbows, bends and sleeves	107 321	276 699	1 153 746	2 865 856
7307230000	Other, of stainless steelbutt welding fittings	134 348	335 868	810 253	2 237 119
7307290000	Oth.,of stalnss steel oth.than flanges,butt welding,threaded elbow	276 375	1 034 974	1 788 141	6 215 876
7307910000	Tube or pipe fittings (couplings)flanges	1 747 438	3 856 429	3 622 446	7 891 144
7307920000	Tube or pipe fittings (couplings)threaded elbows, bends and sleeve	343 398	773 569	1 324 770	2 986 673
7307930000	Tube or pipe fittings (couplings)butt welding fittings	985 021	1 850 933	2 020 903	4 812 400
7307990000	Other tube/pipe fittings (couplings)	2 372 420	5 378 137	12 433 785	32 636 353
7308101000	Bridges and bridge sect. w prefabedtype joined by shear connect	40 391	79 343	117 285	168 191
7308109000	Other bridges and bridge sections	30 624	1 493 330	171 362	1 333 605
7308201900	Other towers	424 468	4 169 939	634 583	5 272 975
7308202900	Other lattice masts	198 830	325 892	158 459	328 346
7308300000	Doors, windows and their framesand thres hold for doors	84 425	248 487	226 136	968 181

I.3. IMPOR MENURUT KOMODITI / IMPORT BY HS COMMODITY
***** MARET/MARCH 2011 *****

H S	Uraian Komoditi Commodity Description	Berat Bersih / Net Weight (Kg)		Nilai / Value C.I.F (US\$)	
		Bulan ini	Kumulatif	Bulan ini	Kumulatif
		Current Month	Cum.Jan. to date	Current Month	Cum.Jan. to date
7308401000	Equip. for scaffolding w prefabricatedmodlr type joined by shear c	35 850	189 292	29 845	292 727
7308409000	Other equipment for scaffolding,shuttering, propping or pit proppi	93 032	975 761	418 391	1 692 121
7308902000	Other, prefabricated modular type joined by shear connectors	303 721	839 396	271 253	1 177 009
7308903000	Oth. corrug,curved/bent galv d pl t fass bly. into undgrnd conduits&	60 060	132 149	179 035	525 782
7308904000	Oth parts of tub/tunnels,made of formd&bended corrugated shee	52 587	62 955	102 413	178 234
7308905000	Other, prefabricated modular rail for ships	19 218	19 219	78 957	78 965
7308909000	Other structures and parts of structures of iron or steel	10 408 297	20 488 376	19 890 023	50 271 854
7309000000	Reservoir,tank,vat&similar container of iron/steel, capacity > 300 li	850 526	1 546 117	7 294 746	17 645 578
7310100010	Tank,cask,drum,can,boxe&similar for transporting or coagulating la	16 222	40 913	32 072	87 262
7310100020	Tank,cask,drum,can,boxe&similar of iron or steel casting in the rou	36 495	45 036	283 260	303 621
7310100030	Tank,cask,drum,can,boxe&similar other of iron/steel forging/stam	92 371	277 913	193 161	603 294
7310100090	Oth.tank,cask,drum,can,boxe&similar	456 503	1 254 955	922 207	3 187 227
7310211010	Cans <1L,closed by soldering of iron/steel casting in the rough	7	7	554	554
7310211020	Cans <1L,closed by soldering of iron/steel forging or stamping in	623	1 047	1 318	6 588
7310211090	Oth.cans <1L,closed by soldering of iron/steel	13 574	38 189	65 196	222 610
7310219010	Cans >1L & <50L,closed by soldering of iron/steel casting in the rou	717	5 046	10 589	73 606
7310219020	Cans >1L & <50L,closed by soldering of iron/steel forging or stampi	3 114	5 454	9 456	16 368
7310219090	Oth.cans >1L & <50L,closed by soldering of iron/steel	114 305	256 084	444 332	914 954
7310291010	Cans <1L,not soldering of iron/steel casting in the rough	2	2	55	55
7310291020	Cans <1L,not soldering of iron/steel forging or stamping in	7 616	11 469	26 921	42 551
7310291090	Oth.cans <1L,not soldering of iron/steel	89 389	259 484	336 768	928 370
7310299010	Cans >1L & <50L,not soldering of iron/steel casting in the rough	144	1 812	2 952	18 712
7310299020	Cans >1L & <50L,not soldering of iron/steel forging or stamping in	3 549	141 849	5 643	1 878 794
7310299090	Oth.cans >1L & <50L,not soldering of iron/steel	628 682	2 349 400	207 772	634 050
7311001100	Containers for compressed/liquefied gas seamless stl cylinders, capc	62 907	103 200	50 183	95 119
7311001900	Other seamless steel cylinders	888 459	2 953 224	2 651 680	8 516 117
7311009100	Other containers of iron or steel with capacity of less than 30 l	159 136	238 797	286 443	430 616
7311009900	Other containers of iron or steel	45 277	242 255	30 890	790 667
7312101000	Standed wr,ropes & cables for locked coil,flat t d strands&non rott	143 883	228 938	323 318	585 066
7312102000	Stranded wire,rope&cables by plated/coatd wth brass,& of a nom.	593 640	1 869 028	1 678 682	4 924 364
7312104000	Stranded wire, rope and cables with stranded wire of diameter of <	45 197	91 904	530 296	1 039 919
7312109000	Other stranded wire, rope and cables	1 404 270	5 333 964	2 703 749	9 224 927
7312900000	Oth stranded wire, rope and cables,plaitd bnds,slings&of ir/stl not	397 392	1 489 867	942 871	3 323 323
7313000000	Barbed wr of iron/steel; twisted hoop&of a kind used f fencing of i	135 840	381 777	163 491	317 507
7314120000	Woven cloth with endless bands for machinery, of stainless steel	4 070	15 528	99 102	339 208
7314140000	Woven cloth, of stainless steel	57 971	143 742	725 988	1 569 207
7314191000	Endless bands for machinery oth thn of stainless steel	780	781	8 000	8 017
7314199000	Other woven cloth, not stainless steel	9 603	40 765	132 644	322 306
7314200000	Grill&fencing,welded at the intersect of w r wth a max.sect.d>3mm&	84 342	763 613	135 431	875 140
7314310000	Other grill, netting & fencing,welded at the intersect.by pltd/coatd	503 592	962 015	301 624	558 428
7314390000	Oth grill, netting and fencing,welded at the intersection	181 921	1 407 804	179 543	2 632 576
7314410000	Oth cloth, grill, netting and fencing by plated or coated with zinc	89 674	315 589	147 563	396 223
7314420000	Oth cloth, grill, netting and fencing by coated with plastics	122 701	586 984	62 756	445 004
7314490000	Oth cloth, grill, netting and fencing	272 493	1 839 972	201 492	1 046 354
7314500000	Expanded metal	575	68 739	665	79 761
7315111100	Roller chain for bicycles of mild steel	113 994	347 105	118 513	479 929
7315111200	Roller chain for motorcycles of mild steel	438 406	1 257 121	1 402 418	3 984 638
7315111900	Other mild steel for roller chain	89 232	284 863	988 037	1 812 571
7315112100	Other roller chain for bicycles	1 551	2 707	6 978	10 240
7315112200	Other roller chain for motorcycles	844 236	2 668 993	1 849 171	5 859 188
7315112300	Oth roller chain transmis. type 6mm < pitch length <= 3mm	34 534	61 562	75 950	161 621
7315112900	Other roller chain	254 991	708 829	1 034 290	3 400 618
7315120000	Other roller chain of mild steel	326 484	1 089 547	1 146 121	3 866 043
7315191200	Roller chain for motorcycles of motorcycle chain	13 740	37 633	164 459	488 744
7315191900	Other roller chain of other mild steel	231	86 690	5 427	148 690
7315199100	Other roller chain for bicycles of bicycle chain	0	9	0	25
7315199200	Other roller chain for motorcycles of motorcycle chain	33 179	126 358	175 076	499 096
7315199900	Other roller chain of other than bicycle chain&motorcycle chain	1 547	18 406	23 088	131 769
7315201000	Skid chain of mild steel	0	1 471	0	2 624
7315209000	Other Skid chain of mild steel	27 934	37 202	48 421	94 469
7315811000	Stud-link of mild steel	36	15 318	751	27 425
7315819000	Other Stud-link of mild steel	267 274	838 360	418 426	1 178 671
7315821000	Other, welded link of mild steel	0	12	0	194
7315829000	Other, welded link	59 860	336 921	153 301	448 481
7315891100	Other chain for bicycles of mild steel	0	19	0	2 143
7315891200	Other chain for motorcycles of mild steel	98 338	309 070	1 217 321	4 002 945
7315891900	Other chain of mild steel not formotorcycles and bicycles	1 093	11 321	10 812	103 899
7315892200	Other chain for motorcycles of other than mild steel	0	5 841	0	4 480
7315892900	Other chain not mild steel, not formotorcycles and bicycles	148 175	416 402	783 924	2 313 019
7315901000	Other parts of chain for motorcycles and bicycles	5 809	15 619	61 736	175 640
7315909000	Other parts of chain not formotorcycles and bicycles	270 584	773 954	897 404	3 905 615

I.3. IMPOR MENURUT KOMODITI / IMPORT BY HS COMMODITY
***** MARET/MARCH 2011 *****

HS	Uraian Komoditi Commodity Description	Berat Bersih / Net Weight (Kg)		Nilai / Value C.I.F (US\$)	
		Bulan ini	Kumulatif	Bulan ini	Kumulatif
		Current Month	Cum.Jan. to date	Current Month	Cum.Jan. to date
7316000000	Anchors, grapnels and parts thereof,of iron or steel	345 645	1 083 512	946 187	4 558 585
7317001000	Wire nails	342 045	836 192	301 647	767 502
7317002000	Staples	78 920	272 127	106 871	304 689
7317009010	Dog spikes for rail sleepers,carding -tacks&similar articles,of iron o	102 143	103 747	127 702	142 613
7317009020	connector & anti-splitting,connector andHob nails for footwear, rii	23 788	30 770	84 553	123 398
7317009030	connector and anti-splitting, connectorHooknails	2 241	5 554	14 305	42 595
7317009040	connector and anti-splitting, connectorCorrugated nails, drawing p	39 272	1 077 399	19 424	429 473
7317009090	Oth.connector and anti-splitting,conn -ector and anti splitting	586 998	2 263 808	312 089	1 141 963
7318110000	Threaded articles for coach screws	22 318	76 566	50 471	302 587
7318121000	Other wood screws with an externaldiameter not exceeding 16 mm	49 883	112 793	68 657	170 906
7318129000	Other wood screws	30 825	245 810	304 020	767 268
7318131000	Screw hooks and screw rings with anexternal dmtr not exceeding :	36 945	74 009	244 140	692 910
7318139000	Other screw hooks and screw rings	62 412	325 519	430 575	1 615 357
7318141000	Self tapping screw with an externaldiameter not exceeding 16 mm	8 580	69 355	152 265	510 706
7318149000	Other self tapping screws	66 022	184 172	495 064	1 149 760
7318151100	Screw metal with/without nuts/washerswith an external diameter	365 067	981 746	2 886 247	7 717 922
7318151200	Bolts for metal, with/ without nuts ofan external diameter <= 16mm	1 368 244	3 707 740	9 356 102	25 435 113
7318151900	Oth screws&bolts whether/not without -their nut/washers wth.an	336 909	957 514	1 007 651	2 483 002
7318159100	Other screws for metal with or withoutnuts or washers	101 321	268 420	1 050 733	2 553 386
7318159200	Other bolts for metal,with or without nuts	350 211	1 484 402	2 368 610	7 514 990
7318159900	Other screws and bolts whether or notwith their nut or washers	230 555	932 025	1 094 446	3 755 074
7318161000	Nuts with an external diameter notexceeding 16 mm	316 207	925 707	2 207 795	6 153 756
7318169000	Other nuts	923 745	2 596 384	5 595 249	14 683 140
7318191000	Other threaded articles of an externaldiameter not exceeding 16 mm	50 782	78 254	188 054	436 906
7318199000	Other threaded articles of ironand steel	166 093	478 664	1 140 915	2 866 883
7318211000	Non threaded artic. for spring washers&oth lock washers w an ext	9 233	23 763	49 183	157 477
7318219000	Other spring washersand other lock washers	120 501	331 635	1 719 666	4 146 512
7318221000	Other washers with an externaldiameter not exceeding 16 mm	49 678	143 726	784 589	2 406 015
7318229000	Other washers	284 197	791 223	4 642 117	12 162 455
7318231000	Rivet with an external diameternot exceeding 16 mm	38 689	88 785	254 372	711 470
7318239000	Other rivets	26 969	96 905	208 739	516 345
7318241000	Cotters& cotters pins with an externaldiameter not exceeding 16	98 033	250 749	1 399 241	3 558 394
7318249000	Other cotters and cotter pins	142 703	530 036	1 809 922	5 539 204
7318291000	Oth non threaded articles wth anexternal diameter <= 16 mm	41 047	103 668	1 201 356	2 875 522
7318299000	Other non threaded articles	383 926	1 094 582	3 920 058	10 848 891
7319200000	Safety pins	5 359	51 651	100 223	190 320
7319300000	Other pins	168 691	427 563	2 061 805	5 018 193
7319900000	Oth similar articles for use in hand,of iron or steel	60 375	129 313	339 994	949 865
7320101000	Leaf springs and leavesfor motor vehicles	76 053	203 770	544 771	1 094 453
7320109000	Other leaf springs and leaves	33 874	96 707	705 944	1 816 607
7320201000	Helical springs for motor vehicles	97 084	274 434	1 243 203	3 342 744
7320209010	Other Helical springs for motor vehiclesFor motor vehicles or eart	114 078	243 772	1 178 386	2 713 176
7320209090	Other Helical springs for motor vehicles	104 070	288 303	909 122	2 045 020
7320901000	Other springs and leavesfor motor vehicles	69 962	253 802	681 883	2 326 088
7320909000	Other springs and leaves	138 475	332 606	1 183 728	3 008 066
7321110000	Cooking appliances and plate warmersFor gas fuel or for both gas :	100 640	391 876	417 957	1 334 056
7321120000	Cooking appliances and plate warmerswith liquid fuel	27 678	76 452	56 311	125 943
7321190000	Other Cooking appliances & plate warmersincluding appliances for	55 557	55 586	172 812	172 977
7321810000	Other appliances with gas fuel orfor both gas and other fuels	0	21 169	0	15 130
7321820000	Other appliances with liquid fuel	6 522	6 704	7 990	9 162
7321890000	Other appliances with solid fuel	0	18 189	0	133 275
7321901000	Oth cooking appliances & plate warmersOf burner for kerosene st	28 654	34 620	100 683	119 404
7321909000	Other Cooking appliances and platewarmers	395 451	1 257 451	1 485 574	4 371 027
7322110000	Radiators and parts of cast iron	1 063	1 983	13 711	14 545
7322190000	Other parts of radiators	47 509	116 109	730 888	1 980 679
7322900000	Other radiators for central heating	29 806	89 039	507 831	1 484 690
7323100000	Iron/steel wool; pot scourers&scouringor polishing pads, gloves ar	68 494	254 419	127 858	471 991
7323911000	Kitchenware of cast iron ,not ennamelled	14 102	85 691	66 417	265 498
7323919000	Household articles of cast ironnot enamelled	40 458	162 769	61 952	213 594
7323920000	Household articles of cast iron,enamelled	61 286	218 077	68 046	290 131
7323931000	Kitchenware of stainless steel	406 920	1 437 011	1 225 479	4 020 822
7323939000	Other household articlesof stainless steel	179 804	652 992	474 218	1 673 438
7323940000	Household of iron(oth. than cast iron)or steel, enamelled	155 248	834 633	158 717	861 735
7323991000	Other kitchenware	216 376	778 342	559 205	1 821 378
7323999000	Other household articlesof iron or steel	414 044	1 352 809	845 688	2 486 077
7324100000	Sinks and wash basins,of stainless steel	85 845	646 669	182 957	1 312 692
7324210000	Bath of cast iron, whetheror not enamelled	0	18 701	0	110 640
7324290000	Bath of stainless steel	19 899	43 087	86 108	174 225
7324901000	Sanitary ware for flushing waterclosets or urinals (fixed type)	3 823	16 852	9 900	48 566
7324902000	Sanitary ware of bedpans,urinals(portable type) and chamber po	383	583	2 567	6 034
7324909000	Other sanitary ware	101 156	403 155	215 150	1 089 346

I.3. IMPOR MENURUT KOMODITI / IMPORT BY HS COMMODITY
***** MARET/MARCH 2011 *****

H S	Uraian Komoditi Commodity Description	Berat Bersih / Net Weight (Kg)		Nilai / Value C.I.F (US\$)	
		Bulan ini	Kumulatif	Bulan ini	Kumulatif
		Current Month	Cum.Jan. to date	Current Month	Cum.Jan. to date
7325101000	Other cast articles of non malleablecast iron by latex spouts & late	21 082	21 137	28 722	29 283
7325109000	Other cast articles ofnon malleable cast iron	96 530	158 093	353 642	673 827
7325910000	Grinding balls and similar articlesfor mills	6 167 711	10 768 756	7 880 656	13 662 013
7325991000	Other cast articles of malleable castiron by latex spouts and latex	183	239	820	1 511
7325999000	Other cast articles ofmalleable cast iron	58 311	271 947	400 507	1 351 813
7326110000	Grinding balls&similar artic.for millsforged/stamped but not furthe	1 693 134	7 150 530	2 183 104	9 068 848
7326190000	Other articles or iron or steelbut not forged or stamped	185 496	1 324 590	1 592 915	6 170 834
7326202000	Articles of iron or steel wirefor rat traps	0	2	0	32
7326205000	Articles of iron or steel wireWire poultry cages and the like	76 971	290 968	77 140	385 904
7326209000	Other articles of non ironor steel wire	534 461	888 447	835 715	1 590 814
7326901000	Shipsrudders not forged or stamped	49 350	112 673	85 939	275 334
7326903000	Stainless stl shield&clamp assembly wthrubbs.l for hubless cast ir&	35 351	124 584	450 228	1 511 698
7326904000	Latex spouts and latex cupsbut not forged or stamped	9	126	658	4 162
7326905000	Rat traps but not forged or stamped	138	218	959	1 151
7326907000	Stainless steel shield, clamp assemblyHorsesshoes; riding boot spu	13 601	40 228	211 871	583 968
7326909000	Other articles not forged or steamed	2 545 844	7 622 557	15 552 331	41 309 083
7401000000	Copper mattes, cement copper(precipitated)	0	77 640	0	861 456
7402000000	Unrefined copper,copper anodes for elec-trolytic refining.	896	3 481	9 117	117 514
7403110000	Refined copper for cathodes andsections of cathodes	5 892 626	15 278 436	56 890 308	142 240 817
7403120000	Refined copper for wire-bars	93 851	256 261	115 987	321 810
7403130000	Refined cooper for billets	0	12 609	0	40 505
7403190000	Other refined copper, unwrought	50 254	89 316	479 855	892 887
7403210000	Copper alloys for copper-zinc basealloys (brass)	248 938	656 348	2 260 504	6 176 399
7403220000	Copper alloys for copper-tin basealloys (bronze)	136 017	348 830	921 465	2 175 343
7403290000	Copper alloys for oth copper alloys(oth than master alloys of head	3 733	8 506	33 437	116 552
7404000000	Copper waste and scrap.	1 338 973	4 432 470	11 010 146	35 856 511
7405000000	Master alloys of copper.	8 544	13 767	66 314	104 006
7406100000	Powders of non-lamellar structure	9 325	52 860	78 312	681 593
7406200000	Powders of lamellar structure; flakes	37 232	79 693	501 354	875 487
7407103000	Profiles of refined copper	1 560	8 054	18 933	100 994
7407109000	Other Profiles of refined copper	372 749	740 388	2 662 762	5 550 545
7407210000	Profiles of refined copperOf copper-zinc base alloys (brass)	291 121	699 418	2 269 331	5 162 015
7407290000	Other of copper alloys	38 877	142 071	392 283	1 165 308
7408110000	Copper wire.Of which the maximum cross-sectional	233 645	294 560	2 373 681	2 742 631
7408190000	Other wire of refined copper	1 015 900	2 290 221	8 540 544	17 465 771
7408210000	Copper wire of copper alloys withcopper zinc base alloys (brass)	137 920	285 012	1 346 363	2 963 394
7408220000	Copper wire of copper alloys w copper-nick bs alloys/c-nickel-zinc	3 843	15 632	94 607	288 358
7408290000	Other copper alloys for copper wire	173 410	290 877	2 045 604	3 047 655
7409110000	Copper plates, sheets and strips, of refined copper in coils	137 095	386 177	1 327 719	3 001 047
7409190000	Copper plates, sheets and strips, of refined copper, not in coils	1 106 887	2 786 337	2 799 334	6 725 080
7409210000	Copper plates, sheets,strips, of copperzinc base alloys (brass), in c&	410 314	1 235 273	3 997 400	12 015 478
7409290000	Copper plates, sheets,strips, of copperzinc base alloys (brass), not	124 940	308 270	639 791	1 737 034
7409310000	Copper plates, sheets,strips, of coppertin base alloys (brass), in coi	261 851	860 115	3 113 780	9 149 301
7409390000	Copper plates, sheets,strips, of coppertin base alloys (brass), not ir	30 948	96 271	165 889	430 918
7409400000	Copper-nickel base alloy (cupro-nickel),copper-nickel-zinc base allc	236 281	421 796	2 629 808	4 654 891
7409900000	Other copper alloys, unrefined	966	6 818	19 301	370 468
7410110000	Copper foil, refined, thickness < 0.15mm, not backed	114 870	378 585	1 303 365	4 128 826
7410120000	Copper alloys, refined, thickness< 0.15 mm, not backed	29 208	122 207	272 523	1 049 895
7410210010	Reinforced sheets/plates of polyamide,of refined copper, backed	1 604	6 738	37 925	157 201
7410210020	Reinforced sheets/plates of polyamide,Copper clad laminate for Pt	489 178	1 709 918	2 475 352	8 581 718
7410210090	Reinforced sheets/plates of polyamide,Copper clad laminate not fr	21 628	59 005	404 904	665 033
7410220000	Reinforced sheets/plates of polyamide,Of copper alloys, unrefined	193	2 529	12 314	43 056
7411100000	Copper tubes & pipes of refined copper	368 026	1 021 959	3 713 810	9 878 191
7411210000	Copper tubes & pipes of copper alloyswith copper-zinc base alloy:	118 090	322 059	978 630	2 584 723
7411220000	Copper tubes & pipes of copper alloyswith cupro-nickel or nickel s	26	5 633	816	167 046
7411290000	Other copper tubes and pipes	207 150	574 545	1 788 322	4 173 140
7412100000	Copper tube or pipe fitting ofrefined copper	14 804	57 849	64 961	253 539
7412201000	Copper tube or pipe fitting ofcopper-zinc base alloys (brass)	35 047	102 628	561 918	1 521 131
7412209000	Copper alloys, not brass, refined	53 583	137 832	382 515	873 941
7413000000	Stranded wire,cable,plaited bands,of copper, not electrically insula	155 312	497 107	1 437 899	4 264 959
7415101000	Nails&tacks(incl.drwing pins)of copperiron or steel with head of cc	27 294	66 003	74 180	178 178
7415102000	Staples and similar articles of copper	20	4 841	142	98 538
7415109000	Tacks, drawing pins, & similar articles	6 464	19 184	186 257	330 248
7415210000	Washers (including spring washers)but not threaded	49 136	95 027	173 007	443 129
7415290000	Other articles of copper, not threaded	8 725	36 666	137 498	506 352
7415331000	Screws	51 953	147 031	409 654	1 265 305
7415332000	Bolts and nuts	72 372	216 778	505 857	1 023 423
7415390000	Other articles of copper, threaded	19 266	50 802	154 368	454 712
7418110000	Pot scourers and scouring or polishingpads, gloves and the like	560	1 905	568	1 151
7418190000	Other Pot scourers & scouring/polishing	4 850	34 742	27 858	76 794
7418200000	Sanitary ware and parts thereof	8 132	98 131	106 697	640 068

I.3. IMPOR MENURUT KOMODITI / IMPORT BY HS COMMODITY
***** MARET/MARCH 2011 *****

HS	Uraian Komoditi Commodity Description	Berat Bersih / Net Weight (Kg)		Nilai / Value C.I.F (US\$)	
		Bulan ini	Kumulatif	Bulan ini	Kumulatif
		Current Month	Cum.Jan. to date	Current Month	Cum.Jan. to date
7419100000	Chain and parts thereof of copper	7 108	9 036	17 734	36 986
7419910010	Fittings for fire hoses, of copper	1 433	7 380	10 815	74 830
7419910020	Reservoirs, tanks, vats and similar of copper	8 729	14 772	70 159	294 113
7419910030	Electroplating anodes, machine belt for ships or other vessel	40 939	61 186	418 275	602 908
7419910090	Oth table, kichen, cast, moulded, stamped/ forged but not further w	38 792	120 794	1 441 317	3 190 835
7419991000	Electroplating anodes, machine belt fastener, fitting for ships, fire hc	19 253	29 522	231 198	358 025
7419992000	Similar containers not fitted with mech./ thermal equip. of a cap. of <	6 726	14 600	12 221	30 254
7419993100	Grill and netting of copper wire for machinery	2 613	8 534	100 764	211 968
7419993910	Grill and netting of copper wire Cloth suitable for making mosquito	707	2 551	2 128	8 421
7419993990	Other grill and netting of copper wire	23 036	56 819	352 003	1 047 324
7419994000	Other grill and netting of copper wire Springs	27 040	147 637	286 196	2 478 956
7419999000	Other articles of non copper	141 638	280 371	708 827	1 444 507
7502100000	Nickel, not alloyed	101 581	155 475	1 380 725	2 464 804
7502200000	Nickel alloys	10	12	475	523
7504000000	Nickel powders and flakes.	6 257	8 339	169 564	228 827
7505110000	Bars, rods and profiles of nickel, not alloyed	1 587	3 003	84 790	118 981
7505120000	Bars, rods & profiles of nickel alloys	383	3 123	21 846	95 951
7505210000	Wire of nickel, not alloyed	9 787	40 840	260 676	959 218
7505220000	Wire of nickel alloys	23 758	50 096	352 355	825 262
7506100000	Nickel plates, sheets, strip & foil of nickel, not alloyed	2 814	13 802	101 455	348 969
7506200000	Nickel plates, sheets, strip and foil of nickel alloys	28 354	71 884	865 906	2 119 943
7507120000	Tubes and pipes of nickel alloys	1 191	37 269	87 584	1 464 243
7507200000	Tube or pipe fittings	11 010	63 367	53 747	146 474
7508100000	Cloth, grill and netting, of nickel wire	1 692	4 742	88 198	182 262
7508903000	Bolts and nuts of non nickel	328	13 002	2 656	77 069
7508904000	Other articles suitable for usein building of non nickel	81	8 174	58	8 860
7508909010	Electro-plating anodes, wrought or un-wrought, including those pr	58 326	120 668	1 090 002	1 870 228
7508909020	Screens for printing machines	3 616	17 278	15 217	188 637
7508909090	Other Nickel tubes, pipes, tube, pipe fittings	1 720	3 355	123 853	216 075
7601100000	Aluminium, not alloyed	16 227 689	54 999 260	41 584 958	135 674 206
7601200000	Aluminium alloys	15 414 078	40 376 782	40 095 801	102 252 856
7602000000	Aluminium waste and scrap.	2 701 877	7 910 091	5 388 255	14 912 078
7603100000	Aluminium powders of non-lamellar structure	139 826	381 855	408 321	1 129 984
7603200010	Aluminium powders and flakes of flakes	119	211	662	2 450
7603200020	Aluminium powders and flakes, powder of lamellar structure	41 788	87 822	202 881	341 735
7604101000	Bars and rods of aluminium not alloyed	100 207	227 419	663 934	1 654 290
7604109010	Profiles suitable for use as heat sink with cross-sect. dimention < 17	22 237	27 498	111 567	392 445
7604109090	Oth profiles suitable for use as heat sink	167 871	363 857	646 044	1 269 973
7604211000	Perforated tube profile for evaporator coils of mtr veh. ac mach. of	425	1 184	9 511	29 435
7604219000	Oth hollow profiles of aluminium alloys	293 379	1 044 401	1 889 903	6 350 174
7604291010	Extruded bars and rods not surface treated	30 701	162 284	60 324	490 314
7604291020	Extruded bars and rods surface treated	0	14	0	214
7604293000	Y-shaped profiles for zip fasteners, in coils of non aluminium allo	3 889	13 402	67 800	214 755
7604299000	Other bars, rods and profiles of non aluminium alloys	262 028	597 420	4 811 193	15 202 406
7605110000	Alum. wire of aluminium not alloyed which the max. cross-sect. di	124	14 197	2 608	109 524
7605191000	Aluminium wire of non aluminium not alloyed with a diameter < 0	1 315	3 409	30 003	77 303
7605199000	Other aluminium wire of non aluminium not alloyed	115 646	188 043	361 717	791 109
7605210000	Alum. wire of aluminium alloys which the max. cross-sect. dimensi	10 271	30 271	52 730	122 330
7605291000	Aluminium wire of non aluminium alloys with a diameter not exce	2 229	5 515	48 996	102 341
7605299000	Other aluminium wire of non aluminium alloys	118 283	271 701	485 860	1 049 650
7606110010	Aluminium plates, sheets & strip of plain or figured by rolling of thick	64 554	119 670	2 378 796	4 669 754
7606110090	Oth aluminium plates, sheets & strip of plain/ figured by rolling of thi	4 317 440	13 089 644	12 102 095	35 618 374
7606121010	Can stock (alloy 3004, 3104 or 5182, of thickness > 0,25 mm, in coil	9 985	98 744	45 016	502 897
7606121090	Oth. Can stock (alloy 3004, 3104, 5182, of thickness > 0,25 mm, in c	155 706	381 279	2 913 263	5 057 891
7606123100	Sheets o alum. rigid cont. sheets alloy 5182, 5082, hardness 19 < 1,0C	0	103 083	0	636 643
7606123910	Other aluminium sheet/ coil not exceeding 1,000 mm in width	644 799	2 635 254	1 428 412	7 128 596
7606123920	Other aluminium sheet / coil exceeding 1,000 mm in width	1 665 989	6 088 500	5 833 855	20 469 835
7606123930	Aluminium Litho Grade sheet/ coil alloy ha 1052 hardness temper h	92	41 676	1 170	148 448
7606123990	Other aluminum sheet	318 914	1 481 332	1 415 437	6 140 896
7606124000	Oth, plain/ figured by roll./ press. but not surface treated of non alur	251 362	641 110	690 268	1 657 635
7606129000	Other aluminium plate rectangular of aluminium alloys	672 447	1 231 482	2 164 641	4 747 967
7606912000	Oth alum. not alloyed, plain/ figured by rolling/ pressing b not surfac	0	34 111	0	67 380
7606919000	Oth aluminium plate, not rectangular of aluminium, not alloyed	268 092	330 809	894 566	1 142 476
7606923010	Venetian blind slat, whether or not rolled or cut, in width ½1,000 m	2 602	4 546	7 480	12 119
7606923020	Sheet or coil of alum. rigid container sheet alloy 5182, 5082, hardne	4 225	29 476	15 342	107 832
7606923090	Oth. than Sheet/ coil of aluminium rigid container sheet alloy 5182, f	132 158	389 065	271 593	614 570
7606929010	Oth venetian blind slat, whether or not rolled or cut, in width ½1,0C	16	10 164	333	74 483
7606929020	Oth. sheet/ coil of alum. rigid container sheet alloy 5182, 5082, hardn	24 623	177 150	92 668	432 725
7606929090	Other aluminium alloys	530 767	1 189 851	896 445	1 638 476
7607110000	Aluminium foil not backed, rolled but not further worked	590 061	1 644 654	2 476 345	6 887 123
7607191000	Foil of aluminium alloy A1075 or A3903 not back, oth than rolled bu	88	10 871	1 584	67 696

I.3. IMPOR MENURUT KOMODITI / IMPORT BY HS COMMODITY
***** MARET/MARCH 2011 *****

H S	Uraian Komoditi Commodity Description	Berat Bersih / Net Weight (Kg)		Nilai / Value C.I.F (US\$)	
		Bulan ini	Kumulatif	Bulan ini	Kumulatif
		Current Month	Cum.Jan. to date	Current Month	Cum.Jan. to date
7607199000	Oth than foil aluminium alloy A1075/a3903 not back,oth than roll	323 486	880 647	3 032 725	7 277 162
7607204000	Aluminium foil backed for imitationgold or silver	4 848	5 068	20 493	26 339
7607209010	Aluminium foil laquer coated (white orof thickness >0,05 mm or <	221 558	508 278	2 099 032	6 260 024
7607209090	Oth.aluminium foil, backed,thickness <=0.2 mm	323 866	657 379	1 630 250	3 519 922
7608100000	Aluminium tubes and pipes ofaluminium, not alloyed	35 786	87 944	169 250	426 120
7608200000	Aluminium tubes and pipesof aluminium alloys	104 915	373 273	734 239	2 418 726
7609000000	Aluminium tube or pipe fittings (forexample, coupling,elbows,slee	32 376	145 668	616 824	1 786 948
7610100000	Alum. structures for doors, windows &their frames and thresholds	73 734	310 531	385 987	1 034 100
7610901000	Oth alum. structures for bridges andbridge section, towers, lattice	380	907	8 260	11 152
7610909000	Other aluminium structures	384 436	1 351 465	485 279	2 481 734
7611000000	Aluminium reservoirs, tanks, vats andsimilar containers for any ma	5 578	11 070	13 590	41 414
7612100000	Alum. collapsible tubular containers	9 167	183 644	163 628	860 257
7612901000	Aluminium casks, drums, cans, boxes andseamless containers for f	38	1 633	63 958	78 114
7612909000	Oth.aluminium casks,drums,cans, boxes& containers, for any mate	401 438	1 284 873	1 982 209	6 229 735
7613000000	Aluminium containers for compressedor liquified gas	8 929	15 165	185 909	230 922
7614101100	Cable with steel core of circularcross section not exceeding 500 m	68 298	673 315	122 840	1 429 130
7614101200	Cable with steel core of crclr crossection > 500 mm but < 1,000 m	46	46	694	694
7614101900	Other cable wth steel core	11 207	24 779	46 059	133 272
7614109000	Other stranded wire with steel core	13 086	416 279	132 186	1 210 525
7614901200	Cable without steel core of circularcross section > 500 mm but < €	33	174	26	93
7614901900	Other cable without steel core	689	1 763	8 610	32 008
7614909000	Other stranded wire without steel core	12 412	28 181	126 310	196 880
7615110000	Pot scourers and scouring or polishingpads,/gloves and the like of	398	530	1 256	1 616
7615190000	Oth table, kitchen/oth householdarticles & parts thereof of aluminir	200 891	760 688	868 386	2 807 756
7615201000	Bedpans, urinals (portable type)and chamber	170	490	2 164	44 109
7615209000	Other sanitary ware and parts thereofof aluminium	12 156	20 883	77 432	103 700
7616101000	Nails of aluminium	3 680	31 011	5 866	40 643
7616102000	Staples and hooks of aluminium	57 456	119 626	185 171	432 992
7616109000	Tacks, rivets,cotters,cotter pinsand washers of aluminium	72 206	247 008	895 741	2 437 555
7616910000	Other cloth, grill, nettingand fencing, of aluminium wire	84 675	138 532	50 109	392 213
7616992000	Ferrules for use in the manufactureof pencils	10 509	24 565	109 469	284 031
7616993000	Alum.slugs, round, of such dim. thatthe thick<one tenth of the di	111 393	264 511	271 728	740 148
7616994000	Bobbins, spools, reels and similarsupports for textile yarn	34 122	70 989	85 291	203 346
7616996000	Latex spouts and latex cups	328	328	7 883	7 883
7616999010	Venetian blinds	9 320	31 702	61 134	200 444
7616999090	Other articles of aluminium	371 019	1 242 027	3 272 880	9 013 385
7801100000	Refined lead	6 354 976	14 011 443	16 451 423	35 632 808
7801910000	Oth unwrought lead&containing by wgtantimony as the principal c	3 456 875	8 912 246	7 956 702	20 475 495
7801991000	Oth unwrought lead&containing by wgtunrefined	626 475	2 564 500	1 540 791	5 943 190
7801999000	Oth unwrought lead&containing by wgt	297 978	745 152	892 138	2 215 501
7804110000	Sheets, strip and foilof a thickness < 0,2 mm	655	1 563	7 475	20 876
7804190010	Lead embossed, cut to shape, perfortd,coated,printed, backed, rei	4 181	8 085	217 785	520 577
7804190090	Oth.lead plates, sheets, strip andfoil, lead	81 184	154 740	611 562	1 528 167
7804200000	Powders and flakes	49 212	74 634	34 587	43 321
7806002000	Other articles of lead,bars,rods,profiles and wire	1 964	6 170	111 031	349 697
7806003000	Other articles of lead,tubes,pipesand tube or pipe fittings (for	183 804	280 194	260 217	397 754
7806009010	Lead wool,washers,electro-plating anodes	160	5 425	543	16 282
7806009090	Other articles of lead	4 841	9 121	52 764	166 024
7901110000	Zinc not alloyed containingby weight 99.99% or more of zinc	6 319 981	14 571 341	16 102 473	35 469 611
7901120000	Zinc not alloyed containingby weight < 99.99% of zinc	3 370 522	9 317 218	8 432 166	22 602 435
7901200000	Zinc alloys	1 209 093	3 264 880	3 050 847	8 149 295
7903100000	Zinc dust	98 622	234 265	296 826	695 660
7903900000	Zinc powders and flakes	85 289	254 221	410 915	1 036 298
7904000010	Zinc wire,bars,rods,not surface treated	34 491	57 724	83 983	159 019
7904000090	Zinc profiles	128	33 729	600	361 015
7905001010	Zinc plates, sheets, strip not surfacetreated	687 013	925 524	908 975	1 332 640
7905001020	Zinc plates, sheets, strip surfacetreated	41 955	80 148	14 089	31 504
7905002010	Zinc foil not surface treated	15 200	20 879	20 233	30 475
7907003000	Gutters, roof capping, skylight frames& oth fabricated building co	9 632	138 856	35 180	112 547
7907004000	Zinc tubes, pipes,tube, pipe fittings(cuoplings, elbows, sleeves)	3 519	37 626	14 255	64 694
7907009010	Electro-plating anodes; stencil plates	255 045	483 015	757 027	1 403 538
7907009020	Domestic articles and parts thereof	32 165	36 415	83 497	87 823
7907009090	Oth articles of zinc oth than domestic	148 721	556 901	697 131	1 525 074
8001100000	Tin, not alloyed	147	9 113	15 564	65 699
8001200000	Tin alloys	31 638	74 733	983 269	2 666 166
8003000000	Tin bars, rods, profiles and wire.	64 315	246 134	1 330 198	4 559 568
8007002000	Other articles of tin, sheets and strip,Plates, thickness > 0,2mm	1 327 333	2 630 372	1 683 473	3 465 436
8007003000	Tin-foil (whether or not printed or backper),thick < 0,2 mm,powde	0	2 749	0	10 273
8007004000	Tin-Tubbes, pipes and tube or pipe fitti(for example, couplings, elb	2	744	16	3 822
8007009090	Other articles of tin	38 164	60 601	174 434	286 464
8101100000	Tungsten (wolfram) powders	4 875	6 312	221 101	253 004

I.3. IMPOR MENURUT KOMODITI / IMPORT BY HS COMMODITY
***** MARET/MARCH 2011 *****

HS	Uraian Komoditi Commodity Description	Berat Bersih / Net Weight (Kg)		Nilai / Value C.I.F (US\$)	
		Bulan ini	Kumulatif	Bulan ini	Kumulatif
		Current Month	Cum.Jan. to date	Current Month	Cum.Jan. to date
8101940000	Unwrought tungsten, including bars and rods obtained simply by sintering	184	297	33 503	44 566
8101960000	Tungsten wire	9 544	29 294	340 315	1 095 736
8101990010	Tungsten bars and rods, other than those obtainable by sintering, profiles	579	600	55 702	62 557
8101990090	Other tungsten (wolfram)	2 071	3 366	30 054	101 078
8102100000	Molybdenum powders	151	202	15 984	21 446
8102940000	Unwrought molybdenum, including bars and rods obtained simply by sintering	0	49	0	280
8102950000	Molybdenum bars and rods, other than those obtainable simply by sintering, profiles	0	611	0	7 006
8102960000	Molybdenum wire	755	5 750	94 700	204 596
8102990000	Other molybdenum	23	97	1 594	3 140
8103200000	Unwrought tantalum, including bars and rods obtainable simply by sintering	74	218	67 306	198 102
8103900000	Other tantalum	436	442	10 625	11 362
8104110000	Unwrought magnesium containing at least 99.8 % by weight of magnesium	190 875	504 300	604 249	1 626 225
8104190000	Other unwrought magnesium	10 314	23 895	20 285	50 960
8104300000	Magnesium raspings, turnings & granules, graded according to size;	10 057	25 110	86 980	186 924
8104900000	Other magnesium	3 850	7 832	15 300	29 950
8105201000	Unwrought cobalt	0	5 000	0	184 650
8105209000	Mattes cobalt; cobalt powders	8 350	22 350	311 138	689 043
8105900000	Other cobalt mattes	883	3 039	53 751	109 785
8106009000	Other bismut	1 989	1 989	40 529	40 529
8107200000	Unwrought cadmium, powders	0	4	0	1 038
8107900000	Other cadmium	0	31	0	2 095
8108200000	Unwrought titanium; powders	0	150	0	559
8108300000	Titanium waste and scrap	1	2	2	4
8108900000	Other titanium	143 667	178 511	3 264 822	4 254 821
8109200000	Unwrought zirconium; powders	400	1 400	5 826	26 716
8109900000	Other zirconium	1 630	2 279	7 537	15 704
8110100000	Unwrought antimony; powders	46 542	48 756	670 066	695 509
8111000000	Manganese and articles thereof, including waste and scrap.	0	2 000	0	8 700
8112120000	Unwrought beryllium; powders	0	9	0	8 007
8112190000	Other beryllium	516	4 539	25 845	144 704
8112210000	Unwrought chromium; powders	16 121	40 915	281 476	348 876
8112290000	Other Chromium	0	944	0	34 580
8112990000	Other thallium	0	37	0	729
8201100000	Spades and shovels	6 592	20 339	7 284	22 339
8201200000	Forks	4 095	4 117	3 292	3 793
8201301000	Hoes (mammooties) and rakes	0	37 400	0	40 165
8201309000	Mattocks and picks	37	9 542	697	11 853
8201400000	Axes, bill hooks and similar hewing tools	98	394	3 023	10 256
8201500000	Secateurs & similar one-handed pruners and shears (including pruning shears)	7 002	21 207	9 649	33 495
8201600000	Hedge shears, two-handed pruning shears and similar two-handed shears	0	655	0	1 125
8201900000	Other hand tools of a kind used in agriculture, horticulture or forestry	3 086	6 464	35 934	45 986
8202100000	Hand saws	85 460	457 257	196 176	723 879
8202200000	Band saw blades	77 295	195 532	535 247	1 429 656
8202310000	Circular saw blades with working part of steel	21 021	59 727	152 694	403 081
8202390000	Other circular saw blades, including parts	53 068	190 310	142 647	364 171
8202400000	Chain saw blades	110 738	240 620	512 216	862 562
8202910000	Straight saw blades for working metal	3 235	15 882	22 439	44 284
8202991000	Straight saw blades	1 844	11 557	34 299	164 400
8202999000	Other saw blades	113 114	249 267	271 157	723 224
8203100000	Files, rasps and similar tools	46 424	173 660	98 084	293 134
8203200000	Pliers (including cutting pliers), pincers, tweezers and similar tools	162 744	897 566	479 461	1 760 478
8203300000	Metal cutting shears and similar tools	27 332	130 826	223 010	817 672
8203400000	Pipe-cutters, bolt croppers, perforating punches, and similar tools	16 952	64 649	99 111	389 780
8204110000	Hand operated spanners and wrenches - adjustable	363 358	1 242 128	758 711	2 309 715
8204120000	Hand operated spanners and wrenches - adjustable	175 974	687 453	884 354	2 494 663
8204200000	Interchangeable spanner sockets, with or without handles	69 676	344 433	408 859	1 259 223
8205100000	Drilling, threading or tapping tools	31 781	144 650	218 695	870 104
8205200000	Hammers and sledge hammers	274 343	1 444 315	767 888	2 766 009
8205300000	Planes, chisels, gouges and similar cutting tools	46 459	435 044	58 339	558 754
8205400000	Screwdrivers	119 654	592 304	249 495	1 165 627
8205511000	Flat irons	19	85	59	1 585
8205519000	Other household tools	3 831	20 848	84 183	249 054
8205590000	Other hand tools, other than household tools	281 559	1 071 981	1 350 515	3 448 953
8205600000	Blow lamps	7	564	248	3 566
8205700000	Vices, clamps and the like	208 589	568 503	1 419 488	2 911 882
8205800000	Anvils; portable forges; hand-/pedal-operated grinding wheels with flanges	896	12 636	58 973	149 312
8205900000	Sets of articles of two or more of the foregoing subheadings	52 501	150 345	333 125	841 412
8206000000	Tools of two or more of the headings 82.02 to 82.05 put up in sets for retail sale	236 556	543 877	1 376 635	2 895 932
8207130000	Rock drilling or earth boring tools with working part of cermet	3 037	15 134	88 667	483 353
8207190000	Other rock drilling or earth boring tools, including parts	153 148	406 443	5 184 250	14 405 709
8207200000	Dies for drawing or extruding metal	108 024	213 697	4 461 470	15 382 856

I.3. IMPOR MENURUT KOMODITI / IMPORT BY HS COMMODITY
***** MARET/MARCH 2011 *****

HS	Uraian Komoditi Commodity Description	Berat Bersih / Net Weight (Kg)		Nilai / Value C.I.F (US\$)	
		Bulan ini	Kumulatif	Bulan ini	Kumulatif
		Current Month	Cum.Jan. to date	Current Month	Cum.Jan. to date
8207300000	Tools for pressing, stamping or punching	111 334	424 097	2 462 970	7 884 335
8207400000	Tools for tapping or threading	13 042	65 666	1 263 685	3 478 995
8207500000	Tools for drilling, other than for rock drilling	59 093	279 426	1 459 619	3 993 057
8207600000	Tools for boring or broaching	21 722	52 480	752 297	1 459 897
8207700000	Tools for milling	6 938	24 668	548 627	1 434 037
8207800000	Tools for turning	12 214	52 443	646 136	2 019 438
8207900000	Other interchangeable tools	63 533	211 245	2 217 163	7 584 370
8208100000	Knives and cutting blades for metal working	10 999	37 197	547 522	1 475 906
8208200000	Knives and cutting blades for wood working	94 283	290 297	778 145	2 199 439
8208300000	Knives & cutting blades for kitchen appliances for mach. used by the food	5 076	5 569	61 449	64 735
8208400000	Knives & cutting blades for agricultural, horticultural or forestry ma	908	22 573	13 459	78 946
8208900000	Other knives and cutting blades	120 226	461 346	2 292 159	5 550 548
8209000000	Plates, sticks, tips and the like for tools,	786 761	844 582	1 588 334	2 380 866
8210000000	Hand-operated mechanical appliances, weighing	136 379	320 584	119 798	380 459
8211100000	Knives with cutting blades, serrated or not and sets of assorted arti	65 102	139 094	135 153	303 473
8211910000	Table knives having fixed blades	11 473	62 884	53 277	259 377
8211925010	Knives, fix blades, handle of base metal for agricultural, horticultur	392	1 260	17 360	78 493
8211925090	Knives, fix blades, handle other than metal for agricultural, horticultur	2 074	17 289	3 791	32 053
8211929010	Flick or spring knives; hunting, diving and scouts knives, pen knives; b	754	2 113	3 977	16 164
8211929020	Other knives having fixed blades with handle of base metal	833	1 767	5 987	15 542
8211929090	Other knives having fixed blades with handle other than base metal	640	35 786	28 274	116 194
8211932010	Knives, other than fixed blades, with handle base metal, for agricultur	17	17	88	88
8211932090	Knives, other than fixed blades, handle other than metal, for agricultur	1	89	5	2 491
8211939010	Knives having other than fixed blades with handle of base metal	320	777	600	1 839
8211939090	Knives having other than fixed blades, with handle other than base m	4 557	18 199	42 625	101 362
8211940000	Blades with handle of base metal	31 249	52 387	99 363	417 652
8211950000	Knives with handles of base metal	8 644	22 849	51 075	149 586
8212100000	Razors	24 436	46 195	212 712	299 501
8212201000	Safety razor blades with double-edged razor blades	125 698	308 237	1 897 011	6 255 791
8212209000	Other razors and razor blades	6 480	77 591	17 707	340 814
8212900000	Other parts of razors and razor blade	4 898	5 215	35 116	41 385
8213000000	Scissors, tailors' shears and similar shears,	85 921	421 836	197 232	790 074
8214100000	Pen knives, letter openers, erasing knives, pencil sharpeners and blade	27 032	216 020	94 896	492 067
8214200000	Manicure or pedicure sets and instruments	37 111	142 590	109 068	395 407
8214900000	Other articles of cutlery	21 752	74 665	46 975	165 492
8215100000	Spoons, forks, ladles, skimmer, cake serv. & fish knives sets of assorte	342	28 078	2 227	56 988
8215200000	Similar kitchen and tableware, other sets of assorted articles	114 415	331 650	147 299	457 063
8215910000	Similar kitchen and tableware plated with precious metal	1	397	2	185
8215990000	Other similar kitchen and tableware	174 337	1 160 183	609 383	2 330 191
8301100000	Padlocks	194 266	1 164 354	634 127	2 130 774
8301200000	Locks of a kind used for motor vehicles	165 653	486 578	1 996 453	5 355 769
8301300000	Locks of a kind used for furniture	222 931	846 169	270 259	1 097 703
8301400000	Other locks	399 219	1 958 323	1 153 380	4 395 246
8301500000	Clasps and frames with clasps, incorporating locks	10 416	44 426	126 676	344 762
8301600000	Parts of padlocks and lock	215 177	1 228 680	2 931 713	8 034 787
8301700000	Keys presented separately	3 495	22 950	28 191	92 837
8302100000	Hinges	891 445	4 035 286	1 428 347	5 812 734
8302200000	Castors	306 501	1 020 660	464 280	1 523 342
8302300000	Other mountings, fittings and similar articles suitable for motor vehic	429 481	1 199 263	3 005 758	8 022 381
8302413010	Hasps; suitable for buildings suitable for building	48 484	474 035	48 887	460 521
8302413090	Bolts, hooks, eyes and staples suitable for building	76 534	228 310	127 880	328 877
8302419000	Other mountings suitable for building	489 550	1 983 119	965 016	3 388 299
8302421000	Bolts and hasps suitable for furniture	4 831	36 304	25 142	108 112
8302429000	Other Mounting; suitable for furniture	677 660	3 096 379	1 750 574	6 441 481
8302491000	Mounting of a kind suitable for saddlery	317	20 102	21 045	131 059
8302499000	Other mounting; other than of a kind suitable for saddlery	276 463	973 831	764 837	2 243 856
8302500000	Hat-racks, hat-pegs, brackets and similar fixtures	91 135	311 385	397 347	1 063 368
8302600000	Automatic door closers	65 223	158 338	204 560	861 473
8303000000	Armoured/reinforced safes, strong-boxes and doors and safe depos	214 741	774 711	464 985	1 638 279
8304001000	Filing cabinets or card-index cabinets	21 641	83 242	25 427	114 462
8304002000	Office or desk equipment of copper or of lead	110	62 805	212	353 244
8304009000	Other similar office or desk equipment	152 575	429 841	472 040	1 715 749
8305101000	Fittings for double loop wire binders double loop wire binders	50 962	144 251	118 798	394 915
8305109000	Fittings for loose-leaf binders or files other than double loop wire bin	33 789	245 441	129 310	346 210
8305200000	Staples in strips	149 999	510 384	187 715	653 745
8305900000	Letter coners, paper clips, indexing tags office articles	185 046	537 211	643 762	1 671 645
8306101000	Bells for cycles	6 170	37 053	5 986	45 294
8306109000	Bells, gongs and the like, other than of copper	4	4 335	75	12 527
8306210000	Statuettes and other ornaments plated with precious metal	0	3 439	0	25 912
8306291000	Statuettes and other ornaments, of copper or lead	827	1 131	3 001	3 561
8306299000	Statuettes and other ornaments, of other than copper or lead	1 255	24 037	4 973	104 071

I.3. IMPOR MENURUT KOMODITI / IMPORT BY HS COMMODITY
***** MARET/MARCH 2011 *****

HS	Uraian Komoditi Commodity Description	Berat Bersih / Net Weight (Kg)		Nilai / Value C.I.F (US\$)	
		Bulan ini	Kumulatif	Bulan ini	Kumulatif
		Current Month	Cum.Jan. to date	Current Month	Cum.Jan. to date
8306301000	Photograph, picture or similar frames;mirrors : of copper	2 240	4 955	6 749	12 359
8306309000	Photograph, picture or similar frames;mirrors : of oth than copper	17 525	60 102	40 702	145 456
8307100000	Flexible tubing of base metal, withor without fitting of iron or steel	98 265	395 791	861 865	2 354 554
8307900000	Flexible tubing of base metal, with orwithout fitting of other base	2 597	21 656	93 017	368 616
8308100000	Hooks,eyes&eyelet o base metal of a k.used f cloth,footwear,awni	348 807	820 090	3 024 611	7 620 983
8308200000	Tubular/bifurcated rivets of bs metalof a kind used for clothing,for	32 607	75 623	510 915	1 182 282
8308901000	Beads of base metal	37 217	82 535	241 226	899 373
8308902000	Spangles of base metal	11 810	20 740	167 939	271 910
8308909000	Other clups and parts	326 257	1 082 927	2 844 248	7 678 868
8309100000	Crown corks of packing accessoriesof base metal	100	3 851	869	8 341
8309901000	Capsules for bottles of base metal	7 668	14 576	51 907	106 741
8309902000	Top ends of alum. cans of base metal	396 197	823 499	1 905 413	4 299 818
8309903000	Other caps for cans of base metal	248 398	540 499	706 679	1 632 755
8309904000	Bungs for metal drums; bung covers;seals;case corner protectors	46 897	91 023	217 186	475 245
8309905000	Oth packing accessories, of aluminium	18 857	107 795	317 338	1 253 708
8309909000	Oth packing accessories, of base metal	165 149	402 533	1 230 199	3 676 758
8310000000	Sign , name, address and similar plates,numbers, and oth symbols,	16 014	51 622	267 512	709 700
8311101000	Coated electrodes of base metal,for electric arc-welding : In rolls	824 558	1 909 371	1 711 458	4 046 624
8311109000	Coated electrodes of base metal,for electric arc-welding, In oth th:	2 474 856	5 532 450	3 733 547	8 799 960
8311201000	Cored wire of base metal, for electric arc-welding : In rolls	579 405	1 480 608	1 094 110	2 901 174
8311209000	Cored wire of base metal, for electric arc-welding : In oth than roll	89 438	340 473	320 119	1 203 469
8311301000	Coated rods &core wire of base metalfor sold,braz/welding by flar	680 418	1 710 584	2 296 697	5 827 503
8311309000	Coated rods & core wire, base metal,for sold,braz/weld by flame in	1 156 505	1 936 732	2 575 695	5 842 112
8311900000	wire and rods, of agglomerated basemetal powder, used for metal	240 746	450 981	1 477 651	2 582 051
8401100000	Nuclear reactors	26 101	26 101	124 397	124 397
8401300000	Fuel elements (cartridges),	0	832	0	7 537
8401400000	Parts of nuclear reactors	130	171	2 523	4 142
8402111000	Watertube boiler electric with a steamproduction exceeding 45 to	772 447	1 261 758	1 842 725	4 339 599
8402112000	Watertube boiler not electric with asteam production exceeding 4	87 907	100 227	91 354	227 716
8402121100	Watertube boilers elect. with a steam15 tons <= steam prod.< 45t	784 313	1 076 543	2 156 784	2 930 501
8402121900	Watertube boilers electric with asteam prod < 15 tons /hours	701 634	948 848	1 259 444	2 081 712
8402122900	Watertube boilers not electric with a15 tons <= steam prod.< 45to	0	16 884	0	53 176
8402191900	Oth vapour elect generating boilers,inclhybrid boilers, steam prod:	0	53 833	0	684 326
8402192100	Oth not-elect generating boilers,inclhybrid boilers, steam prod >15	91 220	91 220	132 537	132 537
8402192900	Oth not-elect generating boilers,inclhybrid boilers, steam prod<=1	1 334	118 293	20 272	423 033
8402202000	Electric super heated water boilers not electrically operated	681	690	1 656	1 995
8402901000	Boiler bodies or shellsgenerating boilers	448 326	814 426	2 036 845	2 588 049
8402909000	Other parts of steam or other vapourgenerating boilers	675 979	5 038 325	1 605 808	20 928 477
8403100000	Boilers of central heating boilers otherthan those of heading 84.02	219 227	601 252	890 215	3 775 450
8403901000	Boiler bodies or shells central heatingboilers oth than those of hea	0	1 632	0	11 387
8403909000	Other part of central heating boilersoth than those of heading 84.(145 153	196 603	220 487	465 817
8404101010	Soot remover for use with boilers ofheading 84.02	82	4 379	305	60 768
8404101090	Oth auxiliary plant for use with boilersof heading 84.02	3 070 708	6 810 669	14 960 460	30 241 157
8404102000	Oth auxiliary plant for use with boilersof heading 84.03	0	8 283	0	80 442
8404200000	Condensers for steam orother vapour power units	26 882	235 010	168 723	11 846 295
8404901100	Boiler bodies or shellsof goods of subheading 8404.10.10 :	31	31	1 165	1 165
8404901900	Part oth than boiler bodies or shellsof goods of subheading 8404.1	0	12	0	2
8404902900	Part oth than boiler bodies or shellsof goods of subheading 8404.1	22 100	22 100	74 620	74 620
8404909000	Other parts of auxiliary machineryfor use with boilers	463 784	1 197 709	1 010 581	7 872 170
8405100000	Producer gas/water gas generators,withor without purifiers; acety	3 338	417 996	23 230	1 978 136
8405900000	Parts of producer gasor water generators	1 744	17 815	25 248	155 727
8406100000	Turbines for marine propulsion	225	12 652	15 439	1 081 952
8406810000	Turbines oth than marine propulsionof an output exceeding 40 MW	2 065 009	6 505 253	6 830 500	26 896 243
8406820000	Turbines oth than marine propulsionOf an output not exceeding 40	73 335	432 475	1 772 281	6 828 868
8406900000	Parts of steam turbines and parts	156 972	866 526	2 964 301	13 753 558
8407100000	Spark-ignition rcprctg piston enginesfor aircraft	7 263	26 185	1 207 676	5 278 378
8407210000	Outboard motors, marine propulsion engines	128 697	273 689	3 843 439	7 359 814
8407291000	Spark-ignition rcprctg piston engn foroth marine prop egn, output	128 116	481 690	390 558	2 075 063
8407299000	Spark-ignition rcprctg piston engn foroth marine prop egn, output	5 420	19 931	41 602	85 204
8407310000	Reciprocating piston engine of vichileof chapter 87 ,capacity <=50	8 013	8 316	4 358	15 134
8407320000	Reciprocating piston engine of vichileof chapter 87 ,50cc< capacity	242 335	731 241	1 899 613	5 978 095
8407330000	Reciprocating piston engine of vichileof chapter 87 ,250cc< capaci	170	673	4 934	7 119
8407341000	Piston engine for pedestrian controlledtractors, cylinder capacity <=	10 918	16 377	258 136	385 916
8407342000	Reciprocating piston engine of vichileof heading 87.01	50	406	408	7 174
8407343000	Spark ignition rcprctg piston engn of acyl.capa exc.1000 cc for vhc.	3 113	14 853	65 100	389 526
8407349000	Piston engn of a capacity exc. 1000 ccoth for tractors,vhc.of hd 87	1 583 203	4 335 470	10 826 323	28 044 111
8407901000	Oth spark-ignition recipro pist engineof a power not exceeding 18.6	787 903	2 084 104	3 084 264	7 937 889
8407902000	Oth spark-ignition recipro pist enginepower > 18.65 kw and <= 22.	24 027	37 250	94 270	157 336
8407909000	Oth spark-ignition recipro pist engineof a power > 22.38kw (30hp)	161 133	414 778	426 172	1 059 356
8408104000	Comprss-igntn piston eng.for marinepropulsion of a power not exc	517 320	1 456 012	1 757 299	7 482 784
8408109000	Comprss-igntn piston eng.for marinepropulsion of a power exceed	104 352	281 718	1 383 702	5 201 894

I.3. IMPOR MENURUT KOMODITI / IMPORT BY HS COMMODITY
***** MARET/MARCH 2011 *****

H S	Uraian Komoditi Commodity Description	Berat Bersih / Net Weight (Kg)		Nilai / Value C.I.F (US\$)	
		Bulan ini	Kumulatif	Bulan ini	Kumulatif
		Current Month	Cum.Jan. to date	Current Month	Cum.Jan. to date
8408201100	Comprss-igntn piston engines for vhcls8701.10, output <= 60 kw	305	5 769	333	5 345
8408201200	Comprss-igntn piston eng oth for vhcls8701.10, output <= 60kw,fu	104 311	575 354	117 264	747 724
8408201900	Comprss-igntn piston engines for vhcls0th 87,not fully assemble,oi	390	6 731	837	5 755
8408209100	Comprss-igntn piston engines for vhcls8701.10, oth output not exc	3	21 419	446	874 708
8408209200	Comprss-igntn piston eng oth for vhcls8701.10,oth.output <= 60kv	786 441	2 303 960	13 365 854	37 599 366
8408209900	Comprss-igntn pist engines oth for vhcl8701.10,oth.output <= 60k	168 549	494 725	1 682 396	4 472 364
8408901010	Comprss-igntn piston engn for earth movemach. of an output not	8 828	9 474	23 728	25 734
8408901020	Comprss-igntn piston engn,railway loc/tramway vhc.of output not	341	3 156	208	124 423
8408901090	Compr-ign piston engn oth for earth movemach,railway loc.output	1 248 100	3 069 543	2 257 628	4 850 351
8408905010	Comprss-igntn piston engn for earth movemach. of an output exc.	287 341	994 783	4 844 264	16 406 632
8408905090	Compr-ign piston engn oth.for earth movemach,railway loc. an ou	236 534	647 687	2 441 391	7 131 319
8408909100	Compr-ign piston eng for earth move machoth.an output>100kw,	102 370	264 536	1 652 579	4 485 641
8408909900	Comp.ign.piston eng.oth,earth move machrail loc. oth output exc.	2 153 095	4 921 806	2 493 335	6 026 200
8409100000	Parts suitable for aircraft engines	9 976	10 562	380 852	397 963
8409911100	Carburettors & parts thereof for earthmoving machinery, spark-igi	21 912	44 974	233 636	605 257
8409911200	Cylinder blocksfor earth mov machinery,spark-ignition	21 253	38 190	219 995	402 841
8409911300	Cylinder linersfor earth mov machinery,spark-ignition	3 807	7 626	57 246	119 306
8409911400	Heads and head coverfor earth machinery,spark-ignition	12 172	36 072	249 192	567 889
8409911500	Pistons for earth mov machinery,spark-ignition	30 241	97 668	540 944	1 247 177
8409911600	Piston rings,gudgeon pinsfor earth movemachinery, spark-ignition	23 783	34 180	401 842	699 508
8409911900	Oth parts suitable for earthmoving machinery, spark-ignition	7 318	32 916	145 406	507 567
8409912100	Carburettors&part thereof for vhcles of87.01, power =< 22.38 kw,	1 612	2 467	63 031	99 796
8409912200	Cylinder blocks for vehicle of head 87.01power =< 22.38 kw, spark-	6 146	17 842	53 225	141 451
8409912300	Cylnder liners for vehicle of head 87.01power =< 22.38 kw, spark-i	0	1 052	0	2 889
8409912400	Heads and head cover for vhcls of 87.01power =< 22.38 kw, spark-	634	5 032	13 018	142 921
8409912500	Pistons for vehicles of 87.01,power =< 22.38 kw, spark-ign	6 801	11 048	183 075	307 872
8409912600	Piston rings & gudgeon pins for vhcls of87.01,power =< 22.38 kw, :	236	689	1 253	3 682
8409912900	Oths parts suitable for vehicles 8701,power =< 22.38 kw, spark-ign	24 548	34 188	128 324	247 616
8409914100	Carburettors and parts thereoffor vehicles 87.11, spark-ignition	280 332	780 387	12 463 807	34 461 498
8409914200	Cylinder blocks, crank casesfor vhcls 87.11,spark-ignitio	200 630	568 569	2 238 832	5 749 520
8409914300	Cylinder linersfor vehicles 87.11,spark-ignition	73	123	3 843	3 931
8409914400	Heads and head coverfor vehicles 87.11,spark-ignition	114 176	318 929	5 878 461	13 938 715
8409914500	Pistons for vehicles 87.11,spark-ignitio	67 375	169 315	549 853	1 722 019
8409914600	Piston rings and gudgeon pins forfor vehicles 87.11,spark-ignition	21 778	79 479	454 738	1 705 510
8409914900	Oth parts suitable for vehiclesheading 87.11, spark-ignition	357 890	1 089 603	9 995 111	27 497 249
8409915100	Caburettors and parts thereof for othvehicles of chapter 87, spark	61 847	172 634	1 143 700	3 243 936
8409915200	Cylinder blocks, crank cases for othvehicles of chapter 87, spark-ig	1 055 386	2 781 099	10 815 846	28 522 693
8409915300	Cylinder liners for othvehicles of chapter 87, spark-ignition	3 865	15 660	17 127	57 767
8409915400	Heads and head cover for othvehicles of chapter 87, spark-ignition	68 022	267 346	902 479	3 068 501
8409915500	Pistons for oth vehicles of chapter 87,spark-ignition	89 068	236 717	1 456 371	3 775 956
8409915600	Piston rings and gudgeon pins for othvehicles of chapter 87, spark-	52 437	166 039	1 029 200	3 879 086
8409915900	Oth parts suitable for vehicles foroth vehicles 87, spark-ignition	848 553	2 147 902	13 102 420	33 931 883
8409916100	Cyl.block,crank case,marine propul eng,power<= 22.38kw for vssl i	0	8 823	0	20 443
8409916200	Piston for marine propuls eng, power<=22.38 kw for vssls of 89, sp	0	601	0	4 469
8409916300	Oth.for vssls chapt.89,marine propl engof a power <= 22.38 kw, sp	14 079	35 066	952 207	1 350 638
8409916400	Cyl.block,crank cases,marine propls engpower>22.38kw for chapt	742	3 619	38 912	155 814
8409916500	Pistons for marine propuls eng.of power>22.38 kw for vssls of 89,s	565	5 233	43 336	126 060
8409916600	Oth.for chapt.89 for marine propuls eng,of a power>22.38 kw, spa	23 500	74 538	62 172	563 123
8409917100	Carburettors & parts thereof for othengines, spark-ignition	5 923	10 791	49 167	87 767
8409917200	Cylinder block for oth eng,spark-ign	108 021	337 327	172 287	453 233
8409917300	Cylinder liner for oth eng,spark-ign	13 802	34 345	146 076	379 979
8409917400	Heads and head cover for oth engines,spark-ignition	30 147	138 038	217 334	642 519
8409917500	Pistons for oth engines,spark-ignition	52 880	128 821	1 292 115	2 434 763
8409917600	Piston rings and gudgeon pins for othengines, spark-ignition	1 145	3 922	37 341	147 383
8409917900	Oth parts for oth engines,spark-ignition	377 253	1 065 309	2 771 142	8 348 222
8409991100	Carburettors & parts thereof for earthmoving machinery, comp-igi	501	5 009	31 954	186 650
8409991200	Cylinder blocks for earth moving mach,comp-ignition	2 495	8 547	162 430	362 907
8409991300	Cylinder liners for earth moving mach,comp-ignition	846	34 300	17 878	104 888
8409991400	Heads and head cover for earth movingmachinery, comp-ignition	51 080	130 616	1 587 028	3 423 206
8409991500	Pistons for earth moving machinery,comp-ignition	7 163	26 980	166 255	537 724
8409991600	Piston ring & gudgeon pin for earth movemachinery, comp-ignitioi	5 424	20 691	104 737	311 510
8409991900	Oth parts suitable for earthmoving machinery, comp-ignition	140 564	488 397	1 110 672	3 027 182
8409992100	Carburettors&part thereof for vehiclesof 87.01 comp-ignition	37	17 127	1 826	15 998
8409992200	Cylndr blocks for vehicles of 87.01comp-ignition	278	79 884	2 615	72 037
8409992300	Cylndr liners for vehicles of 87.01comp-ignition	255	8 418	1 200	25 919
8409992400	Heads and head cover for vhcls of 87.01comp-ignition	157	5 167	6 513	41 205
8409992500	Pistons for vehicles of 87.01,comp-ignition	0	373	0	10 844
8409992600	Piston ring&gudgeon pin for vhcls of87.01 comp-ignition	63 626	71 130	31 040	34 070
8409992900	Oths parts suitable for vhcls 87.01,comp-ignition	96	79 903	2 874	142 502
8409994100	Caburettors and parts thereof for othvehicles of chapter 87, comp	178 677	384 639	2 393 567	5 037 871
8409994200	Cylinder blocks for oth vhcls of chapt87, comp-ignition	313 279	734 500	4 226 917	9 724 660

I.3. IMPOR MENURUT KOMODITI / IMPORT BY HS COMMODITY
***** MARET/MARCH 2011 *****

HS	Uraian Komoditi Commodity Description	Berat Bersih / Net Weight (Kg)		Nilai / Value C.I.F (US\$)	
		Bulan ini	Kumulatif	Bulan ini	Kumulatif
		Current Month	Cum.Jan. to date	Current Month	Cum.Jan. to date
8409994300	Cylinder liners for oth vehicles ofchapter 87,comp-ignition	11 030	55 482	171 174	461 095
8409994400	Heads and head cover for vehicles ofchapter 87,comp-ignition	214 460	504 895	3 087 078	6 816 433
8409994500	Pistons for oth vehicles ofchapter 87,comp-ignition	36 344	167 659	407 335	1 303 986
8409994600	Pistons ring & gudgeon pins for vhcls ofchapter 87, comp-ignition	51 219	127 603	1 268 279	3 476 141
8409994900	Oth parts suitable for vehicles foroth vehicles 87, comp-ignition	1 086 636	2 482 929	14 780 331	35 724 505
8409995100	Cyl.block,crank case,marine propuls.eng,power<= 22.38kw for vssl	0	66	0	290
8409995200	Piston for marine propul eng of power<=22.38 kw for vssls of 89,cr	0	11	0	28
8409995300	Oth.for vssls chapt.89,marine propul engof a power<= 22.38 kw, cr	1 792	8 696	15 035	47 273
8409995400	Cyl.block,crank cases,marine propuls engof power>22.38kw for vs	130	4 110	3 813	35 648
8409995500	Pistons for marine propuls eng.of power> 22.38 kw for vssls of 89,	10 217	11 867	294 739	305 872
8409995600	Oth.for vssls,chap89,marine propuls engof a power>22.38 kw, con	7 210	405 205	84 136	1 243 684
8409996100	Carburettors & parts thereof for othengines, comp-ignition	23 831	32 522	126 093	204 594
8409996200	Cylinder blocks for oth engines,comp-ignition	7 334	27 953	113 734	250 805
8409996300	Cylinder liners for oth engines,comp-ignition	38 856	101 934	549 436	891 230
8409996400	Heads and head cover for oth engines,comp-ignition	53 596	1 991 848	2 466 416	4 147 714
8409996500	Pistons for oth engines, comp-ignition	27 101	87 788	669 248	1 110 493
8409996600	Piston rings and gudgeon pins for othengines, comp-ignition	11 962	43 480	19 176	515 761
8409996900	Oth parts for oth engines,comp-ignition	508 184	1 651 527	6 836 082	22 401 403
8410110000	Hydraulic turbine&water wheels of power<= 1,000 kw	16 780	101 577	57 587	453 771
8410130000	Hydraulic turbines and water wheels ofa power exceeding 10,000	0	7 301	0	1 062 190
8410900000	Parts hydraulic turbines, water wheels,including regulators	17 696	28 086	185 852	1 643 737
8411120000	Turbo-jets of a thrust exceeding 25 kn	0	7 287	0	532 653
8411210000	Turbo-propellers of a power not exceed1,100 kw	10 770	73 567	339 025	1 006 066
8411220000	Turbo-propellers of a power exceeding1,100 kw	1	851	2	42 102
8411810000	Oth gas turbines of a power not exceed5,000 kw	12 300	16 187	1 553 420	2 653 841
8411820000	Oth gas turbines of a power exceeding5,000 kw	62 850	360 041	3 200 000	12 897 714
8411910000	Parts of turbo-jets/turbo-propellers	857	2 570	41 819	799 668
8411990000	Oth parts of gas turbines	159 356	426 386	20 952 956	40 707 086
8412100000	Reaction engines oth than turbo-jets	7 880	10 064	39 089	66 265
8412210000	Hydraulic power engines and motorswith linear acting (cylinders)	79 444	317 685	1 269 772	4 326 368
8412290000	Oth hydraulic powerengines and motors	250 723	850 097	3 040 954	10 445 556
8412310000	Linear act (cylinders), for pneumaticpower engines and motors	7 165	21 756	298 143	873 079
8412390000	Oth linear acting (cylinders) forpneumatic power engines and mot	41 027	91 470	430 508	883 515
8412800000	Oth engines and motors	1 110 020	1 235 765	2 168 865	5 879 813
8412901000	Parts of reaction engines of subhead8412.10.00	18	364	394	20 910
8412909000	Oth parts of power engines & motors	164 626	413 046	2 307 328	8 437 805
8413110000	Pump fitted/design to a measu device fordispnsng fuel/lubric,usec	62 491	125 230	634 960	1 599 584
8413191000	Pumps fitted/Designed to a measuringdevice electrically operated	127 864	487 263	2 023 172	5 843 345
8413192000	Pumps fitted/Designed to a measuringdevice and not electrically o	7 377	35 062	174 688	494 565
8413201000	Water pump for hand pump,oth than thoseof subheading 8413.11	19 043	38 120	32 917	147 261
8413209000	Oth hand pumps, oth than thoseof subheading 8413.11or 8413.19	20 551	97 836	89 134	764 934
8413301100	Fuel,lubric.,cool medium pump,earth movemach/motor vhcle, rec	366 772	945 961	14 429 847	37 102 243
8413301900	Fuel,lubric.,cool medium pump,earth movemach/motor vhcl,not r	814 842	2 271 911	13 270 300	34 945 142
8413309100	Oth fuel,lubric,cool medium pumps,intercombust piston eng recip	17 966	195 285	478 831	3 644 142
8413309900	Oth fuel,lubric,cool medium pumps,intercombust piston eng oth re	176 462	466 921	2 872 102	7 830 806
8413401000	Concrete pumps, electrically operated	5 921	16 475	42 229	199 060
8413402000	Concrete pumps, not electric operated	13	31 238	660	67 413
8413501000	Oth reciprocating positivedisplacement pumps, electric operated	77 037	177 822	1 205 906	3 918 476
8413502000	Oth reciprocating positivedisplacement pumps,not electric operat	182 360	275 647	4 817 107	6 095 734
8413601000	Oth rotary positive displacement pumps, electrically operated	56 883	222 708	365 919	1 371 929
8413602000	Oth rotary positive displacement pumps, not electrically operated	53 222	182 236	738 264	1 269 108
8413701000	Single stage,water pump for belt driveror direct coupling	207 027	1 045 484	811 471	3 360 977
8413702200	Impulse-turbo water pumps of < 100 w&electrically operated for f	132	333	4 847	9 235
8413702900	Impulse-turbo water pumps of a capacity>100w electric operated	435 227	2 242 708	6 765 904	27 732 002
8413703000	Oth centrifugal pumps not electricallyoperated	149 223	384 030	1 246 642	2 146 057
8413811000	Oth pumps, electrically operated	859 355	1 854 157	3 621 971	12 733 390
8413812000	Oth pumps, not electrically operated	540 155	1 467 135	2 297 302	6 237 360
8413821000	Liquid elevators, electrically operated	229 874	731 460	1 201 505	3 462 694
8413822000	Liquid elevators,not electric operated	11 100	158 483	178 264	1 120 711
8413911000	Parts of pumps of subheading 8413.20.10	9 369	25 853	115 919	470 711
8413912000	Parts of pumps of subheading 8413.20.90	15 961	90 636	84 321	206 926
8413913000	Parts of pumps of subheading 8413.70.10	6 300	67 000	199 513	1 014 288
8413914000	Parts of pumps of oth centrifugal pumps	106 494	334 064	1 920 776	4 880 700
8413915000	Parts of oth pumps,electric operated	911 561	3 265 242	4 105 635	16 766 838
8413919000	Parts of oth pumps,not electric operated	203 143	595 661	3 373 862	8 629 472
8413921000	Part of liquid elevator,electric operate	225 607	318 144	190 402	732 372
8413922000	Part of liquid elevators, nonelectrically operated	941	7 844	58 572	117 952
8414101000	Electrically operated, vacuum pumps	77 988	205 734	799 724	2 421 869
8414102000	Not electrically operated, vacuum pumps	179 306	189 999	112 529	300 779
8414201000	Bicycle pump,hand/foot operated air pump	31 498	200 711	51 965	237 727
8414209000	Oth than bicycle pump,hand/foot operatedair pumps	33 227	153 174	176 185	456 537

I.3. IMPOR MENURUT KOMODITI / IMPORT BY HS COMMODITY
***** MARET/MARCH 2011 *****

H S	Uraian Komoditi Commodity Description	Berat Bersih / Net Weight (Kg)		Nilai / Value C.I.F (US\$)	
		Bulan ini	Kumulatif	Bulan ini	Kumulatif
		Current Month	Cum.Jan. to date	Current Month	Cum.Jan. to date
8414301000	Compressor, capacity>21kw/hourhaving displace/revolution >220	701 948	1 610 932	4 247 604	9 048 409
8414309000	Compress,oth.capacity>21kw/hour,have displace/revolution > 22C	3 778 193	9 537 783	14 824 104	38 002 883
8414400000	Air compressors mounted on a wheeledchasis for towing	410 607	1 588 536	3 175 899	7 233 589
8414511000	Table fans & box fan with a self contelectric motor of an output <=	1 233	25 472	17 992	168 256
8414519000	Oth than table fan box fan wth self contelectric motor of an outpu	20 842	116 495	163 993	793 137
8414591000	Oth fans of a capacity <= 125 kw	53 536	182 537	473 543	1 695 473
8414599000	Oth fans oth of a capacity <= 125 kw	66 192	176 755	766 083	2 417 138
8414601000	Hoods having a max horizontal side notexceeding 120 cm, fitted w	37 371	100 688	188 306	470 971
8414609000	Hoods having a max horizontal side notexceed 120 cm,not fitted w	37 936	136 120	228 093	1 036 940
8414801100	Hoods having a maximum horizontal sideexceeding 120 cm, fitted	1 697	5 823	8 448	58 527
8414801200	Hoods having a maximum horizontal side>120cm,not fitt with filte	31 309	86 070	208 224	619 411
8414803000	Free piston generators for gas turbines	24 721	46 438	1 159 902	1 871 814
8414804100	Gas compr modul for use in oil drill oththan those of subhd 84143	3 140	17 625	13 155	2 238 421
8414804200	Oth than gas compres.capacity>21kw/hourdisplace/revolution > 2	59 844	168 849	1 800 223	4 718 180
8414804900	Oth than gas compres,oth capa>21kw/hourhave a displace/revolu	318 060	774 099	5 368 323	11 544 229
8414805100	Electrically operated, air pumps	62 989	203 600	609 885	2 199 279
8414805900	Not electrically operated, air pumps	23 656	26 529	113 063	187 882
8414809110	Electrically operated,blowers & the like	179 587	679 616	2 356 178	7 464 999
8414809190	Electrically operated, oth thanblowers & the like	119 978	539 348	1 498 589	6 149 552
8414809900	Oth air pumps, not electrically operated	18 219	61 357	261 858	1 336 537
8414901100	Parts of pumps/compressors,of electricoperated equipment	271 170	834 346	2 339 730	8 451 258
8414901200	Parts of electric operated equiment ofsub headings 8414.60/8414	153 563	405 300	4 505 199	12 804 617
8414901900	Oth parts of electrically operatedequipment	905 339	2 605 505	2 236 250	6 737 116
8414909100	Parts of non electric operated equip ofsubheading 8414.10, 8414.:	20 514	53 123	107 205	195 476
8414909900	Oth parts of non electrically operatedequipment	157 257	594 509	1 877 206	5 134 283
8415100000	Air conditioning mach, windows/wall typesself-contained,split sys	4 963 517	12 103 257	30 782 952	72 580 140
8415811100	Inc.refri, reversible heat pump,used inaircraft of an output <= 21.1l	37 511	98 509	339 587	737 888
8415811200	Inc.refri,reverse heat pump,used in aircraft ouput>21.10kw,air flo	0	247 403	0	1 142 520
8415811900	Inc.refri,reverse heat pump,used in aircraft oth.of output >21,10k	4 930	8 099	91 231	213 929
8415813000	Inc.refri.reverse heat pump of road invehicles oth those of subhd 8	498	1 369	16 715	52 528
8415819100	Refri.revse heat pump,oth.used aircafrail,road,output>21.10kw,i	8 991	17 968	45 760	99 886
8415819900	Refri.revse heat pump,oth.used aircafrail,road,output>21.10kw,i	14 504	77 118	52 457	456 598
8415821100	Oth,incorp a refrigerat unit of usedaircraft,output>21.10kw,airfl>6	3 816	10 631	7 200	87 008
8415821900	Oth,incorporat.a refri unit of used aircraft oth.output>21.10kw,air	36 299	38 337	796 361	865 338
8415822000	Oth,incorporating.a refrigerating unitof a kind used in railway rolli	0	12 980	0	906 102
8415823000	Oth,incorporat.a refri unit of a kinduse in road vhcle oth.those sub	362	1 783	12 060	47 935
8415829000	Oth,incorporat.refri unit oth.of a kindused in aircraft,railway,road	204 984	692 734	1 206 173	3 879 580
8415831100	Not incorporat.a refri unit of used inaircraft,output>21.10kw,airflv	85	85	7 960	7 960
8415831900	Not inc. a refri unit,used in aircraftoth of output>21.10kw,airflow :	0	182	0	6 090
8415839000	Not incorp a refri unit oth.of a kindused in aircraft,railway,road vel	362 551	941 550	2 086 079	5 075 007
8415901200	Chassis/cabinet,welded&painted,parts ofmachines of an output <=	41 167	76 748	183 025	323 721
8415901900	Oth chassis/cabinet,welded&painted,partof machines of an outpu	286 701	916 406	2 150 381	6 738 631
8415902100	Chassis/cabinet,welded&painted,parts ofmach.of output>21.10 kv	0	246	0	1 230
8415902200	Oth chassis/cabnt,welded&paint,part ofmach.of output>21.10 kw,	24 023	142 434	72 411	284 909
8415902900	Oth.chass/cab,welded&paint,part of machof output>21.10kw,oth	15 905	42 685	85 241	292 349
8415903190	Cab,weld/paint,part of mach output 26.38-52.75kw,airflow>67.96	1 308	11 342	25 294	72 967
8415903200	Oth cabinet,weld/paint,part of mach ofoutput 26.38-52.75kw,air f	35 111	619 490	230 641	8 144 096
8415903390	Cab,weld/paint,part mach output 26.38-52.75kw,oth airflow>67.9	0	2	0	73
8415904190	Chas/cab,weld/paint,part mach a output>52.75kw,airflow>67.96,c	157	157	8 902	8 902
8415904200	Oth chas/cab,weld/paint,part of mach ofoutput > 52.75kw,air flo	138 491	291 284	1 958 727	5 416 919
8415904390	Chas/cab,weld/paint,part mach a output>52,75kw,oth airflow>67.	1 097	14 603	27 260	46 841
8415904900	Chas/cab,weld/paint,part mach output>52,75kw,oth airflow>67.9l	159 929	368 413	1 063 713	2 201 130
8416100000	Furnace burners for liquid fuel	4 614	11 911	128 371	367 834
8416200000	Oth furnace burner,includ combinationburners	109 653	243 477	2 200 895	3 958 018
8416300000	Mechanical stokers,including their mechgrate,mech ash discharg&	28 414	314 645	52 302	1 225 360
8416900000	Parts of furnaces burners for liquid/solid/gas fuel, mechanical stok	78 459	196 414	1 685 735	3 282 990
8417100000	Furnaces & ovens for the roast,melt/othheat treat,of ore,pyrite m	224 242	2 232 772	585 892	9 434 511
8417200000	Bakery ovens,including biscuit oven,nonelectric	62 749	143 196	372 161	650 005
8417800010	Incinerators, non-electric	834	573 813	658	1 047 246
8417800090	Oth than incinerators, non-electric	1 033 039	2 668 040	8 174 045	17 119 347
8417900000	Part furnaces & ovens for the roasting,melting non-electric	1 057 533	1 650 998	5 052 243	8 978 045
8418101010	Household type, comb refrigrtr-freezecapacity < 230 l	218 465	751 576	1 012 814	3 476 752
8418101090	Household type, comb refrigrtr-freezecapacity > 230 l	380 888	1 175 494	1 836 506	5 819 257
8418109000	Comb refrigrtr-freeze fitted with septextrnl doors, oth than house	27 146	191 461	296 049	2 456 551
8418210010	Refrigerator,household typ with comprestype of capacity not exce	73 783	194 330	270 568	701 621
8418210090	Refrigerator,household typ with comprestype of capacity > 230 l	61 701	227 050	338 646	1 203 254
8418290010	Refrigerator,household type oth thancompress type of capacity<=:	21 771	46 357	142 509	240 734
8418290090	Refrigerator,household type oth thancompres type of capacity > 2	4 032	4 904	25 680	71 054
8418300000	Freezer of the chest type, not exceed800 i capacity	308 042	752 322	1 175 710	2 766 419
8418400000	Freezer of the upright type, not exceed900 i capacity	1 040	15 113	12 497	93 670
8418501000	Refrigerating chambers, capacity > 200 l	274 497	608 762	1 250 960	2 648 599

I.3. IMPOR MENURUT KOMODITI / IMPORT BY HS COMMODITY
***** MARET/MARCH 2011 *****

HS	Uraian Komoditi Commodity Description	Berat Bersih / Net Weight (Kg)		Nilai / Value C.I.F (US\$)	
		Bulan ini	Kumulatif	Bulan ini	Kumulatif
		Current Month	Cum.Jan. to date	Current Month	Cum.Jan. to date
8418509000	Refrigerating chambers not exceeding 200capacity	288 176	750 956	1 331 611	3 514 034
8418610000	Heat pump oth than ACmachinesof heading 84.15	8 575	11 880	64 676	89 406
8418691000	Beverage coolers	110 879	424 481	1 005 551	2 992 021
8418692000	Water chillers with a refrigeratingcapacity of 100,000 i/more	61 747	519 797	709 529	4 044 906
8418693000	Drinking water coolers	26 234	319 889	234 014	2 680 464
8418695000	Scale ice-maker units	28 428	53 695	167 924	404 904
8418699000	Oth refrigrt/freez equip,oth than heatpump oth than air condition	245 554	428 931	1 412 380	2 989 297
8418911000	Part for good,sub 8418.(10,21,29,30,40),furniture to refri/freez	35 790	159 586	277 669	1 032 423
8418919000	Oth parts furniture designed to receiverrefrigerat/freezing equipm	48 721	309 561	820 999	2 749 945
8418991000	Evaporators and condensers	469 983	1 127 989	2 288 544	5 824 397
8418992000	Cabinets and doors, welded/painted	375 740	989 951	628 434	2 729 987
8418994000	Aluminium rollbonds for sub 8418.10.10,8418.21, 8418.22 and 84:	36 159	327 812	189 709	1 662 527
8418999000	Oth part refrig & freezers equipmentelectric/oth	696 115	1 915 009	2 327 019	6 351 903
8419111000	Instant gas water heaters,for householdtype, non electric	15 866	50 397	286 205	761 383
8419119000	Instant gas water heaters for oth thanhousehold type, non electric	109 526	140 457	3 225 499	3 489 084
8419191000	Oth instant gas water heaters for household type,non electric	39	74	233	1 354
8419199000	Oth instant gas water heaters for oththan household type,non elei	2 474	18 126	42 616	1 019 361
8419200000	Medical,surgical/laboratory sterilisers	31 935	250 903	2 598 627	11 097 486
8419311010	Evaporators,dryers for agri products,electrically operated	11 610	91 757	60 099	2 680 865
8419311090	Oth.than evaporators,dryers for agriproducts, electrically operater	150 522	256 417	718 459	2 747 948
8419312010	Evaporators,dryers for agri products,non electrically operated	2 933	3 065	88 408	90 165
8419312090	Oth.than evaporators, dryers for agriproducts,non electrically ope	1 350	6 061	1 526	162 159
8419321000	For wood, paper pulp, paper/paperboard,electrically operated	286 075	426 535	2 236 091	3 681 739
8419322000	For wood, paper pulp, paper/paperboard,non electrically operater	15 414	15 414	185 949	185 949
8419391100	Machinery by a proces involving heatingfor the printed of electrica	23 335	43 146	2 079 717	3 014 941
8419391900	Oth machinery by a process involvingheating for the printed of ele	422 966	1 100 251	2 140 830	5 318 238
8419392000	Machinery by a proces involving heatingfor the printed of not elec	200 597	356 825	1 048 114	2 781 614
8419401000	Distilling/rectifying plantelectrically operated	60 937	186 846	724 932	6 515 625
8419402000	Distilling/rectifying plantnot electrically operated	9 085	33 476	386 819	756 705
8419501000	Cooling towers	189 107	432 615	631 618	1 746 807
8419502000	Condensers for air conditionersfor motor vehicles	183 945	377 728	3 467 420	7 406 705
8419503000	Oth condensers for air conditioners	16 885	62 741	262 176	929 217
8419504000	Oth condensers electrically operated	156 559	487 149	1 719 921	8 788 632
8419509000	Oth condensers not electricallyoperated	51 853	251 732	1 775 209	4 497 201
8419601000	Machinery for liquefying air/oth gaseselectrically operated	16 430	195 020	346 379	2 219 660
8419602000	Machinery for liquefying air/oth gasesnot electrically operated	3 503	3 527	11 450	11 847
8419811000	Oth.mach,plant & equip for making hotdrinks/for cook/heat food,	25 238	125 074	429 196	1 012 190
8419812000	Oth.mach,plant&equip for make hot drink/for cook/heat food,not	41 779	85 073	310 716	657 327
8419891100	Evaporators for air-conditioning machfor motor vehicles,electrical	106 233	276 291	2 113 380	5 494 725
8419891300	Machinery by a proces involving heatingelectr for the manuf of PC	4 716	118 417	279 524	1 461 111
8419891900	Oth mach for making hot drinks/forcooking/heating food,electrica	483 873	1 710 485	3 051 492	19 115 389
8419892000	Oth mach for making hot drinks/forcooking/heating food,not elect	19	21 287	9 092	1 749 426
8419901200	Part mach for the treat.matrial by procinvolve heat,print circuit,wi	33 620	93 161	2 056 192	7 965 506
8419901900	Oth.part mach,the treat.matrial by procinvolve heat,print circuit,w	1 114 366	1 618 748	4 416 819	13 334 941
8419902000	Part mach,plant/laboratory equipment,of non-electrically operate	37 771	123 278	656 804	3 008 065
8420101000	Apprts.for the app of dry film/liquidphoto resist,etc, calender/oth	1 626	12 616	7 366	265 687
8420102100	Roller-type ironing mach suitable fordomeestic use	0	29	0	1 393
8420102900	Wringers suitable for domestic use	8	938	302	14 712
8420109000	Oth calendering/oth rolling machin	23 521	49 276	105 911	512 546
8420911000	Parts cylinders of apparatus for theappl of dry film,liquid photo re:	23	226	38	6 066
8420919000	Oth parts cylinders for calenderingor oth rolling machines	5 353	18 498	10 754	260 180
8420991000	Oth parts of apparatus for the applicof dry film,liquid photo resist,	782	2 223	9 510	35 460
8420999000	Oth parts for calendering/othrolling machines	6 287	8 041	25 502	50 643
8421110000	Centrifuges,including centrifugaldryers for cream separators	146	5 402	3 727	44 421
8421120010	Clothes-dryers, of capacity notexceeding 30 i	7 720	17 817	55 291	110 768
8421120020	Clothes-dryers, of capacityexceeding 30 i	8 328	22 939	101 805	144 600
8421191000	Centrifuges,including centrifugaldryers for sugar manufacture	3 400	21 559	122 789	222 833
8421199000	Oth centrifuges,including centrifugaldryers	49 317	108 120	1 143 403	1 954 824
8421211100	Filtering machin & appar water elctricfor domestic use of a cap <=	38 711	155 562	288 080	996 514
8421211900	Oth filter machin& appar water electricof a capacity <= 500 l/h	110 362	340 971	1 362 912	3 900 908
8421212100	Filtering machin & apparat water electrfor domestic use of a capa	35 466	76 807	205 161	419 446
8421212900	Oth filter machin& appar water electricof a capacity > 500 l/h	263 767	657 726	3 584 940	7 475 529
8421221000	For filter/purify beverages oth thanwater of a capacity <= 500 l/hr	11	856	1 300	18 688
8421222000	For filter/purify beverages oth thanwater of a capacity >500 l/hr	5 947	15 235	386 694	870 846
8421231100	Oil filters for earth moving machineryinternal cobustion engines	62 780	167 374	1 024 492	2 838 589
8421231900	Oth oil filters for earth movingmachinery internal cobustion engine:	66 554	157 686	740 108	2 155 310
8421232100	Oil filters for motor vehiclesof chapter 87	153 596	284 797	1 352 860	3 059 520
8421232900	Oth oil filters for motor vehiclesof chapter 87	77 123	242 321	1 172 544	3 568 310
8421239100	Oil filters for oth earth movingmachin and motor vehicles of chapt	17 241	46 056	118 925	374 319
8421239900	Oth oil filters for oth earth movingmachin & motor vehicles of cha	60 159	388 676	970 910	4 252 213
8421291000	Filtering/purifying machin & appar formedical/laboratory use	4 138	31 942	80 363	368 873

I.3. IMPOR MENURUT KOMODITI / IMPORT BY HS COMMODITY
***** MARET/MARCH 2011 *****

H S	Uraian Komoditi Commodity Description	Berat Bersih / Net Weight (Kg)		Nilai / Value C.I.F (US\$)	
		Bulan ini	Kumulatif	Bulan ini	Kumulatif
		Current Month	Cum.Jan. to date	Current Month	Cum.Jan. to date
8421292000	Filter/purify mach&apparatus for liquidof a kind used for sugar ma	496	870	4 810	16 029
8421293000	Filter/purify mach&apparatus for liquidof a kind used in oil drill op	7 516	35 464	529 227	783 927
8421294000	Filter/purify mach&apparatus for liquid,petrol filters	3 397	31 780	27 422	230 690
8421295000	Filter/purify mach&apparatus for liquidoil filter oth than those sub	8 819	22 553	116 125	360 837
8421299000	Oth filtering machinery & apparatusfor liquids not electrically ope	272 832	679 693	4 199 554	10 979 380
8421311000	Intake air filters for inter combustionengines for earth moving ma	14 597	36 375	218 962	519 268
8421312000	Intake air filters for inter combustionengines for motor vehicles of	140 081	292 786	3 755 516	7 094 747
8421319000	Oth intake air filters for internalcombustion engines	70 765	258 060	1 085 191	3 335 850
8421391000	Laminar flow units oth than intake airfilter for internal cobustion e	9 158	36 355	128 927	570 212
8421399000	Oth.laminar flow units oth intake airfilter for internal cobustion eg	460 799	2 154 289	4 958 052	16 935 569
8421911000	Parts of goods of subheading 8421.12,of centrifuges,includ centrifi	5	4 629	181	51 841
8421912000	Parts of goods of subheading 8421.19.10of centrifuges,includ cent	4 239	17 074	176 700	825 667
8421919000	Parts of subhd 8421.11.00/8421.19.90of centrifuges,includ centrif	7 224	34 475	358 302	1 019 898
8421992000	Parts filter cartridges of filter,subhd8421.23	28 820	62 345	428 636	1 111 361
8421993000	Parts of goods of subheading 8421.31	73 604	191 837	1 088 624	2 704 738
8421999100	Oth parts of goods of subheading8421.29.20	515	2 753	23 693	64 255
8421999200	Oth parts of goods of subheading8421.21.11/8421.21.21	36 122	234 571	177 378	1 224 606
8421999300	Oth part of subhd 8421.31,8421.23.11,8421.23.19,8421.23.91/842	99 067	283 872	2 009 170	5 382 107
8421999900	Oth parts of sentrifugal, precludcentrifugal dryers	153 571	484 741	3 199 318	9 319 937
8422111000	Dish washing machin of the household type,electrically operated	393	3 099	15 289	40 803
8422112000	Dish washing machin of the household typenot electrically operate	198	198	2 982	2 982
8422190000	Dish washing machines of the othhousehold type	25 697	71 403	544 280	3 364 255
8422200000	Machinery for cleaning/drying bottlesoth containers	10 670	82 290	269 978	788 849
8422300000	Machinery for filling,closing, sealing,or labelling bottles, cans, boxe	166 676	623 287	5 522 138	27 526 869
8422400000	Oth packing/wrapping machinery(including heat-shrink wrapping r	253 321	849 283	8 865 174	33 488 476
8422901000	Parts of goods of subheading 8422.11	3 156	9 031	51 482	105 698
8422909000	Part goods of subhd 8422 of oth than subheading 8422.11	103 565	324 723	5 592 736	13 440 251
8423101000	Personal weighing machin,including baby&household scales,electr	203	29 107	450	109 456
8423102000	Personal weighing machin,including baby& household scales,not e	19 800	122 663	32 418	262 393
8423201000	Scales for continuous weighing of goodson conveyors, electrically	21 384	38 371	1 098 536	1 634 035
8423202000	Scales for continuous weighing of goodson conveyors, not electric	27 766	28 924	44 992	47 113
8423301000	Constan weight scales,precludemin weightscales & hopper scales,e	11 503	27 794	89 827	555 988
8423302000	Constan weight scales,precludemin weightscales&hopper scales,no	5 982	11 548	38 419	139 933
8423811000	Oth weighing machinery,max capacity<=30 kg, electrically operate	20 386	62 643	156 849	772 465
8423812000	Oth weighing machinery,max capacity<=30 kg, not electrically ope	78 453	357 323	122 331	598 649
8423821100	Oth.weigh mach,having a maximum weighngcapacity <= 1 000kg,e	1 402	20 684	28 307	144 879
8423821900	Oth.weigh mach,oth.having a max weighngcapacity <= 1 000kg,ele	37 921	47 085	440 180	559 747
8423822100	Oth.weigh mach,having a maximum weighngcapacity <= 1 000kg, i	5 331	54 351	19 411	103 810
8423822900	Oth.weigh mach,oth.having a max weighngcapacity <= 1 000kg, nc	18 188	54 674	32 335	162 975
8423891000	Oth weigh mach,oth.capacity exceed 30kgor not but not exceeding	65 651	91 593	446 486	789 045
8423892000	Oth weighing mach,oth.capacity > 30kgand <= 5,000 kg,not elect	27 688	56 134	149 163	218 512
8423901000	Weighing machine weights	9 394	11 002	82 825	163 617
8423902100	Weighing machin weights,not electricalloperated	48 737	83 904	372 337	734 249
8423902900	Parts of weighing machinery,electrically electrically operated	8 829	19 228	41 533	176 388
8424101000	Fire extinguishers,whether/not chargedsuitable for aircraft use	6	6	475	475
8424109000	Fire extinguishers,whether/not chargedfor oth aircraft use	111 085	179 446	413 972	953 763
8424201100	Spray guns & similar appliances foragricult/horticultural,electric of	1	2	1	63
8424201900	Spray guns&similar appliances for othagricult/horticultural,electric	16 504	48 774	150 676	506 315
8424202900	Spray guns&similar appliances for othagricultural/horticultural,not	6 093	6 551	14 532	15 422
8424301000	Steam/sand blasting machines,electrically operated	105 451	635 796	1 005 507	5 147 973
8424302000	Steam/sand blasting machines,not electrically operated	8 831	31 258	61 528	235 321
8424811000	Oth.mech appliances for agricultural/hortikultural, drip irrigation s	1 693	23 689	6 491	110 975
8424812000	Oth.mech appliances for agricultural/horti,oth drip irrigation syste	61 227	91 425	91 096	246 308
8424813000	Oth.mech appliances for agricultural/horti,hand-operated insectici	76 217	159 407	435 903	702 425
8424814000	Oth.mech appliances for agricultural/hortikultural, not electically c	70 386	256 682	243 193	826 693
8424891000	Hand operated household sprayers ofcapacity not exceeding 3 l	36 221	92 716	97 740	740 423
8424892000	Oth appliances oth. agri/horticultural,spray heads with dip tubes	67 489	189 866	313 125	679 341
8424894000	Wet processing equipment,by projecting,dispersing/spraying of ch	8 101	17 573	128 595	250 032
8424895000	Oth appliance for projecting,dispersing/spraying liquids/powders/i	41 102	150 975	322 678	1 556 221
8424899000	Oth appliance for projecting,dispersing/spray liquid/powders/fire,	95 526	260 938	522 039	1 786 738
8424901100	Parts of fire extinguisher,electricallyoperated	968	8 244	30 855	253 960
8424901900	Parts of fire extinguisher, not electricoperated	80 318	357 867	478 285	2 364 319
8424902100	Parts of spray guns, of good of subhead8424.20.11,electrically ope	93	128	828	1 711
8424902300	Parts of spray gun,oth of good of subhd8424.20.11,electrically ope	1 852	8 557	116 911	163 666
8424902400	Parts of spray gun, of goods of subhead8424.20.11,not electrically	627	16 830	2 194	82 944
8424902900	Oth parts of spray guns and similarappliances	14 824	44 626	367 584	781 219
8424903100	Parts of steam/sand blasting mach &similar jet projecting mach,el	33 820	168 550	193 353	536 988
8424903200	Parts of steam/sand blasting mach &similar jet projecting mach,nc	3 041	6 997	37 070	105 781
8424909100	Parts of oth appliance of subhead8424.81.10/8424.81.20	21	590	492	9 239
8424909200	Parts of oth appliance of subhead8424.81.30/8424.81.40	4 613	20 746	13 521	46 900
8424909900	Oth mechanical appliances(whether/nothand operated)	84 801	240 483	1 038 006	3 242 930

I.3. IMPOR MENURUT KOMODITI / IMPORT BY HS COMMODITY
***** MARET/MARCH 2011 *****

HS	Uraian Komoditi Commodity Description	Berat Bersih / Net Weight (Kg)		Nilai / Value C.I.F (US\$)	
		Bulan ini	Kumulatif	Bulan ini	Kumulatif
		Current Month	Cum.Jan. to date	Current Month	Cum.Jan. to date
8425110000	Pulley tackle & hoists oth than skipfor raising vehicles, by electric r	210 582	586 220	1 548 532	4 773 578
8425190000	Pulley tackle & hoists oth than skipfor raising vhcles,oth by electric	339 949	811 792	1 132 008	3 020 624
8425310000	Oth winches; capstans,poweredby electric motor	69 000	169 707	742 665	1 184 863
8425390000	Oth winches;capstans,oth than poweredby oth electric motor	248 974	1 018 692	1 110 799	6 098 683
8425410000	Jacks hoists of built in jacking systemof a type used in garages	21 056	172 389	93 926	511 206
8425421000	Jacks used in tipping mechanism forlorries	91 027	242 363	207 393	586 348
8425429000	Oth jacks and hoists, hydraulic	428 793	1 257 968	1 296 065	3 507 254
8425491000	Oth jacks;hoists of a kind used forraising vehicles, electrically oper	27 286	63 924	266 718	475 404
8425492000	Oth jacks;hoists of a kind used forraising vehicles, not electric ope	77 176	335 588	236 438	2 259 179
8426110000	Overhead traveling cranes on fixedsupport	1 594 899	3 017 401	8 631 999	18 715 991
8426120000	Mobile lifting frames on tyres andstraddle carries	162 677	1 110 037	736 077	6 387 817
8426191000	Bridge cranes and gantry cranes	240 437	716 757	706 062	1 594 339
8426199000	Oth bridge cranes and gantry cranes	1 234 481	10 083 355	8 534 252	51 656 062
8426200000	Tower cranes	0	464 655	0	1 797 004
8426300000	Portal/pedestal jib cranes	411 406	417 606	3 522 472	3 733 175
8426410000	Oth machinery,self propelled,on tyres	539 380	1 690 221	2 933 856	7 082 833
8426490000	Oth machinery,self propelled,oth thanon tyres	13 900	1 795 157	243 902	10 825 176
8426910000	Oth derricks machin designed formounting on road vehicles	184 424	908 392	730 812	2 670 658
8426990000	Oth derricks mach oth designed formounting on road vehicles	255 843	857 693	1 892 543	6 157 784
8427100000	Self-propelled trucks powered by anelectric motor	382 047	1 024 619	2 105 369	6 885 263
8427200000	Oth self-propelled trucks	1 971 219	4 737 349	9 740 611	24 494 175
8427900000	Oth trucks	517 384	3 838 563	2 877 258	44 017 873
8428101000	Passenger lifts	616 928	2 253 470	2 946 076	8 043 728
8428102100	Oth lifts of a kind used in buildings	39 583	41 005	216 161	237 521
8428102900	Oth lifts oth than of a kind used inbuildings	48 017	272 432	318 900	1 641 310
8428109000	Skip hoists	196 935	198 878	998 174	1 003 812
8428201000	Pneumatic elevators and conveyorsfor agricultural use	7	1 331	138	6 838
8428202000	Automated machines for the transport,handling & storage of PCB/	1 532	7 390	36 642	126 904
8428209000	Oth pneumatic elevators & conveyors	137 563	413 655	1 229 187	4 874 895
8428310000	Oth continuous act elevators &conveyorsspecially designed for un	24 009	48 870	789 376	1 211 098
8428321000	Oth continuous act elevators &conveyorsof bucket type,used for a	30 027	30 441	176 142	180 794
8428329000	Oth continuous act elevators &conveyorsof bucket type,oth used f	182 420	792 149	752 035	6 478 151
8428331000	Oth continuous act elevators &conveyorsof belt type, of agricultur	719	719	20 702	20 702
8428332000	Automated mach for the transport,hand& storage of PCB/PWBs,bi	15 411	60 179	139 452	535 384
8428339000	Oth continuous act elevators &conveyors,oth of belt type	101 680	123 701	575 516	771 194
8428391000	Pneumatic elevators and conveyorsof agricultural type	2 111	4 904	11 859	28 945
8428393000	Oth automated machin for transport,hand & storage of PCB/PWBs	1 937	3 341	45 393	121 883
8428399000	Oth continuous-action elevators &conveyors, for goods/materials	342 421	560 724	3 361 538	5 559 867
8428400000	Escalators and moving walkways	717 670	1 396 201	1 443 495	2 912 460
8428600000	Teleferics, chair-lifts, ski-draglines;traction mechanisms for funicul	21 668	56 750	73 682	199 682
8428902000	Oth lifting,handling, loading/unloadingmach,hand&storage of PCB,	27 653	111 662	896 354	1 777 384
8428909000	Oth mach,oth than lift,handl,load/unloadmach,hand&storage of P	129 579	593 863	1 107 520	4 899 216
8429110000	Track laying, bulldozers and angledozers	2 666 916	5 935 051	25 353 121	51 350 021
8429190000	Bulldozer & angledozers oth track laying	1 408 544	3 049 628	13 250 890	28 857 443
8429200000	Graders and levellers	1 561 051	3 198 707	14 475 962	28 041 376
8429300000	Scrapers	16 485	16 700	45 088	63 850
8429401000	Road rollers	324 545	928 034	1 485 402	4 003 305
8429403000	Tamping machines	277 657	662 947	1 256 636	3 120 543
8429510000	Front-end shovel loaders,mechanicalexcatvators and shovelloaders	1 379 794	4 795 753	7 719 467	24 701 958
8429520000	Mach with a 360,revolving super struct,mech shovels,excavators a	17 711 390	46 287 226	99 402 000	261 599 152
8429590000	Mech shovels,excavators & shove loaderoth front-end shovel, ma	1 321 850	3 429 811	11 858 948	26 655 037
8430100000	Pile-drivers and pile-extractors	1 112 302	1 521 917	1 691 448	4 075 418
8430310000	Coal/rock cutters and tunnelingmachinery, self-propelled	6	67 146	876	408 617
8430390000	Coal/rock cutters and tunnelingmachinery,oth than self-propelled	13 443	155 637	906 227	1 582 610
8430410000	Oth boring/sinking machineryself-propelled	189 269	1 217 680	3 379 060	17 374 159
8430491000	Wellhead platforms & integrated producmdules for use in drilling	2 298 869	2 331 492	20 185 213	20 354 105
8430499000	Oth wellhead platforms & integrat prodmodules for use in drilling	33 389	412 380	288 424	4 713 702
8430500000	Oth moving,grading,levelling,scrapingmachinery, self-propelled	623	527 283	1 601	2 029 688
8430610000	Tamping/compacting machinery,not self-propelled	128 510	169 285	711 683	875 962
8430690000	Oth machinery of hedaing 84.30, notself-propelled	200 347	509 327	1 300 550	2 656 954
8431101300	Parts suitable for of goods of subhead8425.19,8425.39or8425.49,ı	88 642	98 408	1 009 779	1 150 306
8431101900	Oth parts suitable for of goods ofheading 84.25,electrically operat	64 511	80 985	874 257	1 037 771
8431102200	Part suitable for goods of sub 8425.11,842520,8425.31,8425.41,84	36 547	166 349	208 452	750 789
8431102900	Oth parts suitable for of goods ofheading 84.25,not electrically op	49 312	107 460	267 750	502 827
8431200000	Parts suitable for goods of head 84.27	90 901	288 250	566 550	1 841 435
8431311000	Parts of goods of shd 8428.10.(21,29),8428.10.90,of lift skip hoist/	318 152	560 839	535 765	1 129 529
8431312000	Parts of goods of shd 8428.10.10),8428.40.00,of lift skip hoist/esc	274 468	652 149	824 024	2 755 848
8431391000	Part suitable for goods sub 8428.20.10,8428.32.10, 8428.33.10/84	2 918	110 509	36 087	519 646
8431392000	Parts suitable for goods of subheading8428.90	0	714	0	35 662
8431394000	Part of auto mach. for trnsport/storageof PCB/PWBs/PCAs	3 388	18 912	42 222	124 382
8431399010	Part of oth lift,handl/load mach,telph/conveyor	924 915	1 941 080	4 951 945	13 821 956

I.3. IMPOR MENURUT KOMODITI / IMPORT BY HS COMMODITY
***** MARET/MARCH 2011 *****

H S	Uraian Komoditi Commodity Description	Berat Bersih / Net Weight (Kg)		Nilai / Value C.I.F (US\$)	
		Bulan ini	Kumulatif	Bulan ini	Kumulatif
		Current Month	Cum.Jan. to date	Current Month	Cum.Jan. to date
8431399090	Oth parts of machinery of head 84.25	96 562	326 653	2 002 897	4 075 541
8431410000	Buckets, shovels, grabs and grips, of mach of head 84.26, 84.29/84.	374 053	1 455 104	1 812 816	5 958 476
8431420000	Bulldozer/angledozer blades of mach of heading 84.26, 84.29/84.3	533 816	1 623 280	1 919 291	5 993 555
8431430000	Parts of boring/sinking mach of subhead 8430.41/8430.49	1 035 859	5 938 333	25 253 689	81 350 318
8431491000	Parts of machinery of heading 84.26	412 598	815 147	1 900 586	5 941 746
8431492000	Cutting edges/end bits for scrapers, graders/levellers	1 437 807	4 583 458	3 823 537	11 397 112
8431493000	Parts of road rollers	302 566	806 424	1 676 241	4 303 893
8431499000	Oth parts of machinery of heading 84.26, 84.29/84.30	8 435 635	23 287 259	56 801 877	158 503 539
8432100000	Ploughs	0	4 029	0	18 911
8432210000	Disc harrows	111	573	2 603	4 824
8432290000	Scarifiers, cultivators, weeders, hoes and oth harrows	8 397	19 336	79 868	152 846
8432300000	Seeders, planters and transplanters	18 090	44 066	260 172	326 805
8432400000	Manure spreaders & fertiliser distributo	10 683	16 590	74 186	145 537
8432801000	Oth machinery for soil preparation/cultivation; of agricult/horticult	639	4 152	60 297	79 957
8432802000	Lawn/sports-ground rollers	544	544	9 191	9 191
8432809000	Oth machinery for soil preparation/cultivation	7 398	82 453	29 776	201 267
8432901000	Parts of machinery of subheading 8432.80.90	4 705	11 166	51 072	123 546
8432909000	Parts oth machinery for soil preparation/cultivation	3 145	53 661	55 705	211 348
8433110000	Mowers for lawns, parks/sports-grounds with the cutting device rot	211 300	660 897	1 163 234	2 277 685
8433191000	Mowers for lawns, parks/sports-grounds manually operated	197	277	552	733
8433199000	Oth mowers for lawns, parks/sport grounds, oth than manually ope	61 619	295 336	249 313	993 575
8433200000	Oth mowers, including cutter bars for tractor mounting	14 164	39 383	495 917	733 268
8433510000	Combined harvester-threshers machinery	0	9 971	0	49 000
8433520000	Oth threshing machinery	2 484	29 544	14 501	299 214
8433530000	Root/tuber harvesting machines	12 060	12 060	125 379	125 379
8433599000	Oth cotton pickers and cotton gins	83 494	114 983	1 159 900	1 594 917
8433601000	Machin for cleaning, sorting/grading eggfruit/oth agricultur prod, el	0	50 876	0	1 832 960
8433901000	Part mach: castor, of diameter (inc yres) >100mm, <= 250mm, width >	352	506	1 714	3 706
8433902000	Parts mach: castor, oth of goods of subhd 8433.11/8433.19.90	2 429	17 155	28 728	165 951
8433903000	Parts mach: castor, oth of goods of subhd 8433.19.10	2 042	2 042	13 700	13 700
8433909000	Parts mach: oth castors	7 724	47 003	50 699	142 297
8434101000	Milking machines, electrically operated	96	737	5 391	7 321
8434102000	Milking machines, not electrically operated	0	97	0	303
8434201000	Dairy machinery, electrically operated	1 127	77 819	75 296	597 746
8434901000	Parts of milking & dairy mach. of elect operated machines	23 433	27 866	2 110 793	2 265 025
8434902000	Parts of milk & dairy mach of non elect operated machines	784	5 248	27 423	142 937
8435101000	Presses, crushers & manufacture of wine, cider, fruit juices, electric	8 881	65 720	37 666	859 728
8435102000	Presses, crushers & manufacture of wine, cider, fruit juices, not elect	300	23 274	5 025	36 562
8435901000	Parts of presses, crushers & manufacture of wine, cider, fruit juices, e	8 249	57 128	135 976	218 552
8435902000	Parts of presses, crushers & manufacture of wine, cider, fruit juices, r	634	635	5 609	5 684
8436101000	Machinery for preparing animal feedingstuffs, electrically operated	99 395	872 979	957 335	4 612 416
8436102000	Machinery for preparing animal feedingstuffs, not electrically oper	7 096	7 096	14 862	14 862
8436211000	Poultry incubators & brooders, electrically operated	161 262	340 790	1 772 889	3 362 781
8436212000	Poultry incubators & brooders, not electrically operated	298	10 792	11 591	140 483
8436291000	Oth poultry-keeping machinery, electrically operated	126 257	221 679	514 679	1 018 652
8436292000	Oth poultry-keeping machinery, not electrically operated	96 905	173 796	422 920	724 998
8436801100	Germination plant mach, agricultural or horticultural type, electric	1 446	75 398	16 000	124 747
8436801900	Oth germination plant machinery electric operated	59 818	61 271	216 330	234 660
8436802100	Germination plant machin, agricultural or horticultural type, not ele	0	19 205	0	63 856
8436802900	Oth germination plant machinery, not electric operated	8 215	53 956	39 369	559 569
8436911000	Parts of poultry-keeping machinery/poultry, incubator & brooders,	119 664	210 536	734 949	1 428 604
8436912000	Parts of poultry-keeping machinery/poultry, incubator & brooders, n	27 061	62 154	125 942	339 424
8436991100	Parts oth of poultry-keeping machin, agri & horti type, electric oper	14 863	36 456	12 460	213 818
8436991900	Parts oth of poultry-keeping machin, oth than agri & horti type, elect	75 554	207 123	335 903	1 718 258
8436992100	Parts oth of poultry-keeping machin, agri & horti type, not electric	1 723	10 030	42 491	191 248
8436992900	Parts oth of poultry-keeping machin, oth than agri & horti type, not e	77 601	160 027	295 053	882 136
8437101000	Machinery for bread grains; winnowing & cleaning machin, electric	28 174	235 454	216 069	2 333 400
8437103000	Mach for clean, sorting/grad seed, grain dried leguminous vegetabl	99 879	330 103	1 688 532	4 074 554
8437104000	Mach for clean, sorting/grad seed, grain dried leguminous vegetabl	0	1 320	0	1 560
8437801000	Machinery for rice hullers & cone type rice mills, electrically operat	2 613	222 266	12 659	287 946
8437802000	Machinery for rice hullers & cone type rice mills, not electrically ope	160 069	185 710	164 318	197 425
8437803000	Machinery for industrial type coffee and corn mills, electrically opera	2 429	16 701	123 451	304 221
8437804000	Machinery for industrial type coffee & corn mills, not electrically ope	8 564	18 663	10 000	19 931
8437805100	Polishing machines for rice, sifting and sieving, bran cleaner, electric	12 221	106 880	136 571	348 782
8437805900	Oth polishing mach for rice, sifting and sieving, bran cleaner, electric	89 249	166 867	366 211	691 194
8437806100	Polishing machines for rice, sifting and sieving, bran cleaner, not elec	112 124	220 016	106 896	236 414
8437806900	Oth polishing mach for rice, sifting and sieving, bran cleaner, not elec	4 230	192 372	30 363	796 338
8437901100	Parts of machin of subheading 8437.10, electrically operated	44 661	203 735	244 865	1 234 734
8437901900	Parts of machines oth than of subheading 8437.10, electrically operate	121 765	194 301	270 977	667 356
8437902100	Parts of machines of subheading 8437.10, not electrically operated	3 688	4 969	17 541	29 861
8437902900	Oth parts of machines of subheading 8437.10, not electrically oper	86 040	245 081	111 695	364 800

I.3. IMPOR MENURUT KOMODITI / IMPORT BY HS COMMODITY
***** MARET/MARCH 2011 *****

HS	Uraian Komoditi Commodity Description	Berat Bersih / Net Weight (Kg)		Nilai / Value C.I.F (US\$)	
		Bulan ini	Kumulatif	Bulan ini	Kumulatif
		Current Month	Cum.Jan. to date	Current Month	Cum.Jan. to date
8438101000	Bakery mach,macaroni,spaghetti/similarproducts, electrically oper	298 824	968 208	6 274 106	16 369 844
8438102000	Bakery mach,macaroni,spaghetti/similarproducts, not electrically	0	93 447	0	106 075
8438201000	Mach for the manufac of confectionary,cocoa/chocolate, electrica	113 425	363 545	2 467 220	7 691 146
8438202000	Mach for the manufac of confectionary,cocoa/chocolate,not elect	0	5 504	0	18 586
8438301000	Mach for sugar manufac, electricallyoperated	26 838	28 967	677 025	814 437
8438401000	Brewery machinery, electrically operated	0	2 355	0	9 120
8438501000	Mach for the preparation of meat/poultry,electrically operated	58 045	129 260	843 067	1 684 587
8438502000	Mach for the preparation of meat/poultry,not electrically operate	7 553	39 818	16 853	55 696
8438601000	Machiner for the preparation of fruits,nuts/vegetab, electrically of	45 335	236 536	1 188 127	2 643 699
8438602000	Machiner for the preparation of fruits,nuts/vegetab, not electric o	0	75 629	0	106 295
8438801100	Coffee pulpers, electrically operated	3 323	48 245	15 496	433 056
8438801200	Coffee pulpers, not electricallyoperated	473	942	1 171	15 933
8438809100	Oth coffee pulpers,electric operated	245 972	840 407	7 043 581	20 345 974
8438809200	Oth coffee pulpers,not electric operated	6 471	56 778	6 879	181 980
8438901100	Parts of goods of subheading 8438.30.10electrically operated	102 673	314 078	379 010	949 878
8438901200	Part of coffee pulper,electric operatedmachines	0	600	0	3 278
8438901900	Parts of oths goods of heading 84.38electrically operated	109 288	186 301	1 769 855	2 994 929
8438902100	Parts of goods of subheading 8438.30.20not electrically operated	3 994	25 536	53 942	175 557
8438902900	Parts of oth goods of heading 84.38.20of coffee pulpers,not electr	42 770	104 863	333 344	962 629
8439100000	Machinery for making pulp of fibrouscellulosic material	7	73 107	218	5 093 936
8439200000	Machinery for making paper/paperboard	1 215 991	1 462 081	6 774 105	7 833 165
8439300000	Machinery for finishing paper/paperboard	80 276	152 854	1 038 481	2 590 710
8439911000	Part of machin for mak pulp of fibrouscellulosic material,electrical	98 535	172 790	1 521 545	5 507 354
8439912000	Part of machin for mak pulp of fibrouscellulosic material,not elect	8 766	21 428	588 512	1 298 714
8439991000	Parts for making/finishing paper/paperboard, electrically operatec	243 168	1 287 373	5 279 349	22 302 200
8439992000	Parts for making/finishing paper/paperboard, not lectrically opera	501	8 776	84 110	394 568
8440101000	Book-binding mach, includ book-sewing,electrically operated	47 386	66 962	1 549 898	1 706 701
8440102000	Book-binding mach, includ book-sewing,not electrically operated	194	5 960	2 396	22 027
8440901000	Parts of book binding & sewing machineselectrically operated mac	98	6 248	27 590	709 461
8440902000	Parts of book binding & sewing machinesnot electrically operated	1	2	10	243
8441101000	Cutting machines, electrycally operated	632 950	1 939 434	3 312 777	10 063 563
8441102000	Cutting mach, not electrycally operated	3 709	48 350	16 813	85 705
8441201000	Machin for making bags,sacks/envelopeselectrically operated	100 548	174 412	2 363 778	3 098 636
8441202000	Machin for making bags,sacks/envelopesnot electrically operated	2	2	166	166
8441301000	Mach for mak cartons,boxes,cases,tubedrum/similar containers,el	111 509	750 994	758 833	4 939 325
8441401000	Machines for moulding articles in paperpulp,paper/paperboard,elk	25 601	177 647	190 351	1 049 221
8441801000	Oth machinery for making up paper pulp,paper/paperboard,electr	398 584	794 622	4 481 061	9 838 203
8441802000	Oth machinery for making up paper pulp,paper/paperboard,not el	1 035	27 718	3 230	100 796
8441901000	Part of machin for mak up paper pulp,paper/paperboa,cutting ma	66 770	257 073	1 125 125	5 940 072
8441902000	Parts of machin for mak up paper pulp,paper/paperboa,cutting ma	24 720	36 396	193 313	352 419
8442301000	Machinery, apparatus and equipment,electrically operated	299 450	348 446	1 725 231	3 022 157
8442302000	Machinery, apparatus and equipment,not electrically operated	7 452	17 670	37 124	184 057
8442401000	Parts of electrically operated machin,apparatus/equipment	140 619	446 922	2 046 287	2 975 494
8442402000	Parts of the foregoing mach,apparatus/equipment,non electrically	2 490	4 210	41 545	131 648
8442500000	Plate,cyls&oth.print comp.plates,cyl &lithograph stones,prepared	47 754	134 212	844 051	2 408 318
8443110000	Print.mach.used for print by mean platescyl&oth print,offset print	174 820	389 577	1 990 151	5 169 887
8443120000	Print.mach.use,print by mean plate cyl&oth print,offset print macl	0	80 335	0	93 557
8443130000	Oth offset printing machinery	509 076	919 134	5 385 950	9 860 223
8443140000	Letterpress printing mach, reel-fed,excluding flexographic printing	9 426	70 795	51 644	978 897
8443150000	Letterpress printing mach,oth than reelfed, excluding flexographic	0	73 470	0	124 007
8443160000	Flexographic printing machinery	116 199	256 999	2 148 456	4 633 696
8443170000	Gravure printing machinery	244 544	443 477	7 446 407	10 791 709
8443190000	Oth than gravure,flexografhic,letterpress,oth offset printing mach	17 811	171 620	196 260	1 367 506
8443311010	Printer-copier,ink-jet,color,capable ofconnecting to a data machin	406 249	1 242 916	3 282 274	9 046 386
8443311090	Printer-copier,ink-jet proces,no color,capable of connect to data r	6 512	8 336	118 841	140 622
8443312010	Printer-copier,laser proces,color,capable connect to data mach/ne	5 176	20 367	190 983	770 013
8443312090	Printer-copier,laser proces,no color,capable connect to data mach	32 198	91 171	997 466	2 369 996
8443313010	Combination printer-copier-facs mach,color,connect to data mach	79 469	210 361	1 682 547	4 061 633
8443313090	Combination printer-copier-facs mach,no color,connect to data m:	27 472	69 992	993 636	2 214 520
8443319090	Oth mach which perform >= 2 function ofprinting,copying/facsimil	2 633	7 047	111 303	340 387
8443321010	Dot matrix printer,color,capable ofconnect to data machine/netw	179	464	85	75 506
8443321090	Dot matrix printer, no color,capable ofconnect to data machine/ne	102 780	296 919	2 642 206	8 969 436
8443322010	Ink-jet printer,color,capable ofconnect to a data machine/network	379 228	1 530 229	3 430 111	15 437 067
8443322090	Ink-jet printer,no color,capable ofconnect to a data machine/netw	11 984	31 919	527 477	1 048 188
8443323010	Laser printer,color,capable of connectto a data machine/network	7 033	38 272	123 012	635 033
8443323090	Laser printer,no color,capable ofconnect to a data machine/netwc	108 164	330 631	2 242 297	5 592 854
8443324090	Facsimile machine,no color,capable ofconnect to a data machine/i	34 692	92 838	702 972	1 881 369
8443325010	Mach of screen print machinery,color,capable of connect to data r	0	431	0	20 472
8443325090	Mach of screen print machinery,no color,capable of connect to da	2 802	2 803	64 751	64 853
8443329010	Mach of oth material,color,capable ofconnect to data machine/ne	1 947	7 767	194 219	465 163
8443329090	Mach of oth material,no color,capableof connect to data machine,	2 767	13 392	79 825	482 755

I.3. IMPOR MENURUT KOMODITI / IMPORT BY HS COMMODITY
***** MARET/MARCH 2011 *****

H S	Uraian Komoditi Commodity Description	Berat Bersih / Net Weight (Kg)		Nilai / Value C.I.F (US\$)	
		Bulan ini	Kumulatif	Bulan ini	Kumulatif
		Current Month	Cum.Jan. to date	Current Month	Cum.Jan. to date
8443391100	Electrostatic photocopy apparatus,directprocess, color	0	1	0	23
8443391900	Electrostatic photocopy apparatus,directprocess, no color	45 234	665 271	104 273	787 682
8443392010	Electrostatic photocopy apparatus,in-direct process,color	865	2 259	16 532	38 234
8443392090	Electrostatic photocopy apparatus,in-direct process,no color	8 699	130 234	189 120	1 116 147
8443393090	Oth photocopy apparatus incorporating,optical system,no color	3 803	7 361	104 983	216 930
8443399090	Oth print mach,no color,not capable ofconnect to data machine/n	58	551	1 554	34 372
8443910000	Part & accessori of print machinery usedfor print by component of	708 902	1 766 647	32 541 509	78 473 731
8443991000	Part & accessori of screen print machi-nerly for manufact of print c	5 301	14 745	164 188	484 204
8443992000	Ink-filled printer cartridges	377 023	896 879	9 819 130	22 753 989
8443993000	Paper feeders and sorters	2 657	5 354	152 555	242 444
8443999000	Oth part & accessori of screen printingmachinery	106 549	266 703	3 667 939	9 059 197
8444100000	Mach for extrude,texture/cut man-madetextile material,electric o	138 308	279 747	2 189 552	4 993 233
8444200000	Mach for extrude,texture/cut man-madetextile material,not electr	0	6 653	0	18 084
8445111000	Carding machines,electrically operated	845 550	1 236 997	13 419 460	19 204 198
8445121000	Combing machines, electrically operated	6 760	72 352	132 993	401 917
8445131000	Drawing/roving machines,electricallyoperated	824 883	1 162 466	3 466 273	6 485 543
8445191000	Other machines for preparing textilefibres; electrically operated	54 481	731 546	427 301	5 086 521
8445201000	Textile spinning machines;electrically operated	521 825	2 069 742	1 919 324	10 649 067
8445202000	Textile spinning machines;not electrically operated	1	1	150	150
8445301000	Textile doubling/twisting machines;electrically operated	148 034	288 699	228 571	642 505
8445302000	Textile doubling/twisting machines;not electrically operated	0	8 300	0	119 000
8445401000	Textile winding(including weft-winding)or reeling machin,electrica	224 569	1 009 885	4 123 185	15 557 586
8445402000	Textile winding(including weft-winding)or reeling machin,notelectr	0	14 337	0	25 485
8445901000	Oth machinery for preparing textile,electrically operated	19 731	105 414	726 060	2 157 631
8445902000	Oth machinery for preparing textile,not electrically operated	125	2 619	16 524	139 488
8446101000	Machines for weaving fabrics of a width<= 30 cm, electric operate	153 361	335 747	1 145 446	1 820 407
8446210000	Machine for weaving fabrics of a width> 30 cm, Power looms, shut	0	357 490	0	1 890 025
8446290000	Machine for weaving fabrics of a width>30 cm, Oth than Pwr loom	630 249	1 552 985	8 537 254	15 356 071
8446300000	Machine for weaving fabrics of a width> 30 cm, shuttleless type	1 460 367	2 259 386	8 269 641	18 189 426
8447111000	Circular knitting mach,cylinder diamtr<= 165 mm, electrically oper	26 833	160 160	584 134	1 188 775
8447121000	Circular knitting mach,cylinder diamtr>165 mm, electrically operat	133 258	454 036	454 420	2 372 706
8447201000	Flat knitting & stitch bonding machine,electrically operated	73 995	177 559	892 018	2 652 556
8447202000	Flat knitting & stitch bonding machine,not electrically operated	16	16	55	55
8447901000	Machines for making gimped yarn,tulle,lace&mach for tufting,elec	203 134	762 016	2 508 224	5 747 999
8447902000	Machines for making gimped yarn,tulle,lace&mach for tufting,not	6 475	23 312	51 551	136 122
8448111000	Dobbies & jacquards, card reducing,electrically operated	11 994	87 708	394 212	925 096
8448112000	Dobbies & jacquards, card reducing, notelectrically operated	1	6 805	10	9 425
8448191000	Oth auxiliary machin for mach of heading84.44, 84.45, 84.46, 84.4	76 163	264 961	1 276 640	2 619 968
8448192000	Oth auxiliary machin for mach of heading8444, 8445, 8446, 84.47,	597	1 082	3 394	9 897
8448200000	Parts&accessories of mach of heading84.44/their auxiliary machin	149 465	409 672	2 104 499	4 582 093
8448310000	Card clothing of mach of heading 84.45	23 197	62 251	406 887	960 986
8448320000	Parts&accessories of mach for preparingtextile fibres,other than c:	130 925	228 103	2 658 768	4 547 215
8448330000	Spindles, spindle flyers,spinning rings,and ring travellers of mach 8	13 870	62 414	599 316	1 452 646
8448390000	Other parts & accessories of mach ofhead 84.45/their auxiliary ma	247 128	700 292	3 210 916	7 741 545
8448420000	Reeds for looms, healds & heald-framesfor weaving machines	1 934	24 423	116 782	594 450
8448491100	Shuttles, for electrtrically operatedweaving machine	4 143	13 929	199 265	430 857
8448491900	Oth parts & acces, for elect operatedweaving machine	42 898	306 157	799 527	2 974 148
8448492000	Parts & acces, for non electricallyoperated weaving machine	2 910	7 930	71 134	219 462
8448510000	Sinkers, needles&other articles used informing stitches	10 724	32 224	1 218 867	3 580 315
8448590000	Othe parts&accessories of mach ofhead 8447/their auxiliary mach	54 711	124 496	633 561	1 589 281
8449001000	Mach for the manufacture/finishing offelt/nonwovens,electrically	476	91 813	2 926	267 931
8449002000	Mach for the manufacture/finishing offelt/nonwovens, not elect o	18	282	8 659	58 884
8450111000	Household/laundry-type washing machin;fully-automatic mach;capa	139 737	310 328	522 467	1 150 126
8450119000	Household/laundry-type wash mach;fully-automatic machine;capa	1 469 288	4 389 487	5 957 703	18 101 986
8450120010	Household/laundry-type wash mach;built-in centrifugal drier,capa	142 986	347 013	602 923	1 460 550
8450120020	Household/laundry-type wash mach;built-in centrifugal drier,capa	599 554	1 864 994	2 400 108	7 490 549
8450190010	Other household/laundry-type wash mach;dry linen capacity <= 6	0	120	0	586
8450190020	Other household/laundry-type wash mach;dry linen capacity > 6 k	730	1 319	4 659	8 116
8450200000	Household/laundry-type washing mach;a dry linen capacity >10 kg	116 610	415 599	618 316	2 102 335
8450901000	Parts of goods of subheading 8450.20	4 613	5 329	48 011	74 329
8450902000	Parts of goods of subheading 8450.11,8450.12 or 8450.19	593 877	1 961 871	1 712 966	4 943 335
8451100000	Dry-cleaning machines	13 540	62 412	128 877	406 773
8451210000	Drying machines,each of a dry linencapacity not exceeding 10 kg	20 319	61 972	108 622	291 662
8451290000	Drying machines,each of a dry linencapacity exceeding 10 kg	96 839	282 149	849 522	2 168 003
8451300000	Ironing machines and presses(including fusing presses)	18 079	151 568	420 956	1 542 039
8451400000	Washing, bleaching or dyeing machines	90 513	314 106	1 273 682	3 486 640
8451500000	Mach. for reeling,unreeling,folding,cutting/pinking textile fabrics	24 539	91 268	279 073	770 989
8451801000	Other machinery exclude machines of hd84.50; for domestic use	5 761	60 884	44 102	359 759
8451809000	Other machinery exclude machines of hd84.50; not for domestic u	196 068	461 641	1 817 562	4 548 403
8451901000	Parts of machines or dry linen capacityno exceeding 10 kg	346	982	24 029	31 379
8451909000	Parts of oth machines of heading 8451	34 870	120 200	704 166	1 344 236

I.3. IMPOR MENURUT KOMODITI / IMPORT BY HS COMMODITY
***** MARET/MARCH 2011 *****

HS	Uraian Komoditi Commodity Description	Berat Bersih / Net Weight (Kg)		Nilai / Value C.I.F (US\$)	
		Bulan ini	Kumulatif	Bulan ini	Kumulatif
		Current Month	Cum.Jan. to date	Current Month	Cum.Jan. to date
8452100000	Sewing machines of the householdtype	42 428	263 511	529 019	1 044 089
8452210000	Oth sewing machines, automatic units	256 888	620 876	3 921 136	9 580 901
8452290000	Oth sewing machines, not automatic units	391 986	1 425 204	4 246 873	12 725 722
8452300000	Sewing machine needles	23 022	62 913	242 567	396 067
8452400000	Furniture, bases and covers for sewingmachines and parts thereof	69 690	174 161	88 893	407 446
8452901100	Arms,beds,stands,flywheel,belt guard;treadles/pedals of subhead	22 122	29 869	21 242	46 205
8452901900	Oth part of sewing mach of machinery ofsubheading 8452.10	86 286	143 427	888 986	1 187 590
8452909010	Arms beds,foot & pedals of mach excludesubheading 8452.10	1 984	16 656	14 504	31 131
8452909090	Other parts of sewing mach of machineryexclude subheading 8452	197 150	504 538	580 623	1 641 334
8453101000	Machinery for prepare,tanning/work hides, skins/leather, elect op	158 797	201 129	1 282 917	1 661 938
8453102000	Machinery for prepare,tanning/work hides, skins/leather, not elec	631	2 730	918	4 018
8453201000	Machinery for making/repairingfootwear, electrically operated	328 545	1 338 642	2 541 049	10 672 034
8453202000	Machinery for making/repairingfootwear, not electrically operatec	10 927	128 051	109 996	648 377
8453801000	Mach for make/repaire other articles ofhides,skins,not sewing ma	594 297	1 576 523	3 524 274	9 484 118
8453802000	Mach for make/repaire other articles ofhides,skins,not sewing ma	10 379	18 641	63 872	145 723
8453900000	Parts of goods of heading 84.53	104 965	300 682	1 104 946	2 781 767
8454100000	Converters	245	3 949	36 001	127 153
8454200000	Ingot moulds and ladles	39 878	299 876	1 664 979	3 553 047
8454300000	Castng machines	252 541	1 597 346	1 726 732	8 320 895
8454900000	Parts of goods of heading 84.54	265 926	590 802	1 988 069	8 005 684
8455100000	Tube mills	2 063	2 063	35 729	35 729
8455210000	Oth Rolling mills, hot or combination hocold	558	250 559	972	486 321
8455220000	Oth Rolling mills, cold	0	60 370	0	294 309
8455300000	Rolls for rolling mills	623 326	1 431 032	2 544 022	7 106 819
8455900000	Other parts of metal-rolling millsand rolls therefor.	1 469 822	2 580 578	6 585 156	11 271 376
8456100000	Machines tool for work any material byremoval material,operat by	47 443	81 231	1 445 810	2 467 568
8456200000	Machines tool for work any material byremoval material,operat by	3 494	8 615	175 478	407 726
8456300000	Machines tool for work any material byremoval material,electro-d	11 185	117 193	277 037	1 551 966
8456901000	Mach tool for mnfact of printed circuit,numerical control,by plasm	12 045	23 526	329 480	524 539
8456902000	Wet proces equip for the applicationby immersion of electrochem	18	327	1 551	10 137
8456909000	Oth mach tool for work any material byother operating processes	4 335	46 943	110 394	559 060
8457100000	Machining centres	418 156	1 380 106	9 166 885	22 497 522
8457200000	Unit construction machines(single-station)	1	1 184	15	8 226
8457300000	Multi-station transfer machines	119	53 215	10 159	1 717 632
8458110000	Horizontal lathes, numericallycontrolled	247 960	610 614	4 925 200	10 966 817
8458190000	Horizontal lathes,not numericallycontrolled	271 585	1 016 191	1 628 531	6 917 568
8458910000	Other lathes,numerically controlled	31 053	136 126	1 310 150	2 688 109
8458990000	Other lathes,not numerically controlled	274 051	982 046	1 699 051	5 767 028
8459101000	Way-type unit head machineselectrically operated	30 366	105 075	1 177 113	3 115 365
8459102000	Way-type unit head machines, notelectrically operated	0	218	0	9 959
8459210000	Dilling machines, numericallycontrolled	72 796	107 492	923 294	1 203 021
8459291000	Dilling machines, electrically operated	73 166	310 574	1 842 156	2 848 185
8459292000	Dilling machines, not electricallyoperated	11 928	60 848	31 080	217 727
8459310000	Boring-milling machines, numericallycontrolled	39 970	45 313	454 425	472 194
8459391000	Oth boring-milling machines, electricalloperated	35 038	55 305	410 352	476 563
8459392000	Oth boring-milling machines, notelectrically operated	2 111	16 994	47 653	127 046
8459401000	Oth boring machines, electricallyoperated	68 641	336 357	1 691 015	3 223 243
8459402000	Oth boring machines, not electricallyoperated	387	42 649	583	185 631
8459591000	Oth milling machines, knee-type,electriclly operated	9 612	76 295	24 925	163 024
8459610000	Other milling machines, numericallycontrolled	3 757	25 936	57 500	171 850
8459691000	Other milling machines, not nmrcllycontrolled, electrically operate	49 274	162 223	694 242	962 379
8459692000	Other milling machines, not nmrcllycontrolled, not electrically ope	51 494	69 689	130 297	246 078
8459701000	Threading/tapping machines,electrically operated	21 711	53 754	402 850	585 572
8459702000	Threading/tapping machines, notelectrically operated	16 372	20 118	184 699	205 725
8460110000	Flat-surface grinding mach,an accuracyof at least 0.01 mm,numeri	37 024	94 628	810 733	1 424 209
8460191000	Oth flat-surface grinding mach, accuracyof at least 0.01 mm, elect	46 051	173 534	1 236 660	2 828 871
8460192000	Oth flat-surface grinding mach, accuracyof at least 0.01 mm, not e	3 264	5 795	116 910	138 749
8460210000	Other grinding mach,an accuracy of atleast 0.01 mm,numerically c	1 076	35 405	1 970	1 595 896
8460291000	Other grinding mach,an accuracy of atleast 0.01 mm, electrically o	51 940	131 895	323 350	1 466 325
8460292000	Other grinding mach,an accuracy of atleast 0.01 mm, not electric c	13 150	29 488	72 392	180 984
8460311000	Machine tools, numeric controlled, forsharpen carbide diamet <= :	6 497	26 172	64 405	144 779
8460319000	Oth sharpening (tool/cutter grinding)machines,numerically contro	4 326	38 879	129 622	350 754
8460391000	Oth sharpening (tool/cutter grinding)machines, electrically operat	24 374	40 534	704 505	791 928
8460392000	Oth sharpening (tool/cutter grinding)machines, not electrically ope	161	697	8 843	12 771
8460401000	Honing/lapping mach,electricallyoperated	20 355	43 719	196 045	845 182
8460402000	Honing/lapping mach, not electricallyoperated	0	1 415	0	9 334
8460901000	Oth mach-tools for deburring,abrasives/polishing products, electri	19 059	77 389	251 976	1 525 024
8460902000	Oth mach-tools for deburring,abrasives/polishing products,not ele	4 689	21 312	11 298	43 571
8461201000	Shaping/slotting machines,electricallyoperated	58 718	128 453	407 298	639 879
8461202000	Shaping/slotting mach,not electricallyoperated	656	753	3 261	18 400
8461301000	Broaching mach,electrically operated	15 619	41 753	211 924	1 071 154

I.3. IMPOR MENURUT KOMODITI / IMPORT BY HS COMMODITY
***** MARET/MARCH 2011 *****

H S	Uraian Komoditi Commodity Description	Berat Bersih / Net Weight (Kg)		Nilai / Value C.I.F (US\$)	
		Bulan ini	Kumulatif	Bulan ini	Kumulatif
		Current Month	Cum.Jan. to date	Current Month	Cum.Jan. to date
8461401000	Gear cutting,gear grinding/gearfinishing mach, electric operated	22 163	92 093	607 188	900 431
8461402000	Gear cutting,gear grinding/gearfinishing mach, not electric operatr	0	13 190	0	20 440
8461501000	Sawing/cutting-off machines,electrically operated	121 277	443 258	1 549 783	3 500 338
8461502000	Sawing/cutting-off machines, notelectrically operated	17 441	70 817	62 925	190 290
8461901000	Oth mach-tool for planing/shaping/slottiby cermets, electrically oꝑ	34 478	151 088	759 331	1 559 854
8461909000	Oth mach-tool for planing/shaping/slottiby cermets, not electrical	2 760	3 346	60 119	115 004
8462101000	Forging/die-stamping machines(including pres) & hammers, electr	2 736 644	5 200 152	8 720 408	20 652 512
8462102000	Forging/die-stamping machines(includ pres)&hammers,not electri	1 388	106 729	19 561	669 361
8462210000	Bend,fold,straighthen/flattening machine(includ pres),numeric cont	372 900	607 697	10 805 492	13 991 099
8462291000	Bend,fold,straighthen/flattening machine(incl pres),not nmrc coi	280 345	827 811	2 700 180	6 468 796
8462292000	Bend,fold,straighthen/flattening machine(incl pres), not nmrc contr	16 725	79 257	39 738	213 458
8462310000	Shearing machine (incl press),oth thancombine punching mach,nu	30 812	60 029	75 933	948 236
8462391000	Shearing machine (incl press),oth thanbine punching mach,not nm	89 704	405 932	389 419	2 598 501
8462392000	Shearing mach (incl press),oth than binepunch mach, not nmrc cor	66 408	134 610	353 066	473 190
8462410000	Punching/notching mach,incl comb punch &shearing mach,numeri	13 885	100 059	60 983	1 710 470
8462491000	Punching/notching mach,incl comb punch &shearing mach,not nu	61 478	161 386	438 150	1 137 567
8462492000	Punching/notching mach,incl comb punch &shear mach,not numri	3 389	8 817	56 433	82 582
8462910000	Hydraulic presses	825 214	1 176 852	4 161 405	6 914 211
8462991000	Mach for manufac of boxes,cans& similar contain of tin plate, elec	56 786	121 944	381 995	1 239 508
8462992000	Mach for manufac of boxes,canscontain tin plate,not elect. operat	0	132	0	80
8462995000	Oth machine for working metal byforging,hamming,electric operat	438 619	586 650	1 791 768	3 492 274
8462996000	Oth machine for working metal byforging,hamming,not electric op	340	20 544	7 188	116 541
8463101000	Draw-benches for bars,tube,profile,wire,or the like, electrically op	120 763	336 481	691 869	2 916 601
8463102000	Draw-benches for bars,tube,profile,wire,or the like, not electrically	1 276	40 826	12 522	78 825
8463201000	Thread rolling machines, electricallyoperated	13 736	81 542	129 257	966 136
8463202000	Thread rolling machines,notelectrically operated	65	65	483	483
8463301000	Machines for working wire,electricallyoperated	87 438	178 870	871 513	1 892 149
8463302000	Machines for working wire, notelectrically operated	346	359	1 860	1 938
8463901000	Oth mach tool for work metal/cerments,without remove material,	441 886	974 587	3 338 968	6 943 444
8463902000	Oth mach tool for work metal/cerments,without remove material,	6 201	7 260	12 514	15 305
8464101000	Sawing mach for working stone,ceramics electrically operated	26 747	127 960	66 479	377 379
8464102000	Sawing mach for working stone,ceramicsnot electrically operated	430	430	9 239	9 239
8464201000	Grinding/polishing machines,electrically operated	28 779	157 771	285 480	1 436 644
8464202000	Grinding/polishing machines,not electrically operated	689	2 647	5 843	10 892
8464901000	Oth mach tool for work stone,ceramics/like mineral material,elect	94 072	169 116	259 578	571 698
8464902000	Oth mach tool for work stone,ceramics/like mineral material,not e	15 427	70 659	72 376	183 879
8465100000	Mach, can carryout different type opera-tion without tool charge f	47 772	126 777	367 542	974 945
8465911000	Sawing machines for scoring PCB/PWBꞤ electrically operated	0	31 550	0	506 551
8465912000	Other sawing mach for scoring PCB/PWBꞤ, electrically operated	81 483	270 712	938 841	1 599 939
8465919000	Other sawing mach for scoring PCB/PWBꞤ, not electrically operate	21 235	85 785	121 963	314 899
8465921000	Mach tools for routing PCB/PWBꞤsubstrates,shank dmtr <=3.175 i	1	12 330	428	40 877
8465922000	Oth planing,milling/moulding (bycutting) mach,electrically operate	102 116	207 971	446 714	1 200 535
8465929000	Oth planing,milling/moulding (bycutting)machines,not electric ope	21 152	46 942	179 749	318 280
8465931000	Grinding, sanding/polishing machines,electrically operated	49 316	200 750	166 296	1 186 542
8465932000	Grinding, sanding/polishing machines,not electrically operated	0	18 329	0	371 446
8465941000	Bending/assembling machines,electrically operated	43 559	79 831	608 219	924 486
8465942000	Bending/assembling machines, notelectrically operated	3 666	6 073	30 916	34 317
8465951000	Drilling mach for manufac PCB/PWBꞤ,with a spindle speed > 50.0C	1 606	2 033	18 909	19 462
8465953000	Other drilling/morticing machines,electrically operated	35 286	122 747	84 423	311 144
8465959000	Other drilling/morticing machines, notelectrically operated	1 305	29 562	10 295	182 100
8465961000	Splitting, slicing/paring machines,electrically operated	61 913	187 550	333 590	1 016 431
8465962000	Splitting, slicing/paring machines,not electrically operated	613	8 987	6 867	75 663
8465993000	Lathes, electrically operated	9 292	50 553	27 165	326 829
8465994000	Lathes, not electrically operated	268	13 803	500	62 227
8465995000	Oth mach for deburring surfaces of PCB/PWBꞤ, for scoring lamina	55	22 144	3 309	46 767
8465996000	Other mach-tools for nailing,stapling,glueing/otherwise assemb,el	84 866	326 282	342 599	1 531 749
8465999000	Other mach-tools for nailing,stapling,glueing/otherwise assemb,nc	87 463	187 367	1 135 553	2 155 067
8466101000	Tool hold.self-open dieheads for 8456.908460.31,8465.91,8465.92	3 154	11 178	300 351	720 479
8466109000	Other tool holders & self-openingdieheads	105 496	162 974	2 503 710	4 184 998
8466201000	Work holders for sub 8456.99, 8460.31,8465.91, 8465.92, 8465.95	2 271	15 903	107 270	508 105
8466209000	Work holders for other machine	20 557	149 836	906 818	3 983 684
8466301000	Dividing head,special attach for 8456.908460.31,8465.91,8465.92,	359	650	7 621	29 591
8466309000	Dividing heads & other specialattachments for oth machine-tools	28 675	73 224	551 938	1 433 123
8466910000	Parts&acces suitable for machine ofheading 84.64	39 521	207 459	253 586	925 662
8466921000	Parts&acces suitable for mach subhead8465.92.10, 8465.95.10, 84	280	1 709	16 263	49 767
8466929000	Parts & acces suitable for mach ofother subheading 84.65	26 598	142 066	792 223	2 168 503
8466932000	Parts&acces suitable for mach subhead8456.90.10,8456.90.20,846	78	2 096	1 906	16 301
8466939000	Parts&acces suitable for mach ofother headings 84.56 to 84.61	60 661	207 226	3 024 799	6 782 094
8466940000	Parts & acces suitable for machineother headings 84.62 or 84.63	179 926	445 884	4 917 530	9 238 373
8467110000	Tool for work in the hand,pneumatic,rotary type (incl rotary perc	8 882	37 668	422 328	1 625 727
8467190000	Tool for working in the hand,pneumatic,in other type	20 747	63 634	155 421	659 945

I.3. IMPOR MENURUT KOMODITI / IMPORT BY HS COMMODITY
***** MARET/MARCH 2011 *****

HS	Uraian Komoditi Commodity Description	Berat Bersih / Net Weight (Kg)		Nilai / Value C.I.F (US\$)	
		Bulan ini	Kumulatif	Bulan ini	Kumulatif
		Current Month	Cum.Jan. to date	Current Month	Cum.Jan. to date
8467210000	Drills of all kinds with selfcontained electric motor	95 898	615 367	366 991	2 347 316
8467220000	Saws with self containedelectric motor	65 040	201 659	329 557	1 004 033
8467290000	Oth tool for working in the hand,with self-contained electric moto	259 101	1 228 316	1 303 584	5 083 069
8467810000	Chain saws	191 664	693 833	887 192	2 451 053
8467890000	Oth tool for working in the hand	14 217	123 369	235 779	802 237
8467911000	Part of chain saw,of elect-mechanic forwork in hand,self-cont. elec	21 199	60 761	32 935	101 775
8467919000	Part of other chain saw	63 957	260 731	117 342	539 238
8467920000	Parts of pneumatic tools	3 422	18 570	59 823	324 644
8467991000	Part of tool of subhead 8467.21, 8467.22or 8467.29	22 240	100 714	43 939	349 217
8467999000	Part of tool of of oth heading 8467	53 148	250 691	316 413	928 063
8468100000	Hand-held blow pipes	289	598	1 084	6 159
8468201000	Hand-operated gas welding, brazing/cutting appliances for metal	32 782	90 819	313 258	674 021
8468209000	Other gas-operated machinery & apparatus	54 937	172 452	1 056 038	2 488 607
8468800000	Other machinery and apparatus for soldering, brazing/welding	68 699	210 097	594 311	1 448 021
8468901100	Parts of goods of subheading8468.10	2 649	10 619	20 830	73 119
8468901200	Parts of goods of subheading8468.20.10	13 714	36 773	91 177	456 511
8468909000	Parts of other Heading 8468	42 413	103 396	484 011	925 580
8469009010	Automatic typewriters	2 705	4 607	26 706	46 754
8469009090	Other typewrites	10 376	40 103	7 976	273 653
8470100000	Electronic calculators, cpble of operatiwithout an extnl source elec	58 831	154 246	186 849	544 827
8470210000	Electronic calculating machinesincorporating a printing device	110	8 775	2 133	302 664
8470290000	Other electronic calculating machines	12 345	37 845	151 378	474 573
8470300000	Other calculating machines	21 641	51 898	70 921	176 368
8470500000	Cash registers	45 819	107 750	5 507 923	7 351 329
8470902000	Accounting machines	53	176	744	3 700
8470909000	Machines for pocket-size data record,reproduc,display mach with	0	37	0	668
8471301000	Handheld computer incl palmtop & PDAs	3 880	25 483	1 366 964	4 229 291
8471302000	Laptop incl notebooks	1 396 545	3 902 704	109 646 679	243 030 249
8471309000	Oth portable digital automatic dataprocc mach,weigh not more tha	31 039	195 130	5 965 426	15 455 679
8471411000	Personal computers excl 8471.30with at least a CPU and an input/	115 486	229 751	4 809 833	9 285 053
8471419000	Oth automatic data processing machineswith at least a CPU and a	48 504	112 555	2 525 087	7 386 695
8471491000	Personal computers excl 8471.30presented in form of systems	407 603	928 325	16 500 677	38 160 505
8471499000	Oth automatic data processing machinespresented in form of syst	71 650	286 731	4 324 495	9 284 474
8471501000	Processing units for personal computerother of subhd 8471.41 or	375 288	752 219	14 596 803	27 129 984
8471509000	Oth Processing unitsother of subhd 8471.41 or 8471.49	203 333	630 611	9 750 323	24 978 108
8471603000	Computer keyboards	113 111	396 218	834 818	2 454 166
8471604000	X-ycoordinate input devices,includingmouse,light pens,joystick,tra	164 007	674 927	1 472 953	4 011 888
8471605000	Plotters whether input/output units ofheading 84.71or of heading	0	12 232	0	79 813
8471609000	Other input/output units,whether/not contain storg unitsthe same	79 559	225 134	1 229 547	4 014 060
8471701000	Floppy disk drives	3 907	8 193	38 874	92 511
8471702000	Hard disk drives	421 456	1 135 261	8 582 352	25 330 543
8471703000	Tape drives	3 490	9 195	362 518	1 094 532
8471704000	Optical disk drives,including cd-romdrives,dvd drives & cd-r drives	220 827	593 941	3 907 354	13 100 479
8471705000	Proprietary fmat strge device includ me-dia therefor f automat. dt	23 828	150 610	4 624 916	10 184 951
8471709100	Backup management systems	175	1 365	4 621	62 541
8471709900	Other storage units ofautomatic data processing machine	68 227	180 879	559 486	2 168 037
8471801000	Control and adaptor units	115 114	326 922	980 548	2 610 257
8471807000	Sound card and video card	16 589	49 071	194 023	588 201
8471809000	Other units of automatic dataprocessing machines	174 198	429 063	2 213 523	6 555 556
8471901000	Bar code readers	309	2 203	10 568	28 508
8471902000	Optical character readers,document/image scanners	86 060	283 555	3 053 443	10 267 674
8471909000	Other units automatic data processingmachines	556 286	1 466 311	11 129 943	30 997 717
8472101000	Duplicating machines, electricallyoperated	10	525	139	2 567
8472102000	Duplicating machines, not electricallyoperated	289	888	42 984	53 424
8472301000	Machin for sorting/folding mail/forinserting mail in envelopes,elec	1	7 280	147	83 468
8472302000	Machin for sorting/folding mail/forinserting mail in envelopes,not	1	33	1 909	15 751
8472901000	Automatic teller machines	484 568	884 478	5 558 883	11 096 379
8472902000	Electronic fingerprint identificationsystem	5 059	12 813	49 500	145 534
8472903000	Other office machines,electricallyoperated	51 477	155 045	934 559	1 824 516
8472909000	Other office machines,not electricallyoperated	872	35 085	15 069	223 791
8473101000	Printed circuit assemblies for word-processing	1	25	581	2 267
8473109000	Other parts & access of the mach ofheading 84.69	5 738	16 852	386 227	822 676
8473210000	Parts & access electronic calculatingmach sub 8470.10, 8470.21/8.	962	3 651	25 823	71 848
8473290000	Parts & access of other machines ofheading 84.70	12 441	34 636	296 904	706 933
8473301000	Assembled printed circuit boardsfor machines of heading 84.71	274 494	1 006 671	12 038 565	27 515 307
8473309000	Parts & access ofother machines ofheading 84.71	814 362	2 427 687	21 166 759	50 277 145
8473401100	Parts including printed circuit assemfbr machines of heading 84.7	221	4 001	20 433	110 939
8473401900	Other parts&accessories of the machof heading 84.72,for electric	186 404	603 609	763 024	2 293 689
8473402000	Other parts&accessories of the machheading 84.72,for non electri	899	1 221	3 574	4 185
8473501100	Parts&accessories suitable for usewith mach of heading 84.71,elec	43 541	155 365	796 738	1 618 409
8473501900	Parts&accessories suitable for usewith mach head 84.69 & 84.72,€	15 404	34 408	97 082	263 692

I.3. IMPOR MENURUT KOMODITI / IMPORT BY HS COMMODITY
***** MARET/MARCH 2011 *****

H S	Uraian Komoditi Commodity Description	Berat Bersih / Net Weight (Kg)		Nilai / Value C.I.F (US\$)	
		Bulan ini	Kumulatif	Bulan ini	Kumulatif
		Current Month	Cum.Jan. to date	Current Month	Cum.Jan. to date
8473502000	Part&aces suitable for use with machof heading 84.69-84.72,non	10	10	142	142
8474101000	Sorting,screening,separating/washingmachines, electrically operat	325 728	806 951	1 953 536	3 425 065
8474102000	Sorting,screening,separating/washingmachines, not electrically op	15 054	51 877	24 969	109 892
8474201100	Crushing/grinding machines forstone electrically operated	2 636 745	8 876 861	16 961 956	92 658 922
8474201900	Crushing/grinding mach for earth,oresoth mineral substances,elect	292 691	693 856	2 111 081	5 562 247
8474202100	Crushing/grinding mach for stone notelectrically operated	2 296	46 633	3 718	175 345
8474202900	Crushing/grinding mach for earth,oresoth mineral substances,not e	25 140	252 170	161 999	871 323
8474311000	Concrete/mortar mixers, electricallyoperated	178 894	546 800	1 637 438	4 876 201
8474312000	Concrete/mortar mixers, notelectrically operated	10 416	13 943	11 890	31 252
8474321000	Mach for mixing mineral substances withbitumen,electrically oper	238 121	704 609	589 331	1 636 485
8474322000	Mach for mixing mineral substances withbitumen,not electrically c	0	6 224	0	12 860
8474391000	Other mixing/kneading machineselectrically operated	161 559	526 849	999 286	2 812 006
8474392000	Other mixing/kneading machines notelectrically operated	32 474	136 432	94 788	1 743 626
8474801000	Mach for agglomerating,shaping/mauldsolid mineral fuels,electric	821 753	1 002 390	4 973 473	6 910 753
8474802000	Mach for agglomerating,shaping/mouldsolid mineral fuels,not elec	9 419	22 785	42 365	109 624
8474901000	Parts of mach for heading 8474.10 to8474.80 of electric operated	997 551	4 304 046	6 024 782	45 596 575
8474902000	Parts of mach for heading 8474.10 to8474.80 of not electric opera	35 631	235 080	265 496	2 430 091
8475101000	Mach for assembl electric/electronicclamps tubes/valves,electric o	17 960	78 055	446 140	1 871 965
8475102000	Mach for assembl electric/electronicclamps tubes/valves,not elect.	0	11 420	0	61 555
8475290000	Other machines for manufacturing/hot working glass/glassware	35 727	144 248	451 704	992 245
8475901000	Parts of machine for heading 8475.10to 8475.29 of electric operat	9 238	39 258	401 500	1 634 629
8475902000	Parts of machine for heading 8475.10to8475.29 of not elect. oper:	31	37 141	11 717	231 704
8476290000	Other automatic beverage-vendingmachines	160	215	473	534
8476890000	Other automatic goods-vendingmachines	476	2 707	9 770	48 503
8476901000	Parts of automatic goods-vend machincorpor heating/refriger,elec	102 165	273 241	1 130 382	3 638 747
8476909000	Parts of automatic goods-vendingmach	57	461	1 268	24 887
8477101000	Injection-moulding machines formoulding rubber	979 967	2 872 102	10 080 495	23 293 365
8477103100	P.v.c. injection moulding machine	1 026 868	2 595 017	5 175 426	15 108 862
8477103900	Other injection-moulding machinesfor moulding plastics	151 312	749 930	959 545	6 679 307
8477201000	Extruders for extruding rubber	18 159	41 471	426 720	602 911
8477202000	Extruders for extruding plastics	536 234	1 762 637	13 482 259	34 004 771
8477300000	Blow moulding machines	203 386	1 002 651	1 918 777	16 636 273
8477401000	Vacuum moulding & other thermo formingfor moulding/forming r	97 471	276 029	888 203	2 207 532
8477402000	Vacuum moulding & other thermo formingfor moulding/forming p	155 948	427 400	1 474 572	7 402 117
8477510000	Mach for mould/retread pneunt tyres,for moulding/othwise form	105 497	208 933	822 082	1 806 284
8477591000	Other machine for moulding/otherwise-forming for rubber	174 074	510 663	873 885	2 718 986
8477592000	Other machine for moulding/otherwise-forming for plastics	138	1 786	7 653	21 201
8477801000	Other machinery for rubber,electrically operated	1 099 599	2 799 548	6 714 074	25 821 147
8477802000	Other mach for rubber,not electricallyoperated	115 645	930 621	1 544 532	9 057 618
8477803100	Lamination presses for the manufactrof PCB/PWBs	31 486	73 391	1 431 042	1 582 426
8477803900	Other machinery for plastics,electrically operated	67 319	519 566	696 349	11 209 931
8477804000	Other machinery for plastics, notelectrically operated	23 341	70 058	872 063	1 690 517
8477901000	Parts of electrically operatd mach forworking rubber/products froi	219 136	1 047 839	3 283 428	13 644 939
8477902000	Part of nonelectric opratd mach forworking rubb/fr the manuf pro	121 058	349 516	2 907 701	7 322 285
8477903200	Pars of lamination presses fr themanuf of PCB/PWBs	1 488	3 637	16 199	105 877
8477903900	Oth parts not in 8477.90.31-32	12 508	49 009	578 440	1 460 743
8477904000	Part of non elect.mach fr workig plast/manuf of prodct frm plastic	29 982	78 661	772 752	1 252 041
8478101000	Machinery for preparing/making uptobacco, electrically operated	76 887	321 150	10 083 854	23 995 404
8478102000	Machinery for preparing/making uptobacco, not electrically opera	0	41	0	13 425
8478901000	Part of cigar/cigarette electricallyoperated mach	54 172	85 857	1 886 903	5 468 258
8478902000	Part of cigar/cigarette,nonelectrically operated mach	392	6 589	44 409	80 227
8479101000	Machinery fr public works,building/thelike electrically operated	50 820	193 685	2 377 861	3 498 131
8479102000	Machinery fr public works,building/thelike not electrically operate	23 599	83 397	221 903	835 824
8479201100	Machinery for making palm oilelectrically operated	1 993 741	2 823 246	15 076 655	23 367 848
8479201900	Machinery for preparing palm oilelectrically operated	53 550	177 654	239 550	2 789 869
8479202100	Machinery for making palm oil notelectrically operated	179 111	1 897 881	495 275	5 143 150
8479202900	Machinery forpreparing palm oil notelectrically operated	174 582	396 795	981 083	2 309 175
8479301000	Presses for the manufacture ofparticle board electrically operated	153 217	1 470 827	706 573	21 230 952
8479302000	Presses for the manufacture ofparticle board not electrically opert	657	691	4 989	5 889
8479401000	Rope/cable making mach,electrically operated	83 046	109 382	3 578 795	3 705 667
8479402000	Rope/cable making mach, notelectrically operated	129	10 369	8 779	141 326
8479500000	Industrial robots, not elsewherespecified/included	105 994	179 856	2 139 810	4 410 247
8479600000	Evaporative air coolers	125 567	276 545	973 168	2 430 984
8479811000	Oth mach&mechanical appliance fortreating metal,electrically ope	125 988	531 227	594 358	3 260 377
8479812000	Oth mach&mechanical appliance fortreating mtl,nonelectrically o	29 838	54 909	111 150	249 931
8479821000	Mixing,kneading,crush,grind,screen, &otherwise machine,electric	419 747	1 051 572	5 981 675	13 160 651
8479822000	Mixing,kneading,crush,grind,screen, &otherwise machine,not elec	6 303	44 274	292 987	690 732
8479892000	Chemical vapour deposition app forflat panel display production	91 524	162 159	806 382	3 537 409
8479893000	Oth apparatus, electrically operated	190 146	622 256	3 755 425	13 013 772
8479894000	Oth apparatus,nonelectrically operated	90 903	257 911	4 035 391	8 498 312
8479902000	Part of goods of subheading8479.89.20	1 125	91 442	17 430	157 366

I.3. IMPOR MENURUT KOMODITI / IMPORT BY HS COMMODITY
***** MARET/MARCH 2011 *****

HS	Uraian Komoditi Commodity Description	Berat Bersih / Net Weight (Kg)		Nilai / Value C.I.F (US\$)	
		Bulan ini	Kumulatif	Bulan ini	Kumulatif
		Current Month	Cum.Jan. to date	Current Month	Cum.Jan. to date
8479903000	Part of oth electrically operatedmachines	272 020	1 212 966	3 896 997	13 508 093
8479904000	Part of nonelectrically operatedmachines	76 090	131 705	1 324 877	3 185 702
8480100000	Moulding boxes for metal foundry	114 861	220 332	1 144 880	2 877 208
8480200000	Mould bases	238 501	818 773	2 040 104	5 983 743
8480301000	Moulding patterns, of copper	8 444	18 178	122 706	172 471
8480309000	Moulding patterns, of other material	204 811	669 629	3 127 030	8 403 216
8480410000	Moulds for metal/metal carbidesinjection/compression types	66 615	125 271	934 951	2 944 093
8480490000	Moulds for metal/metal carbides notinjection/compression types	138 296	482 883	2 035 085	6 971 919
8480500000	Moulds for glass	13 599	34 327	263 753	1 048 635
8480600000	Moulds for mineral materials	384 391	883 330	1 322 623	6 299 094
8480710000	Moulds for rubber,plastics, injection/compression type	402 878	1 213 199	9 037 371	22 025 836
8480790000	Mould for rubber,plastics, not injection, compression type	16 646	60 713	507 401	2 319 520
8481101100	Pres-reduce valve,iron/steel,manualoperate sluice,5 cm <=int dia	31 395	73 986	475 166	1 090 781
8481101900	Pres-reduce valve,iron/steel,automaticoperate sluice,5 cm<=int di	114 462	320 148	1 686 623	6 252 748
8481102000	Pressure-reducing valves of copper/copper alloys	25 646	57 066	364 517	883 973
8481109000	Pressure-reducing valves not of iron/steel,not of oth metal,not of	41 618	220 339	530 936	1 894 835
8481201000	Valve for pneumatic tran,manual operatesluice, 5 cm<=internal di	13 015	42 962	194 864	610 164
8481209000	Valves not of iron/steel, not of othmetal,not of plastics	157 871	367 870	2 060 543	5 362 727
8481301000	Cast iron valve of swing check-valvetype,40 <=inlets internal diam	141 669	315 109	838 384	1 882 157
8481302000	Check (nonreturn) valve,copper/copperalloy, internal diameter < 2	384	22 168	27 095	157 895
8481309000	Other check (nonreturn) valve	324 368	888 178	3 557 989	10 701 163
8481401000	Safety/relief valves of iron/steel	3 191	14 358	155 541	311 302
8481409000	Oth safety/relief valves	158 539	442 139	3 557 162	8 317 681
8481801100	Valves fr inner tube of copper/copperalloys	224 936	537 392	2 016 513	4 886 080
8481801200	Valves for inner tubesof oth materials	30 690	107 017	323 206	953 950
8481801300	Valves for tubeless tyres of copper/copper alloys	1 665	6 548	30 200	120 486
8481801400	Valves for tubeless tyres of othmaterials	2 368	29 800	58 104	203 469
8481802100	Lpg cylinder valves having inlet &outlet internal diameters<=2.5cm	4 411	18 828	42 870	144 933
8481802200	Lpg cylinder valves having inlet &outlet internal diameters>2.5cm	3	9 225	210	17 664
8481803000	Cocks/valves,whether/not fitted withpiezo electric igniters for gas	41 842	141 103	125 920	552 153
8481804100	Soda water bottle valve;gas operat,of plastic, 1 cm < intern dia <=	879	1 099	915	2 121
8481804900	Oth soda water bottle valves;gas operatebeer dispensing units	47 010	147 740	478 524	2 122 414
8481805100	Mixing tapes and valves,of plastic,1 cm < internal diameter <= 2,5c	9 011	24 029	28 739	152 225
8481805900	Others mixing tapes and valves	61 906	448 691	111 324	1 007 267
8481806100	Water pipeline valve,manual operatesluice,5cm<inlet/outlet int di	4	67 242	386	50 028
8481806200	Cast iron gate valve,inlet diamtr>=4cm &cast iron butterfly valve,i	94 068	300 646	1 003 505	2 549 199
8481806300	Cast iron gate valve,inlet diamtr<4cm &cast iron butterfly valve,inl	44 405	243 662	509 323	1 647 953
8481806400	Hog nipple waterer,of plastics,1 cm <=internal diameter < 2,5 cm	0	9	0	1 199
8481806500	Other hog nipple waterers	9 404	14 473	80 229	187 267
8481806600	Nipple joint valves,of plastics, 1 cm<=internal diameter < 2,5 cm	203	299	4 041	5 272
8481806700	Other nipple joint valves	42 049	79 573	481 364	1 427 283
8481807100	Ball valves,of plastics, 1 cm <=internaldiameter < 2,5 cm	24 618	162 828	223 946	652 241
8481807200	Other ball valves	275 823	875 040	3 103 045	7 937 653
8481807300	Gate valve,manual operate,of iron/steel,5cm<=inlet/outlet intern	228 340	774 346	1 451 824	3 402 783
8481807400	Gate valve,manual operate,of iron/steel,inlet/outlet internal diam	7 768	54 459	160 209	488 611
8481807500	Manifold valves of plastics, 1 cm <=internal diameter < 2,5 cm	638	4 281	7 931	39 728
8481807600	Other manifold valves	37 691	179 094	212 218	750 586
8481808100	Pneumatic control valve,of plastics,1 cm <=internal diameter < 2,5	5 077	6 003	37 079	114 783
8481808200	Other pneumatic controlled valve	7 736	21 247	318 284	725 502
8481808300	Oth valve of plastic,inlet diamtr>=1cm,outlet diamtr <= 2,5 cm	5 406	16 012	17 105	41 477
8481808400	Oth valve of plastic,inlet diamtr>=1cm,outlet diamtr > 2,5 cm	10	10 354	2 089	22 392
8481808500	Oth valve of plastic,with other size ofinlet/outlet diameter	67 654	232 458	472 230	1 296 849
8481808600	Other valve of stainless steel/nickle,manual operate,weighting < 3	75 014	293 063	724 432	1 991 035
8481809100	Ball valves	73 222	175 427	631 764	1 917 114
8481809900	Other valves and similar appliances forpipes	870 466	3 211 515	18 575 520	44 242 159
8481901000	Parts of housing for sluice/gate valves	7 604	54 979	207 343	549 163
8481902100	Bodies, for water taps	993	7 758	18 314	80 279
8481902300	Others bodies for taps, cocks, valves,and similar appliances	38 950	89 807	366 492	747 057
8481902900	Others parts for taps, cocks, valves, &similar appliance of int. dimt	96 702	351 142	1 262 534	4 253 692
8481903000	Valve bodies/stems of inner tube/tubeless tyres valves	37 279	99 247	662 884	1 750 452
8481904000	Valve cores of inner tube valves/tubeless tyres valves	15 627	34 964	157 423	188 075
8481909000	Others parts for taps, cocks, valves,and similar appliances	178 984	1 708 721	3 828 034	17 875 278
8482100000	Ball bearings	1 603 970	4 524 646	18 049 005	50 351 369
8482200000	Tapered roller bearings,includingcone&tapered roller assemblies	244 250	639 277	3 155 714	8 300 053
8482300000	Spherical roller bearings	168 875	337 326	1 111 573	2 351 878
8482400000	Needle roller bearings	93 681	276 477	2 498 000	6 649 674
8482500000	Oth cylindrical roller bearings	168 951	396 636	3 012 557	7 663 294
8482800000	Oth,including combined ball/rollerbearings	583 787	1 785 705	7 539 744	19 433 024
8482910000	Balls, needles and rollers	293 000	714 611	2 330 508	5 883 385
8482990000	Other parts of ball and roller bearings	813 788	2 263 832	6 700 532	19 867 841
8483101000	Transmission shafts for earth movingmachinery	76 724	258 780	1 687 100	6 109 979

I.3. IMPOR MENURUT KOMODITI / IMPORT BY HS COMMODITY
***** MARET/MARCH 2011 *****

H S	Uraian Komoditi Commodity Description	Berat Bersih / Net Weight (Kg)		Nilai / Value C.I.F (US\$)	
		Bulan ini	Kumulatif	Bulan ini	Kumulatif
		Current Month	Cum.Jan. to date	Current Month	Cum.Jan. to date
8483102100	Transmissi shafts for enginesf veniclehead 87.01exc 8701.10/8701	17 367	34 549	187 739	353 993
8483102200	Transmission shafts for engines ofvehicles of subhead 8701.10/871	10 715	12 760	32 644	50 415
8483102300	Transmission shafts for engines ofvehicles of heading 87.11	304 234	717 787	4 631 289	12 032 576
8483102400	Transmission shafts for engines ofoth vehicles of chapter 87	2 101 667	5 622 962	23 897 715	63 574 643
8483103100	Transmission shafts for marine propul-sion engines of an output<=	6	6	578	578
8483103900	Transmission shafts for marine propul-sion engines of an output>2	38 514	163 393	821 030	3 139 400
8483109000	Oth transmission shafts	873 094	3 012 025	11 570 331	34 147 387
8483201000	Bearing housing incorporating forearth moving machinery	15 706	46 367	204 734	611 440
8483209000	Bearing housing incorporating not forearth moving machinery&mc	145 579	593 096	1 039 804	3 568 162
8483301000	Bearing housing not incorporating forearth moving machinery	58 707	162 185	693 426	1 947 223
8483309000	Bearing housing not incorporat not forearth moving machinery&r	467 874	1 090 938	4 278 183	9 654 434
8483401100	Gear&gearing for engines of vehiclesof head 87.01exc subhead 87	20 837	60 522	251 349	1 385 082
8483401300	Gear&gearing for engines of vehiclesof heading 87.11	298 649	845 239	4 603 573	11 582 315
8483401400	Gear&gearing for engines of othvehicles of chapter 87	506 167	1 352 278	9 211 744	22 998 570
8483402100	Gear&gearing for marine propulsionengines of an output<=22.38 l	5 050	17 636	96 328	303 342
8483402900	Gear&gearing for marine propulsionengines of an output>22.38 k	304 680	1 014 055	2 853 408	6 489 943
8483403000	Gear&gearing for the engines of earthmoving machinery	479 954	1 188 589	7 055 892	17 553 905
8483409000	Gears and gearing for oth engines	862 375	2 308 791	9 596 761	27 922 649
8483500000	Flywheels&pulleys,including pulleyblocks	506 737	1 163 976	8 092 334	14 995 041
8483600000	Clutches&shaft couplings(includinguniversal joint)	531 145	1 427 487	7 010 266	18 206 759
8483901100	Parts of 8783.10 for pedestrian controlltractors of subheading 870	5 584	7 889	17 416	92 881
8483901300	Parts of 8783.10 for oth tractors ofheading 87.01	9 301	24 646	181 258	590 592
8483901400	Parts of 8783.10 for goods of heading87.11	42 938	210 615	513 353	1 315 229
8483901500	Parts of 8783.10 for oth goods ofchapter 87	140 360	366 211	2 769 092	6 934 516
8483901900	Parts of 8783.10 for oth	134 226	310 085	1 230 419	2 491 107
8483909100	Oth toothed wheels for pedestriancntrolled tractors of subhead8	1 663	2 075	16 722	27 983
8483909300	Oth toothed wheels for oth tractors ofheading 87.01	6	85	376	1 198
8483909400	Oth toothed wheels for goods ofheading 87.11	122 237	256 981	910 961	2 225 854
8483909500	Oth toothed wheels for oth goods ofchapter 87	125 916	323 018	1 830 852	4 860 044
8483909900	Oth toothed wheels for others	260 841	742 649	1 903 390	5 312 414
8484100000	Gaskets&similar joint metal sheetingcomb with oth material/2 mo	379 149	1 097 113	6 395 215	15 972 881
8484200000	Mechanical seal	66 910	191 240	1 609 458	3 569 364
8484900000	Sets/assortments of gaskets&similarjoints	192 373	533 773	4 560 435	11 765 357
8486102000	Spin dryers for semiconductor waferprocessing	656	27 284	6 032	127 002
8486103000	Machines for produc semiconductor waferby removal of material,	2 391	9 690	14 962	113 025
8486104000	Mach., app for sawing monocrystal semi-cond. boules into slice, w	16 469	16 469	89 793	89 793
8486105000	Grinding, polishing,lapping machines forproces. of semiconductor	29 261	38 096	122 271	174 060
8486106000	Apparatus for growing/pullingmonocrystal semiconductor boules	4 311	5 563	39 442	40 574
8486109000	Oth machines&apparatus for the manufactof boules/wafers	6 570	25 546	602 487	721 323
8486201200	Epitaxial deposition mach., spinners forcoating photograph emulsi	159	67 827	33 638	427 782
8486201300	Physical deposition app. by sputteringon semicond wafer, for semi	0	32 375	0	675 155
8486201900	Other film formation equipment	0	373	0	749
8486202900	Other doping equipment	5	56	501	6 440
8486203100	Deflash mach, spraying appliance foretching,stripping,cleaning sen	0	7 012	0	157 782
8486203300	App for wet etching, developing,stripping,cleaning semiconductor	0	2 969	0	44 152
8486203900	Other etching and stripping equipment	0	4 104	0	70 016
8486204100	Direct write-on-wafer apparatus	0	300	0	35 367
8486205100	Dicing machines for scribing/scoringsemiconductor wafers	0	62	0	628
8486205900	Other equipment for developing exposedwafers	0	27	0	127
8486209100	Lasercutters for cut contact. tracks insemiconductor production by	0	79	0	3 285
8486209200	Mach. for bend, fold and straighteningsemiconductor leads	50	239	49 647	174 127
8486209300	Resistance heated furnaces, ovens forthe manufact of semicon de	7	18	5 853	8 968
8486209500	Auto-mach. for the placement/removal ofcomp./contact element	24 329	24 342	572 434	577 104
8486209900	Other mach. & appts for the mnfact ofsemicon. devices/of elect ii	751	957	23 394	37 512
8486303000	Chemical vapour deposition app.to prodspinners for coat,physic d	3	11	324	1 116
8486309000	Othetr mach. and app. for the manufactof flat panel displays	1 262	6 051	4 550	150 900
8486402000	Die attach app, auto-tape/wire bonders,auto-mach.trans/handle/s	4 841	19 392	334 248	1 096 987
8486403000	Moulds for manufact. of semiconductordevices	130	870	6 485	48 686
8486404000	Optical stereoscopic microscopes withequip. design to handle of s-	0	1 129	0	1 401
8486409000	Other machines and apparatus specifiedin note 9(c) to this chapte	1 200	1 723	63 315	88 932
8486901100	Parts and accessories of app for rapidheating of semiconductor wa	242	2 385	5 426	29 399
8486901200	Parts & accessories of spin dryers forsemicnductor wafer prosesi	0	137	0	2 427
8486901300	Parts&accessories of mach. for prod.semicon wafers by removal/i	639	4 262	26 514	88 063
8486901400	Tool holders&self-open diehead, of machfor sawing s-boul to slice	0	1 878	0	8 000
8486901500	Oth parts, access.of mach. for sawingm-crystal s-boule to slice/wa	363	2 161	21 169	56 652
8486901600	Parts & access.of grind, polish, lapmach for processing of semicon.	98	3 068	8 790	87 900
8486901700	Parts & access.of app for grow/pullingmonocrystal semiconductor	0	203	0	2 486
8486901900	Oth parts, access.of mach. and app.for the manufact. of boules/wa	250	7 998	131 064	790 712
8486902200	Parts & access. of epitaxial depo. mach,spinner for coat photo. em	864	864	7 841	7 841
8486902300	Parts & access. of ion implanter fordoping of app for physical depc	0	192	0	8 197
8486902500	Oth parts & access. of spray for etch,strip,clean,dev s-wafer,dry-et	1 514	4 136	55 252	157 311

I.3. IMPOR MENURUT KOMODITI / IMPORT BY HS COMMODITY
***** MARET/MARCH 2011 *****

HS	Uraian Komoditi Commodity Description	Berat Bersih / Net Weight (Kg)		Nilai / Value C.I.F (US\$)	
		Bulan ini	Kumulatif	Bulan ini	Kumulatif
		Current Month	Cum.Jan. to date	Current Month	Cum.Jan. to date
8486902600	Tool holder/self-open diehead,of dicingmach laser cutters,fold,stri	28 475	29 839	37 587	95 138
8486902700	Other part and accessories of dicingmach laser cutters,fold,straight	59	71 575	4 127	1 542 766
8486902800	Part & access of resist heated, induct,dielectric furnaces/oven mnl	6	17 156	90	21 446
8486902900	Oth part & acces of mach & app.for mnfctof s-devices/of elect. int	65	65	4 911	4 911
8486903200	Tool holder/self-open dieheads,of app.wet etch patterns on flat p	1 685	1 689	26 425	26 580
8486903900	Oth part & access of mach and apparatusfor the manufact. of flat	173	15 470	21 212	117 942
8486904100	Part & acces of focused ion beam millingmach to produce, repair r	1 181	1 181	11 382	11 382
8486904200	Part&acces of die attach app, auto-tape/wire bonder, encapsul eq	690	1 958	80 959	147 817
8486904300	Part&acces of auto-mach transport, handstorage of s-conductors,	7	7 509	7 800	2 594 142
8486904400	Part&acc of optic stereoscop microscopewith equip to hndle/tran	130	400	4 537	10 123
8486904600	Part & acces of pattern generating appused to prod masks/rtcl fro	186	438	32 968	60 071
8486904900	Part and acces of other mach & appspecified in note 9(c) to this ch	2 520	13 013	178 661	798 310
8487100000	Ships/boats propellers and blades	185 083	384 271	1 361 216	2 491 222
8487900010	Oil seal rings	165 719	470 103	2 357 109	6 238 933
8487900090	Oth mach. parts, not cont. electric con-necter,insulator,coil, oth el	120 991	282 876	1 919 768	4 888 814
8501101100	Stepper dc motors of an output =<37.5w	23 319	221 909	619 565	1 593 227
8501101200	Spindle dc motors of an output =<37.5w	5 204	126 257	336 147	1 385 385
8501101900	Others dc motors of an output =<37.5w	337 159	882 435	3 666 333	12 062 657
8501109100	Stepper universal (AC/DC) motors ofan output =<37.5w	1 914	3 596	29 544	81 758
8501109200	Spindle universal (AC/DC) motors ofan output =<37.5w	3 979	21 983	160 455	485 166
8501109900	Others universal (AC/DC) motors ofan output =<37.5w	311 624	801 596	2 935 371	7 301 252
8501201100	Universal (AC/DC) motors ofan output >746 w and < 1 kw	14 011	19 452	79 563	95 734
8501201900	Universal (AC/DC) motors ofan output >37.5 w and <= 746 w	156 309	488 469	733 719	1 480 749
8501202000	Universal (AC/DC) motors ofan output>1 kw	27 317	34 651	48 041	155 285
8501311000	Dc motors an output =< 750 w	126 958	390 459	1 439 777	3 824 507
8501312000	Dc generators an output =< 750 w	10 876	481 062	130 189	6 858 888
8501320000	Dc motors/dc generator an output > 750wand <= 75 kw	28 336	245 627	148 395	1 010 285
8501330000	Dc motors/dc generator an output >75 kwand <= 375 kw	2 114	37 241	94 367	444 227
8501340000	Dc motors/dc generator an output > 375kw	12 892	38 685	54 559	218 624
8501401000	Oth AC motors, single-phase of anoutput <=1kw	1 181 945	2 928 909	3 311 978	7 857 893
8501402000	Oth AC motors, single-phase of anoutput >1kw	120 333	509 780	751 256	2 283 083
8501510000	Oth AC motors, multi-phase of anoutput >750 w	131 426	681 144	763 734	3 333 724
8501521000	Oth AC motors, multi-phase of an output> 750w and <=1kw	42 413	146 174	334 808	1 052 333
8501522000	Oth AC motors, multi-phase of an output> 1 kw and <= 37.5 kw	580 047	1 551 861	1 929 288	4 941 057
8501523000	Oth AC motors, multi-phase of an output> 37.5 kw and <= 750 kw	116 645	362 352	407 508	1 202 643
8501530000	Oth AC motors,multi-phase of anoutput >75kw	102 162	249 883	819 159	2 142 781
8501611000	AC generator of an output <=12.5 kva	132 616	864 801	291 481	1 308 877
8501612000	AC generator of an output > 12.5 kva &<=75kva	186 322	425 533	505 487	1 078 022
8501621000	AC generator of an output > 75 kva &<= 150 kva	50 799	95 181	137 043	226 342
8501629000	AC generator of an output > 150 kva &<= 375 kva	77 461	165 519	227 306	364 617
8501630000	AC generator of an output > 375 kva &<=750kva	52 007	89 548	186 261	258 582
8501640000	AC generator of an output > 750 kva	623 413	1 587 615	4 366 591	58 197 023
8502110000	Generat sets with compression ignitioninter combust piston output	523 036	1 935 734	2 581 114	8 143 055
8502121000	Generating sets with spark-ignit interncombust pist output >75kva	235 563	481 836	742 953	1 689 564
8502129000	Generating sets with spark-ignit interncombust pist output >125kv	135 864	599 995	1 262 648	5 365 878
8502131000	Generating sets with spark-ignit interncombust pist output > 1250	366 585	805 435	4 083 230	11 471 931
8502139000	Generating sets with spark-ignit interncombust pist output >375kva &	1 237 968	6 166 668	16 454 672	63 150 664
8502201000	Generating sets with spark-ignit interncombust piston output <=75k	587 246	2 207 404	1 347 798	5 223 000
8502202000	Generating sets with spark-ignit interncombust piston output >75k	126 390	612 636	229 477	1 072 088
8502203000	Generat sets with spark-ignition intrncombust piston outp>100kva	113 840	393 710	2 763 040	7 460 882
8502204900	Generating sets with spark-ignit interncombust piston output>10000l	372 093	783 972	689 623	1 572 151
8502311000	Oth generating sets wind-poweredof an output <=10,000 kva	729	6 829	3 450	64 710
8502391000	Oth generating sets not wind-poweredof an output <=10 kva	706	5 913	14 784	173 864
8502392000	Oth generating sets not wind-poweredof an 10 kva<output<=10,0l	129 331	521 858	1 220 098	10 394 254
8502393100	Oth generating sets not wind-poweredof an output > 12,5000 kva	58 382	536 794	225 183	5 450 500
8502393900	Oth generating sets not wind-powered ofan output > 10,000 kva &	19 223	187 654	58 472	3 885 312
8502400000	Electric rotary converters	544	35 804	18 968	1 163 229
8503001100	Stators for ceiling fans for generatorsof an output <= 10000 kw	7 538	12 992	66 518	198 579
8503001200	Parts of motors for generators ofan output <=1.5 kw &>75kw	8 102	41 839	56 977	414 543
8503001300	Parts of motors for generators ofan output >1.5 kw &<=75kw	1 105	39 970	5 653	111 967
8503009000	Parts of motors for generators ofan output >75 kw &<= 10000 kw	973 524	2 982 778	16 573 045	35 630 381
8504100000	Ballasts, for discharge lamps/tubes	447 873	977 363	2 299 835	5 441 007
8504211000	Step-voltage regulators;instrumentranformer with a power handl	6 913	22 748	125 287	317 054
8504219100	Liquid dielect transformer with handlingcap>5kva &<=10kva, side	4 267	19 159	92 175	201 011
8504219900	Liquid dielect transformer with handlingcap>5kva &<=10kva, side	98 703	274 182	1 630 001	5 045 060
8504221100	Step-voltage regulator, side voltage>=66kv & handling cap>650kva	0	57 770	0	440 000
8504221900	Step-voltage regulator of a high sidevoltage of <66,000 volts	33 923	63 826	299 998	491 873
8504229900	Liquid dielect transformer, side voltage< 66 kv, handl cap >650 kva	456	723 500	50 027	5 585 515
8504231000	Liquid dielectric transformers, powerhandl cap > 10000kva &<= 1'	215 690	308 268	2 379 867	2 730 695
8504232900	Liquid dielectric transformers, powerhandl cap > 20000kva	1 143 631	1 277 459	9 857 492	10 366 875
8504311000	Instrum. potential transformer, powerhandling capacity <= 1 kva	6 565	25 167	104 599	370 328

I.3. IMPOR MENURUT KOMODITI / IMPORT BY HS COMMODITY
***** MARET/MARCH 2011 *****

H S	Uraian Komoditi Commodity Description	Berat Bersih / Net Weight (Kg)		Nilai / Value C.I.F (US\$)	
		Bulan ini	Kumulatif	Bulan ini	Kumulatif
		Current Month	Cum.Jan. to date	Current Month	Cum.Jan. to date
8504312000	Instrum. current tranformer with powerhandling capacity <= 1 kva	44 996	122 077	819 055	1 841 049
8504313000	Flyback transformer, power handlingcapacity < 1 kva	59 764	167 075	518 067	1 349 071
8504314000	Intermediate frequency transformer,power handling capacity <= 1	15 004	33 280	294 079	768 335
8504315000	Step up/down transformer,slide regulatorhandling capacity <= 1 k	185 391	517 750	1 356 825	2 985 412
8504319000	Oth transformer having power handlingcapacity <= 1kva	250 453	700 663	3 507 457	9 122 655
8504321100	Matching transformers, power handlingcapacity > 1 kva and <= 5 k	4 727	7 957	54 101	104 599
8504321900	Oth instrument transformator, powerhandling capacity > 1 kva and	1 656	19 962	32 077	387 938
8504322000	Instrmt used with toys,scale modelor similar recreational mode	297	324	5 780	11 878
8504323000	Oth transformer, high frequency, powerhandling capacity > 1 kva :	93	2 457	254	60 880
8504324100	Matching transformers, side voltage>=66kv& power cap. > 10	187	2 185	4 634	38 646
8504324900	Oth instrument transformator, powercapacity > 5 kva and <= 10 k	0	358	0	3 988
8504325100	Matching transformers, power handlingcapacity > 10 kva and <= 1	0	274	0	4 192
8504325900	Oth instrument transformator, powercapacity > 10 kva and <= 16 l	7 652	32 159	133 148	424 425
8504331100	Matching transform.side voltage >= 66kv& power cap. > 16 kva an	1 253	6 052	18 663	72 876
8504331900	Oth instrum transform.side voltage>=66kv& power cap. > 16 kva a	6 368	14 266	192 779	242 772
8504339100	Matching transform. side voltage < 66kv& power cap. > 16 kva anc	199	5 787	3 198	92 474
8504339900	Oth instrum transform. side voltage<66kv& power cap. > 16 kva ar	25 090	88 411	342 212	994 133
8504341100	Matching transform.side voltage >=66kv &power cap >10000 kva :	0	2	0	306
8504341200	Oth instrum transform.side voltage>=66kvpower cap >10000 kva :	4	1 076	402	5 036
8504341300	Matching transform.side voltage < 66kv &power cap >10000 kva :	0	568	0	14 436
8504341400	Oth instrum transform. side voltage<66kvpower cap >10000 kva &	4 529	12 809	40 369	104 069
8504342100	Matching transform. having a powerhandling capacity >15000 kva	0	3 300	0	45 370
8504342900	Oth instrument transform. with powerhandling capacity >15000 k	237	217 191	11 421	2 304 148
8504401100	Uninterrupted power supplies (ups)	464 571	1 174 277	4 309 265	10 542 280
8504401900	Other static converter for automaticdata processing machines	177 305	429 925	24 086 366	29 200 823
8504402000	Battery chargers having a rating>100 kva	125 231	429 530	574 171	1 830 044
8504403000	Other rectifiers	41 761	131 517	1 843 654	5 046 597
8504404000	Inverters	52 978	147 190	1 627 576	2 398 382
8504409000	Other static converter	201 419	704 394	4 085 131	9 772 963
8504501000	Inductors for power supply for automaticdata process mach&unit	79 837	249 612	1 878 208	4 515 359
8504502000	Chip type fixed inductors	53 390	129 272	3 130 051	6 648 017
8504509100	Other inductors, with power handlingcapacity > 2500 kva and <= 1	11 602	21 018	709 975	1 823 205
8504509200	Other inductors having a power handlingcapacity > 10000 kva	1 394	132 124	26 418	920 307
8504901000	Parts of goods of subheading 8504.10	6 579	15 995	50 797	143 947
8504902000	Parts of printed circuit assmb good sub8504.40.11,8504.40.19,85C	747	8 011	26 305	194 374
8504903100	Radiator panel,flat tube radiator assembfor distrib&power transfo	41 956	95 929	143 991	366 734
8504903900	Oth part of electrical transformers ofa capacity <= 10,000 kva	32 862	159 160	346 933	1 697 366
8504904100	Radiator panel,flat tube radiator assembfor distrib&power transfo	87	27 598	3 479	90 953
8504904900	Oth part of electrical transformers ofa capacity > 10,000 kva	44 046	196 418	124 340	599 688
8504905000	Other, for inductors of capacity<= 2500 kva	0	1 710	0	312 010
8504906000	Other, for inductors of capacity> 2500 kva	239	1 218	48 606	179 750
8504909000	Parts of goods of heading 8504 oth thansubheading 8504.10.	508 823	1 114 960	5 125 618	10 731 102
8505110000	Permanent magnet of metal	304 641	882 723	2 667 226	7 455 350
8505190000	Permanent magnet not of metal	689 947	1 780 751	5 721 739	15 949 609
8505200000	Electro magnetic couplings, clutchesand brakes	51 371	144 919	1 165 901	3 206 097
8505901000	Electro magnetic/permanent magnetchucks,clamps&similar holdg	49 530	143 399	1 326 883	3 384 893
8505902000	Parts of goods of subheading 8505.20	3 973	23 113	20 500	239 110
8505909000	Oth non-permanent magnet	132 869	316 102	1 321 966	3 211 155
8506101000	Manganese dioxide having external volume<=300 cm of primary ce	99 125	222 027	526 390	1 295 397
8506109000	Manganese dioxide having external volume> 300 cm of primary ce	57 316	175 830	319 833	903 010
8506400000	Silver oxide of primary cell/batteries	633	1 860	3 530	11 784
8506500000	Lithium of primary cell/batteries	1 264	3 430	123 165	264 052
8506600000	Air-zinc of primary cell/batteries	79	1 269	358	39 388
8506801000	Zinc carbon, having an external volume<=300 cm of primary cell/b	0	349	0	9 655
8506802000	Zinc carbon, having an external volume> 300 cm of primary cell/b:	0	1	0	20
8506809000	Other primary cell/batteries	143 483	493 131	4 418 051	12 402 009
8506900000	Parts of primary cells/batteries	140 054	250 190	1 397 245	2 929 170
8507101000	Lead-acid, for starting piston engineof a kind used for aircraft	564	945	5 473	18 071
8507109000	Lead-acid, for starting piston engineof a kind used not for aircraft	872 683	2 078 243	3 024 556	7 521 445
8507209000	Oth lead-acid accumulator of a kindused not for aircraft	1 090 829	2 574 617	4 527 512	10 019 271
8507300000	Nickel-cadmium of electric accumulatorsincluding separator there	25 838	91 102	698 579	1 737 698
8507400000	Nickel-iron of electric accumulatorsincluding separator therefor	5 867	11 385	212 288	491 386
8507801100	Lithium ion accumulators of a kind usedfor laptop (incl. notebook,	1 340	7 408	95 867	262 810
8507801900	Other lithium ion accumulators	64 626	222 294	4 132 928	12 024 319
8507802000	Oth accumulator of a kind used foraircraft	1	1	376	376
8507809000	Other accumulator	317 264	925 609	3 462 211	10 160 453
8507901100	Plate of goods of subheading 85.07.908507.10	330	48 931	4 511	91 248
8507901900	Plates for other accumulators	43 977	125 468	140 943	328 975
8507909100	Other parts of a kind used for aircraft	0	7	0	6 326
8507909200	Battery separators in sheets, rolls/cutto size of materials oth than	183 248	462 262	897 742	2 265 993
8507909300	Part of goods of subheading 8507.10.90	27 605	91 080	199 365	616 314

I.3. IMPOR MENURUT KOMODITI / IMPORT BY HS COMMODITY
***** MARET/MARCH 2011 *****

HS	Uraian Komoditi Commodity Description	Berat Bersih / Net Weight (Kg)		Nilai / Value C.I.F (US\$)	
		Bulan ini	Kumulatif	Bulan ini	Kumulatif
		Current Month	Cum.Jan. to date	Current Month	Cum.Jan. to date
8507909900	Part of good of heading 8507.10 oth thansubheading 8504.10.90	38 272	112 831	248 133	1 010 181
8508110000	Vacuum cleaner with self-contained electa power < 1,500 w & a di	32 535	202 506	213 825	1 580 464
8508190000	Oth vacuum cleaners with self-containedelectric	22 320	72 788	163 766	570 465
8508600000	Other vacuum cleaners	49 582	158 946	442 355	1 330 292
8508700010	Part of vacuum cleaner for domestic use	1 140	15 817	12 011	169 182
8508700090	Part of vacuum cleaner other thandomestic use	2 506	8 659	21 506	97 651
8509400000	Food grinder&mixer,fruit/vegetable juiceextract with self-containe	241 697	867 441	1 634 599	5 125 329
8509801000	Floor polishers with self-containedelectric motor	17 254	36 410	100 040	194 112
8509809000	Oth electro-mechanic domestic applianceswith self-contained elec	17 757	61 715	140 986	492 161
8509901000	Part of goods of subheading 8509.80.10	3 116	3 318	7 537	8 780
8509902000	Part of goods of subheading 8509.40.10or 8509.80.90	395 457	1 198 732	617 623	2 032 072
8510100000	Shavers, with self-contained electricmotor	11 950	21 177	38 828	159 336
8510200000	Hair clippers, with self-containedelectric motor	9 276	13 261	30 227	46 777
8510300000	Hair-removing appliances,with self-contained electric motor	39	225	1 031	53 613
8510900000	Parts of shavers, with self-containedelectric motor	7 788	19 544	74 312	224 969
8511101000	Sparking plugs suitable for aircraftengines	3 457	4 147	17 374	27 592
8511109000	Other sparking plugs	79 292	227 928	469 765	1 359 070
8511200000	Ignition magnetos, magneto-dynamos,magnetic flywheels	62 431	227 244	700 561	2 366 120
8511302000	Unassembled distributors/ignition coilexcluding those for aircraft e	10 677	34 210	256 325	666 974
8511309000	Other distributors; ignition coils	195 560	540 366	4 069 835	10 767 249
8511401000	Starter motors & dual purpose starter-generators for aircraft engir	152	708	198 403	428 046
8511402000	Other unassembled starter motors	16 069	66 505	154 320	507 393
8511403000	Starter motors for vehicles of heading87.01 to 87.05	320 481	797 205	3 719 336	9 657 288
8511409000	Other starter motor	161 623	437 881	2 871 313	7 414 391
8511501000	Other generator suitable for aircraftengines	0	612	0	173 204
8511502000	Other unassembled alternators	4 024	5 877	24 774	47 615
8511503000	Oth alternators for vehicles of heading87.01 to 87.05	386 221	1 098 901	4 797 024	13 342 776
8511509000	Other generators	326 503	584 415	2 061 847	5 363 390
8511800000	Other equipment of electrical ignitionor internal combustion engir	33 635	139 258	368 061	1 268 042
8511900010	Parts of goods for aircraft engines	0	176	0	1 411
8511900091	Contact points	6 045	17 325	253 520	633 698
8511900099	Other parts of electrical ignition/internal combustion engines	557 083	1 720 322	7 412 523	21 275 935
8512100000	Lighting/visual signalling equipmentof a kind used on bicycles	14 080	46 352	156 598	322 272
8512201000	Lighting/visual signalling equipmentfor motor cars, assembled	420 733	1 135 968	6 625 368	17 159 658
8512202000	Unassembled lighting/visual signalingequipment	41 555	119 004	1 168 103	2 678 777
8512209000	Other lighting/visual signallingequipment	81 972	194 282	2 122 330	4 067 789
8512301000	Horns and serenes, assembled	28 732	133 001	190 366	567 779
8512302000	Unassembled sound signalling equipment	34 184	97 278	961 274	2 736 032
8512309000	Other sound signalling equipment :	37 899	179 375	575 045	1 427 804
8512400000	Windscreen wiper, defroster & demisters	150 725	448 843	1 933 448	4 962 654
8512901000	Parts of goods of subheading 8512.10	177	5 250	1 989	35 160
8512902000	Parts of goods of subheading 8512.20&8512.30./8512.40	111 445	355 705	2 001 904	6 455 978
8513101000	Miners helmet lamps	2 989	12 776	95 962	363 616
8513102000	Quarrymens lamps	3	5 761	21	14 622
8513109000	Other portable electric lamps	306 326	1 037 411	1 473 685	4 255 744
8513903000	Parts of reflectors for flashlights;plastic switch	8 572	29 759	40 317	135 906
8513909000	Oth part of portable elect lamp designedto fuct by their own sourc	124 257	329 746	356 368	1 041 787
8514100000	Resistance heated furnaces and ovens	73 299	166 392	1 931 841	3 762 475
8514202000	Oth furnace/oven function by inductionmanufact. of PCB/printed c	3 933	7 718	114 431	236 945
8514209000	Oth furnaces/oven function by inductionor dielectric loss	40 664	279 619	598 760	1 729 453
8514302000	Oth elect furnace/oven for the manufactof PCB/printed wiring boa	375	49 293	14 379	160 040
8514309000	Other furnaces and ovens	104 740	295 705	929 051	3 471 125
8514400000	Oth equipment for the heat treatment ofmaterials by induction/di	163 929	170 144	1 328 303	1 573 062
8514902000	Part of industrial/laboratory electricfunaces/oven for manufact.of	1 544	51 579	81 143	553 123
8514909000	Other parts of furnaces and ovens	37 766	165 689	467 617	1 873 365
8515110000	Soldering irons and guns	12 479	140 186	53 485	789 214
8515191000	Mach and app for soldering componenton PCB/printed wiring boa	8 700	12 686	315 480	482 681
8515199000	Other brazing/soldering machines andapparatus	33 649	96 811	359 702	2 379 122
8515210000	Mach and app for resistance welding ofmetal fully/partly automat	68 353	222 871	816 497	3 331 629
8515290000	Mach and app for resistance welding ofmetal non-automatic	117 004	454 676	780 430	2 938 948
8515310000	Mach and app for arc welding of metalfully/partly automatic	60 229	148 856	684 969	1 953 147
8515391000	AC arc welders, transformer type non-automatic	11 955	132 421	72 738	613 182
8515399000	Mach and app for arc welding of metalnon-automatic	148 587	446 455	1 965 805	4 762 494
8515801000	Electric mach & app for hot spraying ofmetals/sintered metal	2 545	89 552	72 358	738 941
8515809000	Electric mach & app not for hot sprayingof metals/sintered metal	49 144	310 336	1 210 153	5 351 784
8515901000	Parts of AC arc welder, transformer type	4 296	14 687	144 713	395 372
8515902000	Parts of mach & app for solderingcomponent on PCB/printed wirir	2 298	8 046	150 585	464 501
8515909000	Other parts in heading 8515	81 744	490 433	1 366 720	6 454 147
8516101000	Electric instantaneous/storage waterheaters	113 287	417 769	748 484	2 739 674
8516103000	Electric immersion water heaters	0	14 356	0	37 858
8516290000	Oth electric space heating app/electricsoil heating apparatus	9 354	47 790	138 553	460 679

I.3. IMPOR MENURUT KOMODITI / IMPORT BY HS COMMODITY
***** MARET/MARCH 2011 *****

HS	Uraian Komoditi Commodity Description	Berat Bersih / Net Weight (Kg)		Nilai / Value C.I.F (US\$)	
		Bulan ini	Kumulatif	Bulan ini	Kumulatif
		Current Month	Cum.Jan. to date	Current Month	Cum.Jan. to date
8516310000	Hair dryers	5 731	29 773	54 341	259 512
8516320000	Other hair-dressing apparatus	30 154	137 151	177 832	574 569
8516330000	Hand-drying apparatus	2 977	16 695	37 416	88 254
8516401000	Electric smoothing irons of kind designto use steam from the indu:	8 034	33 379	65 160	188 851
8516409000	Other electric smoothing irons	54 775	253 160	369 516	1 547 593
8516500000	Microwave ovens	101 357	253 684	433 953	1 101 207
8516601000	Rice cookers	956 325	3 209 049	3 105 785	11 398 816
8516609000	Cooking plates,boiling rings,grillers &roasters	90 079	304 848	457 255	1 440 686
8516710000	Coffee/tea makers	12 556	66 001	242 378	544 609
8516720000	Toasters	26 863	70 940	147 649	396 264
8516791000	Kettles	25 432	72 065	191 742	495 014
8516799000	Other electro-thermic appliances	227 357	681 997	1 090 592	2 790 433
8516801000	Elect heating resistor for type-founding/type-setting mach; for ind	7 229	13 926	89 476	168 165
8516802000	Sealed hotplates for domestic appliances	175	1 064	3 537	19 956
8516803000	Other electric heating resistors fordomeestic appliances	5 702	49 408	102 606	511 570
8516809000	Other electric heating resistors not fordomeestic appliances	60 686	131 500	866 465	1 736 123
8516902000	Parts of goods of sub 8516.33,816.50,8516.60, 8516.71/8516.79.1	320 780	970 855	742 358	2 412 087
8516903000	Parts of goods of sub 8516.10	40 733	228 487	152 541	563 879
8516909000	Other parts of goods of sub 8516	311 877	1 080 631	2 340 029	7 419 775
8517110000	Line telephone sets with cordlesshandsets	9 959	34 776	255 127	875 296
8517120000	Telephones for cellular networks/forother wireless networks	1 833 306	4 458 158	259 677 952	608 210 389
8517180000	Other telephone sets	25 720	95 950	804 303	2 097 583
8517610010	Set top boxes which have a communicationfunctions of base static	19 293	55 065	724 874	2 676 786
8517610090	Other base stations	228 915	609 321	12 977 118	31 376 428
8517621000	Radio transmitters/receivers for simult.interpretaion at multiligual	3 794	3 859	35 750	63 348
8517622100	Control & adaptor units, incl. gateways,bridges and routers	17 555	87 936	297 909	5 731 543
8517622900	Oth unit of automatic data process machother than those of headi	1 553	7 624	144 282	855 128
8517623000	Telephonic/telegraphic switching app	22 221	69 875	719 995	2 254 627
8517624100	Modems including cable modems and modemcards	11 266	116 254	1 439 174	5 493 405
8517624200	Concentrators/multiplexers	12 559	44 396	3 974 314	9 916 241
8517624910	Set top boxes which have a communi-funcof app for carrier-currer	0	225	0	3 753
8517624990	Oth app for carrier-current line systemor for digital line systems	28	1 751	6 343	2 363 559
8517625100	Wireless lans	27 681	72 011	584 434	1 463 012
8517625300	Other transmission apparatus for radio-telephony/radio-telegraph	258 022	695 049	38 539 504	132 328 557
8517625900	Transmission/reception app.for simultaneinterpretaion at multiligi	73	290	77 767	127 936
8517626100	Transmission apparatus for radio-telephony/radio-telegraphy	3	1 057	35	135 040
8517626990	Oth machines for reception, conversion & transmission of voice or	0	7	0	2 341
8517629000	Oth mach for the reception, conversion &transmis/regenerate of v	2 645	4 310	157 200	263 026
8517691000	Portable receiver for call, alert/page &paging alert devices, includi	0	35	0	3 443
8517692000	Oth app. for transmission/recept voicesfor radio-telephony/radio-	0	181	0	205
8517699000	Oth app. for transmission/recept voices	1 566	14 523	84 229	1 503 311
8517701000	Parts of control and adaptor units incl.gateways, bridges, routers	12 463	28 349	2 371 722	4 248 909
8517702100	Parts of cellular telephones	1 189	3 034	129 795	324 274
8517702900	Oth parts of transmission app, oth thanradio-broadcasting/televisi	21 685	44 725	1 796 150	2 649 408
8517703100	Other printed circuit boards, assembledfor line telephony/line tele	5 033	10 269	618 802	1 172 897
8517703200	Other printed circuit boards, assembledfor radio-telephony/radio-	1 014	1 310	22 476	33 883
8517703900	Other printed circuit boards, assembledfor other	110 644	226 638	6 491 348	12 174 700
8517704000	Antennae of a kind used with apparatusfor radio-telephony/radio-	140 688	461 467	3 087 794	14 056 305
8517709100	Oth parts for line telephonyor line telegraphy	42 277	61 138	1 435 349	2 613 719
8517709200	Other parts for radio-telephonyor radio-telegraphy	269 549	803 990	22 285 827	59 415 841
8517709900	Other parts in subheading 85.17.70	407 419	1 327 866	65 081 655	134 829 603
8518101100	Microphones having a frequency rangeof 300 hz to 3.4 khz	1 527	29 744	21 837	126 222
8518101900	Oth microphones,whether/not withtheir stands	41 984	133 632	254 464	1 310 471
8518109000	Other microphones	42 170	104 088	380 420	976 654
8518210000	Single loudspeakers, mounted in theirenclosures	231 009	556 163	1 169 729	2 918 237
8518220000	Multiple loudspeaker, mounted inthe same enclosures	183 520	480 678	838 467	2 300 411
8518291000	Box assembly speakers	12 552	52 625	69 283	237 902
8518292000	Loudspeakers,without housing, havinga freq 300 hz to 3.4 khz	5 493	62 672	9 979	112 906
8518299000	Other loudspeakers	672 140	1 745 157	4 165 315	9 760 461
8518301000	Headphones	29 516	158 644	191 083	774 400
8518302000	Earphones	585 113	1 378 047	2 350 627	5 225 161
8518303100	Handsets for telephonic apparatus	2 158	8 480	13 688	42 807
8518303900	Other headphones and earphones,combined microphone/speaker	14 261	118 951	166 571	626 180
8518304000	Line telephone handsets	0	1	0	30
8518309000	Sets consisting of a microphone and oneor more loudspeakers	25 331	91 111	666 783	1 518 881
8518401000	Audio-frequency electric amplifiers,having 6/more inputs signal lin	734	8 638	7 726	62 430
8518402000	Audio-frequency electric amplifier usedas repeaters in line telephc	0	1	0	134
8518403000	Audio-frequency electric amplifier usedas repeater in telephony n	15	486	297	31 436
8518409000	Other amplifier listrik audio-frekuensi	90 579	363 386	647 259	2 887 327
8518500000	Other electric sound amplifier sets	27 919	65 444	163 224	493 243
8518901000	Parts of subhead 8518.10.11,8518.29.208518.30.40, 8518.40.20,ir	197 513	465 344	638 782	1 586 076

I.3. IMPOR MENURUT KOMODITI / IMPORT BY HS COMMODITY
***** MARET/MARCH 2011 *****

HS	Uraian Komoditi Commodity Description	Berat Bersih / Net Weight (Kg)		Nilai / Value C.I.F (US\$)	
		Bulan ini	Kumulatif	Bulan ini	Kumulatif
		Current Month	Cum.Jan. to date	Current Month	Cum.Jan. to date
8518902000	Parts of goods of subheadings 8518.40.10	1 245	2 520	42 452	106 602
8518909000	Parts of goods of subheadings 8518.50.108518.50.20	656 045	2 353 906	3 935 948	16 153 792
8519300000	Turntables (record-decks)	108	193	52	89
8519500000	Telephone answering machines	0	5 255	0	32 196
8519813000	Compact disc players	5 075	18 379	34 816	132 835
8519816000	Magnetic tape recorder incorp soundreproducing app, digital audi	337	1 746	4 763	11 044
8519819000	Other apparatus using magnetic, opticalor semi-conductor	2 168	16 192	16 318	396 755
8519899000	Other apparatus not using magnetic,optical/semiconductor	15 850	41 824	297 628	693 382
8521100000	Magnetic tape-type of video recording/reproducing apparatus wit	9 422	32 275	214 443	923 525
8521901100	Laser disc player for used in cinematography, television/broadcas	149	149	26 934	26 934
8521901900	Other laser disc players	13 430	81 702	95 529	488 522
8521909100	Oth video recording for used in cinematography, television/broad	338	377	810	908
8521909900	Oth video recording/reproducing app,whether/not incorp. a video	107 909	372 264	1 306 762	6 058 442
8522100010	Pick-up cartridges for special used incinematography, television/bro	12 200	47 919	13 493	56 886
8522100090	Other pick-up cartridges	25 891	123 501	688 411	2 390 595
8522901000	PCB assemblies for TV, broadcastingcinematograph sound recorde	100 226	236 228	376 342	926 626
8522902000	Printed circuit boards assemblies fortelephone answering machine	19 085	44 347	3 539 752	7 713 397
8522904000	Audio/video tapedecks and compact discmechanisms	30 114	87 264	645 450	1 683 004
8522905000	Audio/video reproduction heads, magnetic type, magnetic erasing	716	7 371	31 854	121 480
8522909100	Oth parts, accessories of cinematographysound recorders/reprod	1 103	3 359	405 213	1 284 779
8522909300	Other parts and accessories for goods ofsubheading 8519.81/heac	129 060	292 008	5 759 294	12 270 188
8522909900	Other parts and accessories for goods ofsubheading 85.19 other th	265 691	807 667	5 367 103	17 125 483
8523211000	Cards incorporating a magnetic stripeunrecorded	4 221	18 626	473 129	1 525 652
8523212000	Cards incorporating a magnetic striperecorded	362	1 015	26 347	144 229
8523291100	Magnetic tapes, of a width < 4mm forcomputer tapes, unrecorded	0	342	0	37 869
8523291910	Other magnetic tapes, of a width < 4mmunrecorded	26 128	29 909	96 555	105 450
8523291990	Other magnetic tapes, of a width < 4mmrecorded	1	1 012	18	12 331
8523292100	Magnetic tapes, of a width >= 4mm, and< 6.5 mm for computer ta	15 461	103 134	45 428	322 260
8523292200	Magnetic tapes, of a width >= 4mm, and< 6.5 mm for computer ta	17 566	24 695	36 000	58 438
8523292910	Other magnetic tapes, of a width >= 4mm,and < 6.5 mm, unrecor	469	676	102 324	159 677
8523292990	Other magnetic tapes, of a width >= 4mm,and < 6.5 mm, recorded	60	72	16 633	22 810
8523293100	Magnetic tapes, of a width >=6.5 mm forcomputer tape,in pancak	140	309	7 509	16 352
8523293300	Magnetic tapes, of a width >=6.5 mm foroth, in pancake/in jumbo	2 281	2 466	4 824	14 281
8523293910	Oth magnetic tapes, of a width >=6.5 mm,unrecorded	44 357	97 970	244 660	548 087
8523293990	Oth magnetic tapes, of a width >=6.5 mm,recorded	0	7	0	20
8523294100	Magnetic discs for reproducingphenomena other than sound/ima	84	109	110	138
8523294200	Magnetic discs for reproducing represent of instruction, data, sou	3 726	11 454	246 749	749 028
8523294300	Other magnetic discs, unrecorded	5	5	9	9
8523294400	Other magnetic discs, recorded	1	2	625	628
8523299100	Magnetic media for computer use, unrecorded	2 004	4 233	9 356	20 608
8523299300	Magnetic media for reproducing represent of instruction, data, sou	43 398	80 624	1 006 746	1 773 788
8523299900	Other magnetic discs	12 918	23 919	109 300	343 907
8523401100	Discs for laser reading systems forcomputer use, unrecorded	65	6 001	753	22 581
8523401200	Discs for laser reading systems forreproducing phenomena not so	6	33	274	1 770
8523401400	Discs for laser reading system for reprepresent of instruct,data,s	657	1 950	298 837	446 707
8523401900	Other discs for laser reading systems	103	242	1 767	24 684
8523409300	Optical media for laser reading systems of a kind for reproducing s	0	4	0	176
8523409400	Optical media for reproducing, represent of instruction, data, sou	28	122	29 150	114 889
8523409910	Other optical media, unrecorded	0	4	0	1 943
8523409990	Other optical media, recorded	3 806	4 781	237 101	264 536
8523511000	Solid-state non-volatile storage devicessuitable for computer use,	38	53	6 837	11 223
8523513000	Solid-state non-volatile storage devicesrepresent. of instruct,data,	12	31	6	1 016
8523519010	Solid-state non-volatile storage devicesunrecorde	12 176	21 934	123 390	354 334
8523519090	Solid-state non-volatile storage devicesrecorded	10 412	12 259	804 148	843 147
8523520000	Smart cards	156 825	442 195	7 427 062	19 791 009
8523591000	Proximity cards and tags	1 160	3 253	33 328	55 498
8523592000	Other semiconductor media, suitablefor computer use, unrecorde	2 923	6 306	33 921	60 861
8523593000	Other semiconductor media, suitablelereproducing, phenomena not	0	3	0	22 839
8523594000	Oth semiconductor media, suitable repro,represent of instruct,dat	0	53	0	28 127
8523599010	Other semiconductor media, unrecorded	8 155	8 741	22 866	52 629
8523599090	Other semiconductor media, recorded	113	749	8 205	50 664
8523801000	Oth disc,tapes, solid-state non-volatilestorage for computer use, u	748	3 084	563 661	1 818 783
8523802000	Oth disc,tapes, solid-state non-volatilestorage for repro, pheno no	4	5	74	79
8523803000	Oth disc,tape,solid-state non-vlftl forrepro,represent of instruct,da	4	360	1 475	219 479
8523809010	Oth discs,tapes,solid-state non-volatilestorage unrecorded	6	6	1 379	1 379
8523809090	Oth discs,tapes,solid-state non-volatilestorage recorded	1 599	3 379	177 330	283 061
8525500020	Transmission apparatus for television	7 584	9 962	82 640	345 417
8525500090	Other transmission apparatus for other	354	1 929	25 999	646 689
8525600000	Transmission apparatus incorporatingreception apparatus	592	2 449	205 620	255 105
8525801000	Web cameras	6 477	28 295	56 743	195 393
8525802011	Digital still image video cameras	170	819	7 019	66 419

I.3. IMPOR MENURUT KOMODITI / IMPORT BY HS COMMODITY
***** MARET/MARCH 2011 *****

H S	Uraian Komoditi Commodity Description	Berat Bersih / Net Weight (Kg)		Nilai / Value C.I.F (US\$)	
		Bulan ini	Kumulatif	Bulan ini	Kumulatif
		Current Month	Cum.Jan. to date	Current Month	Cum.Jan. to date
8525802019	Other digital camera	148 362	299 304	2 661 900	5 898 701
8525802020	Video camera recorders	16 569	58 737	1 236 806	2 769 827
8525809000	Television camera	23 221	61 661	1 355 417	1 814 412
8526101000	Radar app, ground base,/of a kind forincorp in civil aircraft/seagoi	4 984	7 835	1 025 253	1 328 638
8526109000	Other radar apparatus	2 202	2 757	436 600	964 987
8526911000	Radio navigational aid app, for incorpin civil aircraft/seagoing vess	122	1 546	7 530	154 007
8526919000	Other radio navigational aid apparatus	6 693	33 814	349 956	934 266
8526920000	Radio remote control apparatus	119 242	237 194	2 966 038	5 080 609
8527120000	Pocket-size radio cassette-players	263	356	1 116	1 584
8527131000	Oth app combined with sound, recordingor reproducing apparatus	2 687	12 392	43 248	161 982
8527139000	Oth app combined with sound, recordingor reproducing apparatus	85	22 908	25 124	410 089
8527191100	Reception app capable of plan, manage,monitor electromagnet sp	0	23	0	1 582
8527191900	Reception app capable of plan, manage,monitor electromagnet sp	20	52	685	1 776
8527199100	Oth radio-broadcast receiver can operatewithout extern source of	0	1 882	0	4 200
8527199900	Oth radio-broadcast receiver can operatewithout ext source of po	9	597	69	3 299
8527210000	Radio-broadcast receiver,use ext sourcepower combined with sou	128 736	306 028	3 189 048	7 701 631
8527290000	Radio-broadcast receivers,not capable ofoperate without extern s	7 414	23 742	615 096	1 772 991
8527919000	Oth recept app for radio-broadcast,combi-need with sound record	5 377	29 704	93 957	399 145
8527921000	Oth recept app for radio-broadcast, notcombined with sound reco	1 044	3 058	16 675	39 390
8527929000	Oth recept app for radio-broadcast, notcombi with sound record a	46 057	140 090	238 660	723 850
8527991000	Other reception app for radio-broadcast,portable	950	18 418	233 213	267 834
8527999000	Other reception app for radio-broadcast,not portable	2 644	9 990	110 574	643 418
8528411000	Colors cathode-ray tube monitor forused in auto data proc. system	14 698	78 375	30 003	416 800
8528412000	B/w of cathode-ray tube monitor forused in auto data proc. syste	0	1 148	0	5 756
8528491000	Oth color cathode-ray tube monitor usedin auto data process syst	10 551	25 080	656 934	1 853 706
8528492000	Oth b/w/monch color cathode-ray tubemonitor in auto data proc :	156	212	29 092	30 857
8528511000	Projection type flat panel display unitfor auto data process system	117 304	357 575	3 234 093	9 725 744
8528512000	Oth color monitor use in an auto dataprocess system head. 84.71	1 466 666	3 933 445	41 419 627	107 141 902
8528513000	Other b/w/monochrome monitor used inautomatic data process s	227	1 594	26 844	51 519
8528591000	Oth colors monitors use in an auto data	42 149	216 574	449 997	1 664 682
8528592000	Other b/w/monochrome monitors	217	1 122	7 598	182 782
8528611000	Flat panel display types used in auto-data processing system head.	14 626	36 767	973 634	2 465 623
8528619000	Oth projector for used in an automaticdata process system head. }	4 645	16 678	7 170	264 790
8528690000	Other projectors	9 436	21 426	103 940	289 917
8528711000	Recept app for TV, not design to incorpvideo display,with commur	931	2 451	8 859	15 754
8528719000	Other recept. app for TV, not design toincorporation a video displ	13 237	34 131	326 858	747 503
8528721000	Other color receivers, battery operated	1 933	9 778	114 530	142 193
8528729000	Other color receivers, not batteryoperated	339 149	929 008	8 420 911	22 131 478
8528731000	Other b/w receivers, mains operated/battery operated	6	6	3 415	3 415
8528739000	Other b/w receiver, not battery operated	563	10 643	2 196	39 706
8529102000	Parabolic aerial reflector dishes fordirect broadcast,multi-media sy	713 781	1 383 158	2 165 814	5 646 626
8529103000	Telescopic, rabbit & dipole antennae fortelevision/radio receivers	36 821	192 853	298 759	1 170 187
8529104000	Aerial filters and separators	37 300	132 672	868 626	3 135 979
8529106000	Feed horn (wave guide)	64 668	170 341	728 842	1 360 548
8529109200	Other aerial/reflector with transmitionapparatus for radio-broadc	90 081	151 904	500 390	1 563 509
8529109900	Aerials&reflect.s of all kinds not forradio-telephony/radio-telegraf	124 926	493 298	3 871 291	11 071 164
8529902000	Parts of decoders suitable for use withthe app of headings 85.25 to	21 063	52 834	583 899	1 504 249
8529904000	Parts of digital cameras/video camerarecorders with app of hd 85.	16 637	205 370	1 868 846	32 621 156
8529905100	Other PCB, assembled for goods ofsubheading 8525.50/8525.60	114	1 287	7 323	82 644
8529905200	Other PCB, assembled for goods of subhd8527.(13;19;21,29, 91 at	33 237	233 593	692 973	2 426 194
8529905300	Other PCB, assembled for flat paneldisplay of heading 85.28	111 138	229 025	3 605 102	7 399 070
8529905400	Other PCB, assembled for TV receiversof heading 85.28	154 008	352 135	4 195 254	7 694 225
8529905500	Other PCB, assembled for goods ofheading 85.28	31 018	31 339	260 353	268 759
8529905900	Other PCB	624 154	1 471 406	71 136 553	146 136 881
8529909100	Parts of TV receivers suitable forwith the apparatus of hd 85.25 to	1 143 943	5 690 784	30 344 420	91 003 572
8529909400	Parts of flat panel display for usewith the apparatus of hd 85.25 to	187 963	238 570	4 420 154	5 405 628
8529909900	Other parts suitable for usewith the apparatus of hd 85.25 to 85.2	341 469	1 192 493	10 356 073	29 890 207
8530100000	Elect. signall, safety/traffic controlequip for railways/tramways	3 237	18 078	897 985	2 373 993
8530800000	Elect. signall, safety/traffic controlequip for road,inland waterway,	4 921	11 226	72 102	262 379
8530900000	Part of electrical signall, safety/traffic control equipment	1 138	3 881	51 937	149 587
8531101000	Burglar alarms	12 459	40 455	189 183	418 389
8531102000	Fire alarms	34 769	115 057	682 549	1 309 969
8531103000	Smoke alarms	38 775	42 640	180 612	244 122
8531109000	Other alarms and similar apparatus	39 060	382 890	1 008 586	3 291 074
8531200000	Indicator panel incorp liquid crystaldevices (lcd)/light emitting dioc	233 937	641 725	11 729 535	32 021 625
8531801100	Door bells, buzzers and dings	2 485	12 372	12 288	163 173
8531801900	Other electric bells	4 235	7 488	118 028	187 980
8531802000	Flat panel displays(including electroluminescence, plasma and oth	6 302	9 004	163 488	223 257
8531809010	Telegraphic apparatus for ships enginerooms	4 623	6 226	8 930	52 167
8531809090	Other electric sound/visual signallingapparatus	17 756	63 877	163 265	800 681
8531901000	Parts incl, printed circuit assembliesof subheading 8531.20/8531.8	10 807	16 835	159 091	512 033

I.3. IMPOR MENURUT KOMODITI / IMPORT BY HS COMMODITY
***** MARET/MARCH 2011 *****

HS	Uraian Komoditi Commodity Description	Berat Bersih / Net Weight (Kg)		Nilai / Value C.I.F (US\$)	
		Bulan ini	Kumulatif	Bulan ini	Kumulatif
		Current Month	Cum.Jan. to date	Current Month	Cum.Jan. to date
8531902000	Parts of door bells/other door sound/signaling apparatus	0	4	0	627
8531909000	Other parts of electric sound/visual signaling apparatus	7 069	71 981	196 379	3 429 233
8532100000	Fixed capacitor design for use in 50/60hz circuit, reactive power >C	167 815	370 488	4 642 616	11 882 644
8532210000	Tantalum fixed capacitors	22 220	64 288	2 796 207	7 301 159
8532220000	Aluminium electrolytic fixed capacitors	220 911	739 249	6 997 130	22 106 739
8532230000	Ceramic dielectric, single layer of fixed capacitor	28 835	99 221	2 358 002	6 187 677
8532240000	Ceramic dielectric, multilayer	54 172	166 643	3 631 020	9 689 105
8532250000	Dielectric of paper/plastics of fixed capacitor	25 549	94 779	905 424	2 922 439
8532290000	Other fixed capacitors	279 115	752 624	8 519 039	18 922 449
8532300000	Variable/adjustable(pre-set) capacitors	39 903	117 105	814 711	3 457 413
8532900000	Parts of other fixed capacitors	245 036	901 415	11 209 760	35 960 611
8533101000	Fixed carbon resistors, composition/film types surface mounted	26 912	108 559	1 604 560	4 464 674
8533109000	Fixed carbon resistors, composition/film types not surface mounted	63 398	215 321	2 833 183	8 995 537
8533210000	Oth fixed resistors for a power handling capacity <= 20w	94 360	246 095	2 699 040	7 469 858
8533290000	Oth fixed resistors for a power handling capacity > 20w	85 837	168 105	2 783 453	6 614 923
8533310000	Wirewound variable resistors, rheostats, for a power handling capacity	3 922	8 820	9 131	74 893
8533390000	Wirewound variable resistors, rheostats, for a power handling capacity	11 023	76 694	162 758	1 311 823
8533400000	Other variable resistors, including rheostats and potentiometers	43 384	127 925	5 168 574	11 538 211
8533900000	Parts of electrical resistors	205 624	465 867	10 058 786	19 364 978
8534001000	Printed circuits, single-sided	134 393	357 295	3 828 895	9 538 441
8534002000	Printed circuits, double-sided	37 507	125 584	2 006 500	5 785 175
8534003000	Printed circuits, multi-layer	90 366	278 614	3 962 303	11 635 501
8534009000	Oth printed circuits	514 693	1 319 655	29 379 356	68 193 019
8535100000	Fuses for voltage >1000volts	19 926	89 246	377 231	997 452
8535211000	Automatic circuit breakers for a voltage < 72.5 kv, moulded case type	10 207	70 728	142 342	637 967
8535219000	Automatic circuit breakers for a voltage < 72.5 kv, other than moulded	87 840	248 850	2 507 962	6 801 298
8535290000	Automatic circuit breakers for a voltage >= 72.5 kv, moulded case type	31 590	105 064	927 187	2 003 387
8535301000	Isolating switches, make-&-break switch suitable for a voltage > 1 kv &	1 495	3 467	47 893	110 707
8535302000	Isolating switches, make-&-break switch for voltage >= 66 kv	69 435	126 932	2 005 119	2 646 319
8535309000	Isolating switches, make-&-break switch for voltage >= 40 kv and <	88 769	291 257	1 000 816	3 003 162
8535400000	Lightning arresters, voltage limiters and surge suppressors	51 945	157 481	701 135	2 681 999
8535901000	Bushing and tap changer assemblies for electricity distribution/power tra	151 374	111 497	2 064 284	4 417 183
8535909000	Oth elect app. for switch/protec. elect circuits, for make connect el	175 136	626 328	3 439 512	7 397 230
8536101000	Thermal fuses; glass type fuses for voltage <= 1000volts	29 104	75 308	1 288 373	2 520 108
8536109000	Other fuses for voltage <= 1000 volts	901 685	1 548 807	2 647 230	6 389 842
8536201000	Automatic circuit breakers moulded case type for voltage <=1000v	14 201	28 180	150 012	296 188
8536202000	Auto-circuit breaker for incorporation into electric-thermic for voltage <=1000v	0	5	0	136
8536209000	Other automatic circuit breakers for voltage <=1000volts	37 675	171 087	613 046	1 834 122
8536300000	Oth apparatus for protecting electrical circuits	84 027	227 467	3 770 132	7 105 600
8536410000	Relay for a voltage <= 60 volts circuits	92 303	245 110	2 913 655	6 933 477
8536490000	Relay for a voltage > 60 volts and <= 1000 volts	147 588	394 563	3 953 073	9 261 496
8536502000	Over current, residual current automatic switches for voltage <= 1000v	16 400	80 586	210 567	640 789
8536503100	High inrush switch, commutator for stoveranges, microphone switch	8 438	29 361	32 107	120 449
8536503900	High inrush switch, commutator for stoverange, microphone switch	89 489	306 976	1 542 516	4 784 485
8536504000	Miniature switches for rice cooker/oven toasters	0	5	0	19
8536505000	Electronic AC switch consist of optical couple input, output circuits, e	31 102	96 062	933 004	2 919 372
8536506100	Make, break switches for domestic use with rated current carry cap	0	94 300	0	128 323
8536506900	Make, break switch not for domestic use with rated current carry c	2 020	11 440	140 157	475 761
8536509100	Starters for elect motor, fuses, switch, fuse, suitable for use in elect	29 949	87 705	973 661	2 667 498
8536509910	Smoke switches	1 626	4 866	80 163	203 296
8536509990	Oth electronic AC switches for voltage < 1000 v & acurrent <= 11 ar	366 865	1 032 030	8 391 401	21 724 534
8536611000	Lamp-holders of a kind for compact lamp or halogen lamps	3 695	30 931	198 923	274 209
8536619000	Lamp-holders oth than compact lamps/halogen lamps	73 935	454 162	289 423	1 243 586
8536691100	Telephone plugs for domestic use, rate current carrying capacity <	10 470	89 429	146 996	603 398
8536691900	Telephone plugs not for domestic use, rate current carrying capacity	29 399	80 838	952 996	2 202 212
8536692900	Av sockets, cathode ray tube sockets for tv, radio recv, cap <16amp, n	14 297	45 300	197 831	655 607
8536693100	Sockets, plug for co-axial cable, printed circuits, domestic use, radio eq	392	1 736	4 313	25 119
8536693900	Sockets, plug for co-axial cable, printed circuits, not domestic use, radio	20 335	106 337	431 623	1 074 935
8536699100	Other plug and sockets, domestic use, radio equip., acapacity < 16	18 846	133 847	145 703	740 535
8536699900	Other plug & sockets, not domestic use, radio equip., acapacity < 1	26 316	47 186	576 109	1 184 615
8536700000	Connectors for optical fibres, optical fibres bundles/cables	41 658	134 994	1 067 846	3 414 103
8536901100	Connection, contact elements for wires and cables; wafer probes	52 630	179 804	449 111	1 450 303
8536901900	Other connection, contact elements for wires and cables; wafer pr	131 772	351 796	2 020 538	10 008 281
8536902100	Junction boxes for domestic use, cap. <16 amps, for use elect fan/r	4 627	16 523	89 843	340 209
8536902900	Junction boxes not for domestic use, cap. <16 amps, for use elect f	386 835	1 025 794	7 605 260	21 778 265
8536903100	Cable connectors consist of a jack plug, domestic use, <16amp, for	73 777	162 206	1 355 716	2 975 704
8536903900	Cable connectors consist of a jack plug, not domestic, <16amp, for	396 375	1 107 852	13 006 329	34 519 816
8536909100	Oth cable connect consist of jack plug, cap. <16 amps, for use elect	25 757	63 178	449 963	1 102 773
8536909910	Connector & socket cable for ic, printed circuit	130 533	434 767	3 617 986	10 794 478
8536909990	Other connector and socket cable	776 697	2 242 171	16 621 688	44 572 615
8537101000	Switchboards & control panels for voltage <= 1000 volt	827 288	1 399 285	3 527 613	9 810 074

I.3. IMPOR MENURUT KOMODITI / IMPORT BY HS COMMODITY
***** MARET/MARCH 2011 *****

H S	Uraian Komoditi Commodity Description	Berat Bersih / Net Weight (Kg)		Nilai / Value C.I.F (US\$)	
		Bulan ini	Kumulatif	Bulan ini	Kumulatif
		Current Month	Cum.Jan. to date	Current Month	Cum.Jan. to date
8537102000	Distribution boards for use with goodsof hd.84.71,85.17,85.25 < 1	16 738	119 175	252 414	1 459 856
8537103000	Programmable logic controllers for auto-mach for trans. for voltag	26 596	86 668	357 642	862 543
8537109000	Oth board for elect control for voltage<= 1000volt	102 736	465 897	7 465 122	17 144 517
8537201100	Switchboards incorp. elect instrum forbreak, connect/protect elec	1 358	1 499	45 705	46 713
8537201900	Switchboards incorp. elect instrum forbreak,connect/protect e-circ	9 941	63 425	496 345	1 550 986
8537202100	Control panel incorp. elect instrum forbreak,connect/protect e-cir	2 271	45 383	24 179	383 577
8537202900	Other control panels for a voltage>1,000 volts	53 285	355 428	3 525 801	14 765 038
8537209000	Oth board for electric control fora voltage > 1000 volt	476 153	976 794	5 656 498	11 892 225
8538101100	Parts of programmable logic controllersfor auto mach for trans. fo	9 531	12 365	141 784	202 378
8538101200	Board,panel,console,desk,cabinets ofuse in radio equipment, volta	6	173	81	4 045
8538101900	Oth board,panel,console,desk,cabinets ofused in radio equipment,	60 046	192 837	522 569	1 744 593
8538102100	Parts of programmable logic control forauto-mach for trans. for vc	4 155	6 718	164 887	286 637
8538102900	Board,panel,console,desk,cabinets ofused in radio equip, voltage>	353 550	858 370	6 271 223	13 340 013
8538901100	Oth board,panel,console,desk,cabinetsconnect for wires, wafer pr	48 882	162 687	1 278 521	3 207 173
8538901200	Parts of goods of subhd 8536.50.50,8536.69.30,8536.90.10 for vol	37 207	95 300	999 150	2 333 614
8538901300	Parts of goods of subheading8537.10.20 for voltage <=1000 volt	0	3 492	0	29 846
8538901900	Other parts of boards,panels consoles,for voltage <=1000 volt	70 229	153 881	1 685 737	3 109 579
8538902100	Parts/printed circuit ass. of telephoneplug connec for wires,wafer	6 649	25 953	110 804	347 929
8538902900	Other parts of boards,panels consoles,for voltage > 1000 volt	726 673	1 942 713	37 353 629	96 902 144
8539101000	Sealed beam lamp units for motorvehicles of chapter 87	191 114	439 673	852 902	2 120 927
8539109000	Other sealed beam lamp units	20 400	81 927	205 348	620 710
8539212000	Tungsten halogen for used in medicalequipment	399	403	20 791	23 420
8539213000	Tungsten halogen for used for vehicles	34 330	114 516	749 658	1 876 645
8539214000	Other reflector lamp bulbs of tungstenhalogen	268	3 647	11 756	50 364
8539219000	Oth tungsten halogen	13 216	42 924	274 043	788 143
8539222000	Other filament lamps, infra red, power<200 & voltage>100v in me	0	15	0	285
8539223000	Other reflector lamp bulbs of a power<=200w & for voltage > 100	452	924	7 246	15 903
8539229000	Other filament lamps, infra red, power<=200 w& voltage>100v	37 105	65 125	219 839	451 971
8539291000	Other filament lamps, excluding uvor infra-red lamps, in medical e	2 437	3 081	26 273	53 264
8539292000	Other filament lamps, excluding uvor infra-red lamps, for motor ve	75 250	255 634	1 578 037	4 938 049
8539293000	Other reflector lamp bulbs	30 245	46 838	197 376	421 363
8539294000	Flashlight bulbs; miniature indicatorbulbs, rated up to 2.25 v	2 124	6 868	188 947	397 640
8539295000	Other filament lamps, capacity > 200w & <=300w, voltage>100volt	0	20	0	2 311
8539296000	Other filament lamps, capacity < 200w & <=300w, voltage <= 100v	768	2 992	27 667	142 564
8539299000	Other filament lamps, excl ultra-violetor infra-red lamps	148 272	406 064	1 178 406	2 730 973
8539311000	Tubes for compact fluorescent lamps	13 782	64 681	84 714	369 436
8539319010	Tube lamps	35 843	129 851	307 416	872 586
8539319020	Compact fluorescent lamps	15 557	65 998	118 467	625 390
8539319090	Other fluorescent, hot cathode	1 805 080	4 828 809	17 143 765	38 800 620
8539320000	Mercury/sodium vapour lamps; metalhalide lamps	21 154	68 850	426 915	1 456 288
8539391000	Tubes for compact fluorescent lamps,cold cathode types	23 870	145 559	53 360	290 063
8539392000	Discharge lamps for decorative andpublicity purposes	6 060	9 996	30 300	38 089
8539393000	Other fluorescent cold cathode types	1 868	2 757	16 908	24 144
8539394000	Electric lamps for mtr vehicle/cycles	19 704	67 465	149 102	510 558
8539399000	Discharge lamps, other than uv lamps	9 582	97 565	117 575	805 096
8539410000	Arc lamps	799	873	19 982	35 014
8539490000	Ultra-violet/infra-red lamps	39 776	87 542	498 106	1 212 298
8539901000	Part of alumi end caps for fluorescentlamps alum. screw caps for ii	304 613	727 413	1 277 331	2 760 692
8539902000	Oth parts,for lamps of vehicles of allkinds	21 474	37 082	59 550	117 428
8539909000	Oth part of elect filament/dischargelamps including sealed beam li	235 710	894 069	2 331 632	6 726 692
8540110000	Color cathode-ray television picturetube incl video monitor cathoc	3 957 204	8 111 776	7 289 971	14 575 974
8540120000	B/w cathode-ray TV picture tubes,incl video monitor cathode-ray t	199	29 970	9 214	98 742
8540200000	Tv camera tubes; image converters andintensifiers; other photo-ca	31 908	96 032	259 089	1 187 014
8540401000	Data/graphic display tubes color foruse with articles of heading 85	0	15	0	3 166
8540409000	Data/graphic display tube color not foruse with articles of heading	14	82	624	3 564
8540500000	Data/graphic display tubes, black andwhite/other monochrome	5 543	10 313	83 119	164 977
8540600000	Other cathode-ray tubes	0	109	0	8 604
8540710000	Magnetrons of microwave tubes	161	216	3 217	19 851
8540790000	Travelling wave tube, carcinotrons exclgrid-controlled tubes of mic	309	566	7 048	17 204
8540810000	Receiver/amplifier valves and tubes	570	620	32 963	44 246
8540890000	Other valves and tubes	5 731	26 946	23 325	117 137
8540910000	Parts of cathode-ray tubes	82 429	291 982	984 292	5 075 020
8540991000	Parts of microwave tubes	3 362	10 086	9 660	28 980
8540999000	Other parts of thermionic, cold cathodeor photo cathode valves ar	122 953	134 251	1 402 794	1 818 873
8541100000	Diodes, other than photosensitive/lightemitting diodes	159 567	446 208	16 238 379	40 306 832
8541210000	Transistor with a dissipation rateof < 1 w	17 087	39 551	1 783 541	4 110 853
8541290000	Transistor with a dissipation rateof >= 1 w	214 901	481 300	7 419 481	19 592 165
8541300000	Thyristors,diacs and triacs, other thanphotosesintive devices	15 278	28 143	2 318 983	5 052 975
8541401000	Light emitting diodes	34 228	98 439	3 947 644	7 744 495
8541402000	Photocells, including photodiodes/photo-transistors	23 239	57 223	758 181	1 962 109
8541409000	Oth photosensitive semiconductor device,incluing photovoltaic c	49 963	175 705	12 775 878	27 522 537

I.3. IMPOR MENURUT KOMODITI / IMPORT BY HS COMMODITY
***** MARET/MARCH 2011 *****

HS	Uraian Komoditi Commodity Description	Berat Bersih / Net Weight (Kg)		Nilai / Value C.I.F (US\$)	
		Bulan ini	Kumulatif	Bulan ini	Kumulatif
		Current Month	Cum.Jan. to date	Current Month	Cum.Jan. to date
8541500000	Other semiconductor devices	30 887	103 016	2 129 555	5 596 768
8541600000	Mounted piezo-electric crystals	62 841	184 099	1 746 873	5 043 331
8541900000	Parts of diodes,transistors & similar semiconductor devices	16 578	48 291	1 743 516	10 899 260
8542310000	Processors,controller, converter, logiccircuit, amplifier, clock timin	221 586	601 033	23 337 298	67 807 275
8542320000	Memories of elect integrated circuits	37 049	117 269	4 674 424	13 109 714
8542330000	Amplifiers of elect integrated circuits	12 345	57 219	317 774	989 940
8542390000	Other electronic integrated circuits	460 662	1 353 563	102 102 159	299 037 970
8542900000	Parts of electronic integrated circuits	219 920	642 639	23 165 170	83 025 235
8543100000	Particle accelerators	426	525	21 453	22 256
8543200000	Signal generators	9 561	17 211	138 342	275 754
8543302000	Wet processing equip. for the applic.by immersion of chemical/ele	1 432	2 022	187 240	217 289
8543309000	Oth machines & app for electroplating,electrolysis/electrophoresis	11 609	263 314	798 582	6 306 321
8543701000	Electric fence energisers	2 116	12 712	9 870	60 364
8543702000	Remote control apparatus, other thanradio remote control appara	97 882	282 483	974 225	2 609 626
8543703000	Electrical machines with translationor dictionary functions	4 131	13 168	523 437	1 500 289
8543704000	Equip for the removal of dust particlesor elimination of electrostat	758	1 488	6 478	28 615
8543705000	Integrated receiver/decoder ird fordirect broadcast multimedia sy	210 003	576 028	1 823 411	3 701 268
8543709010	Electrical mine detonators	7	390	4 219	63 178
8543709090	Other electrical detonators	281 582	683 220	4 175 674	10 440 134
8543901000	Parts of goods of subheading 8543.10/8543.20	0	299	0	38 364
8543902000	Parts of goods of subheading 8543.30.20	6 517	24 725	17 054	59 009
8543904000	Parts of goods of subheading 8543.70.40	0	1	0	234
8543905000	Parts of goods of subheading 8543.70.50	30 685	50 911	64 797	254 711
8543909000	Other parts of goods of heading 8543	241 438	550 957	5 013 382	7 550 763
8544110010	Winding wire of copper, laquered/enamelled	330 078	888 972	2 931 604	8 070 781
8544110020	Winding wire of copper, cover with papertextile material/PVC	143 439	432 082	2 191 492	6 774 805
8544110030	Winding wire of copper, laquer/enamelled& cover with paper, tex	83 344	237 537	1 140 527	2 737 193
8544110040	Winding wire of copper, rect cross-sect.and without connectors	149 830	283 999	1 723 938	3 026 354
8544110090	Other winding wire of copper	730 532	1 841 915	9 071 610	22 481 772
8544191000	Winding wire not of copper, laquered/enamelled	1 055	1 666	62 591	92 089
8544192000	Winding wire not of copperof manganese resistance wire	2 405	22 304	8 809	140 813
8544199000	Other winding wire not of copper	513 352	1 210 346	4 346 099	11 000 735
8544201000	Insulated cables fitted with connectors,for a voltage <=66.000volt:	120 619	551 902	1 763 586	6 920 061
8544202000	Insulated cable not fitted withconnector for a voltage <=66.000vol	701 091	1 935 778	3 863 041	10 455 503
8544203000	Insulated cables fitted with connectorsfor a voltage >66.000volts	48 679	116 695	212 738	744 037
8544204000	Insulated cables not fitted withconnectors for a voltage >66.000vc	23 799	50 010	70 889	160 833
8544301000	Wiring harnesses for motor vehicles	241 039	772 406	2 466 022	8 021 343
8544309000	Oth ignition wiring sets,oth wiring setfor used in vehicles, aircraft/	396 730	1 325 960	5 124 686	14 420 704
8544421100	Telephone, telegraph, radio relay cables submarine, for communica	39	49	4 876	5 038
8544421900	Other fitted with connectors for telecom-munication, voltage <= 8	91 267	530 340	1 197 890	2 761 469
8544422000	Fitted with connectors for telecom-munication voltage > 80 v & <=	23 344	138 530	498 102	2 063 340
8544423000	Battery cables for voltage <= 1000 v	1 646	3 451	49 987	94 649
8544429000	Oth fitted with connector, for voltage<= 1000 volts	534 531	1 446 618	5 748 438	14 156 691
8544491100	Telephone,telegraph,radio relay cables submarine, not for commun	24 360	47 452	197 011	497 465
8544491900	Other fitted with connectors not for telmunication, voltage <= 80 v	44 228	282 446	610 591	2 258 958
8544492100	Shielded wire for mnfact.of auto-wiringharnesses, not for commur	745 631	1 843 677	8 370 899	21 122 575
8544492900	Oth fitted with connectors, <= 80 v,not for used for telecommunic	282 150	583 463	2 516 710	4 911 525
8544493100	Telephone,telegraph,radio relay cables submarine, for communic., >	0	801	0	24 893
8544493900	Oth fitted with connectors for telecommunication, voltage > 80 v &	136 089	536 233	720 950	3 276 316
8544494000	Other fitted with connectors, > 80 v & <= 1000 v of a kind not used	81 615	618 343	749 877	5 310 712
8544601000	Other electric conductors, volt > 1 kvand <= 36 kv	30 574	429 188	313 749	4 748 928
8544602100	Plastic insulated elec.cable havingcross sec<=400mm for 36kv<vol	5 653	23 784	71 664	197 264
8544602900	Plastic insulated elec.cable havingcross sec>400mm for 36kv<volt-	95 789	969 680	1 002 308	4 116 781
8544603000	Other electric conductors, for a voltage> 66 kv	102 969	115 297	1 013 226	1 172 539
8544701000	Optical fibre cables teleph,telegraph,radio relay cables,submarine	71 164	617 691	349 099	6 030 654
8544709000	Other optical fibre cables	230 170	422 104	1 504 449	4 243 937
8545110000	Electroda of a kind used for furnaces	860 345	2 690 151	2 874 711	10 313 761
8545190000	Electroda of a kind used not for furnace	77 669	319 470	1 308 627	3 757 591
8545200000	Carbon brushes for electrical purpose	38 497	146 202	991 711	2 633 121
8545900010	Battery carbons	176 370	553 332	656 286	1 728 148
8545900090	Lamp carbon, oth articles of graphite/oth carbon, with/without m	20 261	50 788	1 113 041	1 361 728
8546100000	Electrical insulators of any material ofglass	117 847	451 677	457 002	1 146 438
8546200010	Ceramic bushing for tranformator	105 902	305 435	718 932	1 518 912
8546200090	Oth elect insulators of any material ofceramics	877 938	2 447 700	815 259	2 426 814
8546900000	Oth elect insulators not of glass andof ceramics	144 135	483 323	989 045	2 810 451
8547100000	Insulating fitting of ceramics	36 322	136 678	610 521	3 041 789
8547200000	Insulating fitting of plastics	194 609	592 282	3 435 082	9 898 617
8547901000	Elect conduit, joints therefor, of basemetal lined with insulating m	11 447	74 290	75 893	503 318
8547909000	Oth insulating fittings for elect mach,appliances/equipment, being	143 449	618 954	1 297 059	5 002 802
8548101100	Lead acid scrap of primary cells/battery/elect accumulators used in	3	3	5	5
8548109000	Other waste, scrap of primary cells,primary	9	42	813	3 870

I.3. IMPOR MENURUT KOMODITI / IMPORT BY HS COMMODITY
***** MARET/MARCH 2011 *****

HS	Uraian Komoditi Commodity Description	Berat Bersih / Net Weight (Kg)		Nilai / Value C.I.F (US\$)	
		Bulan ini	Kumulatif	Bulan ini	Kumulatif
		Current Month	Cum.Jan. to date	Current Month	Cum.Jan. to date
8548901000	Image sensors contact type copmrisinga photo-conductive sensor	28 762	53 872	1 571 443	3 118 321
8548902000	Printed circuit assemblies incl suchassemblies for external connect	43 769	137 351	3 910 136	11 477 053
8548909000	Other electrical parts of mach and app, nes	74 234	189 787	1 476 307	4 174 002
8601200000	Rail locomotives powered by electricaccumulators	0	933	0	7 219
8602100000	Diesel-electric locomotives	61 079	284 539	1 629 515	8 650 299
8602900000	Locomotive tenders	0	1 691	0	1 431
8603100000	Self-propelled railway,tramway coach,vantruck powered from ext.	0	630 440	0	1 253 380
8604000000	Railway/tramway maintenance/servicevehicles, whether/not self-	86 751	86 769	128 323	128 760
8606990000	Railway/tramway goods vans&wagon notself prope open,removal	55	9 557	5 447	9 636
8607110000	Driving bogies and bissel-bogies	8 725	8 880	115 440	118 569
8607120000	Other bogies and bissel-bogies	2 958	17 730	3 331	124 456
8607190000	Oth, including parts axles & wheels	157 500	254 813	2 408 324	3 824 048
8607210000	Air brakes and parts thereof	0	6 836	0	67 662
8607290000	Brakes and parts thereof other than airbrakes	112	88 085	2 131	335 380
8607300000	Hooks & oth coupling devices, buffers,and parts thereof	1 270	8 397	9 345	376 566
8607910000	Other parts of locomotives	3 263	3 378	377 445	378 583
8607990000	Other part of trolling stone	2 771	56 955	241 189	2 334 589
8608002000	Electromechanic equip of railway/tramwaytrack fixtures,fiiting, m	876	7 833	104 523	614 075
8608009000	Non-electromech equip of railway/tramwaytrack fixtures,fiiting, m	141	3 089	8 183	98 927
8609001000	Containers of metal design & equip forcarriage by one/more mode	79 336	301 655	285 043	1 020 685
8609009000	Other containers design & equip forcarriage by one/more modes c	30 599	129 954	180 350	322 877
8701101100	Pedestrian controlled tractors, power<=22.5 kw for agricultural us	0	7 541	0	8 120
8701102100	Pedestrian controlled tractors, power> 22.5 kw for agricultural use	0	3 580	0	50 778
8701102900	Pedestrian controlled tractors, power> 22.5 kw oth than for agricu	1 485	1 485	34 423	34 423
8701201000	Road tractors for semi-trailers, ckd	23 429	23 429	26 809	26 809
8701209000	Road tractors for semi-trailers, not ckd	333 269	1 735 391	2 745 107	12 321 193
8701301000	Track-laying tractors of a cylinder cap<= 1100 cc	11 571	24 388	52 917	103 497
8701302000	Track-laying tractors of a cylinder cap> 1100 cc	0	32 767	0	177 600
8701901100	Agriculture tractors of a cylinder cap<= 1100 cc	67 097	186 992	350 641	1 183 962
8701901900	Agriculture tractors of a cylinder cap<= 1100 cc	417 545	1 274 919	2 662 170	8 026 571
8701909100	Other tractors of a cylinder capacity<= 1100 cc	23 264	29 069	56 800	64 539
8701909900	Other tractors of a cylinder capacity> 1100 cc	32 578	291 819	371 278	1 987 246
8702101200	Motor vehicles for the transport >=10 p,vehicle weight >=6t & < 1t	36 550	36 550	328 679	328 679
8702102100	Motor vehicles for the transport >=10 p,vehicle weight < 6 t, not cl	188 538	469 867	1 711 907	5 108 131
8702102200	Motor vehicles for the transport >=10 p,vhcl weight >=6t & <18t, r	7 800	7 800	19 805	19 805
8703101000	Golf cars, including golf buggies	22 162	76 154	63 080	119 337
8703211000	Go-karts, cylinder capacity <= 1,000 ccinternal combust recipro pis	0	2 673	0	6 860
8703212910	Sedan/station wagons, <=1,000 cc,not ckdinternal combust recipr	0	990	0	12 147
8703212990	Other motor cars, <= 1,000 cc, not ckdinternal combust recipro pis	617 636	1 222 167	4 963 007	9 363 829
8703213000	Other vehicles, <= 1,000 cc, ckdinternal combust recipro piston en	0	15 778	0	57 100
8703219000	Other vehicles, <= 1,000 cc, not ckdinternal combust recipro pisto	9 263	17 855	62 834	71 843
8703221190	Other motor cars, 1,000-1500 cc, ckdinternal combust recipro pist	221 094	1 013 020	1 117 712	5 049 680
8703221910	Sedan/station wagon,1,000-1500cc,not ckdinternal combust recip	1 944 566	4 791 031	20 738 416	50 587 982
8703221990	Oth motor cars, 1,000-1500 cc, not ckdinternal combust recipro pi	4 459 584	10 683 511	43 744 654	103 347 356
8703229000	Other vehicles, 1,000-1500 cc, not ckdinternal combust recipro pis	1 812	1 812	12 293	12 293
8703231000	Ambulances, 1500-3000 cc intern combustreciprocating piston en	11 578	11 578	78 539	78 539
8703234190	Other motor cars, 1500-1800 cc, ckdinternal combust recipro pist	53 588	80 852	613 612	921 275
8703234290	Other motor cars, 1800-2000 cc, ckdinternal combust recipro pist	307 482	461 507	2 095 383	3 147 392
8703234390	Other motor cars, 2000-2500 cc, ckdinternal combust recipro pist	92 466	457 269	766 301	3 318 919
8703235110	Sedan/station wagons, 1500-1800 cc, notinternal combust recipro	832 045	1 381 245	11 691 976	18 744 930
8703235190	Other motor cars, 1500-1800 cc, not ckdinternal combust recipro p	552 973	1 255 103	5 303 315	11 356 024
8703235210	Sedan/station wagons, 1800-2000 cc, notinternal combust recipro	116 323	278 352	1 761 654	4 127 409
8703235291	Oth motor car,1800-2000 cc, (4x2) system,not ckd,int combust rec	36 437	54 743	316 706	539 932
8703235292	Oth motor car,1800-2000 cc, (4x4) system,not ckd,int combust rec	3 406	63 626	32 556	1 020 802
8703235310	Sedan/station wagon,2000-2500cc,not ckdinternal combust recipr	853 641	2 089 147	13 195 840	32 314 686
8703235391	Oth motor car,2000-2500cc, (4x2) system,not ckd,int combust reci	1 169 828	2 959 265	16 583 901	41 225 192
8703235392	Oth motor car,2000-2500cc, (4x4) system,not ckd,int combust reci	14 635	26 208	160 221	280 761
8703235410	Sedan/station wagon,2500-3000cc,not ckdinternal combust recipr	129 079	258 196	2 943 997	5 655 221
8703235491	Oth motor car,2500-3000cc, (4x2) system,not ckd,int combust reci	244 317	417 795	2 681 532	4 778 020
8703235492	Oth motor car,2500-3000cc, (4x4) system,not ckd,int combust reci	95 054	229 426	1 405 774	3 524 083
8703239420	Oth vehicle, 2500-3000 cc, (4x4) system,not ckd,int combust recip	0	5 660	0	64 258
8703241000	Ambulances, cylinder capacity > 3000 ccinternal combust recipro p	3 145	3 145	7 497	7 497
8703245010	Sedan/station wagons, > 3000 cc,not ckdinternal combust recipro	229 565	404 901	6 320 322	12 621 797
8703245091	Oth motor cars, > 3000 cc, (4x2) system,not ckd,int combust recip	67 614	110 092	1 242 452	1 975 127
8703245092	Oth motor cars, > 3000 cc, (4x4) system,not ckd,int combust recip	493 869	930 323	7 792 715	15 062 085
8703249000	Other vehicle, > 3000 cc, not ckdinternal combust recipro piston e	1 960	3 920	18 250	36 500
8703324990	Other motor cars, 2000-2500 cc, ckd,diesel	0	817 391	0	5 794 893
8703325100	Sedan/station wagon,1500-2000cc,not ckd,diesel	381 655	1 020 269	4 098 538	10 396 121
8703325900	Other motor cars, 1500-2000 cc, not ckd,diesel	2 000 712	6 915 284	22 508 607	77 822 580
8703329100	Other vehicles, 1500-2000 cc, not ckd,diesel	2 403	2 403	38 012	38 012
8703329900	Other vehicles, 2000-2500 cc, not ckd,diesel	125 882	603 288	1 195 372	5 506 877

I.3. IMPOR MENURUT KOMODITI / IMPORT BY HS COMMODITY
***** MARET/MARCH 2011 *****

HS	Uraian Komoditi Commodity Description	Berat Bersih / Net Weight (Kg)		Nilai / Value C.I.F (US\$)	
		Bulan ini Current Month	Kumulatif Cum.Jan. to date	Bulan ini Current Month	Kumulatif Cum.Jan. to date
8703335100	Other motor cars, 2500-3000 cc, not ckd,diesel	17 205	38 938	303 929	631 909
8703335200	Other motor cars, > 3000 cc, not ckd,diesel	20 030	87 580	316 589	1 414 512
8703906000	Other vehicles, ckd	0	313	0	6 806
8704101100	Damper designed for off highway,<= 24 t,ckd	0	7	0	5
8704101200	Damper designed for off highway, <=24 tnot ckd	7 029	17 836	49 878	122 950
8704102100	Damper designed for off highway, >24 t,ckd	970 023	1 548 413	12 778 028	19 619 376
8704102200	Damper designed for off highway, > 24 tnot ckd	12 622 633	28 190 851	144 535 442	324 127 810
8704211900	Other vans, <= 5 t, ckd, diesel	57 000	59 558	782 000	816 755
8704212200	Refuse collection vehicles have a refusecompres device, <= 5 t, no	0	44 844	0	364 710
8704212900	Other vans, <= 5 t, not ckd, diesel	3 709 748	9 460 008	35 358 517	86 922 932
8704221900	Other vans, 5-6 t, ckd, diesel	1 208 230	2 071 780	16 466 650	28 231 900
8704222911	Other vans, 6-10 t, ckd, diesel	76 611	76 611	135 360	135 360
8704222919	Other vans, 6-10 t, not ckd, diesel	3 980	31 004	30 580	211 012
8704223900	Other vans, 10-20 t, ckd, diesel	0	5 622	0	50 984
8704224900	Other vans, 10-20 t, not ckd, diesel	103 861	130 527	529 267	988 026
8704231100	Refrigerated vans, 20-24 t, ckd, diesel	0	202 620	0	217 801
8704232200	Refuse collection vhcls having a refusecompres device, 20-24 t, no	0	43 608	0	846 284
8704232900	Other vans, 20-24 t, not ckd, diesel	135 417	135 417	193 007	193 007
8704233900	Other vans, > 24 t, ckd, diesel	118 621	394 846	1 106 307	3 632 754
8704234100	Refrigerated vans, > 24 t, not ckd,diesel	0	30 654	0	50 472
8704234300	Tanker vehicles, > 24 t, not ckd, diesel	0	173 785	0	276 527
8704234900	Other vans, > 24 t, not ckd, diesel	1 974 265	5 677 660	9 236 324	26 200 652
8704312900	Other vans, <= 5 t, not ckd,internal combustion piston engine	1 223 600	2 135 300	8 331 885	14 524 422
8704328100	Refrigerated vans, > 24 t, not ckd,internal combustion piston engir	0	32 277	0	51 285
8704328900	Other vans, > 24 t, not ckd, internalcombustion piston engine	0	6 700	0	87 658
8704909000	Motor vehicles for the transport of good, not ckd	0	3 515	0	155 075
8705100000	Crane lorries	100 365	100 365	315 000	315 000
8705200000	Mobile drilling derricks	37 309	37 309	240 000	240 000
8705300000	Fire fighting vehicles	0	102 355	0	2 458 578
8705400000	Concrete-mixer lorries	102 692	1 128 257	244 765	3 182 744
8705905000	Street clean vhcl, incl cesspit emptiermobile clinic;spray lorries of i	804	1 688	10 100	20 238
8705909000	Other special purpose motor vehicles	59 059	418 515	1 176 626	2 151 436
8706001100	Chasis fitted with engines for agri.tractors of subhd 8701.10/8701.1	0	262 828	0	5 406 154
8706001900	Oth chasis fitted with engines for vhclsof heading 8701	102	2 994	25 305	34 294
8706002000	Chasis fitted with engines for vehiclesof heading 8702	49 200	137 900	504 792	700 572
8706004000	Chasis fitted with engines for vehiclesof heading 8704	0	113 866	0	2 324 164
8707100000	Bodies for the vehicles of heading 8703	182 972	758 969	1 070 630	3 928 849
8707901000	Bodies for the vehicles of heading 8701	3 081	3 124	22 937	23 900
8707909000	Bodies for the vehicles of heading 8702,8704	20 122	120 087	83 287	1 143 711
8708101000	Bumper & parts for vehicles heading 8701	287	36 556	6 587	69 916
8708109000	Bumper & parts for vehicles heading 8702,8703;8704; 8705	134 059	353 495	1 470 013	3 657 975
8708211000	Safety seat belt for vehicles 8701	61	89	1 796	3 310
8708219000	Safety seat belt for vehicles 8702; 8703; 8704; 8705	124 582	329 727	1 141 050	2 907 859
8708291100	Component of door trim assembly for hd8701	1 072	4 345	36 761	88 228
8708291200	Component of door trim assembly for hd8703	101 472	281 985	1 462 495	3 922 537
8708291300	Component of door trim assembly for hd8705/subheading 8704.1	35 774	100 813	279 342	766 370
8708291900	Component of door trim assembly for hd8702 & 8704 (exlcuding 8	87 530	258 504	805 548	2 213 689
8708292000	Parts of safety seat belts of heading8701-8705	162 800	391 080	1 311 442	3 043 440
8708299100	Oth part, access of bodies for agricul.tractors of subhead 8701.10/	3 324	7 055	4 104	38 261
8708299200	Oth part, access of bodies for agricul.vehicles of heading 8701	305	1 476	7 242	16 739
8708299300	Oth part, access of bodies for agricul.of heading 8703	2 389 124	6 245 294	14 557 288	37 782 865
8708299900	Oth part, access of bodies for agricul.of heading 8702; 8704; 8705	645 097	1 399 696	6 065 096	14 704 821
8708301000	Brakes,servo-brakes; parts thereof forvehicles of heading 87.01	10 377	38 518	207 279	561 719
8708302000	Brakes,servo-brakes; parts thereof forvehicles of heading 87.03	411 506	1 108 414	5 991 386	15 190 184
8708309000	Brakes,servo-brakes; parts thereof forvehicles of heading 8702; 87	431 108	1 307 200	3 136 327	9 353 371
8708401100	Gear boxes, unassembled for vehicles ofheading 87.03	390 761	1 286 158	8 544 626	27 193 873
8708401200	Gear boxes, unassembled for vehicles ofsubheading 8704.10/head	459	6 379	15 186	51 153
8708401900	Gear boxes, unassembled for vehicles ofhead 8701-8702 & 8704 (i	383 124	825 895	4 613 603	10 070 508
8708402100	Gear boxes, assembled for agri tractorsof subheading 8701.10/87(0	422	0	13 676
8708402200	Gear boxes, assembled for oth vehicle ofheading 87.01	1 567	2 304	37 717	59 724
8708402300	Gear boxes, assembled for vehicle of hd87.03	364 788	914 881	6 265 823	15 696 058
8708402400	Gear boxes, assembled for vehicle ofsubheading 8704.10/heading	12 243	125 358	381 676	1 075 034
8708402900	Gear boxes, assembled for vehicles ofheading 8702 & 8704 (exlcuc	36 625	72 815	559 929	1 144 981
8708409000	Parts of gear boxes	188 704	662 926	1 168 520	2 848 153
8708501100	Drive-axes with differential, unassablfor vehicles of heading 87.03	1 011 568	3 146 203	9 284 301	25 057 604
8708501200	Drive-axes with differential, unassablfor vhcl of subhead 8704.10/	2 870	5 451	53 121	105 965
8708501900	Drive-axes with differential, unassablfor vhcl hd 8701-8702&8704	115 559	267 800	540 019	1 271 826
8708502100	Drive-axes with differential, assabledfor agri tractor of subhd 870:	0	82	0	723
8708502200	Drive-axes with differential, assabledfor other vehicles of heading	42 753	85 207	888 028	1 819 301
8708502300	Drive-axes with differential, assabledfor vehicles of heading 87.03	867 892	2 343 295	6 837 873	17 921 345
8708502400	Drive-axes with differential, assabledfor vhcl of subhd 8704.10/hc	73 920	149 581	1 016 887	2 104 616

I.3. IMPOR MENURUT KOMODITI / IMPORT BY HS COMMODITY
***** MARET/MARCH 2011 *****

H S	Uraian Komoditi Commodity Description	Berat Bersih / Net Weight (Kg)		Nilai / Value C.I.F (US\$)	
		Bulan ini	Kumulatif	Bulan ini	Kumulatif
		Current Month	Cum.Jan. to date	Current Month	Cum.Jan. to date
8708502900	Drive-axles with differential, assabedfor vhcl of hd 8702,8704 (exl	321 124	964 036	2 719 281	8 283 228
8708509000	Parts of drive-axles with differential,non-driving, axles	98 753	452 431	596 169	2 872 893
8708701100	Wheel centre discs and caps for agritractors of subheading 8701.1	6 855	9 759	21 040	54 541
8708701200	Wheel centre disc & cap for oth vehicleof heading 87.01	2 388	39 608	17 034	160 846
8708701300	Wheel centre disc & cap for oth vehicleof heading 87.03	274 436	856 764	1 583 606	4 555 065
8708701400	Wheel centre disc & cap for oth vehicleof subheading 8704.10/he:	288 355	577 357	678 758	1 032 082
8708701900	Wheel centre disc & cap for oth vehicleof heading 8702 & 8704 (e:	928 829	1 914 727	1 983 532	4 085 876
8708709100	Other road wheel for agri tractors ofsubheading 8701.10/8701.90	18	2 351	341	47 339
8708709200	Other road wheel for oth vehicles of hd87.01	0	52	0	27
8708709300	Other road wheel for vehicles of head87.03	160 225	385 036	991 797	2 315 026
8708709400	Other road wheel for vehicles of subhd8704.10/heading 87.05	6 516	27 640	8 049	206 464
8708709900	Other road wheel for vehicles of head8702 & 8704 (exlcuding 870:	315 728	945 443	864 620	2 205 217
8708801100	Suspension systems for agri tractors ofsubheading 8701.10/8701.5	973	2 899	24 165	72 033
8708801200	Suspension systems for oth vehicles ofheading 87.01	1 651	4 141	23 193	83 730
8708801300	Suspension systems for vehicles of head87.03	95 396	298 808	534 462	1 462 046
8708801400	Suspension systems for vehicle of sebhd8704.10/heading 87.05	1 758	22 159	25 672	434 341
8708801900	Suspension systems for vehicle of sebhd8702 & 8704 (exlcuding 8:	81 633	272 029	263 873	1 312 990
8708809000	Parts of suspension systems (incl shock-absorbers)	428 343	1 094 876	5 485 020	13 573 107
8708911100	Radiators systems for agri tractors ofsubheading 8701.10/8701.90	229	243	3 206	4 018
8708911200	Radiators for other vehicles of heading87.01	794	9 993	22 680	90 006
8708911300	Radiators for vehicles of heading 87.03	83 658	249 649	502 187	1 408 229
8708911400	Radiators for vehicles of subhd 8704.10or heading 87.05	13 143	24 086	183 406	391 428
8708911900	Radiators for vehicles of heading 87.02,8704 (exlcuding 8704.10)	115 543	294 393	1 232 119	3 010 159
8708919000	Parts of radiator	187 581	529 067	2 567 458	7 292 758
8708921000	Silencers (mufflers),exhaust pipe; partsfor vehicles of heading 87.C	40	2 641	2 548	59 224
8708922000	Silencers (mufflers),exhaust pipe; partsfor vehicles of heading 87.C	499 453	1 349 641	5 718 965	15 756 016
8708923000	Silencers (mufflers),exhaust pipe; partsfor vhcl of subhd 8704.10/f	3 104	12 445	51 332	261 201
8708929000	Silencers (mufflers),exhaust pipe; partsfor vhcl of hd 8702,8704 (e:	99 749	290 647	1 072 682	2 841 594
8708931000	Clutches and parts thereof for agritractors of subhd 8701.10/8701	542	1 010	11 329	19 454
8708932000	Clutches, parts thereof for oth vehicleof heading 87.01	2 856	3 530	22 091	30 736
8708933000	Clutches, parts thereof for oth vehicleof heading 87.03	391 069	1 090 036	5 085 193	14 514 399
8708934000	Clutches, parts thereof for vehicles ofsubheading 8704.10/heading	7 546	21 517	172 308	469 727
8708939000	Clutches, parts thereof for vehicles ofheading 8702 & 8704 (exlcuc	248 392	608 599	1 415 037	3 403 137
8708941000	Steering wheels with airbag assemblies	5 431	20 632	79 272	222 255
8708949100	Oth steering wheels, columns,boxes foragri. tractors of subhd 870	387	1 085	4 336	14 263
8708949200	Oth steering wheels, columns,boxes forother vehicles of heading 8	867	7 936	31 993	136 847
8708949300	Oth steering wheels, columns,boxes forvehicles of subheading 87.1	920 888	2 645 897	12 131 745	34 668 377
8708949900	Oth steering wheels, columns,boxes forfor vehicles of head 8702, ;	146 670	379 629	2 101 387	5 424 267
8708951000	Safety airbags with inflater system	52 362	167 070	726 408	1 957 050
8708959000	Parts of safety airbags with inflatersystem	18 206	52 714	691 046	1 924 895
8708991100	Unassembled fuel tank;engine bracket forvehicles of heading 87.0	3 878	70 183	81 401	528 133
8708991200	Unassembled fuel tank;engine bracket forvehicles of heading 87.0	225 177	620 161	2 254 095	5 903 060
8708991900	Unassembled fuel tank;engine bracket forvehicles of head 87.02; 8	49 415	133 854	425 276	1 132 479
8708999100	Other parts and accesories for agritractors of subhd 8701.10/8701	14 519	66 256	126 029	1 423 566
8708999200	Other parts,acces for other vehicles ofheading 87.01	7 648	29 439	260 757	1 029 661
8708999300	Other parts,acces for other vehicles ofheading 87.03	6 129 105	15 378 643	53 866 908	135 272 976
8708999900	Other parts,acces for other vehicles ofheading 87.02, 8704, 8705	3 750 821	10 657 353	33 026 298	85 033 586
8709110000	Electrical vehicles	1 635	2 498	4 077	7 784
8709190000	Non elect work truck,self-propelled,notfitted with lift/handl equip.	34 609	173 112	179 884	862 563
8709900000	Part of work trucks,self-propelled, notfitted with lift/handl equip, i	2 248	20 928	17 292	151 005
8710000000	Tanks, other armoured fighting vehicles,motorised, with weapons,	6 587	23 956	412 182	1 286 962
8711101100	Motorcycle,incl moped,scooters, recipoint combust piston engine	7 602	25 723	45 612	113 037
8711109100	Motorcycle,incl moped,scooters, recipoint combust piston engine	0	8 237	0	25 666
8711109900	Other motorcycles, recipro int pistonengine < 50 cc, not ckd	0	1 808	0	4 619
8711201010	Motocross motorcycles, with recipoint combust pist engine, 50-2:	0	11 814	0	32 250
8711201090	Motocross motorcycles, with recipro intcombust pist engine, 50-2:	5 503	17 021	142 527	436 193
8711202100	Motorcycles, scooters, with recipro intcombust piston engine, 50 -	22 510	40 544	140 920	301 736
8711202200	Motorcycles, scooters, with recipro intcombust piston engine, 125	0	5 319	0	9 941
8711202300	Motorcycles, scooters, with recipro intcombust piston engine, 150	0	42 724	0	268 800
8711202400	Motorcycles, scooters, with recipro intcombust piston engine, 200	4 452	4 452	191 898	191 898
8711203000	Other motorcycles, recipro int pistonengine, 50 -250 cc, ckd	37 608	44 441	43 227	45 442
8711204100	Motorcycles, scooters, with recipro intcombust piston engine, 50-:	22 314	76 836	383 748	1 326 038
8711204200	Motorcycles, scooters, with recipro intcombust piston engine, 125	164 626	500 931	947 884	2 937 317
8711204300	Motorcycles, scooters, with recipro intcombust piston engine, 150	342 149	718 297	1 934 683	4 307 211
8711204400	Motorcycles, scooters, with recipro intcombust piston engine, 200	484 960	1 052 388	6 876 816	16 653 919
8711209000	Other motorcycles, recipro int pistonengine, 50 -250 cc, not ckd	975	8 833	4 579	92 196
8711401090	Motocross motorcycles, with recipro intcombust pist engine, 500-:	5 475	5 939	45 000	55 900
8711402000	Other motorcycles, recipro int pistonengine, 500 -800 cc, ckd	0	120	0	19 537
8711409000	Other motorcycles, recipro int pistonengine, 500 -800 cc, not ckd	3 663	5 778	75 939	216 987
8711502000	Other motorcycles, recipro int pistonengine, > 800 cc, ckd	3 009	7 672	45 220	109 262
8711509000	Other motorcycles, recipro int pistonengine, > 800 cc, not ckd	4 439	7 603	58 078	171 375

I.3. IMPOR MENURUT KOMODITI / IMPORT BY HS COMMODITY
***** MARET/MARCH 2011 *****

HS	Uraian Komoditi Commodity Description	Berat Bersih / Net Weight (Kg)		Nilai / Value C.I.F (US\$)	
		Bulan ini	Kumulatif	Bulan ini	Kumulatif
		Current Month	Cum.Jan. to date	Current Month	Cum.Jan. to date
8711909000	Other motorcycles, not ckd	1 079	4 117	29 850	104 600
8712001000	Racing bicycles	2 152	17 278	51 975	295 111
8712002000	Bicycles designed to be ridden bychildren	569 591	2 978 033	545 164	2 593 813
8712003000	Other bicycles	297 387	2 525 776	425 463	2 886 765
8712009000	Other cycles	918 802	3 713 791	1 729 789	5 709 270
8713100000	Carriages for disabled persons, notmechanically propelled	33 492	65 077	72 433	190 436
8713900000	Carriages for disabled persons,mechanically propelled	83 607	197 508	175 993	463 671
8714110000	Saddles of motorcycles (incl. mopeds)	12 138	25 370	56 364	140 842
8714190010	Clutch assembly of motorcycles(incl. mopeds)	153 082	388 872	2 203 998	5 403 883
8714190020	Gear assembly of motorcycles(incl. mopeds)	140 500	489 485	700 913	1 944 875
8714190030	Spokes/nipples of motorcycles(incl. mopeds)	3 999 985	12 823 267	29 010 806	80 425 525
8714190040	Oth part & acces, for motorcycles ofsubheading, 8711.10, 8711.20	322 071	1 098 530	264 337	726 772
8714190090	Oth part & acces, for motorcycles ofsubheading, 8711.30, 8711.40	765 055	4 398 236	1 689 176	6 484 749
8714201900	Castors of a dia(incl. tyres) > 250 mmthat the wheel width > 30 mr	144	4 426	2 428	26 926
8714209000	Other parts of carriages for disabledpersons	74	9 378	1 680	24 117
8714911000	Frames & forks for bicycles of subhead8712.00.20	128 440	537 079	304 885	1 468 216
8714919000	Oth parts of forks	89 789	551 464	748 288	3 854 608
8714921000	Wheel rims and spokes for bicycles ofsubheading 8712.00.20	72 099	343 639	164 933	911 993
8714929000	Other wheel rims and spokes	103 547	370 302	492 995	1 605 353
8714931000	Hubs,(exlc coaster brake hub, hub brake,free/sprocket-wheel), bic	7 153	45 720	21 804	143 570
8714939000	Oth hub, (exlc coaster braking hub, hubbrake, free/sprocket-whее	75 449	323 983	366 333	1 632 687
8714941000	Brakes,(incl coast brake hub,hub brake)for bicycles of subheading	28 545	192 962	87 926	539 898
8714949000	Oth brakes, (incl coaster braking hubs,hub brakes)	280 309	775 248	948 416	3 037 745
8714951000	Saddles for bicycles of subhd 8712.00.20	10 542	84 597	16 207	100 630
8714959000	Other saddles	110 313	308 759	176 091	633 162
8714961000	Pedals and crank-gear,& parts thrf orbicycles of subheading 8712.	10 254	57 711	9 894	53 359
8714969000	Other pedals and crank-gear,& parts thrf	161 994	560 675	467 129	1 547 031
8714991000	Parts & accessories of bicycle of subhd8712.00.20	37 579	168 186	225 695	835 889
8714999000	Parts & accessories of vehicle of head87.11 to 87.13. (exlc. 8712.0	3 012 592	9 264 190	13 944 760	40 907 015
8715000000	Baby carriages, trailers, semi-trailers,oth vhcl, not mechanically pr	106 673	492 017	356 500	1 287 725
8716100000	Trailers & semi-trailers of the caravantype, for housing/camping	0	42	0	444
8716200000	Self-loading/self-unloading trailers &semi-trailers for agricultural p	0	2 349	0	15 591
8716310000	Tanker trailers,tanker semi-trailers forthe transport of goods	12 231	84 308	92 888	517 368
8716394000	Agricultural trailers and semi-trailers	0	126 009	0	703 920
8716399000	Other trailers and semi-trailers for thetransport of goods	224	95 939	2 176	188 165
8716400000	Other trailers and semi-trailers	23 562	269 567	26 964	1 224 138
8716801000	Cart,wagon,sack truck,hand trolleys &similar hand-propelled vhcl	47 671	99 219	247 500	379 114
8716802000	Wheelbarrows a kind used in factory/workshops	71 833	429 063	42 352	265 310
8716809000	Oth vehicles, not mechanically propelled	16 768	85 598	96 074	394 230
8716901100	Wheels for trailers and semi-trailers	368 735	1 085 299	639 192	1 811 210
8716901300	Other parts for goods of subheading8716.20	24 029	61 804	59 745	174 516
8716901900	Other parts for trailers, semi-trailers	979 937	1 973 062	2 376 351	5 094 686
8716909100	Parts for goods of subhead 8716.80.10or 8716.80.20	123 640	333 152	222 125	572 563
8716909900	Other parts for other vehicles	252 328	519 975	590 460	1 296 221
8801000000	Balloon,dirigibles,glider, hang glidersand other non-powered aircr	0	1 814	0	17 250
8802120000	Helicopters of an unladen weight >2,000 kg	5 398	11 969	4 500 000	8 997 880
8802201000	Aeroplanes of an unladen weight<= 2,000 kg	8 850	10 200	7 230 000	8 910 000
8802301000	Aeroplane of an unladen weight >2,000 kgand <= 15,000 kg	647	24 611	35 356	9 069 225
8802401000	Aeroplanes of an unladen weight> 15,000 kg	356 251	714 120	235 784 244	483 528 538
8803100000	Propellers, rotors, parts thereof ofheading 88.01/88.02.	3 805	4 006	17 521	48 333
8803200000	Under-carriages, parts thereof heading88.01/88.02.	0	80	0	1 644
8803300000	Other parts of aeroplanes/helicoptersheading 88.01/88.02.	538 359	658 551	66 143 502	131 241 838
8803909000	Other parts of goods of heading 88.01or 88.02	6 239	15 460	467 548	1 687 602
8804000000	Parachutes (incl dirigible parachutes,paragliders)&rotochutes,part	1 099	1 842	976 311	1 468 538
8805100000	Aircraft launching gear, part thereof,deck arrestor/similar gear, pa	1 042	1 042	11 815	11 815
8805210000	Air combat simulators & parts thereof	240	825	13 935	2 639 599
8805291000	Ground flying trainers	0	68 398	0	17 366 988
8805299000	Parts of ground flying trainers	199	1 170	21 501	151 672
8901102000	Cruise ships,excursion boats,ferry-boats of gross tonnage>26 but<	70 110	6 010 110	98 784	4 785 757
8901103000	Cruise ships,excursion boats,ferry-boats of gross weight>250 but<	4 053 000	6 145 000	5 800 000	6 369 914
8901205000	Tankers of gross tonnage > 4000 but<= 5000 ton	18 900 000	20 803 000	4 500 000	7 184 779
8901206000	Tankers of gross tonnage > 5000 ton	0	6 865 000	0	15 889 195
8901901100	Other vessels, not motorised of grosstonnage <= 26 ton	28 495	59 496	120 000	220 000
8901901200	Other vessels, not motorised of grosstonnage > 26 but <= 250 ton	152 000	300 980	3 299 350	3 443 492
8901901400	Other vessels, not motorised of grosstonnage > 500 ton	9 343 000	13 891 000	30 806 078	37 067 967
8901902100	Other vessels, motorised of grosstonnage <= 26 ton	0	1 287	0	5 059
8901902200	Other vessels, motorised of grosstonnage > 26 but <= 250 ton	0	2 213 000	0	17 681 031
8901902300	Other vessels, motorised of grosstonnage > 250 but <= 500 ton	773 930	1 771 930	747 914	1 583 572
8901902400	Other vessels, motorised of grosstonnage > 500 but <= 4000 ton	1 326 000	6 514 000	2 900 000	8 741 353
8901902500	Other vessels, motorised of grosstonnage > 4000 but <= 5000 ton	1 021 000	8 312 000	440 000	3 498 881
8901902600	Other vessels, motorised of grosstonnage > 5000 ton	2 984 000	24 017 164	3 120 000	30 140 476

I.3. IMPOR MENURUT KOMODITI / IMPORT BY HS COMMODITY
***** MARET/MARCH 2011 *****

H S	Uraian Komoditi Commodity Description	Berat Bersih / Net Weight (Kg)		Nilai / Value C.I.F (US\$)	
		Bulan ini	Kumulatif	Bulan ini	Kumulatif
		Current Month	Cum.Jan. to date	Current Month	Cum.Jan. to date
8902001100	Fishing vessels of gross tonnage<= 26 ton	18 000	18 000	18 390	18 390
8902001400	Fishing vessels of gross tonnage> 100 but <= 250 ton	0	384 000	0	316 575
8902009500	Factory ships&oth vessels for proc/preserv fish.of 250<gro ton<=4	953 000	953 000	146 152	146 152
8903100000	Yachts&oth vessels for pleasure/sportsrowing boats&canoes, infla	943	943	9 178	9 178
8903910000	Sailboats, with/withoutauxiliary motor, not inflatable	1 666	1 797	1 497	5 574
8903920000	Motorboats, other than outboard motor,not inflatable	0	86 772	0	1 625 133
8903990000	Other vessels for pleasure/sports;canoes, not inflatable	16 898	50 185	225 967	947 080
8904001100	Tugs of gross tonnage <= 26 ton	99 000	171 000	607 585	1 129 411
8904001900	Tugs of gro tonnage >26 ton, of apower <= 4000 hp	525 000	3 263 479	13 040 000	32 619 833
8904002900	Tugs of gro tonnage >26 ton, of apower > 4000 hp	0	725 471	0	2 229 228
8905100000	Dredgers	842 890	1 213 890	2 590 046	3 035 947
8905200000	Floating/submersible drilling/production platforms	1 800	1 800	90 570	90 570
8905909000	Oth vessels w/navigability of which issubsidiary to their main funci	3 207 000	3 242 306	10 768 500	11 226 008
8906901000	Lifeboats oth than rowing boats, othvessels of displacement <= 30	27 659	90 452	194 085	12 648 203
8906909000	Lifeboats oth than rowing boats, othvessels of displacement > 30 t	1 087 217	1 091 712	10 875 188	10 890 300
8907100000	Floating structures, inflatable rafts	89 985	131 690	1 459 604	1 786 100
8907901000	Buoys	26 411	82 179	121 134	387 735
8907909000	Other floating structures	324 351	824 360	902 082	7 956 275
9001101000	Optical fibres,optical fibre bundles&cables for telecom.&oth electri	5 230	107 482	660 796	2 635 026
9001109000	Optical fibres, optical fibrebundles&cables for other purpose	5 083	12 959	510 824	1 292 957
9001200000	Sheets&plates of polarising material	1 466	5 353	7 458	25 979
9001300000	Contact lenses	49 601	161 848	4 886 826	16 251 098
9001400000	Spectacle lenses of glass	34	303	564	2 312
9001500000	Spectacle lenses of other materials	5 875	14 793	535 225	1 007 128
9001901000	Lenses & optic elements for photograpor cinematographic camera	6 782	23 008	847 414	2 856 589
9001909010	Lenses & prisms forlighthouses/beacons	146	165	18 032	19 309
9001909090	Oth elements of glass not opticallyworked	8 236	34 213	654 959	3 536 932
9002111000	Objective lenses for cinematographicprojector	1 159	1 639	7 488	12 735
9002119000	Objective lenses for cameras & otherprojector	4 310	14 146	221 678	656 368
9002190000	Objective lenses for oth instruments& apparatus	3 713	7 294	83 110	268 069
9002201000	Filters for cinematographic projectors	37	38	562	613
9002202000	Filters for cinematographic cameras,photographic cameras & oth i	11 073	12 091	17 140	189 299
9002203000	Filters for telescopes/microscopes	54	1 055	1 953	128 411
9002209000	Filters for oth instruments&apparatus	9 246	50 699	49 665	263 120
9002902000	Lenses&prisms for cinematographicprojectors	0	1	0	325
9002903000	Lenses&prisms for cinematographic cam.photographic cameras&c	102	1 809	34 986	66 069
9002909000	Lenses&prisms for oth instruments	3 954	10 767	478 364	871 946
9003110000	Frames&mountings for spectacles,goggles of plastics	983	1 477	26 654	55 212
9003190000	Frames&mountings for spectacles,goggles of other materials	2 285	25 916	135 609	453 180
9003900000	Parts of frames&mountings forspectacles, goggles&the like	4 329	24 084	260 760	621 451
9004100000	Sunglasses	40 855	136 611	417 504	1 268 610
9004901000	Corrective spectacles	10 521	89 051	132 425	755 010
9004902000	Corrective goggles	0	132	0	1 945
9004905000	Protective goggles	254	1 239	2 764	36 110
9004909000	Other spectacles & goggles	88 532	280 450	558 790	1 607 546
9005100000	Binoculars	4 490	14 989	27 294	1 896 804
9005801000	Astronomical instrumens, excludinginstruments for radio-astronor	810	810	8 558	8 558
9005809000	Monoculars & oth optical telescopes	2 649	24 330	3 480 235	3 889 955
9005901000	Parts&accessories (incl mountings) forastron.cal instr.ex.instrum.f	0	67	0	801
9005909000	Parts&accessories (include mountings)for oth optical telescopes	128	1 607	1 942 108	1 949 249
9006101000	Laser photo plotters	56	84	1 936	2 898
9006109000	Oth cameras of a kind used forpreparing printing plates/cylinders	0	19	0	31 194
9006300000	Cameras specially design for underwater use for aerial survey, mer	47	98	7 712	20 080
9006400000	Instant print cameras	3 602	3 602	5 905	5 905
9006510000	Oth cameras with a slr, for roll filmof a width <= 35 mm	264	264	3 636	3 636
9006520090	Other cameras for roll film of a width> 35 mm	0	1 358	0	438 000
9006530090	Cameras of oth. a kind used for rec.doc on microfilm, microfiche	0	8	0	16
9006591000	Lasers photo plotters/imagesetterswith raster image processor	1 913	2 860	178 156	290 156
9006599010	Camr.of a kind used for recording doc.on mic.film, microfiche/oth	15	15	254	254
9006610000	Discharge lamp ("electronic") flashlight	0	2 682	0	11 444
9006690000	Oth photographic flashlight apparatus& flashbulbs	489	9 219	2 454	44 181
9006911000	Parts & accessories for laser photoplotters of subhd 9006.10.10	0	56	0	1 912
9006913000	Parts & accessories for cameras ofsubhead. 9006.40.00 to 9006.53	1 189	41 487	6 891	180 078
9006919000	Other parts & accessories for cameras	15 991	21 315	82 962	115 005
9006991000	Parts & accessories for photographicflash-light apparatus	291	12 131	187 346	622 901
9006999000	Parts & accessories not for photograpflash-light apparatus	297	8 152	70 131	444 763
9007190000	Other cinematographic cameras	1 963	11 256	12 421	93 162
9007209000	Oth projectors whether/not incorp.sound recording/reproducing a	381	2 621	11 631	44 824
9007910000	Parts and accessories for cameras	10 369	34 422	120 946	305 478
9007920000	Parts and accessories for projectors	6 030	17 144	784 845	2 082 580
9008300000	Other image projectors	47 694	177 259	133 996	658 782

I.3. IMPOR MENURUT KOMODITI / IMPORT BY HS COMMODITY
***** MARET/MARCH 2011 *****

HS	Uraian Komoditi Commodity Description	Berat Bersih / Net Weight (Kg)		Nilai / Value C.I.F (US\$)	
		Bulan ini	Kumulatif	Bulan ini	Kumulatif
		Current Month	Cum.Jan. to date	Current Month	Cum.Jan. to date
9008409000	Other photographic enlargers and reducers (other than cinematographic)	0	54	0	190
9008901000	Parts and accessories of the goods of subheading 9008.20.00	0	1 021	0	3 000
9008909000	Parts and accessories of other image projectors	2 259	2 954	29 669	33 080
9010100000	Apparatus and equipment for automatically developing x-ray film	2 840	23 642	75 997	249 595
9010501000	App. for the project./drawing of circ.patt.on sensit.substrates for m	73	3 697	961	76 436
9010509000	Oth app&equip for p.grap (including cinematographic); negatoscop	7	165	827	14 296
9010600000	Projection screens of 300 inches or more	123 642	291 428	359 172	856 095
9010901000	Parts&acc. for projection screens,/for articles of subheading 9010.	0	22	0	125
9010903000	Parts&acc.of app for the projection/drawing of circuit patt. of PCB	0	2	0	130
9010909000	Parts & acc.of oth apparatus&equip for photographics laboratories	4 924	14 090	359 886	433 715
9011100000	Stereoscopic microscopes	1 755	16 724	213 269	897 701
9011200000	Other microscopes, for photomicrographic cinematography/mi	4 618	32 513	128 959	661 824
9011800000	Other microscopes	8 005	36 318	137 273	1 620 743
9011900000	Parts and accessories of stereoscopic microscope	43	302	10 889	36 362
9012100000	Microscopes oth than optical microscopediffraction apparatus	486	8 144	32 512	325 923
9012900000	Parts and accessories for microscope	145	464	29 197	35 312
9013100000	Telescopic sights for fitting to armsperiscopes; telescopes design t	80	82	4 765	5 354
9013200000	Lasers, other than laser diodes	173	368	7 523	21 763
9013801000	Optical error verifications&repairapp.for PCB/PWBs&PCAs	0	675	0	43 662
9013802000	Liquid crystal devices	6 474	16 428	577 519	1 553 137
9013809000	Other devices, appliances&instruments of other optical appliances	24 042	46 007	1 766 214	3 614 671
9013901000	Parts & accessories of goods of subheading 9013.20.00	14	233	263	31 241
9013903000	Parts & acc.of goods of sub head.9013.10.00/9013.80.00	365	365	7 393	7 393
9013904000	Parts&acc.of optic error verification&repair app for PCB/PWBs&PC	2	2	108	108
9013909000	Parts&accessories of other goods of subheading 90.13	2 153	17 872	107 188	283 921
9014100000	Direction finding compasses	7 929	24 372	53 517	122 709
9014200000	Instrum.&appl.for aeronautical/spacenavigation (other than comp	28	147	111 266	260 981
9014801000	Navigational instrum.&appl.used on ships,work with an automatic dat	722	21 409	6 657	57 362
9014809000	Other navigational instruments&appliances	1 814	6 218	434 836	1 288 148
9014901000	Parts&acc.of ships navigational instrumwork with an automatic data p	271	908	23 222	35 556
9014909000	Parts&accessories of oth navigational instruments&appliances	781	116 844	47 603	590 886
9015101000	Rangefinders used in photography&cinematography	0	132	0	365
9015109000	Other rangefinders	6 067	17 826	258 126	478 239
9015200000	Theodolites and tachymeters(tacheometers)	10 833	31 056	51 722	158 838
9015300000	Levels [measuring higher of ground]	8 808	25 869	30 246	91 420
9015400000	Photogrammetrical surveying instruments & appliances	0	1 615	0	35 070
9015809000	Other instruments&appliances for surveying	12 728	159 391	1 992 479	7 942 810
9015900000	Parts&accessories of surveying instruments and appliances	65 782	442 056	3 349 817	17 329 612
9016001000	Balances of a sensitivity of 5cg/better,w/without their weights, elec	12 790	28 856	512 318	1 490 054
9016009000	Balances of a sensitivity of 5cg/better,w/without their weights,not e	12 004	57 853	79 901	372 339
9017101000	Plotters whether i/o units of hd 84.71 or drawing/drafting of head	135	2 238	8 956	116 527
9017109000	Other drafting tables & machines, whether/not automatic	8 913	51 619	109 938	853 235
9017201000	Rulers	14 304	81 335	23 186	154 998
9017203000	App. for the project/drawing of circ.patt.on sensitized subs for mfc	206	294	2 045	5 811
9017204000	Photo plotters for the manufacture of PCB/PWBs	0	3	0	137
9017209000	Other drawing, marking-out/mathematical calculating instruments	16 003	138 511	69 122	322 130
9017300000	Micrometers, callipers and gauges	36 299	141 953	954 298	3 056 598
9017800000	Other instruments micrometers callipers&gauges	141 496	560 355	510 522	2 137 669
9017902000	Parts&acc.of app.for the project/drwg of circ.patt.on sens.subs for	9	713	151	50 780
9017903000	Parts&acc.of photo plotters for the manufacture of PCB/PWBs	173	175	37 002	37 069
9017909000	Parts and accessories of other instruments	7 662	12 642	426 623	552 164
9018110000	Electro-cardiographs	3 747	4 359	102 064	171 891
9018120000	Ultrasonic scanning apparatus	3 524	11 535	471 385	1 684 863
9018130000	Magnetic resonance imaging apparatus	155	15 260	84 504	1 811 261
9018140000	Scintigraphic apparatus	31	5 268	8 954	512 383
9018190000	Other electro-diagnostic apparatus	30 109	91 397	2 777 249	5 715 036
9018200000	Ultra-violet/infra-red ray apparatus	145	157	755	1 161
9018311000	Disposable syringes	82 506	264 027	722 034	1 949 118
9018319000	Other syringes, with/without needles	69 401	125 355	933 504	2 038 973
9018320000	Tubular metal needles and needles for sutures	56 606	142 772	590 152	1 287 132
9018391000	Oth. catheters	53 369	118 249	460 657	1 159 761
9018392000	Oth.tubular metal needles and needles for sutures	1 014	5 203	75 693	161 414
9018399000	Other instruments and appliances, used in dental science	726 650	1 395 418	3 192 876	9 214 216
9018490000	Oth.dental drill eng., whether/not comb.on a single base with oth det	5 181	18 314	149 865	202 262
9018500000	Other ophthalmic instruments&appliances	11 088	15 089	252 521	611 812
9018902000	Intravenous administration set (adult)	14 565	69 125	373 898	1 090 196
9018903000	Electronic instruments and appliances	6 711	31 609	339 879	827 250
9018909000	Other instruments&appliances in medical	782 648	1 834 596	5 232 130	14 230 858
9019101000	Electr. mechano-therapy appl.massag apparatus	31 783	81 624	428 791	1 066 758
9019109000	Oth. electr. mechano-therapy appl.massag app.	48 832	170 803	241 216	970 677
9019200000	Ozone therapy, oxygen therapy, aerosol therapy, artificial respirator	14 546	72 492	633 780	1 477 815

I.3. IMPOR MENURUT KOMODITI / IMPORT BY HS COMMODITY
***** MARET/MARCH 2011 *****

H S	Uraian Komoditi Commodity Description	Berat Bersih / Net Weight (Kg)		Nilai / Value C.I.F (US\$)	
		Bulan ini	Kumulatif	Bulan ini	Kumulatif
		Current Month	Cum.Jan. to date	Current Month	Cum.Jan. to date
9020000000	Oth breathing appl.&gas masks, excl.protec.masks having neith. m	26 099	70 915	660 501	1 931 454
9021100000	Orthopaedic/fracture appliances	516	15 594	19 475	117 256
9021210000	Artificial teeth	23	832	2 139	4 348
9021390000	Other artificial joints	20	29	20 100	31 428
9021400000	Hearing aids, excluding parts and accessories	15	3 309	30 255	8 389 225
9021500000	Pacemakers for stimulating heart muscles, excluding parts & accesso	857	1 643	85 679	107 721
9021900000	Oth appl.which are worn/carried/implan in the body,to comp&te fi	13 509	33 187	11 955 675	50 030 695
9022120000	Computed tomography apparatus	4 453	20 223	439 925	1 903 684
9022130000	Oth. computed tomography apparatus for dental use	2 027	3 004	119 232	170 528
9022140000	Oth. computed tomography apparatus for medical, surgical/veterin	4 593	34 024	350 981	2 283 381
9022191000	X-ray app for the physical inspection of solder joints on PCB/PWB a	4 571	7 157	6 308	257 688
9022199000	X-ray apparatus for other uses	7 657	20 328	404 201	999 942
9022210000	Alpha,beta/gamma radiations app for medic.surgical,dental/veterin	0	4 164	0	34 463
9022290000	Alpha, beta/gamma radiations apparatus for other uses	4 273	5 598	237 533	585 211
9022300000	X-ray tubes for medical, surgical, /veterinary uses	444	562	90 174	104 922
9022901000	Parts&acc.of x-ray app f the physical inspec.of solder joints on PCA	68	1 816	107 472	572 135
9022909000	Parts & accessories for other x-ray,alpha,beta/gamma radiations a	8 938	19 976	611 098	824 889
9023000000	Instrum. app.&models,for demonstr&alpur.(exam. in education,	26 334	80 909	1 217 210	4 922 403
9024101000	Machines and appliances for testing metals, electrically operated	10 528	27 007	1 178 426	1 586 071
9024109000	Machines and appliances for testing metals, non-electrically operat	7 089	16 600	502 635	866 881
9024801000	Machines & appliances for testing other material, electrically oper	15 797	50 952	773 400	2 128 941
9024809000	Machines & appliances for testing other material, non-electrically o	15 699	24 440	442 044	926 556
9024901000	Parts&acc. for elec. operated machines and appliances for testing r	9 821	21 877	466 643	1 159 279
9024902000	Parts&acc.for non-electrically operated machines&appl. for testing m	12 636	13 140	149 037	193 128
9025110000	Thermometers&pyrometers not combined with oth instruments, li	7 965	18 843	94 477	362 682
9025191000	Thermometers&pyrometers not combined with oth instruments, e	10 603	34 669	479 394	1 311 181
9025192000	Thermometers&pyrometers not combined with oth instruments, n	1 392	2 536	50 235	87 133
9025801000	Temperature gauges for motor vehicles	1 354	3 959	16 743	64 571
9025802000	Oth. temperature gauges for motor vehic.electrical	28 860	70 203	366 093	927 803
9025803000	Oth. temperature gauges for motor vehic.non electrical	8 382	22 856	52 666	140 915
9025901000	Parts and accessories for electrically operated instruments	21 514	51 794	238 447	684 312
9025902000	Parts & accessories for non-electrically operated instruments	883	7 136	48 980	149 311
9026101000	Level gauges for motor vehicles electrically operated	11 242	26 310	192 589	452 852
9026102000	Level gauges for motor vehicles not electrically operated	10 493	25 833	171 317	359 182
9026103000	Oth measur/checking the flow/level of liquids instrum.,elec.oprt	23 243	83 127	1 408 456	4 076 879
9026109000	Oth measur/checking the flow/level of liquids instrum.,not elec.op	30 709	68 362	1 409 878	2 220 732
9026201000	Pressure gauges for motor vehicles,electrically operated	21 278	52 886	544 059	1 380 583
9026202000	Pressure gauges for motor vehicles,not electrically operated	7 585	23 235	91 581	321 188
9026203000	Other measuring/checking pressure instruments, electrically opera	39 541	106 553	1 003 679	3 010 644
9026204000	Other measuring/checking pressure instruments, not electrically op	25 877	69 057	467 223	1 539 621
9026801000	Oth instruments/app. for measuring, electrically operated	267 435	565 129	2 437 576	5 863 727
9026802000	Oth instruments/app. for measuring,not electrically operated	14 167	63 213	440 921	1 304 396
9026901000	Parts&acc. for electrically operated instruments and apparatus	51 173	116 761	2 523 561	5 347 693
9026902000	Parts&acc.for nn-electrically operated instruments and apparatus	10 376	35 235	347 080	783 386
9027101000	Gas/smoke analysis apparatus,electrically operated	4 552	10 227	248 136	786 331
9027102000	Gas/smoke analysis apparatus not electrically operated	2 390	5 364	139 560	239 775
9027201000	Chromatographs&elektrophoresis instrum, electrically operated	1 137	2 256	117 097	244 581
9027202000	Chromatographs&elektrophoresis instrum, not electrically operat	694	1 853	13 031	24 729
9027301000	Spectrometers,sp.photometers&sp.graphs use optic radiat,electr	2 058	15 435	299 446	1 516 097
9027302000	Spectrometers,sp.photometers&sp.graphs use optic radiat,nt-elect	4 826	11 132	304 462	710 441
9027501000	Oth instrum.&app.using optic radiations(uv, visible, ir), electr	2 247	13 003	486 075	2 264 047
9027502000	Oth instrum.&app.using optic radiations(uv,visible,ir),not-electric	466	2 529	49 955	182 040
9027801000	Exposure meters	2 912	4 311	174 599	399 201
9027802000	Coagulometers	2 928	3 864	8 317	45 424
9027803000	Other instruments and apparatus electrically operated	13 200	42 265	484 810	1 676 842
9027804000	Other instruments and apparatus not electrically operated	774	2 138	27 930	103 297
9027901000	Parts&acc.includg PCA of h 90.27,othfor gas/smoke analysis app.&	380	12 091	138 904	475 838
9027909100	Parts&acc. of gas/smoke analysis app.and microtomes, electrically	8 759	11 009	136 622	218 377
9027909900	Parts&acc. of gas/smoke analysis app.µtomes,not-electricall	3 654	9 154	315 019	1 126 968
9028101000	Gas meters of a kind mounted in gas containers	11 113	89 945	151 681	985 400
9028109000	Other gas meters of kind mounted in gas containers	675	895	41 440	116 983
9028201000	Totalizing water meters	21 185	256 376	1 281 608	2 435 315
9028209000	Other liquid meters	9 410	19 843	113 791	340 099
9028301000	Kilowatt hour meters	135 926	162 359	2 776 698	3 448 754
9028309000	Other electricity meters	39 283	111 950	311 630	1 176 555
9028901000	Water meter housings/bodies	28 205	74 304	303 031	818 483
9028909000	Oth parts&accessories of gas, liquid/electricity supply/production	71 373	243 867	1 248 977	2 858 932
9029102000	Taximeters	692	977	1 474	3 247
9029109000	Mileometers, pedometers and the like	13 295	22 110	320 432	583 691
9029201000	Speedometer for motor vehicles	87 701	200 947	1 443 467	3 110 361
9029202000	Tachometers for motor vehicles	45 708	152 126	537 743	1 770 639

I.3. IMPOR MENURUT KOMODITI / IMPORT BY HS COMMODITY
***** MARET/MARCH 2011 *****

HS	Uraian Komoditi Commodity Description	Berat Bersih / Net Weight (Kg)		Nilai / Value C.I.F (US\$)	
		Bulan ini	Kumulatif	Bulan ini	Kumulatif
		Current Month	Cum.Jan. to date	Current Month	Cum.Jan. to date
9029209000	Oth speed indicators&tachometers;stroboscopes	48 228	160 800	1 980 858	5 994 116
9029901000	Parts&acc.of goods of sub h 9029.10/of stroboscopes of subheadii	17 740	37 759	243 411	531 448
9029902000	Parts and accessories of goods ofsubheading 9029.20	242 286	720 884	6 468 909	14 382 188
9030100000	Instruments & apparatus for measuring/detecting ionising radiatic	1 096	2 144	118 419	347 256
9030200000	Cathode-ray oscilloscopes &cathode-ray oscillographs	9 492	21 881	241 688	433 533
9030310000	Multimeters without a recording device	307 927	343 591	308 081	557 712
9030320000	Multimeters with a recording device	6 542	13 612	103 655	204 995
9030331000	Instruments and apparatus for measuring/check voltage without a	10 751	25 929	394 617	1 047 557
9030332000	Impedance-measuring instruments andapparatus designed to prov	8 749	13 206	326 387	457 387
9030333000	Ammeters and voltmeters for motorvehicles	309	2 651	6 083	28 465
9030339000	Oth instr&app for measu/check.voltagecurr.resist./power,w/o rec	28 759	78 579	416 667	1 235 664
9030390000	Other heading 90.30with a recording device	17 759	40 433	454 845	1 259 070
9030400000	Other instruments and apparatus,designed for telecommunication	339	1 752	29 885	301 320
9030821000	Wafer probers	469	2 004	13 859	42 506
9030829000	Oth instrum.&app.for measuring/checking semiconductor wafers/	8 033	13 711	562 454	821 531
9030841000	Instruments & app., with a recordingfor measure, check electrical	1 298	2 220	43 258	162 130
9030849000	Oth instru. and app., with a recordingfor measure, check electrical	2 268	12 425	154 082	371 814
9030891000	Instru.&app.s,w/o recording device forgoods other than subheadir	1 768	3 607	108 000	204 859
9030899000	Other instruments & apparatus,without recording device	5 320	26 001	331 248	1 082 846
9030901000	Parts&accessories including PCA ofgoods of subhead 9030.40&90:	2 437	7 616	206 244	1 093 330
9030902000	Parts&acc. of instrum.&app for measure/check elect quantities	1 219	1 701	99 386	193 247
9030903000	Parts&acc.of optical instrum.&appl.for measuring/checking PCB/PV	41	163	3 029	17 940
9030909000	Other parts&accessories of goods ofhead 90.30	27 618	56 248	1 116 716	2 762 336
9031101000	Machines for balancing mechanicalparts, electrically operated	54 933	124 524	2 383 119	5 332 218
9031102000	Machines for balancing mechanicalparts, not electrically operated	1 223	2 456	27 285	96 105
9031201000	Test benches, electrically operated	2 944	45 821	194 738	1 704 899
9031202000	Test benches,not electrically operated	839	20 915	16 089	454 875
9031410000	Oth optical instrum.&appl.for inspec.s.cond.wafers/devices/p.mas	179	2 864	11 736	303 036
9031491000	Opticinstrum&appl.for measur surfaceparticulate contamn. on s.i	1 521	8 512	5 197	204 219
9031492000	Optical error verification&repair app.for PCB/PWBs and PCAs	0	1	0	1 579
9031493000	Optical instrum.&appl. for measuring/checking PCB/PWBs&PCAs	2	568	1 066	285 142
9031499000	Other optical instruments andappliances for other purposes	22 878	49 526	2 043 351	3 768 915
9031801100	Cable test equipment, electricallyoperated	26 536	71 514	2 279 265	3 655 948
9031801900	Cable test equipment, not electricallyoperated	2 088	6 915	209 851	421 769
9031809200	Other instruments, appliances&machinesof head 90.31, electricall	95 030	422 474	6 418 313	18 067 310
9031809900	Other instruments, appl.&machines ofhead 90.31, not electrically	16 108	91 846	597 514	2 204 957
9031901100	Parts&acc.incl.PCA of optical instrum.&appl.for inspecting s.cond.	10 407	16 312	442 897	1 884 637
9031901200	Parts&acc.of optical error verific.&repair app.for PCB/PWBs&PCAs	238	740	414	68 496
9031901300	Parts&acc.of optic. microscopes fittedw/equip.for hand&trans.of s	3 074	3 074	83 144	83 144
9031901900	Parts&accessories for otherelectrically operated equipment	17 958	51 862	682 260	1 712 788
9031902000	Parts&accessories for non-electricallyoperated equipment	55 636	140 702	555 141	1 907 756
9032101000	Thermostats, electrically operated	73 506	254 926	1 002 461	2 770 848
9032102000	Thermostats, not electrically operated	6 453	32 988	97 523	245 732
9032201000	Manostats, electrically operated	409	38 262	21 450	150 426
9032202000	Manostats, not electrically operated	37 303	39 993	289 054	315 239
9032810000	Hydraulic/pneumatic regulating/ctrlinginstruments and apparatus	32 798	44 140	327 650	648 394
9032891000	Instru.&app.fitt.with anautomatic dataprocess.mach. for controll t	22 737	29 498	126 768	276 828
9032892000	Automatic instrum.&app.for controllingchem./electro-chem.soluti	4 985	5 746	12 240	50 336
9032893100	Automatic regulating voltage units(stabilizers)	39 672	530 996	100 217	1 544 815
9032893900	Oth automatic regulating/controllinginstrum.&app., electrically op	31 259	292 839	2 302 969	7 593 092
9032899000	Oth automatic regulating/controllinginstrum.&app.not electrically	146 380	467 432	5 886 647	13 846 373
9032901000	Parts and accessories of goods ofsubheading 9032.89.10	9	501	1 803	60 891
9032902000	Parts and accessories of goods ofsubheading 9032.89.20	50	85	1 514	7 963
9032903000	Parts and accessories of other goods,electrically operated	26 008	75 178	515 922	1 310 235
9032909000	Parts and accessories of other goods,not electrically operated	50 680	140 509	1 200 997	4 624 816
9033001000	Parts&acc. for machines,appl.,instrum.of chapter 90 for electricly op	22 556	144 933	820 892	2 273 905
9033002000	Parts&acc. for mach.appl.,instrum.ofchap. 90 for not electrically o	18 495	56 918	292 705	825 376
9101110000	Elecly wrist-watches,whether/not withastopwatch factly,w/mech	0	2 149	0	1 401
9101190000	Elecly wrist-watches,whether/not withastopwatch facility,with otl	0	22 318	0	98 377
9101210000	Other wrist-watches, whether/not withastop-watch factly,w autor	7	7	1 187	1 187
9101290000	Oth wrist-watches,whether/not withastop-watch factly,w non aut	5 002	9 510	22 945	30 840
9101910000	Other wrist-watches, electricallyoperated	0	1	0	113
9101990000	Other wrist-watches, not electricallyoperated	17 544	30 341	104 206	172 873
9102110000	Elecly wrist-watches oth head 91.01,wher/not w astop.w. fact,w	2 743	11 228	390 422	918 504
9102120000	Elecly wrist-watches oth head 91.01,w/nw a s.watch factly,w op-e	4	106	155	7 754
9102190000	Elec.ly wrist-watches othh91.0,whether/not w/astopwatch fact,w	81 600	359 292	311 725	1 072 982
9102210000	Oth wrist-watches oth h91.01, whether/nt with a s.watch factly,w	972	988	64 729	68 037
9102290000	Oth wrist-watches oth h91.01, whether/nt w/a s.watch factly,w/n.	96 041	202 239	1 042 711	1 887 667
9102911000	Stop-watches, electrically operated	581	8 586	29 128	198 742
9102919000	Other wrist-watches oth head 91.01,electrically operated	1 314	10 615	30 559	136 558
9102990000	Other wrist-watches oth head 91.02,electrically operated	33 643	176 519	124 311	427 961

I.3. IMPOR MENURUT KOMODITI / IMPORT BY HS COMMODITY
***** MARET/MARCH 2011 *****

H S	Uraian Komoditi Commodity Description	Berat Bersih / Net Weight (Kg)		Nilai / Value C.I.F (US\$)	
		Bulan ini	Kumulatif	Bulan ini	Kumulatif
		Current Month	Cum.Jan. to date	Current Month	Cum.Jan. to date
9103100000	Clocks with watch movements, excluding clocks of h91.04., electrical	5	371	68	395
9103900000	Clocks with watch movements, excluding clocks of h91.04., not elec	9	1 463	360	7 920
9104001000	Instrument panel clocks & clocks of a similar type, for vehicles	4 707	13 282	456 558	1 239 810
9104002000	Instrument panel clocks & clocks of a similar type, for aircraft	5	5	12 584	12 584
9104009000	Instrument panel clocks & clocks of a similar type, for spacecraft	0	15	0	283
9105110000	Alarm clocks, electrically operated	2 327	20 121	4 732	146 601
9105190000	Alarm clocks, not electrically operated	10 474	46 296	20 532	117 000
9105210000	Wall clocks, electrically operated	30 843	81 401	168 490	421 839
9105290000	Wall clocks, not electrically operated	1 772	37 048	3 563	81 876
9105910010	Marine and similar chronometers (oth. than clocks of heading 91.0	114	124	2 173	10 878
9105910020	Public clocks for building; clocks for centralised electric clock system	6	6	1 130	1 130
9105910090	Oth. Clocks, electrically operated	16	188	2 798	3 294
9105990020	Oth. public clocks for building; clock for centralised electric clock system	38	38	3 067	3 067
9105990090	Oth. Clocks, not electrically operated	286	3 499	5 681	22 244
9106100000	Time registers; time-recorders	3 565	15 574	19 425	84 480
9106900000	Oth time record. & intervals of time appw/clock/watch move./with	33 414	88 893	645 865	1 097 349
9107000000	Time switches with clock/watch movement/with synchronous motor	16 701	37 352	276 314	694 225
9108190000	Other watch movements, complete & assembled, electrically operated	1	1 834	9	8 311
9108200000	Watch move., comp. & assem. with mech.-with automatic winding	2	2	206	206
9109110000	Clock movements of alarm clocks, compl. and assembled, electrical	0	2 701	0	8 252
9109190000	Clock movements of oth clocks, compl. & assembled, electrically operated	0	6 224	0	38 180
9109900000	Clock movements, complete and assembled, not electrically operated	0	6 801	0	19 150
9110110000	Complete movements, unassembled./partly assembled (movement sets) of	1 676	8 671	23 508	62 542
9110900000	Oth. compl./incomplete movements, unassembled or assembled (movement	8 732	12 930	22 206	43 438
9111200000	Watch cases of base metal, whether or not gold/silver-plated	2	2	20	20
9111800000	Other watch cases	5 548	13 692	14 880	37 240
9111900000	Parts of watch cases	2 003	2 036	5 899	6 760
9112200000	Clock cases and cases of a similar type for other goods of this chapter	0	10 219	0	34 990
9112900000	Part of clock cases & cases of a similar type for other goods of this chapter	104	273	2 595	5 478
9113100000	Watch straps, watch bands & watch bracelets of precious metal/of metal c	135	135	500	500
9113200000	Watch straps, watch bands & bracelets, of base metal, whether or not gold	1 670	4 042	21 948	50 156
9113900000	Other watch straps, watch bands & watch bracelets	11 084	65 908	81 083	370 177
9114100000	Springs, including hair-springs of clock/watch	15	22	197	294
9114200000	Jewels of clock/watch	0	183	0	7 045
9114300000	Dials of clock/watch	1 026	8 096	2 360	22 207
9114400000	Plates and bridges of clock/watch	0	270	0	749
9114900000	Other parts of clock/watch	23 846	104 579	67 950	382 690
9201100000	Upright pianos	23 863	296 632	63 186	343 659
9201200000	Grand pianos	5 163	9 995	80 682	93 207
9201900000	Oth pianos, including automatic pianos; harpsichords & oth keyboard instruments	102 021	177 800	296 789	489 398
9202100000	String musical instruments played w/a bow	2 691	11 182	12 479	43 648
9202900000	Other string musical instruments played	9 582	60 169	143 210	472 541
9205100000	Brass-wind instruments	5 341	5 699	10 288	14 166
9205901000	Keyboard pipe organ; harmonium & similar keyboard instrument with	2 912	32 679	3 485	91 243
9205909000	Oth. keyboard pipe organs, harmoniums with free metal reeds	63 462	137 110	171 557	354 051
9206000000	Percussion musical instruments (for ex. drums, xylophones, cymbals, etc)	41 361	136 836	216 198	617 058
9207100000	Keyboard instruments, other than accordions	22 894	63 864	198 745	755 616
9207900000	Oth musical instruments, the sound is produced/must be amplified, electric	8 733	44 360	32 899	264 821
9208100000	Musical boxes	1 851	21 269	18 413	100 741
9208901000	Decoy calls, call horns & other mouth-blown sound signalling instruments	443	4 189	1 251	11 654
9208909000	Oth musical instruments not falling within any oth heading of this chapter	561	6 767	2 328	32 984
9209300000	Musical instrument strings	6 603	34 496	150 191	710 414
9209911000	Strung backs, keyboards and metal frames for upright pianos	255 037	645 983	2 476 654	5 134 147
9209919000	Other parts and accessories for pianos	681 491	1 526 909	5 074 327	13 027 669
9209920000	Parts & accessories for the musical instruments of heading 92.02	186 748	377 743	1 983 390	4 918 593
9209940000	Parts & accessories for the musical instruments of heading 92.07	123 273	402 742	2 729 014	7 019 851
9209990000	Parts & accessories for other musical instruments	65 163	210 303	2 769 172	9 026 149
9301110000	Artillery weapons (for example, guns, howitzers & mortars), self-propelled	0	59	0	625
9301190000	Artillery weapons (for ex. guns, howitzers & mortars), not self-propelled	0	84 197	0	20 963 767
9301200000	Rocket launchers; flame-throwers; grenade launchers; torpedo tubes & sim	0	46	0	22 660
9301900000	Oth military weapons, other than revolvers, pistols & the arms of heading 93.03/93.04.	8 985	9 005	1 222 450	1 226 158
9302000000	Revolvers and pistols, other than those of heading 93.03/93.04.	54	258	1 713	18 551
9303309000	Oth sporting/target-shooting rifles	1 940	2 086	29 372	37 756
9303900000	Oth firearms & sim. device which operate by the firing of an explosive	0	30 686	0	148 562
9304001000	Air guns, not exceeding 7 kg	1	2	1 545	1 581
9304009000	Oth arms (for example, spring, air/gas guns & pistols), excl. those of heading	108	318	5 742	10 231
9305219000	Shotgun barrels of other shotguns	440	453	10 948	11 785
9305991000	Parts and accessories of goods of subheading 9304.00.90	2	2	5 192	5 192
9305999000	Parts and accessories of other arms	1 548	2 331	11 923	32 908
9306210000	Cartridges for shortgun and air gun	26 359	31 975	783 499	786 379
9306290000	Parts of cartridges, gun pellets	0	48 188	0	990 232

I.3. IMPOR MENURUT KOMODITI / IMPORT BY HS COMMODITY
***** MARET/MARCH 2011 *****

HS	Uraian Komoditi Commodity Description	Berat Bersih / Net Weight (Kg)		Nilai / Value C.I.F (US\$)	
		Bulan ini	Kumulatif	Bulan ini	Kumulatif
		Current Month	Cum.Jan. to date	Current Month	Cum.Jan. to date
9306302000	Cartridges for riveting/similar tools for captive-bolt humane kill	0	703	0	20 682
9306900000	Other cartridges, missiles and similar munitions of war & parts ther	42 497	46 737	992 814	6 058 339
9307000000	Swords, cutlasses, bayonets, lances & similar arms & parts thereof & sc	0	53	0	3 352
9401100000	Seats of a kind used for aircraft, convertible into beds	18 188	18 654	47 244	66 692
9401200000	Seats of a kind used for motor vehicles, convertible into beds	103 214	325 154	648 996	2 042 126
9401300000	Swivel seats with variable height adjustment	153 821	844 579	516 576	2 703 575
9401400000	Seats other than garden seats/camping	11 864	35 553	43 016	122 388
9401510010	Seats of rattan	152	152	380	380
9401510090	Other seats of rattan	0	2 829	0	9 819
9401590000	Other seats of bamboo/rattan	898	1 161	6 704	9 459
9401610000	Upholstered	158 556	606 020	549 497	1 825 518
9401690000	Other upholstered	108 150	330 785	198 782	711 767
9401710000	Other seats, with metal frames, upholstered	271 269	1 028 114	954 790	3 395 388
9401790000	Other seats, with metal frames, not upholstered	324 526	1 153 398	663 090	2 456 894
9401801000	Baby walkers	25 021	54 378	61 419	153 448
9401809000	Other seats	217 892	577 124	510 900	1 430 949
9401901010	Parts of aircraft seats of plastics	1 859	3 419	7 053	82 983
9401901090	Oth parts of aircraft seats of plastics	10 421	11 090	46 248	54 667
9401902000	Parts of baby walkers	0	1 641	0	1 952
9401909100	Parts of seats of goods of subheading 9401.20.00/9401.30.00	578 253	1 485 524	5 231 590	12 832 398
9401909910	Oth. of goods of subheading of plastic 9401.20/9401.30	132 752	386 671	219 359	844 995
9401909990	Oth. of goods of subheading 9401.20/9401.30	569 851	1 683 222	2 662 095	7 718 408
9402101000	Dentists' chairs	33 153	78 772	213 149	645 823
9402103000	Barbers' and hairdressers' chairs and parts	17 529	59 166	78 863	211 681
9402109000	Other dentists, hairdressers & barbers chairs and part thereof	10 575	52 605	141 868	353 302
9402901000	Furntr. designed for medical, surgical/veterinary surg. purp. & parts t	5 632	50 593	186 697	769 027
9402909000	Oth. furntr. design for medical, surgical/veterinary surg. purp. & part:	108 516	240 623	1 414 895	3 415 866
9403100000	Oth furniture of a kind used in office	319 311	712 585	978 382	1 800 442
9403200000	Other metal furniture	744 040	2 864 469	1 468 935	5 525 033
9403300000	Wooden furniture of a kind used in offices	237 850	1 250 649	243 875	1 382 911
9403400000	Wooden furniture of a kind used in the kitchen	50 309	206 462	145 815	404 319
9403500000	Wooden furniture of a kind used in the bedroom	584 832	2 522 244	1 041 159	4 131 808
9403600000	Other wooden furniture	841 421	3 049 762	1 186 893	3 949 188
9403700000	Furniture of plastics	71 446	200 799	250 988	625 576
9403810010	Bedroom, dining room/living room sets of rattan	226	250	452	1 080
9403810020	Bedroom, dining room/living room sets of other materials	13 303	29 775	29 878	47 305
9403810030	Furnt. of plas. of kind used in parks/gardens/vestibules	3 408	3 408	5 157	5 157
9403810040	Fume cupboards for use in medical laboratories	0	1 153	0	26 350
9403810090	Other furniture of bamboo or rattan	2 257	26 486	2 883	38 683
9403890010	Bedroom, dining room/living room sets of other materials	75 294	316 660	116 348	410 543
9403890020	Oth furniture of a kind used in parks, garden/vestibules	3 385	22 314	2 818	26 168
9403890030	Fume cupboards for use in medical lab. of cane, osier, bamboo/simi	0	2 075	0	19 228
9403890090	Other furniture	180 777	461 332	1 188 939	3 659 111
9403900000	Parts of other furniture	204 019	815 266	509 916	2 044 285
9404100000	Mattress supports	42 629	78 844	83 605	160 414
9404210000	Mattresses of cell. rubber/plastics, whether/not covered	30 216	100 485	66 252	251 660
9404291000	Mattress springs of other materials	70 058	118 854	252 998	439 083
9404299000	Other mattress of other materials	143 528	340 084	109 262	379 037
9404300000	Sleeping bags	303	930	209	4 227
9404901000	Quilts, bedspreads and mattress protectors	1 150	58 760	10 195	205 303
9404909000	Other articles of bedding and similar furnishing	39 489	126 569	149 176	620 103
9405102000	Surgical lamps of ceiling/wall lighting fittings	0	33	0	536
9405103000	Spotlights of ceiling/wall lighting fittings	94 754	542 476	473 237	2 290 651
9405109000	Oth chandeliers & oth elec ceiling/wall light. fittng, exc. of a public spa	150 984	450 595	867 630	2 425 313
9405201000	Surgical lamps of electric table, desk, bedside/floor-standing lamps	1 653	3 710	95 581	214 524
9405209010	Elect. table of spotlights	14 477	97 045	37 056	226 506
9405209090	Oth. elect. table, desk	34 328	345 059	207 431	1 394 777
9405300000	Lighting sets of a kind used for Christmas trees	660	6 076	1 016	16 777
9405401000	Surgical lamps, incl. operat lights; pilot lamp assem for elec.-therm	907	1 266	49 581	51 630
9405402000	Searchlights	999	1 937	7 398	25 025
9405404000	Oth. electr. lamps of spotlights	38 807	127 266	251 358	676 355
9405405000	Street lamps/lanterns	71 483	123 211	485 125	1 099 958
9405406000	Other exterior lighting, other than street lamps/lanterns	10 765	82 161	84 838	645 835
9405407000	Non-flashing aerodrome beacons; lamps for railway loc. aircraft, ship	3 685	14 671	13 993	161 755
9405408000	Pilot lamp assemblies for electrodomestic appliances of heading 8	0	7 380	0	48 286
9405409010	Fibreoptic operation headlights	359	665	16 013	35 345
9405409090	Oth electric lamps, including oth elec lamps & lighting fittings of woc	102 713	273 595	650 427	2 061 015
9405501100	Non elect. lamps & lighting fittings - of brass, for religious rites	1 441	1 980	3 243	5 814
9405501900	Oth. non elect. lamps & lighting fittings	17 684	51 921	34 914	80 057
9405504010	Hurricane lamps of base metal	4 168	4 234	7 436	10 272
9405504090	Other hurricane lamps	31 678	104 041	38 056	144 563

I.3. IMPOR MENURUT KOMODITI / IMPORT BY HS COMMODITY
***** MARET/MARCH 2011 *****

H S	Uraian Komoditi Commodity Description	Berat Bersih / Net Weight (Kg)		Nilai / Value C.I.F (US\$)	
		Bulan ini	Kumulatif	Bulan ini	Kumulatif
		Current Month	Cum.Jan. to date	Current Month	Cum.Jan. to date
9405509011	Oil lamps of brass, used for relig.rites	0	408	0	591
9405509012	Oil lamps of other base metal,or of wood	0	4 350	0	22 680
9405509013	Oil lamps of plast, stone, ceramic,-glass	0	228	0	808
9405509019	Other oil lamp of plastic	9	9	177	177
9405509090	Other miners lamps & quarrymenlamps	10 605	12 027	13 288	17 990
9405601000	Property protection warning signs,street name plates,road&traffic	8 162	24 362	101 285	230 465
9405609090	Other property protection warningsigns	93 836	141 539	346 413	678 912
9405912000	Parts of glass for spotlights	682	4 357	3 170	11 350
9405914000	Glass globes and chimneys for otherlamps	20	176	132	4 063
9405919000	Parts of glass of other lamps	18 304	39 471	62 503	148 320
9405922000	Parts of plastics for spotlights	562	597	1 007	1 839
9405929000	Parts of plastics for other lamps	169 794	625 007	508 235	1 755 944
9405991000	Lampshades of textile materials	0	36 049	0	82 679
9405999010	Frames for miners/quarrymenlamps	0	1 700	0	32 804
9405999090	Other, for the miners lamps, surgical	106 393	575 796	383 539	1 459 168
9406001000	Greenhouses fitted with mechanical/thermal equipment	15 735	21 177	37 040	53 317
9406009200	Other prefabricated buildings of wood	0	1 240	0	11 005
9406009400	Other prefabricated buildingsof iron/steel	641 245	1 727 865	2 534 900	5 770 216
9406009900	Other prefabricated buildings of othermaterials	912 560	1 645 700	1 882 259	3 735 092
9503001000	Tricycles, scooters, pedal cars andsimilar wheeled toys; dolls carri	81 749	464 486	235 343	1 076 465
9503002100	Dolls, whether/not dressed	35 086	154 981	272 383	645 542
9503002200	Garments and garments accessories;footwear and headgear	4 672	15 142	50 501	277 264
9503002900	Other garments and garm. accessories;footwear and headgear	36 117	85 987	464 938	1 378 606
9503003000	Electric trains, includ tracks, signalsand other accessories therefor	96 894	268 468	243 907	896 704
9503004100	Model aircraft assembly kits	286	1 940	4 416	22 719
9503004900	Other model aircraft assembly kits	110 522	418 123	989 443	2 705 067
9503005000	Other construction sets&constructionaltoys, of materials other th	972	4 221	3 865	10 996
9503006000	Stuffed toys representing animals/non-human creatures, puzzles	46 108	116 537	274 900	714 370
9503007100	Toys of jigsaw/picture puzzles	7 316	33 861	26 150	75 232
9503007900	Other toys of jigsaw/picture puzzles	24 231	226 526	57 830	473 302
9503009100	Numerical, alphabetical/animalblock/cut-outs; word builder sets;	2 418	17 283	11 965	75 091
9503009200	Skipping ropes	0	1 253	0	7 062
9503009300	Marbles	828 263	2 156 472	193 125	489 322
9503009900	Other of goods of sub heading95.03.00.9	1 666 550	6 816 336	4 599 365	16 713 871
9504100000	Video games of a kind used with television receiver	94 339	374 948	410 045	1 703 270
9504202000	Tables for billiards of all kinds	0	18 740	0	33 113
9504209000	Other articles and accessories forbilliards	2 388	11 123	4 848	25 934
9504300000	Oth games, operated by coins, banknotesbank cards, tokens/by ot	134 877	440 264	594 160	1 784 648
9504400000	Playing cards	247 217	721 480	196 495	617 291
9504901000	Bowling requisites of all kind	377	5 165	621	23 617
9504902000	Darts and parts and accesories of darts	431	9 134	1 211	13 764
9504903900	Other tables designed for use withcasino games	0	147	0	949
9504909100	Tables designed for games	135	1 039	351	2 751
9504909900	Other tables designed for games	11 205	38 671	51 858	203 370
9505100000	Articles for christmas festivities	13 725	15 779	72 231	77 214
9505900000	Festive,carnival/oth entertrn.articlesincl conjuring tricks & novelty j	16 315	53 890	132 111	296 788
9506120000	Ski-fastenings (ski-bindings)	0	1	0	6
9506190000	Other snow-ski equipment	10 499	29 247	54 722	142 638
9506210000	Sailboards	1 037	1 037	13 845	13 845
9506290000	Other water-skis, surf-boards,sailboards& oth water-sport equipm	12 989	36 249	64 832	145 653
9506310000	Clubs for golf, complete	5 922	13 502	32 447	60 972
9506320000	Balls for golf	7 228	16 594	24 258	51 206
9506390000	Other golf equipment	5 344	16 965	18 483	67 540
9506401000	Tables tennis	2 475	123 862	11 577	176 521
9506409000	Oth articles & equip for table-tennis	2 786	78 554	3 816	287 550
9506510000	Art. & equip. for lawn tennis racketswhether/not strung	3 100	12 301	30 087	284 166
9506590000	Oth. art.&equip. for lawn tennis rackets	77 068	146 847	254 022	571 463
9506610000	Lawn-tennis balls	4 899	9 569	18 961	32 690
9506620000	Inflatable balls	37 217	78 956	195 214	373 162
9506690000	Other balls, other than golf balls &table-tennis balls	5 246	14 427	28 398	54 712
9506700000	Ice skates and roller skates, incl.skating boots with skates attachec	11 763	35 196	91 688	193 823
9506910000	Artic.&equip. for general physicsexercise, gymnastics/athletics	456 496	1 416 260	1 694 636	4 874 120
9506993000	Nets, cricket pads, shinguards andsimilar articles	1 324	11 360	21 604	115 654
9506995010	Shuttlecocks	161	15 174	3 048	90 575
9506995090	Other articles and equipment for sportbut badminton	27 478	77 420	67 660	238 580
9506999000	Oth articles&equipment for oth sports;swimming pools&paddling	10 492	46 909	147 338	272 032
9507100000	Fishing rods	65 767	216 770	227 330	631 578
9507200000	Fish-hooks, whether/not snelled	30 153	111 245	117 619	360 074
9507300000	Fishing reels	20 677	116 726	153 966	495 525
9507900000	Other fishing rods, hooks,/reels	59 120	99 122	203 765	334 454
9508900000	Roundabouts,swings,shooting galleries&oth fairgrnd amus.; trave.	448 606	698 058	3 452 613	4 870 503

I.3. IMPOR MENURUT KOMODITI / IMPORT BY HS COMMODITY
***** MARET/MARCH 2011 *****

HS	Uraian Komoditi Commodity Description	Berat Bersih / Net Weight (Kg)		Nilai / Value C.I.F (US\$)	
		Bulan ini	Kumulatif	Bulan ini	Kumulatif
		Current Month	Cum.Jan. to date	Current Month	Cum.Jan. to date
9601901000	Worked mother-of pearl/tortoise-shell & articles of the foregoing	330	471	5 185	82 718
9602001000	Gelatin capsules for pharmaceutical products	11 594	20 562	268 718	468 099
9602002000	Cigar/cigarette cases, tobacco jars and household ornamental articles	0	1 779	0	6 622
9602009000	Other worked vegetable material bound together	778	4 982	11 945	72 255
9603101000	Brushes consisting of twigs/other vegetable material bound together	42 710	243 265	138 437	517 179
9603102000	Brooms consisting of twigs/other vegetable material bound together	68 572	192 654	91 409	285 988
9603210000	Tooth brushes, including dental-plate brushes	166 467	442 973	1 217 721	3 155 926
9603290000	Shaving brushes, hair brush, nail brush, eyelash or toilet brush for use	15 216	84 821	61 921	355 489
9603300000	Artists' brushes, writing brush & similar brushes for the application of cosmetics	17 617	66 243	213 131	528 163
9603400000	Paint, distemper, varnish/similar brushes; paint pads and rollers	210 195	1 015 492	363 509	1 549 719
9603500000	Other brushes constituting parts of machines, appliances/vehicles	58 502	192 972	369 605	916 653
9603901000	Prepared knots and tufts for broom/brush making	9 266	18 287	10 727	39 304
9603902000	Hand-operated mechanical floor sweepers, not motorised	12 103	79 207	46 734	234 731
9603904000	Other brushes	92 987	547 237	224 394	905 915
9603909200	Parts for goods of subheading 9603.90.20	3 574	12 872	5 889	30 405
9603909900	Parts for goods of other than subheading 9603.90.10	175 676	522 641	480 355	1 626 584
9604001000	Hand sieves and hand riddles of metal	878	1 439	1 875	5 608
9604009000	Hand sieves and hand riddles of other material	86	10 218	1 591	49 042
9605001000	Travel sets for personal toilet	2 094	5 153	5 153	317 446
9605009000	Travel sets for sewing/shoe/clothes cleaning	265	5 276	519	25 124
9606100000	Press-fasteners, snap-fasteners and press-studs and parts thereof	47 383	143 123	1 024 497	2 524 979
9606210000	Buttons of plastics, not covered with textile	229 590	538 092	3 328 741	8 261 115
9606220000	Buttons of base metal, not covered with textile	100 517	310 904	1 871 587	4 971 374
9606290000	Buttons of other material	98 503	326 075	1 184 185	3 028 244
9606300000	Button moulds & other parts of buttons; button blanks	11 164	41 153	239 513	535 922
9607110000	Slide fasteners fitted with chains/coops of base metal	137 359	271 720	2 206 608	4 116 929
9607190000	Other slide fasteners	267 345	778 045	4 853 198	10 310 645
9607200000	Parts of slide fasteners	317 714	1 341 379	2 338 842	6 735 744
9608101000	Ball point pens of plastics	33 933	137 783	185 998	501 284
9608109000	Other ball point pens of plastics	56 534	262 683	105 430	950 201
9608200000	Felt tipped & other porous-tipped pens & markers	82 645	273 771	400 143	1 023 951
9608310000	Indian ink drawing pens	38	1 145	35	3 332
9608391000	Fountain pens	35 050	134 313	60 594	221 089
9608399000	Other Indian ink drawing pens	10 981	94 011	49 876	211 611
9608400000	Propelling/sliding pencils	1 618	32 888	27 699	144 958
9608500000	Sets of articles from two/more of the foregoing subheadings	65 277	237 190	248 886	972 888
9608601000	Refills for ball point pens of plastics comprising the ball point & ink	1 214	6 089	32 120	71 780
9608609000	Other refills for ball point pens of plastic comprising the ball point & ink	1 183	35 278	40 000	511 614
9608919000	Pen nibs and nib points of other material	10 267	34 648	301 040	1 464 181
9608991000	Duplicating stylos	7	2 276	27	1 162
9608999000	Penholders, pencil-holders & similar holder parts of the foregoing articles	74 205	179 323	1 076 259	2 343 457
9609101000	Black pencils	287 877	538 849	942 690	1 528 723
9609109000	Crayons & other pencils with lead encased in a rigid sheath	55 444	225 369	159 858	399 205
9609200000	Pencil leads, black/colored	82 824	301 863	298 869	1 423 338
9609901000	Slate pencils for school slates	24	778	264	2 779
9609903000	Pencils & crayons other than those of subheading 9609.10.00	9 515	35 568	12 814	55 250
9609909000	Pastels, drawing charcoals, tailors' chalks	88 002	294 872	220 631	670 164
9610001000	School slates	2 311	38 057	2 341	71 940
9610009000	Other slates & boards, with writing/drawing surfaces, whether or not framed	37 022	64 346	153 909	263 072
9611000000	Date, seal/numbering stamps & the like hands operated	31 108	99 825	137 730	404 909
9612101000	Ribbons of textile fabric	22 879	44 684	228 443	450 758
9612109000	Ribbons of other materials	145 256	308 029	1 313 576	2 866 114
9612200000	Ink-pads	1 702	4 040	5 925	22 955
9613101000	Pocket lighters, gas fuelled, non-refillable of plastics	1 219	483 268	13 783	1 412 495
9613109000	Other pocket lighters, gas fuelled, non-refillable	0	364 564	0	371 205
9613201000	Pocket lighters, gas fuelled, refillable of plastics	0	80 355	0	98 939
9613209000	Other pocket lighters, gas fuelled, refillable	0	126 706	0	391 979
9613801000	Piezo-electric lighters for stoves & ranges	23 799	44 944	58 690	113 294
9613803000	Cigarette lighters/table lighters, other than of plastics	0	12 739	0	6 008
9613809000	Other lighters	8 741	27 734	153 000	453 430
9613901000	Parts of refilled cartridge/other receptacles	206	491	21 646	26 295
9613909000	Other parts of lighters other than flints and wicks	38 342	156 754	481 584	1 624 186
9614009000	Other smoking pipes, cigar/cigarette holders and parts thereof	668	2 085	1 407	16 505
9615111000	Hair slides and the like of hard rubbers/plastics	354 539	841 087	743 989	1 733 529
9615119000	Combs of hard rubbers/plastics	98 281	341 748	255 154	849 694
9615191000	Hair slides and the like of material other than hard rubbers/plastics	20 499	61 333	100 734	266 615
9615199000	Combs of material other than hard rubbers/plastics	72 356	217 315	193 016	505 906
9615901100	Decorative hair pins of aluminium	37	349	419	3 381
9615901200	Decorative hair pins of iron/steel	352	1 396	4 856	20 196
9615901900	Other decorative hair pins	7 243	28 159	20 188	113 610
9615902000	Parts of decorative hair pins	260	2 461	724	5 237

I.3. IMPOR MENURUT KOMODITI / IMPORT BY HS COMMODITY
***** MARET/MARCH 2011 *****

HS	Uraian Komoditi Commodity Description	Berat Bersih / Net Weight (Kg)		Nilai / Value C.I.F (US\$)	
		Bulan ini	Kumulatif	Bulan ini	Kumulatif
		Current Month	Cum.Jan. to date	Current Month	Cum.Jan. to date
9615909100	Parts decorative hair pins of aluminium	3 999	26 778	23 610	76 680
9615909900	Oth. parts of decorative hair pins	4 465	8 343	19 163	39 108
9616101000	Sprays of scent and similar toiletsprays	80 459	254 503	699 542	2 157 294
9616102000	Mounts and heads of the sprays	82 713	288 892	487 212	1 318 213
9616200000	Powder-puffs&pads for the applicationof cosmetics/toilet prepara	12 619	63 996	174 198	822 881
9617001000	Vacuum flasks and other vacuumvessels	91 583	375 573	177 979	883 319
9617002000	Parts of vacuum flasks & oth vacuumvessels other than glass inner	364	514	4 268	5 169
9618000000	Tailor&dummies & oth lay figs;auto-&oth displ.used for shop winc	20 140	66 233	332 403	585 939
9701100000	Paintings, drawings and pastels	15 826	36 997	158 398	295 789
9701901000	Colleges & similar decorative plaquesof cut flower bud,foli/oth pai	536	1 274	6 125	7 056
9701909000	Colleges & similar decorative plaquesother than of natural cork	4 717	16 233	11 983	72 065
9702000000	Original engravings, prints andlithographs	0	702	0	946
9703000000	Original sculptures and statuary, inany material	75 092	107 070	18 990	62 012
9706000000	Antiques of an age exceeding onehundred years	160	3 889	598	28 242
9801101000	Sedan of head 8703 with cylinder cap <1500 cc, incompletely knoc	64 746	123 595	133 702	486 211
9801102000	Oth vhcl of head 8703 with (4x2) systemincompletely knocked dov	2 558 252	9 095 081	29 515 739	104 226 003
9801201000	Vhcls of head 8704 with gross weight<=5 ton, incompletely knocke	590 879	1 855 959	8 138 456	25 666 616
9801202000	Vhcls of head 8704 with 5 ton < grossweight <= 24 ton, incmpltly k	5 586 897	13 423 954	65 557 855	153 624 882
9801203000	Vhcls of head 8704 with gross weight>24 ton,incmpltly knocked dc	3 167 874	7 391 781	36 957 130	86 312 569
9801301000	Vhcls of head 8702 with gross weight<=5 ton, incompletely knocke	0	124 825	0	321 304
9801302000	Vhcls of head 8702 with 5 tons < grosweight <= 24 ton, incmpltly k	608 626	2 136 453	6 301 288	21 127 296
9801303000	Vhcls of head 8702 with gross weight> 24 tons, incompletely knocl	123 548	483 728	244 028	1 901 366
9802100000	Rotary internal/spark-ignition combustcomprsn-ignition pist engin	231 978	892 689	4 661 244	13 305 093
9802200000	Gear boxes, of incomplete knocked downvehicles	136 796	295 714	2 577 052	6 150 133
9802300000	Drive-axles, of incomplete knocked downvehicles	648 719	1 693 319	3 491 157	8 108 268
TOTAL IMPORT		10 336 712 208	29 525 310 053	14 486 238 209	38 794 794 919

I.4. IMPOR MENURUT NEGARA ASAL / IMPORT BY COUNTRY OF ORIGIN
***** MARET/MARCH 2011 *****

Country Code	Negara Asal Country of origin	Berat bersih / Net weight (Kg)		Nilai / Value C.I.F (U S \$)	
		Bulan ini Current month	Kumulatif Cum. Jan. to date	Bulan ini Current month	Kumulatif Cum. Jan. to date
111	JP Japan	391 908 867	1 028 780 973	1 639 814 695	4 427 627 800
112	HK Hong Kong	18 887 034	66 488 187	236 537 678	555 226 951
113	KP Korea, Democratic People's Republic	92 467	313 470	213 009	863 276
114	KR Korea, Republic Of	746 413 947	1 802 660 669	1 136 996 928	2 692 537 854
115	TW Taiwan	250 421 408	551 551 931	434 072 913	983 602 603
116	CN China	901 397 159	2 453 232 598	2 026 796 781	5 384 319 862
117	MN Mongolia	1	5	1 138	4 480
118	MO Macau	56 128	116 321	366 488	905 232
120	PG Papua New Guinea	688 811	7 066 744	1 693 898	6 845 184
121	TH Thailand	710 173 889	1 801 135 173	1 062 973 251	2 604 745 630
122	SG Singapore	1 517 437 957	4 691 391 158	2 087 902 729	5 929 552 062
123	PH Philippines	37 518 647	86 402 150	105 207 270	218 104 764
124	MY Malaysia	840 696 834	2 076 918 389	898 692 440	2 067 612 458
125	MM Myanmar (form. Burma)	11 322 059	16 775 024	9 790 711	14 283 282
126	KH Cambodia	57 050	210 476	555 403	1 471 326
127	BN Brunei Darussalam	83 372 121	329 298 911	68 507 378	257 938 202
128	LA Lao People's Democratic Republic	64 557	101 348	194 724	344 816
129	NP Nepal	1	1 065	10	46 443
131	VN Viet Nam	561 561 280	1 027 139 733	343 298 292	686 893 537
132	MV Maldives	308	308	2 653	2 653
133	IN India	582 422 898	1 274 762 735	442 802 110	1 070 993 257
134	PK Pakistan	7 579 893	23 798 510	11 903 291	38 338 245
135	BD Bangladesh	2 371 746	4 617 518	3 488 230	7 298 814
136	LK Sri Lanka	22 680 132	59 674 965	11 940 521	31 932 666
137	AF Afghanistan	3	3	2	2
138	ID Indonesia	4 855 792	11 764 287	12 271 915	35 166 112
141	IQ Iraq	0	1	0	35
142	IR Iran (Islamic Republic Of)	99 341 664	339 193 368	68 458 088	284 177 148
143	SA Saudi Arabia	522 080 211	1 360 995 978	450 394 107	1 121 438 010
144	IL Israel	79 008	175 386	678 662	1 708 979
145	KW Kuwait	104 295 741	378 293 369	93 784 547	304 608 747
146	JO Jordan	60 122 313	204 151 970	11 934 340	50 428 065
148	LB Lebanon	37 315	80 429	125 797	216 210
149	PN Palestina	1	1	4	4
151	YE Yemen	59 330	337 658	289 002	735 896
152	OM Oman	6 157 904	42 024 647	14 879 627	71 392 066
153	SY Syria Arab Republic	54 302	181 061	381 551	1 118 272
154	TR Turkey	46 854 075	283 918 744	23 012 580	171 364 122
155	AE United Arab Emirates	73 341 195	213 759 799	58 872 988	181 009 316
156	QA Qatar	78 313 722	141 510 320	72 283 890	135 554 779
157	BH Bahrain	4 714 240	14 202 776	3 585 946	15 668 197
158	CY Cyprus	1 164 011	2 452 804	272 244	829 372
159	OD Oth.west Asia	0	95	0	1 169
211	EG Egypt	77 307 976	358 754 537	9 876 075	44 950 630
213	MA Morocco	18 933 450	63 838 566	9 145 471	30 435 921
214	TN Tunisia	748 335	2 332 889	566 052	1 917 557
215	DZ Algeria	13 396	132 476 498	17 645	96 897 717
216	SD Sudan	2 061 109	84 788 453	908 013	59 657 895
219	NA Namibia	538 880	2 517 447	195 436	1 048 511
221	ET Ethiopia	361 190	2 253 510	644 165	2 261 440
222	TZ Tanzania, United Republic Of	271 310	664 757	312 031	1 126 803
223	MG Madagascar	292 545	1 643 100	2 090 888	4 396 615
225	KE Kenya	4 305 139	8 246 004	2 341 111	5 225 092
226	RE Reunion	35 210	102 539	16 373	55 722
227	MZ Mozambique	13 524 126	15 098 933	2 994 949	6 551 815
228	BW Botswana	20	29	428	653
229	GQ Equatorial Guinea	55	55	791	791
230	TG Togo	1 416 990	2 136 028	1 884 586	2 187 846
231	GH Ghana	3 427 278	4 939 191	3 028 802	4 532 376
232	LR Liberia	1 244 971	3 294 101	544 326	1 393 159
233	GN Guinea	748 810	2 237 742	314 500	938 545
234	AO Angola	1 251 660	1 960 496	495 617	767 140
235	CG Congo	658 096	865 936	283 717	418 546
236	CM Cameroon	1 107 631	1 956 639	3 462 321	5 320 959
237	NG Nigeria	974 778	207 369 480	4 461 620	158 951 418
238	SL Sierra Leone	901 163	4 496 732	397 349	1 986 405
239	GA Gabon	474 875	907 465	191 715	323 655
240	CI Cote D'Ivoire	3 529 951	6 547 425	7 575 407	12 011 815
241	SN Senegal	2 459 535	6 040 564	1 048 620	2 704 729
242	MR Mauritania	55 570	1 770 935	25 840	755 420
243	ML Mali	976 614	1 213 727	2 764 917	3 672 573
244	BJ Benin	4 773 630	7 873 320	13 498 105	16 882 240
245	BF Burkina Faso	1 799 728	2 017 954	5 261 352	5 873 372
247	GM Gambia	994 370	1 871 426	421 564	790 308
248	VI U.s. Virgin Islands	0	772	0	92 122
249	SC Seychelles	0	43 200	0	170 640

I.4. IMPOR MENURUT NEGARA ASAL / IMPORT BY COUNTRY OF ORIGIN
***** MARET/MARCH 2011 *****

Country Code	Negara Asal Country of origin	Berat bersih / Net weight (Kg)		Nilai / Value C.I.F (U S \$)	
		Bulan ini Current month	Kumulatif Cum. Jan. to date	Bulan ini Current month	Kumulatif Cum. Jan. to date
251	UG Uganda	405 996	1 027 813	1 451 370	3 841 992
252	CF Central African Republic	364 589	388 773	853 238	928 415
253	NE Niger	11 148	12 845	14 466	17 416
254	TD Chad	0	34 185	0	60 857
255	DJ Djibouti	140 370	174 970	65 272	81 361
256	SH Saint Helena	513	688	1 080	3 128
257	ST Sao Tome And Principe	0	2	0	59
260	SZ Swaziland	22 320	172 797	131 811	976 072
261	ZA South Africa	77 018 624	214 390 898	67 568 177	205 977 630
262	ZW Zimbabwe	138 630	870 649	735 283	2 724 587
263	ZM Zambia	49 630	64 719	76 272	206 632
264	MW Malawi	0	141 014	0	265 131
265	KM Comoros	0	2	0	83
267	MU Mauritius	844 750	2 083 833	400 472	1 015 787
268	RW Rwanda	5	5	53	53
298	VG Virgin Islands (british)	183 261	264 742	1 554 077	2 300 418
311	AU Australia	674 723 156	1 955 334 257	380 147 202	1 120 181 754
312	NZ New Zealand	45 253 748	124 060 194	62 387 227	165 398 582
318	FM Micronesia, Federated States Of	202	495	692	1 536
319	GU Guam	0	301	0	1 126
321	NR Nauru	0	16	0	69
322	NC New Caledonia	2 028	11 882	16 335	95 365
325	VC Saint Vincent And The Grenadines	44 320	144 423	15 423	464 326
328	IO British Indian Ocean Territory	1 510	3 417	43 958	72 561
331	AS American Samoa	350 890	998 881	1 356 612	3 062 130
332	CK Cook Islands	5	5	228	228
333	FJ Fiji	97 320	961 583	87 588	629 270
334	KI Kiribati	0	3	0	34
335	MH Marshall Islands	4	4	228	228
337	SB Solomon Islands	330 000	4 055 000	1 002 016	1 903 032
340	CX Christmas Islands	225	503	2 966	17 952
342	CC Cocos (keeling) Islands	0	126	0	1 749
343	TK Tokelau	136	222	514	1 544
391	TL East Timor	270	295	722	2 809
411	US United States	523 611 613	1 551 944 483	871 594 411	2 293 427 011
412	CA Canada	282 106 812	725 764 152	159 264 283	422 285 431
421	MX Mexico	2 903 327	10 144 065	26 248 305	72 687 033
422	GT Guatemala	1 125	50 424 788	5 025	35 567 601
423	HN Honduras	12 098	339 808	133 922	238 973
424	NI Nicaragua	33	435	110	2 516
425	PA Panama	4 894 095	4 995 776	1 735 067	2 497 800
426	CU Cuba	84	182	183 456	225 360
428	SR Suriname	0	124 940	0	73 542
431	CL Chile	10 831 139	33 504 664	16 798 597	41 584 822
432	VE Venezuela	46 758	100 531	100 056	287 400
433	AR Argentina	122 479 701	430 232 964	62 526 907	218 102 615
434	BR Brazil	24 583 640	705 383 508	57 490 222	391 072 947
435	CO Colombia	646 167	2 617 585	1 109 548	4 355 799
436	BO Bolivia	50	168 050	1 770	110 970
437	UY Uruguay	564 611	1 806 588	522 672	1 706 206
438	PY Paraguay	63	347 132	1 113	1 166 159
441	EC Ecuador	111 599	190 265	236 887	445 193
442	PE Peru	3 443 470	57 256 101	5 727 451	19 554 375
443	GY Guyana	0	18	0	13 979
444	TT Trinidad And Tobago	0	128 465	0	58 198
445	BS Bahamas	730	560 169	57 086	271 343
446	JM Jamaica	37 501	55 401	16 877	24 932
447	PR Puerto Rico	1 633 961	6 492 366	1 055 815	4 756 450
448	BZ Belize	600	24 647	12 187	23 765
449	DO Dominican Republic	576 283	1 600 244	350 822	783 920
450	SV El Salvador	22	595	982	2 483
451	CR Costa Rica	22 208	32 215	479 810	860 096
452	HT Haiti	1 360 278	1 360 303	560 043	564 421
453	BB Barbados	121 390	330 820	50 768	130 351
454	AG Antigua And Barbuda	0	5 910	0	4 568
458	CV Cape Verde	1	11 826	20	4 813
460	DM Dominica	0	489	0	8 304
462	GF French Guiana	0	18 843	0	9 469
463	PF French Polynesia	37	37	3 339	3 339
464	GL Greenland	19 600	58 407	100 314	292 168
466	MQ Martinique	0	229 670	0	59 714
467	AN Netherlands Antilles	103 552	793 867	302 859	4 415 771
468	NF Norfolk Islands	28 960	42 240	154 650	229 722
470	SM San Marino	0	375	0	5 478
472	GP Guadeloupe	0	3	0	597
511	GB United Kingdom	42 843 150	112 096 987	90 756 769	207 649 830

I.4. IMPOR MENURUT NEGARA ASAL / IMPORT BY COUNTRY OF ORIGIN
***** MARET/MARCH 2011 *****

Country Code	Negara Asal Country of origin	Berat bersih / Net weight (Kg)		Nilai / Value C.I.F (U S \$)	
		Bulan ini Current month	Kumulatif Cum. Jan. to date	Bulan ini Current month	Kumulatif Cum. Jan. to date
512	NL Netherlands	19 529 161	57 128 117	57 227 669	146 897 605
513	FR France	32 248 486	88 376 181	154 064 125	446 611 329
514	DE Germany	63 163 653	183 171 414	298 093 514	791 155 455
515	AT Austria	5 657 385	13 622 603	34 977 855	84 426 154
516	BE Belgium	28 705 782	74 679 260	55 381 685	130 927 620
517	CH Switzerland	12 156 339	23 384 630	54 796 840	138 256 728
518	LU Luxembourg	221 943	557 688	386 093	1 202 218
520	MC Monaco	1 278	2 606	26 777	51 549
521	DK Denmark	4 048 926	8 518 178	17 457 361	69 202 656
522	NO Norway	20 683 794	44 486 436	22 873 533	57 031 674
523	SE Sweden	14 998 010	42 934 205	70 588 352	194 256 810
524	FI Finland	6 018 303	16 443 584	24 395 103	70 610 553
525	IE Ireland	1 791 608	5 219 023	6 579 693	16 998 100
526	IT Italy	46 616 741	113 797 477	104 084 968	266 417 893
527	ES Spain	7 327 042	29 230 829	34 149 646	104 987 616
528	PT Portugal	1 362 320	3 928 921	1 536 795	4 477 963
529	IS Iceland	61 849	204 500	202 582	655 803
530	MS Montserrat	65	108	11 130	21 964
531	GR Greece	5 351 798	26 909 149	4 810 421	21 471 403
533	AD Andorra	14	15	4 361	4 391
534	LI Liechtenstein	8 054	8 065	39 890	39 939
540	CD Democratic Republic Of The Congo	39 989	217 442	93 173	501 960
542	HU Hungary	223 389	644 008	42 937 239	68 495 865
543	PL Poland	2 979 622	5 438 389	7 303 183	16 680 343
544	RO Romania	197 991	2 660 982	730 011	2 986 157
545	BG Bulgaria	1 704 057	9 784 630	1 010 730	5 343 789
548	AL Albania	96 109	146 399	185 862	293 024
549	AM Armenia	0	1	0	3
550	AZ Azerbaijan	0	637 682 834	0	498 446 464
551	BY Belarus	18 619 579	65 490 873	8 370 103	28 075 231
552	KZ Kazakhstan	531 695	877 237	1 245 582	2 088 857
553	KG Kyrgyzstan	1 925	78 511	25 635	160 302
554	MD Moldova, Republic Of	101	902	3 767	54 189
555	TJ Tajikistan	0	799 879	0	1 540 852
556	TM Turkmenistan	2 639	50 874	30 472	249 053
557	UA Ukraine	185 119 798	279 217 469	117 663 663	175 863 315
558	UZ Uzbekistan	229 008	294 008	622 975	796 107
559	LT Lithuania	652 259	3 296 464	704 807	2 460 306
560	LV Latvia	636 583	782 649	720 399	996 350
561	EE Estonia	31 155	1 084 728	105 079	911 418
562	GE Georgia	417	495 352	19 998	256 729
563	HR Croatia	283 180	443 705	680 125	1 207 326
564	BA Bosnia And Herzegovina	106	32 519	10 977	78 328
565	MT Malta	1 531	3 035	30 281	554 442
566	SK Slovakia	282 831	408 357	1 029 305	1 988 068
567	SI Slovenia	438 876	1 038 890	2 669 755	4 993 941
568	CZ Czech Republic	2 514 765	4 378 395	8 441 173	16 819 787
569	GS South Georgia And The South Sa	582	582	58 260	58 260
570	MK Rep. Of Macedonia	18	1 138	988	22 671
572	RU Russia Federation	195 418 713	547 225 830	124 613 178	350 158 597
573	RS Serbia	19	19	54	54
TOTAL IMPORT		10 336 712 208	29 525 310 053	14 486 238 209	38 794 794 919

I.5. IMPOR MENURUT PROPINSI DAN PELABUHAN BONGKAR
IMPORT BY PROVINCE AND PORT OF IMPORTATION
***** MARET/MARCH 2011 *****

Kode Pelabuhan Bongkar <i>Port of Importation</i>	Berat bersih / <i>Net weight (Kg)</i>		Nilai / <i>Value C.I.F (U S \$)</i>	
	Bulan ini <i>Current month</i>	Kumulatif <i>Cum. Jan. to date</i>	Bulan ini <i>Current month</i>	Kumulatif <i>Cum. Jan. to date</i>
ACEH	29 474 540	96 442 321	4 443 550	24 693 720
104 IDLSW Lhok Seumawe	29 474 540	62 940 137	4 443 550	18 067 117
106 IDLAS Langsa, Sumatra	0	139 501	0	115 036
117 IDKRU Krueng R. Malahayati	0	7 751 279	0	4 556 318
118 IDKLS Kuala Langsa	0	398 404	0	717 127
119 IDLHK Lhok Nga	0	25 213 000	0	1 238 122
SUMATERA UTARA	612 390 655	1 661 631 484	439 057 832	1 143 817 135
143 IDTPR Tanjung Pura	0	13 600	0	17 000
144 IDBLW Belawan	555 874 131	1 513 504 689	412 019 369	1 070 734 636
145 IDTJB Tanjung Balai Asahan	3 237 377	13 406 304	2 009 717	7 815 660
165 IDPTE Pulau Tello	0	755	0	1 604
166 IDMES Medan / Polonia (u)	139 088	382 427	3 110 753	9 100 575
169 IDKPN Kotapinang, Baru	0	118 650	0	1 337 866
170 IDKTJ Kuala Tanjung	53 140 059	134 205 059	21 917 993	54 809 794
SUMATERA BARAT	105 607 584	272 905 225	82 889 158	204 039 068
191 IDTBY Padang/tl.bayur	105 607 584	272 905 223	82 889 158	204 031 919
192 IDPDG Padang / Tabing (u)	0	2	0	7 149
RIAU	342 401 147	850 734 961	159 548 066	417 769 761
225 IDDUM Dumai	240 218 485	580 601 566	102 989 659	255 975 761
228 IDBLS Bengkalis	711 714	1 149 214	309 551	510 039
230 IDSPA Selat Panjang	13 189	46 849	9 566	53 038
233 IDPEK Pekanbaru (rumbai)	1 239 903	5 593 377	3 555 378	10 609 774
235 IDSUQ Sungai Guntung	2 073 385	2 073 385	3 416 480	3 416 480
242 IDTEM Tembilahan	369 154	369 154	495 694	495 694
261 IDPKU Simpang Tiga (u)	0	2 893	0	2 580 540
273 IDPAK Pekan Baru	2 454 850	9 510 647	1 653 745	7 717 665
277 IDBUN Buatan	48 486 835	106 352 352	22 890 465	56 916 271
278 IDPWG Perawang, Sumatra	46 833 632	145 035 524	24 227 528	79 494 499
JAMBI	8 219 644	24 401 627	6 566 345	22 267 948
291 IDKTK Kuala Tungkal	8 102 907	22 131 860	5 585 167	17 146 694
293 IDDJM Jambi	116 737	2 269 767	981 178	5 121 254
SUMATERA SELATAN	41 155 314	108 055 851	25 846 444	103 518 961
326 IDPLA Palembang - Plaju	20 302	1 373 102	247 063	928 874
334 IDPLM Sm.badaruddin (u)	0	1 251	0	53 940
340 IDMRI Musi River/boom Baru	41 135 012	106 681 498	25 599 381	102 536 147
BENGKULU	1 949 019	5 032 610	2 001 000	4 650 086
361 IDBKU Bengkulu	1 949 019	5 032 610	2 001 000	4 650 086
LAMPUNG	303 838 639	931 873 381	237 707 895	706 523 752
364 IDKTA Kota Agung	134 577 295	402 167 172	115 520 021	353 629 163
395 IDPJG Panjang	169 261 344	529 706 209	122 187 874	352 894 589
BANGKA BELITUNG	6 292 780	11 228 194	5 394 994	9 317 906
321 IDMUO Muntok	913 000	913 000	2 688 830	2 688 830
323 IDPGX Pangkal Balam	5 379 780	10 315 194	2 706 164	6 629 076
KEPULAUAN RIAU	369 908 260	1 016 959 436	914 452 299	2 425 800 999
248 IDTBK Tg Balai Karimun	205 881	3 156 676	295 702	14 088 528
249 IDPSS Pulau Sambu	26 713 036	82 488 260	17 376 295	47 354 671
250 IDTAN Tanjung Uban	94 340 653	138 997 803	137 040 982	250 423 036
251 IDTPN Tanjung Pinang	353 769	1 010 822	625 056	1 764 713
252 IDTER Terempa	54 288	640 834	1 666 204	2 638 648
257 IDBPD Belakang Padang	261 488	261 488	4 274 319	4 274 319
258 IDBTU Batu Ampar	161 790 549	446 948 209	412 685 049	1 128 307 557
260 IDDAS Singkep - Dabo	381 548	634 568	220 343	513 086
262 IDTNJ Kijang (u)	4 403	6 726	11 930	18 120
265 IDSKP Sekupang	33 412 564	98 814 516	235 017 197	702 778 207
267 IDKAB Kabil/panau	52 243 013	243 646 980	58 032 182	137 988 289
269 IDUNA Udang Natuna	22 253	22 253	9 717	9 717
271 IDBTH Hang Nadim (u)	124 815	330 301	47 197 323	135 642 108
DKI JAKARTA	3 122 458 839	8 433 630 752	7 841 561 878	20 214 559 981
431 IDTPP Tanjung Priok	3 092 555 469	8 342 495 070	6 798 036 331	17 615 626 565
432 IDKLB Kalibaru	18 140 077	63 070 020	12 805 625	38 807 890
433 IDJKT Jakarta / Pasar Ikan	104 230	143 258	200 798	436 702
434 IDCGK Sukarno Hatta (u)	11 582 928	27 693 419	1 017 918 177	2 533 445 886
436 IDHLP Hlm. Perdana Kusuma	76 135	228 985	12 600 947	26 242 938

I.5. IMPOR MENURUT PROPINSI DAN PELABUHAN BONGKAR
IMPORT BY PROVINCE AND PORT OF IMPORTATION
***** MARET/MARCH 2011 *****

Kode Pelabuhan Bongkar <i>Port of Importation</i>	Berat bersih / <i>Net weight (Kg)</i>		Nilai / <i>Value C.I.F (U S \$)</i>	
	Bulan ini	Kumulatif	Bulan ini	Kumulatif
	<i>Current month</i>	<i>Cum. Jan. to date</i>	<i>Current month</i>	<i>Cum. Jan. to date</i>
JAWA BARAT	249 031 475	736 999 808	240 002 069	597 200 054
463 IDCBN Cirebon/pengguna	0	25 267 343	0	5 185 289
466 IDBDO Husein Sastranegara	27 123	33 462	390 409	414 002
467 IDBLG Balongan	249 004 349	711 689 529	239 611 599	591 536 041
468 IDBND Bandung(ptt/gd Bage)	0	9 471	0	64 661
470 IDCRB Cirebon (ptt)	3	3	61	61
JAWA TENGAH	755 474 485	2 735 920 358	758 185 193	2 389 082 648
494 IDTES Tanjung Emas	293 576 516	835 007 941	389 536 891	1 022 576 088
495 IDCXP Cilacap	460 238 200	1 891 800 786	366 776 123	1 360 454 615
496 IDSRG Achmad Yani (u)	13 750	32 144	194 600	474 814
497 IDSMR Semarang (ptt)	1 640 974	9 066 073	1 473 750	5 142 038
498 IDSOC Jebres/adi Sumarmo	5 045	13 414	203 829	435 093
D I YOGYAKARTA	2 605	8 617	124 551	655 524
531 IDJOG Adi Sucipto (u)	2 382	8 394	124 468	655 441
532 IDJOK Yogyakarta (ptt)	223	223	83	83
JAWA TIMUR	2 206 520 159	5 801 863 670	1 804 202 320	4 706 852 968
561 IDTUB Tuban	491 745 933	1 262 794 549	404 597 946	1 025 920 817
562 IDGRE Gresik	177 632 402	640 038 667	96 592 915	267 980 919
563 IDTPE Tanjung Perak	1 478 669 959	3 827 756 878	1 234 687 215	3 261 968 187
567 IDBJU Banyuwangi	25 059 021	35 989 853	28 763 936	52 060 977
573 IDPAC Pacitan	99 649	99 649	123 565	123 565
576 IDKLG Kaliangit	32 229 000	32 229 000	2 056 886	2 056 886
587 IDSUB Surabaya /juanda (u)	848 223	2 165 269	36 466 621	93 872 757
588 IDSUR Surabaya (ptt)	235 972	789 684	913 236	2 552 332
591 IDMAD Madiun / Iswahyudi	0	121	0	316 528
BANTEN	1 249 408 214	3 398 843 647	912 898 015	2 333 605 506
461 IDMRK Merak	783 700 750	1 763 566 220	684 359 279	1 541 227 010
471 IDTLN Tanjung Leneng	3 415 516	9 013 548	5 527 205	19 286 189
473 IDCGD Cigading	462 291 948	1 626 263 879	223 011 531	773 092 307
B A L I	62 202 152	271 202 476	69 828 284	263 356 594
613 IDBOA Benoa/loloan	61 881 588	259 821 903	61 165 188	227 683 862
618 IDCBW Celukan Bawang	0	10 680 346	0	14 479 703
620 IDDPS Ngurah Rai (u)	320 564	700 227	8 663 096	21 193 029
NUSA TENGGARA BARAT	18 018 861	38 406 314	39 906 274	100 970 112
655 IDBMU Bima	9 810 541	21 567 994	33 783 799	92 056 872
660 IDLEM Lembar	8 208 135	12 058 135	6 112 041	8 004 166
661 IDAMI Mataram / Selaparang	185	185	10 434	10 434
663 IDBDS Badas Sumbawa	0	4 780 000	0	898 640
NUSA TENGGARA TIMUR	0	23 900 974	0	12 286 400
681 IDKOE Kupang / El-tari (u)	0	974	0	251 250
685 IDWGP Waingapu	0	23 900 000	0	12 035 150
KALIMATAN BARAT	17 472 786	48 368 983	21 394 530	46 278 766
714 IDPON Pontianak	7 780 674	26 324 353	9 839 559	24 010 689
721 IDKDW Kendawangan	7 856 287	18 166 720	10 017 269	19 683 251
722 IDPNK Supadio (u)	0	85	0	4 275
723 IDTKA Telok Air	1 699 400	2 900 560	1 506 000	2 471 649
724 IDSTT Sintete	0	209 280	0	11 095
726 IDENT Entikong	136 425	767 985	31 702	97 807
KALIMANTAN TENGAH	888 856	3 939 702	3 612 528	7 303 575
743 IDPKN Pangkalan Bun	777 358	777 358	2 699 407	2 699 407
744 IDKUM Kumai	111 498	298 672	913 121	3 630 020
746 IDSMQ Sampit	0	2 863 668	0	973 848
750 IDPPS Pulang Pisau	0	4	0	300
KALIMANTAN SELATAN	271 123 305	626 382 969	311 903 053	670 401 556
771 IDBAN Banjarmasin	27 494 177	66 854 913	60 989 628	152 381 588
773 IDKTB Kotabaru	243 629 128	559 528 056	250 913 425	518 019 968
KALIMANTAN TIMUR	281 523 509	1 728 164 143	369 274 915	1 595 782 439
803 IDBPP Balikpapan	233 286 584	1 555 852 828	249 073 450	1 322 618 767
805 IDSRD Samarinda	29 269 624	67 750 644	27 088 471	57 473 717
809 IDNNX Nunukan	6 280 167	30 280 251	69 990	219 393
813 IDTSG Tanjung Sangata	12 295 098	73 370 703	71 964 790	162 209 135
814 IDBPN Sepinggian (u)	392 018	909 699	21 076 084	53 259 297
815 IDTRK Tarakan (u)	18	18	2 130	2 130

I.5. IMPOR MENURUT PROPINSI DAN PELABUHAN BONGKAR
IMPORT BY PROVINCE AND PORT OF IMPORTATION
***** MARET/MARCH 2011 *****

Kode Pelabuhan Bongkar <i>Port of Importation</i>	Berat bersih / <i>Net weight (Kg)</i>		Nilai / <i>Value C.I.F (U S \$)</i>	
	Bulan ini	Kumulatif	Bulan ini	Kumulatif
	<i>Current month</i>	<i>Cum. Jan. to date</i>	<i>Current month</i>	<i>Cum. Jan. to date</i>
SULAWESI UTARA	47 469 168	58 645 860	37 073 834	64 754 798
835 IDBIT Bitung	47 469 168	58 645 860	37 073 834	64 754 798
SULAWESI TENGAH	9 300 000	14 153 627	4 530 600	7 781 909
867 IDPSJ Posso	0	1 003 627	0	1 257 009
877 IDPAT Pantoloan	9 300 000	13 150 000	4 530 600	6 524 900
SULAWESI SELATAN	181 715 321	412 080 278	129 410 388	320 807 925
892 IDPAP Pare-pare	4 168 863	12 233 898	3 145 584	8 288 477
893 IDUJU Ujungpandang	176 441 212	326 907 359	119 978 339	259 417 153
897 IDMLI Malili, Sulawesi	1 100 924	72 901 185	5 973 888	52 091 076
904 IDUPG Hasanuddin (u)	44	85	1 183	3 515
907 IDSQR Soroako	4 278	37 751	311 394	1 007 704
SULAWESI TENGGARA	3 600 000	4 930 000	1 867 037	2 555 511
922 IDKDR Kendari	3 600 000	4 930 000	1 867 037	2 555 511
GORONTALO	0	2 725 735	0	1 569 645
841 IDGOR Gorontalo	0	2 725 735	0	1 569 645
MALUKU	18 914 321	79 150 245	18 349 107	69 496 651
946 IDAMB Ambon	18 909 570	78 951 063	18 331 542	69 307 048
949 IDLUV Tual	4 751	199 182	17 565	189 603
MALUKU UTARA	2 513 877	19 444 106	2 222 919	32 311 750
942 IDTTE Ternate	715 371	17 588 306	313 319	30 350 813
943 IDLAB Labuha Maluku	0	57 294	0	51 337
962 IDOBI Obi Island	1 798 506	1 798 506	1 909 600	1 909 600
PAPUA BARAT	3 804 342	5 352 387	2 024 818	6 426 784
971 IDSOR Sorong	3 800 491	5 348 536	1 996 004	6 397 970
976 IDFKQ Fak-fak	3 851	3 851	28 814	28 814
PAPUA	14 032 351	101 930 312	39 958 313	288 354 487
980 IDTIM Amamapare	6 232 218	86 526 784	35 900 173	278 689 778
983 IDDJJ Jayapura / Sentani	7 800 133	15 403 528	4 058 140	9 664 709
TOTAL IMPORT	10 336 712 208	29 525 310 053	14 486 238 209	38 794 794 919

**I.6 IMPOR KOMODITI MENURUT NEGARA ASAL / IMPORT BY COUNTRY OF ORIGIN
DAN LIMA GOLONGAN BARANG (SITC) UTAMA / AND FIVE MAJOR SITC COMMODITY GROUP
** MARET / MARCH 2011 ****

Negara Asal/SITC/Uraian Golongan Barang <i>Country of Origin/SITC/group Description</i>	Berat Bersih / <i>Net Weight (Kg)</i>		Nilai CIF / <i>CIF Value (US\$)</i>	
	Bulan ini <i>Current month</i>	Kumulatif <i>Cum. Jan to date</i>	Bulan ini <i>Current month</i>	Kumulatif <i>Cum. Jan to date</i>
JAPAN				
782 Motor Vehicle For The Transportation Of Goods	17 335 414	41 784 629	195 248 940	448 924 732
723 Civil Engineering And Contractor Plants And Equipments/parts	12 545 713	37 101 206	100 215 287	276 447 944
673 Flat Rolled Products, Not Clad	89 357 842	259 511 743	84 840 566	233 506 235
784 Parts And Accessories Of The Motor Vehicles	5 613 368	15 369 952	77 844 123	213 571 801
713 Internal Combustion Piston Engines And Parts	4 774 855	12 554 005	74 185 210	199 402 380
LAINNYA	262 281 675	662 459 438	1 107 480 569	3 055 774 708
SUB TOTAL	391 908 867	1 028 780 973	1 639 814 695	4 427 627 800
HONG KONG				
764 Telecommunication Equipments And Parts	1 328 575	2 925 022	62 407 496	131 687 028
652 Cotton Fabrics, Woven	2 202 028	4 790 026	25 395 237	54 114 623
655 Knitted Or Crocheted Fabrics	1 350 962	3 758 795	15 457 595	41 024 223
776 Thermionic, Cold Cathode, And Photo Cathode Valves/tubes	389 088	923 358	16 610 417	40 059 270
772 Electrical Apparatus For Making And Breaking Electrical Circuits	257 107	836 725	12 147 148	31 292 060
LAINNYA	13 359 274	53 254 261	104 519 785	257 049 747
SUB TOTAL	18 887 034	66 488 187	236 537 678	555 226 951
KOREA, DEM. PEOPLE'S REP.				
776 Thermionic, Cold Cathode, And Photo Cathode Valves/tubes	0	2 463	0	243 183
575 Other Plastics In Primary Forms	28 800	115 200	51 696	200 304
572 Polimers Of Styrene In Primary Forms	20 000	60 000	70 000	194 000
652 Cotton Fabrics, Woven	4 031	4 031	52 867	52 867
598 Miscellaneous Chemical Products	0	28 000	0	47 600
LAINNYA	39 636	103 776	38 446	125 322
SUB TOTAL	92 467	313 470	213 009	863 276
KOREA, REPUBLIC OF				
334 Petroleum Products, Refined	491 659 244	1 118 646 789	457 205 704	940 516 230
764 Telecommunication Equipments And Parts	952 156	2 614 515	54 515 426	163 395 843
673 Flat Rolled Products, Not Clad	64 434 682	205 503 179	41 184 047	141 020 758
655 Knitted Or Crocheted Fabrics	4 890 958	12 457 624	47 072 532	124 521 125
232 Synthetic Rubber Latex, Synthetic/reclaimed Rubber	9 995 116	26 712 173	31 360 052	79 411 526
LAINNYA	174 481 791	436 726 389	505 659 167	1 243 672 372
SUB TOTAL	746 413 947	1 802 660 669	1 136 996 928	2 692 537 854
TAIWAN				
334 Petroleum Products, Refined	99 995 997	116 509 053	90 069 632	105 971 521
673 Flat Rolled Products, Not Clad	35 147 768	87 528 506	26 634 976	65 619 440
655 Knitted Or Crocheted Fabrics	2 376 103	5 091 464	22 760 064	47 382 419
653 Fabrics, Woven, Of Man-made Fibres	1 524 908	3 831 049	17 545 316	41 093 335
575 Other Plastics In Primary Forms	9 637 650	20 347 702	18 308 810	38 087 658
LAINNYA	101 738 982	318 244 157	258 754 115	685 448 230
SUB TOTAL	250 421 408	551 551 931	434 072 913	983 602 603
CHINA				
764 Telecommunication Equipments And Parts	5 968 986	18 272 837	260 609 320	684 763 694
752 Automatic Data Processing Machines And Their Units	2 869 304	8 030 412	160 910 851	359 090 211
652 Cotton Fabrics, Woven	4 650 245	14 042 045	52 160 828	156 413 504
057 Fruit And Nut; Fresh Or Dried	66 545 038	168 550 584	58 067 612	146 738 399
778 Electrical Machinery And Apparatus	7 467 632	21 830 469	55 934 518	135 959 417
LAINNYA	813 895 954	2 222 506 251	1 439 113 652	3 901 354 637
SUB TOTAL	901 397 159	2 453 232 598	2 026 796 781	5 384 319 862
MONGOLIA				
776 Thermionic, Cold Cathode, And Photo Cathode Valves/tubes	0	3	0	2 751
694 Nails, Screws, Nuts, Bolts, Rivets Of Iron/steel Or Copper	1	1	1 138	1 138
695 Tools For Used In The Hand Or In Machines	0	1	0	591
LAINNYA	0	0	0	0
SUB TOTAL	1	5	1 138	4 480

**I.6 IMPOR KOMODITI MENURUT NEGARA ASAL / IMPORT BY COUNTRY OF ORIGIN
DAN LIMA GOLONGAN BARANG (SITC) UTAMA / AND FIVE MAJOR SITC COMMODITY GROUP
** MARET / MARCH 2011 ****

Negara Asal/SITC/Uraian Golongan Barang <i>Country of Origin/SITC/group Description</i>	Berat Bersih / <i>Net Weight (Kg)</i>		Nilai CIF / <i>CIF Value (US\$)</i>	
	Bulan ini <i>Current month</i>	Kumulatif <i>Cum. Jan to date</i>	Bulan ini <i>Current month</i>	Kumulatif <i>Cum. Jan to date</i>
MACAU				
651 Textile Yarns	7 445	67 373	54 420	571 714
741 Heating And Cooling Equipments And Parts	36 700	36 700	188 386	188 386
851 Footwears	10 463	10 463	83 485	83 485
844 Women's Coats/jackets, Knitted	50	103	8 045	17 409
831 Travel Goods	905	905	11 863	11 863
LAINNYA	565	777	20 289	32 375
SUB TOTAL	56 128	116 321	366 488	905 232
PAPUA NEW GUINEA				
072 Cocoa	305 000	800 000	962 203	2 511 462
282 Waste And Scrap Metal Of Iron/steel	53 994	5 699 904	10 800	2 098 107
792 Aircraft And Associated Equipments And Parts	0	1 174	0	997 880
292 Crude Vegetable Materials	34 291	35 981	569 510	788 510
223 Oil Seeds Use For Extraction Of Other Fixed Vegetable Oils	0	1 130	0	150 327
LAINNYA	295 526	528 555	151 385	298 898
SUB TOTAL	688 811	7 066 744	1 693 898	6 845 184
THAILAND				
781 Passenger Motor Cars	10 222 267	26 751 836	115 025 920	298 746 892
042 Rice	171 265 498	429 090 646	89 027 815	235 169 619
784 Parts And Accessories Of The Motor Vehicles	10 087 309	25 503 673	84 649 574	212 354 527
061 Sugar, Molasses, And Honey	124 601 523	260 435 409	94 346 927	197 474 696
713 Internal Combustion Piston Engines And Parts	3 196 194	8 361 194	48 519 527	123 020 491
LAINNYA	390 801 098	1 050 992 415	631 403 488	1 537 979 405
SUB TOTAL	710 173 889	1 801 135 173	1 062 973 251	2 604 745 630
SINGAPORE				
334 Petroleum Products, Refined	1 152 018 923	3 681 274 171	1 155 583 299	3 368 227 783
511 Hydrocarbon And Their Halogenated, Nitrated Derivatives	55 236 076	152 492 914	76 796 907	203 167 313
772 Electrical Apparatus For Making And Breaking Electrical Circuits	1 298 735	3 760 265	64 055 652	159 668 414
776 Thermionic, Cold Cathode, And Photo Cathode Valves/tubes	544 500	1 609 946	48 880 738	154 857 007
575 Other Plastics In Primary Forms	24 190 206	63 161 471	43 737 420	113 450 113
LAINNYA	284 149 517	789 092 391	698 848 713	1 930 181 432
SUB TOTAL	1 517 437 957	4 691 391 158	2 087 902 729	5 929 552 062
PHILIPPINES				
776 Thermionic, Cold Cathode, And Photo Cathode Valves/tubes	19 244	73 025	7 370 966	22 017 688
793 Ships, Boats, And Floating Structures	1 338 000	1 338 000	21 518 390	21 518 390
764 Telecommunication Equipments And Parts	31 158	58 791	9 089 456	17 734 098
282 Waste And Scrap Metal Of Iron/steel	13 846 615	36 327 215	5 070 580	12 328 969
748 Transmission Shafts And Cranks	326 692	862 732	4 672 577	12 018 731
LAINNYA	21 956 938	47 742 387	57 485 301	132 486 888
SUB TOTAL	37 518 647	86 402 150	105 207 270	218 104 764
MALAYSIA				
334 Petroleum Products, Refined	307 833 574	714 403 893	286 681 170	600 434 966
333 Petroleum Oil, Crude	132 783 781	265 503 961	109 870 353	200 987 613
575 Other Plastics In Primary Forms	16 289 136	35 305 876	25 320 558	55 434 578
511 Hydrocarbon And Their Halogenated, Nitrated Derivatives	24 889 178	45 855 746	31 511 598	55 304 246
571 Polymers Of Ethylene In Primary Forms	16 589 843	37 373 437	24 251 040	55 145 221
LAINNYA	342 311 322	978 475 476	421 057 721	1 100 305 834
SUB TOTAL	840 696 834	2 076 918 389	898 692 440	2 067 612 458
MYANMAR				
054 Vegetables, Fresh, Chilled, Frozen Or Simply Preserved	10 384 258	14 392 498	9 412 809	12 912 156
035 Fish, Dried Salted Or In Brine; Smoked Fish	193 350	1 075 875	139 977	791 824
044 Maize, Unmilled	201 087	696 087	52 875	179 375
057 Fruit And Nut; Fresh Or Dried	451 201	451 201	173 750	173 750
899 Other Miscellaneous Manufactured Articles	45	1 141	366	78 554
LAINNYA	92 118	158 222	10 934	147 623
SUB TOTAL	11 322 059	16 775 024	9 790 711	14 283 282

**I.6 IMPOR KOMODITI MENURUT NEGARA ASAL / IMPORT BY COUNTRY OF ORIGIN
DAN LIMA GOLONGAN BARANG (SITC) UTAMA / AND FIVE MAJOR SITC COMMODITY GROUP
** MARET / MARCH 2011 ****

Negara Asal/SITC/Uraian Golongan Barang <i>Country of Origin/SITC/group Description</i>	Berat Bersih / <i>Net Weight (Kg)</i>		Nilai CIF / <i>CIF Value (US\$)</i>	
	Bulan ini <i>Current month</i>	Kumulatif <i>Cum. Jan to date</i>	Bulan ini <i>Current month</i>	Kumulatif <i>Cum. Jan to date</i>
CAMBODIA				
231 Natural Rubber Latex;natural Rubber And Similar Natural Gums	0	118 080	0	492 394
845 Articles Of Apparel	3 828	9 193	149 407	350 708
121 Tobacco, Unmanufactured And Refused	39 600	39 600	217 800	217 800
893 Article Of Plastics	3 024	27 207	11 760	121 302
851 Footwears	1 392	3 689	43 781	102 851
LAINNYA	9 206	12 707	132 655	186 271
SUB TOTAL	57 050	210 476	555 403	1 471 326
BRUNEI DARUSSALAM				
333 Petroleum Oil, Crude	80 015 000	321 613 980	67 170 208	254 855 496
512 Alcohols,phenols,phenol-alcohols And Their Halogenated	2 000 000	4 978 060	733 240	1 824 997
282 Waste And Scrap Metal Of Iron/steel	1 357 120	2 702 750	603 918	1 159 310
679 Tubes, Pipes, Hollow Profile, Pipe Fitting Of Iron/steel	0	3 091	0	46 450
723 Civil Engineering And Contractor Plants And Equipments/parts	0	299	0	40 945
LAINNYA	1	731	12	11 004
SUB TOTAL	83 372 121	329 298 911	68 507 378	257 938 202
LAO PEOPLE'S DEM. REP.				
893 Article Of Plastics	0	33 540	0	121 195
071 Coffee And Coffee Substitutes	57 600	57 600	104 880	104 880
655 Knitted Or Crocheted Fabrics	4 955	6 105	61 833	83 138
292 Crude Vegetable Materials	2 000	2 000	28 000	28 000
699 Manufactures Of Base Metals	0	2 099	0	7 584
LAINNYA	2	4	11	19
SUB TOTAL	64 557	101 348	194 724	344 816
NEPAL				
659 Floor Coverings	0	267	0	35 185
642 Paper And Paperboard Cut To Size/shape And Article Of Papers	0	796	0	11 243
851 Footwears	1	2	10	15
LAINNYA	0	0	0	0
SUB TOTAL	1	1 065	10	46 443
VIET NAM				
042 Rice	430 950 000	763 557 944	213 374 837	385 398 875
674 Flat Rolled Products, Clad Or Plated	12 038 253	30 624 290	12 439 336	31 941 789
764 Telecommunication Equipments And Parts	104 159	265 520	15 067 825	30 131 764
673 Flat Rolled Products, Not Clad	3 927 317	26 207 968	3 415 048	20 266 827
054 Vegetables, Fresh, Chilled, Frozen Or Simply Preserved	22 716 527	31 886 043	11 631 958	16 444 348
LAINNYA	91 825 024	174 597 968	87 369 288	202 709 934
SUB TOTAL	561 561 280	1 027 139 733	343 298 292	686 893 537
MALDIVES				
893 Article Of Plastics	308	308	2 653	2 653
LAINNYA	0	0	0	0
SUB TOTAL	308	308	2 653	2 653
INDIA				
764 Telecommunication Equipments And Parts	265 037	609 403	44 870 121	96 049 579
044 Maize, Unmilled	205 854 333	329 468 161	60 330 194	94 407 368
511 Hydrocarbon And Their Halogenated, Nitrated Derivatives	8 735 514	55 364 744	14 976 454	81 388 526
081 Feeding Stuff For Animals	64 005 926	168 051 692	26 690 319	68 328 979
334 Petroleum Products, Refined	1 502 749	73 534 274	2 369 400	66 393 306
LAINNYA	302 059 339	647 734 461	293 565 622	664 425 499
SUB TOTAL	582 422 898	1 274 762 735	442 802 110	1 070 993 257
PAKISTAN				
263 Cotton	621 443	2 593 055	2 110 341	8 678 100
057 Fruit And Nut; Fresh Or Dried	3 146 070	7 962 972	2 004 251	5 254 093
652 Cotton Fabrics, Woven	289 712	589 125	2 626 471	5 221 928
034 Fish, Fresh, Chilled Or Frozen	749 045	4 921 220	585 537	3 667 395
611 Leathers	23 045	114 079	563 255	3 355 621
LAINNYA	2 750 578	7 618 059	4 013 436	12 161 108
SUB TOTAL	7 579 893	23 798 510	11 903 291	38 338 245

**I.6 IMPOR KOMODITI MENURUT NEGARA ASAL / IMPORT BY COUNTRY OF ORIGIN
DAN LIMA GOLONGAN BARANG (SITC) UTAMA / AND FIVE MAJOR SITC COMMODITY GROUP
** MARET / MARCH 2011 ****

Negara Asal/SITC/Uraian Golongan Barang <i>Country of Origin/SITC/group Description</i>	Berat Bersih / <i>Net Weight (Kg)</i>		Nilai CIF / <i>CIF Value (US\$)</i>	
	Bulan ini <i>Current month</i>	Kumulatif <i>Cum. Jan to date</i>	Bulan ini <i>Current month</i>	Kumulatif <i>Cum. Jan to date</i>
BANGLADESH				
651 Textile Yarns	611 329	1 361 329	822 217	1 937 537
658 Made-up Articles, Wholly/chiefly Of Textile Materials	578 480	1 073 324	642 137	1 165 246
673 Flat Rolled Products, Not Clad	618 810	1 120 680	492 770	894 266
845 Articles Of Apparel	7 006	14 590	340 831	719 314
841 Men's Coats/jackets, Not Knitted	7 273	13 626	239 898	479 080
LAINNYA	548 848	1 033 969	950 377	2 103 371
SUB TOTAL	2 371 746	4 617 518	3 488 230	7 298 814
SRI LANKA				
046 Meal And Flour Of Wheat And Flour Of Meslin	20 984 500	57 556 500	10 321 409	27 572 463
845 Articles Of Apparel	5 119	10 959	267 354	510 460
792 Aircraft And Associated Equipments And Parts	0	22 000	0	500 000
793 Ships, Boats, And Floating Structures	1 465 000	1 465 000	500 000	500 000
625 Rubber Tyre,tyre Cases,tyre Treads,inner Tubes, And Tyre Flaps	61 134	153 971	218 193	491 965
LAINNYA	164 379	466 535	633 565	2 357 778
SUB TOTAL	22 680 132	59 674 965	11 940 521	31 932 666
AFGHANISTAN				
653 Fabrics, Woven, Of Man-made Fibres	3	3	2	2
LAINNYA	0	0	0	0
SUB TOTAL	3	3	2	2
INDONESIA				
851 Footwears	104 655	329 438	1 090 933	3 449 213
772 Electrical Apparatus For Making And Breaking Electrical Circuits	25 130	70 858	1 353 034	3 277 164
675 Flat Rolled Products And Alloy Steels	1 032 980	2 816 432	888 173	2 428 063
673 Flat Rolled Products, Not Clad	1 319 560	2 657 020	1 204 026	2 247 512
752 Automatic Data Processing Machines And Their Units	7 442	45 112	339 519	2 153 904
LAINNYA	2 366 025	5 845 427	7 396 230	21 610 256
SUB TOTAL	4 855 792	11 764 287	12 271 915	35 166 112
IRAQ				
776 Thermionic, Cold Cathode, And Photo Cathode Valves/tubes	0	1	0	35
LAINNYA	0	0	0	0
SUB TOTAL	0	1	0	35
IRAN (ISLAMIC REPUBLIC OF)				
342 Liquefied Propane And Butane	45 641 046	225 596 113	39 168 215	204 283 262
334 Petroleum Products, Refined	6 042 839	21 023 849	8 844 042	29 740 817
511 Hydrocarbon And Their Halogenated, Nitrated Derivatives	9 355 399	21 523 222	10 303 359	23 172 252
562 Fertilizers, Manufactured	4 800 000	18 824 402	2 922 123	11 432 973
274 Sulphur And Unroasted Iron Pyrites	25 999 342	32 999 342	3 899 901	5 222 901
LAINNYA	7 503 038	19 226 440	3 320 448	10 324 943
SUB TOTAL	99 341 664	339 193 368	68 458 088	284 177 148
SAUDI ARABIA				
333 Petroleum Oil, Crude	443 194 890	1 115 308 300	358 592 785	849 879 910
511 Hydrocarbon And Their Halogenated, Nitrated Derivatives	21 404 253	61 149 186	27 045 093	71 517 496
334 Petroleum Products, Refined	19 901 281	78 975 994	17 515 786	70 974 557
512 Alcohols,phenols,phenol-alcohols And Their Halogenated	14 368 002	41 860 405	19 271 976	49 830 868
575 Other Plastics In Primary Forms	9 063 593	25 151 753	13 676 004	37 158 004
LAINNYA	14 148 192	38 550 340	14 292 463	42 077 175
SUB TOTAL	522 080 211	1 360 995 978	450 394 107	1 121 438 010
ISRAEL				
726 Printing/book Binding Machinery And Parts	6 739	7 768	301 657	329 224
751 Office Machines	1 012	6 959	58 196	285 210
533 Pigments, Paints, Varnishes, And Related Materials	1 689	13 850	46 614	273 384
776 Thermionic, Cold Cathode, And Photo Cathode Valves/tubes	37	500	45 328	147 241
523 Metallicsalts And Peroxysalts	0	42 000	0	121 800
LAINNYA	69 531	104 309	226 867	552 120
SUB TOTAL	79 008	175 386	678 662	1 708 979

**I.6 IMPOR KOMODITI MENURUT NEGARA ASAL / IMPORT BY COUNTRY OF ORIGIN
DAN LIMA GOLONGAN BARANG (SITC) UTAMA / AND FIVE MAJOR SITC COMMODITY GROUP
** MARET / MARCH 2011 ****

Negara Asal/SITC/Uraian Golongan Barang <i>Country of Origin/SITC/group Description</i>	Berat Bersih / <i>Net Weight (Kg)</i>		Nilai CIF / <i>CIF Value (US\$)</i>	
	Bulan ini <i>Current month</i>	Kumulatif <i>Cum. Jan to date</i>	Bulan ini <i>Current month</i>	Kumulatif <i>Cum. Jan to date</i>
KUWAIT				
334 Petroleum Products, Refined	87 978 000	330 529 444	78 123 976	258 308 148
511 Hydrocarbon And Their Halogenated, Nitrated Derivatives	4 771 153	14 278 653	7 943 970	21 539 695
512 Alcohols,phenols,phenol-alcohols And Their Halogenated	1 300 000	8 459 910	1 610 400	9 958 765
571 Polymers Of Ethylene In Primary Forms	2 512 175	6 918 925	3 051 251	8 089 511
282 Waste And Scrap Metal Of Iron/steel	6 528 677	14 014 077	2 635 089	5 211 935
LAINNYA	1 205 736	4 092 360	419 861	1 500 693
SUB TOTAL	104 295 741	378 293 369	93 784 547	304 608 747
JORDAN				
562 Fertilizers, Manufactured	11 446 095	56 932 595	4 838 872	22 869 367
272 Fertilizers, Crude	48 380 000	126 670 000	6 579 680	17 227 120
522 Inorganic Chemical Elements, Oxides And Halogen Salts	42 000	19 598 953	40 425	8 560 547
685 Lead	204 510	646 085	457 482	1 395 766
288 Non-ferrous Base Metal Waste And Scraps	0	20 980	0	175 612
LAINNYA	49 708	283 357	17 881	199 653
SUB TOTAL	60 122 313	204 151 970	11 934 340	50 428 065
LEBANON				
892 Printed Matter	30 030	73 076	77 558	167 800
653 Fabrics, Woven, Of Man-made Fibres	7 285	7 345	48 239	48 249
813 Lighting Fixtures And Fittings	0	8	0	161
LAINNYA	0	0	0	0
SUB TOTAL	37 315	80 429	125 797	216 210
PALESTINA				
784 Parts And Accessories Of The Motor Vehicles	1	1	4	4
LAINNYA	0	0	0	0
SUB TOTAL	1	1	4	4
YEMEN				
611 Leathers	13 550	27 645	100 600	183 693
685 Lead	0	97 094	0	177 565
288 Non-ferrous Base Metal Waste And Scraps	18 760	18 760	169 352	169 352
034 Fish, Fresh, Chilled Or Frozen	27 000	185 700	18 900	129 990
211 Hides And Skins, Raw	0	8 200	0	73 950
LAINNYA	20	259	150	1 346
SUB TOTAL	59 330	337 658	289 002	735 896
OMAN				
684 Alumunium	5 465 304	14 353 782	13 852 115	35 476 862
511 Hydrocarbon And Their Halogenated, Nitrated Derivatives	0	26 295 283	0	34 428 860
575 Other Plastics In Primary Forms	585 000	684 000	950 040	1 104 480
034 Fish, Fresh, Chilled Or Frozen	107 600	296 600	77 472	213 552
282 Waste And Scrap Metal Of Iron/steel	0	202 080	0	90 532
LAINNYA	0	192 902	0	77 780
SUB TOTAL	6 157 904	42 024 647	14 879 627	71 392 066
SYRIA ARAB REPUBLIC				
611 Leathers	46 840	170 239	338 425	1 067 260
575 Other Plastics In Primary Forms	7 440	7 440	42 288	42 288
056 Vegetables, Roots And Tubers, Prepared Or Preserved Nes	0	2 508	0	4 537
842 Women's Coats/jacket, Not Knitted	20	65	774	2 664
098 Edible Products And Preparations	0	400	0	723
LAINNYA	2	409	64	800
SUB TOTAL	54 302	181 061	381 551	1 118 272
TURKEY				
333 Petroleum Oil, Crude	0	133 561 727	0	91 750 391
046 Meal And Flour Of Wheat And Flour Of Meslin	32 557 094	108 548 094	11 654 412	38 513 216
121 Tobacco, Unmanufactured And Refused	136 565	958 127	639 891	6 892 286
728 Other Machines And Equipment Specialized For Particular Industry	710	116 516	13 150	4 563 818
523 Metallicals And Peroxysalts	2 300 124	6 208 124	1 428 264	3 864 664
LAINNYA	11 859 582	34 526 156	9 276 863	25 779 747
SUB TOTAL	46 854 075	283 918 744	23 012 580	171 364 122

**I.6 IMPOR KOMODITI MENURUT NEGARA ASAL / IMPORT BY COUNTRY OF ORIGIN
DAN LIMA GOLONGAN BARANG (SITC) UTAMA / AND FIVE MAJOR SITC COMMODITY GROUP
** MARET / MARCH 2011 ****

Negara Asal/SITC/Uraian Golongan Barang <i>Country of Origin/SITC/group Description</i>	Berat Bersih / <i>Net Weight (Kg)</i>		Nilai CIF / <i>CIF Value (US\$)</i>	
	Bulan ini <i>Current month</i>	Kumulatif <i>Cum. Jan to date</i>	Bulan ini <i>Current month</i>	Kumulatif <i>Cum. Jan to date</i>
UNITED ARAB EMIRATES				
342 Liquefied Propane And Butane	44 490 100	87 494 100	38 195 207	74 018 589
334 Petroleum Products, Refined	240 200	55 699 351	345 538	48 830 895
282 Waste And Scrap Metal Of Iron/steel	15 599 523	31 981 109	7 158 658	14 245 762
684 Alumunium	1 529 068	5 329 116	4 009 403	13 537 883
061 Sugar, Molasses, And Honey	23 900	7 023 914	28 680	5 268 896
LAINNYA	11 458 404	26 232 209	9 135 502	25 107 291
SUB TOTAL	73 341 195	213 759 799	58 872 988	181 009 316
QATAR				
342 Liquefied Propane And Butane	44 446 149	89 076 959	38 156 599	75 327 312
334 Petroleum Products, Refined	28 537 197	28 537 377	24 786 317	24 787 997
598 Miscellaneous Chemical Products	2 033 808	6 840 802	3 762 545	11 771 769
511 Hydrocarbon And Their Halogenated, Nitrated Derivatives	40 000	9 452 233	54 000	10 238 916
684 Alumunium	1 356 178	3 506 982	3 632 185	9 196 985
LAINNYA	1 900 390	4 095 967	1 892 244	4 231 800
SUB TOTAL	78 313 722	141 510 320	72 283 890	135 554 779
BAHRAIN				
684 Alumunium	702 658	4 970 535	1 914 826	12 016 664
282 Waste And Scrap Metal Of Iron/steel	4 010 925	9 024 308	1 665 786	3 558 292
661 Lime,cement And Fabricated Construction Materials	0	78 339	0	47 422
251 Pulp And Waste Paper	0	128 030	0	32 910
723 Civil Engineering And Contractor Plants And Equipments/parts	656	656	5 016	5 016
LAINNYA	1	908	318	7 893
SUB TOTAL	4 714 240	14 202 776	3 585 946	15 668 197
CYPRUS				
251 Pulp And Waste Paper	1 163 970	2 161 430	267 338	495 152
522 Inorganic Chemical Elements, Oxides And Halogen Salts	0	123 260	0	192 868
287 Ores And Concentrates Of Basemetals	0	168 000	0	128 740
772 Electrical Apparatus For Making And Breaking Electrical Circuits	0	71	0	7 697
842 Women's Coats/jacket, Not Knitted	41	41	4 906	4 906
LAINNYA	0	2	0	9
SUB TOTAL	1 164 011	2 452 804	272 244	829 372
OTHER WEST ASIA				
843 Men's Coats/jackets, Knitted	0	95	0	1 169
LAINNYA	0	0	0	0
SUB TOTAL	0	95	0	1 169
EGYPT				
562 Fertilizers, Manufactured	75 351 741	233 236 276	7 030 925	21 885 076
272 Fertilizers, Crude	0	118 653 000	0	14 794 668
057 Fruit And Nut; Fresh Or Dried	956 044	3 184 495	718 680	2 441 988
611 Leathers	64 382	147 112	633 759	1 041 710
263 Cotton	25 063	206 392	141 786	990 094
LAINNYA	910 746	3 327 262	1 350 925	3 797 094
SUB TOTAL	77 307 976	358 754 537	9 876 075	44 950 630
MOROCCO				
522 Inorganic Chemical Elements, Oxides And Halogen Salts	18 916 959	62 793 197	7 981 443	26 826 446
842 Women's Coats/jacket, Not Knitted	8 842	21 673	674 017	1 566 723
562 Fertilizers, Manufactured	0	999 500	0	636 682
841 Men's Coats/jackets, Not Knitted	2 223	6 869	146 454	444 853
845 Articles Of Apparel	2 107	5 725	148 290	386 582
LAINNYA	3 319	11 602	195 267	574 635
SUB TOTAL	18 933 450	63 838 566	9 145 471	30 435 921
TUNISIA				
523 Metallicsalts And Peroxysalts	429 000	1 913 000	261 733	1 113 172
772 Electrical Apparatus For Making And Breaking Electrical Circuits	318 426	325 081	252 722	408 005
251 Pulp And Waste Paper	0	67 200	0	126 935

**I.6 IMPOR KOMODITI MENURUT NEGARA ASAL / IMPORT BY COUNTRY OF ORIGIN
DAN LIMA GOLONGAN BARANG (SITC) UTAMA / AND FIVE MAJOR SITC COMMODITY GROUP
** MARET / MARCH 2011 ****

Negara Asal/SITC/Uraian Golongan Barang <i>Country of Origin/SITC/group Description</i>	Berat Bersih / <i>Net Weight (Kg)</i>		Nilai CIF / <i>CIF Value (US\$)</i>	
	Bulan ini <i>Current month</i>	Kumulatif <i>Cum. Jan to date</i>	Bulan ini <i>Current month</i>	Kumulatif <i>Cum. Jan to date</i>
842 Women's Coats/jacket, Not Knitted	411	1 314	23 762	76 400
841 Men's Coats/jackets, Not Knitted	144	893	12 233	63 226
LAINNYA	354	25 401	15 602	129 819
SUB TOTAL	748 335	2 332 889	566 052	1 917 557
ALGERIA				
333 Petroleum Oil, Crude	0	132 453 300	0	96 863 410
057 Fruit And Nut; Fresh Or Dried	12 000	21 800	14 400	31 060
699 Manufactures Of Base Metals	1 396	1 396	3 245	3 245
091 Margarine And Shortening	0	2	0	2
LAINNYA	0	0	0	0
SUB TOTAL	13 396	132 476 498	17 645	96 897 717
SUDAN				
333 Petroleum Oil, Crude	0	78 181 900	0	56 907 035
282 Waste And Scrap Metal Of Iron/steel	2 060 595	6 582 980	905 508	2 671 420
263 Cotton	0	22 225	0	72 698
273 Stone, Sand And Gravel	508	1 305	2 231	5 782
775 Household Type, Electrical/non-electrical Equipments	0	19	0	633
LAINNYA	6	24	274	327
SUB TOTAL	2 061 109	84 788 453	908 013	59 657 895
NAMIBIA				
282 Waste And Scrap Metal Of Iron/steel	538 880	2 468 397	195 436	923 826
686 Zinc	0	49 050	0	124 685
LAINNYA	0	0	0	0
SUB TOTAL	538 880	2 517 447	195 436	1 048 511
ETHIOPIA				
054 Vegetables, Fresh, Chilled, Frozen Or Simply Preserved	92 000	1 553 856	108 772	1 112 346
611 Leathers	11 093	20 997	360 003	715 604
222 Oil Seeds Use For Extraction Of soft Fixed Vegetable Oils	198 000	543 560	103 000	271 100
075 Spices	60 000	135 000	72 000	162 000
771 Electric Power Machinery And Parts	63	63	253	253
LAINNYA	34	34	137	137
SUB TOTAL	361 190	2 253 510	644 165	2 261 440
TANZANIA, UNITED REP. OF				
263 Cotton	55 517	437 963	98 832	842 102
121 Tobacco, Unmanufactured And Refused	172 800	172 800	189 792	189 792
075 Spices	0	11 000	0	71 500
248 Wood, simply Worked And Railway Sleeper Of Wood	25 003	25 003	18 649	18 649
071 Coffee And Coffee Substitutes	17 990	17 990	4 758	4 758
LAINNYA	0	1	0	2
SUB TOTAL	271 310	664 757	312 031	1 126 803
MADAGASCAR				
551 Essential Oils, Perfumes, And Flavour Materials	90 000	180 050	1 961 150	3 733 796
282 Waste And Scrap Metal Of Iron/steel	195 646	1 455 516	82 171	578 278
841 Men's Coats/jackets, Not Knitted	493	1 083	22 460	57 170
075 Spices	400	400	21 600	21 600
292 Crude Vegetable Materials	6 000	6 000	3 269	3 269
LAINNYA	6	51	238	2 502
SUB TOTAL	292 545	1 643 100	2 090 888	4 396 615
KENYA				
074 Tea And Mate	224 003	670 150	777 104	2 075 242
523 Metal salts And Peroxysalts	3 756 542	6 357 310	959 611	1 754 411
611 Leathers	48 321	63 552	462 917	586 243
054 Vegetables, Fresh, Chilled, Frozen Or Simply Preserved	220 000	970 000	55 220	513 015
292 Crude Vegetable Materials	0	100 275	0	160 440
LAINNYA	56 273	84 717	86 259	135 741
SUB TOTAL	4 305 139	8 246 004	2 341 111	5 225 092

**I.6 IMPOR KOMODITI MENURUT NEGARA ASAL / IMPORT BY COUNTRY OF ORIGIN
DAN LIMA GOLONGAN BARANG (SITC) UTAMA / AND FIVE MAJOR SITC COMMODITY GROUP
** MARET / MARCH 2011 ****

Negara Asal/SITC/Uraian Golongan Barang <i>Country of Origin/SITC/group Description</i>	Berat Bersih / <i>Net Weight (Kg)</i>		Nilai CIF / <i>CIF Value (US\$)</i>	
	Bulan ini <i>Current month</i>	Kumulatif <i>Cum. Jan to date</i>	Bulan ini <i>Current month</i>	Kumulatif <i>Cum. Jan to date</i>
REUNION				
282 Waste And Scrap Metal Of Iron/steel	35 210	102 515	16 373	47 670
764 Telecommunication Equipments And Parts	0	22	0	7 835
784 Parts And Accessories Of The Motor Vehicles	0	1	0	113
749 Non-electric Parts And Accessories Of Machineries	0	1	0	104
LAINNYA	0	0	0	0
SUB TOTAL	35 210	102 539	16 373	55 722
MOZAMBIQUE				
263 Cotton	49 126	1 306 703	194 949	3 466 108
793 Ships, Boats, And Floating Structures	13 475 000	13 475 000	2 800 000	2 800 000
054 Vegetables, Fresh, Chilled, Frozen Or Simply Preserved	0	183 256	0	195 603
265 Vegetable Textile Fibres,raw Or Processed;waste Of These Fibres	0	56 000	0	58 520
222 Oil Seeds Use For Extraction Ofsoft Fixed Vegetable Oils	0	77 974	0	31 584
LAINNYA	0	0	0	0
SUB TOTAL	13 524 126	15 098 933	2 994 949	6 551 815
BOTSWANA				
658 Made-up Articles, Wholly/chiefly Of Textile Materials	20	28	428	634
776 Thermionic, Cold Cathode, And Photo Cathode Valves/tubes	0	1	0	19
LAINNYA	0	0	0	0
SUB TOTAL	20	29	428	653
EQUATORIAL GUINEA				
629 Articles Of Rubbers	55	55	791	791
LAINNYA	0	0	0	0
SUB TOTAL	55	55	791	791
TOGO				
263 Cotton	354 358	354 358	1 288 771	1 288 771
282 Waste And Scrap Metal Of Iron/steel	965 760	1 684 760	434 592	732 114
222 Oil Seeds Use For Extraction Ofsoft Fixed Vegetable Oils	95 040	95 040	85 964	85 964
843 Men's Coats/jackets, Knitted	1 020	1 020	41 925	41 925
831 Travel Goods	753	753	30 960	30 960
LAINNYA	59	97	2 374	8 112
SUB TOTAL	1 416 990	2 136 028	1 884 586	2 187 846
GHANA				
072 Cocoa	523 180	823 180	1 779 611	2 785 232
282 Waste And Scrap Metal Of Iron/steel	2 847 210	4 048 640	1 197 632	1 684 750
222 Oil Seeds Use For Extraction Ofsoft Fixed Vegetable Oils	56 886	56 886	51 557	51 557
248 Wood, simply Worked And Railway Sleeper Of Wood	0	10 478	0	10 447
273 Stone, Sand And Gravel	0	4	0	386
LAINNYA	2	3	2	4
SUB TOTAL	3 427 278	4 939 191	3 028 802	4 532 376
LIBERIA				
282 Waste And Scrap Metal Of Iron/steel	1 244 970	3 293 975	544 324	1 392 715
621 Materials Of Rubber	0	125	0	442
892 Printed Matter	1	1	2	2
LAINNYA	0	0	0	0
SUB TOTAL	1 244 971	3 294 101	544 326	1 393 159
GUINEA				
282 Waste And Scrap Metal Of Iron/steel	748 810	2 199 310	314 500	899 385
248 Wood, simply Worked And Railway Sleeper Of Wood	0	38 432	0	39 160
LAINNYA	0	0	0	0
SUB TOTAL	748 810	2 237 742	314 500	938 545
ANGOLA				
282 Waste And Scrap Metal Of Iron/steel	1 251 660	1 959 775	495 617	697 884
223 Oil Seeds Use For Extraction Of Other Fixed Vegetable Oils	0	641	0	68 350
874 Measuring, Checking, Analysing, And Controlling Instrument And Appar	0	80	0	906
LAINNYA	0	0	0	0
SUB TOTAL	1 251 660	1 960 496	495 617	767 140

**I.6 IMPOR KOMODITI MENURUT NEGARA ASAL / IMPORT BY COUNTRY OF ORIGIN
DAN LIMA GOLONGAN BARANG (SITC) UTAMA / AND FIVE MAJOR SITC COMMODITY GROUP
** MARET / MARCH 2011 ****

Negara Asal/SITC/Uraian Golongan Barang <i>Country of Origin/SITC/group Description</i>	Berat Bersih / <i>Net Weight (Kg)</i>		Nilai CIF / <i>CIF Value (US\$)</i>	
	Bulan ini <i>Current month</i>	Kumulatif <i>Cum. Jan to date</i>	Bulan ini <i>Current month</i>	Kumulatif <i>Cum. Jan to date</i>
CONGO				
282 Waste And Scrap Metal Of Iron/steel	658 095	825 935	283 660	354 489
292 Crude Vegetable Materials	0	40 000	0	64 000
699 Manufactures Of Base Metals	1	1	57	57
LAINNYA	0	0	0	0
SUB TOTAL	658 096	865 936	283 717	418 546
CAMEROON				
072 Cocoa	995 385	1 447 367	3 239 244	4 639 258
523 Metallicsalts And Peroxysalts	0	253 400	0	241 102
263 Cotton	99 886	99 886	199 619	199 619
685 Lead	0	48 820	0	109 845
248 Wood,simply Worked And Railway Sleeper Of Wood	11 966	61 422	16 618	64 997
LAINNYA	394	45 744	6 840	66 138
SUB TOTAL	1 107 631	1 956 639	3 462 321	5 320 959
NIGERIA				
333 Petroleum Oil, Crude	0	205 495 250	0	152 073 574
263 Cotton	608 961	1 018 833	2 162 226	3 474 351
792 Aircraft And Associated Equipments And Parts	214 000	214 000	2 000 000	2 000 000
685 Lead	130 630	566 630	274 499	1 169 345
611 Leathers	0	18 104	0	133 866
LAINNYA	21 187	56 663	24 895	100 282
SUB TOTAL	974 778	207 369 480	4 461 620	158 951 418
SIERRA LEONE				
282 Waste And Scrap Metal Of Iron/steel	899 800	4 494 991	385 003	1 925 083
776 Thermionic, Cold Cathode, And Photo Cathode Valves/tubes	0	334	0	48 707
112 Alcoholic Beverages	912	912	10 642	10 642
778 Electrical Machinery And Apparatus	403	403	1 514	1 514
743 Pumps, Compressors, Fans, Blowers, Centrifuges, And Parts	0	30	0	233
LAINNYA	48	62	190	226
SUB TOTAL	901 163	4 496 732	397 349	1 986 405
GABON				
282 Waste And Scrap Metal Of Iron/steel	474 860	907 450	189 563	321 503
699 Manufactures Of Base Metals	15	15	2 152	2 152
LAINNYA	0	0	0	0
SUB TOTAL	474 875	907 465	191 715	323 655
COTE D'IVOIRE				
072 Cocoa	1 051 050	2 212 150	3 604 195	7 269 314
263 Cotton	986 233	986 233	3 132 589	3 132 589
282 Waste And Scrap Metal Of Iron/steel	1 393 310	3 201 695	542 439	1 257 998
288 Non-ferrous Base Metal Waste And Scraps	19 330	19 330	174 497	174 497
248 Wood,simply Worked And Railway Sleeper Of Wood	79 820	127 729	101 210	154 793
LAINNYA	208	288	20 477	22 624
SUB TOTAL	3 529 951	6 547 425	7 575 407	12 011 815
SENEGAL				
282 Waste And Scrap Metal Of Iron/steel	2 459 528	5 936 813	1 048 589	2 490 618
288 Non-ferrous Base Metal Waste And Scraps	0	89 370	0	152 809
737 Metalworking Machinery And Parts	0	14 261	0	38 237
752 Automatic Data Processing Machines And Their Units	0	112	0	23 028
699 Manufactures Of Base Metals	5	5	25	25
LAINNYA	2	3	6	12
SUB TOTAL	2 459 535	6 040 564	1 048 620	2 704 729
MAURITANIA				
282 Waste And Scrap Metal Of Iron/steel	55 570	1 769 650	25 840	739 726
735 Parts Of Machine Tools	0	1 253	0	14 344
776 Thermionic, Cold Cathode, And Photo Cathode Valves/tubes	0	32	0	1 350
LAINNYA	0	0	0	0
SUB TOTAL	55 570	1 770 935	25 840	755 420

**I.6 IMPOR KOMODITI MENURUT NEGARA ASAL / IMPORT BY COUNTRY OF ORIGIN
DAN LIMA GOLONGAN BARANG (SITC) UTAMA / AND FIVE MAJOR SITC COMMODITY GROUP
** MARET / MARCH 2011 ****

Negara Asal/SITC/Uraian Golongan Barang <i>Country of Origin/SITC/group Description</i>	Berat Bersih / <i>Net Weight (Kg)</i>		Nilai CIF / <i>CIF Value (US\$)</i>	
	Bulan ini <i>Current month</i>	Kumulatif <i>Cum. Jan to date</i>	Bulan ini <i>Current month</i>	Kumulatif <i>Cum. Jan to date</i>
MALI				
263 Cotton	976 554	1 213 479	2 751 969	3 632 436
764 Telecommunication Equipments And Parts	60	216	12 948	31 308
776 Thermionic, Cold Cathode, And Photo Cathode Valves/tubes	0	30	0	8 814
893 Article Of Plastics	0	1	0	13
899 Other Miscellaneous Manufactured Articles	0	1	0	2
LAINNYA	0	0	0	0
SUB TOTAL	976 614	1 213 727	2 764 917	3 672 573
BENIN				
263 Cotton	4 526 150	5 220 070	13 247 544	15 514 278
282 Waste And Scrap Metal Of Iron/steel	229 340	2 614 430	91 965	1 036 265
288 Non-ferrous Base Metal Waste And Scraps	18 140	38 820	158 596	331 697
LAINNYA	0	0	0	0
SUB TOTAL	4 773 630	7 873 320	13 498 105	16 882 240
BURKINA FASO				
263 Cotton	1 799 728	2 017 954	5 261 352	5 873 372
LAINNYA	0	0	0	0
SUB TOTAL	1 799 728	2 017 954	5 261 352	5 873 372
GAMBIA				
282 Waste And Scrap Metal Of Iron/steel	994 370	1 871 410	421 564	790 075
656 Tulle,lace,embroidery,ribbons,trimmings And Other Small Wares	0	11	0	160
841 Men's Coats/jackets, Not Knitted	0	2	0	33
652 Cotton Fabrics, Woven	0	1	0	20
651 Textile Yarns	0	1	0	10
LAINNYA	0	1	0	10
SUB TOTAL	994 370	1 871 426	421 564	790 308
U.S. VIRGIN ISLANDS				
771 Electric Power Machinery And Parts	0	760	0	91 473
642 Paper And Paperboard Cut To Size/shape And Article Of Papers	0	12	0	649
LAINNYA	0	0	0	0
SUB TOTAL	0	772	0	92 122
SEYCHELLES				
232 Synthetic Rubber Latex, Synthetic/reclaimed Rubber	0	43 200	0	170 640
LAINNYA	0	0	0	0
SUB TOTAL	0	43 200	0	170 640
UGANDA				
263 Cotton	390 067	994 867	1 271 239	3 349 385
611 Leathers	15 929	27 946	180 131	307 957
689 Miscellaneous Non-ferrous Basemetals Employed In Metallurgy	0	5 000	0	184 650
LAINNYA	0	0	0	0
SUB TOTAL	405 996	1 027 813	1 451 370	3 841 992
CENTRAL AFRICAN REPUBLIC				
263 Cotton	364 589	388 773	853 238	928 415
LAINNYA	0	0	0	0
SUB TOTAL	364 589	388 773	853 238	928 415
NIGER				
874 Measuring, Checking, Analysing, And Controlling Instrument And Appar	11 032	11 032	11 649	11 649
778 Electrical Machinery And Apparatus	0	1 487	0	2 553
751 Office Machines	49	49	1 569	1 569
731 Machine Tools By Removing Metal	67	67	1 248	1 248
533 Pigments, Paints, Varnishes, And Related Materials	0	124	0	230
LAINNYA	0	86	0	167
SUB TOTAL	11 148	12 845	14 466	17 416

**I.6 IMPOR KOMODITI MENURUT NEGARA ASAL / IMPORT BY COUNTRY OF ORIGIN
DAN LIMA GOLONGAN BARANG (SITC) UTAMA / AND FIVE MAJOR SITC COMMODITY GROUP
** MARET / MARCH 2011 ****

Negara Asal/SITC/Uraian Golongan Barang <i>Country of Origin/SITC/group Description</i>	Berat Bersih / <i>Net Weight (Kg)</i>		Nilai CIF / <i>CIF Value (US\$)</i>	
	Bulan ini <i>Current month</i>	Kumulatif <i>Cum. Jan to date</i>	Bulan ini <i>Current month</i>	Kumulatif <i>Cum. Jan to date</i>
CHAD				
263 Cotton	0	34 185	0	60 857
LAINNYA	0	0	0	0
SUB TOTAL	0	34 185	0	60 857
DJIBOUTI				
282 Waste And Scrap Metal Of Iron/steel	140 370	174 970	65 272	81 361
LAINNYA	0	0	0	0
SUB TOTAL	140 370	174 970	65 272	81 361
SAINT HELENA				
679 Tubes, Pipes, Hollow Profile, Pipe Fitting Of Iron/steel	0	86	0	1 284
334 Petroleum Products, Refined	512	512	1 068	1 068
713 Internal Combustion Piston Engines And Parts	0	59	0	406
899 Other Miscellaneous Manufactured Articles	0	10	0	209
665 Glassware	0	12	0	102
LAINNYA	1	9	12	59
SUB TOTAL	513	688	1 080	3 128
SAO TOME AND PRINCIPE				
821 Furnitures And Parts	0	2	0	59
LAINNYA	0	0	0	0
SUB TOTAL	0	2	0	59
SWAZILAND				
516 Other Organic Chemicals	18 160	163 440	94 250	850 066
699 Manufactures Of Base Metals	522	1 879	22 753	54 245
776 Thermionic, Cold Cathode, And Photo Cathode Valves/tubes	0	131	0	13 150
772 Electrical Apparatus For Making And Breaking Electrical Circuits	71	259	1 896	11 325
682 Copper	0	303	0	11 091
LAINNYA	3 567	6 785	12 912	36 195
SUB TOTAL	22 320	172 797	131 811	976 072
SOUTH AFRICA				
251 Pulp And Waste Paper	22 143 168	79 391 052	25 491 841	93 636 431
282 Waste And Scrap Metal Of Iron/steel	25 828 740	61 646 448	11 572 676	25 939 615
061 Sugar, Molasses, And Honey	0	31 480 500	0	22 262 979
672 Ingots And Other Iron/steel In Primary Forms	17 666 332	18 024 870	10 489 137	10 707 845
684 Aluminium	851 948	4 098 679	2 219 939	10 150 017
LAINNYA	10 528 436	19 749 349	17 794 584	43 280 743
SUB TOTAL	77 018 624	214 390 898	67 568 177	205 977 630
ZIMBABWE				
263 Cotton	0	670 579	0	1 755 832
121 Tobacco, Unmanufactured And Refused	138 600	200 040	734 580	968 052
821 Furnitures And Parts	30	30	703	703
LAINNYA	0	0	0	0
SUB TOTAL	138 630	870 649	735 283	2 724 587
ZAMBIA				
121 Tobacco, Unmanufactured And Refused	0	15 089	0	130 360
263 Cotton	49 630	49 630	76 272	76 272
LAINNYA	0	0	0	0
SUB TOTAL	49 630	64 719	76 272	206 632
MALAWI				
263 Cotton	0	114 027	0	181 374
074 Tea And Mate	0	22 300	0	43 262
121 Tobacco, Unmanufactured And Refused	0	4 687	0	40 495
LAINNYA	0	0	0	0
SUB TOTAL	0	141 014	0	265 131

**I.6 IMPOR KOMODITI MENURUT NEGARA ASAL / IMPORT BY COUNTRY OF ORIGIN
DAN LIMA GOLONGAN BARANG (SITC) UTAMA / AND FIVE MAJOR SITC COMMODITY GROUP
** MARET / MARCH 2011 ****

Negara Asal/SITC/Uraian Golongan Barang <i>Country of Origin/SITC/group Description</i>	Berat Bersih / <i>Net Weight (Kg)</i>		Nilai CIF / <i>CIF Value (US\$)</i>	
	Bulan ini <i>Current month</i>	Kumulatif <i>Cum. Jan to date</i>	Bulan ini <i>Current month</i>	Kumulatif <i>Cum. Jan to date</i>
COMOROS				
232 Synthetic Rubber Latex, Synthetic/reclaimed Rubber	0	2	0	83
LAINNYA	0	0	0	0
SUB TOTAL	0	2	0	83
MAURITIUS				
282 Waste And Scrap Metal Of Iron/steel	842 825	1 984 305	323 314	772 361
845 Articles Of Apparel	1 202	3 649	47 831	134 078
844 Women's Coats/jackets, Knitted	446	930	22 259	39 513
034 Fish, Fresh, Chilled Or Frozen	0	56 360	0	39 452
522 Inorganic Chemical Elements, Oxides And Halogen Salts	0	20 240	0	14 168
LAINNYA	277	18 349	7 068	16 215
SUB TOTAL	844 750	2 083 833	400 472	1 015 787
RWANDA				
655 Knitted Or Crocheted Fabrics	5	5	53	53
LAINNYA	0	0	0	0
SUB TOTAL	5	5	53	53
VIRGIN ISLANDS (BRITISH)				
657 Special Yarns,textile Fabrics	101 599	174 860	1 008 242	1 678 139
232 Synthetic Rubber Latex, Synthetic/reclaimed Rubber	39 360	39 360	223 565	223 565
231 Natural Rubber Latex;natural Rubber And Similar Natural Gums	38 400	38 400	220 224	220 224
851 Footwears	1 721	9 735	26 797	101 518
611 Leathers	989	989	37 517	37 517
LAINNYA	1 192	1 398	37 732	39 455
SUB TOTAL	183 261	264 742	1 554 077	2 300 418
AUSTRALIA				
041 Wheat And Meslin, Unmilled	332 705 376	950 521 903	122 648 509	341 542 969
001 Live Animals Other Than Fish	9 885 967	33 325 175	26 053 992	83 403 775
684 Aluminium	11 375 820	29 601 142	30 173 509	77 332 776
022 Milk,cream, And Milk Products Other Than Butter Or Cheese	4 509 625	15 138 533	14 981 293	48 377 620
061 Sugar, Molasses, And Honey	2 731 660	65 129 186	2 930 031	47 617 616
LAINNYA	313 514 708	861 618 318	183 359 868	521 906 998
SUB TOTAL	674 723 156	1 955 334 257	380 147 202	1 120 181 754
NEW ZEALAND				
022 Milk,cream, And Milk Products Other Than Butter Or Cheese	4 443 436	12 714 366	20 031 987	53 972 109
251 Pulp And Waste Paper	13 009 036	42 318 010	6 503 580	20 415 681
011 Meat Of Bovine Animals Fresh, Chilled Or Frozen	2 231 698	5 536 446	7 919 806	19 589 734
024 Cheese And Curds	1 226 051	2 867 921	5 420 758	12 490 734
023 Butter And Other Fats From Milk	453 811	1 535 731	2 629 863	8 394 096
LAINNYA	23 889 716	59 087 720	19 881 233	50 536 228
SUB TOTAL	45 253 748	124 060 194	62 387 227	165 398 582
MICRONESIA, FED. STATES OF				
292 Crude Vegetable Materials	202	495	692	1 536
LAINNYA	0	0	0	0
SUB TOTAL	202	495	692	1 536
GUAM				
899 Other Miscellaneous Manufactured Articles	0	292	0	1 115
655 Knitted Or Crocheted Fabrics	0	9	0	11
LAINNYA	0	0	0	0
SUB TOTAL	0	301	0	1 126
NAURU				
772 Electrical Apparatus For Making And Breaking Electrical Circuits	0	16	0	69
LAINNYA	0	0	0	0
SUB TOTAL	0	16	0	69

**I.6 IMPOR KOMODITI MENURUT NEGARA ASAL / IMPORT BY COUNTRY OF ORIGIN
DAN LIMA GOLONGAN BARANG (SITC) UTAMA / AND FIVE MAJOR SITC COMMODITY GROUP
** MARET / MARCH 2011 ****

Negara Asal/SITC/Uraian Golongan Barang <i>Country of Origin/SITC/group Description</i>	Berat Bersih / <i>Net Weight (Kg)</i>		Nilai CIF / <i>CIF Value (US\$)</i>	
	Bulan ini <i>Current month</i>	Kumulatif <i>Cum. Jan to date</i>	Bulan ini <i>Current month</i>	Kumulatif <i>Cum. Jan to date</i>
NEW CALEDONIA				
684 Alumunium	0	7 400	0	31 979
728 Other Machines And Equipment Specialized For Particular Industry	1 265	1 629	11 057	30 295
874 Measuring, Checking, Analysing, And Controlling Instrument And Appar	0	1 062	0	13 666
778 Electrical Machinery And Apparatus	0	630	0	8 141
657 Special Yarns,textile Fabrics	581	581	3 863	3 863
LAINNYA	182	580	1 415	7 421
SUB TOTAL	2 028	11 882	16 335	95 365
SAINT VINCENT AND THE GRENADINES				
752 Automatic Data Processing Machines And Their Units	0	8 000	0	171 194
679 Tubes, Pipes, Hollow Profile, Pipe Fitting Of Iron/steel	0	7 676	0	55 671
772 Electrical Apparatus For Making And Breaking Electrical Circuits	0	14 496	0	30 923
716 Rotating Electric Plants And Parts	0	5 754	0	23 496
741 Heating And Cooling Equipments And Parts	0	5 415	0	23 238
LAINNYA	44 320	103 082	15 423	159 804
SUB TOTAL	44 320	144 423	15 423	464 326
BRITISH INDIAN OCEAN TERRITORY				
652 Cotton Fabrics, Woven	1 145	1 145	33 344	33 344
533 Pigments, Paints, Varnishes, And Related Materials	0	657	0	16 306
728 Other Machines And Equipment Specialized For Particular Industry	0	1 250	0	12 297
653 Fabrics, Woven, Of Man-made Fibres	365	365	10 614	10 614
LAINNYA	0	0	0	0
SUB TOTAL	1 510	3 417	43 958	72 561
AMERICAN SAMOA				
744 Mechanical Handling Equipments And Parts	0	112 076	0	1 136 106
653 Fabrics, Woven, Of Man-made Fibres	891	1 451	834 294	845 423
592 Starches, Inulin, And Wheat Glutenal Buminoidal Substances; Glues	19 139	34 240	277 750	392 758
743 Pumps, Compressors, Fans, Blowers, Centrifuges, And Parts	263 741	557 277	164 333	340 096
575 Other Plastics In Primary Forms	4 100	103 100	32 800	112 990
LAINNYA	63 019	190 737	47 435	234 757
SUB TOTAL	350 890	998 881	1 356 612	3 062 130
COOK ISLANDS				
747 Taps, Cocks, And Valves For Pipes	5	5	228	228
LAINNYA	0	0	0	0
SUB TOTAL	5	5	228	228
FIJI				
282 Waste And Scrap Metal Of Iron/steel	0	745 540	0	231 237
081 Feeding Stuff For Animals	97 320	214 490	87 588	190 215
712 Steam Or Other Generating Boilers And Parts	0	1 150	0	106 976
292 Crude Vegetable Materials	0	400	0	100 839
653 Fabrics, Woven, Of Man-made Fibres	0	1	0	1
LAINNYA	0	2	0	2
SUB TOTAL	97 320	961 583	87 588	629 270
KIRIBATI				
581 Tubes, Pipes, And Hoses Of Plastics	0	3	0	34
LAINNYA	0	0	0	0
SUB TOTAL	0	3	0	34
MARSHALL ISLANDS				
881 Photographic Apparatus And Equipments	4	4	228	228
LAINNYA	0	0	0	0
SUB TOTAL	4	4	228	228
SOLOMON ISLANDS				
072 Cocoa	330 000	495 000	1 002 016	1 512 270
246 Wood In Chips Or Particles And Waste	0	3 560 000	0	390 762
LAINNYA	0	0	0	0
SUB TOTAL	330 000	4 055 000	1 002 016	1 903 032

**I.6 IMPOR KOMODITI MENURUT NEGARA ASAL / IMPORT BY COUNTRY OF ORIGIN
DAN LIMA GOLONGAN BARANG (SITC) UTAMA / AND FIVE MAJOR SITC COMMODITY GROUP
** MARET / MARCH 2011 ****

Negara Asal/SITC/Uraian Golongan Barang <i>Country of Origin/SITC/group Description</i>	Berat Bersih / <i>Net Weight (Kg)</i>		Nilai CIF / <i>CIF Value (US\$)</i>	
	Bulan ini <i>Current month</i>	Kumulatif <i>Cum. Jan to date</i>	Bulan ini <i>Current month</i>	Kumulatif <i>Cum. Jan to date</i>
CHRISTMAS ISLANDS				
772 Electrical Apparatus For Making And Breaking Electrical Circuits	0	278	0	14 986
747 Taps, Cocks, And Valves For Pipes	225	225	2 966	2 966
LAINNYA	0	0	0	0
SUB TOTAL	225	503	2 966	17 952
COCOS (KEELING) ISLANDS				
629 Articles Of Rubbers	0	9	0	770
699 Manufactures Of Base Metals	0	114	0	709
728 Other Machines And Equipment Specialized For Particular Industry	0	2	0	210
778 Electrical Machinery And Apparatus	0	1	0	60
LAINNYA	0	0	0	0
SUB TOTAL	0	126	0	1 749
TOKELAU				
653 Fabrics, Woven, Of Man-made Fibres	0	86	0	1 030
743 Pumps, Compressors, Fans, Blowers, Centrifuges, And Parts	136	136	514	514
LAINNYA	0	0	0	0
SUB TOTAL	136	222	514	1 544
EAST TIMOR				
713 Internal Combustion Piston Engines And Parts	0	25	0	2 087
663 Mineral Manufactures	270	270	722	722
LAINNYA	0	0	0	0
SUB TOTAL	270	295	722	2 809
UNITED STATES				
792 Aircraft And Associated Equipments And Parts	200 235	390 108	174 738 232	326 896 393
222 Oil Seeds Use For Extraction Ofsoft Fixed Vegetable Oils	75 270 513	485 251 651	45 945 415	269 878 564
263 Cotton	29 444 058	75 774 887	93 600 783	220 747 406
723 Civil Engineering And Contractor Plants And Equipments/parts	2 044 645	5 957 242	32 772 997	100 609 355
081 Feeding Stuff For Animals	67 099 580	183 739 518	35 521 048	95 547 794
LAINNYA	349 552 582	800 831 077	489 015 936	1 279 747 499
SUB TOTAL	523 611 613	1 551 944 483	871 594 411	2 293 427 011
CANADA				
562 Fertilizers, Manufactured	170 769 000	374 606 000	70 013 040	152 973 750
041 Wheat And Meslin, Unmilled	61 475 830	211 817 368	28 864 758	94 421 361
251 Pulp And Waste Paper	38 405 287	101 458 868	29 553 663	77 999 792
792 Aircraft And Associated Equipments And Parts	7 102	97 928	7 487 640	33 620 385
723 Civil Engineering And Contractor Plants And Equipments/parts	134 143	347 994	2 883 120	7 180 477
LAINNYA	11 315 450	37 435 994	20 462 062	56 089 666
SUB TOTAL	282 106 812	725 764 152	159 264 283	422 285 431
MEXICO				
764 Telecommunication Equipments And Parts	40 280	86 335	15 847 716	34 681 591
263 Cotton	547 628	2 048 616	1 645 539	5 318 306
752 Automatic Data Processing Machines And Their Units	3 530	121 971	560 257	5 050 991
679 Tubes, Pipes, Hollow Profile, Pipe Fitting Of Iron/steel	19 967	1 737 512	125 035	4 552 205
759 Parts And Accessories For Machine Of Heading 751 Or 752	2 277	66 072	562 715	3 206 395
LAINNYA	2 289 645	6 083 559	7 507 043	19 877 545
SUB TOTAL	2 903 327	10 144 065	26 248 305	72 687 033
GUATEMALA				
061 Sugar, Molasses, And Honey	0	50 350 000	0	35 308 890
724 Textile/leather Machinery And Parts	0	45 079	0	155 984
651 Textile Yarns	0	18 299	0	60 033
657 Special Yarns,textile Fabrics	0	7 500	0	26 946
551 Essential Oils, Perfumes, And Flavour Materials	0	20	0	6 929
LAINNYA	1 125	3 890	5 025	8 819
SUB TOTAL	1 125	50 424 788	5 025	35 567 601

**I.6 IMPOR KOMODITI MENURUT NEGARA ASAL / IMPORT BY COUNTRY OF ORIGIN
DAN LIMA GOLONGAN BARANG (SITC) UTAMA / AND FIVE MAJOR SITC COMMODITY GROUP
** MARET / MARCH 2011 ****

Negara Asal/SITC/Uraian Golongan Barang <i>Country of Origin/SITC/group Description</i>	Berat Bersih / <i>Net Weight (Kg)</i>		Nilai CIF / <i>CIF Value (US\$)</i>	
	Bulan ini <i>Current month</i>	Kumulatif <i>Cum. Jan to date</i>	Bulan ini <i>Current month</i>	Kumulatif <i>Cum. Jan to date</i>
HONDURAS				
653 Fabrics, Woven, Of Man-made Fibres	11 489	11 489	112 438	112 438
579 Waste And Scrap Of Plastics	0	326 718	0	91 017
845 Articles Of Apparel	347	366	15 662	17 188
773 Equipment For Distributing Electricity	250	1 218	4 397	16 708
771 Electric Power Machinery And Parts	4	4	919	919
LAINNYA	8	13	506	703
SUB TOTAL	12 098	339 808	133 922	238 973
NICARAGUA				
724 Textile/leather Machinery And Parts	33	433	110	2 420
843 Men's Coats/jackets, Knitted	0	2	0	96
LAINNYA	0	0	0	0
SUB TOTAL	33	435	110	2 516
PANAMA				
793 Ships, Boats, And Floating Structures	3 960 000	3 960 000	1 200 000	1 200 000
282 Waste And Scrap Metal Of Iron/steel	915 398	915 398	392 324	392 324
598 Miscellaneous Chemical Products	0	45 436	0	376 353
575 Other Plastics In Primary Forms	10 574	37 612	59 432	290 967
874 Measuring, Checking, Analysing, And Controlling Instrument And Appar	2 013	2 403	20 493	62 052
LAINNYA	6 110	34 927	62 818	176 104
SUB TOTAL	4 894 095	4 995 776	1 735 067	2 497 800
CUBA				
542 Medicaments, Including Veterinary Medicaments	84	182	183 456	225 360
LAINNYA	0	0	0	0
SUB TOTAL	84	182	183 456	225 360
SURINAME				
248 Wood, simply Worked And Railway Sleeper Of Wood	0	58 200	0	44 977
282 Waste And Scrap Metal Of Iron/steel	0	66 740	0	28 565
LAINNYA	0	0	0	0
SUB TOTAL	0	124 940	0	73 542
CHILE				
251 Pulp And Waste Paper	5 759 418	21 056 522	4 735 950	17 228 817
682 Copper	701 719	1 401 247	6 608 109	12 832 594
562 Fertilizers, Manufactured	1 534 000	3 822 000	1 112 800	2 766 400
784 Parts And Accessories Of The Motor Vehicles	103 320	172 200	1 284 632	2 232 515
411 Animal Oils And Fats	645 520	1 372 855	939 569	1 893 026
LAINNYA	2 087 162	5 679 840	2 117 537	4 631 470
SUB TOTAL	10 831 139	33 504 664	16 798 597	41 584 822
VENEZUELA				
685 Lead	46 752	94 971	99 577	202 278
541 Medicinal And Pharmaceutical Products	0	755	0	50 970
514 Nitrogen-function Compounds	0	4 050	0	18 630
747 Taps, Cocks, And Valves For Pipes	0	742	0	14 975
716 Rotating Electric Plants And Parts	2	2	256	256
LAINNYA	4	11	223	291
SUB TOTAL	46 758	100 531	100 056	287 400
ARGENTINA				
081 Feeding Stuff For Animals	118 216 980	412 631 713	57 338 249	195 201 043
679 Tubes, Pipes, Hollow Profile, Pipe Fitting Of Iron/steel	16 642	4 755 863	29 499	7 580 773
263 Cotton	0	1 423 840	0	3 433 319
022 Milk, cream, And Milk Products Other Than Butter Or Cheese	300 000	950 000	789 276	2 424 258
512 Alcohols, phenols, phenol-alcohols And Their Halogenated	2 262 200	7 325 400	798 215	1 944 973
LAINNYA	1 683 879	3 146 148	3 571 668	7 518 249
SUB TOTAL	122 479 701	430 232 964	62 526 907	218 102 615

**I.6 IMPOR KOMODITI MENURUT NEGARA ASAL / IMPORT BY COUNTRY OF ORIGIN
DAN LIMA GOLONGAN BARANG (SITC) UTAMA / AND FIVE MAJOR SITC COMMODITY GROUP
** MARET / MARCH 2011 ****

Negara Asal/SITC/Uraian Golongan Barang <i>Country of Origin/SITC/group Description</i>	Berat Bersih / <i>Net Weight (Kg)</i>		Nilai CIF / <i>CIF Value (US\$)</i>	
	Bulan ini <i>Current month</i>	Kumulatif <i>Cum. Jan to date</i>	Bulan ini <i>Current month</i>	Kumulatif <i>Cum. Jan to date</i>
BRAZIL				
061 Sugar, Molasses, And Honey	0	129 571 110	0	85 849 260
281 Iron Ore And Concentrates	0	308 567 234	0	65 826 688
263 Cotton	5 596 573	25 582 292	13 983 902	62 159 991
044 Maize, Unmilled	8 000 000	177 015 613	2 740 000	52 703 456
723 Civil Engineering And Contractor Plants And Equipments/parts	843 060	1 094 675	9 099 690	11 629 275
LAINNYA	10 144 007	63 552 584	31 666 630	112 904 277
SUB TOTAL	24 583 640	705 383 508	57 490 222	391 072 947
COLOMBIA				
542 Medicaments, Including Veterinary Medicaments	806	1 489	467 944	1 103 569
591 Disinfectants, Insecticides, And Fungicides Put In Forms	48 000	172 798	217 356	909 093
522 Inorganic Chemical Elements, Oxides And Halogen Salts	0	832 000	0	877 137
325 Coke And Semi Coke Of Coal/lignite/peat	540 848	1 305 472	224 993	531 852
611 Leathers	2 830	13 087	46 301	229 511
LAINNYA	53 683	292 739	152 954	704 637
SUB TOTAL	646 167	2 617 585	1 109 548	4 355 799
BOLIVIA				
522 Inorganic Chemical Elements, Oxides And Halogen Salts	0	168 000	0	109 200
533 Pigments, Paints, Varnishes, And Related Materials	50	50	1 770	1 770
LAINNYA	0	0	0	0
SUB TOTAL	50	168 050	1 770	110 970
URUGUAY				
248 Wood, simply Worked And Railway Sleeper Of Wood	526 639	1 726 206	376 818	1 455 001
629 Articles Of Rubbers	6 489	9 456	63 346	96 781
554 Soap, cleansing And Polishing Preparations	7 010	14 065	41 353	60 199
611 Leathers	23 122	23 122	34 078	34 078
597 Additive For Mineral Oils	1 335	10 942	6 145	31 810
LAINNYA	16	22 797	932	28 337
SUB TOTAL	564 611	1 806 588	522 672	1 706 206
PARAGUAY				
263 Cotton	0	298 776	0	1 034 131
121 Tobacco, Unmanufactured And Refused	0	36 593	0	91 304
551 Essential Oils, Perfumes, And Flavour Materials	63	783	1 113	23 243
635 Wood Manufactures	0	10 850	0	12 281
098 Edible Products And Preparations	0	130	0	5 200
LAINNYA	0	0	0	0
SUB TOTAL	63	347 132	1 113	1 166 159
ECUADOR				
411 Animal Oils And Fats	98 176	172 028	117 811	206 433
743 Pumps, Compressors, Fans, Blowers, Centrifuges, And Parts	2 082	5 213	49 911	114 929
121 Tobacco, Unmanufactured And Refused	1 836	3 227	30 946	59 468
747 Taps, Cocks, And Valves For Pipes	127	191	32 690	54 134
265 Vegetable Textile Fibres, raw Or Processed; waste Of These Fibres	9 375	9 375	3 855	3 855
LAINNYA	3	231	1 674	6 374
SUB TOTAL	111 599	190 265	236 887	445 193
PERU				
057 Fruit And Nut; Fresh Or Dried	1 700 562	3 683 042	3 490 958	7 536 447
562 Fertilizers, Manufactured	0	49 402 200	0	6 175 276
081 Feeding Stuff For Animals	1 242 858	3 231 122	1 893 119	4 928 907
523 Metallic salts And Peroxysalts	498 200	498 200	269 028	269 028
054 Vegetables, Fresh, Chilled, Frozen Or Simply Preserved	0	256 616	0	169 277
LAINNYA	1 850	184 921	74 346	475 440
SUB TOTAL	3 443 470	57 256 101	5 727 451	19 554 375
GUYANA				
792 Aircraft And Associated Equipments And Parts	0	18	0	13 979
LAINNYA	0	0	0	0
SUB TOTAL	0	18	0	13 979

**I.6 IMPOR KOMODITI MENURUT NEGARA ASAL / IMPORT BY COUNTRY OF ORIGIN
DAN LIMA GOLONGAN BARANG (SITC) UTAMA / AND FIVE MAJOR SITC COMMODITY GROUP
** MARET / MARCH 2011 ****

Negara Asal/SITC/Uraian Golongan Barang <i>Country of Origin/SITC/group Description</i>	Berat Bersih / <i>Net Weight (Kg)</i>		Nilai CIF / <i>CIF Value (US\$)</i>	
	Bulan ini <i>Current month</i>	Kumulatif <i>Cum. Jan to date</i>	Bulan ini <i>Current month</i>	Kumulatif <i>Cum. Jan to date</i>
TRINIDAD AND TOBAGO				
251 Pulp And Waste Paper	0	127 685	0	31 666
899 Other Miscellaneous Manufactured Articles	0	780	0	26 532
LAINNYA	0	0	0	0
SUB TOTAL	0	128 465	0	58 198
BAHAMAS				
282 Waste And Scrap Metal Of Iron/steel	0	559 438	0	214 240
778 Electrical Machinery And Apparatus	183	183	26 364	26 364
728 Other Machines And Equipment Specialized For Particular Industry	126	126	18 205	18 205
735 Parts Of Machine Tools	71	71	10 178	10 178
112 Alcoholic Beverages	350	350	2 339	2 339
LAINNYA	0	1	0	17
SUB TOTAL	730	560 169	57 086	271 343
JAMAICA				
251 Pulp And Waste Paper	37 500	55 400	16 875	24 930
655 Knitted Or Crocheted Fabrics	1	1	2	2
LAINNYA	0	0	0	0
SUB TOTAL	37 501	55 401	16 877	24 932
PUERTO RICO				
282 Waste And Scrap Metal Of Iron/steel	1 631 327	6 480 991	666 678	2 249 461
515 Organo-inorganic And Heterocyclic Compounds	0	2 443	0	929 637
776 Thermionic, Cold Cathode, And Photo Cathode Valves/tubes	915	4 514	79 759	646 393
542 Medicaments, Including Veterinary Medicaments	0	923	0	431 679
541 Medicinal And Pharmaceutical Products	104	104	206 034	206 034
LAINNYA	1 615	3 391	103 344	293 246
SUB TOTAL	1 633 961	6 492 366	1 055 815	4 756 450
BELIZE				
652 Cotton Fabrics, Woven	600	600	12 187	12 187
523 Metallicsalts And Peroxysalts	0	24 000	0	10 080
778 Electrical Machinery And Apparatus	0	46	0	1 496
598 Miscellaneous Chemical Products	0	1	0	2
LAINNYA	0	0	0	0
SUB TOTAL	600	24 647	12 187	23 765
DOMINICAN REPUBLIC				
282 Waste And Scrap Metal Of Iron/steel	485 289	1 509 149	208 863	634 090
122 Tobacco, Manufactured	36 563	36 563	79 004	79 004
579 Waste And Scrap Of Plastics	54 249	54 249	39 331	39 331
774 Electrical Apparatus For Medical Purposes And Radiological Apparatus	16	116	4 523	11 608
872 Medical Instruments And Appliances	69	69	8 322	8 322
LAINNYA	97	98	10 779	11 565
SUB TOTAL	576 283	1 600 244	350 822	783 920
EL SALVADOR				
845 Articles Of Apparel	20	586	902	2 339
844 Women's Coats/jackets, Knitted	2	2	80	80
656 Tulle,lace,embroidery,ribbons,trimmings And Other Small Wares	0	7	0	64
LAINNYA	0	0	0	0
SUB TOTAL	22	595	982	2 483
COSTA RICA				
759 Parts And Accessories For Machine Of Heading 751 Or 752	1 686	1 810	231 721	356 703
611 Leathers	10 823	18 531	184 139	323 603
223 Oil Seeds Use For Extraction Of Other Fixed Vegetable Oils	0	337	0	77 385
745 Other Non-electical Machinery, Tools, And Mechanical Apparatus	5 107	5 107	35 803	35 803
772 Electrical Apparatus For Making And Breaking Electrical Circuits	2 942	3 843	12 602	19 985
LAINNYA	1 650	2 587	15 545	46 617
SUB TOTAL	22 208	32 215	479 810	860 096

**I.6 IMPOR KOMODITI MENURUT NEGARA ASAL / IMPORT BY COUNTRY OF ORIGIN
DAN LIMA GOLONGAN BARANG (SITC) UTAMA / AND FIVE MAJOR SITC COMMODITY GROUP
** MARET / MARCH 2011 ****

Negara Asal/SITC/Uraian Golongan Barang <i>Country of Origin/SITC/group Description</i>	Berat Bersih / <i>Net Weight (Kg)</i>		Nilai CIF / <i>CIF Value (US\$)</i>	
	Bulan ini <i>Current month</i>	Kumulatif <i>Cum. Jan to date</i>	Bulan ini <i>Current month</i>	Kumulatif <i>Cum. Jan to date</i>
HAITI				
282 Waste And Scrap Metal Of Iron/steel	1 360 272	1 360 272	559 792	559 792
551 Essential Oils, Perfumes, And Flavour Materials	0	20	0	2 271
764 Telecommunication Equipments And Parts	0	5	0	2 107
845 Articles Of Apparel	6	6	251	251
LAINNYA	0	0	0	0
SUB TOTAL	1 360 278	1 360 303	560 043	564 421
BARBADOS				
282 Waste And Scrap Metal Of Iron/steel	119 390	328 820	45 368	124 951
575 Other Plastics In Primary Forms	2 000	2 000	5 400	5 400
LAINNYA	0	0	0	0
SUB TOTAL	121 390	330 820	50 768	130 351
ANTIGUA AND BARBUDA				
642 Paper And Paperboard Cut To Size/shape And Article Of Papers	0	5 910	0	4 568
LAINNYA	0	0	0	0
SUB TOTAL	0	5 910	0	4 568
CAPE VERDE				
894 Baby Carriages, Toys, Games, And Sporting Goods	0	11 825	0	4 793
747 Taps, Cocks, And Valves For Pipes	1	1	20	20
LAINNYA	0	0	0	0
SUB TOTAL	1	11 826	20	4 813
DOMINICA				
551 Essential Oils, Perfumes, And Flavour Materials	0	427	0	6 660
874 Measuring, Checking, Analysing, And Controlling Instrument And Appar	0	60	0	1 204
692 Metal Containers For Storage And Transportations	0	1	0	326
735 Parts Of Machine Tools	0	1	0	114
LAINNYA	0	0	0	0
SUB TOTAL	0	489	0	8 304
FRENCH GUIANA				
248 Wood, simply Worked And Railway Sleeper Of Wood	0	18 843	0	9 469
LAINNYA	0	0	0	0
SUB TOTAL	0	18 843	0	9 469
FRENCH POLYNESIA				
682 Copper	37	37	3 339	3 339
LAINNYA	0	0	0	0
SUB TOTAL	37	37	3 339	3 339
GREENLAND				
036 Crustaceans, Molluscs, And Aquatic Invertebrates	19 600	58 388	100 314	291 542
655 Knitted Or Crocheted Fabrics	0	17	0	594
845 Articles Of Apparel	0	1	0	16
892 Printed Matter	0	1	0	16
LAINNYA	0	0	0	0
SUB TOTAL	19 600	58 407	100 314	292 168
MARTINIQUE				
282 Waste And Scrap Metal Of Iron/steel	0	229 670	0	59 714
LAINNYA	0	0	0	0
SUB TOTAL	0	229 670	0	59 714
NETHERLANDS ANTILLES				
793 Ships, Boats, And Floating Structures	0	638 000	0	3 904 425
334 Petroleum Products, Refined	49 500	78 300	135 736	216 472
575 Other Plastics In Primary Forms	16 524	36 549	96 291	200 221
641 Papers And Paperboards	19 461	20 961	47 644	60 769
335 Residual Petroleum Products, And Related Materials	18 000	18 000	20 380	20 380
LAINNYA	67	2 057	2 808	13 504
SUB TOTAL	103 552	793 867	302 859	4 415 771

**I.6 IMPOR KOMODITI MENURUT NEGARA ASAL / IMPORT BY COUNTRY OF ORIGIN
DAN LIMA GOLONGAN BARANG (SITC) UTAMA / AND FIVE MAJOR SITC COMMODITY GROUP
** MARET / MARCH 2011 ****

Negara Asal/SITC/Uraian Golongan Barang <i>Country of Origin/SITC/group Description</i>	Berat Bersih / <i>Net Weight (Kg)</i>		Nilai CIF / <i>CIF Value (US\$)</i>	
	Bulan ini <i>Current month</i>	Kumulatif <i>Cum. Jan to date</i>	Bulan ini <i>Current month</i>	Kumulatif <i>Cum. Jan to date</i>
NORFOLK ISLANDS				
598 Miscellaneous Chemical Products	28 960	42 240	154 650	229 722
LAINNYA	0	0	0	0
SUB TOTAL	28 960	42 240	154 650	229 722
SAN MARINO				
772 Electrical Apparatus For Making And Breaking Electrical Circuits	0	375	0	5 478
LAINNYA	0	0	0	0
SUB TOTAL	0	375	0	5 478
GUADELOUPE				
724 Textile/leather Machinery And Parts	0	2	0	592
699 Manufactures Of Base Metals	0	1	0	5
LAINNYA	0	0	0	0
SUB TOTAL	0	3	0	597
UNITED KINGDOM				
792 Aircraft And Associated Equipments And Parts	9 448	16 229	14 152 010	22 250 095
251 Pulp And Waste Paper	29 145 780	72 866 291	7 042 936	17 126 508
723 Civil Engineering And Contractor Plants And Equipments/parts	457 267	790 502	6 101 743	9 743 921
716 Rotating Electric Plants And Parts	278 317	734 638	3 730 608	9 401 792
782 Motor Vehicle For The Transportation Of Goods	414 146	675 304	4 319 961	7 066 571
LAINNYA	12 538 192	37 014 023	55 409 511	142 060 943
SUB TOTAL	42 843 150	112 096 987	90 756 769	207 649 830
NETHERLANDS				
782 Motor Vehicle For The Transportation Of Goods	321 413	1 586 169	3 031 019	14 491 769
022 Milk,cream, And Milk Products Other Than Butter Or Cheese	3 485 837	6 929 532	7 907 624	14 486 424
098 Edible Products And Preparations	643 595	1 115 361	5 316 885	9 280 877
515 Organo-inorganic And Heterocyclic Compounds	542 385	2 163 917	1 862 401	6 543 075
727 Food Processing Machines And Parts	67 068	196 944	2 271 736	5 329 589
LAINNYA	14 468 863	45 136 194	36 838 004	96 765 871
SUB TOTAL	19 529 161	57 128 117	57 227 669	146 897 605
FRANCE				
792 Aircraft And Associated Equipments And Parts	76 594	238 346	50 028 989	167 022 810
723 Civil Engineering And Contractor Plants And Equipments/parts	1 317 984	2 753 279	15 202 773	32 448 572
679 Tubes, Pipes, Hollow Profile, Pipe Fitting Of Iron/steel	5 271 375	12 284 750	9 220 708	22 555 559
251 Pulp And Waste Paper	11 422 600	30 872 776	7 800 915	21 002 499
022 Milk,cream, And Milk Products Other Than Butter Or Cheese	3 104 856	6 603 834	7 366 652	12 362 520
LAINNYA	11 055 077	35 623 196	64 444 088	191 219 369
SUB TOTAL	32 248 486	88 376 181	154 064 125	446 611 329
GERMANY, FED. REP. OF				
728 Other Machines And Equipment Specialized For Particular Industry	934 526	4 437 995	31 404 753	114 260 236
784 Parts And Accessories Of The Motor Vehicles	2 174 654	5 106 769	16 957 776	34 098 830
776 Thermionic, Cold Cathode, And Photo Cathode Valves/tubes	17 445	63 622	10 197 628	33 181 008
724 Textile/leather Machinery And Parts	333 167	1 514 451	9 444 698	28 494 299
716 Rotating Electric Plants And Parts	241 281	1 194 629	4 421 876	27 753 012
LAINNYA	59 462 580	170 853 948	225 666 783	553 368 070
SUB TOTAL	63 163 653	183 171 414	298 093 514	791 155 455
AUSTRIA				
776 Thermionic, Cold Cathode, And Photo Cathode Valves/tubes	22 911	58 971	11 233 926	27 988 062
641 Papers And Paperboards	3 324 267	7 661 434	4 738 840	10 597 078
716 Rotating Electric Plants And Parts	87 831	262 262	4 281 378	10 531 090
728 Other Machines And Equipment Specialized For Particular Industry	7 217	158 340	174 937	4 366 776
772 Electrical Apparatus For Making And Breaking Electrical Circuits	15 015	28 936	894 997	2 925 567
LAINNYA	2 200 144	5 452 660	13 653 777	28 017 581
SUB TOTAL	5 657 385	13 622 603	34 977 855	84 426 154

**I.6 IMPOR KOMODITI MENURUT NEGARA ASAL / IMPORT BY COUNTRY OF ORIGIN
DAN LIMA GOLONGAN BARANG (SITC) UTAMA / AND FIVE MAJOR SITC COMMODITY GROUP
** MARET / MARCH 2011 ****

Negara Asal/SITC/Uraian Golongan Barang <i>Country of Origin/SITC/group Description</i>	Berat Bersih / <i>Net Weight (Kg)</i>		Nilai CIF / <i>CIF Value (US\$)</i>	
	Bulan ini <i>Current month</i>	Kumulatif <i>Cum. Jan to date</i>	Bulan ini <i>Current month</i>	Kumulatif <i>Cum. Jan to date</i>
BELGIUM				
515 Organo-inorganic And Heterocyclic Compounds	1 758 493	5 119 656	6 631 215	19 229 743
724 Textile/leather Machinery And Parts	308 942	572 519	4 302 054	6 502 466
251 Pulp And Waste Paper	9 361 230	27 765 740	2 185 511	6 397 579
574 Poliacetals And Polycarbons In Primary Forms	1 401 297	2 247 551	3 897 222	6 173 818
575 Other Plastics In Primary Forms	729 709	1 813 422	2 821 841	6 124 554
LAINNYA	15 146 111	37 160 372	35 543 842	86 499 460
SUB TOTAL	28 705 782	74 679 260	55 381 685	130 927 620
SWITZERLAND				
724 Textile/leather Machinery And Parts	469 335	1 253 612	11 624 273	23 778 212
714 Engines And Motors, Non-electric And Parts	6 117	12 326	11 559 755	18 844 249
772 Electrical Apparatus For Making And Breaking Electrical Circuits	11 283	45 552	895 837	8 058 665
533 Pigments, Paints, Varnishes, And Related Materials	74 387	177 398	2 465 435	7 950 886
741 Heating And Cooling Equipments And Parts	1 942	241 654	216 517	7 097 547
LAINNYA	11 593 275	21 654 088	28 035 023	72 527 169
SUB TOTAL	12 156 339	23 384 630	54 796 840	138 256 728
LUXEMBOURG				
676 Iron/steel Bars, Rods, Angels, Shaped And Sections	139 552	190 482	235 992	361 722
728 Other Machines And Equipment Specialized For Particular Industry	22	1 691	1 561	316 290
672 Ingots And Other Iron/steel In Primary Forms	0	110 167	0	143 033
657 Special Yarns,textile Fabrics	4 692	6 731	46 108	67 354
683 Nickel	2 000	2 000	53 840	53 840
LAINNYA	75 677	246 617	48 592	259 979
SUB TOTAL	221 943	557 688	386 093	1 202 218
MONACO				
553 Perfumery, Cosmetics, And Toilet Preparations	200	710	8 813	24 677
551 Essential Oils, Perfumes, And Flavour Materials	483	571	8 160	9 180
541 Medicinal And Pharmaceutical Products	198	447	3 339	5 981
575 Other Plastics In Primary Forms	169	342	2 855	4 712
513 Carboxylic Acids,and Their Anhydrides,halides,peroxides	178	281	3 000	4 064
LAINNYA	50	255	610	2 935
SUB TOTAL	1 278	2 606	26 777	51 549
DENMARK				
728 Other Machines And Equipment Specialized For Particular Industry	104 967	1 494 435	1 845 033	30 916 708
727 Food Processing Machines And Parts	27 906	177 757	3 151 673	8 236 509
542 Medicaments, Including Veterinary Medicaments	4 405	12 854	1 463 081	5 020 621
793 Ships, Boats, And Floating Structures	2 984 000	4 121 046	3 120 000	4 122 824
741 Heating And Cooling Equipments And Parts	30 998	192 691	1 028 505	3 878 561
LAINNYA	896 650	2 519 395	6 849 069	17 027 433
SUB TOTAL	4 048 926	8 518 178	17 457 361	69 202 656
NORWAY				
562 Fertilizers, Manufactured	15 821 456	30 648 971	9 011 742	16 943 658
744 Mechanical Handling Equipments And Parts	185 799	324 446	5 293 434	8 834 262
773 Equipment For Distributing Electricity	160	537 294	17 240	5 397 977
251 Pulp And Waste Paper	3 264 630	7 945 849	1 340 747	3 824 316
621 Materials Of Rubber	530	986 534	12 356	3 394 118
LAINNYA	1 411 219	4 043 342	7 198 014	18 637 343
SUB TOTAL	20 683 794	44 486 436	22 873 533	57 031 674
SWEDEN				
764 Telecommunication Equipments And Parts	95 306	275 551	12 242 464	52 334 350
782 Motor Vehicle For The Transportation Of Goods	2 141 951	4 548 329	21 640 759	46 544 458
641 Papers And Paperboards	3 814 728	13 554 966	4 343 601	14 213 378
251 Pulp And Waste Paper	3 528 854	10 067 970	2 323 155	6 429 304
783 Road Motor Vehicles	145 616	483 277	2 136 066	6 228 680
LAINNYA	5 271 555	14 004 112	27 902 307	68 506 640
SUB TOTAL	14 998 010	42 934 205	70 588 352	194 256 810

**I.6 IMPOR KOMODITI MENURUT NEGARA ASAL / IMPORT BY COUNTRY OF ORIGIN
DAN LIMA GOLONGAN BARANG (SITC) UTAMA / AND FIVE MAJOR SITC COMMODITY GROUP
** MARET / MARCH 2011 ****

Negara Asal/SITC/Uraian Golongan Barang <i>Country of Origin/SITC/group Description</i>	Berat Bersih / <i>Net Weight (Kg)</i>		Nilai CIF / <i>CIF Value (US\$)</i>	
	Bulan ini <i>Current month</i>	Kumulatif <i>Cum. Jan to date</i>	Bulan ini <i>Current month</i>	Kumulatif <i>Cum. Jan to date</i>
FINLAND				
764 Telecommunication Equipments And Parts	40 127	108 847	10 009 880	27 034 588
641 Papers And Paperboards	2 156 317	6 583 686	2 385 695	7 370 926
716 Rotating Electric Plants And Parts	150 369	280 509	2 054 280	5 968 800
251 Pulp And Waste Paper	1 968 015	5 881 073	1 088 103	3 543 740
725 Papermill/pulpmill Machinery And Paper Cutting Machines	1 809	69 093	217 956	3 366 502
LAINNYA	1 701 666	3 520 376	8 639 189	23 325 997
SUB TOTAL	6 018 303	16 443 584	24 395 103	70 610 553
IRELAND				
098 Edible Products And Preparations	87 720	115 842	2 389 296	3 336 200
542 Medicaments, Including Veterinary Medicaments	512	4 612	81 892	2 768 844
551 Essential Oils, Perfumes, And Flavour Materials	167 614	267 399	1 683 218	2 452 889
752 Automatic Data Processing Machines And Their Units	289	5 717	102 503	1 369 452
251 Pulp And Waste Paper	998 170	3 900 420	251 716	986 534
LAINNYA	537 303	925 033	2 071 068	6 084 181
SUB TOTAL	1 791 608	5 219 023	6 579 693	16 998 100
ITALY				
679 Tubes, Pipes, Hollow Profile, Pipe Fitting Of Iron/steel	7 090 104	13 096 848	13 551 836	24 931 144
745 Other Non-electical Machinery, Tools, And Mechanical Apparatus	54 743	267 292	3 419 216	21 424 528
728 Other Machines And Equipment Specialized For Particular Industry	303 581	668 696	8 751 179	18 899 073
251 Pulp And Waste Paper	28 476 499	70 130 301	6 897 656	16 528 432
724 Textile/leather Machinery And Parts	180 540	655 810	4 468 888	14 222 176
LAINNYA	10 511 274	28 978 530	66 996 193	170 412 540
SUB TOTAL	46 616 741	113 797 477	104 084 968	266 417 893
SPAIN				
728 Other Machines And Equipment Specialized For Particular Industry	6 247	1 202 615	43 258	23 098 488
733 Machine Tool For Working Metals	163 130	327 760	2 685 050	5 321 174
533 Pigments, Paints, Varnishes, And Related Materials	1 054 784	2 757 883	1 718 357	4 596 652
782 Motor Vehicle For The Transportation Of Goods	363 180	365 593	4 239 739	4 273 049
741 Heating And Cooling Equipments And Parts	16 396	88 963	1 205 369	4 017 908
LAINNYA	5 723 305	24 488 015	24 257 873	63 680 345
SUB TOTAL	7 327 042	29 230 829	34 149 646	104 987 616
PORTUGAL				
845 Articles Of Apparel	6 451	18 271	475 681	1 218 560
251 Pulp And Waste Paper	1 209 240	2 687 130	291 023	641 283
844 Women's Coats/jackets, Knitted	1 317	4 804	96 396	326 306
611 Leathers	4 213	12 145	86 656	256 999
273 Stone, Sand And Gravel	77 653	1 020 089	24 123	229 274
LAINNYA	63 446	186 482	562 916	1 805 541
SUB TOTAL	1 362 320	3 928 921	1 536 795	4 477 963
ICELAND				
671 Pig Iron,spiegeleisen,sponge Iron, And Ferro-alloys	60 000	191 430	193 800	584 160
411 Animal Oils And Fats	1 806	12 914	8 221	60 002
845 Articles Of Apparel	0	70	0	6 093
784 Parts And Accessories Of The Motor Vehicles	0	12	0	2 070
844 Women's Coats/jackets, Knitted	0	15	0	1 314
LAINNYA	43	59	561	2 164
SUB TOTAL	61 849	204 500	202 582	655 803
MONTserrat				
743 Pumps, Compressors, Fans, Blowers, Centrifuges, And Parts	65	108	11 130	21 964
LAINNYA	0	0	0	0
SUB TOTAL	65	108	11 130	21 964
GREECE				
263 Cotton	981 334	4 889 561	3 158 457	13 024 006
251 Pulp And Waste Paper	3 938 637	20 260 089	946 765	4 676 487
121 Tobacco, Unmanufactured And Refused	73 529	251 433	342 677	1 718 381

**I.6 IMPOR KOMODITI MENURUT NEGARA ASAL / IMPORT BY COUNTRY OF ORIGIN
DAN LIMA GOLONGAN BARANG (SITC) UTAMA / AND FIVE MAJOR SITC COMMODITY GROUP
** MARET / MARCH 2011 ****

Negara Asal/SITC/Uraian Golongan Barang <i>Country of Origin/SITC/group Description</i>	Berat Bersih / <i>Net Weight (Kg)</i>		Nilai CIF / <i>CIF Value (US\$)</i>	
	Bulan ini <i>Current month</i>	Kumulatif <i>Cum. Jan to date</i>	Bulan ini <i>Current month</i>	Kumulatif <i>Cum. Jan to date</i>
724 Textile/leather Machinery And Parts	5 503	30 856	49 527	783 733
733 Machine Tool For Working Metals	0	14 284	0	245 053
LAINNYA	352 795	1 462 926	312 995	1 023 743
SUB TOTAL	5 351 798	26 909 149	4 810 421	21 471 403
ANDORRA				
764 Telecommunication Equipments And Parts	13	13	3 664	3 664
778 Electrical Machinery And Apparatus	1	1	697	697
621 Materials Of Rubber	0	1	0	30
LAINNYA	0	0	0	0
SUB TOTAL	14	15	4 361	4 391
LIECHTENSTEIN				
533 Pigments, Paints, Varnishes, And Related Materials	8 000	8 000	38 413	38 413
772 Electrical Apparatus For Making And Breaking Electrical Circuits	45	45	1 236	1 236
699 Manufactures Of Base Metals	9	9	241	241
655 Knitted Or Crocheted Fabrics	0	11	0	49
LAINNYA	0	0	0	0
SUB TOTAL	8 054	8 065	39 890	39 939
DEMOCRATIC REP. OF THE CONGO				
292 Crude Vegetable Materials	39 989	217 395	93 173	501 890
899 Other Miscellaneous Manufactured Articles	0	47	0	70
LAINNYA	0	0	0	0
SUB TOTAL	39 989	217 442	93 173	501 960
HUNGARY				
764 Telecommunication Equipments And Parts	52 080	98 668	26 945 374	48 661 546
776 Thermionic, Cold Cathode, And Photo Cathode Valves/tubes	7 677	9 575	8 675 363	8 866 322
892 Printed Matter	1 137	1 141	2 625 306	2 625 486
778 Electrical Machinery And Apparatus	15 352	62 977	766 767	1 698 768
773 Equipment For Distributing Electricity	2 349	10 734	1 446 655	1 511 431
LAINNYA	144 794	460 913	2 477 774	5 132 312
SUB TOTAL	223 389	644 008	42 937 239	68 495 865
POLAND				
515 Organo-inorganic And Heterocyclic Compounds	506 400	1 518 772	1 495 880	4 293 019
232 Synthetic Rubber Latex, Synthetic/reclaimed Rubber	579 227	888 789	1 388 546	2 218 392
778 Electrical Machinery And Apparatus	102 596	134 808	953 002	1 907 931
792 Aircraft And Associated Equipments And Parts	240	2 721	13 935	1 627 924
641 Papers And Paperboards	1 054 271	1 402 671	1 180 233	1 574 812
LAINNYA	736 888	1 490 628	2 271 587	5 058 265
SUB TOTAL	2 979 622	5 438 389	7 303 183	16 680 343
ROMANIA				
679 Tubes, Pipes, Hollow Profile, Pipe Fitting Of Iron/steel	3 395	641 211	10 082	557 097
523 Metallicsalts And Peroxysalts	0	1 347 500	0	408 500
746 Ball Or Roller Bearings	10 415	24 150	111 092	248 362
121 Tobacco, Unmanufactured And Refused	55 440	55 440	206 237	206 237
842 Women's Coats/jacket, Not Knitted	1 332	4 059	57 416	183 149
LAINNYA	127 409	588 622	345 184	1 382 812
SUB TOTAL	197 991	2 660 982	730 011	2 986 157
BULGARIA				
523 Metallicsalts And Peroxysalts	1 001 603	6 006 483	195 025	1 155 894
075 Spices	670 755	3 470 331	231 445	1 131 907
891 Arms And Ammunitions	0	48 182	0	989 832
776 Thermionic, Cold Cathode, And Photo Cathode Valves/tubes	22	77	189 324	598 043
663 Mineral Manufactures	1 117	4 391	50 012	265 064
LAINNYA	30 560	255 166	344 924	1 203 049
SUB TOTAL	1 704 057	9 784 630	1 010 730	5 343 789

**I.6 IMPOR KOMODITI MENURUT NEGARA ASAL / IMPORT BY COUNTRY OF ORIGIN
DAN LIMA GOLONGAN BARANG (SITC) UTAMA / AND FIVE MAJOR SITC COMMODITY GROUP
** MARET / MARCH 2011 ****

Negara Asal/SITC/Uraian Golongan Barang <i>Country of Origin/SITC/group Description</i>	Berat Bersih / <i>Net Weight (Kg)</i>		Nilai CIF / <i>CIF Value (US\$)</i>	
	Bulan ini <i>Current month</i>	Kumulatif <i>Cum. Jan to date</i>	Bulan ini <i>Current month</i>	Kumulatif <i>Cum. Jan to date</i>
SERBIA				
737 Metalworking Machinery And Parts	17	17	52	52
746 Ball Or Roller Bearings	2	2	2	2
LAINNYA	0	0	0	0
SUB TOTAL	19	19	54	54
ALBANIA				
671 Pig Iron,spiegeleisen,sponge Iron, And Ferro-alloys	96 000	146 000	179 721	274 949
851 Footwears	109	247	6 141	13 821
845 Articles Of Apparel	0	37	0	2 146
551 Essential Oils, Perfumes, And Flavour Materials	0	114	0	1 681
841 Men's Coats/jackets, Not Knitted	0	1	0	427
LAINNYA	0	0	0	0
SUB TOTAL	96 109	146 399	185 862	293 024
ARMENIA				
892 Printed Matter	0	1	0	3
LAINNYA	0	0	0	0
SUB TOTAL	0	1	0	3
AZERBAIJAN				
333 Petroleum Oil, Crude	0	637 682 834	0	498 446 464
LAINNYA	0	0	0	0
SUB TOTAL	0	637 682 834	0	498 446 464
BELARUS				
562 Fertilizers, Manufactured	18 497 868	65 170 858	8 008 100	27 085 273
625 Rubber Tyre,tyre Cases,tyre Treads,inner Tubes, And Tyre Flaps	121 710	319 948	361 993	988 182
695 Tools For Used In The Hand Or In Machines	0	64	0	1 750
894 Baby Carriages, Toys, Games, And Sporting Goods	0	2	0	16
745 Other Non-electical Machinery, Tools, And Mechanical Apparatus	1	1	10	10
LAINNYA	0	0	0	0
SUB TOTAL	18 619 579	65 490 873	8 370 103	28 075 231
KAZAKHSTAN				
686 Zinc	531 695	877 104	1 245 582	2 079 954
723 Civil Engineering And Contractor Plants And Equipments/parts	0	133	0	8 903
LAINNYA	0	0	0	0
SUB TOTAL	531 695	877 237	1 245 582	2 088 857
KYRGYZSTAN				
575 Other Plastics In Primary Forms	0	22 783	0	63 871
232 Synthetic Rubber Latex, Synthetic/reclaimed Rubber	0	42 160	0	51 305
652 Cotton Fabrics, Woven	931	931	22 450	22 450
682 Copper	0	459	0	14 274
522 Inorganic Chemical Elements, Oxides And Halogen Salts	0	11 000	0	3 719
LAINNYA	994	1 178	3 185	4 683
SUB TOTAL	1 925	78 511	25 635	160 302
MOLDOVA, REPUBLIC OF				
873 Meters And Counters	0	600	0	42 335
842 Women's Coats/jacket, Not Knitted	78	194	2 860	7 244
844 Women's Coats/jackets, Knitted	23	75	907	2 854
764 Telecommunication Equipments And Parts	0	22	0	918
775 Household Type, Electrical/non-electrical Equipments	0	10	0	604
LAINNYA	0	1	0	234
SUB TOTAL	101	902	3 767	54 189
TAJIKISTAN				
684 Alumunium	0	763 969	0	1 507 276
522 Inorganic Chemical Elements, Oxides And Halogen Salts	0	35 910	0	33 576
LAINNYA	0	0	0	0
SUB TOTAL	0	799 879	0	1 540 852

**I.6 IMPOR KOMODITI MENURUT NEGARA ASAL / IMPORT BY COUNTRY OF ORIGIN
DAN LIMA GOLONGAN BARANG (SITC) UTAMA / AND FIVE MAJOR SITC COMMODITY GROUP
** MARET / MARCH 2011 ****

Negara Asal/SITC/Uraian Golongan Barang <i>Country of Origin/SITC/group Description</i>	Berat Bersih / <i>Net Weight (Kg)</i>		Nilai CIF / <i>CIF Value (US\$)</i>	
	Bulan ini <i>Current month</i>	Kumulatif <i>Cum. Jan to date</i>	Bulan ini <i>Current month</i>	Kumulatif <i>Cum. Jan to date</i>
TURKMENISTAN				
263 Cotton	0	48 224	0	217 946
682 Copper	2 619	2 619	29 341	29 341
842 Women's Coats/jacket, Not Knitted	20	31	1 131	1 766
LAINNYA	0	0	0	0
SUB TOTAL	2 639	50 874	30 472	249 053
UKRAINE				
672 Ingots And Other Iron/steel In Primary Forms	151 588 048	182 468 525	96 736 139	114 709 056
562 Fertilizers, Manufactured	21 997 501	54 997 293	9 238 950	22 966 863
675 Flat Rolled Products And Alloy Steels	5 190 165	24 447 074	4 717 857	21 382 408
673 Flat Rolled Products, Not Clad	1 234 296	6 976 847	1 092 151	5 909 408
792 Aircraft And Associated Equipments And Parts	1 413	1 413	2 998 869	2 998 869
LAINNYA	5 108 375	10 326 317	2 879 697	7 896 711
SUB TOTAL	185 119 798	279 217 469	117 663 663	175 863 315
UZBEKISTAN				
523 Metallicsalts And Peroxysalts	189 000	252 000	462 945	617 295
651 Textile Yarns	40 008	40 008	160 030	160 030
269 Old Clothing And Other Old Textile Articles; Rags	0	2 000	0	18 782
LAINNYA	0	0	0	0
SUB TOTAL	229 008	294 008	622 975	796 107
LITHUANIA				
625 Rubber Tyre, tyre Cases, tyre Treads, inner Tubes, And Tyre Flaps	59 012	160 499	441 210	1 157 069
282 Waste And Scrap Metal Of Iron/steel	584 725	2 421 935	240 323	1 000 273
562 Fertilizers, Manufactured	0	500 000	0	202 500
041 Wheat And Meslin, Unmilled	0	205 470	0	76 024
899 Other Miscellaneous Manufactured Articles	295	295	11 414	11 414
LAINNYA	8 227	8 265	11 860	13 026
SUB TOTAL	652 259	3 296 464	704 807	2 460 306
LATVIA				
679 Tubes, Pipes, Hollow Profile, Pipe Fitting Of Iron/steel	113 967	113 967	438 523	438 523
282 Waste And Scrap Metal Of Iron/steel	521 545	602 535	260 773	301 268
232 Synthetic Rubber Latex, Synthetic/reclaimed Rubber	0	43 200	0	207 360
821 Furnitures And Parts	777	1 064	9 920	16 727
658 Made-up Articles, Wholly/chiefly Of Textile Materials	174	602	1 972	11 529
LAINNYA	120	21 281	9 211	20 943
SUB TOTAL	636 583	782 649	720 399	996 350
ESTONIA				
282 Waste And Scrap Metal Of Iron/steel	0	998 160	0	404 255
764 Telecommunication Equipments And Parts	252	40 134	42 249	402 829
513 Carboxylic Acids, and Their Anhydrides, halides, peroxides	30 000	45 000	41 400	60 750
773 Equipment For Distributing Electricity	91	243	3 211	8 119
746 Ball Or Roller Bearings	56	178	2 817	7 055
LAINNYA	756	1 013	15 402	28 410
SUB TOTAL	31 155	1 084 728	105 079	911 418
GEORGIA				
282 Waste And Scrap Metal Of Iron/steel	0	494 550	0	199 966
629 Articles Of Rubbers	0	295	0	33 144
842 Women's Coats/jacket, Not Knitted	345	378	17 617	19 255
844 Women's Coats/jackets, Knitted	41	41	1 856	1 856
874 Measuring, Checking, Analysing, And Controlling Instrument And Appar	20	60	238	1 294
LAINNYA	11	28	287	1 214
SUB TOTAL	417	495 352	19 998	256 729
CROATIA				
737 Metalworking Machinery And Parts	18 809	44 866	111 376	471 385
121 Tobacco, Unmanufactured And Refused	178 200	178 200	412 830	412 830
232 Synthetic Rubber Latex, Synthetic/reclaimed Rubber	21 600	43 300	65 988	132 173

**I.6 IMPOR KOMODITI MENURUT NEGARA ASAL / IMPORT BY COUNTRY OF ORIGIN
DAN LIMA GOLONGAN BARANG (SITC) UTAMA / AND FIVE MAJOR SITC COMMODITY GROUP
** MARET / MARCH 2011 ****

Negara Asal/SITC/Uraian Golongan Barang <i>Country of Origin/SITC/group Description</i>	Berat Bersih / <i>Net Weight (Kg)</i>		Nilai CIF / <i>CIF Value (US\$)</i>	
	Bulan ini <i>Current month</i>	Kumulatif <i>Cum. Jan to date</i>	Bulan ini <i>Current month</i>	Kumulatif <i>Cum. Jan to date</i>
661 Lime,cement And Fabricated Construction Materials	62 999	125 999	32 900	64 820
248 Wood,simply Worked And Railway Sleeper Of Wood	0	42 997	0	37 566
LAINNYA	1 572	8 343	57 031	88 552
SUB TOTAL	283 180	443 705	680 125	1 207 326
BOSNIA AND HERZEGOVINA				
851 Footwears	72	8 569	9 674	56 331
248 Wood,simply Worked And Railway Sleeper Of Wood	0	23 800	0	17 344
775 Household Type, Electrical/non-electrical Equipments	26	125	798	3 278
743 Pumps, Compressors, Fans, Blowers, Centrifuges, And Parts	8	23	505	966
845 Articles Of Apparel	0	1	0	382
LAINNYA	0	1	0	27
SUB TOTAL	106	32 519	10 977	78 328
MALTA				
542 Medicaments, Including Veterinary Medicaments	0	1 364	0	519 755
741 Heating And Cooling Equipments And Parts	740	740	18 087	18 087
653 Fabrics, Woven, Of Man-made Fibres	736	736	10 618	10 618
776 Thermionic, Cold Cathode, And Photo Cathode Valves/tubes	0	27	0	2 746
629 Articles Of Rubbers	46	119	799	1 521
LAINNYA	9	49	777	1 715
SUB TOTAL	1 531	3 035	30 281	554 442
SLOVAKIA				
776 Thermionic, Cold Cathode, And Photo Cathode Valves/tubes	1 738	4 232	277 468	615 580
778 Electrical Machinery And Apparatus	11 875	14 475	123 260	210 617
772 Electrical Apparatus For Making And Breaking Electrical Circuits	1 175	1 650	114 912	175 417
514 Nitrogen-function Compounds	64 000	64 000	122 180	122 180
081 Feeding Stuff For Animals	180 000	216 000	93 600	112 320
LAINNYA	24 043	108 000	297 885	751 954
SUB TOTAL	282 831	408 357	1 029 305	1 988 068
SLOVENIA				
641 Papers And Paperboards	77 584	151 185	454 291	1 004 391
737 Metalworking Machinery And Parts	196 600	222 820	832 068	1 001 066
542 Medicaments, Including Veterinary Medicaments	897	1 193	645 901	839 272
778 Electrical Machinery And Apparatus	20 813	131 424	99 024	612 677
598 Miscellaneous Chemical Products	22 442	74 488	105 570	371 730
LAINNYA	120 540	457 780	532 901	1 164 805
SUB TOTAL	438 876	1 038 890	2 669 755	4 993 941
CZECH REPUBLIC				
251 Pulp And Waste Paper	1 408 240	2 408 543	1 306 359	2 154 603
772 Electrical Apparatus For Making And Breaking Electrical Circuits	26 983	61 343	968 559	2 123 420
764 Telecommunication Equipments And Parts	17 330	72 342	526 126	1 794 936
778 Electrical Machinery And Apparatus	5 669	24 309	527 111	1 637 803
514 Nitrogen-function Compounds	370 000	702 000	721 360	1 353 440
LAINNYA	686 543	1 109 858	4 391 658	7 755 585
SUB TOTAL	2 514 765	4 378 395	8 441 173	16 819 787
SOUTH GEORGIA AND THE SOUTH SA				
778 Electrical Machinery And Apparatus	495	495	54 523	54 523
893 Article Of Plastics	87	87	3 737	3 737
LAINNYA	0	0	0	0
SUB TOTAL	582	582	58 260	58 260
REP. OF MACEDONIA				
679 Tubes, Pipes, Hollow Profile, Pipe Fitting Of Iron/steel	0	401	0	14 724
121 Tobacco, Unmanufactured And Refused	0	696	0	6 013
842 Women's Coats/jacket, Not Knitted	18	38	988	1 460
844 Women's Coats/jackets, Knitted	0	1	0	449
874 Measuring, Checking, Analysing, And Controlling Instrument And Appar	0	2	0	25
LAINNYA	0	0	0	0
SUB TOTAL	18	1 138	988	22 671

**I.6 IMPOR KOMODITI MENURUT NEGARA ASAL / IMPORT BY COUNTRY OF ORIGIN
DAN LIMA GOLONGAN BARANG (SITC) UTAMA / AND FIVE MAJOR SITC COMMODITY GROUP
** MARET / MARCH 2011 ****

Negara Asal/SITC/Uraian Golongan Barang <i>Country of Origin/SITC/group Description</i>	Berat Bersih / <i>Net Weight (Kg)</i>		Nilai CIF / <i>CIF Value (US\$)</i>	
	Bulan ini <i>Current month</i>	Kumulatif <i>Cum. Jan to date</i>	Bulan ini <i>Current month</i>	Kumulatif <i>Cum. Jan to date</i>
RUSSIA FEDERATION				
672 Ingots And Other Iron/steel In Primary Forms	93 272 990	207 840 247	54 501 683	121 374 105
562 Fertilizers, Manufactured	76 730 785	166 352 607	27 636 497	65 166 490
333 Petroleum Oil, Crude	0	78 598 250	0	59 775 150
334 Petroleum Products, Refined	0	42 463 010	0	34 056 789
597 Additive For Mineral Oils	10 104 024	10 104 024	10 912 346	10 912 346
LAINNYA	15 310 914	41 867 692	31 562 652	58 873 717
SUB TOTAL	195 418 713	547 225 830	124 613 178	350 158 597

http://www.bps.go.id

I.7 IMPOR KOMODITI TERTENTU MENURUT NEGARA ASAL UTAMA
CERTAIN COMMODITIES IMPORT BY MAIN COUNTRY OF ORIGIN
**** MARET / MARCH 2011 ****

Komoditi Commodity	Negara Asal Country of Origin	Berat Bersih / Net Weight (Kg)		Nilai CIF / CIF Value (US\$)	
		Bulan ini Current month	Kumulatif Cum. Jan to date	Bulan ini Current month	Kumulatif Cum. Jan to date
Beras					
	VIET NAM	430 950 000	763 557 944	213 374 837	385 398 875
	THAILAND	171 265 498	429 090 646	89 027 815	235 169 619
	INDIA	0	325 000	0	845 200
	CHINA	184 000	184 000	662 400	662 400
	PAKISTAN	0	1 463 350	0	608 426
	OTHERS	17 607	36 219	22 415	43 764
	Sub Total	602 417 105	1 194 657 159	303 087 467	622 728 284
Jagung					
	INDIA	205 854 333	329 468 161	60 330 194	94 407 368
	BRAZIL	8 000 000	177 015 613	2 740 000	52 703 456
	UNITED STATES	33 676 700	83 653 786	10 960 918	27 457 977
	THAILAND	17 469 519	17 474 241	6 071 724	6 119 673
	ARGENTINA	209 658	425 369	112 103	219 744
	OTHERS	742 810	1 588 030	232 958	457 544
	Sub Total	265 953 020	609 625 200	80 447 897	181 365 762
Kedelai					
	UNITED STATES	75 270 513	485 068 820	45 945 415	269 598 966
	MALAYSIA	8 640 166	19 558 272	8 156 089	18 661 984
	THAILAND	1 095 196	2 020 857	725 968	1 355 379
	CANADA	602 965	2 017 724	382 524	1 124 397
	TAIWAN	23 631	1 402 814	14 939	886 831
	OTHERS	554 889	1 559 419	424 855	963 618
	Sub Total	86 187 360	511 627 906	55 649 790	292 591 175
Biji Gandum dan Meslin					
	AUSTRALIA	332 705 376	950 521 903	122 648 509	341 542 969
	CANADA	61 475 830	211 817 368	28 864 758	94 421 361
	UNITED STATES	51 577 882	80 034 055	21 039 159	32 493 363
	PAKISTAN	1 614 045	1 614 045	603 652	603 652
	UKRAINE	812 000	1 680 000	268 352	549 332
	OTHERS	2	205 475	2	76 092
	Sub Total	448 185 135	1 245 872 846	173 424 432	469 686 769
Tepung terigu					
	TURKEY	32 245 094	108 236 094	11 528 052	38 386 856
	SRI LANKA	20 984 500	57 556 500	10 321 409	27 572 463
	BELGIUM	1 707 750	8 588 250	806 554	3 992 555
	AUSTRALIA	2 269 075	3 516 625	1 193 751	1 678 321
	UKRAINE	3 230 000	5 063 000	1 030 050	1 579 950
	OTHERS	2 577 525	4 155 304	874 476	1 478 376
	Sub Total	63 013 944	187 115 773	25 754 292	74 688 521
Gula Pasir					
	INDIA	34 994 000	36 644 000	27 132 988	28 418 338
	THAILAND	1 000 000	11 800 000	860 700	9 176 700
	UNITED ARAB EMIRATES	0	7 000 014	0	5 240 216
	AUSTRALIA	2 605 112	4 566 414	2 576 700	4 391 543
	MALAYSIA	1 000 000	4 675 000	912 037	4 134 615
	OTHERS	80 086	4 620 643	80 537	4 023 602
	Sub Total	39 679 198	69 306 071	31 562 962	55 385 014
Gula Tebu					
	THAILAND	121 850 000	244 166 000	92 242 109	185 176 876
	BRAZIL	0	129 571 110	0	85 849 260
	AUSTRALIA	0	60 228 000	0	42 307 567
	GUATEMALA	0	50 350 000	0	35 308 890
	INDIA	15 750 000	48 750 000	12 129 075	35 234 421
	OTHERS	0	27 000 000	0	18 377 010
	Sub Total	137 600 000	560 065 110	104 371 184	402 254 024

I.7 IMPOR KOMODITI TERTENTU MENURUT NEGARA ASAL UTAMA
CERTAIN COMMODITIES IMPORT BY MAIN COUNTRY OF ORIGIN
**** MARET / MARCH 2011 ****

Komoditi <i>Commodity</i>	Negara Asal <i>Country of Origin</i>	Berat Bersih / <i>Net Weight (Kg)</i>		Nilai CIF / <i>CIF Value (US\$)</i>	
		Bulan ini <i>Current month</i>	Kumulatif <i>Cum. Jan to date</i>	Bulan ini <i>Current month</i>	Kumulatif <i>Cum. Jan to date</i>
Daging Sejenis Lembu					
	AUSTRALIA	3 387 534	10 372 403	10 327 861	30 099 091
	NEW ZEALAND	3 028 921	7 798 752	9 820 676	24 967 137
	UNITED STATES	798 109	2 939 140	1 584 983	4 672 228
	CANADA	0	98 575	0	186 675
	SINGAPORE	40 566	40 566	86 502	86 502
	OTHERS	0	0	0	0
	Sub Total	7 255 130	21 249 436	21 820 022	60 011 633
Daging Ayam					
	MALAYSIA	0	8 980	0	29 236
	OTHERS	0	0	0	0
	Sub Total	0	8 980	0	29 236
Garam					
	AUSTRALIA	139 496 039	434 846 039	7 249 795	23 047 111
	INDIA	131 804 700	266 374 271	6 788 593	13 822 940
	NEW ZEALAND	24 000	288 000	8 520	95 520
	GERMANY, FED. REP. OF	37 869	61 467	47 062	81 295
	THAILAND	48 008	72 008	7 617	11 265
	OTHERS	507	865	4 574	10 531
	Sub Total	271 411 123	701 642 650	14 106 161	37 068 662
Mentega					
	NEW ZEALAND	453 811	1 535 731	2 629 863	8 394 096
	BELGIUM	380 164	534 054	2 361 099	3 436 439
	AUSTRALIA	177 757	468 758	915 534	2 283 086
	NETHERLANDS	226 760	278 360	1 297 254	1 633 983
	FRANCE	80 550	130 724	542 428	861 153
	OTHERS	50 720	125 154	226 864	546 671
	Sub Total	1 369 762	3 072 781	7 973 042	17 155 428
Minyak Goreng					
	MALAYSIA	1 504 838	4 331 193	2 396 137	6 540 828
	THAILAND	220 050	340 060	367 982	543 197
	SINGAPORE	9 121	85 062	18 804	167 966
	TAIWAN	32 000	64 591	67 536	130 838
	KOREA, REPUBLIC OF	19 154	41 258	40 517	82 748
	OTHERS	5 533	63 030	14 355	121 575
	Sub Total	1 790 696	4 925 194	2 905 331	7 587 152
Susu					
	NEW ZEALAND	4 287 516	12 277 199	19 459 797	52 700 119
	AUSTRALIA	4 256 075	13 361 855	14 397 984	44 173 399
	UNITED STATES	7 654 197	15 225 920	21 851 876	42 687 719
	PHILIPPINES	807 164	1 454 758	5 082 357	8 902 001
	SINGAPORE	392 731	797 529	3 522 695	7 567 262
	OTHERS	3 392 000	6 349 944	10 532 208	19 173 050
	Sub Total	20 789 683	49 467 205	74 846 917	175 203 550
Bawang Merah					
	THAILAND	14 476 676	43 182 974	7 178 917	20 828 214
	VIET NAM	20 932 744	28 753 066	9 963 406	13 475 131
	PHILIPPINES	1 503 800	5 363 444	661 367	2 331 491
	MALAYSIA	1 065 041	2 371 050	919 677	1 872 233
	INDIA	3 179 219	3 358 977	1 409 841	1 476 118
	OTHERS	997 207	1 607 207	446 486	716 425
	Sub Total	42 154 687	84 636 718	20 579 694	40 699 612

I.7 IMPOR KOMODITI TERTENTU MENURUT NEGARA ASAL UTAMA
CERTAIN COMMODITIES IMPORT BY MAIN COUNTRY OF ORIGIN
**** MARET / MARCH 2011 ****

Komoditi Commodity	Negara Asal Country of Origin	Berat Bersih / Net Weight (Kg)		Nilai CIF / CIF Value (US\$)	
		Bulan ini Current month	Kumulatif Cum. Jan to date	Bulan ini Current month	Kumulatif Cum. Jan to date
Bawang putih					
	CHINA	31 609 366	74 470 227	23 418 492	55 255 304
	MALAYSIA	33 196	501 450	31 146	490 609
	SINGAPORE	27 990	27 990	64 898	64 898
	TAIWAN	84 855	84 855	57 167	57 167
	THAILAND	4 229	26 087	2 322	14 394
	OTHERS	0	28 000	0	10 341
	Sub Total	31 759 636	75 138 609	23 574 025	55 892 713
Kelapa					
	VIET NAM	111 132	315 613	763 350	2 130 371
	THAILAND	83 664	195 490	81 926	178 021
	PHILIPPINES	1 674	11 880	5 994	27 944
	SINGAPORE	96 594	96 594	15 954	15 954
	AUSTRALIA	31	151	310	1 342
	OTHERS	730	730	611	611
	Sub Total	293 825	620 458	868 145	2 354 243
Kelapa Sawit					
	PAPUA NEW GUINEA	0	1 130	0	150 327
	THAILAND	0	1 026	0	124 310
	UNITED KINGDOM	0	71	0	13 494
	INDIA	0	19 000	0	9 690
	OTHERS	0	0	0	0
	Sub Total	0	21 227	0	297 821
Lada					
	VIET NAM	169 480	266 980	623 418	946 098
	MALAYSIA	80 963	582 937	73 983	874 706
	CHINA	148 603	167 603	65 213	76 518
	JAPAN	7	190	116	66 691
	UNITED STATES	0	1 583	0	23 869
	OTHERS	1 515	1 910	9 398	12 311
	Sub Total	400 568	1 021 203	772 128	2 000 193
Teh					
	KENYA	224 003	670 150	777 104	2 075 242
	VIET NAM	357 023	1 275 103	374 251	1 312 992
	INDIA	56 859	151 610	128 215	390 592
	ARGENTINA	133 600	290 800	144 240	321 056
	CHINA	22 719	109 061	35 050	249 033
	OTHERS	51 810	459 601	117 263	905 586
	Sub Total	846 014	2 956 325	1 576 123	5 254 501
Kopi					
	VIET NAM	2 249 977	3 267 347	4 804 156	6 799 570
	BRAZIL	211 200	347 010	988 684	1 541 569
	INDIA	199 200	206 400	456 205	497 450
	THAILAND	111 595	111 595	476 316	476 316
	ITALY	18 649	20 388	300 605	322 434
	OTHERS	179 462	351 258	737 307	1 126 572
	Sub Total	2 970 083	4 303 998	7 763 273	10 763 911
Cengkeh					
	SINGAPORE	10 699	51 893	70 185	322 317
	TANZANIA, UNITED REPUBLIC OF	0	11 000	0	71 500
	VIET NAM	9 766	9 766	65 432	65 432
	OTHERS	0	0	0	0
	Sub Total	20 465	72 659	135 617	459 249

I.7 IMPOR KOMODITI TERTENTU MENURUT NEGARA ASAL UTAMA
CERTAIN COMMODITIES IMPORT BY MAIN COUNTRY OF ORIGIN
**** MARET / MARCH 2011 ****

Komoditi Commodity	Negara Asal Country of Origin	Berat Bersih / Net Weight (Kg)		Nilai CIF / CIF Value (US\$)	
		Bulan ini Current month	Kumulatif Cum. Jan to date	Bulan ini Current month	Kumulatif Cum. Jan to date
Kakao	COTE D'IVOIRE	1 051 050	2 212 150	3 604 195	7 269 314
	CAMEROON	995 385	1 447 367	3 239 244	4 639 258
	GHANA	500 000	800 000	1 776 829	2 782 450
	PAPUA NEW GUINEA	305 000	800 000	962 203	2 511 462
	SOLOMON ISLANDS	330 000	495 000	1 002 016	1 512 270
	OTHERS	0	275 630	0	950 518
	Sub Total		3 181 435	6 030 147	10 584 487
Cabe (segar-dingin)	VIET NAM	1 547 814	2 756 301	1 484 239	2 615 088
	THAILAND	411 542	1 307 779	321 242	1 124 087
	CHINA	247 015	526 600	266 890	534 063
	INDIA	85 300	488 006	58 004	336 258
	MALAYSIA	0	7 200	0	9 720
	OTHERS	0	6 333	0	4 976
	Sub Total		2 291 671	5 092 219	2 130 375
Cabe (kering-tumbuk)	INDIA	1 236 297	4 266 847	931 179	3 115 383
	CHINA	614 391	1 787 008	660 358	2 042 655
	MALAYSIA	317 451	754 159	272 229	583 502
	THAILAND	42 162	276 648	37 246	198 851
	GERMANY, FED. REP. OF	3 323	4 801	18 518	27 756
	OTHERS	24 501	31 056	29 978	43 659
	Sub Total		2 238 125	7 120 519	1 949 508
Cabe (awet sementara)	VIET NAM	0	89 372	0	142 995
	INDIA	13 000	90 600	8 294	56 916
	THAILAND	59 010	59 010	54 821	54 821
	OTHERS	0	0	0	0
	Sub Total		72 010	238 982	63 115
Tembakau	CHINA	1 357 600	8 786 142	6 299 262	42 751 734
	INDIA	1 222 848	1 833 684	5 810 335	8 524 941
	TURKEY	136 565	958 127	639 891	6 892 286
	BRAZIL	29 523	797 587	261 882	5 553 877
	THAILAND	0	840 429	0	3 678 584
	OTHERS	2 630 115	4 397 071	8 541 786	19 015 930
	Sub Total		5 376 651	17 613 040	21 553 156
Ubi Kayu	CHINA	926	2 953	415	1 273
	OTHERS	0	0	0	0
	Sub Total		926	2 953	415

K1. IMPOR KAWASAN BERIKAT / BOUND ZONE IMPORT
MENURUT GOLONGAN BARANG 2 DIJIT HS / BY COMMODITY 2 DIGITS HS
**** MARET / MARCH 2011 ****

HS Uraian Golongan Barang <i>Group Description</i>	Berat Bersih / <i>Net Weight (Kg)</i>		Nilai CIF / <i>CIF Value (US\$)</i>	
	Bulan ini <i>Current month</i>	Kumulatif <i>Cum. Jan to date</i>	Bulan ini <i>Current month</i>	Kumulatif <i>Cum. Jan to date</i>
02 Meat and edible meat offal	0	124	0	1 918
03 Fish and crustaceans	6 000 297	9 661 540	12 043 577	24 454 047
04 Dairy products, bird's eggs, natural honey	882 996	3 278 082	3 230 764	11 210 580
05 Products of animal origin	82 611	216 323	2 509 908	5 150 590
06 Live trees and other plants	54	54	117	117
07 Edible vegetables and certain roots and tubers	6 100 183	6 100 183	3 537 154	3 537 154
08 Edible fruits and nuts	72	10 279	92	22 044
09 Coffee, tea, mate, and spices	678 573	1 536 570	2 014 352	3 948 402
10 Cereals	28 447 307	36 385 885	10 171 444	12 808 603
11 Products of the milling industry	21 317 935	52 452 657	12 526 307	29 817 053
12 Oil seeds and oleaginous fruits	40 006	218 712	93 793	521 880
13 Lac	13 443	14 213	47 701	66 728
14 Vegetable plaiting materials	3 333	3 365	21 461	22 122
15 Animal or vegetable oils/fats and their cleavage products	4 295 829	12 816 877	2 353 744	5 457 332
16 Preparations of meat/fish/crustaceans/molluscs or other aquatic inverte	17 521	83 544	168 449	427 232
17 Sugar and sugar confectionery	118 200 339	385 615 624	89 442 054	290 617 305
18 Cocoa and cocoa preparations	97	1 643	805	29 276
19 Preparations of cereals, flour, starch or milk	144 867	237 697	280 574	451 086
20 Preparations of vegetables, fruits, nuts or other part of plants	5 298	21 275	6 414	29 206
21 Miscellaneous edible preparations	4 384	6 753	36 290	57 332
22 Beverages, spirit, and vinegar	99 657	185 318	785 966	1 719 874
23 Residues and waste from the food industries	8 829	19 635	9 235	56 719
24 Tobacco and manufactured tobacco substitutes	130 534	941 805	1 589 713	8 697 994
25 Salts	37 848 904	109 614 037	7 418 233	22 650 662
26 Ores, slag, and ash	210 334	1 161 477	145 246	788 634
27 Mineral fuels, mineral oils and products of their distillation	146 298 891	165 485 626	136 024 127	154 507 666
28 Inorganic chemicals	20 159 698	48 309 808	15 767 337	42 421 458
29 Organic chemicals	30 638 424	75 795 791	44 143 329	108 531 932
30 Pharmaceutical products	5 046	10 824	429 374	927 920
31 Fertilizers	859 829	865 590	479 178	571 975
32 Tanning or dyeing extracts	3 138 361	8 533 793	16 980 739	42 943 894
33 Essential oils and resinoids	30 672	80 619	1 189 385	1 816 876
34 Soap, organic surface-active agents, washing, and lubricating prepara	1 018 440	3 143 117	3 838 585	10 908 228
35 Albuminoidal substances	1 113 992	2 788 242	4 944 731	12 238 378
36 Explosives	110	516	1 418	2 865
37 Photographic and cinematographic goods	118 943	281 384	149 433	370 869
38 Miscellaneous chemical products	3 801 987	9 646 459	13 803 916	36 712 302
39 Plastics and articles thereof	50 451 417	137 775 679	112 550 467	316 741 373
40 Rubber and articles thereof	10 398 690	25 511 864	44 335 430	101 862 324
41 Raw hides, skins, and leather	2 805 252	6 878 495	28 449 172	69 863 395
42 Articles of leather	78 947	183 700	1 237 513	2 634 468
43 Furskins and artificial fur	7 961	30 153	81 751	281 806
44 Wood and articles of wood	6 822 629	19 320 242	5 515 881	14 514 025
45 Cork and articles of cork	18 906	34 489	88 887	179 291
46 Manufactured of straw or other plaiting materials	4 045	4 050	11 343	11 475
47 Pulp of wood or of other fibrous cellulosic material	25 273 254	87 762 744	27 646 153	96 370 475
48 Paper and paperboard	10 006 994	25 711 312	25 169 542	69 376 542
49 Printed books, newspapers, pictures, and other products of printing in	94 739	267 581	4 117 943	6 553 956
50 Silk	11 435	52 533	152 176	878 689
51 Wool, fine or coarse animal hair	315 483	1 083 563	6 438 708	20 770 020
52 Cotton	18 717 825	52 109 557	132 916 262	356 756 437
53 Other vegetable textile fibres	129 729	668 791	634 076	4 715 649
54 Man-made filaments	7 795 793	19 402 698	77 349 397	186 165 766
55 Man-made staple fibres	12 605 055	30 836 045	51 837 502	130 978 377
56 Wadding, felt, and non-wovens	1 648 541	4 125 256	11 031 973	27 512 943
57 Carpets and other textile floor coverings	80 556	208 223	842 664	2 177 356
58 Special woven fabrics	1 783 884	4 474 320	26 501 886	68 885 220
59 Impregnated, coated, covered or laminated textile fabrics	2 949 682	7 348 731	30 312 863	71 310 079
60 Knitted or crocheted fabrics	10 992 910	27 449 670	109 420 681	275 852 259
61 Articles of apparel and clothing accessories, knitted or crocheted	110 070	327 656	1 536 822	4 311 788
62 Articles of apparel and clothing accessories, not knitted or crocheted	246 309	693 988	5 555 279	16 050 726
63 Other made up textile articles	92 330	325 805	812 796	4 571 551
64 Footwear, gaiters and the like	852 971	1 944 619	11 953 592	26 469 522
65 Headgear and parts thereof	25 990	56 358	206 864	581 715
66 Umbrellas, walking sticks, seat-sticks, whips, riding crops and parts	193	442	4 251	5 180
67 Prepared feathers and articles	11 538	29 457	228 798	791 789

K1. IMPOR KAWASAN BERIKAT / BOUND ZONE IMPORT
MENURUT GOLONGAN BARANG 2 DIJIT HS / BY COMMODITY 2 DIGITS HS
**** MARET / MARCH 2011 ****

HS Uraian Golongan Barang Group Description	Berat Bersih / Net Weight (Kg)		Nilai CIF / CIF Value (US\$)	
	Bulan ini Current month	Kumulatif Cum. Jan to date	Bulan ini Current month	Kumulatif Cum. Jan to date
68 Articles of stone, plaster, cement, asbestos, mica or similar material	547 712	1 786 422	2 407 673	6 129 324
69 Ceramic products	453 709	1 097 567	1 424 816	3 115 926
70 Glass and glassware	6 603 203	20 116 087	7 459 217	21 861 595
71 Natural and cultured pearls, precious/semi precious stones, and precio	10 696	71 137	5 624 236	17 127 790
72 Iron and steel	44 059 533	110 708 473	44 870 227	110 376 514
73 Articles of iro and steel	14 808 558	38 090 432	37 127 785	107 045 555
74 Cooper and articles thereof	7 020 415	19 285 907	67 635 882	175 905 754
75 Nickel and articles thereof	22 759	45 356	821 822	1 390 007
76 Aluminium and articles thereof	4 604 675	13 221 262	20 035 123	53 424 986
78 Lead and articles thereof	1 565 289	3 615 570	3 822 080	9 025 788
79 Zinc and articles thereof	477 296	1 476 226	1 263 957	3 625 094
80 Tin and articles thereof	1 272 257	2 551 525	2 838 000	6 578 322
81 Other base metal	92 315	162 453	1 254 714	2 708 302
82 Tools, implements, cutlery, spoon and forks, of base metal and parts t	189 524	539 152	6 648 939	20 833 335
83 Miscellaneous articles of base metal	1 540 055	3 721 604	11 169 924	28 786 507
84 Nuclear reactors, boilers, machinery and mechanical appliances	14 799 767	43 804 811	196 166 187	536 330 608
85 Electrical machinery and equipments	15 611 700	41 157 757	489 237 805	1 244 053 260
86 Railway and tramway locomotive, mechanical traffic, and all kinds	417	81 001	5 168	76 423
87 Vehicles other than railway/tramway, and parts and accessories thereof	5 904 334	18 349 704	47 105 088	136 742 773
88 Aircraft and its components	496 797	561 108	43 616 016	68 816 206
89 Ships, boat, and floating structures	49 354	10 454 305	1 277 991	13 222 693
90 Optical, photographic, cinematographic, measuring, checking, medical	621 882	1 320 581	13 563 414	37 798 520
91 Clocks and watches and parts thereof	11 359	22 580	193 944	400 171
92 Musical instruments	958 851	2 369 546	11 708 010	30 599 183
93 Arms and ammunition	1	99	1 545	1 751
94 Furnitures, bedding, mattress supports, cushions and stuffed furnishin	159 674	462 975	2 574 116	7 354 311
95 Toys, games and sports requisiters	183 004	347 422	838 564	2 215 323
96 Miscellaneous manufactured articles	1 143 728	2 654 242	16 110 754	36 169 543
97 Works of arts, collectors@piece and antiques	582	2 359	6 117	51 369
98 Vehicles in ckd and their components	2 052 754	7 110 516	29 190 932	94 138 724
TOTAL IMPORT	721 313 124	1 735 331 641	2 169 125 663	5 487 578 106

K2. IMPOR KAWASAN BERIKAT / BOUND ZONE IMPORT
MENURUT GOLONGAN BARANG SITC / BY SITC COMMODITY GROUP
**** MARET / MARCH 2011 ****

SITC Uraian Golongan Barang Group Description	Berat Bersih / Net Weight (Kg)		Nilai CIF / CIF Value (US\$)	
	Bulan ini Current month	Kumulatif Cum. Jan to date	Bulan ini Current month	Kumulatif Cum. Jan to date
A. By Commodity 1 Dijit SITC				
0 Food and Live Animals	160 536 398	443 022 076	120 962 810	347 709 919
1 Beverages and Tobacco	228 075	1 119 204	2 369 827	10 399 627
2 Crude Materials, Inedible	111 927 823	322 436 168	137 273 940	367 761 176
3 Mineral Fuels, Lubricants, etc.	146 298 891	165 485 625	136 024 127	154 507 660
4 Animal & Vegetable Oils/Fats	560 975	1 620 327	1 066 908	2 933 476
5 Chemicals	133 392 442	342 528 918	208 874 889	550 557 003
6 Manufactured Goods	121 338 913	316 970 907	653 494 529	1 693 954 653
7 Machinery and Transportation Equipments	39 029 141	121 656 405	804 726 028	2 088 851 922
8 Miscellaneous Manufactured Articles	7 999 980	20 491 240	101 367 604	262 685 130
9 Special Commodities and Transaction	486	771	2 965 001	8 217 540
B. By Commodity 2 Dijit SITC				
01 Meat and meat preparations	2 510	2 796	12 894	19 152
02 Dairy product and eggs	882 986	2 817 552	3 231 487	10 349 894
03 Fish, crustaceans, molluscs and their preparations	6 015 308	9 742 412	12 199 132	24 864 045
04 Cereals and cereal preparations	28 527 978	36 525 401	10 331 965	13 078 101
05 Fruits and vegetables	6 105 577	6 143 561	3 543 690	3 613 450
06 Sugar, sugar preparations, and honey	118 200 374	386 076 179	89 442 086	291 478 746
07 Coffee, tea, cocoa, and spices	678 693	1 538 240	2 015 236	3 978 760
08 Feeding stuff for animals	8 829	19 635	9 235	56 719
09 Miscellaneous food preparations	114 143	156 300	177 085	271 052
11 Beverages	97 541	177 399	780 114	1 701 633
12 Tobacco and tobacco manufactured	130 534	941 805	1 589 713	8 697 994
21 Hides, skins and furskins	62	1 164	62	30 194
22 Oil seeds, nuts, and kernels	17	17	620	620
23 Crude rubber	9 491 896	23 247 207	33 828 116	73 846 577
24 Wood, lumber, and cork	2 822 264	7 476 061	2 594 708	6 567 082
25 Pulp and waste paper	25 273 254	87 762 744	27 646 153	96 370 475
26 Textile fibres and their waste	19 450 674	51 365 299	55 601 827	144 554 281
27 Crude fertilizers and crude minerals	37 842 191	109 144 605	7 415 148	22 667 801
28 Metalliferous ores and metal scraps	16 908 036	42 986 428	7 514 951	17 963 425
29 Crude animals and vegetable materials, nes	139 429	452 643	2 672 355	5 760 721
32 Coal, coke, and briquettes	94 350	107 690	76 194	96 607
33 Petroleum and petroleum products	146 186 401	165 358 817	135 915 300	154 369 260
34 Gas; natural and manufactured	18 140	19 118	32 633	41 793
42 Fixed vegetable oils/fats	438 025	1 282 992	733 008	2 124 997
43 Animal vegetable oils/fats	122 950	337 335	333 900	808 479
51 Organic chemicals	34 431 234	87 243 282	44 325 026	107 894 229
52 Inorganic chemicals	20 052 611	47 929 846	15 666 377	42 133 786
53 Dyeing, tanning, and colouring materials	3 160 575	8 658 428	17 694 849	43 538 274
54 Medical and pharmaceutical products	32 139	76 202	1 989 458	5 794 011
55 Essential oils and perfumery materials	402 094	1 612 980	2 645 256	6 767 060
56 Manufactured fertilizers	859 828	865 499	479 075	498 790
57 Plastics in primary forms	44 983 284	122 494 950	76 112 589	210 648 190
58 Plastics in non-primary forms	2 812 067	8 005 732	17 994 335	52 126 334
59 Chemical materials and its products, nes	26 658 610	65 641 999	31 967 924	81 156 329
61 Leather, leather med, nes	2 818 396	6 906 510	28 612 786	70 267 652
62 Rubber manufactured, nes	852 920	2 148 488	10 258 630	27 334 470
63 Wood and cork manufactured	4 019 271	11 878 670	3 010 060	8 126 234
64 Paper, paperboard, and manufactured thereof	9 479 499	24 353 414	16 172 741	44 341 071
65 Textile yarns, fabrics, and their products	37 749 004	96 940 959	392 887 687	1 006 656 378
66 Non metallic minerals manufactured	7 591 363	23 565 770	11 172 547	30 956 384
67 Iron and steel	40 398 718	102 001 763	59 876 887	156 929 421
68 Non ferrous metals	12 992 324	35 772 936	91 100 159	238 262 739
69 Manufactured of metal, nes	5 437 418	13 402 397	40 403 032	111 080 304
71 Power generating machine and equipments	1 704 340	6 571 062	26 017 217	72 004 923
72 Machinery specialized for particular industry	6 305 151	15 625 492	97 728 583	230 838 029
73 Metalworking machinery	354 924	2 078 542	9 290 722	30 249 504
74 General industrial machinery and equipments	7 150 372	21 963 951	64 641 487	201 747 178

K2. IMPOR KAWASAN BERIKAT / BOUND ZONE IMPORT
MENURUT GOLONGAN BARANG SITC / BY SITC COMMODITY GROUP
**** MARET / MARCH 2011 ****

SITC Uraian Golongan Barang Group Description	Berat Bersih / Net Weight (Kg)		Nilai CIF / CIF Value (US\$)	
	Bulan ini Current month	Kumulatif Cum. Jan to date	Bulan ini Current month	Kumulatif Cum. Jan to date
75 Office machinery and automatic data processing	218 311	654 692	13 306 802	41 250 840
76 Telecommunication and reproducers apparatus	4 923 129	12 820 057	181 444 752	454 638 336
77 Electrical machinery and apparatus	10 015 769	25 914 884	294 599 112	755 871 390
78 Road vehicles	7 810 577	25 008 211	72 798 178	220 165 406
79 Other transportation equipments	546 568	11 019 514	44 899 175	82 086 316
81 Sanitary, plumbing, and fittings	107 406	625 186	740 323	3 897 748
82 Furniture	57 460	166 396	1 202 553	3 987 940
83 Traveling goods	8 698	30 669	310 846	507 000
84 Clothing	688 325	1 815 655	10 817 861	30 916 569
85 Footwear	852 971	1 944 619	11 953 592	26 469 522
87 Professional, scientific, and contractor instruments	627 006	1 280 286	11 267 160	28 663 433
88 Photographic apparatus, equipments and optics	179 673	466 493	3 740 293	12 440 309
89 Miscellaneous manufactured articles	5 478 441	14 161 936	61 334 976	155 802 609
96 Coin, not being legal tender	97	99	4 785	5 381
97 Gold; non monetary	389	672	2 960 216	8 212 159

C. By Commodity 3 Dijit SITC

012 Other Meat, Other Edible Meat Offal, Fresh, Chilled Or Frozen	0	70	0	498
016 Meat And Edible Meat Offal, Salted, Dried, Edible Flour Of Meat	0	54	0	1 420
017 Meat And Edible Meat Offal, Prepared Or Preserved	2 510	2 672	12 894	17 234
022 Milk,Cream, And Milk Products Other Than Butter Or Cheese	882 977	2 812 383	3 231 467	10 314 760
024 Cheese And Curds	9	5 169	20	35 134
034 Fish, Fresh, Chilled Or Frozen	5 748 872	8 522 013	9 089 425	15 115 872
035 Fish, Dried Salted Or In Brine; Smoked Fish	0	2 949	0	2 075
036 Crustaceans, Molluscs, And Aquatic Invertebrates	251 425	1 136 578	2 954 152	9 336 100
037 Fish, Crustaceans, Molluscs, And Other Aquatic Invertebrates; Prepar	15 011	80 872	155 555	409 998
041 Wheat And Meslin, Unmilled	28 447 307	36 385 885	10 171 444	12 808 603
046 Meal And Flour Of Wheat And Flour Of Meslin	94	94	85	85
047 Other Cereal Meals And Flours	1	3	1	3
048 Cereal Preparations And Preparations Of Flours/Starches Of Fruit	80 576	139 419	160 435	269 410
054 Vegetables, Fresh, Chilled, Frozen Or Simply Preserved	6 100 158	6 100 158	3 537 101	3 537 101
056 Vegetables, Roots And Tubers, Prepared Or Preserved Nes	127	12 478	393	32 228
057 Fruit And Nut; Fresh Or Dried	72	10 279	92	22 044
058 Fruits, Preserved And Preparations	853	1 831	851	1 945
059 Fruit And Vegetable Juices	4 367	18 815	5 253	20 132
061 Sugar, Molasses, And Honey	118 200 096	386 075 808	89 440 462	291 475 802
062 Sugar Confectionery	278	371	1 624	2 944
071 Coffee And Coffee Substitutes	422 661	471 854	1 019 039	1 096 415
073 Chocolate And Other Food Preparations Containing Cocoa	97	1 643	805	29 276
074 Tea And Mate	99 447	693 596	123 787	891 936
075 Spices	156 488	371 147	871 605	1 961 133
081 Feeding Stuff For Animals	8 829	19 635	9 235	56 719
091 Margarine And Shortening	43 484	43 486	16 626	16 628
098 Edible Products And Preparations	70 659	112 814	160 459	254 424
111 Non-Alcoholic Beverages, Nes	8 655	21 608	12 870	28 505
112 Alcoholic Beverages	88 886	155 791	767 244	1 673 128
121 Tobacco, Unmanufactured And Refused	51 176	806 166	1 082 776	7 442 673
122 Tobacco, Manufactured	79 358	135 639	506 937	1 255 321
211 Hides And Skins, Raw	62	1 030	62	25 993
212 Furskins, Raw	0	134	0	4 201
222 Oil Seeds Use For Extraction Ofsoft Fixed Vegetable Oils	17	17	620	620
231 Natural Rubber Latex;Natural Rubber And Similar Natural Gums	467 863	1 163 420	2 581 886	5 826 477
232 Synthetic Rubber Latex, Synthetic/Reclaimed Rubber	9 024 033	22 083 787	31 246 230	68 020 100
244 Cork,Natural,Raw And Waste	14 155	22 264	70 043	91 583
245 Fuel Wood And Wood Charcoal	663 576	1 990 716	198 620	548 420
246 Wood In Chips Or Particles And Waste	14	26	136	218
247 Wood In The Rough Or Roughly Squared	62 798	288 695	45 834	232 941
248 Wood,Simply Worked And Railway Sleeper Of Wood	2 081 721	5 174 360	2 280 075	5 693 920
251 Pulp And Waste Paper	25 273 254	87 762 744	27 646 153	96 370 475
261 Silk	17	1 526	9 887	12 606
263 Cotton	9 520 125	27 459 002	29 195 262	81 957 190

K2. IMPOR KAWASAN BERIKAT / BOUND ZONE IMPORT
MENURUT GOLONGAN BARANG SITC / BY SITC COMMODITY GROUP
**** MARET / MARCH 2011 ****

SITC Uraian Golongan Barang Group Description	Berat Bersih / Net Weight (Kg)		Nilai CIF / CIF Value (US\$)	
	Bulan ini Current month	Kumulatif Cum. Jan to date	Bulan ini Current month	Kumulatif Cum. Jan to date
264 Jute And Other Textile Bast Fibres	98 120	398 007	152 099	637 961
266 Synthetic Fibres Suitable For Spinning	7 422 543	18 538 016	17 121 412	42 545 419
267 Other Man-Made Fibres Suitable For Spinning And Waste	2 293 356	4 639 713	7 811 752	15 771 728
268 Wool And Other Animal Hair	114 106	322 840	1 287 053	3 580 478
269 Old Clothing And Other Old Textile Articles; Rags	2 407	6 195	24 362	48 899
272 Fertilizers, Crude	1	91	103	73 185
273 Stone, Sand And Gravel	19 467 715	42 032 318	1 723 974	3 550 117
274 Sulphur And Unroasted Iron Pyrites	15 304 289	54 050 268	3 259 948	10 566 650
277 Natural Abrasives	387 238	1 145 883	109 401	355 967
278 Other Crude Minerals	2 682 948	11 916 045	2 321 722	8 121 882
281 Iron Ore And Concentrates	7 281	16 238	4 080	8 060
282 Waste And Scrap Metal Of Iron/Steel	16 429 266	41 139 974	6 731 441	16 260 478
285 Aluminium Ores And Concentrates	107 087	379 962	100 960	287 672
287 Ores And Concentrates Of Basemetals	201 985	1 141 566	108 416	657 401
288 Non-Ferrous Base Metal Waste And Scraps	162 383	308 582	550 670	687 569
289 Ores And Concentrates Of Precious Metals; Waste,Scraps	34	106	19 384	62 245
291 Crude Animal Materials	82 611	216 323	2 509 908	5 150 590
292 Crude Vegetable Materials	56 818	236 320	162 447	610 131
321 Coals, Pulverized Or Not	44 590	44 590	39 123	39 123
322 Briquettes, Lignite And Peat	0	102	0	1 859
325 Coke And Semi Coke Of Coal/Lignite/Peat	49 760	62 998	37 071	55 625
334 Petroleum Products, Refined	146 045 477	164 938 692	135 665 037	153 679 696
335 Residual Petroleum Products, And Related Materials	140 924	420 125	250 263	689 564
342 Liquefied Propane And Butane	7	168	504	2 916
343 Natural Gas, Liquefied Or Not	0	417	0	5 250
344 Petroleum Gases And Other Gas	18 133	18 533	32 129	33 627
421 Fixed Vegetable Fats And Oils Soft,Crude,Refined Or Fractioned	438 025	1 282 895	733 008	2 123 973
422 Fixed Vegetable Fats And Oils Solid,Crude,Refined Or Fractioned	0	97	0	1 024
431 Animal And Vegetable Oil; Fat Processed And Their Wax	122 950	337 335	333 900	808 479
511 Hydrocarbon And Their Halogenated, Nitrated Derivatives	2 212 945	2 697 501	2 662 568	3 736 919
512 Alcohols,Phenols,Phenol-Alcohols And Their Halogenated	22 756 127	62 666 583	21 415 421	56 844 793
513 Carboxylic Acids,And Their Anhydrides,Halides,Peroxides	5 695 412	12 608 646	9 549 651	21 339 110
514 Nitrogen-Function Compounds	2 639 036	6 568 915	7 103 549	16 911 120
515 Organo-Inorganic And Heterocyclic Compounds	743 684	1 406 267	2 148 437	4 102 120
516 Other Organic Chemicals	384 030	1 295 370	1 445 400	4 960 167
522 Inorganic Chemical Elements, Oxides And Halogen Salts	6 200 769	18 208 220	10 255 391	29 263 152
523 Metallicsalts And Peroxysalts	13 299 961	28 658 680	4 172 211	9 666 167
524 Other Inorganic Chemicals;Chemical Compound Of Precious Metals	548 867	1 056 719	1 108 610	2 944 366
525 Radioactive And Associated Materials	3 014	6 227	130 165	260 101
531 Synthetic Organic; Colouring Matter	1 250 530	2 747 947	7 286 450	16 008 078
532 Dyeing/Tanning Extracts And Synthetic Tanning Materials	47 597	87 894	73 489	169 849
533 Pigments, Paints, Varnishes, And Related Materials	1 862 448	5 822 587	10 334 910	27 360 347
541 Medicinal And Pharmaceutical Products	31 416	74 514	1 622 131	4 996 762
542 Medicaments, Including Veterinary Medicaments	723	1 688	367 327	797 249
551 Essential Oils, Perfumes, And Flavour Materials	25 151	62 116	737 394	1 098 498
553 Perfumery, Cosmetics, And Toilet Preparations	5 521	18 503	451 991	718 378
554 Soap,Cleansing And Polishing Preparations	371 422	1 532 361	1 455 871	4 950 184
562 Fertilizers, Manufactured	859 828	865 499	479 075	498 790
571 Polymers Of Ethylene In Primary Forms	9 750 613	27 813 040	15 593 237	44 400 465
572 Polimers Of Styrene In Primary Forms	5 924 279	19 253 273	12 809 698	42 841 524
573 Polimers Of Vinyl Chloride In Primary Forms	445 973	1 228 308	1 027 868	2 811 115
574 Poliacetals And Polycarbons In Primary Forms	3 708 614	10 760 020	11 782 617	32 513 885
575 Other Plastics In Primary Forms	19 479 228	45 326 073	30 426 822	74 735 639
579 Waste And Scrap Of Plastics	5 674 577	18 114 236	4 472 347	13 345 562
581 Tubes, Pipes, And Hoses Of Plastics	193 054	849 949	2 341 137	7 317 404
582 Plates, Sheets, And Film Of Plastics	2 600 534	7 095 370	15 130 408	42 486 653
583 Monofilament And Rod Of Plastics	18 479	60 413	522 790	2 322 277
591 Disinfectants, Insecticides, And Fungicides Put In Forms	21	823	2 482	14 418
592 Starches, Inulin, And Wheat Glutenal Buminoidal Substances; Glues	22 353 044	55 092 043	17 113 552	41 083 542
593 Explosive And Pyrotechnic Products	1	9	18	355
597 Additive For Mineral Oils	1 002 355	2 210 153	3 641 040	8 350 408
598 Miscellaneous Chemical Products	3 303 189	8 338 971	11 210 832	31 707 606

K2. IMPOR KAWASAN BERIKAT / BOUND ZONE IMPORT
MENURUT GOLONGAN BARANG SITC / BY SITC COMMODITY GROUP
**** MARET / MARCH 2011 ****

SITC Uraian Golongan Barang Group Description	Berat Bersih / Net Weight (Kg)		Nilai CIF / CIF Value (US\$)	
	Bulan ini Current month	Kumulatif Cum. Jan to date	Bulan ini Current month	Kumulatif Cum. Jan to date
611 Leathers	2 805 190	6 877 465	28 449 110	69 837 402
612 Manufactures And Composition Leathers	13 197	29 036	163 304	429 878
613 Furskins, Tanned Or Dressed	9	9	372	372
621 Materials Of Rubber	367 466	728 499	2 932 998	7 544 804
625 Rubber Tyre,Tyre Cases,Tyre Treads,Inner Tubes, And Tyre Flaps	137 700	456 041	509 917	1 179 338
629 Articles Of Rubbers	347 754	963 948	6 815 715	18 610 328
633 Cork Manufactures	4 751	12 225	18 844	87 708
634 Veneers,Plywood,Improved/Reconstituted Wood Worked	3 924 353	11 593 137	2 137 212	6 414 441
635 Wood Manufactures	90 167	273 308	854 004	1 624 085
641 Papers And Paperboards	5 449 322	14 693 417	8 083 285	22 876 058
642 Paper And Paperboard Cut To Size/Shape And Article Of Papers	4 030 177	9 659 997	8 089 456	21 465 013
651 Textile Yarns	2 832 484	6 736 232	19 003 315	46 452 252
652 Cotton Fabrics, Woven	8 836 091	23 699 408	101 090 661	267 896 359
653 Fabrics, Woven, Of Man-Made Fibres	8 314 778	21 561 905	88 442 868	220 706 242
654 Textile Fabrics, Woven, Other Than Of Cotton Or Man-Made Fibres	298 053	1 146 943	6 200 741	22 799 937
655 Knitted Or Crocheted Fabrics	10 992 910	27 449 670	109 420 681	275 852 259
656 Tulle,Lace,Embroidery,Ribbons,Trimmings And Other Small Wares	1 539 042	3 920 475	24 265 162	63 649 591
657 Special Yarns,Textile Fabrics	4 762 462	11 893 755	42 815 393	102 574 882
658 Made-Up Articles, Wholly/Chiefly Of Textile Materials	91 523	321 944	794 883	4 524 893
659 Floor Coverings	81 661	210 627	853 983	2 199 963
661 Lime,Cement And Fabricated Construction Materials	470 607	1 982 065	170 507	625 577
662 Clay And Refractory Construction Materials	157 273	595 669	102 670	359 997
663 Mineral Manufactures	411 057	1 027 090	3 534 748	8 338 108
664 Glass	6 423 334	19 743 355	6 570 614	19 762 638
665 Glassware	111 662	159 806	670 930	1 474 126
666 Pottery	15 008	39 753	63 014	115 029
667 Pearl, Precious And Semi Precious Stones	2 422	18 032	60 064	280 909
671 Pig Iron,Spiegeleisen,Sponge Iron, And Ferro-Alloys	463 766	1 242 605	994 338	2 693 989
672 Ingots And Other Iron/Steel In Primary Forms	2 884 968	3 908 692	3 740 894	5 364 004
673 Flat Rolled Products, Not Clad	5 337 227	16 628 270	5 471 183	15 831 617
674 Flat Rolled Products, Clad Or Plated	6 241 552	15 350 575	9 011 325	21 957 449
675 Flat Rolled Products And Alloy Steels	4 161 851	10 299 105	6 312 549	14 448 510
676 Iron/Steel Bars, Rods, Angels, Shaped And Sections	6 315 063	17 055 292	6 827 898	19 025 571
677 Rail/Railway And Tractor Construction Of Iron/Steel Materials	31	161 572	2 452	884 421
678 Wire Of Iron/Steel	2 243 047	5 127 079	5 833 670	14 916 552
679 Tubes, Pipes, Hollow Profile, Pipe Fitting Of Iron/Steel	12 751 213	32 228 573	21 682 578	61 807 308
681 Silver, Platinum, And Other Metal Of The Platinum Groups	4 407	11 813	1 783 817	6 014 596
682 Copper	6 810 167	18 793 083	65 998 145	171 971 641
683 Nickel	19 324	36 459	812 915	1 357 452
684 Alumunium	4 104 319	11 765 929	16 102 397	42 600 314
685 Lead	1 563 299	3 606 902	3 709 609	8 694 520
686 Zinc	445 891	1 421 932	1 017 503	3 250 417
687 Tin	36 422	96 546	1 354 312	3 454 400
689 Miscellaneous Non-Ferrous Basemetals Employed In Metallurgy	8 495	40 272	321 461	919 399
691 Structures And Parts Of Iron/Steel Or Aluminium	3 510	89 516	52 076	878 785
692 Metal Containers For Storage And Transportations	735 579	2 174 920	5 526 465	16 905 514
693 Wire Products And Fencing Grills	190 899	365 689	996 357	2 612 845
694 Nails, Screws, Nuts, Bolts, Rivets Of Iron/Steel Or Copper	807 694	2 341 098	7 344 149	20 375 010
695 Tools For Used In The Hand Or In Machines	180 216	506 848	6 520 740	20 463 094
696 Cutlery	9 248	32 215	128 070	369 056
697 Household Equipment Of Base Metals	42 033	103 571	61 717	191 959
699 Manufactures Of Base Metals	3 468 239	7 788 540	19 773 458	49 284 041
711 Steam And Other Vapour Generating Boilers And Parts	106 203	233 954	425 571	3 161 475
712 Steam Or Other Generating Boilers And Parts	75	2 545	13 526	336 442
713 Internal Combustion Piston Engines And Parts	977 354	4 494 092	13 963 318	37 576 094
714 Engines And Motors, Non-Electric And Parts	12 567	30 533	597 395	2 790 007
716 Rotating Electric Plants And Parts	575 278	1 708 915	10 410 610	25 191 395
718 Other Power Generating Machines And Parts	32 863	101 023	606 797	2 949 510
721 Agricultural Machinery And Parts	7 837	12 236	41 459	75 301
723 Civil Engineering And Contractor Plants And Equipments/Parts	432 070	1 526 033	3 654 188	7 386 237
724 Textile/Leather Machinery And Parts	3 231 916	7 148 653	31 437 261	71 631 728
725 Papermill/Pulpmill Machinery And Paper Cutting Machines	85 290	227 630	2 159 521	5 583 394

K2. IMPOR KAWASAN BERIKAT / BOUND ZONE IMPORT
MENURUT GOLONGAN BARANG SITC / BY SITC COMMODITY GROUP
**** MARET / MARCH 2011 ****

SITC Uraian Golongan Barang Group Description	Berat Bersih / Net Weight (Kg)		Nilai CIF / CIF Value (US\$)	
	Bulan ini Current month	Kumulatif Cum. Jan to date	Bulan ini Current month	Kumulatif Cum. Jan to date
726 Printing/Book Binding Machinery And Parts	704 591	1 733 430	31 672 701	76 779 830
727 Food Processing Machines And Parts	269 284	358 144	10 543 469	12 053 677
728 Other Machines And Equipment Specialized For Particular Industry	1 574 163	4 619 366	18 219 984	57 327 862
731 Machine Tools By Removing Metal	138 212	663 839	2 199 150	8 020 634
733 Machine Tool For Working Metals	123 885	745 112	3 366 410	10 471 139
735 Parts Of Machine Tools	34 303	113 665	2 079 245	4 840 001
737 Metalworking Machinery And Parts	58 524	555 926	1 645 917	6 917 730
741 Heating And Cooling Equipments And Parts	1 178 939	3 721 504	6 766 860	33 856 068
742 Pumps For Liquid And Parts	104 366	401 992	2 210 990	10 531 840
743 Pumps, Compressors, Fans, Blowers, Centrifuges, And Parts	2 635 485	6 027 695	13 994 544	32 291 296
744 Mechanical Handling Equipments And Parts	682 494	4 513 348	3 338 274	21 048 126
745 Other Non-Electical Machinery, Tools, And Mechanical Apparatus	172 204	699 493	2 354 345	8 415 631
746 Ball Or Roller Bearings	702 228	1 810 422	8 791 681	23 160 641
747 Taps, Cocks, And Valves For Pipes	191 589	539 597	4 686 106	11 326 703
748 Transmission Shafts And Cranks	1 055 348	3 025 149	12 729 813	35 652 730
749 Non-Electric Parts And Accessories Of Machineries	427 719	1 224 751	9 768 874	25 464 143
751 Office Machines	22 099	54 610	1 152 781	2 254 962
752 Automatic Data Processing Machines And Their Units	124 128	406 752	7 090 085	21 868 229
759 Parts And Accessories For Machine Of Heading 751 Or 752	72 084	193 330	5 063 936	17 127 649
761 Television Receivers	1 147 062	3 078 834	34 644 510	92 285 267
762 Radio Broadcast Receivers	68 340	153 707	501 765	868 753
763 Sound Recorders Or Reproducers	10 540	44 746	316 866	1 673 187
764 Telecommunication Equipments And Parts	3 697 187	9 542 770	145 981 611	359 811 129
771 Electric Power Machinery And Parts	722 210	1 687 544	34 785 712	54 208 201
772 Electrical Apparatus For Making And Breaking Electrical Circuits	2 869 065	7 379 559	72 011 062	189 305 220
773 Equipment For Distributing Electricity	1 916 675	5 151 550	23 969 309	63 906 243
774 Electrical Apparatus For Medical Purposes And Radiological Apparatu	1 450	2 427	132 861	383 564
775 Household Type, Electrical/Non-Electrical Equipments	298 589	836 695	1 039 209	3 190 446
776 Thermionic, Cold Cathode, And Photo Cathode Valves/Tubes	2 154 878	5 106 575	114 777 190	309 575 700
778 Electrical Machinery And Apparatus	2 052 902	5 750 534	47 883 769	135 302 016
781 Passengger Motor Cars	1 124 768	5 179 996	15 244 562	59 198 286
782 Motor Vehicle For The Transportation Of Goods	406 396	1 110 254	5 502 581	14 787 347
783 Road Motor Vehicles	310 800	1 020 599	2 973 183	8 859 580
784 Parts And Accessories Of The Motor Vehicles	4 393 944	11 930 982	46 659 637	128 297 059
785 Motorcycles, Scooters, And Other Cycles Motorized/Non Motorized	1 572 544	5 677 068	2 406 645	8 942 321
786 Trailers And Other Vehicles, Not Motorized	2 125	89 312	11 570	80 813
791 Railway Vehicles And Associated Equipments	417	4 101	5 168	47 417
792 Aircraft And Associated Equipments And Parts	496 797	561 108	43 616 016	68 816 206
793 Ships, Boats, And Floating Structures	49 354	10 454 305	1 277 991	13 222 693
811 Prefabricated Buildings	725	10 536	4 069	7 489
812 Sanitary, Plumbing, Heating, And Lighting Fixtures/Fittings	43 457	364 308	515 889	3 206 419
813 Lighting Fixtures And Fittings	63 224	250 342	220 365	683 840
821 Furnitures And Parts	57 460	166 396	1 202 553	3 987 940
831 Travel Goods	8 698	30 669	310 846	507 000
841 Men's Coats/Jackets, Not Knitted	1 658	3 739	14 794	52 266
842 Women's Coats/Jacket, Not Knitted	19 764	84 344	179 320	614 733
843 Men's Coats/Jackets, Knitted	12 489	58 929	171 900	955 472
844 Women's Coats/Jackets, Knitted	1 929	34 214	12 726	270 019
845 Articles Of Apparel	118 081	263 657	2 463 945	5 696 422
846 Clothing Accessories Of Textiles Fabrics	202 458	576 761	4 249 416	12 773 602
848 Articles Of Apparel And Clothing Accessories Of Other Than Textile F	331 946	794 011	3 725 760	10 554 055
851 Footwears	852 971	1 944 619	11 953 592	26 469 522
871 Optical Instrument And Apparatus	9 947	28 347	801 328	2 462 757
872 Medical Instruments And Appliances	61 232	135 741	1 465 567	3 688 024
873 Meters And Counters	103 737	369 504	2 756 236	5 639 597
874 Measuring, Checking, Analysing, And Controlling Instrument And App	452 090	746 694	6 244 029	16 873 055
881 Photographic Apparatus And Equipments	5 450	18 468	741 866	2 127 059
882 Photographic And Chinematographic Supplies	118 940	281 308	149 109	368 841
883 Cinematograph Film, Exposed And Developed	3	76	324	2 028
884 Optical Goods	43 921	144 061	2 655 050	9 542 210
885 Watches And Clocks	11 359	22 580	193 944	400 171
891 Arms And Ammunitions	1	99	1 545	1 751

K2. IMPOR KAWASAN BERIKAT / BOUND ZONE IMPORT
MENURUT GOLONGAN BARANG SITC / BY SITC COMMODITY GROUP
**** MARET / MARCH 2011 ****

SITC Uraian Golongan Barang <i>Group Description</i>	Berat Bersih / <i>Net Weight (Kg)</i>		Nilai CIF / <i>CIF Value (US\$)</i>	
	Bulan ini <i>Current month</i>	Kumulatif <i>Cum. Jan to date</i>	Bulan ini <i>Current month</i>	Kumulatif <i>Cum. Jan to date</i>
892 Printed Matter	622 234	1 625 479	13 114 744	31 589 427
893 Article Of Plastics	2 460 701	6 799 030	15 993 705	46 623 585
894 Baby Carriages, Toys, Games, And Sporting Goods	183 008	347 611	838 602	2 217 740
895 Office And Stationery Supplies	248 990	589 792	1 692 285	4 273 684
896 Works Of Art, Collectors Pieces And Antiques	582	2 359	6 117	51 369
897 Jewellery, Goldsmith, Silversmith Wares, And Other Articles	3 380	40 520	814 547	2 613 938
898 Musical Instrument And Parts/Accessories	1 012 721	2 455 376	13 656 379	33 554 784
899 Other Miscellaneous Manufactured Articles	946 824	2 301 670	15 217 052	34 876 331
961 Coin Not Being Legal Tender	97	99	4 785	5 381
971 Gold, Non-Monetary	389	672	2 960 216	8 212 159
TOTAL IMPORT	721 313 124	1 735 331 641	2 169 125 663	5 487 578 106

http://www.bps.go.id

K3. IMPOR KAWASAN BERIKAT / BOUND ZONE IMPORT
MENURUT NEGARA ASAL / BY COUNTRY OF ORIGIN
**** MARET / MARCH 2011 ****

Kode Code	Negara Asal Country of Origin	Berat Bersih / Net Weight (Kg)		Nilai CIF / CIF Value (US\$)	
		Bulan ini Current month	Kumulatif Cum. Jan to date	Bulan ini Current month	Kumulatif Cum. Jan to date
111	JP JAPAN	53 068 040	141 098 180	340 389 696	936 120 701
112	HK HONG KONG	12 165 832	32 697 386	167 131 130	396 430 638
113	KP KOREA, DEM. PEOPLE'S REP.	321	581	8 968	40 967
114	KR KOREA, REPUBLIC OF	86 546 318	156 926 865	364 172 410	833 796 902
115	TW TAIWAN	116 988 257	150 559 620	203 590 477	385 798 937
116	CN CHINA	59 362 730	153 734 446	327 323 784	890 913 601
117	MN MONGOLIA	1	5	1 138	4 480
118	MO MACAU	18 065	65 400	148 925	571 944
120	PG PAPUA NEW GUINEA	11 790	220 530	68 601	205 756
121	TH THAILAND	158 155 963	325 425 327	183 748 198	407 926 841
122	SG SINGAPORE	32 725 990	107 586 891	119 803 809	358 536 080
123	PH PHILIPPINES	7 362 059	18 200 029	18 348 832	43 151 562
124	MY MALAYSIA	35 621 895	86 722 829	71 094 076	190 220 453
125	MM MYANMAR	38 138	60 023	8 434	130 014
126	KH CAMBODIA	6 535	32 588	44 071	160 054
127	BN BRUNEI DARUSSALAM	1	1	12	12
128	LA LAO PEOPLE'S DEM. REP.	4 955	6 105	61 833	83 138
129	NP NEPAL	1	2	10	15
131	VN VIET NAM	4 323 843	13 758 292	27 725 278	66 009 181
133	IN INDIA	24 545 909	76 704 921	30 838 165	93 481 062
134	PK PAKISTAN	634 457	1 779 232	3 885 338	10 834 744
135	BD BANGLADESH	70 482	149 734	373 235	543 096
136	LK SRI LANKA	41 643	96 698	105 832	438 332
137	AF AFGHANISTAN	3	3	2	2
138	ID INDONESIA	333 776	1 255 316	3 131 731	9 885 916
142	IR IRAN (ISLAMIC REPUBLIC OF)	5 008	7 215 301	140 007	1 720 668
143	SA SAUDI ARABIA	10 138 192	28 961 673	14 478 968	36 607 690
144	IL ISRAEL	59	42 099	1 088	123 662
145	KW KUWAIT	1 767 815	7 275 114	2 160 488	8 453 651
146	JO JORDAN	21 040	137 925	19 514	188 816
148	LB LEBANON	1	64	2	435
151	YE YEMEN	20	63 334	150	194 644
152	OM OMAN	288 000	387 000	486 720	641 160
154	TR TURKEY	162 260	1 556 805	697 226	2 612 873
155	AE UNITED ARAB EMIRATES	3 944 469	10 932 861	2 703 666	8 160 101
156	QA QATAR	1 785 792	3 832 391	4 004 016	7 759 745
157	BH BAHRAIN	0	46	0	7 050
158	CY CYPRUS	0	168 862	0	129 449
211	EG EGYPT	369	97 337	18 578	628 021
213	MA MOROCCO	33	2 725	412	42 275
214	TN TUNISIA	19	19	515	515
215	DZ ALGERIA	0	2	0	2
216	SD SUDAN	0	22 243	0	72 751
221	ET ETHIOPIA	2 779	12 636	155 853	509 638
222	TZ TANZANIA, UNITED REP. OF	0	209 732	0	459 590
223	MG MADAGASCAR	400	400	21 600	21 600
225	KE KENYA	273	717	14 299	27 941
227	MZ MOZAMBIQUE	49 126	515 135	194 949	1 758 866
230	TG TOGO	1	39	2	5 740
231	GH GHANA	2	3	2	4
232	LR LIBERIA	1	126	2	444
233	GN GUINEA	0	18 903	0	17 286
235	CG CONGO	1	1	57	57
236	CM CAMEROON	12 360	23 088	23 458	38 844

K3. IMPOR KAWASAN BERIKAT / BOUND ZONE IMPORT
MENURUT NEGARA ASAL / BY COUNTRY OF ORIGIN
**** MARET / MARCH 2011 ****

Kode Code	Negara Asal Country of Origin	Berat Bersih / Net Weight (Kg)		Nilai CIF / CIF Value (US\$)	
		Bulan ini Current month	Kumulatif Cum. Jan to date	Bulan ini Current month	Kumulatif Cum. Jan to date
237	NG NIGERIA	214 000	232 105	2 000 000	2 133 915
238	SL SIERRA LEONE	912	912	10 642	10 642
241	SN SENEGAL	2	3	6	12
242	MR MAURITANIA	0	1 253	0	14 344
243	ML MALI	284 479	487 576	1 128 984	1 943 632
244	BJ BENIN	1 262 413	1 262 413	2 297 714	2 297 714
245	BF BURKINA FASO	388 626	388 626	990 041	990 041
247	GM GAMBIA	0	16	0	233
248	VI U.S. VIRGIN ISLANDS	0	772	0	92 122
249	SC SEYCHELLES	0	43 200	0	170 640
251	UG UGANDA	213 301	225 318	906 970	1 034 796
252	CF CENTRAL AFRICAN REPUBLIC	97 981	97 981	212 984	212 984
253	NE NIGER	0	1 487	0	2 553
256	SH SAINT HELENA	1	13	12	226
257	ST SAO TOME AND PRINCIPE	0	2	0	59
260	SZ SWAZILAND	18 183	163 470	94 334	850 188
261	ZA SOUTH AFRICA	15 829 416	60 776 367	21 353 097	80 452 649
265	KM COMOROS	0	2	0	83
268	RW RWANDA	5	5	53	53
298	VG VIRGIN ISLANDS (BRITISH)	182 761	264 242	1 540 499	2 286 840
311	AU AUSTRALIA	38 044 062	83 058 200	31 086 908	87 347 346
312	NZ NEW ZEALAND	5 215 253	13 334 100	5 970 866	16 507 981
319	GU GUAM	0	301	0	1 126
322	NC NEW CALEDONIA	1	1	6	6
328	IO BRITISH INDIAN OCEAN TERRITORY	1 510	2 760	43 958	56 255
331	AS AMERICAN SAMOA	295 739	828 210	1 284 312	1 753 978
332	CK COOK ISLANDS	5	5	228	228
333	FJ FIJI	0	1 153	0	106 979
334	KI KIRIBATI	0	3	0	34
335	MH MARSHALL ISLANDS	4	4	228	228
340	CX CHRISTMAS ISLANDS	0	278	0	14 986
342	CC COCOS (KEELING) ISLANDS	0	126	0	1 749
343	TK TOKELAU	0	86	0	1 030
411	US UNITED STATES	17 547 049	54 018 729	67 483 708	169 481 882
412	CA CANADA	559 477	1 371 637	8 711 893	11 724 614
421	MX MEXICO	985 459	4 736 609	1 302 799	8 871 313
422	GT GUATEMALA	0	50 421 824	0	35 554 708
423	HN HONDURAS	11 747	12 716	117 341	129 657
424	NI NICARAGUA	33	433	110	2 420
425	PA PANAMA	1 049	1 058	7 772	8 384
428	SR SURINAME	0	58 200	0	44 977
431	CL CHILE	5 082 577	15 227 856	8 748 117	21 047 784
432	VE VENEZUELA	0	1	0	2
433	AR ARGENTINA	2 374 156	12 376 994	1 338 535	11 058 438
434	BR BRAZIL	2 109 872	58 211 084	11 209 453	78 437 609
435	CO COLOMBIA	3 163	13 536	73 335	262 728
437	UY URUGUAY	74 470	120 019	63 390	96 185
438	PY PARAGUAY	0	36 593	0	91 304
441	EC ECUADOR	1 837	3 228	31 595	60 117
442	PE PERU	0	54 211	0	197 928
443	GY GUYANA	0	18	0	13 979
445	BS BAHAMAS	730	731	57 086	57 103
446	JM JAMAICA	37 501	55 401	16 877	24 932
447	PR PUERTO RICO	54	292	7 613	9 891

K3. IMPOR KAWASAN BERIKAT / BOUND ZONE IMPORT
MENURUT NEGARA ASAL / BY COUNTRY OF ORIGIN
**** MARET / MARCH 2011 ****

Kode Code	Negara Asal Country of Origin	Berat Bersih / Net Weight (Kg)		Nilai CIF / CIF Value (US\$)	
		Bulan ini Current month	Kumulatif Cum. Jan to date	Bulan ini Current month	Kumulatif Cum. Jan to date
448	BZ BELIZE	600	600	12 187	12 187
449	DO DOMINICAN REPUBLIC	36 597	36 597	79 184	79 184
450	SV EL SALVADOR	0	7	0	64
451	CR COSTA RICA	8 184	15 892	140 843	280 307
452	HT HAITI	0	5	0	2 107
464	GL GREENLAND	19 600	58 407	100 314	292 168
467	AN NETHERLANDS ANTILLES	0	10	0	50
472	GP GUADELOUPE	0	2	0	592
511	GB UNITED KINGDOM	1 225 557	2 956 107	18 163 906	32 330 712
512	NL NETHERLANDS	448 254	1 887 603	3 309 366	12 775 703
513	FR FRANCE	457 142	1 416 534	7 050 453	17 925 697
514	DE GERMANY, FED. REP. OF	5 036 196	10 975 057	24 979 067	71 754 465
515	AT AUSTRIA	153 728	347 565	1 982 267	3 087 901
516	BE BELGIUM	600 417	2 141 354	4 653 002	12 503 778
517	CH SWITZERLAND	171 666	284 475	1 913 221	5 178 710
518	LU LUXEMBOURG	5 159	7 008	74 777	87 931
520	MC MONACO	21	21	90	90
521	DK DENMARK	46 043	130 434	451 106	2 773 102
522	NO NORWAY	359 979	696 103	2 084 505	2 874 511
523	SE SWEDEN	537 676	2 042 755	2 214 088	5 064 688
524	FI FINLAND	778 017	2 832 405	2 095 662	6 247 841
525	IE IRELAND	35 545	97 438	81 327	205 580
526	IT ITALY	6 737 691	13 711 936	14 995 201	37 038 333
527	ES SPAIN	795 612	1 014 313	2 193 639	5 657 548
528	PT PORTUGAL	19 697	25 702	140 931	377 590
531	GR GREECE	74 549	1 344 722	143 819	3 351 964
534	LI LIECHTENSTEIN	0	11	0	49
540	CD DEMOCRATIC REP. OF THE CONGO	39 989	217 395	93 173	501 890
542	HU HUNGARY	64 550	124 508	20 948 355	22 140 188
543	PL POLAND	100 777	136 094	1 129 187	2 300 461
544	RO ROMANIA	8 795	532 817	34 983	547 970
545	BG BULGARIA	1 167	2 492	44 083	106 119
548	AL ALBANIA	0	1	0	427
549	AM ARMENIA	0	1	0	3
551	BY BELARUS	0	2	0	16
553	KG KYRGYZSTAN	933	1 544	22 468	37 974
555	TJ TAJIKISTAN	0	35 910	0	33 576
556	TM TURKMENISTAN	2 619	2 619	29 341	29 341
557	UA UKRAINE	95 484	1 201 355	163 058	897 207
558	UZ UZBEKISTAN	40 008	40 008	160 030	160 030
559	LT LITHUANIA	0	1	0	3
560	LV LATVIA	0	43 201	0	207 373
561	EE ESTONIA	3	3	211	211
563	HR CROATIA	3	9	2 427	2 585
565	MT MALTA	736	769	10 618	11 345
566	SK SLOVAKIA	73 380	85 507	159 338	285 354
567	SI SLOVENIA	365	276 355	10 445	81 242
568	CZ CZECH REPUBLIC	1 509 320	2 542 543	1 913 922	3 867 964
569	GS SOUTH GEORGIA AND THE SOUTH SA	495	495	54 523	54 523
572	RU RUSSIA FEDERATION	783 718	1 615 204	2 273 523	5 479 899
TOTAL IMPORT		721 313 124	1 735 331 641	2 169 125 663	5 487 578 106

K4. IMPOR KAWASAN BERIKAT / BOUND ZONE IMPORT
MENURUT PROPINSI DAN PELABUHAN IMPOR / BY PROVINCE AND PORT OF IMPORTATION
**** MARET / MARCH 2011 ****

Kode Code	Propinsi / Pelabuhan Impor Province / Port of Importation	Berat Bersih / Net Weight (Kg)		Nilai CIF / CIF Value (US\$)	
		Bulan ini Current month	Kumulatif Cum. Jan to date	Bulan ini Current month	Kumulatif Cum. Jan to date
	SUMATERA UTARA	10 448 641	29 015 858	35 904 448	95 824 474
144	IDBLW BELAWAN	10 439 176	29 000 405	35 325 419	94 945 075
166	IDMES MEDAN / POLONIA (U)	9 465	15 453	579 029	879 399
	RIAU	55 100 217	125 577 698	26 987 741	60 302 873
225	IDDUM DUMAI	6 653 467	21 703 144	4 162 460	8 267 761
277	IDBUN BUATAN	48 446 750	103 874 554	22 825 281	52 035 112
	KEPULAUAN RIAU	2 416 927	20 831 025	41 051 571	140 015 518
248	IDTBK TANJUNG BALAI KARIMUN	0	2 826 024	0	13 467 793
250	IDTAN TANJUNG UBAN	2 411 855	17 987 395	41 009 337	126 419 069
251	IDTPN TANJUNG PINANG	1 371	11 582	31 572	111 804
262	IDTNJ KIJANG (U)	3 701	6 024	10 662	16 852
	LAMPUNG	29 267 384	63 211 624	21 555 207	50 278 624
395	IDPJG PANJANG	29 267 384	63 211 624	21 555 207	50 278 624
	DKI JAKARTA	278 816 856	795 112 034	1 630 783 247	4 242 325 771
431	IDTPP TANJUNG PRIOK	260 797 492	738 285 991	1 281 082 295	3 339 600 759
432	IDKLB KALIBARU	13 166 700	45 333 766	4 585 619	13 447 418
433	IDJKT JAKARTA / PASAR IKAN	103 416	104 593	163 154	212 800
434	IDCGK SOEKARNO-HATTA (U)	4 737 501	11 352 363	344 131 431	886 885 220
436	IDHLP HALIM PERDANA KUSUMA (U)	11 747	35 321	820 748	2 179 574
	BANTEN	258 600 130	495 855 798	216 574 957	409 309 519
461	IDMRK MERAK	183 000 130	203 578 299	158 740 528	181 917 277
473	IDCGD CIGADING	75 600 000	292 277 499	57 834 429	227 392 242
	JAWA BARAT	0	377 292	0	1 221 450
463	IDCBN CIREBON/PENGGUNG (U)	0	377 056	0	1 190 825
468	IDBND GEDE BAGE-BANDUNG (PTT)	0	236	0	30 625
	JAWA TENGAH	21 364 900	43 829 626	80 428 261	180 593 370
494	IDTES TANJUNG EMAS	21 349 926	43 797 048	80 205 296	180 088 864
496	IDSRG ACHMAD YANI (U)	13 123	29 436	163 679	402 455
498	IDSOC JEBRES/ADI SUMARMO	1 851	3 142	59 286	102 051
	DI YOGYAKARTA	82	152	1 739	3 738
531	IDJOG ADI SUCIPTO (U)	82	152	1 739	3 738
	JAWA TIMUR	64 952 821	161 089 055	112 763 045	300 234 618
562	IDGRE GRESIK	4 085 346	4 085 346	1 490 830	1 490 830
563	IDTPE TANJUNG PERAK	55 801 908	151 163 769	93 647 751	262 346 090
567	IDBJU BANYUWANGI	4 720 000	4 720 000	7 112 720	7 112 720
587	IDSUB JUANDA (U)-SURABAYA	120 386	367 269	9 729 417	27 005 497
588	IDSUR SURABAYA (PTT)	225 181	752 671	782 327	2 279 481
	BALI	34 734	90 761	1 764 611	5 833 586
613	IDBOA BENOA/LOLOAN	7 000	31 902	180	9 580
620	IDDPS NGURAH RAI (U)	27 734	58 859	1 764 431	5 824 006
	KALIMANTAN TIMUR	310 432	310 433	1 310 836	1 311 290
803	IDBPP BALIKPAPAN	310 391	310 391	1 302 177	1 302 177
814	IDBPN SEPINGGAN (U)	41	42	8 659	9 113
	SULAWESI SELATAN	0	30 285	0	323 275
893	IDUJU UJUNG PANDANG	0	30 285	0	323 275
	TOTAL IMPORT	721 313 124	1 735 331 641	2 169 125 663	5 487 578 106