

Buletin Statistik Perdagangan Luar Negeri
Foreign Trade Statistical Bulletin

EKSPOR /EXPORTS

ISSN : 0126 - 5776

No. Publikasi / *Publication Number* : 05410.0615

Katalog BPS / *BPS Catalogue*: 8101.

Ukuran Buku / *Book Size* : 21 Cm X 29 Cm

Jumlah Halaman / *Total Pages* : 154 Halaman / *Pages*

Naskah / *Manuscript* :

Bagian Statistik Ekspor

Export Statistics Division

Gambar Kulit / *Cover Design* :

Bagian Statistik Ekspor

Export Statistics Division

Diterbitkan oleh / *Published by* :

Badan Pusat Statistik, Jakarta - Indonesia

CBS, Indonesia

Dicetak oleh / *Printed by* :

CV RIOMA

Boleh dikutip dengan menyebut sumbernya

May be cited with reference to the source

<https://www.bps.go.id>

KATA PENGANTAR

Buletin Statistik Perdagangan Luar Negeri Ekspor yang diterbitkan secara bulanan memuat data ekspor menurut sektor, Perkembangan ekspor komoditi pertanian, Perkembangan ekspor komoditi industri, Perkembangan ekspor komoditi pertambangan dan Perkembangan ekspor Indonesia menurut komoditi dan negara tujuan secara kumulatif dari Januari sampai bulan berjalan.

Buletin ini juga menyajikan ulasan singkat tentang perbandingan, pertumbuhan dan peranan serta data pokok yang cukup menonjol atau yang mengalami perubahan yang signifikan. Diharapkan dengan adanya informasi semacam ini, para pengguna data ekspor dapat melihat dan mengikuti perkembangan ekspor secara garis besar.

Kepada para pengguna data, saran dan kritik yang bersifat konstruktif demi penyempurnaan publikasi ini, sangat diharapkan. Dengan demikian usaha BPS untuk meningkatkan pelayanan dan pemasyarakatan statistik (khususnya data Statistik Ekspor) dapat dilaksanakan secara baik dan berkesinambungan.

Jakarta, Januari 2007

BADAN PUSAT STATISTIK

KEPALA,

DR. Rusman Heriawan

NIP. 340003999

ISI / CONTENT

Halaman / Page

Kata Pengantar / <i>Preface</i>	iii
Isi / <i>Content</i>	iv
Ringkasan / <i>Highlight</i>	v - xiv

Jilid / Volume

Tabel 1. Ringkasan Perkembangan Ekspor Indonesia	1
Tabel 2. Perkembangan Ekspor Komoditi Pertanian	1
Tabel 3. Perkembangan Ekspor Komoditi Industri	2
Tabel 4. Perkembangan Ekspor Komoditi Pertambangan	4
Tabel 5. Perkembangan Ekspor Indonesia Menurut Komoditi dan Negara Tujuan	5

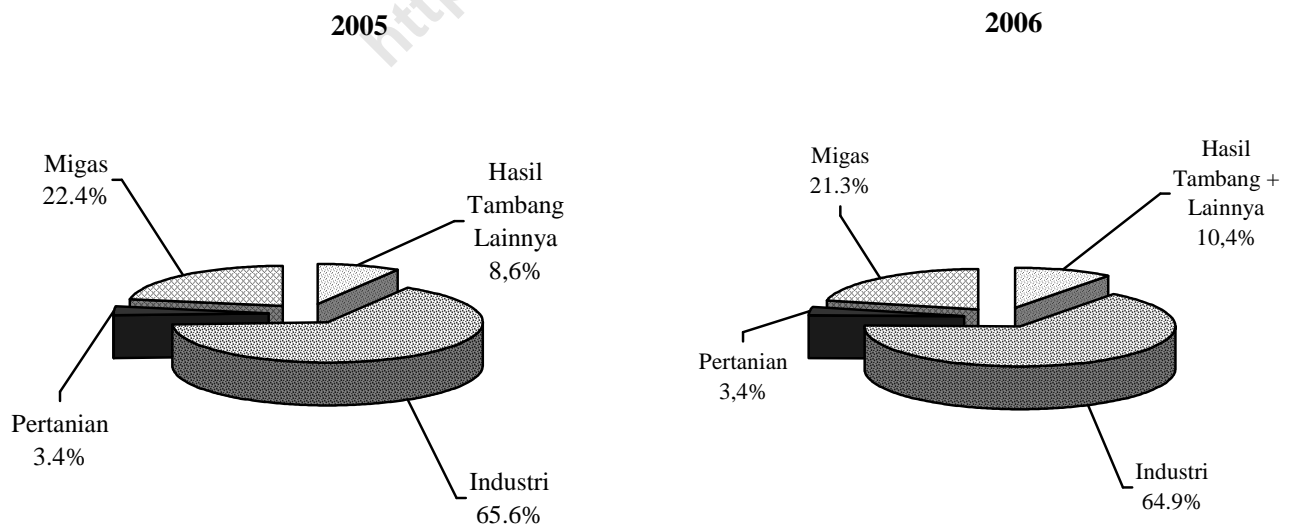
RINGKASAN

Ekspor Indonesia pada periode Januari - Oktober 2006 mencapai nilai US\$ 82 270,2 juta dengan volume 264 472,4 ribu ton, yang terdiri dari US\$ 17 563,9 juta hasil ekspor minyak dan gas bumi dan US\$ 64 706,4 juta hasil ekspor komoditi non migas.

Dibandingkan periode yang sama tahun 2005, nilai ekspor naik US\$ 11 619,4 juta, karena adanya kenaikan ekspor non migas senilai US\$ 9 848,4 juta, demikian juga dari kelompok migas mengalami

kenaikan sebesar US\$ 1 771,1 juta atau naik 11,21 persen dibanding periode yang sama tahun sebelumnya. Walaupun demikian, diperlihatkan bahwa penerimaan dari sektor migas masih bisa diharapkan, karena perkembangan harga di pasaran internasional menunjukkan peningkatan. Bulan Oktober 2006 harga minyak mentah Indonesia US\$ 55,89 per barelnya, naik sebesar US\$ 2,17 per barel dibandingkan bulan Oktober 2005.

Grafik 1 : PERBANDINGAN NILAI EKSPOR INDONESIA PADA JANUARI-OKTOBER 2005 & 2006

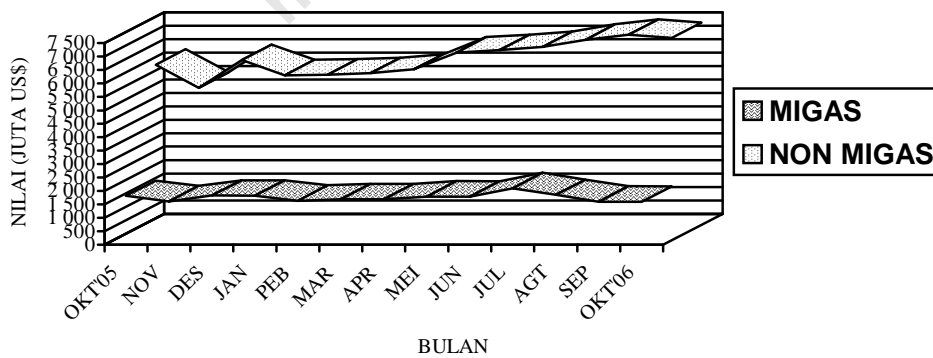


Pada Grafik 1 ditampilkan perbandingan nilai ekspor selama Periode Januari - Oktober 2005 dan 2006. Sedangkan trend perkembangannya dari bulan Oktober 2005 sampai dengan Oktober 2006 disajikan pada Grafik 2, 3, dan 4. Nilai ekspor kelompok migas pada Januari - Oktober 2005 senilai US\$ 15 792,8 juta yang terdiri dari minyak mentah, hasil minyak dan gas masing-masing senilai US\$ 6 644,7 juta, US\$ 1 629,3 juta, dan US\$ 7 518,8 juta. Sedangkan pada Januari - Oktober 2006

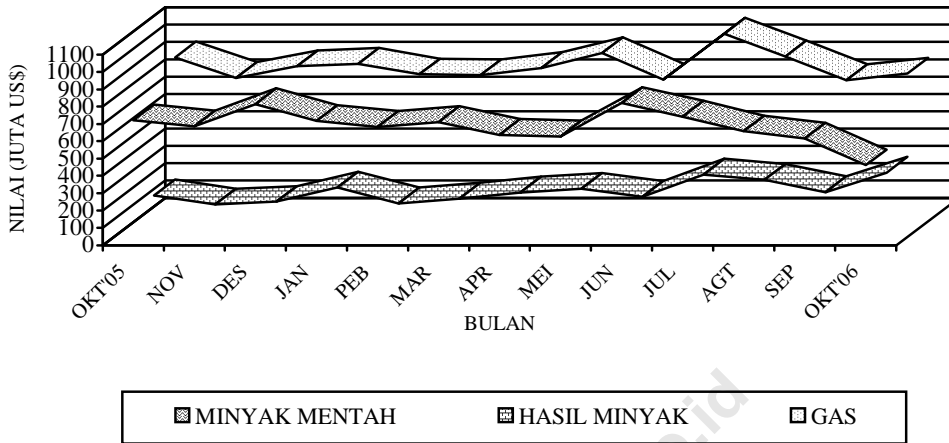
nilai untuk kelompok migas masing-masing sebesar US\$ 6 676,8 juta, US\$ 2 350,9 juta dan US\$ 8 536,2 juta.

Nilai ekspor untuk kelompok non migas yang terdiri dari hasil pertanian, industri serta hasil tambang dan lainnya pada bulan Januari - Oktober 2005 masing-masing US\$ 2 396,1 juta, US\$ 46 371,7 juta, dan US\$ 6 090,2 juta. Sementara itu pada periode Januari - Oktober 2006 masing-masing mencapai US\$ 2 795,6 juta, US\$ 53 364,8 juta, dan US\$ 8 546,0 juta.

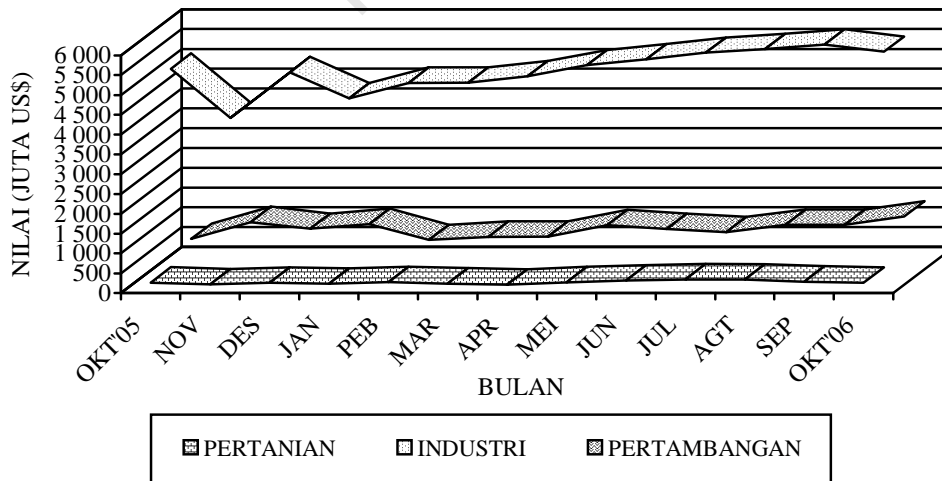
Grafik 2 : PERKEMBANGAN NILAI EKSPOR MIGAS DAN NON MIGAS SELAMA OKTOBER 2005 SAMPAI DENGAN OKTOBER 2006



**Grafik 3 : PERKEMBANGAN NILAI EKSPOR KOMODITI MIGAS
SELAMA OKTOBER 2005 SAMPAI DENGAN OKTOBER 2006**



**Grafik 4 : PERKEMBANGAN NILAI EKSPOR KOMODITI NON MIGAS
SELAMA OKTOBER 2005 SAMPAI DENGAN OKTOBER 2006**



**Tabel A. RINGKASAN EKSPOR NON MIGAS INDONESIA
(JUTA US\$)**

Tahun dan Bulan	Hasil sektor pertanian	Hasil sektor industri	Hasil sektor tambang	Total
[1]	[2]	[3]	[4]	[6]
2004				
Oktober	263,2	5 214,3	500,5	5 978,0
November	208,6	3 955,2	564,0	4 727,8
Desember	237,5	4 317,0	731,6	5 286,1
2005				
Januari	209,6	4 258,4	439,7	4 907,7
Pebruari	232,4	4 359,6	447,6	5 039,6
Maret	233,0	4 633,1	723,9	5 590,0
April	238,5	4 481,5	501,6	5 221,6
Mei	218,9	4 842,9	719,9	5 781,7
Juni	218,8	4 534,1	624,5	5 377,4
Juli	289,7	4 572,5	667,1	5 529,3
Agustus	214,3	4 563,4	699,3	5 477,0
September	273,7	4 852,8	675,6	5 802,1
Oktober	267,3	5 273,5	590,9	6 131,7
November	221,4	4 034,4	1 016,0	5 271,8
Desember	262,7	5 187,5	848,4	6 298,6
2006				
Januari	237,4	4 527,8	968,6	5 733,8
Pebruari	279,1	4 920,0	561,2	5 760,3
Maret	240,9	4 922,2	645,3	5 808,4
April	212,5	5 085,0	651,8	5 949,3
Mei	274,9	5 363,9	941,6	6 580,4
Juni	316,1	5 512,1	843,0	6 671,2
Juli	344,1	5 679,8	757,9	6 781,8
Agustus	338,3	5 773,3	947,2	7 058,8
September	289,3	5 881,2	947,3	7 242,8
Oktober	263,0	5 699,5	1 157,1	7 119,6

Dipandang dari negara tujuan ekspor (Tabel B), pada bulan Oktober 2006 kelompok migas yang ditujukan ke kawasan Asia Selatan & Tenggara dan Asia Barat, sebesar masing-masing US\$ 261,0 juta, dan US\$ 55,6 juta memperlihatkan peningkatan dibanding tahun 2005. Negara yang memperlihatkan peningkatan ekspor kelompok migas lainnya, adalah adalah Singapura dengan persentase peningkatan

sebesar 324,53 persen, Amerika Serikat dengan persentase peningkatan sebesar 60,95 persen, sedangkan Jepang, dan China memperlihatkan penurunan dibanding tahun 2005, masing-masing dengan persentase penurunan sebesar 11,91 persen dan 25,76 persen. Dari Tabel B juga terlihat bahwa ekspor komoditi migas pada bulan Oktober 2006 menunjukkan penurunan menjadi US\$ 1 597,5 juta.

Tabel B : Perkembangan Ekspor Migas & Non Migas Indonesia Menurut Negara Tujuan, Oktober 2005 & Oktober 2006 (Juta US\$)

Kawasan Negara Ekspor	Migas			Non Migas		
	Oktober 2005	Oktober 2006	Perubahan (%)	Oktober 2005	Oktober 2006	Perubahan (%)
• Asia Timur	1 615,8	1 190,0	-26,35	1 780,9	2 316,1	30,05
- Jepang	730,4	643,4	-11,91	833,2	1 067,6	28,13
- China	366,2	271,9	-25,76	410,7	511,4	24,51
• Asia Selatan & Tenggara	98,3	261,0	165,64	1 662,9	1 949,6	17,24
- Muangthai	49,4	68,6	38,99	172,3	177,5	3,03
- Singapura	35,0	148,5	324,53	535,3	667,2	24,65
- Philipina	0,1	0,8	646,98	91,6	97,8	6,76
- Malaysia	12,2	43,0	253,54	292,9	305,6	4,32
• Asia Barat	1,8	55,6	3063,90	286,3	276,3	-3,51
• Afrika	0,0	0,0	-	160,8	198,6	23,54
• Australia & Oseania	84,0	62,3	-25,77	137,1	152,8	11,46
• Amerika Utara	17,7	28,4	60,95	1009,8	925,7	-8,33
- Amerika Serikat	17,7	28,4	60,95	963,5	884,1	-8,24
• Amerika Tengah & Selatan	0,0	0,0	-	120,7	143,7	19,05
• Eropa Barat	2,2	0,0	-100,00	883,9	1 047,3	18,49
• Eropa Timur	0,0	0,1	-	89,4	109,5	22,53
Total Ekspor	1 819,7	1 597,5	-12,21	6 131,7	7 119,6	16,11

Pada kelompok non migas nilai ekspor mengalami peningkatan hingga mencapai US\$ 7 119,6 juta, kecuali negara Amerika Serikat yang mengalami penurunan nilai ekspor sebesar 8,24 persen.

Pada tabel 1 disajikan ekspor menurut sektor. Disini terlihat bahwa perolehan devisa terbesar pada periode Januari - Oktober 2006 berasal dari sektor industri dengan nilai US\$ 53 364,8 juta atau sekitar 64,87 persen dari total ekspor, sedangkan pada periode Januari - Oktober 2005 juga berasal dari sektor industri dengan nilai US\$ 46 371,7 juta atau sekitar 65,63 persen dari total ekspor. Dibandingkan periode yang sama tahun sebelumnya, sektor industri mengalami peningkatan 15,08 persen.

Pada tabel 2 disajikan perkembangan ekspor komoditi hasil pertanian, selama periode Januari - Oktober 2006, komoditi andalan sektor pertanian antara lain udang segar/beku dengan nilai US\$ 836,8 juta (29,93 persen); biji coklat dengan nilai US\$ 491,8 juta (17,59 persen); kopi dengan nilai US\$ 491,2 juta (17,57 persen); ikan dan lain-lain dengan nilai US\$ 400,9 juta (14,34 persen); rempah-rempah dengan nilai US\$ 158,5 juta (5,67 persen); hasil pertanian lainnya dengan nilai US\$ 76,3 juta (2,73 persen); buah-buahan dengan nilai US\$ 76,2 juta (2,73 persen); tembakau dengan

nilai US\$ 50,9 juta (1,82 persen); bahan nabati lainnya dengan nilai US\$ 44,0 juta (1,57 persen); teh dengan nilai US\$ 42,7 juta (1,53 persen).

Pada tabel 3 disajikan perkembangan ekspor komoditi hasil industri, selama periode Januari - Oktober 2006, komoditi andalan sektor industri antara lain tekstil dengan nilai US\$ 7 896,2 juta (14,80 persen); alat listrik, ukur, fotografi, dll dengan nilai US\$ 6 262,1 juta (11,73 persen); barang dari logam tidak mulia dengan nilai US\$ 5 860,0 juta (10,98 persen); minyak nabati dengan nilai US\$ 4 773,6 juta (8,95 persen); karet alam olahan dengan nilai US\$ 4 733,2 juta (8,87 persen); kayu olahan dengan nilai US\$ 2 711,5 juta (5,08 persen); kertas dan barang dari kertas dengan nilai US\$ 2 363,4 juta (4,43 persen); bahan kimia dengan nilai US\$ 2 174,0 juta (4,07 persen); makanan olahan dengan nilai US\$ 1 603,2 juta (3,00 persen). mebel dan bagian-bagiannya dengan nilai US\$ 1 475,9 juta (2,77 persen).

Pada tabel 4 disajikan perkembangan ekspor komoditi hasil pertambangan, selama periode Januari - Oktober 2006, komoditi andalan sektor pertambangan antara lain batu bara dengan nilai US\$ 4 924,7 juta (57,68 persen) dan biji tembaga dengan nilai US\$ 3 279,5 juta (38,41 persen).

Ekspor batu bara mengalami peningkatan 42,70 persen dibanding periode yang sama tahun sebelumnya, dan biji tembaga mengalami peningkatan 36,66 persen dibanding periode yang sama tahun sebelumnya.

Perkembangan ekspor Indonesia menurut komoditi dan negara tujuan yang disajikan pada Tabel 5, memperlihatkan bahwa ekspor selama ini lebih banyak bertumpu pada 15 komoditi utama, (ringkasan disajikan pada Tabel C yang diurut menurut nilai ekspor). Lima belas komoditi tersebut pada periode Januari - Oktober 2006 menyumbang sekitar 63,33 persen dari ekspor non migas.

Batu bara mempunyai nilai US\$ 4 924,7 juta, naik US\$ 1 473,7 juta dari tahun lalu, komoditi ini menyumbang sekitar 7,61 persen ekspor non migas nasional pada periode Januari - Oktober 2006.

Nilai ekspor pakaian jadi selama periode Januari - Oktober 2006 naik US\$ 424,8 juta menjadi US\$ 4 669,0 juta.

Pada periode Januari - Oktober 2006 nilai ekspor minyak kelapa sawit US\$ 3 879,5 juta, yang naik dibanding tahun lalu sebesar US\$ 736,7 juta atau naik sekitar 23,44 persen.

Komoditi alat listrik diekspor dengan nilai US\$ 3 698,6 juta atau 5,72 persen, biji

tembaga diekspor dengan nilai US\$ 3 279,5 juta atau sekitar 5,07 persen dari perolehan devisa non migas.

Selama periode Januari - Oktober 2006, crumb rubber nilai ekspornya mencapai US\$ 3 251,1 juta, sedangkan tahun sebelumnya senilai US\$ 1 732,3 juta, atau terjadi peningkatan sekitar US\$ 1518,8 juta (87,67 persen). Industri lainnya nilai ekspornya naik US\$ 396,67 juta (16,52 persen) menjadi US\$ 2 793,6 juta.

Perolehan devisa dari kertas dan barang dari kertas pada periode Januari - Oktober 2006 diekspor dengan nilai US\$ 2 363,4 juta atau sekitar 3,65 persen dari kelompok non migas. Audio visual pada periode Januari - Oktober 2006 diekspor dengan nilai US\$ 2 233,9 juta, sedangkan tahun sebelumnya US\$ 2 365,0 juta.

Textil lainnya nilai ekspornya naik US\$ 148,5 juta menjadi US\$ 2 107,3 juta. Sedangkan nilai ekspor tembaga dalam periode Januari - Oktober 2006 naik 69,36 persen menjadi US\$ 1 708,9 juta.

Besi/baja nilai ekspornya naik US\$ 588,5 juta menjadi US\$ 1 683,7 juta, Bahan kimia organik nilai ekspornya naik US\$ 190,2 juta menjadi US\$ 1 505,4 juta Komputer dan bagiannya nilai ekspornya turun US\$ 69,9 juta menjadi US\$ 1 447,3 juta. Damar

tiruan, bahan plastik nilai eksportnya turun US\$ 124,6 juta menjadi US\$ 1 432,7 juta.

**Tabel C : Ekspor Utama Barang Bukan Migas
Periode Januari - Oktober, 2005 dan 2006**

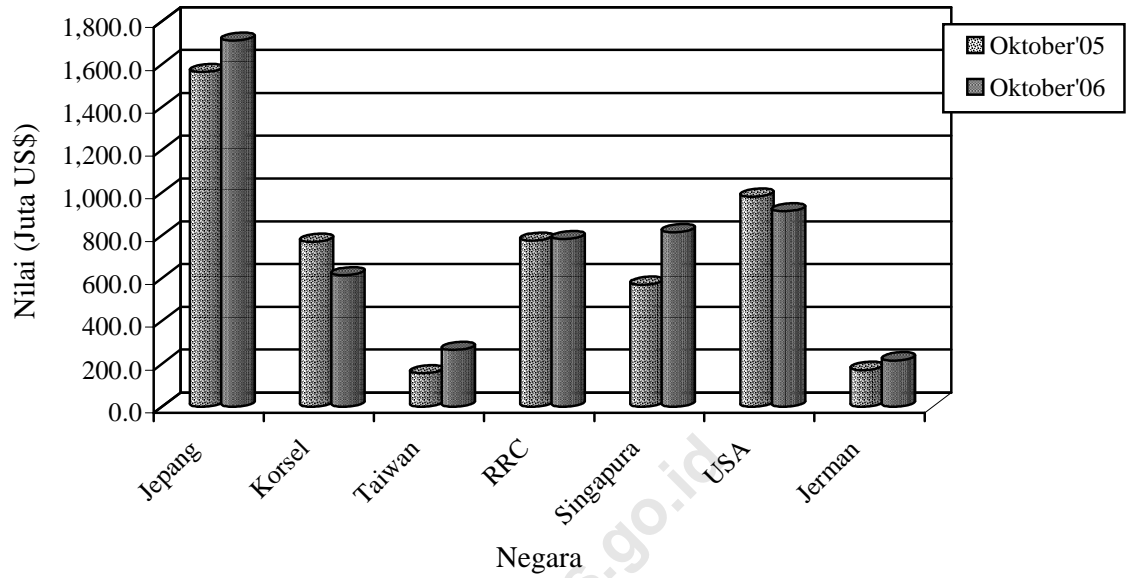
HS	Nilai FOB (Juta US\$)		Perubahan		% Peran 2006 (Terhadap Non Migas)
	2005	2006	Absolut	Persen	
Batu bara	3 451,0	4 924,7	1 473,7	42,70	7,61
Pakaian jadi	4 244,2	4 669,0	424,8	10,01	7,22
Minyak kelapa sawit	3 142,8	3 879,5	736,7	23,44	6,00
Alat listrik	3 596,1	3 698,6	102,5	2,85	5,72
Biji tembaga	2 399,8	3 279,5	879,7	36,66	5,07
Crumb rubber	1 732,3	3 251,1	1 518,8	87,67	5,02
Industri lainnya	2 397,5	2 793,5	396,0	16,52	4,32
Kertas dan barang dari kertas	1 934,7	2 363,4	428,7	22,16	3,65
Audio visual	2 365,0	2 233,9	-131,1	-5,54	3,45
Textil lainnya	1 958,8	2 107,3	148,5	7,58	3,26
Tembaga	1 009,1	1 708,9	699,9	69,36	2,64
Besi/baja	1 095,2	1 683,7	588,5	53,74	2,60
Bahan kimia organik	1 315,2	1 505,4	190,2	14,46	2,33
Komputer dan bagiannya	1 517,2	1 447,3	-69,9	-4,61	2,24
Damar tiruan, bahan plastik	1 308,1	1 432,7	124,6	9,52	2,21
Total Komoditi Utama	33 466,9	40 978,4	7 511,5	22,44	63,33

Nilai ekspor periode Januari - Oktober 2006, menurut negara kelompok ekonomi, ke kelompok negara APEC adalah yang terbesar yaitu mencapai 75,76 persen dari total ekspor yaitu US\$ 62 324,4 juta, diantaranya US\$ 15 372,0 juta ke ASEAN dan US\$ 10 035,2 juta ke NAFTA. Sementara nilai ekspor ke Uni Eropa sebesar 11,85 persen (US\$ 9 751,8 juta) dan ke Timur Tengah sebesar 3,46 persen (US\$ 2 842,9 juta). Ditinjau dari perkembangannya, nilai ekspor ke negara-negara APEC naik 16,49 persen dibanding keadaan tahun 2005 yang terdiri dari peningkatan ekspor menuju Korea Selatan sebesar 9,59 persen, menuju Jepang sebesar 17,69 persen, menuju ASEAN sebesar 18,62 persen, menuju NAFTA sebesar 12,32 persen.

Nilai ekspor periode Januari - Oktober 2006, menuju tujuh negara tujuan utama yaitu Jepang, Korea Selatan, Taiwan, RR China, Singapura, Amerika dan Jerman mencapai sebesar US\$ 51 460,9 juta atau sekitar 62,55 persen dari total ekspor. Dibandingkan periode tahun sebelumnya nilai ini naik US\$ 7 068,0 juta atau sekitar 15,92 persen.

Selain tujuh negara tujuan utama di atas, negara tujuan yang membeli produk nasional di atas US\$ 70 juta pada bulan Oktober 2006 antara lain Hongkong, Malaysia dan Australia masing-masing dengan nilai US\$ 126,7 juta, US\$ 348,5 juta dan US\$ 168,4 juta. Sedangkan dari kawasan Eropa antara lain ke Belanda dan Inggris masing-masing dengan nilai US\$ 228,2 juta dan US\$ 115,1 juta.

Grafik 5: EKSPOR INDONESIA MENURUT NEGARA TUJUAN UTAMA BULAN OKTOBER 2005 & 2006



Perbandingan nilai ekspor bulan Oktober 2005 dan 2006 ke beberapa negara tertentu disajikan pada Grafik 5.

TABEL 1. RINGKASAN PERKEMBANGAN EKSPOR INDONESIA

JENIS BARANG	BERAT BERSIH (RIBU TON)		PERUB	NILAI FOB (JUTA US \$)		PERUB
	JAN-OKT 2005	JAN-OKT 2006	%	JAN-OKT 2005	JAN-OKT 2006	%
	(1)	(2)	(3)	(4)	(5)	(6)
Total Ekspor	211,490.3	264,472.4	25.05	70,650.8	82,270.2	16.45
MIGAS	43,177.9	39,140.9	-9.35	15,792.8	17,563.9	11.21
MINYAK MENTAH	17,621.0	14,479.6	-17.83	6,644.7	6,676.8	0.48
HASIL MINYAK	5,097.6	5,707.6	11.97	1,629.3	2,350.9	44.29
GAS ALAM	20,459.3	18,953.7	-7.36	7,518.8	8,536.2	13.53
NON MIGAS	168,312.4	225,331.5	33.88	54,858.0	64,706.4	17.95
HASIL PERTANIAN	1,856.8	2,204.2	18.71	2,396.1	2,795.6	16.67
HASIL INDUSTRI	42,451.6	49,564.1	16.75	46,371.7	53,364.8	15.08
HASIL TAMBANG	124,000.6	173,560.8	39.97	6,083.1	8,538.4	40.36
LAINNYA	3.5	2.4	-31.45	7.1	7.6	6.86

TABEL 2. PERKEMBANGAN EKSPOR KOMODITI HASIL PERTANIAN

JENIS BARANG	BERAT BERSIH (TON)		PERUB	NILAI FOB (RIBU US \$)		PERUB
	JAN-OKT 2005	JAN-OKT 2006	%	JAN-OKT 2005	JAN-OKT 2006	%
	(1)	(2)	(3)	(4)	(5)	(6)
TOTAL PERTANIAN	1,856,785	2,204,201	18.71	2,396,150	2,795,576	16.67
KARET ALAM	3,572	7,009	96.20	5,008	11,273	125.11
KOPI	354,384	357,490	0.88	402,264	491,155	22.10
KAYU BULAT	324	65	-79.88	285	24	-91.42
UDANG SEGAR/BEKU	112,524	125,558	11.58	720,117	836,764	16.20
TEH	39,322	36,145	-8.08	41,256	42,703	3.51
REMPAH-REMPAH	86,861	96,716	57.56	122,375	158,511	29.53
-LADA HITAM	11,467	18,067	57.56	15,500	28,620	84.64
-LADA PUTIH	13,822	13,015	-5.84	29,837	33,639	12.74
-KAYU MANIS DAN BUNGANYA	30,349	30,175	-0.57	16,353	18,616	13.84
-BIJI PALA & BUNGANYA DAN KAPULAGA	15,398	18,182	18.09	41,871	46,586	11.26
-PANILI	112	226	102.55	2,420	2,238	-7.51
-LAINNYA	15,713	17,050	8.51	16,394	28,811	75.74
TEMPAKAU	27,485	25,853	-5.94	54,034	50,894	-5.81
BIJI COKLAT	304,565	396,144	30.07	390,564	491,836	25.93
IKAN DAN LAIN-LAIN	380,897	425,128	0.67	405,911	400,894	-1.24
-IKAN TONGKOL/TUNA	35,283	35,519	0.67	102,640	100,188	-2.39
-UBUR-UBUR	3,071	1246	-59.42	5,140	2,256	-56.10
-KEPITING KERANG-KERANGAN	34,505	37,282	8.05	107,850	114,591	6.25
-BEKICOT	2,123	2,304	8.55	3,237	3,861	19.25
-IKAN LAINNYA	305,916	348,776	14.01	187,043	179,998	-3.77
BIJI-BIJIAN	79,621	116,527	-71.73	23,417	30,754	31.33
-BIJI BUNGA	426	121	-71.73	1,533	1770	15.46
-BIJI KAPAS	1260	1150	-8.73	184	167	-9.38
-BIJI LAINNYA	77,935	115,256	47.89	21,700	28,817	32.80
BULU BEBEK	271	247	-8.91	232	227	-2.38
DAMAR DAN GETAH DAMAR	27,041	26,875	-0.61	13,887	24,147	73.88
KOPAL DAN LAIN-LAIN	23,806	23,550	-1.07	14,258	18,428	29.24
SAYUR-SAYURAN	78,234	155,507	98.77	28,030	34,281	22.30
BUAH-BUAHAN	133,942	150,216	12.15	57,461	76,199	32.61
KULIT KERANG DAN LAIN-LAIN	5,708	4,834	-15.30	2215	2,237	0.97
TANAMAN OBAT	7,950	4,578	-42.41	5,960	4,945	-17.03

TABEL 2. PERKEMBANGAN EKSOR KOMODITI HASIL PERTANIAN

JENIS BARANG	BERAT BERSIH (TON)		PERUB	NILAI FOB (RIBU US \$)		PERUB
	JAN-OKT 2005	JAN-OKT 2006	%	JAN-OKT 2005	JAN-OKT 2006	%
(1)	(2)	(3)	(4)	(5)	(6)	(7)
BAHAN NABATI LAINNYA	80,488	105,218	33.91	34,479	43,974	27.54
-GANGGANG LAUT	55,457	74,263	33.91	28,696	37,271	29.88
-IJUK DAN SEBANGSANYA	17,305	16,073	-7.12	2,579	2,485	-3.64
-LAINNYA	7,726	14,882	92.63	3,204	4,218	31.67
HASIL PERTANIAN LAINNYA	109,788	146,538	-87.72	74,396	76,329	2.6
-MUTIARA	13	2	-87.72	8,297	12,261	47.78
-LAINNYA	109,775	146,536	33.49	66,099	64,068	-3.07

TABEL 3. PERKEMBANGAN EKSPOR KOMODITI HASIL INDUSTRI

JENIS BARANG	BERAT BERSIH (TON)		PERUB	NILAI FOB (RIBU US \$)		PERUB
	JAN-OKT 2005	JAN-OKT 2006	%	JAN-OKT 2005	JAN-OKT 2006	%
(1)	(2)	(3)	(4)	(5)	(6)	(7)
TOTAL INDUSTRI	42,451,591	49,564,147	16.75	46,371,670	53,364,825	15.08
KAYU OLAHAN	4,053,715	3,735,587	-7.85	2,627,774	2,711,520	3.19
-KAYU LAPIS	1,892,148	1,657,108	-12.42	1,177,341	1,205,931	2.43
-KAYU GERGAJIAN	315,618	390,747	23.80	237,735	332,977	40.06
-KAYU OLAHAN LAIN	1,845,949	1,687,732	-8.57	1,212,699	1,172,613	-3.31
BARANG DARI LOGAM TIDAK MULIA	2,031,626	2,724,510	34.10	4,316,377	5,859,981	35.76
-TIMAH	120,271	108,508	-9.78	775,019	802,423	3.54
-ALUMINIUM	230,710	267,701	16.03	507,096	717,708	41.53
-NIKEL	82,336	70,873	-13.92	760,163	796,852	4.83
-BESI/BAJA	1,272,960	1,962,498	54.17	1,095,158	1,683,703	53.74
-TEMBAGA	264,952	261,178	-1.42	1,009,052	1,708,925	69.36
-SENG	3,457	3,999	15.67	4,550	6,568	44.35
-LOGAM TIDAK MULIA LAIN	56,941	49,753	-12.62	165,338	143,801	-13.03
TEKSTIL	1,511,775	1,559,875	3.18	7,353,775	7,896,180	7.38
-PAKAIAN JADI	316,967	335,657	5.90	4,244,192	4,668,976	10.01
-KAIN TENUN	251,148	238,146	-5.18	1,150,796	1,119,913	-2.68
-TEKSTIL LAINNYA	943,660	986,072	4.49	1,958,786	2,107,291	7.58
KARET ALAM OLAHAN	2,037,266	2,324,119	14.08	2,907,567	4,733,181	62.79
-BARANG DARI KARET	335,852	351,299	4.60	804,235	954,801	18.72
-SHEET	288,752	273,452	-5.30	358,596	520,449	45.14
-CRUMB RUBBER	1,402,931	1,695,715	20.87	1,732,311	3,251,067	87.67
-CREPE	9,731	3,653	-62.46	12,424	6,864	-44.75
MAKANAN TERNAK	1,994,849	2,190,037	9.78	121,556	141,991	16.81
-BUNGKIL KELAPA	267,044	210,650	-21.12	21,870	12,988	-40.61
-DEDAK/BEKATUL	290,189	367,184	26.53	27,488	34,643	26.03
-LAINNYA	1,437,615	1,612,203	12.14	72,198	94,361	30.70
MINYAK ATSIRI DAN LAINNYA	48,220	43,032	-10.76	173,876	173,372	-0.29
-MINYAK NILAM	2,199	2,309	4.96	37,031	35,449	-4.27
-MINYAK ATSIRI LAINNYA	1062	1017	-4.22	15,980	15,574	-2.54
-WANGI-WANGIAN DARI MINYAK ATSIRI	44,958	39,707	-11.68	120,865	122,349	1.23
ROTAN OLAHAN	16,637	19,653	18.13	13,773	17,959	30.39
MINYAK NABATI	10,185,624	11,826,532	16.11	4,009,511	4,773,641	19.06
-MINYAK KELAPA SAWIT	8,673,528	9,992,389	15.21	3,142,801	3,879,497	23.44
-MINYAK BIJI KELAPA SAWIT	845,926	1,019,610	20.53	485,182	495,324	2.09
-MINYAK NABATI LAIN	666,171	814,534	22.27	381,527	398,819	4.53
ASAM BERLEMAK	527,357	585,724	11.07	270,881	284,354	4.97
-STEARIN	158,704	147,633	-6.98	76,413	75,188	-1.60

TABEL 3. PERKEMBANGAN EKSPOR KOMODITI HASIL INDUSTRI

JENIS BARANG	BERAT BERSIH (TON)		PERUB	NILAI FOB (RIBU US \$)		PERUB
	JAN-OKT 2005	JAN-OKT 2006	%	JAN-OKT 2005	JAN-OKT 2006	%
	(1)	(2)	(3)	(4)	(5)	(6)
-ASAM BERLEMAK LAIN	368,653	438,091	18.84	194,468	209,166	7.56
ALAT LISTRIK UKUR FOGRAFI DLL	563,713	578,504	2.62	6,232,277	6,262,138	0.48
-ALAT LISTRIK	405,835	444,644	9.56	3,596,108	3,698,615	2.85
-DIODE TRANSISTOR	1309	1086	-16.99	100,131	103,349	3.21
-AUDIO VISUAL	148,648	125,303	-15.70	2,364,987	2,233,906	-5.54
-FOTOGRAFI DAN OPTIK	2,475	2,507	1.31	108,208	153,492	41.85
-ALAT UKUR	220	323	46.73	7,910	6,092	-22.98
-LONCENG ARLOJI DAN BAGIANNYA	5,227	4,641	-11.21	54,932	66,684	21.39
MAKANAN OLAHAN	1,226,439	1,498,220	22.16	1,484,696	1,603,160	7.98
-COKLAT OLAHAN	78,964	98,584	24.85	169,097	192,696	13.96
-GULA TETES	170,054	433,663	155.01	14,581	39,987	174.24
-KERUPUK UDANG	4,898	5,466	11.58	6,492	7,640	17.69
-BUAH/SAYURAN OLAHAN	387,549	410,322	5.88	228,564	214,691	-6.07
-MINUMAN OLAHAN	50,445	63,732	26.34	25,128	35,095	39.66
-ROKOK DAN TEMBAKAU OLAHAN	49,744	58,316	17.23	215,393	237,124	10.09
-DAGING TERNAK	3,240	3,936	21.51	9,983	14,614	46.38
-DAGING UNGGAS	20	0	-99.90	56	18	-67.20
-IKAN OLAHAN	127,843	125,502	-1.83	402,631	409,283	1.65
-BERAS GILING	42,239	862	-97.96	8,625	468	-94.58
-KOPI OLAHAN	623	212	-65.98	573	335	-41.54
-TEH OLAHAN	47,954	45,738	-4.62	62,533	71,386	14.16
-GULA PASIR	805	948	17.71	298	591	98.20
-GULA LAINNYA	4,477	5,303	18.46	2580	2,679	3.81
-MAKANAN OLAHAN LAINNYA	257,585	245,637	-4.64	338,162	376,552	11.35
SEMEN	3,388,934	5,839,329	72.31	92,169	175,239	90.13
BARANG ANYAMAN	23,968	26,461	10.40	53,426	59,353	11.09
-DARI ROTAN	9,936	7,721	-22.29	21,583	18,898	-12.44
-DARI BAHAN LAINNYA	14,032	18,740	33.55	31,844	40,456	27.04
MEUBEL DAN BAGIAN-BAGIANNYA	731,522	702,734	-3.94	1,559,372	1,475,948	-5.35
-DARI ROTAN	102,892	97,950	-4.80	288,424	267,747	-7.17
-DARI BAHAN LAINNYA	628,629	604,783	-3.79	1,270,948	1,208,201	-4.94
BAHAN KIMIA	3,629,610	3,974,702	9.51	1,767,790	2,174,010	22.98
-AN ORGANIK	1,370,283	1,399,331	2.12	333,756	398,975	19.54
-ORGANIK	1,964,808	1,972,495	0.39	1,315,192	1,505,374	14.46
-LAINNYA	294,519	602,876	104.70	118,842	269,662	126.91
PUPUK	614,556	90,246	-85.32	144,997	18,228	-87.43
PRODUK PHARMASI	7,222	8,073	11.78	83,616	101,893	21.86
KULIT DAN BARANG DARI KULIT	14,906	11,440	-23.25	106,787	144,380	35.20
KACA DAN BARANG DARI KACA	698,525	654,798	-6.26	337,238	327,864	-2.78
KERTAS DAN BARANG DARI KERTAS	2,656,430	3,143,605	18.34	1,934,704	2,363,431	22.16
INDUSTRI LAINNYA	6,488,697	8,026,964	23.71	10,779,509	12,067,002	11.94
-GLISEROL DAN LARUTAN ALKALI	20,973	13,471	-35.77	10,435	4,014	-61.53
-MARGARIN DAN LEMAK LAINNYA	230,985	228,773	-0.96	107,177	113,483	5.88
-SABUN MANDI DAN CUCI	385,801	391,429	1.46	275,857	280,911	1.83
-BAHAN CELUP ORGANIK SINTETIK	31,033	35,173	13.34	86,439	111,829	29.37
-PREPARAT PEMBASMI KUMAN DLL	29,321	37,173	26.78	57,656	72,250	25.31
-DAMAR TIRUAN BAHAN PLASTIK	944,218	1,014,146	7.41	1,308,141	1,432,725	9.52
-BAHAN KERTAS	2,042,292	2,369,248	16.01	742,214	935,281	26.01
-ALAS KAKI (KULIT KARET DAN KANVAS)	87,030	93,108	6.98	1,183,874	1,328,266	12.20
-PRODUK KERAMIK	531,928	497,380	-6.49	230,872	242,477	5.03
-EMAS BATANGAN	13	26	107.32	151,500	441,166	191.20
-PESAWAT UDARA DAN BAGIANNYA	3,123	5,013	60.53	79,067	223,911	183.19
-KAPAL LAUT DAN SEJENISNYA	191,491	213,697	11.60	168,615	298,936	77.29

TABEL 3. PERKEMBANGAN EKSPOR KOMODITI HASIL INDUSTRI

JENIS BARANG	BERAT BERSIH (TON)		PERUB	NILAI FOB (RIBU US \$)		PERUB
	JAN-OKT 2005	JAN-OKT 2006	%	JAN-OKT 2005	JAN-OKT 2006	%
(1)	(2)	(3)	(4)	(5)	(6)	(7)
-PERLENGKAPAN OLAHRAGA DAN MAINAN	25,909	28,127	8.56	171,714	182,514	6.29
-PENA DAN PENSIL	7,437	8,255	10.99	48,858	54,441	11.43
-BATU SEMI PERMATA	1	53	4,895.75	9	573	6,419.90
-KOPER TAS DOMPET PLASTIK/TEKSTIL	8,656	6,967	-19.51	39,107	36,461	-6.77
-BARANG DARI LOGAM MULIA	207	335	61.91	70,775	71,497	1.02
-PETI KEMAS	50,560	22,614	-55.27	54,497	23,064	-57.68
-KOMPUTER DAN BAGIANNYA	92,922	85,110	-8.41	1,517,211	1,447,281	-4.61
-KENDARAAN BERMOTOR RODA 2 DAN 3	2,766	3,350	21.13	23,529	25,158	6.92
-KENDARAAN BERMOTOR RODA 4 DAN LEE	34,106	59,478	74.39	214,874	312,547	45.46
-SUKU CADANG MESIN	83,186	82,613	-0.69	1,014,316	666,535	-34.29
-SUKU CADANG KENDARAAN	136,432	155,751	14.16	806,207	959,315	18.99
-UBI KAYU OLAHAN	173,263	77,706	-55.15	19,107	8,906	-53.39
-INDUSTRI LAINNYA	1,375,046	2,597,967	88.94	2,397,461	2,793,463	16.52

TABEL 4. PERKEMBANGAN EKSPOR KOMODITI HASIL PERTAMBANGAN

JENIS BARANG	BERAT BERSIH (TON)		PERUB	NILAI FOB (RIBU US \$)		PERUB
	JAN-OKT 2005	JAN-OKT 2006	%	JAN-OKT 2005	JAN-OKT 2006	%
(1)	(2)	(3)	(4)	(5)	(6)	(7)
TOTAL PERTAMBANGAN	124,000,593	173,560,783	39.97	6,083,148	8,538,416	40.36
BIJI TEMBAGA	1,855,786	1,689,547	-8.96	2,399,786	3,279,514	36.66
BIJI NIKEL	3,081,544	2,964,295	-3.80	115,708	136,202	17.71
BAUKSIT	1,957,619	5,730,613	192.73	19,470	45,734	134.90
BIJI TIMAH/TIN	1,219	526	-56.83	481	74	-84.72
BATU BARA	103,987,403	148,376,648	42.69	3,450,995	4,924,666	42.70
GRANIT	6,181,422	6,122,718	-0.95	22,810	21,511	-5.70
PASIR ALAM	2,980,394	3,046,354	2.21	6,360	22,785	258.25
HASIL TAMBANG LAIN	3,955,205	5,630,082	42.35	67,538	107,931	59.81

TABEL 5. PERKEMBANGAN EKSPOR INDONESIA MENURUT KOMODITI DAN NEGARA TUJUAN

JENIS BARANG	BERAT BERSIH (KG)		PERUB	NILAI FOB (US \$)		PERUB
	JAN-OKT 2005	JAN-OKT 2006	%	JAN-OKT 2005	JAN-OKT 2006	%
(1)	(2)	(3)	(4)	(5)	(6)	(7)
MINYAK MENTAH	17,621,037,925	14,479,581,967	-17.83	6,644,717,384	6,676,750,668	0.48
JAPAN	4,820,307,321	4,782,654,000	-0.78	1,836,212,312	2,234,090,879	21.67
HONG KONG	22,246,000	0	-100	7,293,088	0	-100
KOREA, REPUBLIC OF	4,552,049,000	2,472,400,000	-45.69	1,667,955,598	1,089,866,460	-34.66
TAIWAN	240,314,000	960,171,000	299.55	85,137,797	414,391,529	386.73
CHINA	3,210,347,000	1,571,274,000	-51.06	1,206,997,215	707,798,364	-41.36
THAILAND	614,217,000	903,242,000	47.06	236,104,402	430,470,008	82.32
SINGAPORE	837,492,069	679,568,033	-18.86	296,546,408	311,072,072	4.9
MALAYSIA	192,229,045	549,069,107	185.63	72,227,540	251,846,814	248.69
VIET NAM	0	53,928,000	-	0	29,319,696	-
TURKEY	62,687,000	0	-100	21,043,728	0	-100
AUSTRALIA	2,265,435,000	1,625,974,000	-28.23	919,586,265	808,004,271	-12.13
NEW ZEALAND	189,071,000	140,858,000	-25.5	71,026,826	66,470,247	-6.42
EAST TIMOR	0	761	-	0	90	-
UNITED STATES	614,595,727	740,023,029	20.41	224,586,060	333,419,792	48.46
CANADA	0	20,037	-	0	290	-
UNITED KINGDOM	10,000	0	-100	5	0	-100
NETHERLANDS	37,763	0	-100	140	0	-100
FRANCE	0	400,000	-	0	156	-
HASIL MINYAK	5,097,558,021	5,707,628,257	11.97	1,629,266,740	2,350,870,406	44.29
JAPAN	2,785,228,138	2,774,597,840	-0.38	902,807,414	1,060,947,554	17.52
HONG KONG	0	3,760	-	0	4,652	-
KOREA, REPUBLIC OF	395,579,397	529,771,218	33.92	100,467,459	194,652,590	93.75
TAIWAN	113,935,003	21,188,431	-81.4	51,539,505	8,424,704	-83.65
CHINA	321,957,749	434,161,762	34.85	108,772,356	206,401,261	89.76
THAILAND	4,869,849	64,854,110	1231.75	2,818,383	43,674,013	1449.61
SINGAPORE	953,130,131	1,387,498,995	45.57	340,225,436	632,047,139	85.77
PHILIPPINES	1,084,596	13,562,149	1150.43	643,925	7,613,002	1082.28
MALAYSIA	103,232,035	99,662,933	-3.46	31,802,078	43,244,669	35.98
MYANMAR (FORM. BURMA)	38,400	0	-100	17,088	0	-100
BRUNEI DARUSSALAM	395	0	-100	50	0	-100
VIET NAM	0	43,214	-	0	48,034	-
INDIA	113,457,895	183,271,457	61.53	10,934,546	58,080,103	431.16
PAKISTAN	0	244,118	-	0	257,284	-
BANGLADESH	20,818	1,500,046	7105.52	47,214	1,266,934	2583.39
SAUDI ARABIA	0	17,999	-	0	26,705	-
TURKEY	3,404,000	0	-100	1,757,261	0	-100
UNITED ARAB EMIRATES	0	92,066,869	-	0	55,593,100	-
QATAR	32,200	0	-100	26,166	0	-100
EGYPT	16,000	0	-100	3,672	0	-100
TOGO	0	108,000	-	0	54,000	-
CONGO	365	0	-100	140	0	-100
NIGERIA	20,000	1,090	-94.55	7,630	11,779	54.38
DJIBOUTI	0	133,280	-	0	120,618	-
SOUTH AFRICA	0	325,960	-	0	164,698	-
AUSTRALIA	59,359,496	27,212	-99.95	13,091,061	26,608	-99.8
NEW ZEALAND	0	191,060	-	0	212,106	-
EAST TIMOR	18,131,316	15,720,609	-13.3	9,017,467	7,554,204	-16.23
UNITED STATES	181,367,243	88,088,004	-51.43	53,061,006	29,846,150	-43.75
CANADA	2,000	0	-100	10	0	-100
GUATEMALA	0	13,600	-	0	11,668	-
UNITED KINGDOM	6,210	2,340	-62.32	2,585	3,020	16.83
NETHERLANDS	97	0	-100	198	0	-100
FRANCE	0	39,130	-	0	35,468	-
GERMANY, FED. REP. OF	16	25	56.25	66	1,250	1793.94
BELGIUM	20	0	-100	21	0	-100
SWITZERLAND	0	13	-	0	10	-
FINLAND	0	3	-	0	4	-
ITALY	42,658,000	114,020	-99.73	2,218,216	85,155	-96.16
CZECHOSLOVAKIA	364	0	-100	140	0	-100
BULGARIA	200	0	-100	648	0	-100
UKRAINE	0	16,660	-	0	15,244	-
CZECH REPUBLIC	26,000	0	-100	4,940	0	-100
RUSSIA FEDERATION	88	402,350	457115.91	59	446,680	756984.75
GAS ALAM	20,459,283,624	18,953,656,904	-7.36	7,518,801,047	8,536,239,641	13.53
JAPAN	12,925,283,938	11,903,751,420	-7.9	4,333,732,196	4,739,635,468	9.37
KOREA, REPUBLIC OF	4,384,378,364	4,180,288,595	-4.65	1,827,218,279	2,240,633,114	22.63
TAIWAN	1,306,833,489	1,500,000	-99.89	514,462,693	1,792,500	-99.65
CHINA	1,759,271,355	2,786,401,109	58.38	802,722,205	1,509,802,280	88.09
THAILAND	29,117,027	31,554,594	8.37	17,701,637	20,263,793	14.47
SINGAPORE	4,174,250	1,880	-99.95	1,320,856	1,515	-99.89

TABEL 5. PERKEMBANGAN EKSPOR INDONESIA MENURUT KOMODITI DAN NEGARA TUJUAN

JENIS BARANG	BERAT BERSIH (KG)		PERUB	NILAI FOB (US \$)		PERUB
	JAN-OKT 2005	JAN-OKT 2006	%	JAN-OKT 2005	JAN-OKT 2006	%
(1)	(2)	(3)	(4)	(5)	(6)	(7)
PHILIPPINES	33,772,800	30,236,601	-10.47	13,647,319	11,389,398	-16.54
MALAYSIA	3,000,000	3,507,500	16.92	2,100,000	4,315,994	105.52
VIET NAM	1,758,000	489	-99.97	672,874	93	-99.99
INDIA	0	1,500,757	-	0	942,716	-
UNITED ARAB EMIRATES	0	6,000	-	0	4,800	-
AUSTRALIA	3,198,400	8,924,700	179.04	1,277,668	4,352,050	240.62
GUAM	0	5,120,100	-	0	2,630,201	-
EAST TIMOR	68,000	863,146	1169.33	27,825	475,519	1608.96
UNITED STATES	20	13	-35	2	200	9900
CURACAO	1,788,681	0	-100	465,057	0	-100
ITALY	6,639,300	0	-100	3,452,436	0	-100
KARET ALAM	3,572,455	7,009,246	96.2	5,007,778	11,272,931	125.11
JAPAN	268,254	280,430	4.54	1,338,449	825,626	-38.31
HONG KONG	3,600	288,529	7914.69	5,850	380,133	6398
KOREA, REPUBLIC OF	68,707	736,132	971.41	47,181	1,576,123	3240.59
TAIWAN	27,325	530	-98.06	25,920	83	-99.68
CHINA	201,600	2,495,808	1138	235,872	3,555,126	1407.23
THAILAND	1	12	1100	9	256	2744.44
SINGAPORE	529,884	640,230	20.82	339,964	397,727	16.99
PHILIPPINES	56	0	-100	68	0	-100
MALAYSIA	0	360,000	-	0	426,800	-
VIET NAM	0	100,000	-	0	136,960	-
PAKISTAN	0	201,600	-	0	438,891	-
BANGLADESH	13,499	0	-100	15,174	0	-100
U.S. VIRGIN ISLANDS	2	0	-100	14	0	-100
AUSTRALIA	75,940	7,651	-89.92	157,945	19,083	-87.92
NEW ZEALAND	199,780	0	-100	154,940	0	-100
UNITED STATES	1,096,835	952,884	-13.12	1,324,197	1,728,192	30.51
BRAZIL	538,154	360,354	-33.04	580,957	571,392	-1.65
NETHERLANDS	298,462	499,401	67.32	484,824	1,048,225	116.21
FRANCE	0	42,840	-	0	84,142	-
GERMANY, FED. REP. OF	208,854	5	-100	179,213	30	-99.98
AUSTRIA	2	0	-100	66	0	-100
BELGIUM	21,500	0	-100	19,135	0	-100
ITALY	20,000	0	-100	98,000	0	-100
POLAND	0	42,840	-	0	84,142	-
KOPI	354,384,415	357,490,354	0.88	402,263,516	491,154,600	22.1
JAPAN	40,945,767	57,744,534	41.03	53,181,777	80,157,431	50.72
HONG KONG	729,193	745,190	2.19	901,828	1,185,141	31.42
KOREA, REPUBLIC OF	4,938,788	2,539,840	-48.57	4,837,623	2,740,035	-43.36
TAIWAN	3,972,237	2,973,570	-25.14	6,246,421	5,441,094	-12.89
CHINA	2,340,153	1,340,337	-42.72	2,229,447	1,623,951	-27.16
MACAU	72,000	18,000	-75	92,295	43,200	-53.19
THAILAND	0	710	-	0	525	-
SINGAPORE	10,874,894	11,946,807	9.86	17,092,594	19,360,445	13.27
PHILIPPINES	2,196,246	5,611,300	155.5	2,216,322	6,569,625	196.42
MALAYSIA	5,529,008	6,571,057	18.85	4,730,618	7,017,387	48.34
BRUNEI DARUSSALAM	0	160	-	0	367	-
VIET NAM	0	54,000	-	0	119,250	-
INDIA	14,398,493	8,786,060	-38.98	9,998,020	8,765,604	-12.33
BANGLADESH	105,000	0	-100	84,000	0	-100
IRAN (ISLAMIC REPUBLIC OF)	975,500	1,909,800	95.78	1,011,822	2,310,976	128.4
SAUDI ARABIA	18,000	57,500	219.44	20,350	105,853	420.16
JORDAN	302,400	325,800	7.74	356,449	308,483	-13.46
LEBANON	96,000	132,600	38.13	79,247	147,064	85.58
OMAN	146,479	0	-100	164,007	0	-100
SYRIA ARAB REPUBLIC	0	57,600	-	0	55,610	-
UNITED ARAB EMIRATES	321,300	852,300	165.27	346,825	1,158,612	234.06
EGYPT	8,068,949	9,934,146	23.12	6,460,673	11,332,548	75.41
LIBYAN ARAB JAMAHIRIYA	36,000	0	-100	24,480	0	-100
MOROCCO	3,924,240	6,505,198	65.77	3,054,410	7,449,094	143.88
ALGERIA	16,625,127	12,735,570	-23.4	13,064,268	14,059,868	7.62
SOUTH AFRICA	2,870,095	5,616,254	95.68	2,654,084	6,170,285	132.48
AUSTRALIA	1,216,678	2,081,159	71.05	2,721,518	3,973,760	46.01
NEW ZEALAND	140,708	233,400	65.88	483,417	608,220	25.82
MICRONESIA, FEDERATED STATES	0	976	-	0	4,047	-
SOLOMON ISLANDS	0	7,560	-	0	19,215	-
EAST TIMOR	73,200	0	-100	86,948	0	-100
UNITED STATES	69,861,635	78,107,026	11.8	113,022,528	136,675,634	20.93
CANADA	1,252,620	1,862,100	48.66	3,760,929	4,775,407	26.97
MEXICO	0	156,000	-	0	435,087	-

TABEL 5. PERKEMBANGAN EKSPOR INDONESIA MENURUT KOMODITI DAN NEGARA TUJUAN

JENIS BARANG	BERAT BERSIH (KG)		PERUB	NILAI FOB (US \$)		PERUB
	JAN-OKT 2005	JAN-OKT 2006	%	JAN-OKT 2005	JAN-OKT 2006	%
(1)	(2)	(3)	(4)	(5)	(6)	(7)
PANAMA	18,000	0	-100	11,070	0	-100
CHILE	75,600	0	-100	61,387	0	-100
COLOMBIA	252,000	0	-100	274,220	0	-100
ECUADOR	6,672,600	3,652,500	-45.26	4,895,405	3,359,127	-31.38
PERU	190,800	0	-100	225,410	0	-100
UNITED KINGDOM	12,315,820	10,558,631	-14.27	11,663,331	12,743,736	9.26
NETHERLANDS	1,454,137	1,741,812	19.78	3,113,210	3,637,358	16.84
FRANCE	3,177,267	1,865,400	-41.29	2,632,651	2,073,418	-21.24
GERMANY, FED. REP. OF	62,195,602	52,737,041	-15.21	61,228,963	66,937,246	9.32
AUSTRIA	606,440	105,000	-82.69	448,272	94,248	-78.98
BELGIUM	10,822,843	3,907,500	-63.9	11,576,693	5,756,393	-50.28
SWITZERLAND	1,880,218	1,412,519	-24.87	2,449,384	2,452,568	0.13
DENMARK	487,300	440,544	-9.59	677,799	719,599	6.17
NORWAY	88,500	36,000	-59.32	211,620	76,797	-63.71
SWEDEN	777,000	710,122	-8.61	761,802	1,307,401	71.62
FINLAND	18,000	0	-100	22,300	0	-100
IRELAND	180,000	288,000	60	567,962	875,837	54.21
ITALY	25,129,460	23,452,850	-6.67	23,254,145	27,787,980	19.5
SPAIN	3,695,100	4,880,300	32.07	3,545,920	5,274,547	48.75
PORTUGAL	1,156,679	1,222,200	5.66	1,134,717	1,526,475	34.52
ICELAND	18,000	19,200	6.67	44,558	39,168	-12.1
GREECE	1,802,800	1,603,800	-11.04	1,572,833	1,931,912	22.83
POLAND	5,425,004	5,978,260	10.2	4,180,532	5,658,447	35.35
ROMANIA	7,812,000	7,524,745	-3.68	5,908,755	7,776,993	31.62
BULGARIA	6,721,785	5,590,499	-16.83	5,519,703	6,373,853	15.47
ARMENIA	0	18,600	-	0	20,646	-
UKRAINE	37,800	36,000	-4.76	25,291	93,600	270.09
LATVIA	1,123,198	585,000	-47.92	836,562	542,100	-35.2
ESTONIA	0	1,174,990	-	0	1,088,378	-
GEORGIA	6,950,733	8,257,487	18.8	5,413,302	9,265,559	71.16
SLOVENIA	19,200	0	-100	22,904	0	-100
CZECH REPUBLIC	1,050,000	210,000	-80	813,581	197,873	-75.68
RUSSIA FEDERATION	199,819	574,800	187.66	246,334	929,523	277.34
KAYU BULAT	323,723	65,142	-79.88	285,319	24,471	-91.42
JAPAN	11,101	16,192	45.86	37,410	5,345	-85.71
HONG KONG	37	0	-100	2,226	0	-100
KOREA, REPUBLIC OF	2	0	-100	3	0	-100
TAIWAN	53,877	0	-100	24,102	0	-100
CHINA	0	16,500	-	0	841	-
SINGAPORE	14,879	28,031	88.39	48,818	9,704	-80.12
MALAYSIA	134,395	259	-99.81	115,142	422	-99.63
INDIA	84,690	0	-100	213	0	-100
UNITED ARAB EMIRATES	1,538	226	-85.31	35,914	7,436	-79.29
U.S. VIRGIN ISLANDS	17	0	-100	27	0	-100
SOUTH AFRICA	22,500	0	-100	15,362	0	-100
AUSTRALIA	51	0	-100	576	0	-100
GUAM	272	0	-100	4,086	0	-100
UNITED STATES	30	3,931	13003.33	281	694	146.98
GERMANY, FED. REP. OF	30	1	-96.67	620	1	-99.84
BELGIUM	13	0	-100	137	0	-100
SWITZERLAND	0	2	-	0	28	-
ITALY	290	0	-100	400	0	-100
SPAIN	1	0	-100	2	0	-100
UDANG SEGAR/BEKU	112,524,084	125,558,118	11.58	720,117,459	836,763,924	16.2
JAPAN	38,136,537	42,236,847	10.75	310,924,872	345,246,071	11.04
HONG KONG	4,109,628	4,732,417	15.15	17,115,643	19,912,241	16.34
KOREA, REPUBLIC OF	881,178	626,041	-28.95	3,207,803	3,907,183	21.8
TAIWAN	971,316	847,317	-12.77	2,390,148	1,604,068	-32.89
CHINA	3,524,413	2,165,478	-38.56	13,204,223	10,492,026	-20.54
THAILAND	255,188	1,059,812	315.31	2,359,897	2,133,473	-9.59
SINGAPORE	2,767,825	2,565,972	-7.29	4,168,284	4,568,315	9.6
PHILIPPINES	70,436	49,739	-29.38	277,285	257,104	-7.28
MALAYSIA	3,414,607	3,058,284	-10.44	3,054,387	4,416,976	44.61
VIET NAM	457,831	360,510	-21.26	2,882,089	3,038,214	5.42
INDIA	98,603	2	-100	140,105	3	-100
SAUDI ARABIA	0	9	-	0	9	-
JORDAN	7,945	4	-99.95	56,801	14	-99.98
UNITED ARAB EMIRATES	262	19,222	7236.64	1,154	56,929	4833.19
CYPRUS	15,802	35,999	127.81	105,441	272,132	158.09
EGYPT	0	27,961	-	0	160,714	-
REUNION	384,840	324,042	-15.8	1,932,477	2,171,902	12.39

TABEL 5. PERKEMBANGAN EKSPOR INDONESIA MENURUT KOMODITI DAN NEGARA TUJUAN

JENIS BARANG	BERAT BERSIH (KG)		PERUB	NILAI FOB (US \$)		PERUB
	JAN-OKT 2005	JAN-OKT 2006	%	JAN-OKT 2005	JAN-OKT 2006	%
(1)	(2)	(3)	(4)	(5)	(6)	(7)
NIGERIA	0	126	-	0	190	-
SOUTH AFRICA	3,865	0	-100	23,700	0	-100
MAURITIUS	77,568	67,040	-13.57	447,637	405,353	-9.45
AUSTRALIA	1,225,752	1,407,584	14.83	5,966,144	6,581,165	10.31
NEW ZEALAND	76,605	44,834	-41.47	186,721	203,877	9.19
AMERICAN SAMOA	16,344	0	-100	114,200	0	-100
UNITED STATES	33,822,466	41,669,549	23.2	223,770,571	284,243,871	27.02
CANADA	1,433,195	468,668	-67.3	9,164,708	2,878,035	-68.6
CURACAO	14,696	0	-100	81,898	0	-100
BRAZIL	0	21,730	-	0	133,044	-
TRINIDAD AND TOBAGO	0	1,057	-	0	4,390	-
JAMAICA	15,966	0	-100	77,720	0	-100
PUERTO RICO	89,777	258,674	188.13	478,453	1,696,761	254.63
NETHERLANDS ANTILLES	0	5,045	-	0	52,410	-
UNITED KINGDOM	5,903,812	7,615,324	28.99	35,897,849	50,866,992	41.7
NETHERLANDS	1,047,892	855,274	-18.38	6,631,876	4,988,201	-24.78
FRANCE	1,391,655	847,877	-39.07	8,619,297	4,345,846	-49.58
GERMANY, FED. REP. OF	1,169,633	1,609,742	37.63	5,880,679	8,769,309	49.12
AUSTRIA	5	99	1880	10	1,000	9900
BELGIUM	8,295,444	9,757,934	17.63	46,799,537	59,630,046	27.42
SWITZERLAND	51,122	105,694	106.75	245,517	748,348	204.8
DENMARK	212,495	250,391	17.83	1,098,928	1,327,151	20.77
SWEDEN	129,528	92,146	-28.86	426,421	714,773	67.62
IRELAND	21,485	0	-100	136,592	0	-100
ITALY	1,425,682	1,626,510	14.09	7,400,184	6,659,387	-10.01
SPAIN	783,348	448,926	-42.69	3,644,296	2,321,930	-36.29
PORTUGAL	82,758	93,272	12.7	283,536	629,667	122.08
GREECE	0	18,033	-	0	143,239	-
BULGARIA	28,812	0	-100	184,421	0	-100
LATVIA	15,810	56,596	257.98	111,051	269,644	142.81
ESTONIA	0	19,290	-	0	162,178	-
GEORGIA	0	51,540	-	0	325,884	-
MALTA	0	6,901	-	0	31,747	-
RUSSIA FEDERATION	91,958	48,606	-47.14	624,904	392,112	-37.25
TEH	39,322,280	36,145,416	-8.08	41,256,489	42,703,165	3.51
JAPAN	15,375	102,406	566.06	54,512	423,992	677.8
HONG KONG	7,345	3,505	-52.28	7,758	10,904	40.55
KOREA, REPUBLIC OF	2,688	1,301	-51.6	1,467	6,768	361.35
TAIWAN	272,625	362,692	33.04	336,127	401,374	19.41
CHINA	24,670	236,935	860.42	16,666	192,575	1055.5
SINGAPORE	258,693	263,668	1.92	298,598	346,483	16.04
PHILIPPINES	0	168	-	0	982	-
MALAYSIA	4,348,000	4,458,898	2.55	3,758,931	4,422,601	17.66
MALDIVES	0	99	-	0	61	-
INDIA	670,728	640,529	-4.5	669,345	630,945	-5.74
PAKISTAN	4,236,376	4,405,004	3.98	5,322,904	6,468,464	21.52
SRI LANKA	230,765	285,296	23.63	236,820	339,604	43.4
AFGHANISTAN	526,049	421,623	-19.85	519,021	433,501	-16.48
IRAN (ISLAMIC REPUBLIC OF)	519,791	180,229	-65.33	517,422	234,166	-54.74
SAUDI ARABIA	164,816	106,141	-35.6	390,011	209,945	-46.17
JORDAN	19,000	42,600	124.21	22,846	54,375	138.01
TURKEY	133,600	11,000	-91.77	156,819	17,160	-89.06
UNITED ARAB EMIRATES	1,551,385	1,693,373	9.15	1,593,451	1,401,107	-12.07
EGYPT	26,400	86,999	229.54	26,171	112,200	328.72
SOMALIA	234,900	0	-100	121,775	0	-100
KENYA	317,070	137,026	-56.78	153,780	66,262	-56.91
NIGERIA	24,200	48,400	100	28,072	73,065	160.28
DJIBOUTI	0	85,200	-	0	50,694	-
SOUTH AFRICA	10,000	10,000	0	8,600	9,701	12.8
AUSTRALIA	157,647	328,210	108.19	160,249	683,242	326.36
NEW ZEALAND	543,699	543,576	-0.02	596,685	555,674	-6.87
NORTHERN MARIANA ISLANDS	0	19	-	0	12	-
FIJI	10,340	11,000	6.38	10,867	14,520	33.62
SAMOA	7,714	4,199	-45.57	9,900	3,664	-62.99
EAST TIMOR	4	10,705	267525	9	10,086	111966.67
UNITED STATES	2,179,053	2,126,947	-2.39	3,088,328	2,742,251	-11.21
CANADA	216,583	180,617	-16.61	222,304	163,086	-26.64
GUATEMALA	0	21,200	-	0	19,907	-
SURINAME	432	0	-100	1,961	0	-100
CHILE	77,200	21,999	-71.5	88,008	29,172	-66.85
UNITED KINGDOM	4,987,305	4,594,575	-7.87	5,287,606	6,135,807	16.04
NETHERLANDS	2,201,216	1,935,376	-12.08	2,080,835	2,230,997	7.22

TABEL 5. PERKEMBANGAN EKSPOR INDONESIA MENURUT KOMODITI DAN NEGARA TUJUAN

JENIS BARANG	BERAT BERSIH (KG)		PERUB	NILAI FOB (US \$)		PERUB
	JAN-OKT 2005	JAN-OKT 2006	%	JAN-OKT 2005	JAN-OKT 2006	%
(1)	(2)	(3)	(4)	(5)	(6)	(7)
GERMANY, FED. REP. OF	4,196,475	4,620,364	10.1	4,008,677	4,763,295	18.82
BELGIUM	20,175	0	-100	14,008	0	-100
SWITZERLAND	42,400	23,016	-45.72	42,039	55,193	31.29
SWEDEN	0	17	-	0	52	-
FINLAND	50	0	-100	4,150	0	-100
IRELAND	36,640	74,400	103.06	39,462	96,968	145.73
ITALY	11,107	37,000	233.12	10,256	57,850	464.06
SPAIN	0	7,000	-	0	10,290	-
HUNGARY	10,600	0	-100	10,017	0	-100
POLAND	1,655,375	845,091	-48.95	1,293,498	886,078	-31.5
KAZAKHSTAN	92,355	25,025	-72.9	112,046	32,038	-71.41
UKRAINE	830,489	722,587	-12.99	876,065	800,806	-8.59
LATVIA	11,312	61,837	446.65	37,332	95,094	154.73
SLOVENIA	75	0	-100	307	0	-100
RUSSIA FEDERATION	8,439,558	6,367,564	-24.55	9,020,784	7,410,154	-17.85
-LADA HITAM	11,467,330	18,067,487	57.56	15,500,225	28,620,329	84.64
JAPAN	247,208	200,874	-18.74	502,838	429,810	-14.52
HONG KONG	14,945	34,156	128.54	20,952	51,047	143.64
KOREA, REPUBLIC OF	17,551	0	-100	22,455	0	-100
TAIWAN	68,526	168,480	145.86	75,421	248,136	229
SINGAPORE	429,022	1,720,071	300.93	561,604	2,505,882	346.2
PHILIPPINES	0	1,133	-	0	1,763	-
MALAYSIA	24,840	101,449	308.41	22,940	143,968	527.59
NEPAL	28,000	0	-100	25,050	0	-100
VIET NAM	9,199	560,000	5987.62	30,230	1,084,120	3486.24
INDIA	729,014	1,495,003	105.07	872,179	2,018,796	131.47
PAKISTAN	0	14,125	-	0	15,709	-
SUDAN	1,916	0	-100	3,450	0	-100
NIGER	0	60,000	-	0	74,000	-
SOUTH AFRICA	0	45,000	-	0	110,340	-
AUSTRALIA	472,780	225,000	-52.41	690,560	429,290	-37.83
UNITED STATES	8,240,013	11,928,753	44.77	11,100,241	18,921,498	70.46
CANADA	45,824	75,109	63.91	76,576	98,185	28.22
DOMINICA	1,299	4,113	216.63	2,092	6,651	217.93
UNITED KINGDOM	0	976	-	0	2,391	-
NETHERLANDS	217,000	478,078	120.31	305,302	862,568	182.53
FRANCE	49,898	75,070	50.45	63,862	126,811	98.57
GERMANY, FED. REP. OF	179,295	215,000	19.91	265,975	391,740	47.28
FINLAND	15,000	0	-100	27,160	0	-100
ITALY	15,000	45,000	200	21,400	148,080	591.96
POLAND	0	30,000	-	0	94,550	-
ROMANIA	0	8,000	-	0	1,000	-
BULGARIA	0	50,097	-	0	41,305	-
UKRAINE	13,500	185,000	1270.37	14,715	215,780	1366.39
SLOVENIA	15,000	0	-100	21,375	0	-100
RUSSIA FEDERATION	632,500	347,000	-45.14	773,848	596,909	-22.86
-LADA PUTIH	13,822,337	13,014,635	-5.84	29,837,228	33,639,057	12.74
JAPAN	670,000	1,005,000	50	1,457,822	1,932,306	32.55
HONG KONG	35,401	48,500	37	77,188	113,588	47.16
TAIWAN	204,716	214,152	4.61	378,324	553,417	46.28
CHINA	15,000	72,000	380	48,450	68,544	41.47
SINGAPORE	8,303,753	6,526,231	-21.41	18,705,179	17,585,280	-5.99
PHILIPPINES	0	1	-	0	1	-
MALAYSIA	27,150	148,294	446.2	46,106	273,996	494.27
VIET NAM	6,832	30,000	339.11	5,700	85,827	1405.74
INDIA	295,630	250,600	-15.23	618,428	627,071	1.4
PAKISTAN	14,000	0	-100	12,400	0	-100
SAUDI ARABIA	1,607	0	-100	1,500	0	-100
EGYPT	38,400	0	-100	34,944	0	-100
SOUTH AFRICA	144,000	0	-100	89,280	0	-100
AUSTRALIA	62,796	91,623	45.91	152,050	303,940	99.89
EAST TIMOR	10	34	240	3	10	233.33
UNITED STATES	813,042	1,683,612	107.08	1,639,401	4,359,224	165.9
CANADA	0	95	-	0	295	-
DOMINICAN REPUBLIC	0	3,043	-	0	8,800	-
UNITED KINGDOM	186,000	120,000	-35.48	408,670	263,550	-35.51
NETHERLANDS	1,407,000	806,000	-42.71	3,083,990	2,043,591	-33.74
FRANCE	17,000	101,000	494.12	46,850	343,588	633.38
GERMANY, FED. REP. OF	1,075,000	1,726,000	60.56	2,150,163	4,560,161	112.08
BELGIUM	263,000	135,000	-48.67	549,128	392,175	-28.58
SWEDEN	47,000	0	-100	90,450	0	-100

TABEL 5. PERKEMBANGAN EKSPOR INDONESIA MENURUT KOMODITI DAN NEGARA TUJUAN

JENIS BARANG	BERAT BERSIH (KG)		PERUB	NILAI FOB (US \$)		PERUB
	JAN-OKT 2005	JAN-OKT 2006	%	JAN-OKT 2005	JAN-OKT 2006	%
(1)	(2)	(3)	(4)	(5)	(6)	(7)
ITALY	132,000	46,000	-65.15	97,152	114,652	18.01
GREECE	48,000	0	-100	112,200	0	-100
BULGARIA	15,000	7,450	-50.33	31,850	9,041	-71.61
-KAYU MANIS DAN BUNGANYA	30,348,934	30,175,278	-0.57	16,353,151	18,616,038	13.84
JAPAN	0	19,110	-	0	26,352	-
HONG KONG	0	9,250	-	0	2,060	-
KOREA, REPUBLIC OF	115,507	49,219	-57.39	64,954	46,194	-28.88
TAIWAN	25,352	19,781	-21.97	17,824	18,759	5.25
CHINA	39,000	72,028	84.69	27,000	54,735	102.72
THAILAND	1,112,716	1,178,918	5.95	608,848	733,639	20.5
SINGAPORE	872,356	1,462,272	67.62	558,849	885,423	58.44
PHILIPPINES	0	192	-	0	298	-
MALAYSIA	880,888	794,098	-9.85	484,116	472,220	-2.46
VIET NAM	0	1,316	-	0	653	-
MALDIVES	744	301	-59.54	1,122	464	-58.65
INDIA	708,428	988,449	39.53	426,810	760,982	78.3
PAKISTAN	140,000	0	-100	60,900	0	-100
SAUDI ARABIA	10,000	8,491	-15.09	2,550	3,010	18.04
JORDAN	96,999	24,000	-75.26	16,400	5,520	-66.34
LEBANON	16,000	8,000	-50	7,700	5,120	-33.51
SYRIA ARAB REPUBLIC	68,000	112,914	66.05	31,195	53,582	71.76
TURKEY	173,924	406,908	133.96	72,621	161,895	122.93
UNITED ARAB EMIRATES	538,417	466,176	-13.42	244,485	212,502	-13.08
CYPRUS	1,000	0	-100	443	0	-100
EGYPT	83,254	11	-99.99	56,160	5,500	-90.21
LIBYAN ARAB JAMAHIRIYA	20,000	20,000	0	14,300	5,000	-65.03
MOROCCO	97,000	360,800	271.96	39,620	185,928	369.28
TUNISIA	11,000	18,000	63.64	5,750	5,000	-13.04
ALGERIA	467,197	188,670	-59.62	276,538	130,933	-52.65
SUDAN	1,112	0	-100	2,004	0	-100
SOUTH AFRICA	80,019	30,000	-62.51	53,642	19,000	-64.58
MAURITIUS	14,750	30,799	108.81	7,218	13,666	89.33
AUSTRALIA	84,823	61,480	-27.52	69,884	61,280	-12.31
EAST TIMOR	13,000	0	-100	11,050	0	-100
UNITED STATES	12,481,224	13,962,395	11.87	6,744,995	9,284,544	37.65
CANADA	930,642	595,602	-36	473,320	323,606	-31.63
MEXICO	110,817	165,999	49.8	72,540	86,625	19.42
PANAMA	0	11,000	-	0	8,019	-
SURINAME	7,850	7,340	-6.5	1,963	2,630	33.98
VENEZUELA	386,593	461,998	19.51	180,997	236,751	30.8
BRAZIL	1,563,886	1,150,508	-26.43	749,781	548,373	-26.86
COLOMBIA	0	7,500	-	0	4,500	-
URUGUAY	7,999	0	-100	2,400	0	-100
DOMINICAN REPUBLIC	747,249	845,376	13.13	320,597	349,566	9.04
COSTA RICA	20,000	20,000	0	10,300	13,000	26.21
DOMINICA	51,215	51,721	0.99	24,696	11,213	-54.6
UNITED KINGDOM	68,000	66,000	-2.94	32,657	52,767	61.58
NETHERLANDS	4,997,143	2,986,663	-40.23	2,621,808	1,570,202	-40.11
FRANCE	411,997	512,995	24.51	264,493	341,594	29.15
GERMANY, FED. REP. OF	1,313,058	1,061,655	-19.15	803,646	771,088	-4.05
BELGIUM	253,073	473,831	87.23	135,888	286,678	110.97
DENMARK	56,020	68,010	21.4	23,063	35,534	54.07
NORWAY	9,000	27,000	200	5,220	14,870	184.87
SWEDEN	165,346	126,800	-23.31	77,325	58,119	-24.84
FINLAND	0	40,001	-	0	21,058	-
ITALY	133,389	74,768	-43.95	107,817	70,151	-34.94
SPAIN	124,493	163,910	31.66	63,020	87,904	39.49
PORTUGAL	191,997	222,996	16.15	138,230	136,790	-1.04
GREECE	352,396	422,733	19.96	185,958	276,865	48.89
POLAND	73,000	183,000	150.68	33,580	86,820	158.55
ROMANIA	61,000	29,000	-52.46	24,325	16,835	-30.79
BULGARIA	0	2,294	-	0	1,950	-
UKRAINE	12,000	12,000	0	4,799	6,951	44.84
RUSSIA FEDERATION	148,061	91,000	-38.54	87,750	41,320	-52.91
-BIJI PALA & BUNGANYA DAN KAPI	15,397,554	18,182,458	18.09	41,870,752	46,586,439	11.26
JAPAN	455,926	502,710	10.26	3,023,592	3,390,806	12.14
HONG KONG	509,370	141,758	-72.17	1,413,460	330,725	-76.6
KOREA, REPUBLIC OF	69,046	60,096	-12.96	123,805	109,631	-11.45
TAIWAN	738	46,404	6187.8	708	17,714	2401.98
CHINA	349,380	172,750	-50.56	178,739	95,014	-46.84
THAILAND	94,878	113,798	19.94	274,010	386,724	41.13

TABEL 5. PERKEMBANGAN EKSPOR INDONESIA MENURUT KOMODITI DAN NEGARA TUJUAN

JENIS BARANG	BERAT BERSIH (KG)		PERUB	NILAI FOB (US \$)		PERUB
	JAN-OKT 2005	JAN-OKT 2006	%	JAN-OKT 2005	JAN-OKT 2006	%
(1)	(2)	(3)	(4)	(5)	(6)	(7)
SINGAPORE	2,409,174	1,287,859	-46.54	9,439,778	5,406,363	-42.73
PHILIPPINES	23,515	17,029	-27.58	67,540	30,160	-55.34
MALAYSIA	645,053	852,748	32.2	1,582,956	1,902,962	20.22
MYANMAR (FORM. BURMA)	0	4,684	-	0	6,345	-
VIET NAM	4,239,263	6,968,691	64.38	6,030,634	8,993,986	49.14
INDIA	1,191,137	1,999,147	67.84	1,985,336	5,077,672	155.76
PAKISTAN	211,910	446,946	110.91	704,886	974,693	38.28
BANGLADESH	130,521	55,848	-57.21	447,147	270,105	-39.59
SRI LANKA	12,000	0	-100	38,150	0	-100
SAUDI ARABIA	59,567	43,097	-27.65	54,341	18,299	-66.33
JORDAN	12,000	0	-100	12,000	0	-100
YEMEN	0	5,815	-	0	5,250	-
UNITED ARAB EMIRATES	26,695	31,244	17.04	89,271	31,356	-64.88
EGYPT	17,828	0	-100	51,100	0	-100
MOROCCO	54,380	22,575	-58.49	180,824	72,074	-60.14
SUDAN	5,998	0	-100	10,800	0	-100
GHANA	0	15,000	-	0	56,150	-
NIGERIA	38,000	46,660	22.79	76,620	72,050	-5.96
BENIN	8,422	63,910	658.85	6,500	28,678	341.2
SOUTH AFRICA	29,999	86,045	186.83	109,450	339,420	210.11
AUSTRALIA	45,365	157,045	246.18	220,609	158,027	-28.37
NEW ZEALAND	26	134	415.38	28	144	414.29
UNITED STATES	499,229	1,103,228	120.99	1,791,965	3,991,457	122.74
CANADA	0	34,472	-	0	102,207	-
MEXICO	15,000	0	-100	36,285	0	-100
CHILE	5,625	28,999	415.54	3,500	130,600	3631.43
ARGENTINA	33,500	133,500	298.51	105,750	365,607	245.73
BRAZIL	539,842	70,297	-86.98	1,655,497	225,890	-86.36
PERU	16,000	0	-100	2,500	0	-100
DOMINICAN REPUBLIC	0	9,679	-	0	27,990	-
DOMINICA	11,985	22,124	84.6	19,287	35,858	85.92
UNITED KINGDOM	0	7,695	-	0	18,844	-
NETHERLANDS	2,054,100	1,976,254	-3.79	6,235,846	7,760,064	24.44
FRANCE	141,660	252,496	78.24	422,637	831,039	96.63
GERMANY, FED. REP. OF	493,368	542,698	10	2,209,269	2,340,985	5.96
BELGIUM	372,737	377,993	1.41	1,593,342	1,434,110	-9.99
SWEDEN	0	2	-	0	5	-
ITALY	295,020	195,150	-33.85	863,922	831,254	-3.78
SPAIN	40,999	84,999	107.32	79,625	182,135	128.74
PORTUGAL	0	28,799	-	0	82,333	-
POLAND	17,000	14,998	-11.78	49,110	48,800	-0.63
BULGARIA	0	48,183	-	0	81,264	-
UKRAINE	14,000	0	-100	39,750	0	-100
RUSSIA FEDERATION	207,298	108,899	-47.47	640,183	321,649	-49.76
-PANILI	111,561	225,965	102.55	2,419,580	2,237,763	-7.51
JAPAN	60	104	73.33	2,960	2,789	-5.78
HONG KONG	50	470	840	4,500	14,397	219.93
TAIWAN	95	0	-100	7,999	0	-100
CHINA	100	750	650	3,402	23,350	586.36
SINGAPORE	132	522	295.45	8,240	10,185	23.6
MALAYSIA	22,469	122,558	445.45	31,888	168,358	427.97
TURKEY	200	0	-100	13,800	0	-100
AUSTRALIA	200	932	366	10,575	14,300	35.22
NEW ZEALAND	0	215	-	0	4,252	-
EAST TIMOR	112	0	-100	1,400	0	-100
UNITED STATES	77,680	84,446	8.71	2,067,366	1,620,302	-21.62
CANADA	3,454	6,548	89.58	23,380	43,867	87.63
BRAZIL	0	100	-	0	2,381	-
DOMINICA	300	570	90	22,050	20,660	-6.3
UNITED KINGDOM	829	2,616	215.56	46,563	116,989	151.25
NETHERLANDS	4,000	0	-100	94,160	0	-100
FRANCE	0	300	-	0	2,100	-
GERMANY, FED. REP. OF	1,784	5,788	224.44	78,675	192,123	144.2
SWITZERLAND	50	46	-8	2,500	1,710	-31.6
SPAIN	46	0	-100	122	0	-100
-LAINNYA	15,713,396	17,050,090	8.51	16,394,085	28,811,309	75.74
JAPAN	503,537	416,556	-17.27	1,138,143	946,805	-16.81
HONG KONG	1,330,693	138,458	-89.6	601,991	295,201	-50.96
KOREA, REPUBLIC OF	282,611	334,278	18.28	405,241	310,590	-23.36
TAIWAN	188,949	106,257	-43.76	144,624	43,854	-69.68
CHINA	82,879	569,234	586.83	68,486	675,450	886.26

TABEL 5. PERKEMBANGAN EKSPOR INDONESIA MENURUT KOMODITI DAN NEGARA TUJUAN

JENIS BARANG	BERAT BERSIH (KG)		PERUB	NILAI FOB (US \$)		PERUB
	JAN-OKT 2005	JAN-OKT 2006	%	JAN-OKT 2005	JAN-OKT 2006	%
(1)	(2)	(3)	(4)	(5)	(6)	(7)
THAILAND	52,408	23,224	-55.69	388,405	76,789	-80.23
SINGAPORE	1,911,240	4,094,090	114.21	3,120,908	6,987,499	123.89
PHILIPPINES	484	1,026	111.98	1,280	2,121	65.7
MALAYSIA	2,302,322	1,754,550	-23.79	573,782	1,018,177	77.45
BRUNEI DARUSSALAM	6,915	851	-87.69	17,046	44,402	160.48
NEPAL	0	143,790	-	0	277,240	-
VIET NAM	1,948,096	1,473,752	-24.35	1,624,673	1,128,160	-30.56
INDIA	2,309,749	4,635,167	100.68	2,716,629	10,620,989	290.96
PAKISTAN	1,663,534	407,631	-75.5	425,991	518,884	21.81
BANGLADESH	699,654	249,600	-64.33	526,380	365,190	-30.62
SRI LANKA	111,000	0	-100	91,160	0	-100
AFGHANISTAN	13,800	0	-100	770	0	-100
SAUDI ARABIA	649,574	682,693	5.1	1,800,891	2,028,991	12.67
KUWAIT	26	28	7.69	24	18	-25
JORDAN	30,000	0	-100	3,400	0	-100
LEBANON	0	18,000	-	0	3,906	-
YEMEN	6,161	43,295	602.73	17,650	94,602	435.99
SYRIA ARAB REPUBLIC	223,870	169,036	-24.49	128,927	38,995	-69.75
TURKEY	17,876	24,664	37.97	35,258	63,004	78.69
UNITED ARAB EMIRATES	327,192	477,779	46.02	478,694	722,263	50.88
QATAR	11,250	0	-100	7,174	0	-100
EGYPT	19,102	288,662	1411.16	17,441	200,745	1050.99
SUDAN	14,733	0	-100	26,531	0	-100
BENIN	10,290	36,000	249.85	15,008	20,412	36.01
SOUTH AFRICA	0	36,525	-	0	62,802	-
AUSTRALIA	64,232	71,371	11.11	220,301	204,260	-7.28
NEW ZEALAND	3,200	8,323	160.09	16,866	38,953	130.96
EAST TIMOR	1,264	417	-67.01	307	225	-26.71
UNITED STATES	410,871	319,130	-22.33	1,047,641	942,900	-10
CANADA	32,842	25,687	-21.79	23,109	41,943	81.5
MEXICO	16,000	18,345	14.66	8,025	5,488	-31.61
HONDURAS	2,000	0	-100	5,260	0	-100
PANAMA	0	1,337	-	0	7,636	-
CHILE	3,375	1,000	-70.37	2,100	11,900	466.67
BRAZIL	7,320	9,035	23.43	28,914	42,806	48.05
UNITED KINGDOM	30,298	46,094	52.14	79,137	181,417	129.24
NETHERLANDS	253,926	294,125	15.83	300,528	583,627	94.2
FRANCE	32,398	16,791	-48.17	181,023	23,602	-86.96
GERMANY, FED. REP. OF	58,067	41,040	-29.32	36,317	108,299	198.2
BELGIUM	41,600	42,334	1.76	24,176	32,297	33.59
SWITZERLAND	150	0	-100	1,800	0	-100
SWEDEN	0	4	-	0	13	-
ITALY	2,268	2,052	-9.52	6,214	3,139	-49.49
SPAIN	0	8,000	-	0	3,165	-
PORTUGAL	0	1,329	-	0	4,319	-
POLAND	14,640	200	-98.63	6,910	4,776	-30.88
BULGARIA	0	2,380	-	0	2,890	-
UKRAINE	11,000	15,950	45	13,200	20,565	55.8
RUSSIA FEDERATION	10,000	0	-100	15,750	0	-100
TEBBAKAU	27,485,102	25,853,286	-5.94	54,034,440	50,894,303	-5.81
JAPAN	59,900	54,330	-9.3	164,944	106,950	-35.16
HONG KONG	0	38,400	-	0	158,096	-
KOREA, REPUBLIC OF	0	141	-	0	13,730	-
CHINA	0	69,821	-	0	372,405	-
SINGAPORE	758,172	288,758	-61.91	375,111	177,876	-52.58
PHILIPPINES	2,929,359	731,071	-75.04	4,453,095	542,046	-87.83
MALAYSIA	505,724	519,420	2.71	887,322	508,363	-42.71
MYANMAR (FORM. BURMA)	17,820	0	-100	32,522	0	-100
VIET NAM	199,456	174,321	-12.6	358,392	102,209	-71.48
PAKISTAN	723	0	-100	1,077	0	-100
SRI LANKA	553,095	235,998	-57.33	6,815,013	3,256,174	-52.22
UNITED ARAB EMIRATES	941,846	158,400	-83.18	1,204,550	165,380	-86.27
EGYPT	961,434	1,190,321	23.81	572,369	1,031,052	80.14
TUNISIA	0	174,818	-	0	139,854	-
ALGERIA	300,000	300,000	0	317,500	285,000	-10.24
COTE D'IVOIRE	0	9,000	-	0	6,363	-
SOUTH AFRICA	80,000	100,000	25	37,000	62,000	67.57
AUSTRALIA	108,763	118,800	9.23	225,800	154,440	-31.6
UNITED STATES	3,620,086	4,526,259	25.03	3,969,909	4,839,678	21.91
CANADA	19,200	0	-100	4,416	0	-100
HONDURAS	115,683	55,926	-51.66	208,328	167,771	-19.47
NICARAGUA	130,319	179,933	38.07	458,663	543,094	18.41

TABEL 5. PERKEMBANGAN EKSPOR INDONESIA MENURUT KOMODITI DAN NEGARA TUJUAN

JENIS BARANG	BERAT BERSIH (KG)		PERUB	NILAI FOB (US \$)		PERUB
	JAN-OKT 2005	JAN-OKT 2006	%	JAN-OKT 2005	JAN-OKT 2006	%
(1)	(2)	(3)	(4)	(5)	(6)	(7)
ARGENTINA	0	2,160	-	0	2,484	-
BRAZIL	0	203	-	0	670	-
URUGUAY	299,999	0	-100	162,000	0	-100
PARAGUAY	628,280	200,000	-68.17	283,698	136,000	-52.06
PUERTO RICO	234,264	701,990	199.66	292,726	760,488	159.8
DOMINICAN REPUBLIC	265,879	282,349	6.19	1,655,668	2,044,691	23.5
UNITED KINGDOM	403,502	576,980	42.99	582,008	890,693	53.04
NETHERLANDS	1,308,822	1,376,867	5.2	2,385,498	2,201,517	-7.71
FRANCE	1,118,437	1,491,657	33.37	927,462	1,258,075	35.65
GERMANY, FED. REP. OF	990,958	1,147,467	15.79	8,522,938	9,509,732	11.58
BELGIUM	2,727,087	4,092,380	50.06	7,215,075	8,918,360	23.61
SWITZERLAND	23,099	132,154	472.12	89,004	456,116	412.47
DENMARK	162,319	221,226	36.29	1,075,679	1,088,926	1.23
NORWAY	192,493	57,661	-70.05	325,501	107,827	-66.87
IRELAND	79,199	158,400	100	182,160	287,100	57.61
SPAIN	781,937	561,038	-28.25	6,968,239	7,549,504	8.34
PORTUGAL	0	500	-	0	3,313	-
GREECE	0	440	-	0	110	-
POLAND	20,000	59,511	197.56	4,000	55,948	1298.7
BELARUS	300,000	0	-100	96,000	0	-100
KAZAKHSTAN	75,240	79,200	5.26	55,202	177,804	222.1
UKRAINE	826,739	692,996	-16.18	323,575	279,306	-13.68
LITHUANIA	366,319	0	-100	289,504	0	-100
LATVIA	60,000	80,000	33.33	24,000	80,000	233.33
MALTA	0	10,000	-	0	11,000	-
RUSSIA FEDERATION	5,318,949	5,002,390	-5.95	2,488,492	2,442,158	-1.86
BIJI COKLAT	304,565,454	396,144,130	30.07	390,564,360	491,836,481	25.93
JAPAN	308,908	262,563	-15	529,285	487,101	-7.97
HONG KONG	800,000	0	-100	963,954	0	-100
CHINA	11,022,810	14,899,933	35.17	15,085,125	18,958,606	25.68
THAILAND	7,977,270	7,099,584	-11	11,694,124	7,819,864	-33.13
SINGAPORE	25,918,675	35,971,495	38.79	34,862,801	47,181,200	35.33
MALAYSIA	136,327,234	158,887,116	16.55	169,742,450	192,129,753	13.19
BHUTAN	50,000	0	-100	74,865	0	-100
INDIA	0	140,000	-	0	179,980	-
PAKISTAN	365,985	56,928	-84.45	107,587	7,768	-92.78
SRI LANKA	0	210,000	-	0	315,675	-
TURKEY	199,431	0	-100	122,350	0	-100
BAHRAIN	0	8	-	0	400	-
MOROCCO	18,000	0	-100	23,940	0	-100
MAURITIUS	0	200,000	-	0	262,277	-
AUSTRALIA	0	100	-	0	699	-
UNITED STATES	84,353,097	113,785,574	34.89	107,143,484	139,405,629	30.11
CANADA	4,500,000	11,250,000	150	5,872,209	14,570,759	148.13
MEXICO	2,275,063	0	-100	3,081,510	0	-100
BRAZIL	19,600,000	36,999,339	88.77	25,381,366	48,111,987	89.56
COLOMBIA	0	2,499,540	-	0	3,239,388	-
NETHERLANDS ANTILLES	0	100,000	-	0	136,000	-
UNITED KINGDOM	8,700,000	0	-100	12,292,157	0	-100
NETHERLANDS	762,500	2,193,416	187.66	1,289,654	2,993,718	132.13
FRANCE	12,614	0	-100	26,389	0	-100
GERMANY, FED. REP. OF	714,717	8,781,759	1128.7	1,529,969	11,609,357	658.8
BELGIUM	0	2,622,983	-	0	4,214,040	-
SWEDEN	0	28	-	0	86	-
SPAIN	36,000	0	-100	41,400	0	-100
POLAND	0	150,000	-	0	190,700	-
UKRAINE	0	32,700	-	0	13,080	-
ESTONIA	123,150	0	-100	99,741	0	-100
CZECH REPUBLIC	0	1,064	-	0	8,414	-
RUSSIA FEDERATION	500,000	0	-100	600,000	0	-100
-IKAN TONGKOL/TUNA	35,282,863	35,518,634	0.67	102,640,067	100,188,412	-2.39
JAPAN	18,480,905	17,933,946	-2.96	67,133,336	63,069,739	-6.05
HONG KONG	551,125	1,093,653	98.44	670,799	1,769,342	163.77
KOREA, DEMOCRATIC PEOPLE'S R	0	1,067	-	0	5,335	-
KOREA, REPUBLIC OF	1,547,162	348,081	-77.5	1,940,025	400,376	-79.36
TAIWAN	961,267	480,302	-50.03	780,400	968,206	24.07
CHINA	1,865,617	748,927	-59.86	1,291,143	722,410	-44.05
THAILAND	888,940	3,034,641	241.38	1,258,474	2,622,657	108.4
SINGAPORE	3,625,337	2,620,546	-27.72	9,344,097	6,894,058	-26.22
PHILIPPINES	552,039	943,753	70.96	263,817	431,277	63.48
MALAYSIA	286,687	307,374	7.22	406,744	234,039	-42.46

TABEL 5. PERKEMBANGAN EKSPOR INDONESIA MENURUT KOMODITI DAN NEGARA TUJUAN

JENIS BARANG	BERAT BERSIH (KG)		PERUB	NILAI FOB (US \$)		PERUB
	JAN-OKT 2005	JAN-OKT 2006	%	JAN-OKT 2005	JAN-OKT 2006	%
	(1)	(2)	(3)	(4)	(5)	(6)
VIET NAM	65,226	803,599	1132.02	114,497	1,144,405	899.51
INDIA	0	25,452	-	0	19,357	-
PAKISTAN	0	78,000	-	0	62,400	-
SRI LANKA	46,820	51,540	10.08	35,274	47,520	34.72
JORDAN	0	24,104	-	0	28,286	-
LEBANON	8,416	56,427	570.47	33,614	119,203	254.62
UNITED ARAB EMIRATES	1,615	47,674	2851.95	4,326	48,730	1026.44
EGYPT	0	18,419	-	0	47,492	-
REUNION	24,000	12,000	-50	111,600	55,800	-50
SOUTH AFRICA	93,368	0	-100	99,850	0	-100
MAURITIUS	79,814	40,269	-49.55	151,955	74,906	-50.71
AUSTRALIA	166,633	193,018	15.83	929,682	934,770	0.55
FIJI	28,000	0	-100	25,480	0	-100
UNITED STATES	3,002,334	3,452,104	14.98	9,471,278	12,086,420	27.61
CANADA	49,280	2,568	-94.79	115,683	16,002	-86.17
MEXICO	81,863	277,303	238.74	164,138	780,573	375.56
PANAMA	0	270,000	-	0	228,380	-
TRINIDAD AND TOBAGO	0	270,000	-	0	239,720	-
PUERTO RICO	38,464	20,244	-47.37	130,661	90,071	-31.07
UNITED KINGDOM	412,166	440,819	6.95	513,972	468,273	-8.89
NETHERLANDS	1,449,971	1,192,113	-17.78	4,862,044	4,591,541	-5.56
FRANCE	177,810	101,304	-43.03	758,478	308,815	-59.28
GERMANY, FED. REP. OF	238,772	78,481	-67.13	822,493	167,812	-79.6
AUSTRIA	581	0	-100	12,474	0	-100
BELGIUM	406,739	377,308	-7.24	1,033,965	1,028,003	-0.58
SWITZERLAND	19	1	-94.74	119	1	-99.16
DENMARK	0	17,839	-	0	13,423	-
NORWAY	8,099	0	-100	48,150	0	-100
SWEDEN	371	0	-100	1,949	0	-100
ITALY	34,308	80,070	133.39	31,631	237,156	649.76
SPAIN	99,909	44,541	-55.42	51,796	176,951	241.63
HUNGARY	600	0	-100	1,500	0	-100
BULGARIA	936	0	-100	936	0	-100
YUGOSLAVIA	0	22,880	-	0	29,744	-
LITHUANIA	21	0	-100	315	0	-100
RUSSIA FEDERATION	7,649	8,267	8.08	23,372	25,219	7.9
-UBUR-UBUR	3,070,578	1,245,962	-59.42	5,140,130	2,256,275	-56.1
JAPAN	1,598,644	230,690	-85.57	3,582,651	803,874	-77.56
HONG KONG	24,187	1,277	-94.72	65,074	5,950	-90.86
KOREA, REPUBLIC OF	572,934	579,912	1.22	794,377	899,584	13.24
TAIWAN	352,159	43,691	-87.59	380,604	59,635	-84.33
CHINA	457,922	349,394	-23.7	244,964	418,206	70.72
SINGAPORE	3,720	34,884	837.74	26,461	57,829	118.54
MALAYSIA	52,190	4,155	-92.04	28,649	6,149	-78.54
NEW ZEALAND	24	0	-100	50	0	-100
EAST TIMOR	1,100	0	-100	792	0	-100
UNITED STATES	2,337	1,052	-54.99	2,579	2,550	-1.12
CANADA	0	40	-	0	125	-
UNITED KINGDOM	405	115	-71.6	975	275	-71.79
NETHERLANDS	89	19	-78.65	250	60	-76
FRANCE	3,967	307	-92.26	10,384	732	-92.95
GERMANY, FED. REP. OF	837	344	-58.9	2,120	955	-54.95
ITALY	0	48	-	0	260	-
CZECH REPUBLIC	63	34	-46.03	200	91	-54.5
-KEPITING, KERANG-KERANGAN	34,505,163	37,282,097	8.05	107,850,328	114,590,630	6.25
JAPAN	1,507,698	1,336,054	-11.38	5,288,987	8,012,152	51.49
HONG KONG	2,695,257	2,811,645	4.32	3,767,255	6,249,206	65.88
KOREA, REPUBLIC OF	1,035,280	1,580,295	52.64	1,907,967	2,617,977	37.21
TAIWAN	1,339,004	1,030,811	-23.02	1,809,463	1,620,286	-10.45
CHINA	6,471,895	5,967,260	-7.8	3,522,249	3,034,841	-13.84
MONGOLIA	347	0	-100	694	0	-100
THAILAND	1,960,972	5,421,636	176.48	494,986	2,118,590	328.01
SINGAPORE	2,699,129	3,129,543	15.95	5,480,549	5,278,023	-3.7
PHILIPPINES	130,751	55,602	-57.47	64,044	24,883	-61.15
MALAYSIA	2,781,088	1,982,698	-28.71	3,210,446	2,460,072	-23.37
MYANMAR (FORM. BURMA)	0	420	-	0	840	-
BRUNEI DARUSSALAM	9,994	3	-99.97	12,711	11	-99.91
VIET NAM	952,610	872,003	-8.46	1,933,329	1,311,948	-32.14
INDIA	200	59,600	29700	2,080	116,565	5504.09
BANGLADESH	85	0	-100	61	0	-100
SRI LANKA	22,391	24,800	10.76	19,763	15,273	-22.72

TABEL 5. PERKEMBANGAN EKSPOR INDONESIA MENURUT KOMODITI DAN NEGARA TUJUAN

JENIS BARANG	BERAT BERSIH (KG)		PERUB	NILAI FOB (US \$)		PERUB
	JAN-OKT 2005	JAN-OKT 2006	%	JAN-OKT 2005	JAN-OKT 2006	%
(1)	(2)	(3)	(4)	(5)	(6)	(7)
IRAN (ISLAMIC REPUBLIC OF)	0	26,290	-	0	24,975	-
SAUDI ARABIA	23,000	82	-99.64	30,650	188	-99.39
KUWAIT	1,089	0	-100	1,219	0	-100
LEBANON	12,357	1,227	-90.07	11,938	953	-92.02
TURKEY	0	885	-	0	309	-
UNITED ARAB EMIRATES	0	26	-	0	190	-
CYPRUS	18,000	21,037	16.87	28,164	57,558	104.37
EGYPT	0	22,589	-	0	60,047	-
MADAGASCAR	0	12,000	-	0	60,499	-
SOUTH AFRICA	75,702	161,497	113.33	162,048	349,414	115.62
MAURITIUS	13,753	9,960	-27.58	23,756	18,759	-21.03
AUSTRALIA	79,266	149,281	88.33	592,039	824,684	39.3
NEW ZEALAND	249	171	-31.33	5,863	350	-94.03
AMERICAN SAMOA	29	0	-100	118	0	-100
SAMOA	5,080	0	-100	16,554	0	-100
EAST TIMOR	2,600	0	-100	1,872	0	-100
UNITED STATES	6,868,593	7,200,861	4.84	63,930,560	66,610,815	4.19
CANADA	450,104	664,607	47.66	778,658	1,782,413	128.91
MEXICO	20,413	24,798	21.48	38,810	69,546	79.2
PANAMA	20,090	69,314	245.02	54,600	176,360	223
ARGENTINA	0	20,471	-	0	56,981	-
BRAZIL	0	665	-	0	654	-
PUERTO RICO	303,487	205,347	-32.34	907,497	586,962	-35.32
DOMINICAN REPUBLIC	0	2,630	-	0	9,660	-
MARTINIQUE	68,927	5,204	-92.45	152,121	18,586	-87.78
GUADELOUPE	50,409	0	-100	90,498	0	-100
UNITED KINGDOM	375,257	52,387	-86.04	2,556,920	267,556	-89.54
NETHERLANDS	181,189	208,126	14.87	818,652	1,340,779	63.78
FRANCE	254,198	61,899	-75.65	922,836	114,678	-87.57
GERMANY, FED. REP. OF	9,634	65,047	575.18	17,230	175,533	918.76
AUSTRIA	0	133	-	0	450	-
BELGIUM	185,698	179,748	-3.2	472,197	550,576	16.6
SWITZERLAND	6,199	20,913	237.36	16,212	57,296	253.42
DENMARK	115	8,659	7429.57	350	28,825	8135.71
NORWAY	0	90	-	0	225	-
SWEDEN	298	302	1.34	1,325	1,000	-24.53
IRELAND	16,341	0	-100	262,277	0	-100
ITALY	2,797,956	2,675,911	-4.36	6,182,581	5,590,499	-9.58
SPAIN	660,202	785,186	18.93	1,340,875	1,967,545	46.74
PORTUGAL	297,720	267,355	-10.2	651,801	696,110	6.8
GREECE	76,952	20,156	-73.81	219,685	67,850	-69.11
HUNGARY	0	98	-	0	200	-
POLAND	622	307	-50.64	319	425	33.23
LATVIA	544	3,304	507.35	3,822	15,615	308.56
CROATIA	0	59,672	-	0	142,669	-
MALTA	22,046	0	-100	41,016	0	-100
CZECH REPUBLIC	286	762	166.43	506	1,479	192.29
RUSSIA FEDERATION	57	730	1180.7	175	750	328.57
-BEKICOT	2,122,833	2,304,425	8.55	3,237,453	3,860,588	19.25
JAPAN	14,097	733	-94.8	80,447	2,093	-97.4
HONG KONG	167,245	132,184	-20.96	197,867	252,523	27.62
KOREA, REPUBLIC OF	62,853	36,099	-42.57	151,362	92,088	-39.16
TAIWAN	989,824	1,116,208	12.77	1,186,732	1,352,212	13.94
CHINA	27,378	67,110	145.12	12,123	84,900	600.32
MACAU	342	0	-100	1,026	0	-100
THAILAND	225	612	172	113	1,674	1381.42
SINGAPORE	139,774	190,458	36.26	311,818	277,402	-11.04
MALAYSIA	51,975	35,404	-31.88	33,324	27,932	-16.18
UNITED ARAB EMIRATES	22	0	-100	44	0	-100
CYPRUS	17	0	-100	33	0	-100
SOUTH AFRICA	73,067	139,054	90.31	137,520	341,033	147.99
SAMOA	423	0	-100	1,380	0	-100
UNITED STATES	0	32,160	-	0	84,575	-
CANADA	221,576	178,545	-19.42	422,556	418,525	-0.95
MEXICO	0	11,423	-	0	27,860	-
UNITED KINGDOM	1,194	905	-24.2	2,372	2,007	-15.39
FRANCE	343,439	295,826	-13.86	670,640	748,997	11.68
GERMANY, FED. REP. OF	9,670	7,295	-24.56	19,500	14,955	-23.31
BELGIUM	19,200	59,997	212.48	7,520	130,900	1640.69
NORWAY	0	42	-	0	143	-
SWEDEN	26	51	96.15	62	95	53.23
ITALY	81	0	-100	153	0	-100

TABEL 5. PERKEMBANGAN EKSPOR INDONESIA MENURUT KOMODITI DAN NEGARA TUJUAN

JENIS BARANG	BERAT BERSIH (KG)		PERUB	NILAI FOB (US \$)		PERUB
	JAN-OKT 2005	JAN-OKT 2006	%	JAN-OKT 2005	JAN-OKT 2006	%
(1)	(2)	(3)	(4)	(5)	(6)	(7)
PORTUGAL	39	56	43.59	76	104	36.84
GREECE	67	6	-91.04	142	16	-88.73
HUNGARY	14	53	278.57	26	114	338.46
POLAND	84	104	23.81	156	222	42.31
LITHUANIA	48	12	-75	164	38	-76.83
RUSSIA FEDERATION	153	88	-42.48	297	180	-39.39
-IKAN LAINNYA	305,915,881	348,776,469	14.01	187,042,678	179,998,408	-3.77
JAPAN	7,915,413	5,102,534	-35.54	17,010,613	16,862,166	-0.87
HONG KONG	6,216,315	8,060,021	29.66	17,889,558	18,214,185	1.81
KOREA, DEMOCRATIC PEOPLE'S RI	0	85	-	0	162	-
KOREA, REPUBLIC OF	13,861,506	7,515,610	-45.78	11,457,015	9,758,247	-14.83
TAIWAN	37,081,921	18,725,659	-49.5	20,250,537	14,100,705	-30.37
CHINA	111,915,389	48,432,784	-56.72	25,338,499	15,124,702	-40.31
MACAU	470	180	-61.7	7,540	5,250	-30.37
PAPUA NEW GUINEA	54,000	0	-100	54,081	0	-100
THAILAND	43,892,721	195,509,944	345.43	5,892,764	27,706,191	370.17
SINGAPORE	34,108,083	25,591,775	-24.97	34,810,329	29,177,814	-16.18
PHILIPPINES	5,941,462	4,624,854	-22.16	2,449,506	2,229,808	-8.97
MALAYSIA	27,043,379	20,832,644	-22.97	19,963,555	16,235,963	-18.67
CAMBODIA	0	80	-	0	500	-
BRUNEI DARUSSALAM	59,426	1,511	-97.46	72,901	1,400	-98.08
VIET NAM	852,653	2,033,575	138.5	714,662	2,561,900	258.48
INDIA	1,600	0	-100	3,200	0	-100
PAKISTAN	65,500	0	-100	51,720	0	-100
SRI LANKA	433,149	227,995	-47.36	389,597	177,876	-54.34
AFGHANISTAN	26,000	0	-100	35,100	0	-100
IRAN (ISLAMIC REPUBLIC OF)	15,549	360	-97.68	12,266	414	-96.62
SAUDI ARABIA	254,381	28,788	-88.68	325,391	60,851	-81.3
KUWAIT	1,725	2,344	35.88	5,159	3,751	-27.29
JORDAN	1,425	6,743	373.19	2,290	51,690	2157.21
LEBANON	285,410	371,956	30.32	206,560	298,676	44.6
YEMEN	0	15	-	0	1,508	-
OMAN	52,000	16,000	-69.23	18,020	14,500	-19.53
SYRIA ARAB REPUBLIC	876	6,587	651.94	6,180	26,515	329.05
TURKEY	655	12,658	1832.52	1,700	17,777	945.71
UNITED ARAB EMIRATES	166,351	51,777	-68.87	171,402	44,009	-74.32
BAHRAIN	1,218	1,421	16.67	3,947	4,681	18.6
CYPRUS	2,287	4,880	113.38	11,177	17,427	55.92
EGYPT	34	10,791	31638.24	1,134	30,128	2556.79
ALGERIA	0	25,497	-	0	29,066	-
KENYA	0	26,500	-	0	7,950	-
REUNION	45,999	48,000	4.35	147,014	231,600	57.54
MOZAMBIQUE	148,680	0	-100	152,324	0	-100
GHANA	108,500	220,000	102.76	103,500	174,500	68.6
ANGOLA	35,699	0	-100	40,513	0	-100
NIGERIA	54	3,108	5655.56	108	4,681	4234.26
SEYCHELLES	0	12,506	-	0	7,086	-
CENTRAL AFRICAN REPUBLIC	52,000	0	-100	15,000	0	-100
SAINT HELENA	0	2,000	-	0	920	-
SWAZILAND	3	0	-100	152	0	-100
SOUTH AFRICA	378,700	66,949	-82.32	394,293	77,794	-80.27
MAURITIUS	272,199	101,999	-62.53	212,610	92,639	-56.43
RWANDA	0	1,200	-	0	3,000	-
AUSTRALIA	2,437,086	1,777,694	-27.06	2,011,916	2,554,103	26.95
NEW ZEALAND	2,973	11,490	286.48	22,984	62,911	173.72
COOK ISLANDS	65,000	0	-100	64,350	0	-100
FIJI	267,093	55,000	-79.41	218,604	56,220	-74.28
MARSHALL ISLANDS	2,690	0	-100	4,035	0	-100
SAMOA	3,245	17,340	434.36	10,576	16,660	57.53
SOLOMON ISLANDS	1,120	0	-100	1,680	0	-100
EAST TIMOR	8,773	109	-98.76	6,280	2,676	-57.39
UNITED STATES	5,504,720	3,846,810	-30.12	13,044,957	12,811,699	-1.79
CANADA	74,236	88,214	18.83	300,775	346,942	15.35
MEXICO	32,851	1,850	-94.37	41,115	9,385	-77.17
GUATEMALA	33,293	16,646	-50	31,559	19,094	-39.5
PANAMA	1,242,000	864,000	-30.43	1,064,300	721,230	-32.23
CUBA	155	0	-100	1,000	0	-100
SURINAME	0	273	-	0	744	-
VENEZUELA	388	0	-100	1,091	0	-100
ARGENTINA	0	18,128	-	0	84,404	-
BRAZIL	4,538	1,448	-68.09	3,460	2,608	-24.62
URUGUAY	602,550	0	-100	168,885	0	-100

TABEL 5. PERKEMBANGAN EKSPOR INDONESIA MENURUT KOMODITI DAN NEGARA TUJUAN

JENIS BARANG	BERAT BERSIH (KG)		PERUB	NILAI FOB (US \$)		PERUB
	JAN-OKT 2005	JAN-OKT 2006	%	JAN-OKT 2005	JAN-OKT 2006	%
(1)	(2)	(3)	(4)	(5)	(6)	(7)
PERU	165	53,030	32039.39	962	50,545	5154.16
TRINIDAD AND TOBAGO	0	110,713	-	0	105,306	-
PUERTO RICO	264,224	111,469	-57.81	1,041,153	344,048	-66.96
DOMINICAN REPUBLIC	36,225	113,462	213.21	104,005	314,150	202.05
COSTA RICA	1,600	0	-100	16,000	0	-100
CAYMAN ISLANDS	0	1,320	-	0	1,016	-
FRENCH POLYNESIA	0	15,000	-	0	10,750	-
MARTINIQUE	33,063	17,306	-47.66	101,653	49,767	-51.04
NETHERLANDS ANTILLES	0	11,774	-	0	120,728	-
UNITED KINGDOM	894,658	648,837	-27.48	1,856,761	1,218,982	-34.35
NETHERLANDS	272,248	279,197	2.55	642,388	1,041,948	62.2
FRANCE	387,027	96,317	-75.11	828,688	355,552	-57.09
GERMANY, FED. REP. OF	269,799	118,978	-55.9	744,206	517,701	-30.44
AUSTRIA	3,559	6,019	69.12	35,259	39,552	12.18
BELGIUM	886,967	377,196	-57.47	2,146,741	1,072,550	-50.04
SWITZERLAND	18,223	1,061,900	5727.25	25,162	101,790	304.54
DENMARK	109,178	21,716	-80.11	299,433	88,260	-70.52
NORWAY	3,225	2,215	-31.32	12,492	10,549	-15.55
SWEDEN	4,886	5,037	3.09	43,101	70,988	64.7
FINLAND	424	7,214	1601.42	484	18,195	3659.3
IRELAND	74,560	0	-100	245,810	0	-100
ITALY	269,348	561,135	108.33	725,958	1,412,718	94.6
SPAIN	148,514	126,735	-14.66	328,580	313,098	-4.71
PORTUGAL	30,429	58,995	93.88	87,517	107,071	22.34
GREECE	45,684	17,061	-62.65	131,057	22,747	-82.64
HUNGARY	6,577	5,307	-19.31	15,723	15,714	-0.06
POLAND	553,221	390,335	-29.44	2,214,076	1,329,477	-39.95
ROMANIA	312	180	-42.31	903	552	-38.87
BULGARIA	514	300	-41.63	2,732	1,164	-57.39
KAZAKHSTAN	247	0	-100	1,455	0	-100
UKRAINE	1,508	679	-54.97	2,778	1,944	-30.02
UZBEKISTAN	0	25	-	0	960	-
LITHUANIA	606	44,038	7167	2,002	844,601	42087.86
ESTONIA	767	54,713	7033.38	1,984	150,414	7481.35
GEORGIA	449	500	11.36	66	3,731	5553.03
CROATIA	0	11,500	-	0	17,825	-
MALTA	911	14,225	1461.47	3,979	10,366	160.52
SLOVAKIA	606	0	-100	652	0	-100
SLOVENIA	304	0	-100	2,021	0	-100
CZECH REPUBLIC	5,309	7,629	43.7	84,197	54,878	-34.82
RUSSIA FEDERATION	15,101	44,080	191.9	73,216	132,063	80.37
-BIJI BUNGA	426,401	120,542	-71.73	1,532,736	1,769,725	15.46
KOREA, REPUBLIC OF	300	0	-100	300	0	-100
TAIWAN	175,850	37,880	-78.46	118,430	26,572	-77.56
CHINA	162,000	62,100	-61.67	35,640	21,735	-39.02
SINGAPORE	17,730	280	-98.42	453,852	572,009	26.03
MALAYSIA	0	5,833	-	0	7,515	-
INDIA	0	13,800	-	0	10,560	-
UNITED STATES	24,394	0	-100	89,353	0	-100
CHILE	0	11	-	0	677	-
UNITED KINGDOM	29,294	45	-99.85	158,622	108,278	-31.74
NETHERLANDS	451	480	6.43	612,706	912,105	48.87
FRANCE	16,380	102	-99.38	54,145	56,496	4.34
DENMARK	2	11	450	9,688	53,778	455.1
-BIJI KAPAS	1,260,319	1,150,254	-8.73	184,130	166,866	-9.38
JAPAN	104,000	240,000	130.77	8,520	31,420	268.78
KOREA, REPUBLIC OF	423,980	0	-100	71,738	0	-100
TAIWAN	732,339	910,254	24.29	103,872	135,446	30.4
-BIJI LAINNYA	77,934,764	115,256,404	47.89	21,699,826	28,817,200	32.8
JAPAN	94,914	1,298,005	1267.56	93,659	1,327,982	1317.89
HONG KONG	561,483	265,307	-52.75	367,009	470,262	28.13
KOREA, REPUBLIC OF	3,409	124,588	3554.68	16,646	76,264	358.15
TAIWAN	240,421	534,231	122.21	199,959	224,510	12.28
CHINA	420,334	321,279	-23.57	314,047	611,143	94.6
PAPUA NEW GUINEA	329	0	-100	321	0	-100
THAILAND	1,497,211	22,094,844	1375.73	315,063	851,671	170.32
SINGAPORE	642,665	733,768	14.18	825,091	765,827	-7.18
PHILIPPINES	1,742,465	221,285	-87.3	546,970	284,404	-48
MALAYSIA	55,628,551	87,036,643	56.46	14,964,022	19,340,324	29.25
BRUNEI DARUSSALAM	74,286	113,066	52.2	102,080	157,951	54.73

TABEL 5. PERKEMBANGAN EKSPOR INDONESIA MENURUT KOMODITI DAN NEGARA TUJUAN

JENIS BARANG	BERAT BERSIH (KG)		PERUB	NILAI FOB (US \$)		PERUB
	JAN-OKT 2005	JAN-OKT 2006	%	JAN-OKT 2005	JAN-OKT 2006	%
(1)	(2)	(3)	(4)	(5)	(6)	(7)
NEPAL	394	0	-100	850	0	-100
VIET NAM	321,763	855,310	165.82	309,882	755,170	143.7
MALDIVES	0	184	-	0	945	-
INDIA	1,452,685	1,189,408	-18.12	1,397,652	2,063,200	47.62
PAKISTAN	120	77,271	64292.5	540	7,950	1372.22
SAUDI ARABIA	29,528	8,077	-72.65	17,364	11,284	-35.01
KUWAIT	17	91	435.29	16	58	262.5
JORDAN	117,864	131,414	11.5	214,931	219,736	2.24
UNITED ARAB EMIRATES	24,741	10,597	-57.17	57,412	9,500	-83.45
MOROCCO	6,119	0	-100	7,322	0	-100
GHANA	17,605	0	-100	12,250	0	-100
CAMEROON	950	364	-61.68	41,797	65,152	55.88
NIGERIA	300	0	-100	40,541	0	-100
COTE D'IVOIRE	0	225	-	0	40,500	-
MAURITIUS	0	911	-	0	18,855	-
AUSTRALIA	45,603	56,220	23.28	92,029	106,992	16.26
VANUATU	0	268	-	0	149	-
EAST TIMOR	41,733	27,882	-33.19	22,454	15,632	-30.38
UNITED STATES	7,605	25,170	230.97	22,549	95,104	321.77
CANADA	16,584	17,864	7.72	9,614	21,734	126.07
UNITED KINGDOM	7,077	7,200	1.74	14,055	15,478	10.12
NETHERLANDS	55,762	50,506	-9.43	84,944	642,684	656.6
FRANCE	0	325	-	0	306	-
GERMANY, FED. REP. OF	115	2,521	2092.17	2,341	10,058	329.65
BELGIUM	0	17,000	-	0	31,110	-
DENMARK	0	72	-	0	1,425	-
NORWAY	0	3,800	-	0	8,082	-
ITALY	14,882,131	20,766	-99.86	1,606,416	498,335	-68.98
SPAIN	0	1,855	-	0	56,771	-
PORTUGAL	0	8,087	-	0	10,652	-
BULU BEBEK	271,242	247,066	-8.91	232,327	226,799	-2.38
JAPAN	269	0	-100	234	0	-100
KOREA, REPUBLIC OF	0	250	-	0	3,750	-
TAIWAN	260,514	240,306	-7.76	198,161	210,694	6.32
CHINA	0	5,000	-	0	5,000	-
INDIA	266	0	-100	2,292	0	-100
AUSTRALIA	314	0	-100	251	0	-100
NEW ZEALAND	3	0	-100	32	0	-100
GUAM	17	28	64.71	61	85	39.34
COOK ISLANDS	136	0	-100	162	0	-100
UNITED KINGDOM	1,693	107	-93.68	10,725	1,289	-87.98
NETHERLANDS	6,069	0	-100	16,283	0	-100
FRANCE	110	0	-100	143	0	-100
GERMANY, FED. REP. OF	782	0	-100	1,488	0	-100
DENMARK	275	0	-100	471	0	-100
ITALY	719	0	-100	1,615	0	-100
SPAIN	75	149	98.67	409	871	112.96
YUGOSLAVIA	0	98	-	0	177	-
RUSSIA FEDERATION	0	1,128	-	0	4,933	-
DAMAR DAN GETAH DAMAR	27,040,551	26,875,343	-0.61	13,886,698	24,146,825	73.88
JAPAN	780,544	973,082	24.67	399,317	857,103	114.64
KOREA, REPUBLIC OF	1,681,198	478,799	-71.52	859,753	382,192	-55.55
TAIWAN	1,881,594	1,438,521	-23.55	935,072	1,292,303	38.2
CHINA	376,800	132,000	-64.97	200,273	124,659	-37.76
THAILAND	403,598	410,650	1.75	103,962	390,785	275.89
SINGAPORE	0	45,620	-	0	95,623	-
PHILIPPINES	76,800	230,400	200	39,424	206,976	425
MALAYSIA	155,200	91,800	-40.85	91,891	86,478	-5.89
INDIA	7,034,711	5,533,321	-21.34	3,775,447	5,054,658	33.88
PAKISTAN	3,282,666	2,987,600	-8.99	1,774,293	2,631,116	48.29
BANGLADESH	694,871	1,272,200	83.08	346,246	1,191,550	244.13
SRI LANKA	33,150	15,000	-54.75	13,845	8,400	-39.33
IRAN (ISLAMIC REPUBLIC OF)	38,400	38,400	0	20,736	34,560	66.67
SAUDI ARABIA	76,800	38,400	-50	38,400	37,248	-3
SYRIA ARAB REPUBLIC	0	12,000	-	0	11,810	-
TURKEY	192,000	364,800	90	94,989	303,571	219.59
SOUTH AFRICA	114,000	38,400	-66.32	57,484	35,770	-37.77
AUSTRALIA	0	103,800	-	0	113,331	-
NEW ZEALAND	134,400	134,400	0	71,578	130,368	82.13
UNITED STATES	311,040	516,960	66.2	151,374	501,453	231.27
VENEZUELA	38,400	0	-100	18,688	0	-100

TABEL 5. PERKEMBANGAN EKSPOR INDONESIA MENURUT KOMODITI DAN NEGARA TUJUAN

JENIS BARANG	BERAT BERSIH (KG)		PERUB	NILAI FOB (US \$)		PERUB
	JAN-OKT 2005	JAN-OKT 2006	%	JAN-OKT 2005	JAN-OKT 2006	%
(1)	(2)	(3)	(4)	(5)	(6)	(7)
COLOMBIA	345,599	403,200	16.67	171,841	326,102	89.77
ECUADOR	115,200	172,800	50	56,064	161,568	188.18
NETHERLANDS ANTILLES	57,600	0	-100	28,032	0	-100
UNITED KINGDOM	38,400	0	-100	22,510	0	-100
NETHERLANDS	2,534,396	4,377,598	72.73	1,264,673	3,861,378	205.33
FRANCE	1,151,999	863,999	-25	563,764	797,280	41.42
GERMANY, FED. REP. OF	1,228,798	998,399	-18.75	633,587	858,115	35.44
BELGIUM	825,596	1,516,799	83.72	405,952	1,384,704	241.1
ITALY	192,000	902,399	370	98,040	766,254	681.57
SPAIN	249,599	268,800	7.69	135,157	202,944	50.15
PORTUGAL	1,190,397	1,823,996	53.23	598,890	1,738,750	190.33
POLAND	1,766,395	672,000	-61.96	896,728	541,056	-39.66
ROMANIA	38,400	0	-100	18,688	0	-100
SLOVENIA	0	19,200	-	0	18,720	-
KOPAL DAN LAIN-LAIN	23,805,871	23,550,017	-1.07	14,258,288	18,428,002	29.24
JAPAN	1,031,112	975,868	-5.36	989,455	1,249,642	26.3
HONG KONG	175,364	263,843	50.45	242,747	477,826	96.84
KOREA, REPUBLIC OF	353,534	110,149	-68.84	303,968	124,951	-58.89
TAIWAN	1,171,430	553,329	-52.76	644,295	381,448	-40.8
CHINA	822,451	657,145	-20.1	588,202	546,873	-7.03
THAILAND	94,793	235,650	148.59	97,273	230,645	137.11
SINGAPORE	2,300,605	2,205,737	-4.12	2,704,503	2,209,972	-18.29
PHILIPPINES	195,369	79,200	-59.46	79,821	56,071	-29.75
MALAYSIA	965,208	599,406	-37.9	598,371	778,977	30.18
VIET NAM	321,408	148,379	-53.83	132,220	121,671	-7.98
INDIA	9,249,161	10,948,907	18.38	4,027,566	7,604,884	88.82
PAKISTAN	700,750	860,537	22.8	304,825	491,587	61.27
BANGLADESH	2,685,689	1,982,380	-26.19	508,016	437,448	-13.89
SRI LANKA	442,654	701,715	58.52	153,326	332,020	116.55
IRAN (ISLAMIC REPUBLIC OF)	0	38,400	-	0	35,770	-
SAUDI ARABIA	501,727	441,548	-11.99	254,317	243,681	-4.18
JORDAN	20,250	0	-100	9,618	0	-100
LEBANON	11,820	16,000	35.36	5,614	6,200	10.44
YEMEN	67,790	34,800	-48.66	30,570	20,480	-33.01
SYRIA ARAB REPUBLIC	10,627	257,675	2324.72	19,250	234,066	1115.93
TURKEY	0	72,600	-	0	65,250	-
UNITED ARAB EMIRATES	452,592	434,733	-3.95	228,197	187,664	-17.76
EGYPT	436,579	116,700	-73.27	198,908	59,137	-70.27
LIBYAN ARAB JAMAHIRIYA	0	16,500	-	0	6,756	-
TUNISIA	20,020	41,310	106.34	9,509	18,222	91.63
ALGERIA	60,000	94,400	57.33	76,200	65,980	-13.41
SUDAN	1,406	0	-100	2,533	0	-100
MOZAMBIQUE	82,430	0	-100	39,120	0	-100
NIGERIA	0	18,259	-	0	15,825	-
GABON	164	0	-100	151	0	-100
BENIN	0	20,800	-	0	8,980	-
DJIBOUTI	20,000	0	-100	9,500	0	-100
SOUTH AFRICA	115,200	0	-100	57,752	0	-100
AUSTRALIA	154,883	4	-100	29,336	52	-99.82
NEW ZEALAND	88,000	20	-99.98	6,160	1,788	-70.97
NEW CALEDONIA	26	0	-100	69	0	-100
EAST TIMOR	2	0	-100	3	0	-100
UNITED STATES	107,606	87,624	-18.57	94,686	122,519	29.4
CANADA	0	21,880	-	0	6,000	-
SURINAME	0	1,373	-	0	6,375	-
ARGENTINA	74	0	-100	192	0	-100
BRAZIL	825	1,700	106.06	6,188	13,600	119.78
COLOMBIA	40	0	-100	40	0	-100
UNITED KINGDOM	106,738	63,724	-40.3	213,322	170,431	-20.11
NETHERLANDS	0	12,500	-	0	9,375	-
FRANCE	144,375	282,068	95.37	217,403	318,174	46.35
GERMANY, FED. REP. OF	596,196	857,515	43.83	448,955	733,238	63.32
AUSTRIA	25	0	-100	45	0	-100
BELGIUM	76,119	20,000	-73.73	268,880	90,200	-66.45
SWITZERLAND	50	33	-34	650	320	-50.77
SWEDEN	37	0	-100	96	0	-100
ITALY	198,400	246,598	24.29	632,854	902,210	42.56
SPAIN	22,061	29,000	31.45	22,347	41,600	86.15
HUNGARY	139	0	-100	387	0	-100
LITHUANIA	142	0	-100	848	0	-100
SLOVAKIA	0	7	-	0	91	-
SLOVENIA	0	1	-	0	3	-

TABEL 5. PERKEMBANGAN EKSPOR INDONESIA MENURUT KOMODITI DAN NEGARA TUJUAN

JENIS BARANG	BERAT BERSIH (KG)		PERUB	NILAI FOB (US \$)		PERUB
	JAN-OKT 2005	JAN-OKT 2006	%	JAN-OKT 2005	JAN-OKT 2006	%
(1)	(2)	(3)	(4)	(5)	(6)	(7)
SAYUR-SAYURAN	78,233,810	155,507,308	98.77	28,029,710	34,281,089	22.3
JAPAN	3,902,465	4,115,972	5.47	3,859,511	4,183,470	8.39
HONG KONG	516,862	422,446	-18.27	508,633	256,245	-49.62
KOREA, REPUBLIC OF	3,172	30,455	860.12	34,749	359,856	935.59
TAIWAN	17,628,773	13,997,553	-20.6	4,668,750	3,891,172	-16.65
CHINA	647,433	144,679	-77.65	263,556	29,327	-88.87
THAILAND	640,295	5,644,120	781.49	208,026	1,493,891	618.13
SINGAPORE	17,647,095	19,017,729	7.77	5,283,134	6,195,697	17.27
PHILIPPINES	11,751,711	10,437,103	-11.19	4,800,935	4,288,496	-10.67
MALAYSIA	22,989,201	23,849,512	3.74	6,110,292	8,379,641	37.14
BRUNEI DARUSSALAM	74,549	41,908	-43.78	79,688	104,365	30.97
NEPAL	54,000	0	-100	54,362	0	-100
VIET NAM	0	1,490,300	-	0	587,414	-
INDIA	209,448	854,294	307.88	197,578	499,966	153.05
PAKISTAN	0	456,112	-	0	203,051	-
SRI LANKA	0	187,413	-	0	114,241	-
SAUDI ARABIA	86,737	137,759	58.82	45,733	140,102	206.35
KUWAIT	0	2,041	-	0	4,226	-
UNITED ARAB EMIRATES	48,580	78,384	61.35	28,137	77,359	174.94
QATAR	0	27,657	-	0	38,253	-
BAHRAIN	0	28,220	-	0	38,496	-
SOUTH AFRICA	0	22,913	-	0	14,381	-
AUSTRALIA	5,648	17,999	218.68	9,507	16,558	74.17
NEW ZEALAND	0	45	-	0	69	-
CHRISTMAS ISLANDS	220	1,379	526.82	800	2,930	266.25
EAST TIMOR	110,241	190,048	72.39	15,821	154,320	875.41
UNITED STATES	1,262,091	379,002	-69.97	1,325,226	445,141	-66.41
CANADA	0	85,600	-	0	13,766	-
CHILE	0	73,582,000	-	0	2,523,862	-
UNITED KINGDOM	2,759	0	-100	6,883	0	-100
NETHERLANDS	601,700	158,806	-73.61	491,031	128,441	-73.84
FRANCE	0	98,084	-	0	67,715	-
GERMANY, FED. REP. OF	45,600	250	-99.45	34,656	1,780	-94.86
BELGIUM	0	7,525	-	0	26,858	-
PORTUGAL	3,969	0	-100	504	0	-100
SLOVENIA	1,261	0	-100	2,198	0	-100
BUAH-BUAHAN	133,942,393	150,215,998	12.15	57,460,812	76,199,084	32.61
JAPAN	218,153	105,993	-51.41	305,396	76,581	-74.92
HONG KONG	3,158,936	1,108,381	-64.91	3,111,366	809,300	-73.99
KOREA, REPUBLIC OF	175,760	61,191	-65.18	111,227	61,129	-45.04
TAIWAN	306,622	199,467	-34.95	119,259	45,030	-62.24
CHINA	3,771,985	4,124,276	9.34	2,141,376	2,040,162	-4.73
THAILAND	281,472	75,885	-73.04	196,635	96,062	-51.15
SINGAPORE	786,049	4,916,988	525.53	515,518	2,943,845	471.05
PHILIPPINES	239,458	139,797	-41.62	22,313	11,590	-48.06
MALAYSIA	3,796,015	2,708,280	-28.65	1,420,603	1,214,546	-14.5
BRUNEI DARUSSALAM	12,073	15,132	25.34	25,536	34,756	36.11
NEPAL	5,035,600	5,869,711	16.56	1,764,955	2,321,255	31.52
VIET NAM	1,829,189	1,497,416	-18.14	1,757,704	939,700	-46.54
MALDIVES	82	0	-100	1,485	0	-100
INDIA	45,072,373	74,938,847	66.26	17,640,625	35,283,014	100.01
PAKISTAN	42,871,748	45,083,577	5.16	19,762,899	25,039,407	26.7
BANGLADESH	21,620,601	2,374,653	-89.02	6,091,630	1,232,984	-79.76
SRI LANKA	0	18,005	-	0	6,383	-
IRAN (ISLAMIC REPUBLIC OF)	2,967,340	2,900,014	-2.27	1,038,393	933,776	-10.07
SAUDI ARABIA	621,878	683,155	9.85	334,902	379,158	13.21
KUWAIT	29,969	130,095	334.1	66,720	87,826	31.63
YEMEN	0	16,200	-	0	13,755	-
TURKEY	8,350	118,584	1320.17	5,015	34,196	581.87
UNITED ARAB EMIRATES	679,595	831,878	22.41	552,494	634,610	14.86
QATAR	14,362	38,631	168.98	8,436	30,901	266.3
BAHRAIN	0	25,401	-	0	10,828	-
EGYPT	3,052	12,060	295.15	3,280	2,340	-28.66
TUNISIA	0	38,000	-	0	32,764	-
ALGERIA	0	46,019	-	0	27,679	-
SOUTH AFRICA	76	325	327.63	127	529	316.54
MAURITIUS	1,000	0	-100	561	0	-100
AUSTRALIA	13,575	251,775	1754.7	16,356	183,266	1020.48
VANUATU	6	0	-100	43	0	-100
COOK ISLANDS	0	179	-	0	353	-
FIJI	433	0	-100	265	0	-100

TABEL 5. PERKEMBANGAN EKSPOR INDONESIA MENURUT KOMODITI DAN NEGARA TUJUAN

JENIS BARANG	BERAT BERSIH (KG)		PERUB	NILAI FOB (US \$)		PERUB
	JAN-OKT 2005	JAN-OKT 2006	%	JAN-OKT 2005	JAN-OKT 2006	%
(1)	(2)	(3)	(4)	(5)	(6)	(7)
EAST TIMOR	45,132	941	-97.92	5,060	308	-93.91
UNITED STATES	44,259	78,888	78.24	85,912	116,541	35.65
SURINAME	0	38	-	0	178	-
BRAZIL	0	18,998	-	0	6,536	-
UNITED KINGDOM	12,243	0	-100	30,717	0	-100
NETHERLANDS	106,776	366,689	243.42	147,591	349,278	136.65
FRANCE	161,019	17,013	-89.43	138,324	31,702	-77.08
GERMANY, FED. REP. OF	462	681,007	147304.11	1,140	834,307	73084.82
AUSTRIA	16	0	-100	40	0	-100
BELGIUM	1,162	217,301	18600.6	561	115,428	20475.4
DENMARK	35,002	10,010	-71.4	23,990	4,354	-81.85
NORWAY	16	0	-100	256	0	-100
SWEDEN	280	0	-100	963	0	-100
ITALY	0	8,895	-	0	10,944	-
SPAIN	2,367	572	-75.83	4,811	1,656	-65.58
PORTUGAL	737	15	-97.96	113	16	-85.84
GREECE	0	124	-	0	32	-
BULGARIA	0	485,592	-	0	200,079	-
YUGOSLAVIA	5,780	0	-100	5,202	0	-100
MALTA	11,390	0	-100	1,013	0	-100
KULIT KERANG DAN LAIN-LAIN	5,708,071	4,834,489	-15.3	2,215,163	2,236,652	0.97
JAPAN	653,010	287,527	-55.97	240,577	163,089	-32.21
HONG KONG	230,788	163,047	-29.35	101,871	41,240	-59.52
KOREA, REPUBLIC OF	49,780	177,119	255.8	42,064	113,522	169.88
TAIWAN	8,923	11,507	28.96	15,414	5,085	-67.01
CHINA	4,345,233	3,465,869	-20.24	1,359,665	1,002,281	-26.28
THAILAND	23,268	46,081	98.04	3,377	198,831	5787.8
SINGAPORE	29,162	25,352	-13.06	120,747	102,215	-15.35
PHILIPPINES	0	55,000	-	0	7,950	-
MALAYSIA	19	27,945	146978.95	100	42,502	42402
BRUNEI DARUSSALAM	0	545	-	0	1,363	-
VIET NAM	30,400	281,294	825.31	30,807	137,948	347.78
INDIA	88,479	31,727	-64.14	48,495	7,239	-85.07
PAKISTAN	0	5,005	-	0	7,500	-
TURKEY	0	1,335	-	0	4,245	-
CONGO	0	1	-	0	39	-
SOUTH AFRICA	275	297	8	263	594	125.86
AUSTRALIA	38,986	5,188	-86.69	33,237	11,018	-66.85
NEW ZEALAND	209	101	-51.67	891	290	-67.45
NEW CALEDONIA	48	0	-100	42	0	-100
FIJI	3	23	666.67	8	15	87.5
UNITED STATES	40,406	9,717	-75.95	9,298	9,510	2.28
CANADA	312	375	20.19	358	1,330	271.51
BRAZIL	114	120	5.26	175	189	8
PUERTO RICO	152	0	-100	324	0	-100
COSTA RICA	20,455	0	-100	2,331	0	-100
BERMUDA	0	6	-	0	67	-
FRENCH POLYNESIA	431	0	-100	757	0	-100
NETHERLANDS ANTILLES	375	0	-100	1,461	0	-100
UNITED KINGDOM	2	3,176	158700	5	18,927	378440
NETHERLANDS	249	15	-93.98	393	355	-9.67
FRANCE	4,662	54,233	1063.3	8,202	10,612	29.38
GERMANY, FED. REP. OF	10,080	17,032	68.97	14,114	8,903	-36.92
BELGIUM	4,415	0	-100	6,610	0	-100
SWITZERLAND	34,610	0	-100	4,640	0	-100
NORWAY	187	0	-100	1,832	0	-100
SWEDEN	0	79	-	0	449	-
IRELAND	0	55	-	0	314	-
ITALY	90,900	164,302	80.75	165,484	336,888	103.58
SPAIN	2,055	212	-89.68	1,523	1,443	-5.25
GREECE	0	20	-	0	266	-
HUNGARY	11	0	-100	22	0	-100
BULGARIA	72	0	-100	76	0	-100
CROATIA	0	66	-	0	213	-
SLOVENIA	0	118	-	0	220	-
TANAMAN OBAT	7,949,772	4,578,425	-42.41	5,960,009	4,944,729	-17.03
JAPAN	25,436	22,582	-11.22	107,164	112,725	5.19
HONG KONG	689,741	204,925	-70.29	354,657	85,365	-75.93
KOREA, REPUBLIC OF	55,120	29,855	-45.84	44,853	34,547	-22.98
TAIWAN	3,298,056	1,354,786	-58.92	1,343,056	580,722	-56.76
CHINA	501,167	183,106	-63.46	117,806	25,285	-78.54

TABEL 5. PERKEMBANGAN EKSPOR INDONESIA MENURUT KOMODITI DAN NEGARA TUJUAN

JENIS BARANG	BERAT BERSIH (KG)		PERUB	NILAI FOB (US \$)		PERUB
	JAN-OKT 2005	JAN-OKT 2006	%	JAN-OKT 2005	JAN-OKT 2006	%
(1)	(2)	(3)	(4)	(5)	(6)	(7)
THAILAND	90,189	1,154	-98.72	105,402	5,916	-94.39
SINGAPORE	1,247,397	1,015,687	-18.58	1,443,116	1,502,884	4.14
MALAYSIA	260,468	92,871	-64.34	188,656	68,054	-63.93
BRUNEI DARUSSALAM	1,816	0	-100	33,426	0	-100
VIET NAM	273,250	6,600	-97.58	139,168	825	-99.41
INDIA	181,736	253,871	39.69	195,990	370,264	88.92
PAKISTAN	49,439	0	-100	9,562	0	-100
BANGLADESH	32,123	75,600	135.35	15,223	7,938	-47.86
SRI LANKA	530	0	-100	4,394	0	-100
IRAN (ISLAMIC REPUBLIC OF)	132	0	-100	250	0	-100
SAUDI ARABIA	422,267	477,905	13.18	620,767	1,105,398	78.07
KUWAIT	1,050	0	-100	11,725	0	-100
YEMEN	363	8,110	2134.16	1,041	5,380	416.81
TURKEY	159	0	-100	4,336	0	-100
UNITED ARAB EMIRATES	199,908	227,356	13.73	85,958	115,958	34.9
QATAR	0	200	-	0	3,000	-
BAHRAIN	0	1,500	-	0	7,500	-
SUDAN	38,000	114,000	200	5,000	33,355	567.1
GHANA	0	161,234	-	0	185,552	-
CAMEROON	0	63,000	-	0	65,850	-
NIGERIA	89,999	0	-100	22,590	0	-100
MALI	1,093	0	-100	32,817	0	-100
BENIN	54,000	76,000	40.74	8,100	13,300	64.2
MAURITIUS	376	0	-100	868	0	-100
AUSTRALIA	55	25	-54.55	1,119	183	-83.65
NEW CALEDONIA	0	47	-	0	120	-
COOK ISLANDS	5,403	0	-100	2,170	0	-100
UNITED STATES	150,585	1,460	-99.03	136,972	3,640	-97.34
CANADA	528	320	-39.39	10,045	1,410	-85.96
PANAMA	20	0	-100	909	0	-100
SURINAME	435	264	-39.31	9,952	2,746	-72.41
BRAZIL	107	0	-100	2,293	0	-100
NETHERLANDS	673	6,679	892.42	8,696	11,021	26.74
FRANCE	26,603	5,482	-79.39	253,815	134,582	-46.98
GERMANY, FED. REP. OF	90,196	123,207	36.6	165,378	210,701	27.41
SWITZERLAND	1,247	0	-100	36,118	0	-100
SWEDEN	0	19,000	-	0	3,800	-
ITALY	7,000	5,000	-28.57	9,584	78,000	713.86
SPAIN	7,000	0	-100	14,017	0	-100
GREECE	605	0	-100	15,766	0	-100
POLAND	100	0	-100	2,300	0	-100
UKRAINE	12,009	0	-100	14,411	0	-100
UZBEKISTAN	125	0	-100	250	0	-100
LITHUANIA	6,432	0	-100	8,362	0	-100
LATVIA	39,020	0	-100	56,061	0	-100
MALTA	0	194	-	0	1,394	-
RUSSIA FEDERATION	87,814	46,405	-47.16	315,866	167,314	-47.03
-GANGGANG LAUT	55,456,994	74,262,502	33.91	28,696,032	37,271,101	29.88
JAPAN	339,135	324,587	-4.29	1,888,791	2,781,222	47.25
HONG KONG	5,362,274	14,179,052	164.42	1,516,677	4,164,455	174.58
KOREA, REPUBLIC OF	3,520,977	2,371,013	-32.66	2,058,160	1,355,889	-34.12
TAIWAN	399,356	421,742	5.61	78,777	135,355	71.82
CHINA	19,099,923	27,001,421	41.37	5,420,124	8,619,060	59.02
THAILAND	232,446	243,330	4.68	197,011	250,688	27.25
SINGAPORE	50,971	73,520	44.24	478,897	484,724	1.22
PHILIPPINES	6,857,656	7,574,919	10.46	3,614,387	4,159,964	15.09
MALAYSIA	116,691	901,045	672.16	71,208	710,105	897.23
BRUNEI DARUSSALAM	132	0	-100	283	0	-100
VIET NAM	291,649	2,758,903	845.97	181,323	939,330	418.04
SRI LANKA	0	40,000	-	0	6,800	-
UNITED ARAB EMIRATES	6,125	137	-97.76	4,200	328	-92.19
MOROCCO	115,350	73,999	-35.85	436,438	44,370	-89.83
TUNISIA	905,611	450,150	-50.29	550,103	263,645	-52.07
MADAGASCAR	25,000	0	-100	5,000	0	-100
GHANA	0	1,552	-	0	1,900	-
SOUTH AFRICA	14,000	0	-100	29,200	0	-100
RWANDA	0	7,704	-	0	722	-
AUSTRALIA	572,000	394,000	-31.12	542,500	842,000	55.21
NEW ZEALAND	18,000	0	-100	11,700	0	-100
UNITED STATES	980,250	4,900,532	399.93	1,108,584	3,187,328	187.51
CANADA	0	220,500	-	0	122,500	-
MEXICO	88,000	63,942	-27.34	48,400	30,577	-36.82

TABEL 5. PERKEMBANGAN EKSPOR INDONESIA MENURUT KOMODITI DAN NEGARA TUJUAN

JENIS BARANG	BERAT BERSIH (KG)		PERUB	NILAI FOB (US \$)		PERUB
	JAN-OKT 2005	JAN-OKT 2006	%	JAN-OKT 2005	JAN-OKT 2006	%
(1)	(2)	(3)	(4)	(5)	(6)	(7)
PANAMA	0	68,000	-	0	44,200	-
CURACAO	149,804	0	-100	99,257	0	-100
CHILE	1,620,194	2,385,939	47.26	609,572	1,310,578	115
ARGENTINA	410,320	745,000	81.57	155,772	391,750	151.49
BRAZIL	1,333,701	1,218,884	-8.61	729,810	711,157	-2.56
DOMINICA	62,000	0	-100	42,160	0	-100
FALKLAND ISLANDS (MALVINAS)	0	147,900	-	0	86,521	-
UNITED KINGDOM	730,136	670,179	-8.21	1,573,268	1,835,280	16.65
NETHERLANDS	60,000	40,000	-33.33	229,000	148,000	-35.37
FRANCE	2,823,973	531,800	-81.17	691,006	477,100	-30.96
GERMANY, FED. REP. OF	719,973	335,000	-53.47	1,036,547	696,600	-32.8
BELGIUM	212,100	251,000	18.34	309,015	658,950	113.24
SWITZERLAND	75,000	0	-100	7,500	0	-100
DENMARK	3,527,733	1,935,594	-45.13	2,608,395	782,535	-70
ITALY	0	55,867	-	0	9,226	-
SPAIN	4,330,484	3,445,891	-20.43	1,989,960	1,434,862	-27.89
PORTUGAL	280,030	261,000	-6.8	119,957	118,770	-0.99
POLAND	63,000	42,000	-33.33	118,650	87,150	-26.55
LITHUANIA	63,000	105,000	66.67	134,400	298,200	121.88
RUSSIA FEDERATION	0	21,400	-	0	79,260	-
-IJUK DAN SEBANGSANYA	17,305,030	16,073,198	-7.12	2,578,661	2,484,796	-3.64
JAPAN	1,888	1,553	-17.74	6,116	4,322	-29.33
KOREA, REPUBLIC OF	0	1,078	-	0	372	-
TAIWAN	122,096	55,251	-54.75	98,698	46,479	-52.91
CHINA	44,126	73,943	67.57	96,378	89,568	-7.07
THAILAND	0	9,150	-	0	2,663	-
SINGAPORE	20,449	165,067	707.21	18,096	77,074	325.92
MALAYSIA	200,844	325,451	62.04	19,030	64,811	240.57
INDIA	149,000	121,000	-18.79	17,780	24,250	36.39
PAKISTAN	16,573,950	15,226,505	-8.13	2,135,870	2,008,563	-5.96
SRI LANKA	8,200	500	-93.9	6,038	950	-84.27
JORDAN	0	8,625	-	0	4,140	-
SOUTH AFRICA	2	0	-100	9	0	-100
AUSTRALIA	1,999	3,027	51.43	4,626	6,682	44.44
COOK ISLANDS	1	0	-100	3	0	-100
UNITED STATES	100,023	0	-100	16,069	0	-100
UNITED KINGDOM	5,936	13,553	128.32	22,784	31,756	39.38
NETHERLANDS	22,798	29,498	29.39	44,298	57,955	30.83
FRANCE	936	0	-100	2,159	0	-100
GERMANY, FED. REP. OF	39,610	12,999	-67.18	67,548	19,215	-71.55
BELGIUM	12,998	25,998	100.02	22,016	45,996	108.92
ITALY	174	0	-100	1,143	0	-100
-LAINNYA	7,726,011	14,882,385	92.63	3,203,912	4,218,461	31.67
JAPAN	64,946	35,200	-45.8	218,395	29,368	-86.55
HONG KONG	41,307	237	-99.43	11,916	169	-98.58
KOREA, REPUBLIC OF	54,902	52,793	-3.84	39,732	24,213	-39.06
TAIWAN	4,245,337	7,460,642	75.74	1,310,921	2,906,499	121.71
CHINA	1,437,372	1,747,794	21.6	134,773	201,782	49.72
THAILAND	7,096	4,442,891	62511.2	9,937	118,104	1088.53
SINGAPORE	376,504	28,391	-92.46	83,910	13,044	-84.45
PHILIPPINES	166,000	0	-100	19,900	0	-100
MALAYSIA	407,184	345,737	-15.09	156,401	130,859	-16.33
VIET NAM	0	1,321	-	0	656	-
MALDIVES	0	1,915	-	0	20,885	-
INDIA	53,005	1,496	-97.18	49,694	2,501	-94.97
IRAN (ISLAMIC REPUBLIC OF)	0	489	-	0	694	-
SAUDI ARABIA	55,093	72,179	31.01	12,977	20,122	55.06
LEBANON	247	0	-100	742	0	-100
OMAN	0	250	-	0	606	-
TURKEY	343	24,740	7112.83	1,062	7,141	572.41
UNITED ARAB EMIRATES	1,764	232	-86.85	4,221	2,113	-49.94
BAHRAIN	30,000	44,000	46.67	1,900	44,421	2237.95
CYPRUS	25	0	-100	40	0	-100
EGYPT	21	0	-100	57	0	-100
TUNISIA	4,498	0	-100	1,324	0	-100
REUNION	921	979	6.3	2,193	1,676	-23.58
NIGERIA	212,000	112,000	-47.17	81,620	49,430	-39.44
GABON	438	0	-100	1,720	0	-100
U.S. VIRGIN ISLANDS	21	0	-100	35	0	-100
SEYCHELLES	20	0	-100	20	0	-100
SOUTH AFRICA	1,248	3,287	163.38	894	2,460	175.17

TABEL 5. PERKEMBANGAN EKSPOR INDONESIA MENURUT KOMODITI DAN NEGARA TUJUAN

JENIS BARANG	BERAT BERSIH (KG)		PERUB	NILAI FOB (US \$)		PERUB
	JAN-OKT 2005	JAN-OKT 2006	%	JAN-OKT 2005	JAN-OKT 2006	%
(1)	(2)	(3)	(4)	(5)	(6)	(7)
MAURITIUS	0	12,134	-	0	2,154	-
AUSTRALIA	171,670	133,726	-22.1	209,082	156,169	-25.31
NEW ZEALAND	877	21,936	2401.25	2,596	4,133	59.21
GUAM	742	1,057	42.45	2,669	6,751	152.94
NEW CALEDONIA	542	127	-76.57	742	1,096	47.71
NORTHERN MARIANA ISLANDS	80	708	785	138	1,226	788.41
VANUATU	0	535	-	0	221	-
FIJI	5,811	0	-100	26,628	0	-100
MARSHALL ISLANDS	0	338	-	0	23	-
UNITED STATES	218,128	68,942	-68.39	556,362	228,821	-58.87
CANADA	4,331	10,823	149.9	8,041	16,311	102.85
MEXICO	3,328	4,999	50.21	6,511	3,242	-50.21
CHILE	2,273	0	-100	3,785	0	-100
ARGENTINA	0	863	-	0	706	-
BRAZIL	148	1,186	701.35	131	2,330	1678.63
COLOMBIA	2,655	0	-100	1,932	0	-100
URUGUAY	58	1,340	2210.34	206	1,018	394.17
PERU	1,137	0	-100	2,678	0	-100
BAHAMAS	0	4,787	-	0	1,875	-
BELIZE	0	30	-	0	151	-
DOMINICAN REPUBLIC	127	367	188.98	132	151	14.39
COSTA RICA	0	53	-	0	119	-
BARBADOS	0	42	-	0	28	-
ARUBA	432	0	-100	1,007	0	-100
CAYMAN ISLANDS	160	0	-100	1,300	0	-100
NETHERLANDS ANTILLES	0	127	-	0	111	-
TURKS AND CAICOS ISLANDS	0	481	-	0	1,479	-
GUADELOUPE	318	173	-45.6	181	203	12.15
UNITED KINGDOM	8,590	6,364	-25.91	25,199	15,712	-37.65
NETHERLANDS	20,505	3,728	-81.82	17,212	7,840	-54.45
FRANCE	18,730	5,297	-71.72	80,400	4,940	-93.86
GERMANY, FED. REP. OF	15,934	20,070	25.96	16,231	27,146	67.25
AUSTRIA	300	2	-99.33	694	13	-98.13
BELGIUM	15,111	73,748	388.04	1,819	9,010	395.33
SWITZERLAND	4,324	3,366	-22.16	18,878	2,977	-84.23
DENMARK	11,246	6,477	-42.41	12,541	6,257	-50.11
NORWAY	4,270	61	-98.57	10,790	58	-99.46
SWEDEN	3	44	1366.67	3	49	1533.33
FINLAND	149	1,107	642.95	200	933	366.5
IRELAND	0	1,054	-	0	1,455	-
ITALY	33,238	24,103	-27.48	16,975	32,606	92.08
SPAIN	12,476	2,802	-77.54	20,402	5,552	-72.79
PORTUGAL	321	5,503	1614.33	372	24,854	6581.18
ICELAND	422	0	-100	526	0	-100
GREECE	1,562	49,543	3071.77	4,641	42,136	807.91
HUNGARY	4,796	20,205	321.29	4,006	10,161	153.64
POLAND	657	10,976	1570.62	3,722	10,230	174.85
BULGARIA	144	0	-100	160	0	-100
YUGOSLAVIA	0	116	-	0	257	-
LITHUANIA	111	2,712	2343.24	611	3,873	533.88
CROATIA	0	33	-	0	507	-
SLOVENIA	0	1,207	-	0	2,401	-
CZECH REPUBLIC	13	2,304	17623.08	25	4,130	16420
RUSSIA FEDERATION	0	216	-	0	303	-
-MUTIARA	13,062	1,604	-87.72	8,296,823	12,261,020	47.78
JAPAN	412	626	51.94	3,178,569	4,579,933	44.09
HONG KONG	12,226	53	-99.57	257,588	167,696	-34.9
KOREA, REPUBLIC OF	0	3	-	0	44,373	-
CHINA	9	1	-88.89	37,890	310	-99.18
THAILAND	0	4	-	0	9,094	-
SINGAPORE	29	425	1365.52	72,580	118,821	63.71
INDIA	0	2	-	0	2,327	-
SAUDI ARABIA	23	0	-100	5,565	0	-100
UNITED ARAB EMIRATES	0	2	-	0	8,346	-
REUNION	9	0	-100	410	0	-100
AUSTRALIA	276	457	65.58	4,694,016	7,315,218	55.84
NEW ZEALAND	55	0	-100	2,632	0	-100
NEW CALEDONIA	3	0	-100	45,000	0	-100
UNITED STATES	12	31	158.33	2,101	14,902	609.28
BERMUDA	4	0	-100	32	0	-100
ITALY	4	0	-100	440	0	-100

TABEL 5. PERKEMBANGAN EKSPOR INDONESIA MENURUT KOMODITI DAN NEGARA TUJUAN

JENIS BARANG	BERAT BERSIH (KG)		PERUB	NILAI FOB (US \$)		PERUB
	JAN-OKT 2005	JAN-OKT 2006	%	JAN-OKT 2005	JAN-OKT 2006	%
(1)	(2)	(3)	(4)	(5)	(6)	(7)
-LAINNYA	109,774,957	146,536,018	33.49	66,099,470	64,068,128	-3.07
JAPAN	11,852,109	11,354,150	-4.2	7,885,354	11,049,904	40.13
HONG KONG	1,315,446	3,375,969	156.64	1,319,716	3,224,857	144.36
KOREA, DEMOCRATIC PEOPLE'S RI	0	60	-	0	259	-
KOREA, REPUBLIC OF	7,589,822	7,345,413	-3.22	3,069,990	3,457,608	12.63
TAIWAN	2,749,392	1,828,511	-33.49	1,091,884	1,176,249	7.73
CHINA	3,244,404	2,651,602	-18.27	1,294,308	1,482,105	14.51
THAILAND	136,549	467,832	242.61	280,640	446,053	58.94
SINGAPORE	24,049,295	14,601,879	-39.28	27,173,129	14,633,258	-46.15
PHILIPPINES	12,981,591	18,008,786	38.73	3,331,496	2,499,535	-24.97
MALAYSIA	38,058,096	26,217,716	-31.11	7,366,344	8,345,006	13.29
MYANMAR (FORM. BURMA)	25	0	-100	15	0	-100
BRUNEI DARUSSALAM	18,363	8,454	-53.96	8,420	12,851	52.62
VIET NAM	232,396	981,677	322.42	225,749	414,437	83.58
MALDIVES	20,037	117,006	483.95	16,604	60,246	262.84
INDIA	2,642,054	50,027,666	1793.51	1,634,305	1,309,672	-19.86
PAKISTAN	53,239	52,037	-2.26	36,704	41,057	11.86
BANGLADESH	25,920	0	-100	7,868	0	-100
SRI LANKA	7,457	184,922	2379.84	36,220	300,862	730.65
IRAN (ISLAMIC REPUBLIC OF)	148,720	136	-99.91	51,480	201	-99.61
SAUDI ARABIA	19,532	2,830	-85.51	42,039	16,377	-61.04
KUWAIT	86,289	64,708	-25.01	26,654	67,075	151.65
JORDAN	1,773	171,263	9559.5	4,843	107,501	2119.72
LEBANON	18	504	2700	34	1,779	5132.35
YEMEN	0	6,814	-	0	4,310	-
SYRIA ARAB REPUBLIC	42	50	19.05	208	45	-78.37
TURKEY	17,093	66,379	288.34	44,851	41,617	-7.21
UNITED ARAB EMIRATES	64,459	97,108	50.65	91,752	111,620	21.65
QATAR	0	705	-	0	1,590	-
BAHRAIN	78	307	293.59	468	921	96.79
CYPRUS	49,572	84,743	70.95	8,193	30,742	275.22
EGYPT	57,892	0	-100	62,507	0	-100
MOROCCO	34,005	126,687	272.55	22,543	56,304	149.76
TUNISIA	26	62,952	242023.08	36	118,704	329633.33
KENYA	0	878	-	0	99	-
REUNION	1,497	272	-81.83	475	185	-61.05
MOZAMBIQUE	0	55	-	0	866	-
BOTSWANA	0	6	-	0	13	-
TOGO	0	25,500	-	0	15,555	-
LIBERIA	0	324,000	-	0	188,292	-
GUINEA	0	264,499	-	0	159,275	-
ANGOLA	10	0	-100	100	0	-100
DJIBOUTI	600	0	-100	600	0	-100
SWAZILAND	1	0	-100	37	0	-100
SOUTH AFRICA	17,982	125,890	600.09	28,194	74,503	164.25
MAURITIUS	924	986	6.71	3,087	5,552	79.85
AUSTRALIA	94,241	131,153	39.17	393,327	386,434	-1.75
NEW ZEALAND	2,623	44,191	1584.75	15,646	25,631	63.82
GUAM	0	25	-	0	76	-
PALAU	3,080	0	-100	6,325	0	-100
NEW CALEDONIA	95	1	-98.95	112	22	-80.36
VANUATU	107	1,059	889.72	677	1,604	136.93
WALLIS AND FUTUNA ISLANDS	0	143	-	0	159	-
COOK ISLANDS	2,591	0	-100	3,432	0	-100
FIJI	9,400	0	-100	33,432	0	-100
TONGA	1,162	0	-100	614	0	-100
EAST TIMOR	23	18,132	78734.78	11	12,475	113309.09
UNITED STATES	1,708,063	2,594,466	51.9	3,755,097	4,231,812	12.7
CANADA	186,850	171,821	-8.04	432,807	658,678	52.19
MEXICO	194	37	-80.93	404	672	66.34
SURINAME	81	119	46.91	2,006	2,773	38.24
CHILE	1,000	3,000	200	11,900	3,750	-68.49
VENEZUELA	718	36,000	4913.93	302	21,482	7013.25
ARGENTINA	325	814	150.46	540	1,545	186.11
BRAZIL	5,903	20,572	248.5	3,507	13,032	271.6
COLOMBIA	515	8,000	1453.4	1,248	40,000	3105.13
URUGUAY	6	8	33.33	28	31	10.71
PERU	23	175	660.87	79	538	581.01
BAHAMAS	0	69	-	0	1,333	-
JAMAICA	0	5,945	-	0	2,260	-
PUERTO RICO	0	1	-	0	2	-
DOMINICAN REPUBLIC	0	2,935	-	0	6,022	-
COSTA RICA	187	8	-95.72	214	13	-93.93

TABEL 5. PERKEMBANGAN EKSPOR INDONESIA MENURUT KOMODITI DAN NEGARA TUJUAN

JENIS BARANG	BERAT BERSIH (KG)		PERUB	NILAI FOB (US \$)		PERUB
	JAN-OKT 2005	JAN-OKT 2006	%	JAN-OKT 2005	JAN-OKT 2006	%
(1)	(2)	(3)	(4)	(5)	(6)	(7)
HAITI	17,836	0	-100	17,123	0	-100
FRENCH POLYNESIA	134	49	-63.43	377	345	-8.49
MARTINIQUE	0	37	-	0	223	-
NETHERLANDS ANTILLES	303	12,023	3867.99	3,700	5,697	53.97
TURKS AND CAICOS ISLANDS	0	69	-	0	1,333	-
UNITED KINGDOM	141,067	168,161	19.21	327,431	301,235	-8
NETHERLANDS	593,337	722,890	21.83	1,438,505	2,443,986	69.9
FRANCE	160,895	394,800	145.38	257,984	772,900	199.59
GERMANY, FED. REP. OF	341,208	1,778,356	421.19	970,634	1,917,649	97.57
AUSTRIA	91,085	2,834	-96.89	47,077	24,493	-47.97
BELGIUM	58,968	19,542	-66.86	89,199	20,289	-77.25
SWITZERLAND	5,627	5,751	2.2	5,985	24,412	307.89
DENMARK	416,734	412,014	-1.13	2,052,856	2,048,209	-0.23
NORWAY	4,402	3,665	-16.74	9,613	10,333	7.49
SWEDEN	5,649	9,002	59.36	12,919	14,604	13.04
FINLAND	1,761	3,211	82.34	1,684	26,999	1503.27
IRELAND	0	12,250	-	0	26,756	-
ITALY	222,323	323,798	45.64	791,198	726,079	-8.23
SPAIN	57,023	52,538	-7.87	83,297	186,678	124.11
PORTUGAL	16,084	21,788	35.46	17,033	17,085	0.31
GREECE	34,562	38,528	11.48	19,300	21,577	11.8
HUNGARY	6,390	5,021	-21.42	9,932	36,667	269.18
POLAND	8,516	34,866	309.42	12,370	54,199	338.15
ROMANIA	283	385	36.04	1,014	1,089	7.4
BULGARIA	0	176	-	0	187	-
KAZAKHSTAN	86	0	-100	208	0	-100
UKRAINE	3,393	2,748	-19.01	3,422	3,440	0.53
LITHUANIA	2,719	3,681	35.38	5,552	8,113	46.13
ESTONIA	432	769,171	177948.84	964	435,318	45057.47
GEORGIA	749	0	-100	110	0	-100
CROATIA	283	945	233.92	1,023	1,966	92.18
MALTA	82	114	39.02	365	417	14.25
SLOVENIA	40	0	-100	266	0	-100
CZECH REPUBLIC	5,790	4,809	-16.94	25,600	16,617	-35.09
FAEROE ISLANDS	3,700	0	-100	8,448	0	-100
RUSSIA FEDERATION	79,601	43,170	-45.77	55,726	51,804	-7.04
-KAYU LAPIS	1,892,148,361	1,657,108,315	-12.42	1,177,340,502	1,205,930,998	2.43
JAPAN	761,990,166	678,051,040	-11.02	495,295,725	581,236,855	17.35
HONG KONG	29,708,761	18,403,650	-38.05	15,524,466	11,747,260	-24.33
KOREA, DEMOCRATIC PEOPLE'S RI	175,677	0	-100	108,773	0	-100
KOREA, REPUBLIC OF	111,855,154	142,877,399	27.73	70,436,886	55,217,168	-21.61
TAIWAN	124,349,499	76,775,777	-38.26	57,499,142	41,454,253	-27.9
CHINA	155,980,443	124,479,301	-20.2	84,759,357	74,233,618	-12.42
THAILAND	13,512,398	16,697,037	23.57	5,816,978	6,525,611	12.18
SINGAPORE	22,350,513	17,250,822	-22.82	11,864,999	11,400,519	-3.91
PHILIPPINES	13,021	16,603	27.51	16,990	9,280	-45.38
MALAYSIA	2,481,093	5,036,019	102.98	1,465,839	3,644,926	148.66
VIET NAM	406,784	222,408	-45.33	386,781	140,747	-63.61
MALDIVES	93,348	9,233	-90.11	60,962	10,803	-82.28
INDIA	1,193,509	2,134,864	78.87	565,733	1,281,818	126.58
PAKISTAN	89,186	48,996	-45.06	52,234	22,605	-56.72
BANGLADESH	187,500	0	-100	52,744	0	-100
SRI LANKA	120,084	14,000	-88.34	71,225	7,140	-89.98
IRAQ	0	46,368	-	0	27,606	-
IRAN (ISLAMIC REPUBLIC OF)	1,904,859	1,168,322	-38.67	1,365,384	852,044	-37.6
SAUDI ARABIA	90,799,256	120,711,046	32.94	58,948,037	77,525,213	31.51
KUWAIT	28,051,318	17,976,459	-35.92	19,990,735	14,263,867	-28.65
JORDAN	40,702,170	27,337,270	-32.84	28,199,839	19,405,007	-31.19
LEBANON	3,651,204	2,134,232	-41.55	2,227,322	1,388,381	-37.67
YEMEN	11,320,129	4,281,383	-62.18	5,134,240	2,278,242	-55.63
OMAN	2,107,937	9,614,064	356.09	1,223,195	6,247,239	410.73
SYRIA ARAB REPUBLIC	3,400,722	185,311	-94.55	1,909,482	106,105	-94.44
TURKEY	4,468,500	6,424,860	43.78	2,383,518	3,736,888	56.78
UNITED ARAB EMIRATES	84,205,692	100,355,721	19.18	50,411,232	67,100,294	33.11
QATAR	11,756,207	15,482,314	31.69	7,441,411	10,636,223	42.93
BAHRAIN	3,928,149	3,302,887	-15.92	2,534,046	2,331,249	-8
EGYPT	15,506,396	9,043,092	-41.68	8,186,057	5,490,049	-32.93
LIBYAN ARAB JAMAHIRIYA	1,664,729	465,677	-72.03	841,476	258,972	-69.22
MOROCCO	0	518,174	-	0	332,865	-
TUNISIA	24,000	0	-100	50,398	0	-100
ALGERIA	41,402,548	12,996,298	-68.61	22,974,779	5,862,370	-74.48
SUDAN	128,956	0	-100	47,087	0	-100

TABEL 5. PERKEMBANGAN EKSPOR INDONESIA MENURUT KOMODITI DAN NEGARA TUJUAN

JENIS BARANG	BERAT BERSIH (KG)		PERUB	NILAI FOB (US \$)		PERUB
	JAN-OKT 2005	JAN-OKT 2006	%	JAN-OKT 2005	JAN-OKT 2006	%
(1)	(2)	(3)	(4)	(5)	(6)	(7)
TOGO	3,951	0	-100	109,000	0	-100
ANGOLA	0	189,455	-	0	103,899	-
CAMEROON	0	102,210	-	0	71,640	-
GABON	32,614	0	-100	32,205	0	-100
SEYCHELLES	5,271	0	-100	5,214	0	-100
SOUTH AFRICA	235,445	54,775	-76.74	130,503	38,511	-70.49
MAURITIUS	165,740	38,074	-77.03	101,465	26,353	-74.03
AUSTRALIA	14,177,131	19,644,867	38.57	12,332,346	19,683,165	59.61
NEW ZEALAND	476,743	222,556	-53.32	392,779	216,376	-44.91
NEW CALEDONIA	52	0	-100	81	0	-100
EAST TIMOR	79	0	-100	46	0	-100
UNITED STATES	158,602,306	128,329,804	-19.09	100,375,769	104,173,652	3.78
CANADA	4,152,748	3,412,296	-17.83	3,044,968	2,822,932	-7.29
MEXICO	7,884,241	7,303,085	-7.37	5,581,993	5,005,572	-10.33
GUATEMALA	0	19,840	-	0	24,800	-
PANAMA	51,668	0	-100	34,707	0	-100
CURACAO	0	64,320	-	0	35,449	-
BRAZIL	113,472	162,608	43.3	82,086	105,383	28.38
COLOMBIA	2,384	0	-100	2,614	0	-100
TRINIDAD AND TOBAGO	52,022	76,211	46.5	34,603	56,089	62.09
JAMAICA	445,744	313,046	-29.77	332,725	277,437	-16.62
PUERTO RICO	409,773	145,970	-64.38	432,760	144,136	-66.69
BELIZE	14,842	12,400	-16.45	9,970	12,400	24.37
DOMINICAN REPUBLIC	24,800	0	-100	24,304	0	-100
EL SALVADOR	43,567	0	-100	43,242	0	-100
COSTA RICA	54,600	0	-100	20,292	0	-100
ANTIGUA AND BARBUDA	869,004	24,800	-97.15	600,722	27,776	-95.38
UNITED KINGDOM	33,657,063	15,122,968	-55.07	21,290,808	10,893,532	-48.83
NETHERLANDS	29,074,762	18,519,563	-36.3	22,902,217	15,416,393	-32.69
FRANCE	4,768,151	2,228,589	-53.26	3,304,207	1,847,787	-44.08
GERMANY, FED. REP. OF	21,900,160	14,559,026	-33.52	17,232,255	13,652,038	-20.78
BELGIUM	36,909,566	26,726,307	-27.59	24,861,473	22,058,902	-11.27
DENMARK	1,393,154	127,965	-90.81	1,211,768	128,331	-89.41
NORWAY	523,093	495,297	-5.31	462,975	434,524	-6.15
SWEDEN	539,314	539,652	0.06	310,309	442,734	42.68
FINLAND	90,000	0	-100	47,938	0	-100
IRELAND	8,250	0	-100	12,045	0	-100
ITALY	5,141,689	4,433,916	-13.77	3,482,985	3,308,561	-5.01
SPAIN	135,000	0	-100	108,539	0	-100
PORTUGAL	0	34,881	-	0	47,354	-
GREECE	343,460	11,145	-96.76	266,181	7,574	-97.15
ANDORRA	0	35,162	-	0	23,106	-
UKRAINE	0	16,200	-	0	11,893	-
LATVIA	19,359	12,402	-35.94	28,202	14,898	-47.17
BOSNIA AND HERZEGOVINA	37,812	0	-100	37,450	0	-100
MALTA	179,913	23,268	-87.07	155,121	18,430	-88.12
SLOVENIA	69,930	0	-100	45,281	0	-100
RUSSIA FEDERATION	9,580	45,030	370.04	9,282	24,154	160.22
-KAYU GERGAJIAN	315,618,054	390,747,220	23.8	237,734,708	332,976,892	40.06
JAPAN	70,695,722	82,357,094	16.5	74,949,633	88,258,723	17.76
HONG KONG	3,161,589	1,354,655	-57.15	1,648,297	862,206	-47.69
KOREA, DEMOCRATIC PEOPLE'S RI	0	41,921	-	0	38,717	-
KOREA, REPUBLIC OF	29,817,849	33,791,357	13.33	21,317,993	25,795,734	21
TAIWAN	70,419,155	79,601,348	13.04	28,624,241	41,733,766	45.8
CHINA	41,443,352	54,743,930	32.09	14,590,026	24,919,005	70.79
MACAU	0	7,234	-	0	9,159	-
THAILAND	384,850	427,540	11.09	468,250	505,644	7.99
SINGAPORE	3,270,128	6,573,129	101.01	2,223,360	4,141,873	86.29
PHILIPPINES	22,174	39,875	79.83	27,853	39,781	42.82
MALAYSIA	13,234,967	11,902,480	-10.07	6,033,225	7,226,880	19.78
VIET NAM	3,158,875	8,682,554	174.86	1,139,734	3,530,827	209.79
INDIA	0	170,670	-	0	115,695	-
SRI LANKA	4,500	5,361	19.13	4,901	5,400	10.18
SAUDI ARABIA	1,499,010	689,478	-54	1,072,631	586,720	-45.3
KUWAIT	377,211	2,610,490	592.05	211,629	2,293,641	983.8
JORDAN	1,629,915	6,149,840	277.31	1,241,380	5,421,444	336.73
LEBANON	0	1,100,017	-	0	765,310	-
TURKEY	0	9,047	-	0	21,243	-
UNITED ARAB EMIRATES	25,376	248,768	880.33	21,100	455,359	2058.1
QATAR	17,010	61,776	263.17	21,735	50,332	131.57
BAHRAIN	0	222,045	-	0	152,358	-
CYPRUS	10,500	0	-100	13,246	0	-100

TABEL 5. PERKEMBANGAN EKSPOR INDONESIA MENURUT KOMODITI DAN NEGARA TUJUAN

JENIS BARANG	BERAT BERSIH (KG)		PERUB	NILAI FOB (US \$)		PERUB
	JAN-OKT 2005	JAN-OKT 2006	%	JAN-OKT 2005	JAN-OKT 2006	%
(1)	(2)	(3)	(4)	(5)	(6)	(7)
EGYPT	398,608	4,336,824	987.99	181,022	2,630,299	1353.03
LIBYAN ARAB JAMAHIRIYA	1,097	646,662	58848.22	5,902	594,040	9965.06
ALGERIA	0	305,062	-	0	275,056	-
KENYA	0	21,196	-	0	18,913	-
REUNION	21,299	12,514	-41.25	28,396	17,333	-38.96
SOUTH AFRICA	563,727	2,872,655	409.58	505,148	3,128,262	519.28
COMOROS	71,738	0	-100	25,679	0	-100
MAURITIUS	0	733	-	0	327	-
AUSTRALIA	509,564	4,797,283	841.45	546,062	4,831,206	784.74
NEW ZEALAND	56,774	419,741	639.32	66,155	266,358	302.63
NAURU	0	20,645	-	0	40,058	-
NEW CALEDONIA	0	15,562	-	0	10,441	-
TOKELAU	0	12,269	-	0	8,256	-
UNITED STATES	1,524,938	5,844,223	283.24	1,727,144	5,810,086	236.4
CANADA	295,238	515,941	74.75	316,199	520,528	64.62
GUATEMALA	561,768	371,157	-33.93	273,772	160,833	-41.25
VENEZUELA	0	34,189	-	0	26,342	-
BRAZIL	0	44,113	-	0	33,567	-
COSTA RICA	47,708	0	-100	72,743	0	-100
CAYMAN ISLANDS	20,716	0	-100	3,681	0	-100
FRENCH POLYNESIA	27,900	51,875	85.93	13,154	36,232	175.44
NETHERLANDS ANTILLES	9,660	48,964	406.87	18,199	89,490	391.73
GUADELOUPE	0	10,550	-	0	16,182	-
UNITED KINGDOM	250,203	1,295,986	417.97	369,810	2,300,716	522.13
NETHERLANDS	15,155,910	23,092,211	52.36	17,185,465	30,468,681	77.29
FRANCE	657,239	1,919,714	192.09	922,111	2,377,963	157.88
GERMANY, FED. REP. OF	34,566,479	34,369,607	-0.57	37,446,133	48,316,143	29.03
BELGIUM	3,501,191	5,117,758	46.17	3,739,513	6,287,452	68.14
SWITZERLAND	0	11,913	-	0	8,934	-
LUXEMBOURG	21,104	22,142	4.92	32,816	40,458	23.29
DENMARK	474,802	668,698	40.84	538,278	821,338	52.59
NORWAY	27,309	0	-100	69,468	0	-100
SWEDEN	90	143,708	159575.56	6	137,652	2294100
FINLAND	12,141	102,202	741.79	11,575	121,466	949.38
IRELAND	0	61,046	-	0	183,886	-
ITALY	12,575,045	8,348,096	-33.61	13,376,233	9,626,258	-28.03
SPAIN	113,209	300,644	165.57	119,003	469,614	294.62
PORTUGAL	16,726	13,267	-20.68	20,045	19,681	-1.82
GREECE	906,675	432,774	-52.27	1,130,125	698,672	-38.18
HUNGARY	5	0	-100	26	0	-100
POLAND	3,523,364	3,450,048	-2.08	4,794,483	5,453,068	13.74
ROMANIA	0	23,172	-	0	38,170	-
BULGARIA	105,000	0	-100	121,725	0	-100
UKRAINE	136,238	15,742	-88.45	105,040	8,631	-91.78
GEORGIA	39,800	0	-100	56,940	0	-100
SLOVENIA	216,554	83,457	-61.46	264,637	74,378	-71.89
CZECH REPUBLIC	33,411	0	-100	36,230	0	-100
RUSSIA FEDERATION	2,641	102,268	3772.32	2,556	80,105	3034
-KAYU OLAHAN LAIN	1,845,948,685	1,687,731,962	-8.57	1,212,698,606	1,172,612,518	-3.31
JAPAN	323,651,143	304,183,112	-6.02	178,650,800	128,339,924	-28.16
HONG KONG	42,380,869	31,200,777	-26.38	22,820,659	17,886,881	-21.62
KOREA, DEMOCRATIC PEOPLE'S RI	0	45	-	0	195	-
KOREA, REPUBLIC OF	121,563,862	77,927,702	-35.9	58,217,548	57,548,915	-1.15
TAIWAN	115,955,764	69,625,720	-39.95	37,131,454	26,385,316	-28.94
CHINA	472,869,702	478,230,872	1.13	142,340,077	119,967,699	-15.72
MACAU	0	704	-	0	3,337	-
PAPUA NEW GUINEA	0	3,909	-	0	4,810	-
THAILAND	2,693,400	1,944,605	-27.8	1,369,386	1,465,987	7.05
SINGAPORE	43,886,338	32,527,497	-25.88	26,519,885	22,129,902	-16.55
PHILIPPINES	10,518,270	14,001,891	33.12	2,308,783	4,157,215	80.06
MALAYSIA	35,182,339	32,960,621	-6.31	15,194,866	17,500,279	15.17
MYANMAR (FORM. BURMA)	1,409	0	-100	4,986	0	-100
CAMBODIA	0	23,890	-	0	62,551	-
BRUNEI DARUSSALAM	225,923	181,326	-19.74	261,860	177,646	-32.16
LAO PEOPLE'S DEMOCRATIC REPU	61,978	0	-100	32,253	0	-100
NEPAL	502	86	-82.87	433	1,065	145.96
VIET NAM	23,902,062	23,374,560	-2.21	7,745,616	7,105,060	-8.27
MALDIVES	287,860	479,540	66.59	608,430	1,786,590	193.64
INDIA	1,621,408	9,892,953	510.15	1,652,017	6,797,305	311.45
PAKISTAN	1,750,788	2,038,456	16.43	1,361,174	1,533,059	12.63
BANGLADESH	31,993	46,037	43.9	5,695	10,325	81.3
SRI LANKA	489,634	343,962	-29.75	456,302	415,598	-8.92

TABEL 5. PERKEMBANGAN EKSPOR INDONESIA MENURUT KOMODITI DAN NEGARA TUJUAN

JENIS BARANG	BERAT BERSIH (KG)		PERUB	NILAI FOB (US \$)		PERUB
	JAN-OKT 2005	JAN-OKT 2006	%	JAN-OKT 2005	JAN-OKT 2006	%
(1)	(2)	(3)	(4)	(5)	(6)	(7)
IRAQ	52,778	0	-100	90,907	0	-100
IRAN (ISLAMIC REPUBLIC OF)	403,363	754,340	87.01	362,591	445,393	22.84
SAUDI ARABIA	43,715,204	29,398,074	-32.75	11,741,883	7,289,369	-37.92
KUWAIT	2,422,253	5,344,812	120.65	1,001,363	1,744,821	74.24
JORDAN	7,321,327	837,688	-88.56	2,174,372	427,129	-80.36
LEBANON	402,030	116,439	-71.04	186,098	222,490	19.56
YEMEN	4,059,399	3,038,029	-25.16	1,100,530	833,820	-24.23
OMAN	42,842	77,930	81.9	26,433	67,633	155.87
SYRIA ARAB REPUBLIC	6,621,289	10,355,819	56.4	1,163,476	1,394,673	19.87
TURKEY	6,900,557	3,625,328	-47.46	6,866,614	4,555,659	-33.65
UNITED ARAB EMIRATES	6,945,457	21,136,051	204.31	4,682,273	8,279,181	76.82
QATAR	1,781,769	1,800,810	1.07	566,208	684,009	20.81
BAHRAIN	2,840,183	1,435,738	-49.45	484,788	486,294	0.31
CYPRUS	191,610	196,200	2.4	323,437	318,379	-1.56
EGYPT	15,705,183	10,473,129	-33.31	2,598,812	1,608,416	-38.11
LIBYAN ARAB JAMAHIRIYA	135	46,969	34691.85	173	42,220	24304.62
MOROCCO	34,244	33,878	-1.07	24,740	62,285	151.76
TUNISIA	127,907	48,351	-62.2	133,251	78,851	-40.83
ALGERIA	830,947	956,005	15.05	465,616	279,587	-39.95
SUDAN	48,401	47,335	-2.2	48,799	102,247	109.53
NAMIBIA	1,626	4,149	155.17	3,287	10,021	204.87
ETHIOPIA	303	745	145.87	265	1,151	334.34
TANZANIA, UNITED REPUBLIC OF	5,403	2,106	-61.02	2,880	6,926	140.49
MADAGASCAR	2,022	28,215	1295.4	3,768	45,725	1113.51
SOMALIA	29,705	16,157	-45.61	59,360	50,505	-14.92
KENYA	7,880	635	-91.94	26,938	953	-96.46
REUNION	728,318	388,328	-46.68	878,977	499,174	-43.21
MOZAMBIQUE	39,111	30,860	-21.1	44,992	16,020	-64.39
BOTSWANA	1,890	4,888	158.62	1,969	9,113	362.82
TOGO	8,000	8,400	5	2,250	14,280	534.67
GHANA	4,575	4,953	8.26	5,544	6,065	9.4
GUINEA	2,796	0	-100	2,005	0	-100
ANGOLA	686	0	-100	903	0	-100
CONGO	203	26	-87.19	104	472	353.85
NIGERIA	11,314	7,120	-37.07	17,417	12,936	-25.73
GABON	9,432	985	-89.56	16,207	2,358	-85.45
COTE D'IVOIRE	8,065	1,098	-86.39	7,123	1,593	-77.64
SENEGAL	0	4,226	-	0	8,425	-
BENIN	0	122	-	0	288	-
U.S. VIRGIN ISLANDS	13,785	9,191	-33.33	48,124	19,425	-59.64
SEYCHELLES	16,499	182,539	1006.36	32,520	335,294	931.04
UGANDA	1	0	-100	1	0	-100
CENTRAL AFRICAN REPUBLIC	96,999	0	-100	44,697	0	-100
NIGER	17,475	0	-100	23,008	0	-100
SOUTH AFRICA	17,914,503	12,344,304	-31.09	16,456,461	11,808,851	-28.24
MAURITIUS	280,436	201,573	-28.12	305,270	242,996	-20.4
VIRGIN ISLANDS (BRITISH)	33,073	19,159	-42.07	49,835	15,749	-68.4
AUSTRALIA	78,868,471	73,470,723	-6.84	76,035,515	78,619,490	3.4
NEW ZEALAND	10,073,347	9,139,808	-9.27	8,460,975	8,530,866	0.83
MICRONESIA, FEDERATED STATES	11,179	3,074	-72.5	16,549	6,916	-58.21
GUAM	77,450	127,816	65.03	116,534	302,270	159.38
PALAU	13,887	5,687	-59.05	19,251	11,367	-40.95
NEW CALEDONIA	396,520	891,405	124.81	575,202	929,515	61.6
NORTHERN MARIANA ISLANDS	26,727	30,167	12.87	53,217	43,112	-18.99
SAINT VINCENT AND THE GRENADI	29,320	21,788	-25.69	34,509	14,121	-59.08
VANUATU	17,754	52,078	193.33	18,646	44,393	138.08
WALLIS AND FUTUNA ISLANDS	15,203	23,933	57.42	16,099	29,984	86.25
BRITISH INDIAN OCEAN TERRITOR	1,987	0	-100	14,066	0	-100
AMERICAN SAMOA	48,690	394	-99.19	50,551	336	-99.34
COOK ISLANDS	16,824	6,441	-61.72	36,240	37,323	2.99
FIJI	98,550	113,731	15.4	220,616	224,487	1.75
SAMOA	1,410	785	-44.33	1,077	3,897	261.84
TONGA	5,837	527	-90.97	5,375	3,245	-39.63
CHRISTMAS ISLANDS	750	2,060	174.67	2,330	5,669	143.3
UNITED STATES MINOR OUTLYING	22	0	-100	45	0	-100
EAST TIMOR	132,410	26,191	-80.22	83,921	46,470	-44.63
UNITED STATES	101,075,997	99,808,614	-1.25	185,556,897	205,592,840	10.8
CANADA	7,568,951	7,164,985	-5.34	11,133,962	12,340,907	10.84
MEXICO	697,728	1,295,896	85.73	1,325,467	3,097,024	133.66
GUATEMALA	8,187	9,698	18.46	15,816	24,979	57.94
HONDURAS	9,770	12,371	26.62	9,145	7,977	-12.77
NICARAGUA	2,485	2,633	5.96	1,184	1,520	28.38
PANAMA	53,608	125,286	133.71	114,119	101,651	-10.93

TABEL 5. PERKEMBANGAN EKSPOR INDONESIA MENURUT KOMODITI DAN NEGARA TUJUAN

JENIS BARANG	BERAT BERSIH (KG)		PERUB	NILAI FOB (US \$)		PERUB
	JAN-OKT 2005	JAN-OKT 2006	%	JAN-OKT 2005	JAN-OKT 2006	%
	(1)	(2)	(3)	(4)	(5)	(6)
CUBA	3,322	4,909	47.77	3,167	2,319	-26.78
CURACAO	327,855	0	-100	54,022	0	-100
SURINAME	2,318	1,167	-49.65	1,359	5,653	315.97
CHILE	348,722	363,569	4.26	671,144	722,007	7.58
VENEZUELA	194,339	162,838	-16.21	419,369	233,502	-44.32
ARGENTINA	85,275	152,605	78.96	154,178	231,552	50.18
BRAZIL	465,097	414,480	-10.88	639,388	684,544	7.06
COLOMBIA	125,255	181,273	44.72	166,724	314,337	88.54
BOLIVIA	0	124	-	0	282	-
URUGUAY	29,980	25,459	-15.08	73,355	57,305	-21.88
PARAGUAY	11,818	0	-100	21,555	0	-100
ECUADOR	12,012	14,494	20.66	17,958	10,733	-40.23
PERU	10,583	7,301	-31.01	12,947	28,440	119.66
GUYANA	1,956	0	-100	1,020	0	-100
TRINIDAD AND TOBAGO	4,161	1,840	-55.78	3,372	2,285	-32.24
BAHAMAS	39,765	38,153	-4.05	37,210	58,376	56.88
JAMAICA	108,188	150,308	38.93	271,706	296,688	9.19
PUERTO RICO	117,285	186,567	59.07	264,858	371,308	40.19
BELIZE	11,617	13,913	19.76	10,680	36,172	238.69
DOMINICAN REPUBLIC	217,418	182,692	-15.97	355,134	236,083	-33.52
EL SALVADOR	5,450	8,723	60.06	5,647	16,722	196.12
COSTA RICA	129,020	186,615	44.64	238,929	182,863	-23.47
HAITI	1,436	839	-41.57	1,735	570	-67.15
BARBADOS	23,593	16,276	-31.01	21,636	17,292	-20.08
ANTIGUA AND BARBUDA	7,228	127,711	1666.89	12,923	356,521	2658.81
ANGUILLA	11,488	2,689	-76.59	38,548	2,892	-92.5
ARUBA	18,914	18,298	-3.26	30,482	28,808	-5.49
BERMUDA	5,992	4,794	-19.99	36,848	32,240	-12.51
CAYMAN ISLANDS	11,461	42	-99.63	12,609	235	-98.14
DOMINICA	4,101	4,150	1.19	4,732	5,284	11.67
FALKLAND ISLANDS (MALVINAS)	0	14,508	-	0	16,646	-
FRENCH GUIANA	6,737	25,572	279.58	11,514	44,163	283.56
FRENCH POLYNESIA	768,923	871,378	13.32	730,507	853,586	16.85
GRENADA	23,454	4,386	-81.3	22,976	5,617	-75.55
MARTINIQUE	41,389	22,550	-45.52	57,222	67,881	18.63
NETHERLANDS ANTILLES	81,253	115,216	41.8	101,745	174,864	71.86
NORFOLK ISLANDS	0	3,049	-	0	4,229	-
SAINT LUCIA	73,125	48,166	-34.13	152,364	100,793	-33.85
TURKS AND CAICOS ISLANDS	676,123	656,604	-2.89	631,784	610,407	-3.38
GUADELOUPE	141,239	119,481	-15.41	265,487	209,584	-21.06
SAINT KITTS AND NEVIS	3,111	9,431	203.15	9,959	24,794	148.96
UNITED KINGDOM	40,023,160	36,171,215	-9.62	57,849,697	58,483,807	1.1
NETHERLANDS	89,507,073	89,763,115	0.29	85,963,519	101,940,282	18.59
FRANCE	23,005,386	22,021,357	-4.28	28,788,405	30,722,302	6.72
GERMANY, FED. REP. OF	52,309,581	53,430,353	2.14	54,835,713	63,227,796	15.3
AUSTRIA	144,534	319,716	121.2	321,110	860,759	168.06
BELGIUM	47,052,033	42,150,734	-10.42	38,897,491	40,815,554	4.93
SWITZERLAND	581,414	436,102	-24.99	663,772	729,844	9.95
LUXEMBOURG	1,934	415	-78.54	6,708	2,005	-70.11
MONACO	225	0	-100	240	0	-100
DENMARK	9,233,832	9,612,375	4.1	12,009,762	14,099,988	17.4
NORWAY	6,321,565	4,874,833	-22.89	10,658,564	9,669,841	-9.28
SWEDEN	3,113,168	2,033,509	-34.68	5,101,226	3,388,527	-33.57
FINLAND	2,627,844	2,207,591	-15.99	4,032,040	3,392,136	-15.87
IRELAND	3,926,041	3,340,640	-14.91	6,052,830	6,888,556	13.81
ITALY	20,934,600	17,389,366	-16.93	32,875,023	29,864,955	-9.16
SPAIN	8,273,020	8,011,941	-3.16	13,218,030	14,513,450	9.8
PORTUGAL	3,893,008	2,309,087	-40.69	6,710,521	4,181,678	-37.68
ICELAND	52,051	24,588	-52.76	85,528	29,281	-65.76
MONTSERRAT	0	7,425	-	0	28,463	-
GREECE	2,615,798	2,057,948	-21.33	3,203,298	2,853,509	-10.92
HUNGARY	285,253	264,382	-7.32	407,122	381,486	-6.3
POLAND	6,174,273	7,173,291	16.18	5,594,567	7,434,596	32.89
ROMANIA	34,185	60,479	76.92	39,963	69,306	73.43
BULGARIA	145,137	221,994	52.95	250,346	304,309	21.56
YUGOSLAVIA	84,761	46,495	-45.15	91,550	76,249	-16.71
ALBANIA	18,510	3,584	-80.64	35,711	3,010	-91.57
AZERBAIJAN	101,815	0	-100	87,916	0	-100
BELARUS	7,916	654	-91.74	3,905	2,713	-30.52
KAZAKHSTAN	86,326	278,452	222.56	89,381	287,138	221.25
MOLDOVA, REPUBLIC OF	0	5,624	-	0	4,194	-
TAJIKISTAN	0	16,675	-	0	10,661	-
UKRAINE	612,739	771,522	25.91	670,738	1,000,745	49.2

TABEL 5. PERKEMBANGAN EKSPOR INDONESIA MENURUT KOMODITI DAN NEGARA TUJUAN

JENIS BARANG	BERAT BERSIH (KG)		PERUB	NILAI FOB (US \$)		PERUB
	JAN-OKT 2005	JAN-OKT 2006	%	JAN-OKT 2005	JAN-OKT 2006	%
(1)	(2)	(3)	(4)	(5)	(6)	(7)
UZBEKISTAN	1	487	48600	5	3,300	65900
LITHUANIA	822,295	646,296	-21.4	861,769	782,112	-9.24
LATVIA	276,827	533,358	92.67	290,460	633,828	118.22
ESTONIA	37,237	92,905	149.5	51,054	127,835	150.39
GEORGIA	34,988	735	-97.9	87,708	3,470	-96.04
CROATIA	494,937	595,608	20.34	658,664	831,741	26.28
BOSNIA AND HERZEGOVINA	35,925	1,563	-95.65	19,121	2,233	-88.32
MALTA	86,950	34,952	-59.8	127,202	52,769	-58.52
SLOVAKIA	54,987	52,890	-3.81	75,604	64,760	-14.34
SLOVENIA	245,426	327,925	33.61	324,413	433,494	33.62
CZECH REPUBLIC	446,306	306,837	-31.25	668,289	553,641	-17.16
RUSSIA FEDERATION	2,085,335	1,663,714	-20.22	2,747,047	2,477,824	-9.8
-TIMAH	120,270,534	108,507,585	-9.78	775,019,369	802,422,939	3.54
JAPAN	1,001,565	9,736,116	872.09	7,118,708	67,232,982	844.45
HONG KONG	2,136,606	2,191,337	2.56	13,895,510	16,464,089	18.48
KOREA, REPUBLIC OF	740,118	540,897	-26.92	1,633,285	4,092,545	150.57
TAIWAN	411,890	3,302,622	701.82	2,912,227	19,137,587	557.15
CHINA	3,802,350	1,027,805	-72.97	25,218,287	7,477,411	-70.35
THAILAND	11,942,578	13,329,320	11.61	68,603,292	91,016,211	32.67
SINGAPORE	85,008,371	70,680,029	-16.86	578,859,301	547,310,009	-5.45
PHILIPPINES	157,762	37,315	-76.35	1,026,012	271,785	-73.51
MALAYSIA	8,436,752	4,518,598	-46.44	49,546,690	29,447,421	-40.57
VIET NAM	362,414	1,111,774	206.77	2,410,780	8,309,808	244.69
INDIA	566,709	349,576	-38.31	1,044,006	2,553,348	144.57
PAKISTAN	2,250,065	7,717	-99.66	197,328	57,600	-70.81
BANGLADESH	0	217,800	-	0	33,759	-
UNITED ARAB EMIRATES	1,861	619	-66.74	4,363	4,550	4.29
AUSTRALIA	82,859	107,162	29.33	250,874	435,626	73.64
UNITED STATES	984,184	904,940	-8.05	6,227,339	6,244,170	0.27
CANADA	298	0	-100	2,112	0	-100
EL SALVADOR	0	100,000	-	0	650,000	-
UNITED KINGDOM	42,000	0	-100	294,000	0	-100
NETHERLANDS	2,050,443	50,681	-97.53	14,399,331	299,526	-97.92
FRANCE	1,951	0	-100	62,503	0	-100
GERMANY, FED. REP. OF	121,979	127,994	4.93	152,263	274,018	79.96
BELGIUM	87,779	0	-100	713,158	0	-100
SWITZERLAND	0	140,000	-	0	910,000	-
ITALY	0	25,283	-	0	200,494	-
TURKMENISTAN	80,000	0	-100	448,000	0	-100
-ALUMINIUM	230,710,385	267,701,203	16.03	507,095,943	717,708,196	41.53
JAPAN	128,519,916	158,728,466	23.5	239,703,743	379,716,273	58.41
HONG KONG	2,005,897	2,388,291	19.06	4,278,249	6,897,257	61.22
KOREA, REPUBLIC OF	6,121,368	5,058,894	-17.36	10,044,831	9,190,549	-8.5
TAIWAN	2,524,047	4,395,135	74.13	7,185,330	12,692,844	76.65
CHINA	7,284,202	3,003,211	-58.77	13,111,230	7,627,346	-41.83
MACAU	0	544	-	0	9,713	-
PAPUA NEW GUINEA	414,227	665,080	60.56	1,473,443	2,285,411	55.11
THAILAND	4,225,903	7,586,040	79.51	14,353,384	25,814,100	79.85
SINGAPORE	13,934,398	12,677,300	-9.02	33,500,972	36,625,637	9.33
PHILIPPINES	9,520,565	8,131,007	-14.6	26,099,826	25,480,885	-2.37
MALAYSIA	13,695,522	12,895,109	-5.84	34,427,222	37,507,247	8.95
MYANMAR (FORM. BURMA)	135,557	50,001	-63.11	504,091	213,314	-57.68
CAMBODIA	980	0	-100	2,014	0	-100
BRUNEI DARUSSALAM	118,909	179,180	50.69	496,505	547,008	10.17
NEPAL	837,130	172,556	-79.39	1,663,195	494,878	-70.25
VIET NAM	706,799	914,933	29.45	2,316,651	4,257,997	83.8
MALDIVES	25,274	8,180	-67.63	49,915	34,426	-31.03
INDIA	1,348,011	966,744	-28.28	3,739,869	3,607,873	-3.53
PAKISTAN	193,890	76,741	-60.42	504,813	260,788	-48.34
BANGLADESH	656,916	199,829	-69.58	1,833,137	811,670	-55.72
SRI LANKA	99,275	210,665	112.2	314,485	602,422	91.56
IRAN (ISLAMIC REPUBLIC OF)	136,735	18,582	-86.41	337,570	57,103	-83.08
SAUDI ARABIA	88,533	457,185	416.4	167,654	1,373,025	718.96
KUWAIT	10,075	26,478	162.81	56,362	49,218	-12.68
LEBANON	13,573	0	-100	18,954	0	-100
YEMEN	482,400	0	-100	1,093,271	0	-100
OMAN	60	0	-100	136	0	-100
TURKEY	34,855	32,420	-6.99	125,314	131,535	4.96
UNITED ARAB EMIRATES	421,714	305,678	-27.52	1,516,693	1,257,380	-17.1
QATAR	364	86,289	23605.77	6,834	301,555	4312.57
CYPRUS	1,974	67,764	3332.83	3,016	119,015	3846.12

TABEL 5. PERKEMBANGAN EKSPOR INDONESIA MENURUT KOMODITI DAN NEGARA TUJUAN

JENIS BARANG	BERAT BERSIH (KG)		PERUB	NILAI FOB (US \$)		PERUB
	JAN-OKT 2005	JAN-OKT 2006	%	JAN-OKT 2005	JAN-OKT 2006	%
(1)	(2)	(3)	(4)	(5)	(6)	(7)
EGYPT	190	0	-100	124	0	-100
LIBYAN ARAB JAMAHIRIYA	6,553	0	-100	37,500	0	-100
MOROCCO	71,267	51,078	-28.33	316,416	176,532	-44.21
TUNISIA	8,926	8,926	0	32,352	32,352	0
SUDAN	373,876	1,200,914	221.21	1,098,017	4,518,791	311.54
ETHIOPIA	1,815,243	5,578,398	207.31	4,908,294	15,519,894	216.2
TANZANIA, UNITED REPUBLIC OF	0	3,414	-	0	25,181	-
MADAGASCAR	9,680	25,766	166.18	48,612	83,868	72.53
SOMALIA	1,425,657	0	-100	3,956,223	0	-100
REUNION	32,276	16,308	-49.47	116,575	46,629	-60
TOGO	0	24,888	-	0	71,014	-
GHANA	4,637	9,621	107.48	11,869	56,175	373.29
GUINEA	11,999	0	-100	27,480	0	-100
NIGERIA	11,700	2,419	-79.32	17,550	7,485	-57.35
COTE D'IVOIRE	0	114,672	-	0	581,667	-
SENEGAL	23	27,809	120808.7	40	86,668	216570
MALI	23,171	0	-100	69,159	0	-100
GUINEA BISSAU	0	86	-	0	327	-
U.S. VIRGIN ISLANDS	119	0	-100	278	0	-100
SEYCHELLES	0	16,923	-	0	72,464	-
SOUTH AFRICA	149,462	109,263	-26.9	557,749	402,426	-27.85
MAURITIUS	692,623	586,688	-15.29	1,939,032	1,711,326	-11.74
AUSTRALIA	3,587,463	3,292,636	-8.22	10,264,112	9,957,341	-2.99
NEW ZEALAND	650,890	398,981	-38.7	1,749,820	1,372,215	-21.58
PALAU	0	1	-	0	12	-
NEW CALEDONIA	8,021	325,972	3963.98	43,541	899,224	1965.24
VANUATU	1,371	305	-77.75	1,129	352	-68.82
WALLIS AND FUTUNA ISLANDS	0	449	-	0	433	-
COOK ISLANDS	0	40	-	0	236	-
FIJI	106,449	149,336	40.29	205,060	372,517	81.66
MARSHALL ISLANDS	9,778	0	-100	115,861	0	-100
SOLOMON ISLANDS	219	495	126.03	395	351	-11.14
CHRISTMAS ISLANDS	400	0	-100	871	0	-100
EAST TIMOR	6,572	1,131	-82.79	5,315	1,262	-76.26
UNITED STATES	24,772,349	31,716,029	28.03	69,747,166	105,735,751	51.6
CANADA	1,594,146	1,857,429	16.52	4,957,387	6,214,648	25.36
MEXICO	2,368	2,028	-14.36	21,056	20,826	-1.09
CHILE	31,340	47,228	50.7	175,995	244,917	39.16
VENEZUELA	0	13	-	0	22	-
ARGENTINA	0	501	-	0	6,113	-
BRAZIL	16,925	7,042	-58.39	41,226	30,447	-26.15
COLOMBIA	33,293	17,665	-46.94	100,643	55,115	-45.24
URUGUAY	3,371	35	-98.96	7,000	48	-99.31
PERU	0	940	-	0	7,748	-
BAHAMAS	5,600	0	-100	22,141	0	-100
JAMAICA	77	0	-100	74	0	-100
PUERTO RICO	0	85,008	-	0	255,366	-
DOMINICAN REPUBLIC	0	8,938	-	0	33,258	-
EL SALVADOR	0	12,889	-	0	40,168	-
COSTA RICA	87	9	-89.66	89	2	-97.75
HAITI	24,256	63,897	163.43	70,900	334,904	372.36
ANTIGUA AND BARBUDA	0	8	-	0	159	-
FRENCH POLYNESIA	1,291	154	-88.07	826	1,009	22.15
NETHERLANDS ANTILLES	0	21	-	0	14	-
SAINT LUCIA	0	1	-	0	8	-
GUADELOUPE	188	8,434	4386.17	502	18,560	3597.21
UNITED KINGDOM	517,869	796,798	53.86	2,930,757	3,754,753	28.12
NETHERLANDS	139,614	142,671	2.19	555,088	773,895	39.42
FRANCE	132,619	242,943	83.19	842,935	1,410,540	67.34
GERMANY, FED. REP. OF	183,356	42,524	-76.81	524,406	198,120	-62.22
AUSTRIA	1,628	1,203	-26.11	9,392	7,550	-19.61
BELGIUM	79,999	329,738	312.18	297,885	1,001,341	236.15
SWITZERLAND	133,475	9,300	-93.03	235,990	17,996	-92.37
DENMARK	12	6,564	54600	331	61,710	18543.5
SWEDEN	24,908	17,489	-29.79	87,057	69,517	-20.15
FINLAND	877	16,925	1829.87	15,055	102,126	578.35
IRELAND	38	662	1642.11	112	3,673	3179.46
ITALY	282,132	185,506	-34.25	953,065	1,009,309	5.9
SPAIN	54,458	53,567	-1.64	232,607	259,547	11.58
PORTUGAL	5,920	2,728	-53.92	21,682	14,412	-33.53
GREECE	67,284	7,807	-88.4	366,750	24,258	-93.39
HUNGARY	9,678	1,973	-79.61	73,110	58,672	-19.75
POLAND	7,253	0	-100	267,452	0	-100

TABEL 5. PERKEMBANGAN EKSPOR INDONESIA MENURUT KOMODITI DAN NEGARA TUJUAN

JENIS BARANG	BERAT BERSIH (KG)		PERUB	NILAI FOB (US \$)		PERUB
	JAN-OKT 2005	JAN-OKT 2006	%	JAN-OKT 2005	JAN-OKT 2006	%
(1)	(2)	(3)	(4)	(5)	(6)	(7)
ROMANIA	236	2,263	858.9	507	12,900	2444.38
BULGARIA	0	2,481	-	0	13,008	-
YUGOSLAVIA	0	1	-	0	1	-
UKRAINE	1,048	0	-100	16,586	0	-100
LITHUANIA	96	49	-48.96	518	286	-44.79
CROATIA	10,045	15,179	51.11	46,099	70,631	53.22
MALTA	0	2,332	-	0	13,014	-
SLOVAKIA	0	3	-	0	435	-
SLOVENIA	0	10,601	-	0	37,494	-
CZECH REPUBLIC	4,915	32,762	566.57	21,471	155,367	623.61
RUSSIA FEDERATION	0	700,044	-	0	1,675,347	-
-NIKEL	82,335,711	70,873,386	-13.92	760,163,214	796,852,435	4.83
JAPAN	81,848,871	70,715,926	-13.6	759,099,638	795,417,086	4.78
HONG KONG	29,831	0	-100	43,702	0	-100
KOREA, REPUBLIC OF	0	60	-	0	200	-
TAIWAN	15,440	0	-100	30,880	0	-100
CHINA	51,148	40,910	-20.02	119,838	156,865	30.9
THAILAND	3,075	0	-100	14,256	0	-100
SINGAPORE	180,190	72,681	-59.66	600,010	848,482	41.41
MALAYSIA	54	447	727.78	1,740	10,828	522.3
VIET NAM	0	213	-	0	4,601	-
INDIA	21,380	3,895	-81.78	42,760	9,697	-77.32
PAKISTAN	519	2,201	324.08	12,780	94,315	637.99
SAUDI ARABIA	0	75	-	0	20	-
AUSTRALIA	135,158	132	-99.9	109,265	330	-99.7
UNITED STATES	10	17,965	179550	4,230	102,762	2329.36
CANADA	0	11,454	-	0	58,560	-
FRENCH POLYNESIA	68	0	-100	68	0	-100
UNITED KINGDOM	5,048	1	-99.98	23,254	15	-99.94
NETHERLANDS	37,837	7,418	-80.39	38,790	144,475	272.45
GERMANY, FED. REP. OF	0	8	-	0	4,199	-
BELGIUM	6,751	0	-100	21,477	0	-100
SWITZERLAND	331	0	-100	526	0	-100
-BESI/BAJA	1,272,959,930	1,962,498,042	54.17	1,095,158,117	1,683,703,171	53.74
JAPAN	78,001,412	75,052,089	-3.78	105,369,692	101,601,420	-3.58
HONG KONG	9,083,299	14,633,658	61.11	11,030,131	25,259,204	129
KOREA, DEMOCRATIC PEOPLE'S R	3,308	0	-100	25,700	0	-100
KOREA, REPUBLIC OF	46,302,241	43,050,809	-7.02	50,936,003	105,557,677	107.24
TAIWAN	49,101,300	64,100,043	30.55	32,401,754	61,483,014	89.75
CHINA	157,856,420	130,341,884	-17.43	72,369,812	64,295,387	-11.16
MACAU	318	50	-84.28	4,011	32	-99.2
PAPUA NEW GUINEA	6,497,548	4,505,097	-30.66	8,113,015	5,899,405	-27.28
THAILAND	36,873,251	39,512,357	7.16	42,578,854	45,495,532	6.85
SINGAPORE	184,828,064	328,398,637	77.68	191,593,014	304,200,613	58.77
PHILIPPINES	16,930,650	73,268,806	332.76	17,515,218	33,690,571	92.35
MALAYSIA	127,418,493	152,471,567	19.66	80,394,594	96,215,948	19.68
MYANMAR (FORM. BURMA)	4,064,193	3,418,095	-15.9	2,791,688	3,726,292	33.48
CAMBODIA	6,781,530	5,001,378	-26.25	2,865,666	2,294,652	-19.93
BRUNEI DARUSSALAM	439,818	928,133	111.03	558,351	1,759,470	215.12
LAO PEOPLE'S DEMOCRATIC REPU	20,423	0	-100	84,980	0	-100
NEPAL	2,894	0	-100	657	0	-100
VIET NAM	39,870,814	84,368,986	111.61	31,405,272	75,614,492	140.77
MALDIVES	224,137	222,953	-0.53	659,470	432,807	-34.37
INDIA	60,175,615	106,121,153	76.35	31,882,969	61,319,675	92.33
PAKISTAN	13,246,971	16,084,669	21.42	7,607,725	10,190,107	33.94
BANGLADESH	2,867,163	3,605,341	25.75	1,511,265	2,837,752	87.77
SRI LANKA	17,772,497	14,187,755	-20.17	9,061,873	7,367,298	-18.7
IRAN (ISLAMIC REPUBLIC OF)	26,496,662	51,774,231	95.4	17,648,839	31,645,870	79.31
SAUDI ARABIA	33,858,015	42,690,102	26.09	14,892,282	32,501,514	118.24
KUWAIT	11,115,515	12,653,206	13.83	5,479,676	8,297,030	51.41
JORDAN	24,219	94,750	291.22	72,840	101,038	38.71
LEBANON	8,257	25,725	211.55	33,947	58,231	71.54
YEMEN	1,065,653	3,595,573	237.41	1,407,172	4,477,690	218.2
OMAN	66,842	103,797	55.29	201,977	427,190	111.5
SYRIA ARAB REPUBLIC	0	1,729,260	-	0	3,582,952	-
TURKEY	1,571,965	1,268,870	-19.28	2,173,415	1,818,922	-16.31
UNITED ARAB EMIRATES	28,980,678	77,444,457	167.23	27,175,300	49,997,997	83.98
QATAR	11,009,361	19,984,298	81.52	17,700,065	33,628,853	89.99
BAHRAIN	45,710	7,208,704	15670.52	190,040	3,619,107	1804.39
CYPRUS	698,961	39,836	-94.3	2,577,797	84,314	-96.73
EGYPT	6,212,549	6,051,427	-2.59	8,860,879	8,023,602	-9.45

TABEL 5. PERKEMBANGAN EKSPOR INDONESIA MENURUT KOMODITI DAN NEGARA TUJUAN

JENIS BARANG	BERAT BERSIH (KG)		PERUB	NILAI FOB (US \$)		PERUB
	JAN-OKT 2005	JAN-OKT 2006	%	JAN-OKT 2005	JAN-OKT 2006	%
(1)	(2)	(3)	(4)	(5)	(6)	(7)
LIBYAN ARAB JAMAHIRIYA	53,786	471,117	775.91	217,823	1,306,783	499.93
MOROCCO	107,853	10,874	-89.92	145,293	45,681	-68.56
TUNISIA	1,283	0	-100	7,031	0	-100
ALGERIA	2,061	1,533,119	74287.14	17,007	4,084,002	23913.65
SUDAN	0	19,851	-	0	16,283	-
ERITREA	133,448	0	-100	113,159	0	-100
ETHIOPIA	262	0	-100	410	0	-100
TANZANIA, UNITED REPUBLIC OF	51,524	99,995	94.07	44,274	49,260	11.26
MADAGASCAR	204,139	1,086,573	432.27	137,760	732,006	431.36
KENYA	7,503	855,885	11307.24	49,962	998,720	1898.96
REUNION	11,975	19,324	61.37	24,737	41,411	67.41
MOZAMBIQUE	313,204	275	-99.91	225,085	132	-99.94
TOGO	4,958	12,742	157	5,540	46,794	744.66
GHANA	78,833	217,326	175.68	95,355	246,143	158.13
GUINEA	0	543,587	-	0	159,025	-
ANGOLA	382,964	366,723	-4.24	569,556	1,146,004	101.21
CONGO	133,166	468,925	252.14	174,464	794,417	355.35
CAMEROON	39,507	32,612	-17.45	75,701	62,040	-18.05
NIGERIA	652,930	1,763,788	170.13	1,139,023	2,504,828	119.91
GABON	24	14,973	62287.5	23	29,099	126417.39
COTE D'IVOIRE	7,765	29,949	285.69	21,064	48,963	132.45
SENEGAL	0	2,753	-	0	3,991	-
MAURITANIA	609,039	48,151	-92.09	1,329,284	67,472	-94.92
BENIN	0	74,574	-	0	122,946	-
GAMBIA	13,898	0	-100	23,660	0	-100
U.S. VIRGIN ISLANDS	139	244	75.54	256	837	226.95
SEYCHELLES	1,843,618	1,562,806	-15.23	1,284,695	1,342,379	4.49
UGANDA	140	19	-86.43	320	171	-46.56
NIGER	146,260	0	-100	428,044	0	-100
DJIBOUTI	4,420	4,355	-1.47	3,060	3,685	20.42
SAO TOME AND PRINCIPE	1,940	0	-100	383	0	-100
SOUTH AFRICA	2,101,553	2,283,621	8.66	1,974,611	1,918,016	-2.87
ZIMBABWE	0	40	-	0	150	-
MALAWI	1	0	-100	55	0	-100
MAURITIUS	3,865,120	3,917,380	1.35	5,488,176	5,672,600	3.36
VIRGIN ISLANDS (BRITISH)	135	0	-100	808	0	-100
AUSTRALIA	88,236,008	81,524,917	-7.61	60,210,263	56,524,866	-6.12
NEW ZEALAND	4,390,088	8,892,522	102.56	4,096,198	5,671,788	38.46
MICRONESIA, FEDERATED STATES	3,874	6	-99.85	5,017	15	-99.7
GUAM	15,674	26,094	66.48	6,587	12,267	86.23
PALAU	5,824	217	-96.27	4,587	815	-82.23
NEW CALEDONIA	33,024	47,205	42.94	72,011	64,475	-10.47
NORTHERN MARIANA ISLANDS	780	355	-54.49	2,394	887	-62.95
SAINT VINCENT AND THE GRENADI	482	302	-37.34	306	340	11.11
VANUATU	2,009	9,341	364.96	1,741	7,889	353.13
WALLIS AND FUTUNA ISLANDS	2,019	308	-84.74	2,142	404	-81.14
AMERICAN SAMOA	97	0	-100	198	0	-100
COOK ISLANDS	1,023	792	-22.58	709	6,614	832.86
FIJI	349,673	88,902	-74.58	294,036	81,375	-72.32
MARSHALL ISLANDS	0	2,873	-	0	7,020	-
SAMOA	247	0	-100	4,675	0	-100
SOLOMON ISLANDS	23,523	26,590	13.04	11,891	33,050	177.94
TONGA	1,973	0	-100	1,267	0	-100
CHRISTMAS ISLANDS	25,418	200	-99.21	34,504	200	-99.42
EAST TIMOR	1,898,771	574,906	-69.72	1,130,499	409,474	-63.78
UNITED STATES	30,291,161	78,517,335	159.21	60,970,855	96,228,119	57.83
CANADA	2,766,649	47,527,725	1617.88	5,415,488	29,255,206	440.21
MEXICO	153,083	147,840	-3.42	314,307	438,940	39.65
GUATEMALA	176,061	161,813	-8.09	342,403	326,124	-4.75
HONDURAS	13	0	-100	23	0	-100
NICARAGUA	0	597	-	0	258	-
PANAMA	6,623	4,933	-25.52	13,749	29,496	114.53
CUBA	117	73,700	62891.45	79	70,000	88507.59
SURINAME	3,876	27,651	613.39	16,689	44,379	165.92
CHILE	17,737	32,463	83.02	49,783	186,129	273.88
VENEZUELA	393,659	106,023	-73.07	792,848	255,120	-67.82
ARGENTINA	157,791	263,054	66.71	681,534	1,323,810	94.24
BRAZIL	937,799	356,365	-62	987,172	1,599,152	61.99
COLOMBIA	9,472	2,230	-76.46	38,476	3,336	-91.33
URUGUAY	892	518	-41.93	1,742	970	-44.32
ECUADOR	4,681	20,894	346.36	21,640	66,819	208.78
PERU	34,779	51,160	47.1	73,779	155,395	110.62
TRINIDAD AND TOBAGO	38,610	0	-100	163,536	0	-100

TABEL 5. PERKEMBANGAN EKSPOR INDONESIA MENURUT KOMODITI DAN NEGARA TUJUAN

JENIS BARANG	BERAT BERSIH (KG)		PERUB	NILAI FOB (US \$)		PERUB
	JAN-OKT 2005	JAN-OKT 2006	%	JAN-OKT 2005	JAN-OKT 2006	%
(1)	(2)	(3)	(4)	(5)	(6)	(7)
BAHAMAS	2,628	0	-100	3,101	0	-100
JAMAICA	258	25,266	9693.02	539	20,539	3710.58
PUERTO RICO	1,047	300	-71.35	2,510	761	-69.68
BELIZE	0	1,467	-	0	1,544	-
DOMINICAN REPUBLIC	2,239	4,672	108.66	3,419	6,537	91.2
EL SALVADOR	26,588	0	-100	69,204	0	-100
COSTA RICA	30,406	9,839	-67.64	151,848	8,308	-94.53
BARBADOS	1,577	611	-61.26	996	2,031	103.92
ANTIGUA AND BARBUDA	238	5,320	2135.29	1,380	2,378	72.32
ANGUILLA	367	2	-99.46	913	60	-93.43
BERMUDA	298	11	-96.31	1,778	346	-80.54
CAYMAN ISLANDS	297	2	-99.33	350	6	-98.29
FALKLAND ISLANDS (MALVINAS)	0	43	-	0	163	-
FRENCH GUIANA	0	671	-	0	779	-
FRENCH POLYNESIA	10,397	26,849	158.24	16,097	57,025	254.26
GRENADA	240	0	-100	624	0	-100
MARTINIQUE	4,595	772	-83.2	5,419	1,944	-64.13
NETHERLANDS ANTILLES	641	5,480	754.91	3,634	34,393	846.42
SAINT LUCIA	625	817	30.72	1,317	636	-51.71
TURKS AND CAICOS ISLANDS	99	412	316.16	40	1,267	3067.5
GUADELOUPE	4,380	4,407	0.62	9,668	5,091	-47.34
SAINT KITTS AND NEVIS	0	174	-	0	291	-
UNITED KINGDOM	6,809,930	25,358,602	272.38	7,302,002	17,592,188	140.92
NETHERLANDS	47,499,839	128,979,624	171.54	32,836,480	89,070,381	171.25
FRANCE	654,015	940,254	43.77	2,223,323	3,254,871	46.4
GERMANY, FED. REP. OF	22,005,851	22,892,792	4.03	19,293,402	17,940,236	-7.01
AUSTRIA	145,432	1,670	-98.85	192,817	3,943	-97.96
BELGIUM	19,006,385	35,713,801	87.9	34,798,896	25,185,430	-27.63
SWITZERLAND	5,749,874	13,530,323	135.32	3,811,095	55,441,418	1354.74
LUXEMBOURG	0	83	-	0	994	-
MONACO	68	0	-100	73	0	-100
DENMARK	6,355,825	16,427,936	158.47	3,257,732	9,156,634	181.07
NORWAY	28,266	191,076	575.99	217,854	376,630	72.88
SWEDEN	155,727	62,119	-60.11	406,067	220,893	-45.6
FINLAND	29,552	32,974	11.58	125,642	148,385	18.1
IRELAND	7,894	2,960	-62.5	20,598	3,623	-82.41
ITALY	11,183,260	23,572,985	110.79	11,480,476	16,632,407	44.88
SPAIN	18,738,348	26,687,536	42.42	17,215,673	16,858,065	-2.08
PORTUGAL	12,824,710	42,869,585	234.27	8,971,857	22,614,045	152.06
ICELAND	1,130	39,857	3427.17	1,408	254,642	17985.37
GREECE	90,689	111,710	23.18	275,147	199,515	-27.49
CZECHOSLOVAKIA	39,431	0	-100	24,618	0	-100
HUNGARY	5,612	23,043	310.6	52,148	103,892	99.23
POLAND	6,626	4,974,989	74982.84	16,829	2,610,656	15412.84
ROMANIA	243	351	44.44	272	4,737	1641.54
BULGARIA	67,003	1,972	-97.06	50,916	4,418	-91.32
YUGOSLAVIA	0	1,161	-	0	2,516	-
AZERBAIJAN	0	626,595	-	0	1,307,176	-
KAZAKHSTAN	25,745	0	-100	44,489	0	-100
TURKMENISTAN	51,434	0	-100	105,502	0	-100
UKRAINE	10,363	11,786	13.73	31,205	46,262	48.25
UZBEKISTAN	120	0	-100	1,010	0	-100
LITHUANIA	792	101	-87.25	3,670	370	-89.92
ESTONIA	0	103,533	-	0	517,081	-
GEORGIA	0	67	-	0	322	-
CROATIA	341	126	-63.05	666	461	-30.78
MALTA	3,170	500,248	15680.69	2,687	300,441	11081.28
SLOVAKIA	106	3,063	2789.62	162	14,168	8645.68
SVENIA	18,742	11,265	-39.89	27,897	35,825	28.42
CZECH REPUBLIC	1,035	13,122	1167.83	5,340	93,453	1650.06
RUSSIA FEDERATION	1,081,748	854,510	-21.01	3,551,637	1,808,766	-49.07
-TEMBAGA	264,951,848	261,178,070	-1.42	1,009,051,745	1,708,924,710	69.36
JAPAN	7,705,567	19,287,033	150.3	150,935,299	224,092,063	48.47
HONG KONG	16,433,315	10,827,781	-34.11	48,069,072	60,591,276	26.05
KOREA, REPUBLIC OF	3,130,246	5,889,607	88.15	8,450,749	130,260,121	1441.4
TAIWAN	24,159,671	23,360,822	-3.31	82,975,560	138,616,466	67.06
CHINA	62,584,352	63,689,835	1.77	187,386,181	289,724,222	54.61
PAPUA NEW GUINEA	0	336	-	0	415	-
THAILAND	56,289,252	38,642,992	-31.35	198,309,366	247,018,100	24.56
SINGAPORE	16,223,730	16,621,273	2.45	51,489,003	94,600,313	83.73
PHILIPPINES	15,289,271	16,740,833	9.49	57,840,947	108,369,091	87.36
MALAYSIA	55,973,621	56,612,042	1.14	196,785,092	356,364,504	81.09

TABEL 5. PERKEMBANGAN EKSPOR INDONESIA MENURUT KOMODITI DAN NEGARA TUJUAN

JENIS BARANG	BERAT BERSIH (KG)		PERUB	NILAI FOB (US \$)		PERUB
	JAN-OKT 2005	JAN-OKT 2006	%	JAN-OKT 2005	JAN-OKT 2006	%
(1)	(2)	(3)	(4)	(5)	(6)	(7)
BRUNEI DARUSSALAM	15,697	12,350	-21.32	30,007	12,907	-56.99
VIET NAM	4,727,838	6,865,141	45.21	16,516,851	44,856,961	171.58
MALDIVES	11,112	6,838	-38.46	23,951	26,702	11.49
INDIA	663,575	266,922	-59.78	2,357,755	1,910,252	-18.98
PAKISTAN	59,989	0	-100	230,975	0	-100
BANGLADESH	62	165,751	267240.32	60	975,310	1625416.7
SRI LANKA	165	127	-23.03	482	948	96.68
IRAN (ISLAMIC REPUBLIC OF)	77	0	-100	694	0	-100
SAUDI ARABIA	20	37	85	91	724	695.6
KUWAIT	385	0	-100	6,409	0	-100
JORDAN	0	50	-	0	125	-
LEBANON	2,101	102	-95.15	3,312	105	-96.83
TURKEY	5,355	192	-96.41	8,033	331	-95.88
UNITED ARAB EMIRATES	22,491	6,861	-69.49	201,482	36,167	-82.05
BAHRAIN	0	11	-	0	33	-
CYPRUS	108	127	17.59	261	196	-24.9
EGYPT	78	268	243.59	51	570	1017.65
TUNISIA	102	0	-100	43	0	-100
NAMIBIA	391	0	-100	935	0	-100
MADAGASCAR	159,937	346,836	116.86	149,635	154,389	3.18
KENYA	0	64	-	0	72	-
REUNION	161	0	-100	360	0	-100
MOZAMBIQUE	50,000	0	-100	26,500	0	-100
ANGOLA	1,977	0	-100	4,500	0	-100
NIGERIA	4,837	0	-100	30,500	0	-100
MAURITANIA	2,036	0	-100	8,422	0	-100
U.S. VIRGIN ISLANDS	3	0	-100	6	0	-100
SEYCHELLES	0	116	-	0	718	-
SOUTH AFRICA	29,260	4,550	-84.45	147,485	6,258	-95.76
VIRGIN ISLANDS (BRITISH)	249	81	-67.47	987	377	-61.8
AUSTRALIA	62,602	153,188	144.7	168,445	138,321	-17.88
NEW ZEALAND	4,185	7,619	82.05	13,264	12,970	-2.22
GUAM	37	258	597.3	518	254	-50.97
NEW CALEDONIA	60	229	281.67	156	354	126.92
SAINT VINCENT AND THE GRENADI	208	0	-100	568	0	-100
FIJI	1,554	1,982	27.54	6,110	4,486	-26.58
TONGA	3,037	0	-100	1,197	0	-100
EAST TIMOR	14,826	17	-99.89	18,360	1,033	-94.37
UNITED STATES	915,287	1,208,385	32.02	5,242,081	8,893,708	69.66
CANADA	62,537	29,244	-53.24	339,260	188,476	-44.44
MEXICO	682	54	-92.08	2,750	104	-96.22
CHILE	383	12	-96.87	1,749	59	-96.63
VENEZUELA	1,131	120	-89.39	4,341	310	-92.86
ARGENTINA	57	0	-100	9	0	-100
BRAZIL	1,905	7,525	295.01	1,687	31,777	1783.64
COLOMBIA	2,464	4,887	98.34	2,048	38,352	1772.66
BOLIVIA	20	1,991	9855	226	24,264	10636.28
URUGUAY	597	0	-100	1,043	0	-100
ECUADOR	7,000	0	-100	30,660	0	-100
PUERTO RICO	2	0	-100	7	0	-100
DOMINICAN REPUBLIC	606	3,598	493.73	889	5,060	469.18
COSTA RICA	829	0	-100	737	0	-100
ANGUILLA	337	1	-99.7	781	30	-96.16
BERMUDA	42	0	-100	236	0	-100
FRENCH POLYNESIA	149	647	334.23	360	4,234	1076.11
MARTINIQUE	3	0	-100	11	0	-100
GUADELOUPE	0	163	-	0	294	-
UNITED KINGDOM	21,521	111,601	418.57	230,903	164,417	-28.79
NETHERLANDS	118,119	130,733	10.68	222,507	307,093	38.01
FRANCE	26,254	13,566	-48.33	189,873	176,193	-7.2
GERMANY, FED. REP. OF	44,858	70,911	58.08	103,877	251,021	141.65
AUSTRIA	1,088	210	-80.7	1,250	728	-41.76
BELGIUM	44,212	15,490	-64.96	276,419	338,626	22.5
SWITZERLAND	933	971	4.07	4,701	2,884	-38.65
DENMARK	430	534	24.19	721	1,082	50.07
NORWAY	2,372	0	-100	3,372	0	-100
SWEDEN	2,849	5,673	99.12	71,668	4,919	-93.14
FINLAND	138	204	47.83	1,314	390	-70.32
IRELAND	20	0	-100	76	0	-100
ITALY	20,874	2,951	-85.86	69,699	4,685	-93.28
SPAIN	34,353	7,306	-78.73	27,216	14,566	-46.48
PORTUGAL	1,154	0	-100	2,457	0	-100
GREECE	228	811	255.7	304	1,172	285.53

TABEL 5. PERKEMBANGAN EKSPOR INDONESIA MENURUT KOMODITI DAN NEGARA TUJUAN

JENIS BARANG	BERAT BERSIH (KG)		PERUB	NILAI FOB (US \$)		PERUB
	JAN-OKT 2005	JAN-OKT 2006	%	JAN-OKT 2005	JAN-OKT 2006	%
(1)	(2)	(3)	(4)	(5)	(6)	(7)
HUNGARY	83	35,887	43137.35	83	647,820	780406.02
POLAND	1,376	956	-30.52	3,203	2,159	-32.59
UKRAINE	2,042	1,905	-6.71	9,698	8,603	-11.29
LITHUANIA	281	0	-100	847	0	-100
CROATIA	0	69	-	0	195	-
MALTA	7	47	571.43	13	95	630.77
SLOVAKIA	0	9,347	-	0	34,260	-
RUSSIA FEDERATION	1,085	0	-100	2,995	0	-100
-SENG	3,456,868	3,998,716	15.67	4,549,868	6,567,815	44.35
JAPAN	918,778	1,876,810	104.27	733,464	2,879,301	292.56
HONG KONG	0	19,000	-	0	19,000	-
KOREA, REPUBLIC OF	132,947	217,010	63.23	82,136	373,440	354.66
TAIWAN	72,927	106,242	45.68	52,259	76,085	45.59
CHINA	36,166	290,914	704.39	74,950	534,074	612.57
THAILAND	346	100,122	28836.99	1,616	244,568	15034.16
SINGAPORE	795,237	451,722	-43.2	1,198,887	761,360	-36.49
PHILIPPINES	63,043	121,899	93.36	99,942	192,198	92.31
MALAYSIA	26,491	218,894	726.3	56,427	389,838	590.87
MYANMAR (FORM. BURMA)	24,359	0	-100	56,851	0	-100
BRUNEI DARUSSALAM	3,396	85	-97.5	10,078	1,011	-89.97
VIET NAM	20,207	61,863	206.15	27,732	167,128	502.65
INDIA	31,294	40,000	27.82	66,570	90,100	35.35
BANGLADESH	309,947	0	-100	325,441	0	-100
SRI LANKA	198,966	137,928	-30.68	345,550	231,967	-32.87
LEBANON	0	4,483	-	0	11,267	-
TURKEY	0	130	-	0	70	-
UNITED ARAB EMIRATES	505	0	-100	1,504	0	-100
REUNION	0	735	-	0	6,077	-
TOGO	2,392	0	-100	66,000	0	-100
NIGERIA	30,471	95,390	213.05	80,636	118,015	46.36
MALI	0	118	-	0	502	-
SOUTH AFRICA	707	0	-100	1,134	0	-100
MAURITIUS	54,140	0	-100	25,119	0	-100
AUSTRALIA	174,759	68,625	-60.73	305,790	99,391	-67.5
NEW ZEALAND	75	0	-100	129	0	-100
FIJI	2,598	0	-100	4,730	0	-100
EAST TIMOR	519,683	179,253	-65.51	810,240	322,281	-60.22
UNITED STATES	15,782	59	-99.63	38,769	811	-97.91
BRAZIL	0	6,437	-	0	44,006	-
UNITED KINGDOM	8,758	851	-90.28	54,184	4,683	-91.36
NETHERLANDS	3,711	0	-100	6,875	0	-100
FRANCE	11	0	-100	310	0	-100
GERMANY, FED. REP. OF	157	20	-87.26	345	100	-71.01
BELGIUM	0	119	-	0	183	-
PORTUGAL	9,000	0	-100	22,176	0	-100
RUSSIA FEDERATION	15	7	-53.33	24	359	1395.83
-LOGAM TIDAK MULIA LAIN	56,940,648	49,753,361	-12.62	165,338,247	143,801,295	-13.03
JAPAN	16,454,995	8,380,834	-49.07	41,597,373	31,686,266	-23.83
HONG KONG	1,304,805	940,448	-27.92	4,801,664	3,190,145	-33.56
KOREA, REPUBLIC OF	342,720	364,053	6.22	685,663	857,776	25.1
TAIWAN	173,654	207,492	19.49	299,544	397,801	32.8
CHINA	1,362,808	696,673	-48.88	1,630,182	2,191,033	34.4
MONGOLIA	0	179	-	0	18,206	-
PAPUA NEW GUINEA	822,737	750,131	-8.82	2,202,228	1,887,248	-14.3
THAILAND	2,023,632	2,564,805	26.74	10,580,749	11,453,231	8.25
SINGAPORE	9,544,955	14,588,581	52.84	30,549,319	26,047,678	-14.74
PHILIPPINES	1,689,265	1,160,726	-31.29	3,144,280	2,368,157	-24.68
MALAYSIA	2,055,451	2,492,745	21.27	5,796,171	8,736,272	50.72
MYANMAR (FORM. BURMA)	204,517	17,215	-91.58	11,785	36,425	209.08
CAMBODIA	5,317	5,161	-2.93	11,271	20,891	85.35
BRUNEI DARUSSALAM	27,452	49,906	81.79	68,288	180,570	164.42
LAO PEOPLE'S DEMOCRATIC REPU	0	440	-	0	9,267	-
NEPAL	20	0	-100	17	0	-100
VIET NAM	777,063	609,054	-21.62	2,056,839	2,135,048	3.8
MALDIVES	22,180	27,392	23.5	35,055	55,308	57.77
INDIA	606,870	505,447	-16.71	2,830,593	1,175,098	-58.49
PAKISTAN	179,588	175,813	-2.1	483,761	678,458	40.25
BANGLADESH	21,923	52,113	137.71	70,522	183,127	159.67
SRI LANKA	77,330	53,963	-30.22	82,313	132,418	60.87
AFGHANISTAN	0	40,279	-	0	153,943	-
IRAN (ISLAMIC REPUBLIC OF)	20,703	69,064	233.59	26,185	134,292	412.86

TABEL 5. PERKEMBANGAN EKSPOR INDONESIA MENURUT KOMODITI DAN NEGARA TUJUAN

JENIS BARANG	BERAT BERSIH (KG)		PERUB	NILAI FOB (US \$)		PERUB
	JAN-OKT 2005	JAN-OKT 2006	%	JAN-OKT 2005	JAN-OKT 2006	%
	(1)	(2)	(3)	(4)	(5)	(6)
SAUDI ARABIA	220,099	453,091	105.86	341,877	570,138	66.77
KUWAIT	22,677	322,637	1322.75	43,580	303,019	595.32
JORDAN	19,516	9,756	-50.01	77,709	15,273	-80.35
LEBANON	46,037	33,628	-26.95	54,304	68,029	25.27
YEMEN	0	1,077	-	0	8,710	-
OMAN	1,298	57,734	4347.92	700	57,542	8120.29
SYRIA ARAB REPUBLIC	120,948	135,417	11.96	120,116	94,831	-21.05
TURKEY	115,061	62,945	-45.29	532,888	364,054	-31.68
UNITED ARAB EMIRATES	1,870,957	1,138,157	-39.17	2,368,834	1,519,295	-35.86
QATAR	365,339	160,658	-56.02	387,271	174,050	-55.06
BAHRAIN	52,986	3,071	-94.2	61,857	9,241	-85.06
CYPRUS	10,723	51,745	382.56	21,601	38,746	79.37
EGYPT	10,063	28,593	184.14	173,053	126,351	-26.99
LIBYAN ARAB JAMAHIRIYA	45,000	20,000	-55.56	50,080	19,870	-60.32
MOROCCO	17,744	18,709	5.44	60,601	61,033	0.71
TUNISIA	292	467	59.93	207	429	107.25
ALGERIA	0	3,950	-	0	5,825	-
SUDAN	8,295	0	-100	15,309	0	-100
NAMIBIA	25	119	376	60	396	560
ETHIOPIA	17,576	40	-99.77	21,504	66	-99.69
TANZANIA, UNITED REPUBLIC OF	17,717	12,998	-26.64	38,502	57,140	48.41
MADAGASCAR	13,498	20,941	55.14	5,171	19,228	271.84
KENYA	110,190	45,946	-58.3	217,831	112,141	-48.52
REUNION	7,839	4,062	-48.18	15,716	5,546	-64.71
BOTSWANA	1	11	1000	2	22	1000
TOGO	17,239	8,704	-49.51	21,820	20,105	-7.86
GHANA	22,062	45,386	105.72	43,637	50,580	15.91
GUINEA	6,736	16,229	140.93	20,160	9,130	-54.71
ANGOLA	0	2,047	-	0	1,275	-
CAMEROON	807	12,500	1448.95	1,259	26,420	1998.49
NIGERIA	185,115	882,063	376.49	394,654	1,991,987	404.74
GABON	313	0	-100	15,851	0	-100
COTE D'IVOIRE	23	16,852	73169.57	41	172,321	420195.12
MAURITANIA	24,373	406	-98.33	42,140	400	-99.05
BENIN	7,600	138,071	1716.72	19,000	112,608	492.67
BURKINA FASO	9,401	0	-100	22,724	0	-100
GAMBIA	1,480	0	-100	2,520	0	-100
U.S. VIRGIN ISLANDS	275	0	-100	402	0	-100
SEYCHELLES	12,128	30,950	155.19	11,579	130,852	1030.08
UGANDA	0	790	-	0	1,986	-
SOUTH AFRICA	442,543	310,103	-29.93	1,644,041	793,727	-51.72
ZIMBABWE	33,465	64	-99.81	35,183	239	-99.32
MAURITIUS	521,522	3,067	-99.41	1,398,582	14,282	-98.98
VIRGIN ISLANDS (BRITISH)	1	0	-100	3	0	-100
AUSTRALIA	1,157,189	1,417,625	22.51	3,621,132	6,413,137	77.1
NEW ZEALAND	157,941	233,048	47.55	466,658	654,522	40.26
MICRONESIA, FEDERATED STATES	11	0	-100	23	0	-100
GUAM	2,504	1,567	-37.42	1,263	7,077	460.33
PALAU	183	0	-100	483	0	-100
NEW CALEDONIA	9,194	53,220	478.86	11,151	124,486	1016.37
NORTHERN MARIANA ISLANDS	0	54	-	0	54	-
SAINT VINCENT AND THE GRENADI	966	17	-98.24	1,013	21	-97.93
VANUATU	4,097	4,442	8.42	982	2,053	109.06
WALLIS AND FUTUNA ISLANDS	1,881	2,954	57.04	1,996	2,841	42.33
BRITISH INDIAN OCEAN TERRITOR'	676	0	-100	1,099	0	-100
AMERICAN SAMOA	3,755	0	-100	4,213	0	-100
COOK ISLANDS	215	1,552	621.86	4,893	6,062	23.89
FIJI	9,226	16,032	73.77	57,538	70,568	22.65
SAMOA	2,019	0	-100	9,541	0	-100
SOLOMON ISLANDS	0	21	-	0	22	-
TONGA	9,526	6,496	-31.81	8,647	4,906	-43.26
UNITED STATES MINOR OUTLYING	20	0	-100	40	0	-100
TOKELAU	0	15,749	-	0	15,200	-
EAST TIMOR	72,737	39,143	-46.19	79,839	15,875	-80.12
UNITED STATES	3,174,184	2,336,658	-26.39	19,744,845	14,269,396	-27.73
CANADA	324,507	300,851	-7.29	1,592,325	1,685,265	5.84
MEXICO	22,444	34,883	55.42	177,911	283,014	59.08
GUATEMALA	0	365	-	0	348	-
HONDURAS	802	295	-63.22	630	802	27.3
NICARAGUA	1,315	0	-100	627	0	-100
PANAMA	27,636	38,583	39.61	182,094	151,120	-17.01
CHILE	73,578	65,338	-11.2	463,850	353,896	-23.7
VENEZUELA	19,008	10,133	-46.69	29,777	38,731	30.07

TABEL 5. PERKEMBANGAN EKSPOR INDONESIA MENURUT KOMODITI DAN NEGARA TUJUAN

JENIS BARANG	BERAT BERSIH (KG)		PERUB	NILAI FOB (US \$)		PERUB
	JAN-OKT 2005	JAN-OKT 2006	%	JAN-OKT 2005	JAN-OKT 2006	%
	(1)	(2)	(3)	(4)	(5)	(6)
ARGENTINA	58,729	54,748	-6.78	178,593	276,915	55.05
BRAZIL	34,430	38,021	10.43	131,735	173,637	31.81
COLOMBIA	2,078	1,079	-48.08	9,338	1,168	-87.49
BOLIVIA	2,363	0	-100	19,304	0	-100
URUGUAY	1,418	599	-57.76	5,927	3,162	-46.65
ECUADOR	8,000	3,285	-58.94	7,912	12,721	60.78
PERU	1,495	0	-100	9,103	0	-100
GUYANA	6,141	16,420	167.38	1,975	33,664	1604.51
TRINIDAD AND TOBAGO	14,057	110	-99.22	14,540	313	-97.85
BAHAMAS	0	3,110	-	0	6,974	-
JAMAICA	0	16,360	-	0	34,256	-
PUERTO RICO	703	740	5.26	2,180	2,433	11.61
BELIZE	0	135	-	0	421	-
DOMINICAN REPUBLIC	6,879	6,712	-2.43	10,288	10,857	5.53
EL SALVADOR	633	32	-94.94	540	67	-87.59
COSTA RICA	4,261	6,719	57.69	4,548	8,112	78.36
HAITI	0	274,050	-	0	153,468	-
BARBADOS	8,827	12,627	43.05	11,623	23,796	104.73
ANTIGUA AND BARBUDA	0	498	-	0	1,636	-
ARUBA	0	3,297	-	0	4,955	-
BERMUDA	721	407	-43.55	4,530	2,650	-41.5
DOMINICA	133	0	-100	93	0	-100
FRENCH GUIANA	678	0	-100	807	0	-100
FRENCH POLYNESIA	27,803	2,312	-91.68	11,558	2,071	-82.08
GRENADA	0	2,254	-	0	3,086	-
NETHERLANDS ANTILLES	1,359	5,457	301.55	3,835	4,732	23.39
NORFOLK ISLANDS	50	0	-100	16,239	0	-100
SAINT LUCIA	272	43	-84.19	1,528	97	-93.65
TURKS AND CAICOS ISLANDS	0	337	-	0	1,037	-
GUADELOUPE	2,373	2,184	-7.96	4,862	3,557	-26.84
SAINT KITTS AND NEVIS	78	246	215.38	741	349	-52.9
UNITED KINGDOM	2,623,689	1,946,355	-25.82	5,558,694	4,332,200	-22.06
NETHERLANDS	641,130	447,872	-30.14	2,973,315	2,013,576	-32.28
FRANCE	784,570	656,363	-16.34	1,907,494	1,366,941	-28.34
GERMANY, FED. REP. OF	1,168,772	706,671	-39.54	4,472,867	4,177,022	-6.61
AUSTRIA	14,443	8,372	-42.03	57,180	21,939	-61.63
BELGIUM	384,250	302,568	-21.26	808,275	690,865	-14.53
SWITZERLAND	14,537	14,826	1.99	93,863	108,944	16.07
DENMARK	124,566	89,844	-27.87	172,720	158,714	-8.11
NORWAY	87,891	54,602	-37.88	193,078	194,427	0.7
SWEDEN	155,752	193,029	23.93	479,579	560,959	16.97
FINLAND	5,651	29,724	426	177,767	184,079	3.55
IRELAND	304,717	609,137	99.9	534,479	1,244,376	132.82
ITALY	1,292,245	1,314,052	1.69	2,142,712	1,741,018	-18.75
SPAIN	448,800	395,945	-11.78	1,220,277	893,770	-26.76
PORTUGAL	9,383	3,992	-57.45	6,090	7,135	17.16
GREECE	46,012	57,543	25.06	111,241	131,224	17.96
HUNGARY	13,910	11,916	-14.34	16,329	32,182	97.08
POLAND	95,790	47,038	-50.89	96,577	140,825	45.82
ROMANIA	244	184	-24.59	499	15,739	3054.11
BULGARIA	3,978	6,549	64.63	21,529	23,570	9.48
YUGOSLAVIA	2,627	3,263	24.21	4,564	8,242	80.59
AZERBAIJAN	335	490	46.27	33,308	42,068	26.3
UKRAINE	474	121	-74.47	1,366	132	-90.34
ESTONIA	256	568	121.88	500	484	-3.2
CROATIA	6,141	2,706	-55.94	11,309	11,512	1.8
MALTA	9,082	1,238	-86.37	14,843	3,805	-74.37
SLOVAKIA	1,248	646	-48.24	11,520	3,507	-69.56
SLOVENIA	5,311	6,334	19.26	4,187	5,203	24.27
CZECH REPUBLIC	8,869	3,296	-62.84	56,039	6,325	-88.71
RUSSIA FEDERATION	1,329,931	1,811	-99.86	1,995,506	129,437	-93.51
-PAKAIAN JADI	316,966,777	335,656,800	5.9	4,244,192,456	4,668,975,812	10.01
JAPAN	8,155,203	9,122,967	11.87	108,122,697	115,369,276	6.7
HONG KONG	1,670,045	1,048,858	-37.2	13,142,120	12,412,490	-5.55
KOREA, DEMOCRATIC PEOPLE'S R	7,700	1,918	-75.09	152,064	46,998	-69.09
KOREA, REPUBLIC OF	2,273,504	1,450,767	-36.19	24,173,594	19,703,496	-18.49
TAIWAN	958,157	519,604	-45.77	9,398,599	6,844,811	-27.17
CHINA	593,510	1,040,027	75.23	5,623,832	9,624,378	71.14
MONGOLIA	56	0	-100	2,481	0	-100
MACAU	62	504	712.9	2,896	13,142	353.8
PAPUA NEW GUINEA	421,327	449,166	6.61	1,071,245	1,615,431	50.8
THAILAND	233,297	773,231	231.44	2,504,439	7,023,638	180.45

TABEL 5. PERKEMBANGAN EKSPOR INDONESIA MENURUT KOMODITI DAN NEGARA TUJUAN

JENIS BARANG	BERAT BERSIH (KG)		PERUB	NILAI FOB (US \$)		PERUB
	JAN-OKT 2005	JAN-OKT 2006	%	JAN-OKT 2005	JAN-OKT 2006	%
	(1)	(2)	(3)	(4)	(5)	(6)
SINGAPORE	7,955,495	7,810,570	-1.82	73,082,966	57,629,216	-21.15
PHILIPPINES	542,200	478,382	-11.77	6,020,061	4,545,564	-24.49
MALAYSIA	8,126,296	8,996,616	10.71	32,503,259	29,979,030	-7.77
MYANMAR (FORM. BURMA)	22,363	8,031	-64.09	254,147	58,192	-77.1
CAMBODIA	2,251	3,479	54.55	32,743	25,586	-21.86
BRUNEI DARUSSALAM	190,410	264,235	38.77	1,557,077	1,817,918	16.75
LAO PEOPLE'S DEMOCRATIC REPU	6,472	5,999	-7.31	28,887	27,992	-3.1
NEPAL	65,195	78,977	21.14	663,781	752,847	13.42
VIET NAM	102,572	78,498	-23.47	1,203,791	382,683	-68.21
MALDIVES	256,636	46,204	-82	2,029,127	247,089	-87.82
INDIA	151,312	68,193	-54.93	961,961	706,717	-26.53
PAKISTAN	129,984	210,943	62.28	1,207,032	1,441,749	19.45
BANGLADESH	50,840	8,762	-82.77	466,384	58,997	-87.35
SRI LANKA	1,657,737	1,434,565	-13.46	13,452,483	7,929,635	-41.05
AFGHANISTAN	4,867	9,188	88.78	41,620	51,600	23.98
IRAQ	15,730	32,161	104.46	163,760	199,344	21.73
IRAN (ISLAMIC REPUBLIC OF)	113,303	56,645	-50.01	913,667	417,097	-54.35
SAUDI ARABIA	6,218,824	5,190,033	-16.54	51,071,861	42,481,381	-16.82
KUWAIT	287,082	304,149	5.94	3,056,003	2,591,911	-15.19
JORDAN	28,366	2,138	-92.46	300,642	43,472	-85.54
LEBANON	6,015	13,907	131.21	165,433	424,388	156.53
PALESTINA	0	330	-	0	10,001	-
YEMEN	589,527	398,663	-32.38	4,956,422	3,604,896	-27.27
OMAN	16,663	2,874	-82.75	178,231	18,997	-89.34
SYRIA ARAB REPUBLIC	0	2,852	-	0	17,545	-
TURKEY	689,706	346,944	-49.7	4,683,145	6,584,035	40.59
UNITED ARAB EMIRATES	9,873,007	8,454,691	-14.37	113,290,291	89,604,517	-20.91
QATAR	5,840	8,871	51.9	99,692	173,374	73.91
BAHRAIN	62,441	36,521	-41.51	700,927	281,127	-59.89
CYPRUS	24,892	10,660	-57.17	350,457	137,494	-60.77
EGYPT	386,136	602,189	55.95	4,278,100	6,067,259	41.82
LIBYAN ARAB JAMAHIRIYA	46,636	34,039	-27.01	141,000	155,493	10.28
MOROCCO	42,351	37,992	-10.29	445,368	468,537	5.2
TUNISIA	758	13,877	1730.74	3,132	73,651	2251.56
ALGERIA	394,305	167,193	-57.6	5,225,835	1,825,979	-65.06
SUDAN	1,667,025	1,526,166	-8.45	24,669,256	19,164,648	-22.31
ERITREA	1,696	38	-97.76	4,495	2,420	-46.16
NAMIBIA	34,561	3,567	-89.68	341,143	37,952	-88.88
ETHIOPIA	1,067,489	356,033	-66.65	17,598,153	4,565,535	-74.06
TANZANIA, UNITED REPUBLIC OF	687,971	954,153	38.69	1,086,107	1,003,220	-7.63
MADAGASCAR	144,613	99,215	-31.39	608,852	245,729	-59.64
SOMALIA	192,212	113,195	-41.11	1,911,691	1,193,897	-37.55
KENYA	1,030,986	899,814	-12.72	3,459,877	1,988,217	-42.54
REUNION	58,932	60,640	2.9	679,473	340,952	-49.82
MOZAMBIQUE	211,945	192,765	-9.05	429,052	353,992	-17.49
BOTSWANA	2,644	146	-94.48	14,165	275	-98.06
EQUATORIAL GUINEA	0	130,332	-	0	207,052	-
TOGO	4,117,404	5,651,155	37.25	12,264,519	9,723,870	-20.72
GHANA	1,031,887	760,716	-26.28	3,224,010	1,134,316	-64.82
LIBERIA	277,615	703,779	-62.62	582,914	108,360	-81.41
GUINEA	2,066,041	1,368,631	-33.76	5,496,169	1,539,648	-71.99
ANGOLA	579,015	782,629	35.17	5,029,462	812,340	-83.85
CONGO	840,763	510,526	-39.28	1,531,724	714,623	-53.35
CAMEROON	509,325	898,160	76.34	818,527	1,192,513	45.69
NIGERIA	3,299,967	565,755	-82.86	22,929,131	1,110,973	-95.15
GABON	100,734	55,161	-45.24	149,236	74,990	-49.75
COTE D'IVOIRE	361,716	246,394	-31.88	851,937	669,363	-21.43
SENEGAL	1,311,401	1,578,903	20.4	1,241,018	1,652,385	33.15
MAURITANIA	322,745	151,736	-52.99	2,615,852	1,345,162	-48.58
MALI	632,757	144,000	-77.24	1,206,415	217,776	-81.95
BENIN	1,404,617	2,432,346	73.17	13,849,385	13,727,293	-0.88
BURKINA FASO	124,000	12,000	-90.32	192,524	19,584	-89.83
GAMBIA	283,570	240,898	-15.05	452,599	376,259	-16.87
U.S. VIRGIN ISLANDS	1,729	1,483	-14.23	5,199	3,147	-39.47
SEYCHELLES	11,202	4,650	-58.49	41,900	30,405	-27.43
UGANDA	150,791	155,742	3.28	660,347	979,893	48.39
CENTRAL AFRICAN REPUBLIC	0	76	-	0	10,519	-
NIGER	573,897	840,263	46.41	3,317,159	5,915,191	78.32
DJIBOUTI	644,633	453,475	-29.65	3,169,602	1,678,986	-47.03
SAINT HELENA	100	0	-100	1,692	0	-100
SAO TOME AND PRINCIPE	11,113	7,991	-28.09	12,852	6,204	-51.73
SWAZILAND	3,748	210	-94.4	49,001	6,924	-85.87
SOUTH AFRICA	663,215	603,404	-9.02	8,758,584	6,492,453	-25.87

TABEL 5. PERKEMBANGAN EKSPOR INDONESIA MENURUT KOMODITI DAN NEGARA TUJUAN

JENIS BARANG	BERAT BERSIH (KG)		PERUB	NILAI FOB (US \$)		PERUB
	JAN-OKT 2005	JAN-OKT 2006	%	JAN-OKT 2005	JAN-OKT 2006	%
(1)	(2)	(3)	(4)	(5)	(6)	(7)
ZIMBABWE	88,744	21,291	-76.01	422,297	92,341	-78.13
ZAMBIA	614	28,317	4511.89	5,148	95,906	1762.98
MALAWI	5,671	6,135	8.18	6,825	7,330	7.4
COMOROS	9,111	721	-92.09	20,406	1,789	-91.23
BURUNDI	7,482	12,074	61.37	11,076	76,173	587.73
MAURITIUS	76,634	93,899	22.53	316,232	405,223	28.14
VIRGIN ISLANDS (BRITISH)	2,282	464	-79.67	24,748	4,626	-81.31
AUSTRALIA	2,603,549	1,846,643	-29.07	33,756,347	35,376,017	4.8
NEW ZEALAND	250,877	264,782	5.54	4,035,111	3,939,971	-2.36
MICRONESIA, FEDERATED STATES	7,511	8,605	14.57	32,410	24,791	-23.51
GUAM	65,173	3,596	-94.48	91,974	60,591	-34.12
PALAU	32	650	1931.25	151	8,668	5640.4
NAURU	107	0	-100	6,725	0	-100
NEW CALEDONIA	284,750	74,106	-73.98	651,616	670,554	2.91
NORTHERN MARIANA ISLANDS	781	2,867	267.09	35,811	37,807	5.57
SAINT VINCENT AND THE GRENADI	2,267	870	-61.62	4,074	1,178	-71.08
VANUATU	17,085	6,897	-59.63	41,889	16,307	-61.07
WALLIS AND FUTUNA ISLANDS	13,097	1,007	-92.31	24,012	1,903	-92.07
BRITISH INDIAN OCEAN TERRITOR'	217	0	-100	9,378	0	-100
AMERICAN SAMOA	15,295	3,556	-76.75	111,539	44,497	-60.11
COOK ISLANDS	7,396	2,956	-60.03	16,017	24,122	50.6
FIJI	174,418	144,066	-17.4	1,611,875	924,719	-42.63
KIRIBATI	0	4,722	-	0	6,500	-
MARSHALL ISLANDS	2,023	0	-100	5,085	0	-100
SAMOA	9,092	13,366	47.01	53,263	78,834	48.01
SOLOMON ISLANDS	4,686	3,071	-34.46	8,110	8,001	-1.34
TONGA	91,694	22,427	-75.54	107,113	67,896	-36.61
TUVALU	3,038	2,958	-2.63	13,027	24,897	91.12
CHRISTMAS ISLANDS	111	0	-100	486	0	-100
TOKELAU	820	0	-100	7,013	0	-100
EAST TIMOR	163,550	46,351	-71.66	147,502	52,246	-64.58
UNITED STATES	151,951,875	177,682,616	16.93	2,353,384,751	2,826,370,595	20.1
CANADA	4,453,559	4,959,724	11.37	82,419,592	92,161,427	11.82
MEXICO	2,343,214	1,790,660	-23.58	32,984,964	26,960,742	-18.26
GUATEMALA	1,735	0	-100	5,550	0	-100
HONDURAS	106,591	1,107	-98.96	437,010	3,007	-99.31
NICARAGUA	330	235	-28.79	158	102	-35.44
PANAMA	1,790,006	1,830,135	2.24	22,164,612	14,555,218	-34.33
CUBA	1,758	2,408	36.97	31,466	1,105	-96.49
SURINAME	39,778	31,614	-20.52	145,568	148,255	1.85
CHILE	208,940	203,541	-2.58	2,439,205	3,178,247	30.3
VENEZUELA	169,966	243,006	42.97	1,231,640	1,109,567	-9.91
ARGENTINA	202,316	109,352	-45.95	1,610,658	1,930,660	19.87
BRAZIL	501,740	794,575	58.36	2,671,870	3,635,465	36.06
COLOMBIA	16,031	102,217	537.62	171,886	1,114,377	548.32
BOLIVIA	0	115	-	0	4,119	-
URUGUAY	78,221	18,292	-76.61	388,777	270,524	-30.42
PARAGUAY	75	526	601.33	158	26,627	16752.53
ECUADOR	7,551	11,391	50.85	141,732	222,342	56.87
PERU	19,463	26,523	36.27	263,657	339,460	28.75
GUYANA	195	0	-100	358	0	-100
TRINIDAD AND TOBAGO	38	60	57.89	1,538	278	-81.92
BAHAMAS	6,659	8,131	22.11	24,556	20,337	-17.18
JAMAICA	2,456	5,486	123.37	42,481	53,025	24.82
PUERTO RICO	979,829	235,571	-75.96	1,708,842	2,956,988	73.04
BELIZE	27,814	30,821	10.81	236,626	253,054	6.94
DOMINICAN REPUBLIC	19,658	19,940	1.43	288,687	102,945	-64.34
EL SALVADOR	12,511	1,319	-89.46	52,589	8,602	-83.64
COSTA RICA	409,885	35,079	-91.44	350,129	136,899	-60.9
HAITI	0	2,993	-	0	20,780	-
BARBADOS	23,957	591	-97.53	107,631	10,318	-90.41
ANTIGUA AND BARBUDA	968	5,384	456.2	6,793	35,517	422.85
ANGUILLA	194	1,106	470.1	230	2,552	1009.57
ARUBA	8,098	0	-100	61,906	0	-100
BERMUDA	3,322	3,070	-7.59	38,014	45,556	19.84
DOMINICA	399	136	-65.91	278	174	-37.41
FRENCH GUIANA	37	1,656	4375.68	336	6,202	1745.83
FRENCH POLYNESIA	116,795	85,194	-27.06	512,288	442,990	-13.53
GRENADA	1,552	0	-100	16,380	0	-100
MARTINIQUE	16,004	15,483	-3.26	54,272	58,234	7.3
NETHERLANDS ANTILLES	333,021	298,633	-10.33	2,981,032	2,410,504	-19.14
NORFOLK ISLANDS	0	24,697	-	0	337,180	-
SAINT LUCIA	863	3,967	359.68	9,514	6,955	-26.9

TABEL 5. PERKEMBANGAN EKSPOR INDONESIA MENURUT KOMODITI DAN NEGARA TUJUAN

JENIS BARANG	BERAT BERSIH (KG)		PERUB	NILAI FOB (US \$)		PERUB
	JAN-OKT 2005	JAN-OKT 2006	%	JAN-OKT 2005	JAN-OKT 2006	%
(1)	(2)	(3)	(4)	(5)	(6)	(7)
SAN MARINO	0	359	-	0	4,920	-
TURKS AND CAICOS ISLANDS	0	307	-	0	1,120	-
GUADELOUPE	30,345	15,252	-49.74	141,904	75,112	-47.07
SAINT KITTS AND NEVIS	5,539	6,416	15.83	15,254	9,440	-38.11
UNITED KINGDOM	18,287,595	20,971,222	14.67	269,359,076	289,686,006	7.55
NETHERLANDS	5,256,577	5,818,567	10.69	85,503,967	98,957,033	15.73
FRANCE	7,272,993	6,907,952	-5.02	107,928,262	108,752,247	0.76
GERMANY, FED. REP. OF	22,527,654	21,649,116	-3.9	342,425,772	353,900,652	3.35
AUSTRIA	289,680	344,770	19.02	4,172,494	6,253,239	49.87
BELGIUM	5,427,408	5,521,448	1.73	95,207,825	99,761,393	4.78
SWITZERLAND	829,793	713,524	-14.01	11,889,842	10,965,226	-7.78
LUXEMBOURG	1,056	2,074	96.4	15,309	33,213	116.95
GIBRALTAR	0	96	-	0	3,320	-
MONACO	3,003	3,399	13.19	66,650	85,458	28.22
DENMARK	378,003	324,901	-14.05	5,133,755	4,760,339	-7.27
NORWAY	470,551	261,920	-44.34	4,675,361	4,063,784	-13.08
SWEDEN	1,000,480	902,993	-9.74	12,132,493	14,036,728	15.7
FINLAND	214,396	110,507	-48.46	2,654,575	1,415,123	-46.69
IRELAND	435,175	473,457	8.8	6,349,403	6,840,732	7.74
ITALY	4,111,378	3,506,581	-14.71	61,348,484	69,264,071	12.9
SPAIN	3,178,441	3,316,431	4.34	32,774,938	39,108,311	19.32
PORTUGAL	56,171	92,646	64.94	728,703	851,721	16.88
ICELAND	371	2,048	452.02	10,054	690	-93.14
GREECE	470,368	127,095	-72.98	2,141,975	1,877,805	-12.33
ANDORRA	0	88	-	0	2,122	-
CZECHOSLOVAKIA	785,670	275,277	-64.96	1,830,188	664,003	-63.72
HUNGARY	55,640	42,208	-24.14	392,680	384,015	-2.21
POLAND	176,431	214,917	21.81	2,460,733	3,195,796	29.87
ROMANIA	7,209	9,284	28.78	92,527	111,342	20.33
BULGARIA	13,308	11,717	-11.96	253,637	134,177	-47.1
YUGOSLAVIA	3,421	2,941	-14.03	44,864	36,680	-18.24
ALBANIA	0	667	-	0	3,892	-
BELARUS	0	33	-	0	2,170	-
KAZAKHSTAN	11	906	8136.36	223	17,299	7657.4
MOLDOVA, REPUBLIC OF	324	307	-5.25	4,602	4,596	-0.13
UKRAINE	375,420	439,611	17.1	5,071,435	5,562,409	9.68
UZBEKISTAN	4	274	6750	40	5,943	14757.5
LITHUANIA	6,180	7,897	27.78	83,766	88,220	5.32
LATVIA	39,117	91,284	133.36	269,934	444,041	64.5
ESTONIA	6,792	11,103	63.47	134,940	209,205	55.04
GEORGIA	3,033	13	-99.57	30,410	210	-99.31
CROATIA	53,597	30,126	-43.79	390,334	190,837	-51.11
MALTA	5,731	93,687	1534.74	42,032	632,631	1405.12
SLOVAKIA	3,343	24,177	623.21	61,510	257,838	319.18
SLOVENIA	5,034	10,124	101.11	79,283	71,594	-9.7
CZECH REPUBLIC	33,605	39,455	17.41	726,906	1,008,956	38.8
SOUTH GEORGIA AND THE SOUTH	210	0	-100	1,035	0	-100
FAEROE ISLANDS	6,734	0	-100	67,500	0	-100
RUSSIA FEDERATION	570,343	541,312	-5.09	11,935,513	12,110,298	1.46
-KAIN TENUN	251,148,315	238,145,883	-5.18	1,150,796,171	1,119,913,113	-2.68
JAPAN	24,421,456	24,296,030	-0.51	91,696,696	96,601,173	5.35
HONG KONG	8,520,027	6,963,299	-18.27	57,329,910	42,752,921	-25.43
KOREA, DEMOCRATIC PEOPLE'S RI	0	147	-	0	2,283	-
KOREA, REPUBLIC OF	3,697,857	2,645,277	-28.46	13,558,322	10,604,778	-21.78
TAIWAN	2,858,160	1,671,018	-41.54	10,326,361	10,322,674	-0.04
CHINA	5,160,242	4,769,321	-7.58	30,165,340	30,789,198	2.07
MONGOLIA	0	952	-	0	7,524	-
MACAU	201,330	227,409	12.95	1,272,999	1,305,816	2.58
PAPUA NEW GUINEA	148,331	194,429	31.08	643,471	1,056,301	64.16
THAILAND	6,887,284	6,390,213	-7.22	30,545,056	27,214,770	-10.9
SINGAPORE	6,739,979	4,971,985	-26.23	33,976,025	25,702,756	-24.35
PHILIPPINES	4,684,458	4,103,404	-12.4	25,226,145	37,646,603	49.24
MALAYSIA	20,224,843	16,204,711	-19.88	78,900,265	61,777,732	-21.7
MYANMAR (FORM. BURMA)	756,838	686,387	-9.31	4,299,618	3,920,066	-8.83
CAMBODIA	2,688,057	3,401,069	26.53	10,504,353	12,774,941	21.62
BRUNEI DARUSSALAM	56,714	63,087	11.24	287,351	413,830	44.02
LAO PEOPLE'S DEMOCRATIC REPU	66,526	75,459	13.43	255,069	282,041	10.57
NEPAL	42,167	9,835	-76.68	160,382	23,922	-85.08
VIET NAM	3,648,676	3,820,474	4.71	22,378,947	23,263,373	3.95
MALDIVES	162,754	81,200	-50.11	605,454	301,611	-50.18
INDIA	1,837,046	2,446,623	33.18	11,262,116	14,654,197	30.12
PAKISTAN	946,932	857,303	-9.47	3,320,373	2,983,407	-10.15

TABEL 5. PERKEMBANGAN EKSPOR INDONESIA MENURUT KOMODITI DAN NEGARA TUJUAN

JENIS BARANG	BERAT BERSIH (KG)		PERUB	NILAI FOB (US \$)		PERUB
	JAN-OKT 2005	JAN-OKT 2006	%	JAN-OKT 2005	JAN-OKT 2006	%
	(1)	(2)	(3)	(4)	(5)	(6)
BANGLADESH	8,077,405	7,032,420	-12.94	29,921,718	29,889,341	-0.11
SRI LANKA	5,597,531	4,995,589	-10.75	29,492,807	26,119,828	-11.44
AFGHANISTAN	259,792	170,540	-34.36	1,237,641	774,121	-37.45
IRAQ	3,803	0	-100	36,034	0	-100
IRAN (ISLAMIC REPUBLIC OF)	961,102	887,486	-7.66	4,415,152	3,959,388	-10.32
SAUDI ARABIA	11,310,063	9,427,930	-16.64	64,968,409	56,021,110	-13.77
KUWAIT	587,706	799,656	36.06	3,996,013	5,608,401	40.35
JORDAN	726,913	1,112,157	53	3,040,202	4,906,109	61.37
LEBANON	174,875	208,404	19.17	944,041	1,099,923	16.51
YEMEN	1,156,930	949,145	-17.96	6,895,420	4,980,562	-27.77
OMAN	451,487	530,560	17.51	2,307,294	2,892,716	25.37
SYRIA ARAB REPUBLIC	1,455,535	1,399,559	-3.85	6,766,373	7,299,314	7.88
TURKEY	15,261,874	19,842,178	30.01	62,033,920	79,200,876	27.67
UNITED ARAB EMIRATES	21,869,445	20,967,595	-4.12	128,728,111	120,296,542	-6.55
QATAR	63,416	130,823	106.29	403,436	735,545	82.32
BAHRAIN	74,027	129,767	75.3	518,455	946,978	82.65
CYPRUS	154,945	97,050	-37.36	3,989,223	579,316	-85.48
EGYPT	2,207,919	1,737,884	-21.29	7,050,220	6,320,804	-10.35
LIBYAN ARAB JAMAHIRIYA	109,415	567,263	418.45	468,838	2,481,453	429.28
MOROCCO	646,283	778,401	20.44	3,528,886	5,269,088	49.31
TUNISIA	111,081	215,508	94.01	547,097	907,615	65.9
ALGERIA	167,415	263,550	57.42	548,028	489,027	-10.77
SUDAN	543,031	267,450	-50.75	2,087,583	1,422,413	-31.86
LESOTHO	628,495	491,047	-21.87	1,976,367	1,473,208	-25.46
ETHIOPIA	0	19,200	-	0	67,047	-
TANZANIA, UNITED REPUBLIC OF	29,273	0	-100	172,176	0	-100
MADAGASCAR	259,618	392,773	51.29	1,039,179	1,400,215	34.74
SOMALIA	5,045	59,739	1084.12	26,083	443,998	1602.25
KENYA	1,245,185	933,328	-25.05	5,129,182	3,866,279	-24.62
REUNION	1,338	0	-100	8,237	0	-100
MOZAMBIQUE	635,621	199,996	-68.54	963,456	295,371	-69.34
BOTSWANA	91,965	6,779	-92.63	456,961	26,175	-94.27
EQUATORIAL GUINEA	0	126	-	0	288	-
TOGO	330,099	95,650	-71.02	2,230,621	448,806	-79.88
GHANA	645,341	181,410	-71.89	2,877,562	849,461	-70.48
GUINEA	15,271	70,776	363.47	4,820	71,080	1374.69
CONGO	0	1	-	0	16	-
CAMEROON	12,690	40,524	219.34	84,625	90,318	6.73
NIGERIA	1,898,859	54,382	-97.14	10,652,406	616,469	-94.21
GABON	21,653	19,247	-11.11	45,255	26,036	-42.47
COTE D'IVOIRE	39,098	3,422	-91.25	107,335	13,019	-87.87
SENEGAL	49,902	19,658	-60.61	173,617	52,353	-69.85
MALI	0	1,428	-	0	12,071	-
BENIN	270,670	55,407	-79.53	1,661,824	329,391	-80.18
BURKINA FASO	1,292	0	-100	6,392	0	-100
GAMBIA	13,729	15,368	11.94	40,232	48,327	20.12
U.S. VIRGIN ISLANDS	44	0	-100	174	0	-100
UGANDA	5,522	0	-100	40,555	0	-100
NIGER	77,329	0	-100	382,567	0	-100
DJIBOUTI	122,884	165,543	34.71	479,626	665,931	38.84
SWAZILAND	753,601	20,126	-97.33	1,948,279	46,202	-97.63
SOUTH AFRICA	3,924,825	4,395,272	11.99	17,051,034	18,853,503	10.57
ZIMBABWE	370,272	337,971	-8.72	1,604,097	1,329,532	-17.12
ZAMBIA	3,142	0	-100	14,279	0	-100
MAURITIUS	261,490	470,871	80.07	1,183,092	1,731,723	46.37
ZAIRE	0	12,600	-	0	99,351	-
VIRGIN ISLANDS (BRITISH)	31,721	0	-100	384,440	0	-100
AUSTRALIA	2,867,096	2,120,749	-26.03	9,482,887	7,823,079	-17.5
NEW ZEALAND	637,494	386,967	-39.3	2,305,654	2,114,543	-8.29
MICRONESIA, FEDERATED STATES	5,195	49,239	847.82	26,493	369,354	1294.16
GUAM	0	334	-	0	596	-
PALAU	337	0	-100	241	0	-100
NEW CALEDONIA	22,443	1,371	-93.89	68,265	2,936	-95.7
VANUATU	68	0	-100	1,538	0	-100
WALLIS AND FUTUNA ISLANDS	0	3,602	-	0	7,872	-
AMERICAN SAMOA	1,724	2,172	25.99	9,045	18,200	101.22
COOK ISLANDS	1,551	333	-78.53	3,716	5,348	43.92
FIJI	313,681	266,772	-14.95	1,422,400	1,287,107	-9.51
KIRIBATI	7,255	2,877	-60.34	53,719	3,960	-92.63
MARSHALL ISLANDS	0	1,600	-	0	10,485	-
SAMOA	4,219	0	-100	22,623	0	-100
TONGA	569	0	-100	302	0	-100
EAST TIMOR	4,281	3,735	-12.75	3,249	13,261	308.16

TABEL 5. PERKEMBANGAN EKSPOR INDONESIA MENURUT KOMODITI DAN NEGARA TUJUAN

JENIS BARANG	BERAT BERSIH (KG)		PERUB	NILAI FOB (US \$)		PERUB
	JAN-OKT 2005	JAN-OKT 2006	%	JAN-OKT 2005	JAN-OKT 2006	%
(1)	(2)	(3)	(4)	(5)	(6)	(7)
UNITED STATES	12,039,502	10,882,632	-9.61	55,688,533	59,035,237	6.01
CANADA	1,552,734	1,373,146	-11.57	8,321,767	7,993,377	-3.95
MEXICO	2,473,023	3,513,061	42.06	11,645,902	14,382,286	23.5
GUATEMALA	228,866	226,158	-1.18	907,346	835,369	-7.93
HONDURAS	453,465	150,622	-66.78	2,439,854	984,197	-59.66
NICARAGUA	449,919	174,486	-61.22	1,163,974	529,208	-54.53
PANAMA	897,836	632,012	-29.61	4,360,311	2,809,384	-35.57
CUBA	1,438	0	-100	4,337	0	-100
SURINAME	14,357	16,731	16.54	53,131	56,491	6.32
CHILE	335,859	387,595	15.4	1,479,098	1,525,115	3.11
VENEZUELA	321,329	141,944	-55.83	1,574,322	647,267	-58.89
ARGENTINA	1,469,166	821,644	-44.07	5,389,735	3,349,124	-37.86
BRAZIL	1,418,213	1,187,306	-16.28	7,953,280	7,045,835	-11.41
COLOMBIA	498,948	528,168	5.86	2,553,102	2,689,450	5.34
BOLIVIA	447	2,271	408.05	22,558	16,176	-28.29
URUGUAY	128,610	21,255	-83.47	343,330	90,696	-73.58
PARAGUAY	23,171	13,299	-42.6	187,169	88,449	-52.74
ECUADOR	136,439	27,498	-79.85	523,930	151,895	-71.01
PERU	385,960	345,419	-10.5	1,921,396	1,946,179	1.29
GUYANA	44,808	6,869	-84.67	195,749	31,923	-83.69
TRINIDAD AND TOBAGO	15,247	190,093	1146.76	62,786	550,086	776.13
JAMAICA	19,975	33,688	68.65	109,260	183,920	68.33
PUERTO RICO	984	22	-97.76	1,207	398	-67.03
DOMINICAN REPUBLIC	213,933	172,626	-19.31	1,321,476	1,102,754	-16.55
EL SALVADOR	315,045	277,689	-11.86	1,479,625	1,325,307	-10.43
COSTA RICA	2,482	2,720	9.59	15,393	7,024	-54.37
BARBADOS	0	1	-	0	1	-
ANGUILLA	64	0	-100	75	0	-100
CAPE VERDE	0	979	-	0	6,389	-
DOMINICA	0	6,081	-	0	29,769	-
FRENCH POLYNESIA	5,871	8,932	52.14	83,224	115,911	39.28
MARTINIQUE	23	0	-100	38	0	-100
NETHERLANDS ANTILLES	12,705	5,903	-53.54	91,917	15,860	-82.75
GUADELOUPE	299	0	-100	639	0	-100
UNITED KINGDOM	5,309,802	4,975,150	-6.3	21,318,708	26,055,277	22.22
NETHERLANDS	5,648,689	6,503,115	15.13	22,484,337	24,618,853	9.49
FRANCE	1,442,305	1,568,242	8.73	7,734,579	8,780,011	13.52
GERMANY, FED. REP. OF	7,643,784	7,173,693	-6.15	35,402,976	32,652,088	-7.77
AUSTRIA	47,840	40,186	-16	397,018	417,535	5.17
BELGIUM	4,048,515	3,896,225	-3.76	12,419,444	13,321,657	7.26
SWITZERLAND	132,146	5,289	-96	153,474	58,505	-61.88
DENMARK	88,643	379,430	328.04	745,614	1,934,517	159.45
NORWAY	85,169	102,273	20.08	372,693	459,152	23.2
SWEDEN	65,942	47,998	-27.21	528,983	269,802	-49
FINLAND	354,179	390,498	10.25	2,230,136	2,448,680	9.8
IRELAND	38,226	69,118	80.81	189,238	263,033	39
ITALY	12,292,125	14,861,993	20.91	40,066,658	48,233,145	20.38
SPAIN	4,239,039	4,952,106	16.82	15,549,304	17,554,204	12.89
PORTUGAL	381,878	522,611	36.85	1,762,223	2,174,420	23.39
ICELAND	12,908	5,505	-57.35	83,890	1,855	-97.79
GREECE	918,493	606,352	-33.98	4,533,358	3,357,908	-25.93
HUNGARY	442,292	882,345	99.49	1,992,879	3,605,151	80.9
POLAND	1,213,817	1,357,000	11.8	7,042,111	7,856,160	11.56
ROMANIA	22,163	145,917	558.38	109,724	583,040	431.37
BULGARIA	388,136	85,253	-78.04	2,313,527	481,859	-79.17
BELARUS	697,687	155,621	-77.69	4,299,403	1,141,980	-73.44
UKRAINE	489,197	418,974	-14.35	3,031,565	2,500,387	-17.52
UZBEKISTAN	174,079	178,077	2.3	148,022	437,808	195.77
LITHUANIA	119	9,700	8051.26	1,601	53,637	3250.22
LATVIA	2,364	2,304	-2.54	33,221	29,932	-9.9
ESTONIA	13,513	10,114	-25.15	51,216	54,494	6.4
CROATIA	418	9,398	2148.33	438	30,492	6861.64
BOSNIA AND HERZEGOVINA	5,096	0	-100	23,750	0	-100
MALTA	1,527	68,472	4384.09	11,105	250,221	2153.23
SLOVAKIA	27,434	37,776	37.7	183,495	227,829	24.16
SLOVENIA	2,999	12,632	321.21	23,304	123,611	430.43
CZECH REPUBLIC	58,017	99,998	72.36	354,502	600,194	69.31
RUSSIA FEDERATION	65,499	128,726	96.53	525,452	675,301	28.52
-TEKSTIL LAINNYA	943,660,017	986,072,337	4.49	1,958,785,897	2,107,291,364	7.58
JAPAN	71,374,183	69,745,185	-2.28	202,645,554	198,792,748	-1.9
HONG KONG	42,891,565	32,895,304	-23.31	89,100,822	65,454,565	-26.54
KOREA, DEMOCRATIC PEOPLE'S R	1,846,365	968,788	-47.53	3,568,920	1,961,985	-45.03

TABEL 5. PERKEMBANGAN EKSPOR INDONESIA MENURUT KOMODITI DAN NEGARA TUJUAN

JENIS BARANG	BERAT BERSIH (KG)		PERUB	NILAI FOB (US \$)		PERUB
	JAN-OKT 2005	JAN-OKT 2006	%	JAN-OKT 2005	JAN-OKT 2006	%
(1)	(2)	(3)	(4)	(5)	(6)	(7)
KOREA, REPUBLIC OF	71,818,046	68,640,179	-4.42	154,438,059	169,659,878	9.86
TAIWAN	31,400,254	30,064,325	-4.25	54,408,237	50,024,427	-8.06
CHINA	45,609,310	40,501,884	-11.2	81,363,513	84,741,563	4.15
MONGOLIA	273	162	-40.66	1	1,209	120800
MACAU	500,335	2,167,166	333.14	1,243,867	5,724,627	360.23
PAPUA NEW GUINEA	475,313	183,302	-61.44	942,544	397,999	-57.77
THAILAND	21,442,771	25,278,662	17.89	53,308,977	59,446,433	11.51
SINGAPORE	19,674,185	25,030,687	27.23	55,356,539	50,890,020	-8.07
PHILIPPINES	26,054,083	23,226,501	-10.85	51,825,924	47,293,437	-8.75
MALAYSIA	24,061,899	25,615,734	6.46	57,972,202	61,314,702	5.77
MYANMAR (FORM. BURMA)	53,677	183,659	242.16	255,113	862,254	237.99
CAMBODIA	459,255	726,027	58.09	1,818,670	2,178,512	19.79
BRUNEI DARUSSALAM	193,949	149,244	-23.05	925,521	362,529	-60.83
LAO PEOPLE'S DEMOCRATIC REPU	9,500	0	-100	9,857	0	-100
NEPAL	55,143	17,483	-68.3	119,255	24,487	-79.47
BHUTAN	0	19,075	-	0	50,141	-
VIET NAM	20,241,141	21,764,166	7.52	37,363,356	39,143,455	4.76
MALDIVES	39,380	51,006	29.52	193,234	221,673	14.72
INDIA	55,302,097	38,374,948	-30.61	90,725,565	61,324,427	-32.41
PAKISTAN	30,400,452	32,005,490	5.28	45,149,267	49,455,017	9.54
BANGLADESH	19,468,145	16,251,657	-16.52	44,733,525	40,440,393	-9.6
SRI LANKA	11,762,733	9,795,291	-16.73	30,782,576	26,934,576	-12.5
AFGHANISTAN	28,721	11,435	-60.19	97,910	22,725	-76.79
IRAN (ISLAMIC REPUBLIC OF)	17,961,591	18,844,237	4.91	31,451,736	32,397,357	3.01
SAUDI ARABIA	2,175,921	1,782,308	-18.09	10,162,807	7,286,504	-28.3
KUWAIT	92,712	152,685	64.69	492,979	826,084	67.57
JORDAN	840,019	931,346	10.87	1,785,332	1,746,228	-2.19
LEBANON	235,943	35,874	-84.8	580,796	131,253	-77.4
YEMEN	883,387	1,025,954	16.14	2,716,405	3,067,029	12.91
OMAN	66,712	32,219	-51.7	155,630	90,479	-41.86
SYRIA ARAB REPUBLIC	4,979,270	2,947,262	-40.81	7,679,562	5,179,745	-32.55
TURKEY	58,250,271	63,446,145	8.92	103,397,378	123,253,570	19.2
UNITED ARAB EMIRATES	5,894,448	4,248,470	-27.92	17,684,990	18,141,715	2.58
QATAR	1,305	30,448	2233.18	3,479	125,600	3510.23
BAHRAIN	162,747	7,208	-95.57	406,864	4,133	-98.98
CYPRUS	44,138	4,271	-90.32	216,700	13,955	-93.56
EGYPT	39,027,261	40,332,065	3.34	58,770,991	64,038,464	8.96
LIBYAN ARAB JAMAHIRIYA	95,875	69,868	-27.13	164,131	94,213	-42.6
MOROCCO	2,920,264	6,143,464	110.37	3,851,319	7,581,933	96.87
TUNISIA	502,068	490,321	-2.34	943,376	1,057,575	12.11
ALGERIA	2,809,995	2,486,686	-11.51	4,553,939	4,404,031	-3.29
SUDAN	71,732	315,099	339.27	138,323	875,105	532.65
ERITREA	9,576	10,641	11.12	31,601	37,246	17.86
NAMIBIA	38	11	-71.05	91	39	-57.14
ETHIOPIA	86,682	51,000	-41.16	561,497	164,220	-70.75
TANZANIA, UNITED REPUBLIC OF	583,156	310,466	-46.76	1,179,809	498,976	-57.71
MADAGASCAR	444,731	214,553	-51.76	836,967	542,108	-35.23
SOMALIA	13,159	60,917	362.93	115,327	579,762	402.71
KENYA	1,387,911	1,216,703	-12.34	3,021,343	2,203,972	-27.05
REUNION	51,350	44,409	-13.52	104,063	96,409	-7.36
MOZAMBIQUE	26,365	47,605	80.56	36,997	110,861	199.65
BOTSWANA	690	6,892	898.84	720	16,044	2128.33
EQUATORIAL GUINEA	0	1,014	-	0	946	-
TOGO	87,404	93,856	7.38	357,750	367,458	2.71
GHANA	374,645	698,950	86.56	915,018	2,482,093	171.26
LIBERIA	33,548	240	-99.28	292,188	5,000	-98.29
GUINEA	74,878	55,649	-25.68	209,972	132,345	-36.97
ANGOLA	309	3,538	1044.98	532	2,203	314.1
CONGO	167,022	22,687	-86.42	594,980	78,385	-86.83
CAMEROON	315,651	24,466	-92.25	580,276	39,965	-93.11
NIGERIA	562,982	201,478	-64.21	2,749,689	581,083	-78.87
SIERRA LEONE	0	30,978	-	0	76,696	-
GABON	72,218	92,939	28.69	99,781	120,995	21.26
COTE D'IVOIRE	214,832	349,729	62.79	575,372	952,847	65.61
SENEGAL	157,475	244,015	54.95	408,474	657,080	60.86
MAURITANIA	886,755	501,908	-43.4	2,451,829	1,708,269	-30.33
MALI	100	4,000	3900	250	2,000	700
BENIN	131,719	157,168	19.32	810,646	1,070,421	32.05
GAMBIA	16,688	28,435	70.39	24,878	35,254	41.71
U.S. VIRGIN ISLANDS	6,285	50	-99.2	5,570	376	-93.25
SEYCHELLES	7,581	11,010	45.23	25,231	23,721	-5.98
UGANDA	328	31,063	9370.43	1,776	127,874	7100.11
CENTRAL AFRICAN REPUBLIC	0	10,808	-	0	80,819	-

TABEL 5. PERKEMBANGAN EKSPOR INDONESIA MENURUT KOMODITI DAN NEGARA TUJUAN

JENIS BARANG	BERAT BERSIH (KG)		PERUB	NILAI FOB (US \$)		PERUB
	JAN-OKT 2005	JAN-OKT 2006	%	JAN-OKT 2005	JAN-OKT 2006	%
	(1)	(2)	(3)	(4)	(5)	(6)
NIGER	141,669	16,904	-88.07	464,965	82,212	-82.32
DJIBOUTI	3,226,278	2,926,019	-9.31	7,526,303	6,736,328	-10.5
SAO TOME AND PRINCIPE	3,727	0	-100	5,400	0	-100
SWAZILAND	20,167	0	-100	45,094	0	-100
SOUTH AFRICA	5,252,360	5,210,301	-0.8	11,347,861	11,840,753	4.34
ZIMBABWE	465,284	93,597	-79.88	1,189,915	268,840	-77.41
ZAMBIA	42,443	8,290	-80.47	73,461	20,049	-72.71
BURUNDI	0	190	-	0	85	-
MAURITIUS	632,649	1,348,436	113.14	1,463,552	3,944,474	169.51
RWANDA	0	23,520	-	0	32,599	-
ZAIRE	0	15,213	-	0	36,117	-
VIRGIN ISLANDS (BRITISH)	5,869	508	-91.34	45,793	2,365	-94.84
AUSTRALIA	13,751,354	14,569,546	5.95	31,883,298	31,637,822	-0.77
NEW ZEALAND	2,624,219	2,434,619	-7.23	7,440,564	6,749,869	-9.28
MICRONESIA, FEDERATED STATES	2,485	43	-98.27	6,142	98	-98.4
GUAM	4,832	9,999	106.93	79,482	34,696	-56.35
PALAU	649	34	-94.76	1,627	4,728	190.6
NEW CALEDONIA	58,013	79,303	36.7	173,878	244,830	40.81
NORTHERN MARIANA ISLANDS	4,579	3,151	-31.19	8,847	6,499	-26.54
SAINT VINCENT AND THE GRENADI	2,885	10,951	279.58	4,640	7,077	52.52
VANUATU	11,304	19,129	69.22	46,743	19,611	-58.05
WALLIS AND FUTUNA ISLANDS	1,370	10,252	648.32	1,568	16,438	948.34
AMERICAN SAMOA	5,715	95	-98.34	32,762	12,955	-60.46
COOK ISLANDS	14,559	6,572	-54.86	34,529	29,499	-14.57
FIJI	216,443	57,798	-73.3	930,139	282,981	-69.58
MARSHALL ISLANDS	105	214	103.81	472	525	11.23
SAMOA	541	0	-100	7,252	0	-100
SOLOMON ISLANDS	102	0	-100	107	0	-100
TONGA	49	0	-100	88	0	-100
EAST TIMOR	412,937	351,149	-14.96	1,055,024	555,869	-47.31
UNITED STATES	55,624,131	70,863,540	27.4	122,868,454	160,262,039	30.43
CANADA	6,231,954	7,284,398	16.89	12,599,986	16,547,559	31.33
MEXICO	8,158,460	11,262,587	38.05	16,574,668	22,162,836	33.72
GUATEMALA	441,161	572,312	29.73	923,024	1,142,297	23.76
HONDURAS	231,938	121,860	-47.46	482,557	256,893	-46.76
NICARAGUA	12,797	13,302	3.95	26,135	28,675	9.72
PANAMA	248,558	322,617	29.8	531,471	660,898	24.35
CUBA	29,503	161	-99.45	40,605	3,001	-92.61
SURINAME	111,092	144,483	30.06	192,329	302,748	57.41
CHILE	2,677,990	3,529,204	31.79	5,683,324	7,818,283	37.57
VENEZUELA	8,168,141	6,194,332	-24.16	20,670,498	13,590,867	-34.25
ARGENTINA	14,450,250	17,842,374	23.47	27,656,384	36,812,099	33.11
BRAZIL	64,776,269	90,836,750	40.23	111,799,062	170,585,488	52.58
COLOMBIA	9,618,643	7,665,889	-20.3	18,930,212	15,380,877	-18.75
URUGUAY	352,395	528,057	49.85	568,750	1,102,631	93.87
PARAGUAY	102,587	0	-100	220,182	0	-100
ECUADOR	1,547,536	1,565,889	1.19	2,626,073	3,072,274	16.99
PERU	1,417,606	1,731,450	22.14	2,608,148	3,806,498	45.95
GUYANA	25,153	37,431	48.81	44,434	60,282	35.67
TRINIDAD AND TOBAGO	49,861	57,332	14.98	85,909	108,093	25.82
BAHAMAS	2,935	4,175	42.25	11,882	6,487	-45.4
JAMAICA	289,023	268,843	-6.98	443,493	461,310	4.02
PUERTO RICO	3,312	1,848	-44.2	11,565	11,104	-3.99
BELIZE	5,266	7,969	51.33	9,631	24,327	152.59
DOMINICAN REPUBLIC	392,766	231,574	-41.04	646,346	668,620	3.45
EL SALVADOR	809,591	561,462	-30.65	1,351,962	1,027,427	-24
COSTA RICA	386,407	220,158	-43.02	1,326,475	376,824	-71.59
HAITI	20,855	58,671	181.33	33,342	83,018	148.99
BARBADOS	157	3,384	2055.41	706	7,572	972.52
ANTIGUA AND BARBUDA	24	1,306	5341.67	89	2,409	2606.74
ANGUILLA	1,245	1,997	60.4	5,075	6,107	20.33
ARUBA	1,109	0	-100	3,133	0	-100
BERMUDA	618	755	22.17	4,008	4,915	22.63
CAYMAN ISLANDS	103	0	-100	122	0	-100
DOMINICA	0	610	-	0	777	-
FRENCH GUIANA	1,810	5,221	188.45	2,492	5,977	139.85
FRENCH POLYNESIA	95,678	120,254	25.69	233,667	354,331	51.64
GRENADA	244	21,793	8831.56	634	47,498	7391.8
MARTINIQUE	9,215	14,784	60.43	20,973	52,720	151.37
NETHERLANDS ANTILLES	38,597	21,475	-44.36	68,031	79,099	16.27
SAINT LUCIA	4,828	195	-95.96	19,350	414	-97.86
TURKS AND CAICOS ISLANDS	11	3,342	30281.82	16	8,759	54643.75
GUADELOUPE	19,707	51,713	162.41	61,632	211,219	242.71

TABEL 5. PERKEMBANGAN EKSPOR INDONESIA MENURUT KOMODITI DAN NEGARA TUJUAN

JENIS BARANG	BERAT BERSIH (KG)		PERUB	NILAI FOB (US \$)		PERUB
	JAN-OKT 2005	JAN-OKT 2006	%	JAN-OKT 2005	JAN-OKT 2006	%
(1)	(2)	(3)	(4)	(5)	(6)	(7)
SAINT KITTS AND NEVIS	329	3,017	817.02	3,113	4,514	45
UNITED KINGDOM	7,964,261	7,819,004	-1.82	18,251,658	18,733,077	2.64
NETHERLANDS	3,361,275	4,409,872	31.2	8,080,390	10,469,909	29.57
FRANCE	1,062,904	1,331,471	25.27	4,796,495	5,476,590	14.18
GERMANY, FED. REP. OF	13,250,141	18,500,575	39.63	33,615,606	46,930,911	39.61
AUSTRIA	51,216	103,895	102.86	150,907	302,889	100.71
BELGIUM	16,799,154	20,642,414	22.88	33,293,098	43,028,198	29.24
SWITZERLAND	107,842	275,863	155.8	501,587	562,655	12.17
LUXEMBOURG	0	2,934	-	0	11,791	-
MONACO	0	177	-	0	3,049	-
DENMARK	613,758	763,869	24.46	2,734,932	3,571,820	30.6
NORWAY	175,634	108,375	-38.29	1,136,226	801,103	-29.49
SWEDEN	1,531,669	2,227,915	45.46	8,688,377	13,740,762	58.15
FINLAND	624,559	244,190	-60.9	1,109,070	531,707	-52.06
IRELAND	171,426	38,829	-77.35	537,373	96,740	-82
ITALY	23,897,048	32,557,841	36.24	46,088,910	64,512,885	39.97
SPAIN	18,855,665	19,002,644	0.78	38,285,711	40,222,275	5.06
PORTUGAL	2,647,425	4,290,820	62.08	6,021,329	10,632,878	76.59
ICELAND	33,457	4,834	-85.55	102,958	26,323	-74.43
GREECE	4,605,301	5,075,462	10.21	9,780,045	12,160,628	24.34
VATICAN CITY STATE (HOLY SEE)	150	0	-100	20	0	-100
CZECHOSLOVAKIA	84,682	15,658	-81.51	163,221	39,552	-75.77
HUNGARY	1,880,778	1,530,589	-18.62	3,566,068	3,150,324	-11.66
POLAND	3,833,956	3,449,537	-10.03	7,001,438	7,136,878	1.93
ROMANIA	210,121	252,260	20.05	429,870	472,021	9.81
BULGARIA	2,758	31,133	1028.83	5,901	47,959	712.73
YUGOSLAVIA	58	5,628	9603.45	2,146	13,125	511.6
AZERBAIJAN	1,721	0	-100	17,820	0	-100
KAZAKHSTAN	11,822	120	-98.98	116,901	1,350	-98.85
UKRAINE	11,000	87,723	697.48	28,793	277,514	863.82
UZBEKISTAN	0	43,736	-	0	106,080	-
LITHUANIA	400,029	1,362,128	240.51	628,674	2,282,735	263.1
LATVIA	7,211	101,718	1310.59	21,422	320,988	1398.4
ESTONIA	33,202	72,623	118.73	88,218	167,972	90.41
GEORGIA	0	4,316	-	0	2,879	-
CROATIA	8,416	8,282	-1.59	28,441	14,414	-49.32
BOSNIA AND HERZEGOVINA	0	1,995	-	0	6,128	-
MALTA	3,307	8,593	159.84	18,956	63,468	234.82
SLOVAKIA	3,178	256,073	7957.68	4,424	414,281	9264.4
SLOVENIA	15,818	83,173	425.81	35,241	110,997	214.97
CZECH REPUBLIC	48,470	292,072	502.58	126,311	539,779	327.34
RUSSIA FEDERATION	195,651	169,181	-13.53	569,540	755,423	32.64
-BARANG DARI KARET	335,851,631	351,298,902	4.6	804,235,257	954,801,356	18.72
JAPAN	59,721,403	64,331,120	7.72	158,001,839	184,078,094	16.5
HONG KONG	4,233,772	4,815,562	13.74	14,966,108	19,110,973	27.7
KOREA, REPUBLIC OF	4,000,352	4,002,506	0.05	8,142,856	9,003,982	10.58
TAIWAN	4,391,368	3,645,761	-16.98	10,416,054	10,054,173	-3.47
CHINA	2,737,382	4,881,909	78.34	6,799,388	10,898,766	60.29
PAPUA NEW GUINEA	1,986,958	1,945,095	-2.11	3,802,615	4,577,744	20.38
THAILAND	6,737,895	7,280,980	8.06	20,474,513	23,328,278	13.94
SINGAPORE	8,376,283	6,510,884	-22.27	40,375,103	44,111,864	9.26
PHILIPPINES	10,009,376	9,771,370	-2.38	16,157,898	16,276,821	0.74
MALAYSIA	16,142,579	13,979,559	-13.4	20,834,718	29,101,587	39.68
MYANMAR (FORM. BURMA)	575,496	688,890	19.7	1,293,131	1,513,200	17.02
CAMBODIA	238,170	416,412	74.84	488,463	1,017,319	108.27
BRUNEI DARUSSALAM	371,022	293,877	-20.79	656,841	627,750	-4.43
LAO PEOPLE'S DEMOCRATIC REPU	62,441	64,895	3.93	134,256	158,124	17.78
NEPAL	46,730	44,247	-5.31	110,725	106,026	-4.24
VIET NAM	3,531,327	2,839,740	-19.58	6,799,333	7,496,837	10.26
MALDIVES	2,506	7,234	188.67	4,910	20,334	314.13
INDIA	506,604	912,327	80.09	1,712,514	2,318,264	35.37
PAKISTAN	2,477,862	2,842,629	14.72	5,075,400	6,307,463	24.28
BANGLADESH	1,817,516	1,727,603	-4.95	3,271,407	3,686,067	12.68
SRI LANKA	2,544,212	2,142,280	-15.8	5,000,359	4,917,624	-1.65
AFGHANISTAN	210,475	74,579	-64.57	430,797	194,293	-54.9
IRAQ	13,270	248,111	1769.71	30,400	594,425	1855.35
IRAN (ISLAMIC REPUBLIC OF)	3,023,145	2,905,808	-3.88	6,220,724	6,903,111	10.97
SAUDI ARABIA	14,457,255	16,918,328	17.02	28,804,865	40,014,393	38.92
KUWAIT	654,546	559,734	-14.49	1,421,329	1,375,524	-3.22
JORDAN	1,838,766	1,323,948	-28	3,055,692	2,724,302	-10.85
LEBANON	703,198	583,691	-16.99	1,498,993	1,431,622	-4.49
YEMEN	2,955,414	4,108,953	39.03	6,018,005	9,836,478	63.45

TABEL 5. PERKEMBANGAN EKSPOR INDONESIA MENURUT KOMODITI DAN NEGARA TUJUAN

JENIS BARANG	BERAT BERSIH (KG)		PERUB	NILAI FOB (US \$)		PERUB
	JAN-OKT 2005	JAN-OKT 2006	%	JAN-OKT 2005	JAN-OKT 2006	%
(1)	(2)	(3)	(4)	(5)	(6)	(7)
OMAN	649,973	604,220	-7.04	1,453,016	1,475,909	1.58
SYRIA ARAB REPUBLIC	1,752,980	1,369,169	-21.89	3,516,440	2,736,940	-22.17
TURKEY	3,640,959	3,022,173	-17	7,835,615	8,059,990	2.86
UNITED ARAB EMIRATES	16,715,610	18,921,356	13.2	37,791,379	46,785,425	23.8
QATAR	360,075	442,409	22.87	836,011	1,110,291	32.81
BAHRAIN	283,715	230,706	-18.68	701,618	596,156	-15.03
CYPRUS	156,696	155,201	-0.95	384,877	413,943	7.55
EGYPT	11,597,682	11,409,721	-1.62	21,441,717	25,027,778	16.72
LIBYAN ARAB JAMAHIRIYA	1,969,889	1,794,480	-8.9	4,504,730	4,572,732	1.51
MOROCCO	242,389	313,531	29.35	629,208	812,121	29.07
TUNISIA	73,842	30,440	-58.78	168,367	76,741	-54.42
ALGERIA	370,131	472,092	27.55	839,482	1,177,088	40.22
SUDAN	568,447	642,067	12.95	1,273,386	1,605,615	26.09
ERITREA	24,909	0	-100	53,471	0	-100
NAMIBIA	0	14	-	0	48	-
ETHIOPIA	64,077	0	-100	120,951	0	-100
TANZANIA, UNITED REPUBLIC OF	306,533	74,340	-75.75	657,769	169,425	-74.24
MADAGASCAR	269	0	-100	1,250	0	-100
KENYA	120,520	101,558	-15.73	249,724	230,496	-7.7
REUNION	90,839	59,417	-34.59	239,153	199,720	-16.49
MOZAMBIQUE	18,963	14,208	-25.08	26,352	34,625	31.39
BOTSWANA	300,384	67,422	-77.55	745,082	161,066	-78.38
TOGO	20,294	5,273	-74.02	47,025	10,738	-77.17
GHANA	332,098	793,179	138.84	468,962	1,152,666	145.79
LIBERIA	8,549	0	-100	20,994	0	-100
GUINEA	34,249	750	-97.81	75,815	1,500	-98.02
ANGOLA	13,528	127,160	839.98	33,760	316,555	837.66
CONGO	19,514	0	-100	115,200	0	-100
CAMEROON	48,811	17,183	-64.8	86,327	39,133	-54.67
NIGERIA	2,087,637	1,555,728	-25.48	4,149,009	3,353,589	-19.17
COTE D'IVOIRE	99,217	70,789	-28.65	194,473	167,208	-14.02
SENEGAL	78,173	30,125	-61.46	135,730	68,594	-49.46
BENIN	41,318	98,027	137.25	75,222	236,682	214.64
SEYCHELLES	400	10,422	2505.5	818	27,892	3309.78
UGANDA	99,129	97,006	-2.14	170,946	174,519	2.09
DJIBOUTI	804,118	569,055	-29.23	1,719,649	1,359,779	-20.93
SOUTH AFRICA	1,345,240	995,171	-26.02	3,316,001	2,577,666	-22.27
ZIMBABWE	11,573	9,253	-20.05	23,475	33,410	42.32
MALAWI	147,639	11,013	-92.54	295,264	27,720	-90.61
BURUNDI	0	14,691	-	0	35,531	-
MAURITIUS	369,495	161,417	-56.31	719,684	396,667	-44.88
RWANDA	63,289	0	-100	109,162	0	-100
AUSTRALIA	5,620,525	4,730,908	-15.83	13,159,700	12,406,872	-5.72
NEW ZEALAND	1,570,663	1,704,483	8.52	3,714,790	4,305,104	15.89
MICRONESIA, FEDERATED STATES	710	127	-82.11	222	855	285.14
NEW CALEDONIA	12,236	19,681	60.85	26,936	59,009	119.07
VANUATU	8,207	12,625	53.83	18,348	31,929	74.02
AMERICAN SAMOA	16,043	14,198	-11.5	68,969	43,241	-37.3
COOK ISLANDS	0	7,934	-	0	2,824	-
FIJI	385,627	215,103	-44.22	763,978	528,847	-30.78
SAMOA	78,980	92,799	17.5	172,047	332,297	93.14
SOLOMON ISLANDS	551	5,842	960.25	5,790	10,030	73.23
EAST TIMOR	181,790	169,420	-6.8	218,691	337,909	54.51
UNITED STATES	59,807,642	68,699,959	14.87	143,982,579	188,219,419	30.72
CANADA	1,600,629	1,117,475	-30.19	3,036,790	2,539,285	-16.38
MEXICO	967,860	1,099,148	13.56	2,042,635	2,557,950	25.23
GUATEMALA	270,302	201,263	-25.54	582,993	520,867	-10.66
HONDURAS	427,247	458,129	7.23	748,029	954,090	27.55
NICARAGUA	47,612	0	-100	254,886	0	-100
PANAMA	154,706	141,474	-8.55	316,802	324,273	2.36
SURINAME	25,598	23,910	-6.59	54,985	54,169	-1.48
CHILE	80,908	160,623	98.53	191,359	326,824	70.79
VENEZUELA	976,958	91,060	-90.68	2,054,545	278,943	-86.42
ARGENTINA	392,572	462,185	17.73	1,332,871	1,300,447	-2.43
BRAZIL	1,000,583	1,015,147	1.46	1,838,522	1,994,371	8.48
COLOMBIA	725,536	715,481	-1.39	1,606,867	1,802,263	12.16
BOLIVIA	0	16,436	-	0	49,660	-
URUGUAY	81,542	50,420	-38.17	170,914	129,845	-24.03
PARAGUAY	0	33,939	-	0	86,419	-
ECUADOR	101,313	80,900	-20.15	273,955	201,131	-26.58
PERU	493,807	405,612	-17.86	835,435	832,914	-0.3
TRINIDAD AND TOBAGO	123,751	48,618	-60.71	310,486	164,414	-47.05
JAMAICA	690,880	718,349	3.98	1,405,326	1,754,013	24.81

TABEL 5. PERKEMBANGAN EKSPOR INDONESIA MENURUT KOMODITI DAN NEGARA TUJUAN

JENIS BARANG	BERAT BERSIH (KG)		PERUB	NILAI FOB (US \$)		PERUB
	JAN-OKT 2005	JAN-OKT 2006	%	JAN-OKT 2005	JAN-OKT 2006	%
(1)	(2)	(3)	(4)	(5)	(6)	(7)
PUERTO RICO	36,731	31,182	-15.11	82,010	81,154	-1.04
DOMINICAN REPUBLIC	298,582	425,387	42.47	599,820	1,039,628	73.32
EL SALVADOR	57,219	49,607	-13.3	131,015	110,756	-15.46
COSTA RICA	20,731	400,446	1831.63	51,991	1,024,744	1871
HAITI	48,528	13,965	-71.22	121,888	35,174	-71.14
BARBADOS	9,822	9,025	-8.11	21,960	23,554	7.26
ARUBA	12,918	0	-100	27,753	0	-100
DOMINICA	133,421	122,595	-8.11	270,987	291,127	7.43
FRENCH POLYNESIA	10,504	4,130	-60.68	27,216	10,197	-62.53
MARTINIQUE	0	20,372	-	0	75,559	-
NETHERLANDS ANTILLES	0	5,142	-	0	90,759	-
TURKS AND CAICOS ISLANDS	0	48	-	0	148	-
GUADELOUPE	708	2	-99.72	1,989	25	-98.74
UNITED KINGDOM	15,109,672	14,503,736	-4.01	37,146,052	39,346,050	5.92
NETHERLANDS	4,635,974	5,824,146	25.63	11,496,432	14,407,990	25.33
FRANCE	2,148,914	2,252,827	4.84	5,650,185	6,166,101	9.13
GERMANY, FED. REP. OF	9,835,063	11,854,395	20.53	33,392,289	43,189,000	29.34
AUSTRIA	69,046	116,932	69.35	253,551	353,103	39.26
BELGIUM	6,522,047	8,354,687	28.1	15,326,584	21,797,602	42.22
SWITZERLAND	17,122	37,551	119.31	44,895	103,950	131.54
LUXEMBOURG	11,208	429	-96.17	36,948	1,014	-97.26
DENMARK	921,583	740,373	-19.66	1,912,680	1,656,055	-13.42
NORWAY	907,934	628,532	-30.77	2,660,133	1,885,468	-29.12
SWEDEN	1,021,620	774,856	-24.15	2,940,266	2,393,439	-18.6
FINLAND	1,203,929	759,671	-36.9	2,876,864	1,913,604	-33.48
IRELAND	504,582	427,517	-15.27	1,183,467	1,170,037	-1.13
ITALY	10,286,079	9,039,529	-12.12	23,954,209	25,032,627	4.5
SPAIN	3,003,289	3,021,728	0.61	7,377,412	8,314,065	12.7
PORTUGAL	1,502,283	1,518,204	1.06	4,089,147	4,483,486	9.64
ICELAND	2,364	10,512	344.67	6,795	39,060	474.83
GREECE	398,362	678,080	70.22	941,833	1,950,110	107.05
HUNGARY	166,030	276,348	66.44	481,014	1,023,092	112.69
POLAND	604,839	887,649	46.76	1,553,069	2,886,846	85.88
ROMANIA	14,333	55	-99.62	37,575	40	-99.89
BULGARIA	40,646	81,611	100.78	113,404	138,836	22.43
ALBANIA	0	12,667	-	0	21,180	-
ARMENIA	37,282	62,151	66.71	87,498	159,874	82.72
AZERBAIJAN	101,878	51,263	-49.68	230,899	122,781	-46.82
KAZAKHSTAN	0	10,305	-	0	25,262	-
KYRGYZSTAN	0	39,963	-	0	96,094	-
TURKMENISTAN	59,072	40,390	-31.63	135,127	102,520	-24.13
UKRAINE	71,286	53,347	-25.16	167,587	133,991	-20.05
UZBEKISTAN	11,877	0	-100	27,231	0	-100
LITHUANIA	78,127	78,494	0.47	181,957	205,208	12.78
LATVIA	228,642	511,680	123.79	448,759	1,145,624	155.29
ESTONIA	15,367	12,181	-20.73	35,310	39,120	10.79
GEORGIA	68,344	98,108	43.55	155,468	245,075	57.64
CROATIA	489	9,997	1944.38	988	24,207	2350.1
MALTA	73,807	65,204	-11.66	179,906	173,186	-3.74
SLOVAKIA	0	8,643	-	0	24,125	-
SLOVENIA	87,704	28,964	-66.98	238,270	90,178	-62.15
CZECH REPUBLIC	19,621	141,558	621.46	267,657	476,817	78.14
REP. OF MACEDONIA	0	19,499	-	0	44,600	-
FAEROE ISLANDS	12,559	0	-100	6,096	0	-100
RUSSIA FEDERATION	284,239	511,173	79.84	845,271	1,475,504	74.56
-SHEET	288,751,505	273,452,442	-5.3	358,596,335	520,449,257	45.14
JAPAN	77,256,659	65,835,456	-14.78	94,681,832	121,685,547	28.52
HONG KONG	430,306	874,024	103.12	644,014	1,725,846	167.98
KOREA, REPUBLIC OF	13,764,050	6,417,860	-53.37	16,904,659	12,620,361	-25.34
TAIWAN	5,597,915	6,508,654	16.27	7,875,367	12,913,365	63.97
CHINA	31,969,047	41,991,242	31.35	39,777,252	81,240,898	104.24
THAILAND	0	94,640	-	0	113,568	-
SINGAPORE	9,080,735	10,565,883	16.35	12,576,153	22,957,957	82.55
PHILIPPINES	1,854,720	3,310,131	78.47	2,370,070	6,398,181	169.96
MALAYSIA	4,000	1,395,159	34778.98	7,532	2,955,753	39142.6
MYANMAR (FORM. BURMA)	100,800	0	-100	114,408	0	-100
VIET NAM	861,315	1,644,538	90.93	1,039,044	3,162,506	204.37
INDIA	3,158,014	2,153,339	-31.81	3,882,033	4,137,961	6.59
PAKISTAN	872,904	694,400	-20.45	1,050,453	1,259,757	19.93
SRI LANKA	1,050,586	40,320	-96.16	1,336,222	61,690	-95.38
IRAN (ISLAMIC REPUBLIC OF)	863,171	1,946,250	125.48	1,025,108	3,866,872	277.22
JORDAN	0	100,800	-	0	186,480	-

TABEL 5. PERKEMBANGAN EKSPOR INDONESIA MENURUT KOMODITI DAN NEGARA TUJUAN

JENIS BARANG	BERAT BERSIH (KG)		PERUB	NILAI FOB (US \$)		PERUB
	JAN-OKT 2005	JAN-OKT 2006	%	JAN-OKT 2005	JAN-OKT 2006	%
(1)	(2)	(3)	(4)	(5)	(6)	(7)
OMAN	0	27	-	0	80	-
TURKEY	1,162,025	982,143	-15.48	1,394,441	1,907,425	36.79
EGYPT	1,128,960	2,116,800	87.5	1,616,776	4,211,850	160.51
ALGERIA	0	42,840	-	0	88,036	-
KENYA	415,200	443,520	6.82	532,592	843,252	58.33
SAINT HELENA	0	91,530	-	0	194,044	-
SOUTH AFRICA	11,064,954	6,587,519	-40.47	13,613,089	12,455,998	-8.5
MAURITIUS	0	590	-	0	1,026	-
AUSTRALIA	4,153,183	2,076,546	-50	5,038,992	3,986,041	-20.9
NEW ZEALAND	2,298,240	584,719	-74.56	2,807,602	1,111,514	-60.41
NEW CALEDONIA	1	0	-100	5	0	-100
UNITED STATES	25,331,750	27,013,238	6.64	32,833,725	51,076,920	55.56
CANADA	9,686,348	9,397,915	-2.98	11,891,660	18,067,110	51.93
MEXICO	6,249,601	3,004,898	-51.92	7,623,951	5,596,731	-26.59
CHILE	1,374,840	861,318	-37.35	1,672,552	1,610,651	-3.7
VENEZUELA	5,523,839	3,487,680	-36.86	6,746,467	6,447,058	-4.44
ARGENTINA	2,338,559	481,680	-79.4	2,809,325	874,872	-68.86
BRAZIL	4,258,107	3,135,384	-26.37	5,253,112	6,112,888	16.37
COLOMBIA	2,197,440	262,080	-88.07	2,561,650	532,153	-79.23
PERU	823,042	337,157	-59.04	1,000,724	699,260	-30.12
COSTA RICA	766,080	120,960	-84.21	911,895	219,240	-75.96
BARBADOS	0	360	-	0	1,332	-
FRENCH POLYNESIA	46	0	-100	168	0	-100
MARTINIQUE	0	367	-	0	2,125	-
GUADELOUPE	0	2,285	-	0	10,774	-
UNITED KINGDOM	9,036,269	9,571,198	5.92	11,100,670	17,765,552	60.04
NETHERLANDS	9,505,196	7,460,481	-21.51	11,314,639	13,792,734	21.9
FRANCE	3,095,574	1,740,889	-43.76	3,700,805	3,555,987	-3.91
GERMANY, FED. REP. OF	2,767,355	8,173,723	195.36	3,523,840	16,026,963	354.82
BELGIUM	18,042,240	18,773,836	4.05	21,945,581	34,773,815	58.45
SWITZERLAND	2	1	-50	55	14	-74.55
LUXEMBOURG	241,920	0	-100	280,627	0	-100
IRELAND	128,520	0	-100	175,344	0	-100
ITALY	1,052,100	1,820,700	73.05	1,282,513	2,937,998	129.08
SPAIN	1,631,362	4,788,386	193.52	2,092,351	8,957,044	328.09
PORTUGAL	0	20,160	-	0	47,555	-
GREECE	100,800	584,640	480	126,856	1,239,460	877.06
HUNGARY	128,520	42,840	-66.67	153,606	76,041	-50.5
POLAND	10,477,416	9,709,931	-7.33	12,670,930	17,421,399	37.49
ROMANIA	471,240	463,680	-1.6	556,808	868,201	55.92
YUGOSLAVIA	120,960	20,160	-83.33	150,632	37,901	-74.84
BELARUS	0	382,970	-	0	750,294	-
UKRAINE	1,872,086	2,334,122	24.68	2,347,935	4,904,252	108.88
GEORGIA	38,400	0	-100	50,592	0	-100
SLOVENIA	2,601,618	742,740	-71.45	3,142,704	1,393,843	-55.65
CZECH REPUBLIC	0	20,160	-	0	42,134	-
RUSSIA FEDERATION	1,803,490	2,197,573	21.85	2,386,974	4,520,948	89.4
-CRUMB RUBBER	1,402,931,495	1,695,714,757	20.87	1,732,311,162	3,251,066,638	87.67
JAPAN	140,103,575	236,079,588	68.5	170,320,203	450,226,188	164.34
HONG KONG	581,150	784,212	34.94	714,811	1,650,870	130.95
KOREA, REPUBLIC OF	46,742,959	65,842,775	40.86	57,433,450	127,616,809	122.2
TAIWAN	8,166,543	11,599,202	42.03	10,180,340	22,720,760	123.18
CHINA	170,109,803	254,019,027	49.33	212,974,675	498,405,600	134.02
MONGOLIA	0	100,800	-	0	192,598	-
SINGAPORE	89,664,477	106,549,315	18.83	107,282,254	198,949,231	85.44
PHILIPPINES	151,200	241,920	60	179,247	569,662	217.81
MALAYSIA	1,733,645	3,631,214	109.46	1,938,684	7,174,324	270.06
VIET NAM	4,838,640	25,667,807	430.48	6,197,711	50,721,342	718.39
INDIA	14,167,590	21,118,742	49.06	16,840,358	40,761,497	142.05
PAKISTAN	3,911,040	4,274,108	9.28	4,838,877	8,176,896	68.98
SRI LANKA	1,445,817	403,200	-72.11	1,661,082	737,676	-55.59
IRAN (ISLAMIC REPUBLIC OF)	1,030,680	15,200,632	1374.82	1,370,460	31,901,318	2227.78
SAUDI ARABIA	60,480	0	-100	68,916	0	-100
YEMEN	0	40,320	-	0	106,445	-
TURKEY	21,563,133	22,024,897	2.14	27,746,949	43,161,413	55.55
UNITED ARAB EMIRATES	60,480	80,640	33.33	80,741	143,942	78.28
EGYPT	120,960	0	-100	164,506	0	-100
TUNISIA	403,200	1,552,320	285	583,978	3,243,773	455.46
ALGERIA	128,520	278,460	116.67	174,183	536,077	207.77
ETHIOPIA	302,400	0	-100	356,398	0	-100
TANZANIA, UNITED REPUBLIC OF	100,800	0	-100	118,613	0	-100
KENYA	866,879	564,480	-34.88	1,031,984	996,965	-3.39

TABEL 5. PERKEMBANGAN EKSPOR INDONESIA MENURUT KOMODITI DAN NEGARA TUJUAN

JENIS BARANG	BERAT BERSIH (KG)		PERUB	NILAI FOB (US \$)		PERUB
	JAN-OKT 2005	JAN-OKT 2006	%	JAN-OKT 2005	JAN-OKT 2006	%
(1)	(2)	(3)	(4)	(5)	(6)	(7)
SIERRA LEONE	42,840	0	-100	51,408	0	-100
MAURITANIA	0	120,960	-	0	201,049	-
DJIBOUTI	1,108,800	0	-100	1,331,668	0	-100
SOUTH AFRICA	16,725,708	18,039,354	7.85	21,009,182	34,544,231	64.42
ZIMBABWE	40,320	0	-100	48,666	0	-100
AUSTRALIA	8,305,861	10,079,998	21.36	10,152,167	18,837,273	85.55
NEW ZEALAND	2,076,480	2,825,398	36.07	2,625,319	5,363,852	104.31
TONGA	20,160	0	-100	33,143	0	-100
EAST TIMOR	120,960	42,840	-64.58	179,625	68,944	-61.62
UNITED STATES	529,829,907	501,353,260	-5.37	650,789,081	939,783,055	44.41
CANADA	51,373,141	48,168,052	-6.24	64,493,832	92,535,389	43.48
OTH NORTH AMERICA	342,720	0	-100	387,273	0	-100
MEXICO	18,492,319	21,015,677	13.65	22,946,103	40,866,597	78.1
CHILE	6,047,997	6,452,915	6.7	7,145,909	11,807,227	65.23
VENEZUELA	6,813,580	8,170,879	19.92	8,123,763	15,748,504	93.86
ARGENTINA	14,544,620	21,446,532	47.45	18,017,365	41,026,674	127.71
BRAZIL	43,629,973	40,683,102	-6.75	54,028,470	80,612,918	49.2
COLOMBIA	15,546,715	15,502,878	-0.28	19,383,575	29,867,023	54.08
ECUADOR	4,354,568	4,354,560	0	5,238,630	8,358,742	59.56
PERU	2,744,388	2,667,840	-2.79	3,299,765	4,929,365	49.39
DOMINICAN REPUBLIC	0	80,640	-	0	154,224	-
COSTA RICA	201,600	439,116	117.82	239,005	746,600	212.38
NORFOLK ISLANDS	200,600	403,200	101	231,113	928,850	301.9
UNITED KINGDOM	5,419,140	9,313,409	71.86	6,625,514	17,647,979	166.36
NETHERLANDS	13,637,138	16,144,675	18.39	16,861,191	30,302,969	79.72
FRANCE	24,558,089	34,446,574	40.27	30,154,466	67,728,074	124.6
GERMANY, FED. REP. OF	49,540,674	61,116,694	23.37	62,597,985	119,100,267	90.26
AUSTRIA	0	120,960	-	0	193,330	-
BELGIUM	5,313,714	10,961,074	106.28	6,555,014	21,996,548	235.57
LUXEMBOURG	3,669,120	4,294,080	17.03	5,111,107	8,466,841	65.66
NORWAY	0	19,200	-	0	44,160	-
SWEDEN	1,028,160	1,209,600	17.65	1,262,577	2,405,612	90.53
IRELAND	299,880	364,140	21.43	408,551	678,914	66.18
ITALY	15,067,077	18,476,634	22.63	19,324,610	36,614,263	89.47
SPAIN	18,521,435	29,695,676	60.33	22,583,216	57,560,757	154.88
PORTUGAL	0	221,760	-	0	450,587	-
GREECE	2,943,360	1,533,360	-47.9	3,850,955	2,858,198	-25.78
HUNGARY	1,780,488	1,338,120	-24.85	2,141,868	2,513,135	17.33
POLAND	12,650,058	11,970,297	-5.37	15,701,348	23,450,325	49.35
ROMANIA	6,088,320	8,162,275	34.06	7,488,051	16,467,245	119.91
BULGARIA	20,160	0	-100	24,293	0	-100
YUGOSLAVIA	504,000	322,558	-36	629,068	660,834	5.05
UKRAINE	1,310,397	109,836	-91.62	1,539,471	218,024	-85.84
SLOVAKIA	0	1,260	-	0	2,375	-
SLOVENIA	10,891,300	11,605,320	6.56	16,308,326	22,377,467	37.21
CZECH REPUBLIC	161,279	342,720	112.5	204,827	751,805	267.04
RUSSIA FEDERATION	710,478	2,043,675	187.65	925,242	4,203,026	354.26
-CREPE	9,731,178	3,652,860	-62.46	12,423,955	6,863,931	-44.75
JAPAN	325	0	-100	11,393	0	-100
HONG KONG	7	0	-100	129	0	-100
KOREA, REPUBLIC OF	114,395	2	-100	165,072	2	-100
TAIWAN	987,840	161,280	-83.67	1,209,583	326,908	-72.97
CHINA	6,370,559	1,814,400	-71.52	8,244,896	3,471,640	-57.89
SINGAPORE	236	2,551	980.93	1,388	1,824	31.41
MALAYSIA	62	0	-100	20	0	-100
VIET NAM	201,869	60,959	-69.8	291,157	108,135	-62.86
INDIA	100,800	0	-100	120,960	0	-100
PAKISTAN	80,640	0	-100	93,950	0	-100
SRI LANKA	100,800	0	-100	117,855	0	-100
SOUTH AFRICA	0	584,640	-	0	1,029,723	-
AUSTRALIA	423,370	20,312	-95.2	517,402	47,077	-90.9
NEW CALEDONIA	0	345	-	0	335	-
UNITED STATES	974,733	665,280	-31.75	1,270,045	1,234,064	-2.83
CANADA	161,314	20	-99.99	201,698	53	-99.97
MEXICO	3	0	-100	18	0	-100
BRAZIL	722	0	-100	2,178	0	-100
FRENCH POLYNESIA	29	1	-96.55	36	25	-30.56
GUADELOUPE	36	0	-100	494	0	-100
UNITED KINGDOM	15	3	-80	386	62	-83.94
NETHERLANDS	0	3	-	0	32	-
FRANCE	86,743	109	-99.87	105,433	264	-99.75
GERMANY, FED. REP. OF	12,000	0	-100	14,040	0	-100

TABEL 5. PERKEMBANGAN EKSPOR INDONESIA MENURUT KOMODITI DAN NEGARA TUJUAN

JENIS BARANG	BERAT BERSIH (KG)		PERUB	NILAI FOB (US \$)		PERUB
	JAN-OKT 2005	JAN-OKT 2006	%	JAN-OKT 2005	JAN-OKT 2006	%
(1)	(2)	(3)	(4)	(5)	(6)	(7)
AUSTRIA	8	0	-100	43	0	-100
BELGIUM	8	40,320	503900	241	77,112	31896.68
SWITZERLAND	23	0	-100	409	0	-100
DENMARK	0	154	-	0	334	-
NORWAY	172	0	-100	615	0	-100
ITALY	2,382	100,800	4131.74	224	191,016	85175
SPAIN	1,781	28	-98.43	2,782	162	-94.18
PORTUGAL	306	53	-82.68	2,008	187	-90.69
RUSSIA FEDERATION	110,000	201,600	83.27	49,500	374,976	657.53
-BUNGKIL KELAPA	267,044,227	210,650,107	-21.12	21,870,111	12,987,911	-40.61
JAPAN	675,000	342,000	-49.33	56,630	66,225	16.94
KOREA, REPUBLIC OF	125,243,741	105,383,103	-15.86	10,457,677	5,740,879	-45.1
TAIWAN	14,431,560	1,310,638	-90.92	982,956	137,067	-86.06
CHINA	74,043	19,663,460	26456.81	4,391	1,136,514	25782.81
PHILIPPINES	0	2,000	-	0	1,500	-
MALAYSIA	302,986	65,000	-78.55	34,439	2,582	-92.5
BRUNEI DARUSSALAM	0	669	-	0	2,191	-
VIET NAM	6,362,140	21,691,214	240.94	740,789	1,346,392	81.75
INDIA	65,580,294	18,540,099	-71.73	5,038,523	1,309,808	-74
PAKISTAN	0	634,550	-	0	103,205	-
IRAN (ISLAMIC REPUBLIC OF)	0	2	-	0	5	-
MADAGASCAR	72,520	0	-100	31,909	0	-100
AUSTRALIA	236,475	0	-100	17,011	0	-100
NEW ZEALAND	0	2,640,000	-	0	207,240	-
UNITED STATES	82,000	0	-100	93,480	0	-100
UNITED KINGDOM	22,900	0	-100	19,318	0	-100
NETHERLANDS	51,324,968	35,953,854	-29.95	4,127,898	2,549,029	-38.25
FRANCE	0	18,400	-	0	14,806	-
GERMANY, FED. REP. OF	2,588,000	4,150,000	60.36	186,390	270,150	44.94
BELGIUM	44,000	0	-100	49,720	0	-100
ITALY	3,600	0	-100	28,980	0	-100
GREECE	0	255,118	-	0	100,318	-
-DEDAK/BEKATUL	290,189,247	367,183,985	26.53	27,488,054	34,642,863	26.03
JAPAN	26,745,309	24,461,215	-8.54	2,507,372	2,011,239	-19.79
KOREA, REPUBLIC OF	187,950,830	206,233,425	9.73	17,738,517	19,354,704	9.11
TAIWAN	102,597	3,572,400	3381.97	5,355	321,916	5911.5
THAILAND	216,000	506,000	134.26	30,634	70,215	129.21
SINGAPORE	0	5,514	-	0	39,819	-
PHILIPPINES	1,500	23,599,999	1573233.27	615	2,315,525	376408.13
MALAYSIA	2,162,283	1,685,673	-22.04	289,764	171,737	-40.73
VIET NAM	73,010,214	107,003,479	46.56	6,913,369	10,345,757	49.65
AUSTRALIA	288	0	-100	978	0	-100
GERMANY, FED. REP. OF	226	0	-100	1,450	0	-100
SWITZERLAND	0	116,280	-	0	11,951	-
-LAINNYA	1,437,615,289	1,612,202,870	12.14	72,198,023	94,360,569	30.7
JAPAN	18,746,695	15,396,205	-17.87	3,891,737	3,817,594	-1.91
HONG KONG	22,300	437	-98.04	8,643	7,095	-17.91
KOREA, REPUBLIC OF	250,065,387	169,851,262	-32.08	10,376,226	8,918,562	-14.05
TAIWAN	1,824,082	1,921,250	5.33	166,004	285,259	71.84
CHINA	476,962	4,488,154	840.99	162,880	419,126	157.32
THAILAND	50,738,485	79,006,633	55.71	2,661,946	3,587,628	34.77
SINGAPORE	28,089,716	294,823	-98.95	1,108,769	199,028	-82.05
PHILIPPINES	6,829,241	11,312,091	65.64	369,213	638,659	72.98
MALAYSIA	11,332,650	4,038,013	-64.37	1,128,638	2,017,160	78.73
MYANMAR (FORM. BURMA)	51,000	34,000	-33.33	16,762	10,827	-35.41
BRUNEI DARUSSALAM	21,058	1,650	-92.16	28,689	13,776	-51.98
VIET NAM	33,662,883	69,121,601	105.33	2,422,406	4,287,970	77.01
INDIA	4,204,025	3,629,748	-13.66	2,042,301	1,515,157	-25.81
PAKISTAN	292,952	340,325	16.17	77,603	67,134	-13.49
BANGLADESH	1,260,250	4,342,000	244.53	473,140	1,516,740	220.57
SRI LANKA	84,000	0	-100	11,760	0	-100
SAUDI ARABIA	619	11,000,750	1777080.94	876	589,003	67137.79
JORDAN	104,000	0	-100	86,775	0	-100
UNITED ARAB EMIRATES	26,000	0	-100	24,830	0	-100
BAHRAIN	0	13,000	-	0	9,225	-
EGYPT	477,295	511,320	7.13	350,263	102,264	-70.8
TUNISIA	0	2,074,250	-	0	82,970	-
NIGERIA	845,600	1,340,000	58.47	426,344	667,600	56.59
SOUTH AFRICA	273,248	559,000	104.58	249,692	448,270	79.53
AUSTRALIA	6,391,121	4,498,272	-29.62	1,492,630	1,229,369	-17.64

TABEL 5. PERKEMBANGAN EKSPOR INDONESIA MENURUT KOMODITI DAN NEGARA TUJUAN

JENIS BARANG	BERAT BERSIH (KG)		PERUB	NILAI FOB (US \$)		PERUB
	JAN-OKT 2005	JAN-OKT 2006	%	JAN-OKT 2005	JAN-OKT 2006	%
(1)	(2)	(3)	(4)	(5)	(6)	(7)
NEW ZEALAND	0	80,594,118	-	0	5,180,976	-
EAST TIMOR	61,099	193	-99.68	7,255	28	-99.61
UNITED STATES	13,306	58,966	343.15	164,704	250,774	52.26
CHILE	12,250	0	-100	10,596	0	-100
BRAZIL	53,216	1,500	-97.18	62,843	315	-99.5
BOLIVIA	3	0	-100	50	0	-100
UNITED KINGDOM	100,115	169,000	68.81	94,768	130,535	37.74
NETHERLANDS	875,083,521	960,363,234	9.75	38,669,846	50,399,637	30.33
GERMANY, FED. REP. OF	114,290,210	119,192,156	4.29	4,646,715	5,834,216	25.56
AUSTRIA	13,000	0	-100	11,669	0	-100
BELGIUM	0	3,140	-	0	34,181	-
NORWAY	0	13,000	-	0	8,888	-
IRELAND	13,000	13,000	0	13,650	12,350	-9.52
ITALY	32,000,000	67,557,773	111.12	793,000	1,708,580	115.46
SPAIN	78,000	52,000	-33.33	72,270	37,520	-48.08
PORTUGAL	26,000	13,000	-50	23,130	11,830	-48.85
POLAND	0	234,000	-	0	199,420	-
UKRAINE	0	26,000	-	0	19,873	-
LITHUANIA	0	13,000	-	0	8,869	-
CZECH REPUBLIC	0	77,000	-	0	59,008	-
RUSSIA FEDERATION	52,000	47,006	-9.6	49,400	33,153	-32.89
-MINYAK NILAM	2,199,369	2,308,507	4.96	37,030,583	35,448,745	-4.27
JAPAN	25,478	66,148	159.63	130,733	500,444	282.8
HONG KONG	1,681	4,306	156.16	9,649	81,566	745.33
KOREA, REPUBLIC OF	0	73	-	0	867	-
TAIWAN	29	384	1224.14	846	9,129	979.08
CHINA	107,299	121,900	13.61	535,162	608,232	13.65
THAILAND	498	582	16.87	3,030	4,820	59.08
SINGAPORE	888,577	824,695	-7.19	14,623,308	12,269,741	-16.09
PHILIPPINES	57,664	423	-99.27	177,890	12,845	-92.78
MALAYSIA	1,092	469	-57.05	11,063	2,280	-79.39
BRUNEI DARUSSALAM	0	580	-	0	3,920	-
INDIA	150,133	237,660	58.3	1,542,759	2,692,492	74.52
PAKISTAN	0	16,024	-	0	319,975	-
BANGLADESH	1,000	0	-100	6,903	0	-100
TURKEY	16,320	4,632	-71.62	73,278	25,784	-64.81
UNITED ARAB EMIRATES	2,599	47,310	1720.32	85,027	945,875	1012.44
BAHRAIN	0	400	-	0	9,680	-
KENYA	0	180	-	0	220	-
REUNION	68	0	-100	65	0	-100
SOUTH AFRICA	4,117	7,929	92.59	19,352	47,200	143.9
AUSTRALIA	1,133	1,150	1.5	32,440	41,242	27.13
NEW ZEALAND	880	0	-100	6,068	0	-100
NEW CALEDONIA	53	0	-100	46	0	-100
UNITED STATES	264,338	293,472	11.02	4,704,296	4,798,676	2.01
CANADA	9,956	379	-96.19	66,194	9,980	-84.92
MEXICO	400	3,530	782.5	1,648	17,832	982.04
CHILE	1,100	2,000	81.82	14,980	23,800	58.88
ARGENTINA	400	800	100	7,865	16,945	115.45
BRAZIL	2,906	7,350	152.92	36,257	83,477	130.24
UNITED KINGDOM	82,217	35,772	-56.49	1,813,214	757,092	-58.25
NETHERLANDS	183,875	178,624	-2.86	4,464,381	3,622,774	-18.85
FRANCE	141,624	178,148	25.79	3,473,179	3,454,250	-0.55
GERMANY, FED. REP. OF	58,567	61,765	5.46	1,281,234	1,259,481	-1.7
BELGIUM	0	600	-	0	142,200	-
SWITZERLAND	111,398	126,551	13.6	2,181,784	2,181,658	-0.01
SWEDEN	6	0	-100	53	0	-100
IRELAND	0	1	-	0	890	-
ITALY	100	2,200	2100	650	48,063	7294.31
SPAIN	83,861	77,470	-7.62	1,727,229	1,448,815	-16.12
RUSSIA FEDERATION	0	5,000	-	0	6,500	-
-MINYAK ATSIRI LAINNYA	1,061,989	1,017,166	-4.22	15,980,142	15,573,599	-2.54
JAPAN	4,157	3,945	-5.1	384,203	248,513	-35.32
HONG KONG	2,994	2,766	-7.62	5,816	7,503	29.01
KOREA, REPUBLIC OF	0	540	-	0	3,105	-
TAIWAN	597	294	-50.75	8,424	7,348	-12.77
CHINA	93,965	12,125	-87.1	283,133	80,760	-71.48
THAILAND	6,940	6,732	-3	60,634	56,857	-6.23
SINGAPORE	295,750	441,441	49.26	2,499,220	3,659,842	46.44
MALAYSIA	32,133	3,676	-88.56	87,250	40,290	-53.82
BRUNEI DARUSSALAM	2,804	7,346	161.98	16,771	36,374	116.89

TABEL 5. PERKEMBANGAN EKSPOR INDONESIA MENURUT KOMODITI DAN NEGARA TUJUAN

JENIS BARANG	BERAT BERSIH (KG)		PERUB	NILAI FOB (US \$)		PERUB
	JAN-OKT 2005	JAN-OKT 2006	%	JAN-OKT 2005	JAN-OKT 2006	%
(1)	(2)	(3)	(4)	(5)	(6)	(7)
MALDIVES	34	58	70.59	1,012	2,587	155.63
INDIA	54,797	68,222	24.5	422,452	760,349	79.98
PAKISTAN	1,409	698	-50.46	25,730	31,800	23.59
BANGLADESH	379	0	-100	381	0	-100
SRI LANKA	0	500	-	0	8,300	-
SAUDI ARABIA	7,793	878	-88.73	14,049	2,011	-85.69
TURKEY	20,340	52,996	160.55	85,225	280,471	229.09
UNITED ARAB EMIRATES	10,837	11,280	4.09	73,558	52,610	-28.48
NIGERIA	0	866	-	0	3,330	-
COTE D'IVOIRE	0	1,922	-	0	15,358	-
BENIN	0	1,427	-	0	2,669	-
SOUTH AFRICA	575	23	-96	15,286	100	-99.35
MAURITIUS	148	254	71.62	200	643	221.5
AUSTRALIA	26,989	901	-96.66	136,590	14,805	-89.16
NEW ZEALAND	467	0	-100	3,144	0	-100
PALAU	0	1	-	0	26	-
NORTHERN MARIANA ISLANDS	100	0	-100	738	0	-100
BRITISH INDIAN OCEAN TERRITOR'	1,240	0	-100	2,014	0	-100
AMERICAN SAMOA	0	1,003	-	0	1,031	-
TONGA	0	3,503	-	0	4,315	-
EAST TIMOR	0	4,380	-	0	3,080	-
UNITED STATES	299,082	229,270	-23.34	7,950,039	7,495,783	-5.71
CANADA	1,199	365	-69.56	9,141	11,700	27.99
MEXICO	56,030	14,000	-75.01	229,673	68,900	-70
BRAZIL	1,294	1,903	47.06	35,143	43,185	22.88
ANGUILLA	1	0	-100	2	0	-100
FRENCH POLYNESIA	57	62	8.77	45	200	344.44
UNITED KINGDOM	31,230	70,300	125.1	798,548	869,657	8.9
NETHERLANDS	6,435	12,832	99.41	146,487	221,564	51.25
FRANCE	30,172	19,175	-36.45	1,078,627	736,882	-31.68
GERMANY, FED. REP. OF	35,092	15,214	-56.65	940,677	343,113	-63.52
BELGIUM	0	234	-	0	59,379	-
SWITZERLAND	13,451	6,261	-53.45	259,160	234,760	-9.42
IRELAND	209	0	-100	15,867	0	-100
ITALY	195	18	-90.77	5,920	11,573	95.49
SPAIN	12,997	19,054	46.6	245,605	149,165	-39.27
GREECE	150	561	274	537	3,276	510.06
POLAND	0	140	-	0	385	-
UKRAINE	5,000	0	-100	137,687	0	-100
CZECH REPUBLIC	4,947	0	-100	1,154	0	-100
-WANGI-WANGIAN DARI MINYAK AT	44,958,301	39,706,763	-11.68	120,865,151	122,349,474	1.23
JAPAN	2,524,803	2,115,294	-16.22	8,380,921	6,809,019	-18.76
HONG KONG	660,021	800,497	21.28	3,616,044	5,107,048	41.23
KOREA, REPUBLIC OF	93,964	189,239	101.4	568,334	973,140	71.23
TAIWAN	2,179,721	2,607,498	19.63	2,715,099	2,761,957	1.73
CHINA	760,684	1,214,671	59.68	2,228,675	1,467,681	-34.15
MONGOLIA	0	20,449	-	0	136,969	-
MACAU	0	3,699	-	0	9,057	-
PAPUA NEW GUINEA	250,791	256,039	2.09	507,760	756,846	49.06
THAILAND	3,185,397	3,752,740	17.81	21,572,305	23,805,933	10.35
SINGAPORE	3,179,711	2,169,345	-31.78	12,131,368	9,139,645	-24.66
PHILIPPINES	3,661,487	1,414,416	-61.37	11,643,969	8,791,276	-24.5
MALAYSIA	7,741,444	8,584,121	10.89	14,690,117	21,359,420	45.4
MYANMAR (FORM. BURMA)	56,970	16,958	-70.23	482,329	203,701	-57.77
CAMBODIA	25,463	972	-96.18	55,655	1,642	-97.05
BRUNEI DARUSSALAM	314,087	304,573	-3.03	1,145,752	1,016,213	-11.31
NEPAL	40,504	800	-98.02	23,228	12,960	-44.21
VIET NAM	5,624,162	1,347,610	-76.04	6,598,779	5,688,321	-13.8
MALDIVES	394,668	535,764	35.75	578,180	953,433	64.9
INDIA	458,655	582,077	26.91	1,017,120	1,153,082	13.37
PAKISTAN	996,342	719,495	-27.79	1,818,104	1,676,733	-7.78
BANGLADESH	55,022	13,734	-75.04	103,165	33,079	-67.94
SRI LANKA	108,472	108,801	0.3	459,031	140,372	-69.42
AFGHANISTAN	6,521	99,991	1433.37	10,826	150,971	1294.52
IRAQ	44,343	37,937	-14.45	92,913	84,746	-8.79
IRAN (ISLAMIC REPUBLIC OF)	73,755	53,555	-27.39	242,476	224,548	-7.39
SAUDI ARABIA	566,949	397,463	-29.89	1,203,743	611,401	-49.21
KUWAIT	282,707	1,561	-99.45	11,189	34,357	207.06
JORDAN	126,518	65,447	-48.27	284,415	178,650	-37.19
LEBANON	9,821	13,222	34.63	41,524	40,245	-3.08
PALESTINA	0	1,498	-	0	27,121	-
YEMEN	466,394	650,271	39.43	881,240	1,188,069	34.82

TABEL 5. PERKEMBANGAN EKSPOR INDONESIA MENURUT KOMODITI DAN NEGARA TUJUAN

JENIS BARANG	BERAT BERSIH (KG)		PERUB	NILAI FOB (US \$)		PERUB
	JAN-OKT 2005	JAN-OKT 2006	%	JAN-OKT 2005	JAN-OKT 2006	%
(1)	(2)	(3)	(4)	(5)	(6)	(7)
OMAN	112,688	0	-100	265,421	0	-100
SYRIA ARAB REPUBLIC	21,727	0	-100	95,576	0	-100
TURKEY	2,587	0	-100	3,549	0	-100
UNITED ARAB EMIRATES	6,570,444	5,899,895	-10.21	17,720,042	15,278,087	-13.78
QATAR	8,359	1,298	-84.47	14,645	3,476	-76.26
BAHRAIN	635	150	-76.38	1,523	5	-99.67
CYPRUS	0	13,810	-	0	37,782	-
EGYPT	25	20,939	83656	90	68,529	76043.33
LIBYAN ARAB JAMAHIRIYA	96,605	63,443	-34.33	205,669	118,641	-42.31
MOROCCO	0	39,142	-	0	92,478	-
SUDAN	54,956	38,272	-30.36	177,421	120,619	-32.02
ERITREA	3,599	0	-100	10,282	0	-100
NAMIBIA	0	4,536	-	0	6,999	-
TANZANIA, UNITED REPUBLIC OF	40,137	230,127	473.35	64,470	387,848	501.59
MADAGASCAR	64,263	34,323	-46.59	269,823	72,377	-73.18
KENYA	863,350	1,050,861	21.72	1,335,569	1,644,246	23.11
REUNION	409	1,891	362.35	1,143	3,473	203.85
MOZAMBIQUE	120,724	3,073	-97.45	390,633	10,526	-97.31
EQUATORIAL GUINEA	12,001	25,409	111.72	18,232	36,206	98.58
TOGO	1,880	17,795	846.54	1,792	14,548	711.83
GHANA	57,100	151,412	165.17	139,916	290,203	107.41
GUINEA	4,113	0	-100	4,317	0	-100
ANGOLA	97,065	80,035	-17.54	221,481	141,402	-36.16
CAMEROON	8,796	25,317	187.82	20,904	31,908	52.64
NIGERIA	114,048	73,845	-35.25	287,963	167,096	-41.97
SIERRA LEONE	0	7,162	-	0	39,315	-
GABON	16,724	25,583	52.97	40,740	66,327	62.81
COTE D'IVOIRE	7,331	6,411	-12.55	14,747	13,899	-5.75
SENEGAL	121,413	155,810	28.33	121,141	175,660	45
BENIN	82,142	250,566	205.04	170,900	646,454	278.26
BURKINA FASO	2,053	9,250	350.56	1,872	8,654	362.29
GAMBIA	21,191	16,063	-24.2	64,161	54,998	-14.28
U.S. VIRGIN ISLANDS	6	0	-100	14	0	-100
SEYCHELLES	52,082	65,413	25.6	87,443	100,447	14.87
UGANDA	111,544	131,410	17.81	156,050	172,116	10.3
CENTRAL AFRICAN REPUBLIC	23,290	6,543	-71.91	52,107	10,090	-80.64
NIGER	1,148	196	-82.93	843	313	-62.87
CHAD	2,236	793	-64.53	1,740	718	-58.74
DJIBOUTI	56,349	96,399	71.07	89,490	158,944	77.61
SAINT HELENA	0	124	-	0	110	-
SAO TOME AND PRINCIPE	1,396	4,201	200.93	1,790	3,294	84.02
SOUTH AFRICA	12,978	12,657	-2.47	34,450	39,873	15.74
ZIMBABWE	0	9,790	-	0	12,460	-
ZAMBIA	13,980	0	-100	25,866	0	-100
MAURITIUS	169,256	152,700	-9.78	405,699	330,761	-18.47
AUSTRALIA	261,003	454,660	74.2	706,635	987,116	39.69
NEW ZEALAND	10,350	8,591	-17	28,763	24,131	-16.1
MICRONESIA, FEDERATED STATES	3,696	1,511	-59.12	27,261	5,555	-79.62
GUAM	1,392	3,366	141.81	9,626	23,331	142.37
PALAU	2,682	131	-95.12	7,044	457	-93.51
NEW CALEDONIA	7,583	521	-93.13	11,649	395	-96.61
NORTHERN MARIANA ISLANDS	11	0	-100	85	0	-100
VANUATU	53,082	69,950	31.78	72,693	109,500	50.63
WALLIS AND FUTUNA ISLANDS	241	0	-100	257	0	-100
AMERICAN SAMOA	31	115	270.97	180	1,638	810
COOK ISLANDS	7,516	32,946	338.34	9,840	25,393	158.06
FIJI	79,031	73,879	-6.52	191,604	216,153	12.81
KIRIBATI	12,792	20,527	60.47	14,291	27,610	93.2
SAMOA	22,391	23,264	3.9	30,104	35,911	19.29
SOLOMON ISLANDS	108,923	58,820	-46	248,093	148,185	-40.27
TONGA	44,061	61,965	40.63	45,174	89,894	98.99
TUVALU	5,280	0	-100	5,960	0	-100
EAST TIMOR	443,707	86,861	-80.42	386,366	116,006	-69.98
UNITED STATES	182,327	221,888	21.7	1,065,535	882,841	-17.15
CANADA	27,113	38,774	43.01	65,786	88,847	35.05
MEXICO	495	6	-98.79	762	40	-94.75
GUATEMALA	0	27	-	0	1,803	-
PANAMA	0	2,224	-	0	1,225	-
SURINAME	3,993	2,986	-25.22	8,562	8,579	0.2
CHILE	169	1,178	597.04	254	2,957	1064.17
VENEZUELA	329	15	-95.44	821	34	-95.86
ARGENTINA	100	0	-100	2,020	0	-100
BRAZIL	24,114	212	-99.12	36,372	4,991	-86.28

TABEL 5. PERKEMBANGAN EKSPOR INDONESIA MENURUT KOMODITI DAN NEGARA TUJUAN

JENIS BARANG	BERAT BERSIH (KG)		PERUB	NILAI FOB (US \$)		PERUB
	JAN-OKT 2005	JAN-OKT 2006	%	JAN-OKT 2005	JAN-OKT 2006	%
	(1)	(2)	(3)	(4)	(5)	(6)
COLOMBIA	25	0	-100	345	0	-100
BAHAMAS	0	38	-	0	120	-
JAMAICA	27	101	274.07	700	2,334	233.43
PUERTO RICO	44	0	-100	54	0	-100
BELIZE	2,446	0	-100	5,295	0	-100
DOMINICAN REPUBLIC	477	0	-100	495	0	-100
BARBADOS	8,115	7,348	-9.45	15,757	9,899	-37.18
ANGUILLA	0	2	-	0	53	-
CAPE VERDE	11,514	17,339	50.59	20,369	43,243	112.3
DOMINICA	431	0	-100	377	0	-100
FRENCH POLYNESIA	6,858	424	-93.82	4,094	800	-80.46
MARTINIQUE	43	20	-53.49	223	124	-44.39
NETHERLANDS ANTILLES	0	724	-	0	1,785	-
TURKS AND CAICOS ISLANDS	576	0	-100	787	0	-100
GUADELOUPE	59	258	337.29	65	374	475.38
UNITED KINGDOM	313,063	840,715	168.54	880,990	2,039,373	131.49
NETHERLANDS	108,303	154,015	42.21	161,816	330,996	104.55
FRANCE	100,079	170,405	70.27	470,343	732,477	55.73
GERMANY, FED. REP. OF	31,075	58,992	89.84	134,363	146,169	8.79
AUSTRIA	234	815	248.29	4,935	36,385	637.28
BELGIUM	63,550	68,818	8.29	177,755	287,179	61.56
SWITZERLAND	744	2,539	241.26	5,303	18,661	251.9
DENMARK	4,832	20	-99.59	9,151	185	-97.98
NORWAY	182	0	-100	521	0	-100
SWEDEN	56	34	-39.29	345	269	-22.03
FINLAND	254	781	207.48	1,695	9,226	444.31
IRELAND	5,271	315	-94.02	17,925	2,306	-87.14
ITALY	70,878	270,434	281.55	127,475	425,496	233.79
SPAIN	8,890	10,741	20.82	20,230	116,395	475.36
PORTUGAL	814	0	-100	1,643	0	-100
ICELAND	58	0	-100	74	0	-100
GREECE	430	19,617	4462.09	1,519	39,568	2504.87
CZECHOSLOVAKIA	28,860	28,540	-1.11	57,496	85,948	49.49
HUNGARY	223	3,289	1374.89	403	55,580	13691.56
POLAND	346	104	-69.94	3,029	2,541	-16.11
BULGARIA	14	980	6900	16	6,898	43012.5
YUGOSLAVIA	322	1	-99.69	570	1	-99.82
UKRAINE	30,350	32,560	7.28	94,408	137,568	45.72
LITHUANIA	0	157	-	0	504	-
GEORGIA	9,526	0	-100	22,335	0	-100
MALTA	2,829	14,287	405.02	10,636	16,106	51.43
SLOVENIA	0	1,540	-	0	7,564	-
CZECH REPUBLIC	453	225	-50.33	2,916	3,410	16.94
RUSSIA FEDERATION	3,632	29,787	720.13	9,186	88,828	866.99
ROTAN OLAHAN	16,637,112	19,652,648	18.13	13,772,949	17,958,966	30.39
JAPAN	12,811	15,093	17.81	33,211	142,650	329.53
HONG KONG	4,870,798	3,062,970	-37.12	3,689,377	2,649,090	-28.2
KOREA, REPUBLIC OF	2,186	13,169	502.42	3,857	31,980	729.14
TAIWAN	919,593	490,530	-46.66	388,947	214,468	-44.86
CHINA	6,495,797	12,742,875	96.17	5,898,301	11,350,203	92.43
THAILAND	148,302	400,498	170.06	126,483	318,751	152.01
SINGAPORE	3,075,419	1,421,389	-53.78	2,064,434	1,173,513	-43.16
PHILIPPINES	7,275	7,499	3.08	4,729	6,355	34.38
MALAYSIA	212,489	145,209	-31.66	72,829	30,923	-57.54
VIET NAM	0	147,900	-	0	117,071	-
MALDIVES	338	936	176.92	6,662	13,707	105.75
INDIA	76,000	30,026	-60.49	73,480	33,028	-55.05
PAKISTAN	18,000	0	-100	15,840	0	-100
BANGLADESH	0	1,000	-	0	84	-
SRI LANKA	74,199	158,741	113.94	32,092	90,576	182.24
SAUDI ARABIA	0	20,700	-	0	57,350	-
KUWAIT	0	21,545	-	0	25,030	-
JORDAN	45,671	51,478	12.71	42,429	43,330	2.12
SYRIA ARAB REPUBLIC	16,500	0	-100	10,395	0	-100
TURKEY	0	15	-	0	6	-
UNITED ARAB EMIRATES	2,088	1,190	-43.01	9,976	7,817	-21.64
CYPRUS	1,265	5,843	361.9	3,383	28,889	753.95
TUNISIA	5,438	15,000	175.84	37,271	17,400	-53.31
GABON	63	0	-100	251	0	-100
SEYCHELLES	0	300	-	0	1,662	-
SWAZILAND	0	150	-	0	793	-
SOUTH AFRICA	38,940	117,602	202.01	26,325	92,360	250.85

TABEL 5. PERKEMBANGAN EKSPOR INDONESIA MENURUT KOMODITI DAN NEGARA TUJUAN

JENIS BARANG	BERAT BERSIH (KG)		PERUB	NILAI FOB (US \$)		PERUB
	JAN-OKT 2005	JAN-OKT 2006	%	JAN-OKT 2005	JAN-OKT 2006	%
(1)	(2)	(3)	(4)	(5)	(6)	(7)
MAURITIUS	13,989	10,358	-25.96	5,065	1,969	-61.13
AUSTRALIA	93,655	65,919	-29.62	140,657	130,863	-6.96
NEW ZEALAND	18,007	9,172	-49.06	34,163	21,659	-36.6
GUAM	78	163	108.97	195	2,645	1256.41
NEW CALEDONIA	1	85	8400	1	217	21600
VANUATU	0	1,253	-	0	1,506	-
COOK ISLANDS	60	0	-100	253	0	-100
FIJI	28	0	-100	50	0	-100
UNITED STATES	175,823	201,490	14.6	576,809	385,454	-33.17
CANADA	1,910	4,225	121.2	4,437	3,258	-26.57
MEXICO	0	13,495	-	0	25,795	-
GUATEMALA	205	0	-100	335	0	-100
CUBA	0	10,950	-	0	9,601	-
VENEZUELA	814	0	-100	755	0	-100
ARGENTINA	322	0	-100	339	0	-100
BRAZIL	0	13	-	0	136	-
COLOMBIA	0	8,616	-	0	9,947	-
URUGUAY	1,840	35	-98.1	3,125	150	-95.2
BAHAMAS	0	9,973	-	0	18,556	-
PUERTO RICO	0	3,823	-	0	12,966	-
ARUBA	5,250	0	-100	14,640	0	-100
FRENCH POLYNESIA	18	1,812	9966.67	72	4,790	6552.78
UNITED KINGDOM	521	11,792	2163.34	978	30,897	3059.2
NETHERLANDS	150	40,703	27035.33	450	61,799	13633.11
FRANCE	13,272	37,672	183.85	8,413	89,078	958.81
GERMANY, FED. REP. OF	179,260	185,526	3.5	208,543	320,216	53.55
AUSTRIA	0	469	-	0	1,019	-
BELGIUM	54,671	69	-99.87	137,215	641	-99.53
SWITZERLAND	0	484	-	0	2,464	-
DENMARK	0	106	-	0	143	-
NORWAY	0	463	-	0	4,953	-
SWEDEN	40	111	177.5	2	634	31600
FINLAND	7,612	312	-95.9	6,742	667	-90.11
ITALY	235	53,533	22680	2,295	84,528	3583.14
SPAIN	31,331	36,347	16.01	70,458	173,265	145.91
PORTUGAL	1,070	0	-100	5,279	0	-100
GREECE	29	1	-96.55	12	1	-91.67
UKRAINE	6,188	40,482	554.2	3,870	46,074	1090.54
LITHUANIA	41	0	-100	248	0	-100
CROATIA	0	10	-	0	32	-
SLOVAKIA	1,937	1	-99.95	2,477	12	-99.52
RUSSIA FEDERATION	5,583	31,527	464.7	4,799	65,995	1275.18
-MINYAK KELAPA SAWIT	8,673,527,518	9,992,388,914	15.21	3,142,801,484	3,879,497,055	23.44
JAPAN	2,282,569	10,183,450	346.14	1,430,781	4,771,732	233.51
HONG KONG	16,800,783	6,252,965	-62.78	6,602,661	2,743,696	-58.45
KOREA, REPUBLIC OF	2,084,072	9,236,927	343.22	1,207,162	3,757,709	211.28
TAIWAN	82,594	153,700	86.09	34,765	72,370	108.17
CHINA	1,118,829,620	1,525,736,377	36.37	409,167,963	603,752,924	47.56
MONGOLIA	107,216	0	-100	45,610	0	-100
MACAU	0	8,000,000	-	0	3,190,032	-
PAPUA NEW GUINEA	826,211	1,284,254	55.44	568,722	785,370	38.09
THAILAND	2,530,004	84,449	-96.66	927,008	41,364	-95.54
SINGAPORE	430,540,847	537,771,077	24.91	152,279,549	204,044,720	33.99
PHILIPPINES	34,489,188	54,706,658	58.62	16,254,790	24,217,933	48.99
MALAYSIA	420,166,361	581,837,751	38.48	145,842,398	208,658,833	43.07
MYANMAR (FORM. BURMA)	25,887,890	155,996,579	502.59	9,976,208	64,788,708	549.43
BRUNEI DARUSSALAM	205,028	392,262	91.32	127,023	233,104	83.51
NEPAL	0	1,500,000	-	0	154,226	-
VIET NAM	41,315,291	82,938,149	100.74	14,803,647	32,516,908	119.65
MALDIVES	836,722	995,534	18.98	532,200	628,961	18.18
INDIA	2,275,416,506	1,977,224,643	-13.1	800,717,825	750,120,264	-6.32
PAKISTAN	676,206,633	731,990,996	8.25	254,670,312	291,569,501	14.49
BANGLADESH	369,397,919	404,617,992	9.53	137,365,221	160,070,975	16.53
SRI LANKA	248,509,297	371,221,955	49.38	89,258,416	141,074,974	58.05
IRAQ	14,029,974	2,500,000	-82.18	5,505,828	962,500	-82.52
IRAN (ISLAMIC REPUBLIC OF)	168,743,304	103,274,156	-38.8	64,710,870	43,340,590	-33.02
SAUDI ARABIA	1,999,925	96,530,987	4726.73	802,469	36,751,250	4479.77
KUWAIT	35,448	10,627	-70.02	19,305	6,856	-64.49
JORDAN	153,425,645	228,130,225	48.69	57,301,772	90,452,807	57.85
YEMEN	29,435,910	45,718,489	55.32	10,796,357	18,978,521	75.79
OMAN	7,248,000	7,500,000	3.48	2,762,980	3,106,250	12.42
SYRIA ARAB REPUBLIC	12,562,146	5,230,424	-58.36	4,572,925	2,105,035	-53.97

TABEL 5. PERKEMBANGAN EKSPOR INDONESIA MENURUT KOMODITI DAN NEGARA TUJUAN

JENIS BARANG	BERAT BERSIH (KG)		PERUB	NILAI FOB (US \$)		PERUB
	JAN-OKT 2005	JAN-OKT 2006	%	JAN-OKT 2005	JAN-OKT 2006	%
(1)	(2)	(3)	(4)	(5)	(6)	(7)
TURKEY	173,723,342	243,342,515	40.07	64,073,856	98,424,727	53.61
UNITED ARAB EMIRATES	12,565,917	26,797,488	113.26	5,001,425	10,862,918	117.2
QATAR	38,665	104,220	169.55	20,563	55,236	168.62
EGYPT	144,848,649	308,780,389	113.17	51,731,740	130,976,694	153.18
LIBYAN ARAB JAMAHIRIYA	22,000	0	-100	9,900	0	-100
MOROCCO	8,789,474	6,799,436	-22.64	3,096,833	2,455,831	-20.7
TUNISIA	15,869,393	5,775,000	-63.61	6,032,337	2,319,562	-61.55
ALGERIA	85,397,472	62,731,163	-26.54	32,809,091	26,035,427	-20.65
SUDAN	9,404,752	16,520,548	75.66	3,719,175	6,366,960	71.19
ERITREA	0	55,626	-	0	39,039	-
ETHIOPIA	0	105,251	-	0	58,150	-
TANZANIA, UNITED REPUBLIC OF	172,535,107	125,008,899	-27.55	62,758,355	48,362,463	-22.94
MADAGASCAR	15,422,814	0	-100	6,073,359	0	-100
KENYA	14,311,121	0	-100	5,587,110	0	-100
MOZAMBIQUE	26,375,110	9,674,850	-63.32	10,093,174	4,154,273	-58.84
EQUATORIAL GUINEA	993,361	1,112,118	11.96	642,043	683,966	6.53
TOGO	469,267	3,612,256	669.77	257,333	1,714,295	566.18
GHANA	8,481,778	18,947,417	123.39	4,420,641	8,863,992	100.51
LIBERIA	749,679	98,179	-86.9	416,429	55,588	-86.65
GUINEA	10,111,354	267,678	-97.35	4,639,590	151,969	-96.72
ANGOLA	7,747,716	13,340,108	72.18	4,313,224	7,707,555	78.7
CONGO	1,108,648	4,202,218	279.04	599,815	2,287,500	281.37
CAMEROON	2,623,745	7,492,096	185.55	1,481,772	4,257,284	187.31
NIGERIA	424,475	33,830	-92.03	325,026	25,740	-92.08
SIERRA LEONE	2,495,945	422,167	-83.09	647,780	232,943	-64.04
GABON	3,937,694	3,746,532	-4.85	2,106,302	2,245,696	6.62
COTE D'IVOIRE	0	8,099,635	-	0	3,285,103	-
SENEGAL	8,757,865	6,221,473	-28.96	4,706,088	3,379,235	-28.19
MAURITANIA	6,232,320	1,646,000	-73.59	2,843,591	931,832	-67.23
BENIN	797,744	2,246,312	181.58	594,473	1,498,997	152.16
BURKINA FASO	500,000	999,433	99.89	80,000	329,812	312.27
GUINEA BISSAU	0	347,225	-	0	212,660	-
GAMBIA	972,126	1,797,597	84.91	516,916	997,862	93.04
CENTRAL AFRICAN REPUBLIC	135,832	0	-100	105,456	0	-100
DJIBOUTI	1,397,956	1,633,460	16.85	677,517	890,653	31.46
SAO TOME AND PRINCIPE	285,075	399,105	40	172,813	249,201	44.2
SOUTH AFRICA	106,504,559	87,227,019	-18.1	39,234,344	34,611,817	-11.78
COMOROS	343,420	422,030	22.89	210,391	246,940	17.37
MAURITIUS	2,110,039	1,775,149	-15.87	887,265	827,613	-6.72
AUSTRALIA	21,825	5,000,048	22809.73	10,417	2,362,590	22580.14
NEW ZEALAND	17,370	6,906,180	39659.24	8,685	2,788,061	32002.03
MICRONESIA, FEDERATED STATES	0	906	-	0	3,322	-
GUAM	0	72,518	-	0	41,995	-
NORTHERN MARIANA ISLANDS	16,261	32,594	100.44	9,696	21,384	120.54
VANUATU	215,875	265,663	23.06	152,735	188,517	23.43
WALLIS AND FUTUNA ISLANDS	64	0	-100	68	0	-100
OTH.OCEANIA	0	650,000	-	0	237,575	-
COOK ISLANDS	0	16,942	-	0	11,680	-
FIJI	95,670	202,502	111.67	65,794	133,317	102.63
KIRIBATI	141,264	80,673	-42.89	92,497	53,887	-41.74
SAMOA	615,823	639,033	3.77	403,509	427,357	5.91
SOLOMON ISLANDS	202,920	150,358	-25.9	144,508	111,143	-23.09
TONGA	110,279	173,595	57.41	74,586	178,641	139.51
TUVALU	13,864	7,558	-45.48	9,641	5,553	-42.4
EAST TIMOR	1,471,182	938,029	-36.24	800,187	570,480	-28.71
UNITED STATES	16,948,973	49,674,079	193.08	6,325,186	19,368,409	206.21
CANADA	0	2,512,070	-	0	982,527	-
OTH NORTH AMERICA	21,131	0	-100	11,862	0	-100
MEXICO	0	2,499,692	-	0	974,879	-
NICARAGUA	0	23,083	-	0	11,437	-
PANAMA	48,733	224,623	360.93	35,128	163,243	364.71
SURINAME	21,131	0	-100	12,013	0	-100
CHILE	1,000,000	0	-100	340,000	0	-100
VENEZUELA	1,000,000	1,000,000	0	366,000	360,000	-1.64
BRAZIL	15,100,183	45,005,959	198.05	5,619,589	18,074,392	221.63
COLOMBIA	21,095	0	-100	11,612	0	-100
ECUADOR	0	27,400,794	-	0	11,393,316	-
GUYANA	0	63,018	-	0	30,669	-
JAMAICA	0	202,582	-	0	95,252	-
DOMINICAN REPUBLIC	0	42,000	-	0	18,533	-
COSTA RICA	20,736	2,750,000	13161.96	9,745	957,000	9720.42
CAPE VERDE	220,000	0	-100	96,800	0	-100
DOMINICA	0	147,000	-	0	68,355	-

TABEL 5. PERKEMBANGAN EKSPOR INDONESIA MENURUT KOMODITI DAN NEGARA TUJUAN

JENIS BARANG	BERAT BERSIH (KG)		PERUB	NILAI FOB (US \$)		PERUB
	JAN-OKT 2005	JAN-OKT 2006	%	JAN-OKT 2005	JAN-OKT 2006	%
(1)	(2)	(3)	(4)	(5)	(6)	(7)
FRENCH POLYNESIA	0	21,345	-	0	12,102	-
NETHERLANDS ANTILLES	10,767,620	18,113	-99.83	3,745,914	11,108	-99.7
UNITED KINGDOM	51,560,941	52,092,722	1.03	16,004,542	19,418,845	21.33
NETHERLANDS	824,836,778	958,924,869	16.26	287,258,502	362,655,190	26.25
FRANCE	1,320,178	1,334,859	1.11	743,472	616,652	-17.06
GERMANY, FED. REP. OF	280,108,600	304,682,666	8.77	100,440,554	108,890,029	8.41
BELGIUM	22,000	5,105,600	23107.27	9,900	2,048,576	20592.69
SWITZERLAND	42,191	0	-100	23,800	0	-100
DENMARK	34,240,433	14,918,000	-56.43	12,469,494	5,551,214	-55.48
SWEDEN	0	19,068	-	0	12,872	-
ITALY	122,662,028	149,803,618	22.13	45,252,610	57,446,430	26.95
SPAIN	96,030,056	123,545,652	28.65	33,340,306	47,565,682	42.67
PORTUGAL	11,314,842	6,387,407	-43.55	4,415,393	2,645,434	-40.09
ICELAND	1,913,770	0	-100	684,172	0	-100
GREECE	26,922,115	13,387,509	-50.27	10,042,162	5,372,919	-46.5
CZECHOSLOVAKIA	7,731,586	992,580	-87.16	3,134,164	621,458	-80.17
POLAND	63,000	147,000	133.33	26,145	68,166	160.72
ROMANIA	107,472	21,583	-79.92	48,634	10,634	-78.13
BULGARIA	20,462,113	3,753,526	-81.66	7,177,688	1,693,350	-76.41
AZERBAIJAN	0	106,024	-	0	49,044	-
BELARUS	0	21,862	-	0	9,510	-
TAJIKISTAN	0	43,095	-	0	22,302	-
TURKMENISTAN	40,000	0	-100	17,600	0	-100
UKRAINE	172,337,896	184,200,408	6.88	63,947,576	62,641,443	-2.04
UZBEKISTAN	457,472	0	-100	207,611	0	-100
LITHUANIA	173,144	0	-100	88,676	0	-100
LATVIA	4,667,000	63,120	-98.65	1,650,537	29,335	-98.22
GEORGIA	167,152	176,018	5.3	95,268	80,299	-15.71
RUSSIA FEDERATION	67,775,235	103,135,723	52.17	28,206,012	43,693,301	54.91
-MINYAK BIJI KELAPA SAWIT	845,925,853	1,019,609,647	20.53	485,181,836	495,324,164	2.09
KOREA, REPUBLIC OF	0	258	-	0	667	-
CHINA	146,979,569	163,917,165	11.52	84,091,345	80,920,561	-3.77
PAPUA NEW GUINEA	0	14,250	-	0	16,620	-
SINGAPORE	4,515,871	5,009,268	10.93	2,533,444	2,466,032	-2.66
PHILIPPINES	0	1,829,178	-	0	878,005	-
MALAYSIA	90,636,598	146,825,417	61.99	52,641,842	73,124,736	38.91
INDIA	110,191,894	103,845,364	-5.76	62,194,932	51,000,608	-18
PAKISTAN	3,439,297	5,718,204	66.26	1,941,387	3,053,398	57.28
BANGLADESH	2,500,000	4,500,000	80	1,400,000	2,343,000	67.36
SRI LANKA	7,995,999	2,345,000	-70.67	4,552,015	1,217,600	-73.25
SAUDI ARABIA	2,000,000	3,900,000	95	1,165,000	2,055,200	76.41
JORDAN	5,049,998	14,953,098	196.1	3,057,800	7,754,437	153.6
OMAN	600,000	0	-100	351,000	0	-100
SYRIA ARAB REPUBLIC	510,000	2,500,000	390.2	244,800	1,240,000	406.54
TURKEY	33,340,253	50,664,178	51.96	18,873,925	26,030,429	37.92
EGYPT	2,550,000	3,850,000	50.98	1,508,548	1,902,500	26.11
MOROCCO	1,550,000	0	-100	926,375	0	-100
TUNISIA	650,000	500,000	-23.08	342,000	260,000	-23.98
ALGERIA	103,680	2,664,413	2469.84	76,307	1,226,500	1507.32
TANZANIA, UNITED REPUBLIC OF	600,000	1,100,000	83.33	342,300	551,250	61.04
MOZAMBIQUE	300,000	0	-100	174,000	0	-100
SOUTH AFRICA	4,022,000	8,950,166	122.53	2,799,800	4,840,717	72.9
EAST TIMOR	166	667	301.81	113	138	22.12
UNITED STATES	32,552,530	31,872,367	-2.09	19,696,537	17,539,087	-10.95
MEXICO	0	12,396,604	-	0	6,269,785	-
BRAZIL	22,392,000	67,247,022	200.32	13,174,010	18,488,565	40.34
UNITED KINGDOM	3,375,000	0	-100	1,950,000	0	-100
NETHERLANDS	315,918,081	326,246,446	3.27	179,406,878	161,398,485	-10.04
GERMANY, FED. REP. OF	12,550,000	19,641,000	56.5	7,599,000	10,763,692	41.65
BELGIUM	0	200	-	0	131	-
ITALY	14,616,755	13,558,773	-7.24	8,032,012	6,986,038	-13.02
SPAIN	10,559,601	13,767,459	30.38	6,090,077	6,879,142	12.96
PORTUGAL	950,000	0	-100	544,400	0	-100
GREECE	3,086,385	3,699,390	19.86	1,796,384	1,828,679	1.8
CZECHOSLOVAKIA	0	1,000,000	-	0	509,000	-
BULGARIA	0	87,480	-	0	56,424	-
TURKMENISTAN	20,736	0	-100	14,515	0	-100
UKRAINE	11,622,944	6,626,454	-42.99	7,170,893	3,480,334	-51.47
RUSSIA FEDERATION	746,496	379,826	-49.12	490,197	242,404	-50.55
-MINYAK NABATI LAIN	666,170,803	814,533,635	22.27	381,527,386	398,819,297	4.53
JAPAN	1,734,734	2,184,793	25.94	1,355,155	2,412,516	78.03

TABEL 5. PERKEMBANGAN EKSPOR INDONESIA MENURUT KOMODITI DAN NEGARA TUJUAN

JENIS BARANG	BERAT BERSIH (KG)		PERUB	NILAI FOB (US \$)		PERUB
	JAN-OKT 2005	JAN-OKT 2006	%	JAN-OKT 2005	JAN-OKT 2006	%
(1)	(2)	(3)	(4)	(5)	(6)	(7)
HONG KONG	38,920	9,557	-75.44	117,420	155,922	32.79
KOREA, REPUBLIC OF	108,321	10,429,390	9528.23	92,120	5,566,384	5942.54
TAIWAN	201,059	373,030	85.53	139,375	227,022	62.89
CHINA	90,669,276	387,595,472	327.48	52,457,634	167,108,555	218.56
PAPUA NEW GUINEA	156,221	102,674	-34.28	169,539	107,646	-36.51
THAILAND	567,800	688,312	21.22	362,409	365,627	0.89
SINGAPORE	8,294,290	15,929,266	92.05	4,078,738	8,347,758	104.67
PHILIPPINES	1,241,581	3,200,448	157.77	651,302	1,666,130	155.82
MALAYSIA	111,480,865	136,204,531	22.18	64,749,575	73,410,128	13.38
MYANMAR (FORM. BURMA)	132,126	0	-100	107,534	0	-100
BRUNEI DARUSSALAM	27,777	0	-100	31,711	0	-100
VIET NAM	1,771,424	361,297	-79.6	1,300,714	256,324	-80.29
MALDIVES	17,146	172	-99	10,304	1,039	-89.92
INDIA	18,761,426	11,433,061	-39.06	5,656,710	5,851,648	3.45
PAKISTAN	1,168,129	9,335,502	699.18	539,154	3,753,720	596.22
BANGLADESH	0	5	-	0	3,520	-
SRI LANKA	365,043	431,654	18.25	157,631	280,205	77.76
IRAN (ISLAMIC REPUBLIC OF)	165,000	975,079	490.96	130,440	664,560	409.48
SAUDI ARABIA	1,089,585	670,249	-38.49	600,007	201,969	-66.34
KUWAIT	0	22,000	-	0	14,850	-
JORDAN	999,999	0	-100	607,500	0	-100
LEBANON	64,000	41,998	-34.38	44,000	37,485	-14.81
OMAN	66,000	108,100	63.79	59,400	70,747	19.1
SYRIA ARAB REPUBLIC	344,407	668,068	93.98	249,812	496,167	98.62
TURKEY	3,810,940	15,052,069	294.97	2,387,755	8,954,950	275.04
UNITED ARAB EMIRATES	36,000	20,999	-41.67	23,310	18,444	-20.88
CYPRUS	98	492	402.04	277	1,314	374.37
EGYPT	3,563,300	5,849,199	64.15	2,694,275	3,497,514	29.81
MOROCCO	876,400	1,083,600	23.64	592,928	672,774	13.47
TUNISIA	1,410,000	1,200,000	-14.89	880,400	630,075	-28.43
ALGERIA	6,181,200	8,231,208	33.17	3,601,552	4,082,817	13.36
TANZANIA, UNITED REPUBLIC OF	0	2,500,000	-	0	850,000	-
KENYA	899,970	0	-100	634,853	0	-100
MOZAMBIQUE	16,649	75,000	350.48	10,557	37,876	258.78
TOGO	50,937	16,919	-66.78	36,504	12,329	-66.23
GHANA	36,000	54,389	51.08	22,800	33,083	45.1
CONGO	16,979	0	-100	12,792	0	-100
CAMEROON	22,000	0	-100	15,400	0	-100
NIGERIA	390,533	242,000	-38.03	288,584	149,930	-48.05
GABON	16,979	0	-100	12,168	0	-100
COTE D'IVOIRE	286,000	198,000	-30.77	197,560	115,830	-41.37
SENEGAL	35,280	0	-100	16,581	0	-100
SOUTH AFRICA	6,517,212	3,106,480	-52.33	3,520,355	2,023,297	-42.53
MAURITIUS	30,704	0	-100	24,908	0	-100
AUSTRALIA	564,546	1,742,354	208.63	430,730	1,010,440	134.59
NEW ZEALAND	560,197	427,153	-23.75	347,208	265,000	-23.68
MICRONESIA, FEDERATED STATES	0	474	-	0	907	-
NEW CALEDONIA	0	15,000	-	0	13,875	-
AMERICAN SAMOA	0	2,206	-	0	2,269	-
COOK ISLANDS	1,992	0	-100	2,886	0	-100
FIJI	0	22,000	-	0	19,800	-
SOLOMON ISLANDS	33,231	0	-100	24,106	0	-100
TONGA	13,207	12,633	-4.35	14,022	12,703	-9.41
TUVALU	18,524	0	-100	14,901	0	-100
EAST TIMOR	301,640	94,845	-68.56	255,409	70,566	-72.37
UNITED STATES	96,150,039	39,082,505	-59.35	56,154,651	20,342,419	-63.77
CANADA	1,227	0	-100	1,655	0	-100
CHILE	266,000	180,000	-32.33	130,640	81,800	-37.39
BRAZIL	99,998	63,000	-37	118,255	60,732	-48.64
BOLIVIA	0	22,000	-	0	14,080	-
COSTA RICA	0	88,000	-	0	50,820	-
FRENCH POLYNESIA	1,347	10	-99.26	990	12	-98.79
UNITED KINGDOM	268,169	2,762,155	930.01	415,465	1,313,546	216.16
NETHERLANDS	224,756,746	89,981,501	-59.96	122,620,742	46,337,524	-62.21
FRANCE	1,646	12,244	643.86	76,533	68,599	-10.37
GERMANY, FED. REP. OF	2,052,309	390,487	-80.97	1,254,268	272,202	-78.3
BELGIUM	190,840	0	-100	359,815	0	-100
SWITZERLAND	126	345,000	273709.52	3,279	214,500	6441.63
DENMARK	33,133	53,400	61.17	29,820	47,259	58.48
NORWAY	88,037	24	-99.97	62,099	244	-99.61
SWEDEN	13,459,878	9,987,464	-25.8	7,825,164	4,652,305	-40.55
FINLAND	109	0	-100	1,364	0	-100
ITALY	5,788,143	5,760,120	-0.48	3,369,307	3,150,324	-6.5

TABEL 5. PERKEMBANGAN EKSPOR INDONESIA MENURUT KOMODITI DAN NEGARA TUJUAN

JENIS BARANG	BERAT BERSIH (KG)		PERUB	NILAI FOB (US \$)		PERUB
	JAN-OKT 2005	JAN-OKT 2006	%	JAN-OKT 2005	JAN-OKT 2006	%
(1)	(2)	(3)	(4)	(5)	(6)	(7)
SPAIN	11,132,274	3,850,110	-65.41	6,482,267	2,046,888	-68.42
GREECE	2,227,000	2,377,589	6.76	1,383,500	1,339,961	-3.15
HUNGARY	61,288	63,044	2.87	45,705	42,855	-6.24
ROMANIA	59,148	447,925	657.3	43,923	296,870	575.89
BULGARIA	105,200	692,546	558.31	72,540	445,193	513.72
AZERBAIJAN	0	176,000	-	0	130,790	-
KAZAKHSTAN	419,144	88,000	-79	315,121	44,880	-85.76
KYRGYZSTAN	132,000	350,012	165.16	91,520	221,106	141.59
TAJIKISTAN	0	21,006	-	0	13,023	-
TURKMENISTAN	220,000	0	-100	149,160	0	-100
UKRAINE	7,815,239	7,254,417	-7.18	5,029,899	4,210,587	-16.29
UZBEKISTAN	556,832	22,000	-96.05	366,204	14,520	-96.03
LITHUANIA	520,604	361,802	-30.5	382,352	260,067	-31.98
LATVIA	212,595	103,680	-51.23	798,153	68,622	-91.4
GEORGIA	41,472	671,680	1519.6	29,858	389,338	1203.97
SLOVENIA	20,000	18,017	-9.92	13,800	11,917	-13.64
CZECH REPUBLIC	0	43	-	0	330	-
RUSSIA FEDERATION	34,334,613	28,596,176	-16.71	24,168,332	19,200,269	-20.56
-STEARIN	158,703,968	147,632,734	-6.98	76,413,374	75,188,374	-1.6
JAPAN	2,691,916	3,298,172	22.52	1,523,151	1,810,573	18.87
HONG KONG	992,237	916,998	-7.58	499,545	490,826	-1.75
KOREA, REPUBLIC OF	22,417,057	8,855,918	-60.49	11,019,749	4,570,018	-58.53
TAIWAN	20,436,945	17,177,468	-15.95	10,087,733	8,838,645	-12.38
CHINA	55,749,624	56,882,068	2.03	25,770,947	29,036,273	12.67
THAILAND	8,845,754	8,459,866	-4.36	4,281,337	4,277,617	-0.09
SINGAPORE	300,073	666,500	122.11	174,055	378,887	117.68
PHILIPPINES	2,020,998	1,887,724	-6.59	980,645	953,992	-2.72
MALAYSIA	30,000	30,000	0	21,364	21,845	2.25
MYANMAR (FORM. BURMA)	18,540	3,028,999	16237.64	10,388	1,036,589	9878.72
VIET NAM	1,743,638	1,742,483	-0.07	859,270	917,845	6.82
INDIA	1,535,499	4,211,547	174.28	815,689	1,657,987	103.26
PAKISTAN	48,000	80,000	66.67	23,841	42,146	76.78
BANGLADESH	145,000	1,553,000	971.03	64,368	668,174	938.05
SRI LANKA	218,129	286,173	31.19	105,365	139,846	32.73
IRAN (ISLAMIC REPUBLIC OF)	574,000	805,000	40.24	276,480	405,754	46.76
SAUDI ARABIA	0	34,000	-	0	20,028	-
JORDAN	16,000	153,781	861.13	7,369	80,676	994.8
SYRIA ARAB REPUBLIC	29,500	26,000	-11.86	14,089	11,830	-16.03
TURKEY	15,902,368	17,449,118	9.73	7,825,049	9,252,226	18.24
EGYPT	752,000	254,235	-66.19	439,248	131,259	-70.12
MOROCCO	16,500	49,500	200	8,955	27,600	208.21
TUNISIA	65,500	12,500	-80.92	35,370	6,750	-80.92
ALGERIA	33,000	0	-100	17,820	0	-100
TANZANIA, UNITED REPUBLIC OF	34,000	17,000	-50	19,091	10,132	-46.93
KENYA	177,864	49,500	-72.17	94,878	24,583	-74.09
MOZAMBIQUE	0	17,500	-	0	11,550	-
GHANA	34,000	68,500	101.47	16,785	30,130	79.51
GUINEA	0	245,000	-	0	149,450	-
CAMEROON	50,000	0	-100	26,239	0	-100
NIGERIA	594,000	408,170	-31.28	349,787	231,302	-33.87
COTE D'IVOIRE	297,000	599,000	101.68	159,062	323,437	103.34
SENEGAL	0	49,500	-	0	24,255	-
SOUTH AFRICA	781,436	1,098,988	40.64	437,679	582,353	33.05
ZIMBABWE	34,000	0	-100	20,678	0	-100
ZAIRE	0	68,000	-	0	46,648	-
AUSTRALIA	220,310	51,000	-76.85	120,177	30,974	-74.23
NEW ZEALAND	16,500	0	-100	8,085	0	-100
UNITED STATES	1,660,148	1,306,756	-21.29	827,911	867,227	4.75
CANADA	223,500	151,000	-32.44	119,473	93,198	-21.99
MEXICO	241,267	264,001	9.42	117,646	146,470	24.5
GUATEMALA	99,000	49,500	-50	52,751	28,216	-46.51
CHILE	50,000	0	-100	25,450	0	-100
VENEZUELA	16,500	33,000	100	10,560	18,851	78.51
ARGENTINA	51,000	0	-100	23,970	0	-100
BRAZIL	200,000	49,000	-75.5	93,000	25,528	-72.55
COLOMBIA	309,000	231,000	-25.24	164,994	115,987	-29.7
ECUADOR	1,870	22,030	1078.07	1,350	13,446	896
PERU	82,500	33,000	-60	42,419	19,470	-54.1
DOMINICAN REPUBLIC	33,000	148,500	350	17,395	79,038	354.37
COSTA RICA	16,500	33,000	100	8,840	18,480	109.05
UNITED KINGDOM	1,382,498	777,998	-43.73	708,120	413,556	-41.6
NETHERLANDS	9,201,302	5,748,299	-37.53	3,761,117	2,623,411	-30.25

TABEL 5. PERKEMBANGAN EKSPOR INDONESIA MENURUT KOMODITI DAN NEGARA TUJUAN

JENIS BARANG	BERAT BERSIH (KG)		PERUB	NILAI FOB (US \$)		PERUB
	JAN-OKT 2005	JAN-OKT 2006	%	JAN-OKT 2005	JAN-OKT 2006	%
(1)	(2)	(3)	(4)	(5)	(6)	(7)
FRANCE	144,000	48,133	-66.57	79,368	26,479	-66.64
GERMANY, FED. REP. OF	1,146,700	1,738,499	51.61	638,341	949,714	48.78
BELGIUM	1,442,499	610,500	-57.68	757,223	279,966	-63.03
SWITZERLAND	0	81,000	-	0	44,448	-
SWEDEN	49,999	14,000	-72	28,351	7,747	-72.67
ITALY	255,500	247,777	-3.02	141,915	132,808	-6.42
SPAIN	1,586,758	1,670,626	5.29	816,703	909,971	11.42
PORTUGAL	2,547,493	2,018,677	-20.76	1,271,240	1,119,509	-11.94
GREECE	334,800	267,500	-20.1	176,091	137,425	-21.96
CZECHOSLOVAKIA	0	237,000	-	0	172,354	-
POLAND	327,498	760,250	132.14	167,029	396,157	137.18
ROMANIA	16,999	0	-100	8,900	0	-100
BULGARIA	132,999	160,352	20.57	70,270	92,048	30.99
UKRAINE	136,000	68,000	-50	67,534	37,315	-44.75
LATVIA	0	51,000	-	0	31,365	-
SLOVENIA	33,000	0	-100	18,035	0	-100
CZECH REPUBLIC	250	0	-100	60	0	-100
RUSSIA FEDERATION	160,000	279,128	74.46	83,030	145,990	75.83
-ASAM BERLEMAK LAIN	368,652,715	438,091,408	18.84	194,467,833	209,165,722	7.56
JAPAN	9,513,843	7,607,430	-20.04	8,893,664	5,273,585	-40.7
HONG KONG	16,800	189,034	1025.2	20,641	86,766	320.36
KOREA, REPUBLIC OF	4,489,322	4,505,428	0.36	3,930,533	3,499,609	-10.96
TAIWAN	421,468	289,608	-31.29	323,182	200,385	-38
CHINA	12,870,340	13,743,492	6.78	15,494,781	13,661,115	-11.83
THAILAND	790,490	761,098	-3.72	920,119	788,387	-14.32
SINGAPORE	26,231,247	20,310,011	-22.57	21,990,554	14,979,726	-31.88
PHILIPPINES	39,306	1,120,096	2749.68	24,088	1,253,851	5105.29
MALAYSIA	17,811,378	8,328,969	-53.24	8,229,783	2,938,690	-64.29
MYANMAR (FORM. BURMA)	6,022,345	14,939,615	148.07	1,840,298	5,021,124	172.84
NEPAL	0	90,650	-	0	34,114	-
VIET NAM	435,931	60,986	-86.01	81,371	54,640	-32.85
INDIA	94,425,813	123,347,428	30.63	28,470,640	43,024,239	51.12
PAKISTAN	5,621,224	4,454,952	-20.75	1,525,232	877,160	-42.49
SRI LANKA	6,232	32	-99.49	2,131	215	-89.91
IRAN (ISLAMIC REPUBLIC OF)	645,650	127,840	-80.2	913,016	99,466	-89.11
SAUDI ARABIA	0	31,459	-	0	28,037	-
KUWAIT	24,000	21,250	-11.46	25,515	6,019	-76.41
JORDAN	44,800	39,092	-12.74	52,771	30,661	-41.9
LEBANON	18,130	0	-100	7,438	0	-100
SYRIA ARAB REPUBLIC	260,000	103,680	-60.12	79,950	70,228	-12.16
TURKEY	4,091,321	2,752,218	-32.73	1,416,443	1,137,445	-19.7
EGYPT	97,200	1,784,642	1736.05	85,637	692,573	708.73
ALGERIA	0	507,640	-	0	205,595	-
ETHIOPIA	181,300	0	-100	64,362	0	-100
TANZANIA, UNITED REPUBLIC OF	9,692,988	7,000,000	-27.78	3,110,948	2,433,250	-21.78
MOZAMBIQUE	5,721,793	7,357,200	28.58	1,823,629	2,617,141	43.51
TOGO	0	90,650	-	0	38,526	-
GHANA	266,800	0	-100	100,131	0	-100
NIGERIA	90,579	44,117	-51.29	130,351	53,382	-59.05
COTE D'IVOIRE	0	700,000	-	0	232,750	-
SENEGAL	1,494,919	0	-100	523,556	0	-100
MAURITANIA	0	290,080	-	0	124,643	-
DJIBOUTI	181,300	290,080	60	65,268	110,230	68.89
SOUTH AFRICA	6,930,485	13,619,990	96.52	2,776,875	5,274,947	89.96
MAURITIUS	0	700,088	-	0	239,780	-
AUSTRALIA	679,434	675,380	-0.6	875,186	760,478	-13.11
NEW ZEALAND	3,310	4,530	36.86	2,347	2,898	23.48
UNITED STATES	18,367,809	21,837,045	18.89	23,105,924	20,947,681	-9.34
CANADA	28,800	109,320	279.58	24,048	92,296	283.8
MEXICO	34,187	180,763	428.75	45,200	170,843	277.97
ARGENTINA	461,536	526,098	13.99	588,780	505,319	-14.18
BRAZIL	6,254,937	6,876,000	9.93	7,878,761	6,694,736	-15.03
ECUADOR	0	11,089	-	0	8,638	-
JAMAICA	0	1,861	-	0	1,801	-
NETHERLANDS ANTILLES	2,080,000	0	-100	603,200	0	-100
UNITED KINGDOM	1,344,373	11,965,446	790.04	1,612,421	4,878,666	202.57
NETHERLANDS	80,521,992	94,808,030	17.74	36,810,748	44,248,576	20.21
FRANCE	0	80,820	-	0	99,930	-
GERMANY, FED. REP. OF	10,019,720	12,390,134	23.66	4,320,259	5,784,620	33.9
BELGIUM	2,021,472	254,547	-87.41	2,200,393	326,664	-85.15
DENMARK	4,500,000	1,625,000	-63.89	1,449,000	553,750	-61.78
ITALY	4,144,094	2,378,160	-42.61	2,179,491	1,872,697	-14.08

TABEL 5. PERKEMBANGAN EKSPOR INDONESIA MENURUT KOMODITI DAN NEGARA TUJUAN

JENIS BARANG	BERAT BERSIH (KG)		PERUB	NILAI FOB (US \$)		PERUB
	JAN-OKT 2005	JAN-OKT 2006	%	JAN-OKT 2005	JAN-OKT 2006	%
(1)	(2)	(3)	(4)	(5)	(6)	(7)
SPAIN	29,596,287	49,096,885	65.89	9,659,599	17,067,330	76.69
PORTUGAL	0	14,500	-	0	7,387	-
GREECE	24,000	26,646	11.03	36,080	28,001	-22.39
HUNGARY	17,620	20,299	15.2	28,017	25,132	-10.3
RUSSIA FEDERATION	116,140	0	-100	125,472	0	-100
-ALAT LISTRIK	405,834,520	444,644,396	9.56	3,596,108,337	3,698,614,823	2.85
JAPAN	44,390,139	46,640,413	5.07	538,012,571	628,814,269	16.88
HONG KONG	8,218,150	9,154,912	11.4	141,685,487	161,378,284	13.9
KOREA, DEMOCRATIC PEOPLE'S RI	11	853	7654.55	900	33,974	3674.89
KOREA, REPUBLIC OF	6,477,649	6,467,920	-0.15	68,453,182	74,941,555	9.48
TAIWAN	4,803,330	4,091,072	-14.83	44,786,799	43,769,833	-2.27
CHINA	11,712,956	12,289,478	4.92	92,422,107	105,558,942	14.21
MONGOLIA	1,303	0	-100	4,528	0	-100
MACAU	0	144	-	0	2,132	-
PAPUA NEW GUINEA	3,390,401	4,173,659	23.1	4,640,258	5,935,099	27.9
THAILAND	18,546,453	17,847,769	-3.77	108,076,233	105,648,612	-2.25
SINGAPORE	60,753,005	58,832,218	-3.16	1,510,529,951	1,326,684,086	-12.17
PHILIPPINES	9,011,286	8,221,990	-8.76	46,777,004	43,776,496	-6.41
MALAYSIA	41,726,006	48,649,486	16.59	168,046,200	193,532,221	15.17
MYANMAR (FORM. BURMA)	359,766	92,020	-74.42	1,660,440	251,024	-84.88
CAMBODIA	22,969	2,140	-90.68	209,343	13,888	-93.37
BRUNEI DARUSSALAM	360,867	283,983	-21.31	1,833,984	1,248,880	-31.9
NEPAL	259,951	54,418	-79.07	519,522	90,503	-82.58
BHUTAN	415,179	0	-100	790,343	0	-100
VIET NAM	4,648,767	8,559,822	84.13	24,493,250	35,954,620	46.79
MALDIVES	61,645	41,711	-32.34	72,889	93,017	27.61
INDIA	1,427,429	2,033,323	42.45	7,639,945	7,993,712	4.63
PAKISTAN	2,081,340	1,881,006	-9.63	5,620,264	5,381,907	-4.24
BANGLADESH	1,245,654	244,857	-80.34	2,700,565	903,401	-66.55
SRI LANKA	1,177,303	1,304,390	10.79	3,514,417	3,737,035	6.33
AFGHANISTAN	330,434	412,071	24.71	549,065	689,940	25.66
IRAN (ISLAMIC REPUBLIC OF)	1,724,002	2,063,394	19.69	2,772,274	3,564,976	28.59
SAUDI ARABIA	6,360,710	7,925,277	24.6	15,464,464	14,291,717	-7.58
KUWAIT	2,698,260	1,622,184	-39.88	4,172,662	2,881,578	-30.94
JORDAN	420,561	235,868	-43.92	873,527	662,790	-24.12
LEBANON	1,367,753	1,219,467	-10.84	2,256,142	2,355,007	4.38
YEMEN	2,610,813	1,123,128	-56.98	5,498,576	2,154,954	-60.81
OMAN	1,326,354	1,676,737	26.42	3,760,669	6,442,255	71.31
SYRIA ARAB REPUBLIC	65,415	37,321	-42.95	153,968	79,815	-48.16
TURKEY	10,806,122	20,248,075	87.38	26,631,959	47,522,859	78.44
UNITED ARAB EMIRATES	21,181,122	21,008,427	-0.82	39,172,405	50,892,048	29.92
QATAR	3,237,017	3,356,742	3.7	15,239,925	14,746,170	-3.24
BAHRAIN	198,453	222,115	11.92	365,680	694,053	89.8
CYPRUS	530,079	522,501	-1.43	746,088	840,870	12.7
EGYPT	3,302,066	3,237,909	-1.94	7,869,590	6,933,952	-11.89
LIBYAN ARAB JAMAHIRIYA	136,101	336,883	147.52	214,405	570,596	166.13
MOROCCO	446,849	23,152	-94.82	406,798	444,608	9.29
TUNISIA	180,184	95	-99.95	614,856	202	-99.97
ALGERIA	39,507	37,127	-6.02	146,328	193,404	32.17
SUDAN	6,729,194	8,643,131	28.44	10,596,274	13,988,457	32.01
ERITREA	118,792	147,941	24.54	156,053	206,321	32.21
ETHIOPIA	123,185	363,330	194.95	239,244	700,343	192.73
TANZANIA, UNITED REPUBLIC OF	999,111	940,646	-5.85	1,470,221	1,521,275	3.47
MADAGASCAR	69,361	93,612	34.96	104,572	165,379	58.15
KENYA	339,598	1,359,413	300.3	800,682	2,760,989	244.83
REUNION	1,725	4,492	160.41	16,348	43,128	163.81
MOZAMBIQUE	439,837	221,584	-49.62	831,282	660,125	-20.59
EQUATORIAL GUINEA	353,566	162,659	-53.99	501,143	231,438	-53.82
TOGO	83,791	39,625	-52.71	414,472	86,637	-79.1
GHANA	872,033	1,904,177	118.36	1,343,407	3,481,156	159.13
LIBERIA	83,108	41,308	-50.3	127,764	75,227	-41.12
GUINEA	48,537	152,204	213.58	53,453	309,444	478.91
ANGOLA	472,123	815,668	72.77	747,205	1,439,856	92.7
CONGO	55,453	0	-100	171,949	0	-100
CAMEROON	464,446	341,454	-26.48	625,721	512,896	-18.03
NIGERIA	4,739,847	3,822,637	-19.35	7,901,375	7,222,898	-8.59
SIERRA LEONE	0	20,488	-	0	38,096	-
GABON	19,204	8,409	-56.21	206,707	22,205	-89.26
COTE D'IVOIRE	132,743	223,230	68.17	208,074	611,000	193.65
SENEGAL	623,053	235,242	-62.24	2,020,898	357,904	-82.29
MAURITANIA	48,600	80,976	66.62	60,480	127,514	110.84
MALI	142,086	130,118	-8.42	147,212	103,644	-29.6

TABEL 5. PERKEMBANGAN EKSPOR INDONESIA MENURUT KOMODITI DAN NEGARA TUJUAN

JENIS BARANG	BERAT BERSIH (KG)		PERUB	NILAI FOB (US \$)		PERUB
	JAN-OKT 2005	JAN-OKT 2006	%	JAN-OKT 2005	JAN-OKT 2006	%
(1)	(2)	(3)	(4)	(5)	(6)	(7)
BENIN	169,965	777,185	357.26	313,966	1,445,769	360.49
BURKINA FASO	0	35,621	-	0	67,302	-
GAMBIA	0	44,624	-	0	100,475	-
SEYCHELLES	30,018	1,467	-95.11	74,035	3,916	-94.71
UGANDA	56,507	39,694	-29.75	158,115	117,318	-25.8
CENTRAL AFRICAN REPUBLIC	0	2	-	0	10	-
NIGER	0	3,750	-	0	10,678	-
DJIBOUTI	934,436	1,187,768	27.11	1,494,657	2,199,486	47.16
SAINT HELENA	10,061	0	-100	151,032	0	-100
SWAZILAND	1,446	2,226	53.94	16,062	26,017	61.98
SOUTH AFRICA	2,328,159	2,104,935	-9.59	6,688,684	6,835,056	2.19
ZIMBABWE	3,970	11,224	182.72	6,110	33,388	446.45
ZAMBIA	8,541	0	-100	14,974	0	-100
MALAWI	0	17,806	-	0	37,723	-
COMOROS	500	0	-100	30,808	0	-100
BURUNDI	18,057	0	-100	27,224	0	-100
MAURITIUS	19,622	102,976	424.8	49,482	396,342	700.98
VIRGIN ISLANDS (BRITISH)	43	142	230.23	633	2,184	245.02
AUSTRALIA	10,014,638	12,324,047	23.06	63,517,753	83,225,805	31.03
NEW ZEALAND	1,820,360	2,009,544	10.39	9,499,377	12,496,432	31.55
GUAM	3	0	-100	100	0	-100
NEW CALEDONIA	4,216	9,734	130.88	19,748	46,036	133.12
VANUATU	166,578	182,263	9.42	272,504	317,874	16.65
BRITISH INDIAN OCEAN TERRITOR'	420	0	-100	4,541	0	-100
AMERICAN SAMOA	1,114	1,804	61.94	20,500	27,601	34.64
COOK ISLANDS	1,246	2,606	109.15	2,964	3,573	20.55
FIJI	358,896	468,640	30.58	820,616	1,131,336	37.86
MARSHALL ISLANDS	975	0	-100	6,810	0	-100
SAMOA	59,578	729,153	1123.86	300,424	4,840,978	1511.38
SOLOMON ISLANDS	349,310	434,693	24.44	505,020	626,918	24.14
TONGA	31,235	68,853	120.44	50,166	127,872	154.9
TUVALU	0	59,785	-	0	247,000	-
CHRISTMAS ISLANDS	126	0	-100	700	0	-100
EAST TIMOR	49,201	75,930	54.33	171,655	167,793	-2.25
UNITED STATES	42,772,895	43,981,329	2.83	327,645,841	314,273,099	-4.08
CANADA	975,325	1,734,355	77.82	4,308,046	6,694,641	55.4
MEXICO	4,371,403	5,469,588	25.12	15,656,342	17,495,108	11.74
GUATEMALA	134,640	341,973	153.99	320,374	833,669	160.22
HONDURAS	319	9,599	2909.09	5,822	44,740	668.46
NICARAGUA	111,318	162,303	45.8	1,100,267	701,572	-36.24
PANAMA	180,249	217,095	20.44	537,264	547,932	1.99
CUBA	69,849	60,285	-13.69	111,259	304,674	173.84
SURINAME	111,280	179,885	61.65	173,193	338,201	95.27
CHILE	2,245,543	2,269,523	1.07	3,621,417	4,247,232	17.28
VENEZUELA	449,747	560,859	24.71	981,112	1,431,233	45.88
ARGENTINA	1,076,137	651,512	-39.46	2,781,895	2,733,951	-1.72
BRAZIL	488,280	1,234,396	152.8	2,360,347	6,419,700	171.98
COLOMBIA	1,083,915	977,104	-9.85	2,387,985	2,273,749	-4.78
URUGUAY	3,886	3,950	1.65	18,478	19,850	7.43
PARAGUAY	144,571	252,038	74.34	419,801	387,068	-7.8
ECUADOR	1,100,340	1,216,808	10.58	1,777,015	2,044,840	15.07
PERU	177,998	301,372	69.31	511,749	1,019,483	99.22
GUYANA	0	273,680	-	0	886,180	-
TRINIDAD AND TOBAGO	215,289	101,389	-52.91	380,429	214,185	-43.7
BAHAMAS	33,081	33,802	2.18	120,051	214,130	78.37
JAMAICA	42,988	24,179	-43.75	64,883	56,997	-12.15
PUERTO RICO	75,454	40,950	-45.73	134,082	1,162,883	767.29
BELIZE	1,570	74	-95.29	1,516	977	-35.55
DOMINICAN REPUBLIC	408,873	797,356	95.01	694,309	1,333,156	92.01
EL SALVADOR	21,861	0	-100	29,975	0	-100
COSTA RICA	41,751	228,870	448.18	373,738	668,788	78.95
HAITI	506,795	574,481	13.36	709,410	813,601	14.69
BARBADOS	155	0	-100	166	0	-100
ANTIGUA AND BARBUDA	1,613	0	-100	45,921	0	-100
ARUBA	0	17,536	-	0	23,180	-
CAPE VERDE	23,189	21,602	-6.84	42,805	44,355	3.62
DOMINICA	20,611	0	-100	31,477	0	-100
FRENCH GUIANA	353	0	-100	735	0	-100
FRENCH POLYNESIA	51,857	37,616	-27.46	126,274	112,638	-10.8
NETHERLANDS ANTILLES	46,644	35,925	-22.98	386,360	140,149	-63.73
GUADELOUPE	4,072	0	-100	6,751	0	-100
UNITED KINGDOM	5,889,029	7,401,029	25.67	19,518,275	24,962,569	27.89
NETHERLANDS	5,301,032	5,169,569	-2.48	29,205,199	26,797,190	-8.25

TABEL 5. PERKEMBANGAN EKSPOR INDONESIA MENURUT KOMODITI DAN NEGARA TUJUAN

JENIS BARANG	BERAT BERSIH (KG)		PERUB	NILAI FOB (US \$)		PERUB
	JAN-OKT 2005	JAN-OKT 2006	%	JAN-OKT 2005	JAN-OKT 2006	%
(1)	(2)	(3)	(4)	(5)	(6)	(7)
FRANCE	4,029,066	3,107,990	-22.86	47,265,988	70,356,613	48.85
GERMANY, FED. REP. OF	2,121,168	3,447,142	62.51	35,824,318	47,074,540	31.4
AUSTRIA	5,070	45,336	794.2	197,034	590,776	199.83
BELGIUM	5,735,732	5,224,128	-8.92	13,875,775	16,654,097	20.02
SWITZERLAND	156,360	74,392	-52.42	536,568	1,100,964	105.19
LUXEMBOURG	12	0	-100	72	0	-100
DENMARK	162,036	68,179	-57.92	1,218,421	1,815,949	49.04
NORWAY	60,746	112,773	85.65	265,115	641,588	142
SWEDEN	280,382	402,294	43.48	1,999,722	9,710,460	385.59
FINLAND	149,388	184,441	23.46	1,807,301	2,888,054	59.8
IRELAND	119,338	22,792	-80.9	178,300	134,049	-24.82
ITALY	2,106,732	3,236,282	53.62	9,449,581	28,812,948	204.91
SPAIN	3,525,544	11,184,110	217.23	17,694,223	22,960,337	29.76
PORTUGAL	78,954	10,061	-87.26	386,834	42,025	-89.14
ICELAND	180	62	-65.56	17,000	18,000	5.88
GREECE	2,406,441	2,645,481	9.93	3,861,449	5,021,704	30.05
ANDORRA	0	3,227	-	0	44,353	-
CZECHOSLOVAKIA	563,503	810,132	43.77	890,996	1,615,761	81.34
HUNGARY	439,002	346,958	-20.97	4,667,823	5,487,153	17.55
POLAND	339,842	722,803	112.69	3,398,212	4,367,006	28.51
ROMANIA	2,197	1,591	-27.58	19,305	9,330	-51.67
BULGARIA	2,128	2,557	20.16	56,005	94,077	67.98
YUGOSLAVIA	0	1	-	0	36	-
ARMENIA	40,698	40,179	-1.28	63,641	65,142	2.36
BELARUS	38,534	527,915	1270	185,617	1,104,957	495.29
KAZAKHSTAN	765	9,430	1132.68	92,588	30,477	-67.08
UKRAINE	36,137	11,491	-68.2	1,608,373	424,168	-73.63
LITHUANIA	274	92,199	33549.27	155	235,712	151972.26
LATVIA	850,505	864	-99.9	2,293,592	4,900	-99.79
GEORGIA	203,856	59,468	-70.83	429,173	156,135	-63.62
CROATIA	0	3	-	0	225	-
BOSNIA AND HERZEGOVINA	3	0	-100	288	0	-100
MALTA	39,558	26,194	-33.78	116,423	71,591	-38.51
SLOVAKIA	841,552	111,293	-86.78	12,403,868	1,648,373	-86.71
CZECH REPUBLIC	240,067	463,296	92.99	641,286	1,505,045	134.69
SOUTH GEORGIA AND THE SOUTH	0	23	-	0	787	-
FAEROE ISLANDS	17,204	0	-100	329,583	0	-100
RUSSIA FEDERATION	1,605,659	642,404	-59.99	5,380,386	3,779,673	-29.75
-DIODE TRANSISTOR	1,308,687	1,086,292	-16.99	100,131,269	103,348,714	3.21
JAPAN	133,508	143,474	7.46	40,867,125	37,716,975	-7.71
HONG KONG	124,492	122,093	-1.93	10,829,127	18,314,785	69.13
KOREA, REPUBLIC OF	21,686	13,146	-39.38	478,709	226,002	-52.79
TAIWAN	46,567	42,517	-8.7	2,346,626	2,506,283	6.8
CHINA	17,296	19,288	11.52	2,612,760	3,584,265	37.18
THAILAND	2,135	2,224	4.17	16,992	31,393	84.75
SINGAPORE	938,290	692,466	-26.2	41,256,154	36,817,519	-10.76
PHILIPPINES	1,152	996	-13.54	81,586	48,751	-40.25
MALAYSIA	3,506	26,379	652.4	521,929	673,332	29.01
MYANMAR (FORM. BURMA)	0	80	-	0	258	-
BRUNEI DARUSSALAM	0	1	-	0	11	-
VIET NAM	6	46	666.67	66	8,651	13007.58
INDIA	27	527	1851.85	640	2,856	346.25
PAKISTAN	117	499	326.5	605	1,681	177.85
SRI LANKA	378	882	133.33	935	3,300	252.94
UNITED ARAB EMIRATES	1,173	1	-99.91	35,328	439	-98.76
KENYA	0	1,548	-	0	45,647	-
SEYCHELLES	0	38	-	0	158	-
SOUTH AFRICA	1	0	-100	1	0	-100
AUSTRALIA	159	0	-100	1,875	0	-100
UNITED STATES	14,847	9,082	-38.83	618,042	964,579	56.07
BRAZIL	0	780	-	0	21,292	-
UNITED KINGDOM	0	3	-	0	134	-
FRANCE	30	0	-100	26,835	0	-100
GERMANY, FED. REP. OF	2,969	9,942	234.86	389,907	1,732,260	344.28
BELGIUM	2	2	0	1,582	929	-41.28
DENMARK	0	37	-	0	2,399	-
FINLAND	0	166	-	0	637,762	-
SLOVAKIA	0	75	-	0	7,053	-
CZECH REPUBLIC	340	0	-100	5,150	0	-100
RUSSIA FEDERATION	6	0	-100	39,295	0	-100
-AUDIO VISUAL	148,647,692	125,302,671	-15.7	2,364,987,440	2,233,906,492	-5.54

TABEL 5. PERKEMBANGAN EKSPOR INDONESIA MENURUT KOMODITI DAN NEGARA TUJUAN

JENIS BARANG	BERAT BERSIH (KG)		PERUB	NILAI FOB (US \$)		PERUB
	JAN-OKT 2005	JAN-OKT 2006	%	JAN-OKT 2005	JAN-OKT 2006	%
(1)	(2)	(3)	(4)	(5)	(6)	(7)
JAPAN	10,291,880	4,861,697	-52.76	218,275,300	153,045,676	-29.88
HONG KONG	2,088,582	3,481,780	66.71	80,295,191	139,302,304	73.49
KOREA, DEMOCRATIC PEOPLE'S RI	0	865	-	0	30,629	-
KOREA, REPUBLIC OF	1,377,196	1,324,681	-3.81	75,215,731	68,723,659	-8.63
TAIWAN	895,693	317,856	-64.51	10,855,059	5,777,993	-46.77
CHINA	1,477,261	1,114,342	-24.57	28,340,952	37,473,760	32.22
MACAU	0	8	-	0	98	-
PAPUA NEW GUINEA	41,675	79,429	90.59	140,597	341,270	142.73
THAILAND	3,502,475	2,634,843	-24.77	34,860,333	27,469,811	-21.2
SINGAPORE	33,076,750	33,539,646	1.4	366,133,039	468,077,888	27.84
PHILIPPINES	2,391,608	2,279,911	-4.67	16,468,486	25,452,086	54.55
MALAYSIA	4,458,650	3,439,054	-22.87	66,686,433	47,887,842	-28.19
MYANMAR (FORM. BURMA)	166,868	138,774	-16.84	694,091	337,295	-51.4
CAMBODIA	0	9,869	-	0	307,973	-
BRUNEI DARUSSALAM	868	1,263	45.51	150,339	6,576	-95.63
LAO PEOPLE'S DEMOCRATIC REPU	2,911	0	-100	34,161	0	-100
NEPAL	0	467	-	0	2,342	-
VIET NAM	854,181	1,730,908	102.64	11,538,060	41,570,328	260.29
MALDIVES	2,719	444	-83.67	7,321	2,655	-63.73
INDIA	865,266	903,427	4.41	12,600,812	16,631,152	31.98
PAKISTAN	210,479	144,689	-31.26	1,823,680	767,199	-57.93
BANGLADESH	125,681	105,796	-15.82	644,893	390,019	-39.52
SRI LANKA	526,497	112,519	-78.63	2,097,198	508,801	-75.74
IRAQ	0	1	-	0	25	-
IRAN (ISLAMIC REPUBLIC OF)	1,016,057	149,019	-85.33	8,973,418	3,922,082	-56.29
SAUDI ARABIA	3,212,613	2,797,546	-12.92	19,473,910	18,193,648	-6.57
KUWAIT	736,267	688,272	-6.52	5,238,352	6,227,303	18.88
JORDAN	452,919	403,557	-10.9	1,937,084	2,063,878	6.55
LEBANON	213,654	28,214	-86.79	1,144,985	119,381	-89.57
YEMEN	407,764	325,979	-20.06	1,074,920	926,234	-13.83
OMAN	424,377	418,752	-1.33	2,656,257	2,820,483	6.18
SYRIA ARAB REPUBLIC	171,307	173,621	1.35	390,357	402,709	3.16
TURKEY	305,849	383,296	25.32	10,161,706	13,305,843	30.94
UNITED ARAB EMIRATES	11,180,157	7,856,566	-29.73	80,367,451	72,201,735	-10.16
QATAR	198,933	241,046	21.17	1,413,149	1,793,327	26.9
BAHRAIN	42,463	27,992	-34.08	189,739	132,127	-30.36
CYPRUS	3,031	2,116	-30.19	88,906	55,630	-37.43
EGYPT	394,830	262,464	-33.52	2,884,679	5,118,017	77.42
LIBYAN ARAB JAMAHIRIYA	27,246	280,740	930.39	253,332	1,241,606	390.11
MOROCCO	562,618	82,300	-85.37	2,566,360	581,204	-77.35
TUNISIA	172,055	12,441	-92.77	896,873	120,660	-86.55
ALGERIA	16,058	2,652	-83.48	216,160	100,450	-53.53
SUDAN	78,550	69,925	-10.98	195,068	202,483	3.8
ERITREA	0	951	-	0	33,524	-
LESOTHO	57,248	0	-100	410,368	0	-100
NAMIBIA	100	0	-100	250	0	-100
ETHIOPIA	216,763	137,957	-36.36	611,470	347,321	-43.2
TANZANIA, UNITED REPUBLIC OF	23,601	668	-97.17	139,796	1,350	-99.03
MADAGASCAR	0	24,538	-	0	86,376	-
KENYA	64,522	12,775	-80.2	330,783	57,945	-82.48
MOZAMBIQUE	92,648	0	-100	453,922	0	-100
EQUATORIAL GUINEA	0	5,532	-	0	16,392	-
TOGO	0	44,896	-	0	182,445	-
GHANA	352,716	438,321	24.27	5,274,560	1,692,900	-67.9
LIBERIA	0	3,352	-	0	13,525	-
GUINEA	52,874	63,522	20.14	167,040	165,956	-0.65
ANGOLA	120,563	87,938	-27.06	300,222	182,473	-39.22
CONGO	0	20,827	-	0	79,302	-
CAMEROON	6,512	0	-100	35,259	0	-100
NIGERIA	925,822	1,605,320	73.39	3,077,105	4,646,205	50.99
GABON	0	11,899	-	0	13,933	-
COTE D'IVOIRE	29,139	35,342	21.29	146,513	170,464	16.35
SENEGAL	23,343	3,600	-84.58	290,486	105,150	-63.8
MAURITANIA	80,710	70,569	-12.56	205,486	193,372	-5.9
BENIN	6,173	3,828	-37.99	27,650	9,970	-63.94
SEYCHELLES	2,611	1,425	-45.42	8,739	5,893	-32.57
NIGER	135,499	0	-100	346,971	0	-100
DJIBOUTI	24,817	18,770	-24.37	72,932	106,145	45.54
SAO TOME AND PRINCIPE	13,629	12,018	-11.82	63,856	37,400	-41.43
SOUTH AFRICA	1,092,545	845,253	-22.63	10,167,990	9,203,061	-9.49
ZIMBABWE	61,330	0	-100	172,676	0	-100
ZAMBIA	60,528	14,580	-75.91	390,986	66,628	-82.96
COMOROS	0	1,872	-	0	5,625	-

TABEL 5. PERKEMBANGAN EKSPOR INDONESIA MENURUT KOMODITI DAN NEGARA TUJUAN

JENIS BARANG	BERAT BERSIH (KG)		PERUB	NILAI FOB (US \$)		PERUB
	JAN-OKT 2005	JAN-OKT 2006	%	JAN-OKT 2005	JAN-OKT 2006	%
(1)	(2)	(3)	(4)	(5)	(6)	(7)
MAURITIUS	125,061	101,038	-19.21	866,825	587,437	-32.23
AUSTRALIA	2,569,644	2,799,204	8.93	29,132,505	39,432,121	35.35
NEW ZEALAND	682,760	736,514	7.87	8,326,926	9,174,758	10.18
NEW CALEDONIA	4,813	14	-99.71	32,343	279	-99.14
NORTHERN MARIANA ISLANDS	2,514	0	-100	10,368	0	-100
VANUATU	5,203	3,916	-24.74	31,023	34,291	10.53
AMERICAN SAMOA	0	10	-	0	27	-
FIJI	43,168	41,902	-2.93	216,437	187,914	-13.18
SAMOA	0	26	-	0	340	-
SOLOMON ISLANDS	3,753	0	-100	7,056	0	-100
TONGA	4,850	3,566	-26.47	14,012	11,157	-20.38
CHRISTMAS ISLANDS	0	65	-	0	500	-
EAST TIMOR	282,828	463,464	63.87	1,268,372	8,625,089	580.01
UNITED STATES	21,779,079	16,092,764	-26.11	671,180,931	386,014,294	-42.49
CANADA	800,927	590,316	-26.3	21,272,550	17,092,585	-19.65
MEXICO	3,162,614	972,655	-69.25	21,325,611	21,743,888	1.96
GUATEMALA	7,438	19,462	161.66	164,826	158,229	-4
HONDURAS	0	2,307	-	0	15,118	-
PANAMA	251,606	209,619	-16.69	5,350,366	4,319,746	-19.26
CHILE	228,679	52,977	-76.83	5,039,632	1,079,196	-78.59
VENEZUELA	212	684	222.64	55,084	174,199	216.24
ARGENTINA	15,263	89,057	483.48	372,917	2,534,765	579.71
BRAZIL	764,520	585,747	-23.38	12,345,211	14,689,603	18.99
COLOMBIA	127,519	4,746	-96.28	3,320,157	160,703	-95.16
BOLIVIA	0	3,618	-	0	97,391	-
URUGUAY	1,010	29,023	2773.56	17,123	72,294	322.2
ECUADOR	2,682	1,580	-41.09	17,716	13,682	-22.77
PERU	95,196	15,833	-83.37	3,131,173	962,651	-69.26
GUYANA	0	47	-	0	3,096	-
PUERTO RICO	16,157	8,207	-49.2	1,852,545	656,066	-64.59
BELIZE	1,144	0	-100	46,523	0	-100
DOMINICAN REPUBLIC	6,134	0	-100	23,784	0	-100
EL SALVADOR	268	14	-94.78	14,493	3,262	-77.49
COSTA RICA	906	203	-77.59	138,637	51,085	-63.15
CAPE VERDE	2,658	535	-79.87	3,276	1,638	-50
FRENCH GUIANA	0	47,769	-	0	152,726	-
FRENCH POLYNESIA	2,944	179	-93.92	14,080	235	-98.33
MARTINIQUE	0	76,438	-	0	242,773	-
NETHERLANDS ANTILLES	12,720	1,069	-91.6	522,879	86,119	-83.53
GUADELOUPE	0	84,606	-	0	267,450	-
UNITED KINGDOM	3,766,835	3,075,236	-18.36	38,665,206	33,424,282	-13.55
NETHERLANDS	1,803,615	2,349,069	30.24	76,247,530	83,487,345	9.5
FRANCE	1,361,766	823,338	-39.54	14,398,402	9,060,892	-37.07
GERMANY, FED. REP. OF	3,511,775	2,992,619	-14.78	98,150,959	81,734,547	-16.73
AUSTRIA	189,435	15,186	-91.98	4,945,142	476,936	-90.36
BELGIUM	6,870,752	6,777,351	-1.36	128,657,694	141,449,652	9.94
SWITZERLAND	5,584	12,356	121.28	296,452	409,499	38.13
DENMARK	67,260	168,885	151.09	1,562,796	1,597,234	2.2
NORWAY	17,444	22,880	31.16	22,481	27,628	22.89
SWEDEN	307,788	443,543	44.11	3,324,138	8,265,244	148.64
FINLAND	4,901,774	4,375,006	-10.75	47,676,128	101,829,776	113.59
IRELAND	19,451	1,721	-91.15	107,237	29,782	-72.23
ITALY	1,031,861	871,440	-15.55	23,635,639	21,187,359	-10.36
SPAIN	908,461	487,894	-46.29	12,533,480	9,311,351	-25.71
PORTUGAL	3,251	329	-89.88	16,310	2,813	-82.75
GREECE	119,221	42,411	-64.43	879,408	413,137	-53.02
ANDORRA	925	1,991	115.24	5,331	27,366	413.34
CZECHOSLOVAKIA	89,499	12,385	-86.16	336,096	46,656	-86.12
HUNGARY	802,701	629,958	-21.52	3,865,318	2,925,857	-24.3
POLAND	224,241	98,809	-55.94	4,409,450	2,515,724	-42.95
ROMANIA	17,907	25,270	41.12	1,928,326	3,490,440	81.01
BULGARIA	83,518	70,783	-15.25	1,367,220	1,271,400	-7.01
YUGOSLAVIA	7,851	17,215	119.27	246,588	527,495	113.92
ARMENIA	0	4,224	-	0	127,613	-
BELARUS	0	294	-	0	1,357	-
KAZAKHSTAN	0	5,442	-	0	28,680	-
UKRAINE	1,809,311	745,821	-58.78	6,968,245	2,917,259	-58.13
LITHUANIA	0	1	-	0	8	-
LATVIA	30	114	280	15,183	39,280	158.71
ESTONIA	11,580	48,247	316.64	50,294	230,606	358.52
CROATIA	9,419	14,915	58.35	262,171	410,479	56.57
MALTA	0	382	-	0	6,754	-
SLOVAKIA	13,842	42,435	206.57	220,252	1,211,312	449.97

TABEL 5. PERKEMBANGAN EKSPOR INDONESIA MENURUT KOMODITI DAN NEGARA TUJUAN

JENIS BARANG	BERAT BERSIH (KG)		PERUB	NILAI FOB (US \$)		PERUB
	JAN-OKT 2005	JAN-OKT 2006	%	JAN-OKT 2005	JAN-OKT 2006	%
(1)	(2)	(3)	(4)	(5)	(6)	(7)
SLOVENIA	1,248	5,089	307.77	45,876	138,175	201.19
CZECH REPUBLIC	19,573	539,434	2656.01	289,918	13,448,403	4538.69
RUSSIA FEDERATION	4,247,823	3,646,904	-14.15	18,063,347	22,127,908	22.5
-FOTOGRAFI DAN OPTIK	2,474,795	2,507,260	1.31	108,207,550	153,491,909	41.85
JAPAN	258,738	96,730	-62.61	13,523,385	9,994,922	-26.09
HONG KONG	31,840	45,812	43.88	1,900,841	5,169,745	171.97
KOREA, REPUBLIC OF	9,054	8,956	-1.08	271,667	247,678	-8.83
TAIWAN	38,621	16,946	-56.12	7,025,592	2,459,219	-65
CHINA	49,127	42,683	-13.12	1,310,716	6,856,253	423.09
THAILAND	92,956	35,524	-61.78	632,737	527,151	-16.69
SINGAPORE	349,066	1,124,948	222.27	13,450,669	88,922,139	561.1
PHILIPPINES	4,648	2,634	-43.33	426,503	313,119	-26.58
MALAYSIA	23,135	14,481	-37.41	3,333,619	592,007	-82.24
MYANMAR (FORM. BURMA)	26	74	184.62	5,817	17,116	194.24
NEPAL	0	89	-	0	428	-
VIET NAM	8,209	5,104	-37.82	581,194	219,748	-62.19
MALDIVES	0	20	-	0	101	-
INDIA	49,006	59,545	21.51	920,146	1,090,676	18.53
PAKISTAN	780	9,368	1101.03	16,245	37,212	129.07
BANGLADESH	6,578	4,711	-28.38	63,791	30,072	-52.86
SRI LANKA	652	3,453	429.6	13,682	44,120	222.47
IRAN (ISLAMIC REPUBLIC OF)	39	161	312.82	17,000	1,204	-92.92
SAUDI ARABIA	3,019	618	-79.53	143,657	4,320	-96.99
KUWAIT	0	10	-	0	171	-
LEBANON	711	382	-46.27	14,870	20,313	36.6
OMAN	2,657	0	-100	15,250	0	-100
SYRIA ARAB REPUBLIC	1,738	598	-65.59	12,037	6,097	-49.35
TURKEY	2,862	194	-93.22	60,608	36,356	-40.01
UNITED ARAB EMIRATES	11,030	4,432	-59.82	215,408	193,865	-10
CYPRUS	321	0	-100	1,350	0	-100
EGYPT	8,824	1,120	-87.31	133,303	14,522	-89.11
LIBYAN ARAB JAMAHIRIYA	30	0	-100	2,222	0	-100
MOROCCO	2,530	0	-100	21,120	0	-100
TUNISIA	5	0	-100	1,283	0	-100
ALGERIA	101	0	-100	1,500	0	-100
KENYA	232	0	-100	10,089	0	-100
CAMEROON	164	0	-100	4,017	0	-100
NIGERIA	360	558	55	4,400	3,166	-28.05
UGANDA	0	384	-	0	2,286	-
SOUTH AFRICA	10,342	32	-99.69	346,237	605	-99.83
MAURITIUS	146	469	221.23	9,349	16,024	71.4
AUSTRALIA	6,763	3,231	-52.23	379,070	121,008	-68.08
NEW ZEALAND	24,340	157	-99.35	703,619	2,572	-99.63
VANUATU	0	1,694	-	0	14,253	-
FIJI	82	94	14.63	427	806	88.76
SOLOMON ISLANDS	0	771	-	0	2,166	-
EAST TIMOR	31,238	0	-100	48,003	0	-100
UNITED STATES	1,008,414	805,992	-20.07	40,934,735	24,257,745	-40.74
CANADA	22,291	3,386	-84.81	1,796,205	529,224	-70.54
MEXICO	5,358	7,483	39.66	129,797	110,010	-15.24
VENEZUELA	1,798	1,319	-26.64	62,169	60,175	-3.21
ARGENTINA	0	1,990	-	0	26,730	-
BRAZIL	20,702	9,907	-52.14	304,327	305,645	0.43
COLOMBIA	5,782	8,175	41.39	147,485	228,416	54.87
ECUADOR	4,183	4,756	13.7	165,005	275,285	66.83
PERU	4,563	2,178	-52.27	48,047	26,669	-44.49
PUERTO RICO	28	0	-100	439	0	-100
DOMINICAN REPUBLIC	2,713	4,068	49.94	99,720	102,822	3.11
COSTA RICA	422	3,417	709.72	17,727	53,374	201.09
FRENCH POLYNESIA	547	58	-89.4	1,174	1,888	60.82
NETHERLANDS ANTILLES	271	0	-100	29,886	0	-100
UNITED KINGDOM	69,681	64,731	-7.1	1,095,392	1,248,767	14
NETHERLANDS	2,793	2,146	-23.17	582,467	264,054	-54.67
FRANCE	1,428	2,350	64.57	115,486	203,075	75.84
GERMANY, FED. REP. OF	265,741	88,344	-66.76	15,997,407	8,289,496	-48.18
BELGIUM	45	372	726.67	5,115	13,326	160.53
SWITZERLAND	1,776	31	-98.25	12,370	346	-97.2
LUXEMBOURG	473	373	-21.14	136,136	61,421	-54.88
DENMARK	1	431	43000	21	4,200	19900
SWEDEN	0	178	-	0	5,519	-
FINLAND	63	96	52.38	2,180	11,127	410.41
ITALY	2,592	843	-67.48	68,542	19,050	-72.21

TABEL 5. PERKEMBANGAN EKSPOR INDONESIA MENURUT KOMODITI DAN NEGARA TUJUAN

JENIS BARANG	BERAT BERSIH (KG)		PERUB	NILAI FOB (US \$)		PERUB
	JAN-OKT 2005	JAN-OKT 2006	%	JAN-OKT 2005	JAN-OKT 2006	%
(1)	(2)	(3)	(4)	(5)	(6)	(7)
SPAIN	6,738	6,799	0.91	559,770	346,796	-38.05
PORTUGAL	0	45	-	0	556	-
MONTSEERRAT	7,844	0	-100	117,296	0	-100
GREECE	273	229	-16.12	4,178	3,437	-17.74
VATICAN CITY STATE (HOLY SEE)	44	0	-100	1,980	0	-100
HUNGARY	956	239	-75	14,604	5,285	-63.81
ROMANIA	127	88	-30.71	33,477	24,844	-25.79
BULGARIA	5,073	283	-94.42	49,841	8,345	-83.26
YUGOSLAVIA	1,570	76	-95.16	18,436	25,178	36.57
SLOVAKIA	472	522	10.59	32,405	12,601	-61.11
SLOVENIA	0	372	-	0	5,063	-
CZECH REPUBLIC	20	0	-100	1,000	0	-100
FAEROE ISLANDS	43	0	-100	1,308	0	-100
-ALAT UKUR	220,088	322,939	46.73	7,909,860	6,091,941	-22.98
JAPAN	2,826	3,023	6.97	854,284	72,798	-91.48
HONG KONG	6,996	630	-90.99	72,151	67,951	-5.82
TAIWAN	2	0	-100	20	0	-100
CHINA	730	782	7.12	185,251	1,207	-99.35
PAPUA NEW GUINEA	135	1,211	797.04	5,196	1,641	-68.42
THAILAND	2,695	972	-63.93	38,097	246,102	545.99
SINGAPORE	80,832	232,861	188.08	2,159,830	2,920,748	35.23
PHILIPPINES	1,040	24	-97.69	1,558	150	-90.37
MALAYSIA	29,461	37,828	28.4	729,328	188,022	-74.22
MYANMAR (FORM. BURMA)	249	0	-100	26,878	0	-100
BRUNEI DARUSSALAM	271	20	-92.62	33,621	500	-98.51
VIET NAM	11,931	0	-100	195,766	0	-100
INDIA	21,046	8	-99.96	366,550	2,277	-99.38
PAKISTAN	515	144	-72.04	36,133	1,441	-96.01
IRAQ	0	130	-	0	12,340	-
SAUDI ARABIA	7,947	0	-100	146,000	0	-100
KUWAIT	550	270	-50.91	26,665	1,471	-94.48
YEMEN	6,512	0	-100	83,258	0	-100
OMAN	0	200	-	0	689	-
UNITED ARAB EMIRATES	12,099	2,964	-75.5	518,270	307,083	-40.75
QATAR	200	85	-57.5	26,405	116,783	342.28
EGYPT	1,679	1,535	-8.58	495,838	72,509	-85.38
LIBYAN ARAB JAMAHIRIYA	820	60	-92.68	173,000	32,394	-81.28
TUNISIA	611	0	-100	21,716	0	-100
SUDAN	3,250	29	-99.11	473,326	1,700	-99.64
GHANA	188	0	-100	126	0	-100
GUINEA	0	47	-	0	130	-
CONGO	0	93	-	0	1,140	-
SEYCHELLES	296	0	-100	40	0	-100
SAINT HELENA	24	0	-100	196	0	-100
RWANDA	0	208	-	0	4,455	-
AUSTRALIA	5,540	2,163	-60.96	310,269	46,057	-85.16
EAST TIMOR	80	0	-100	47	0	-100
UNITED STATES	1,745	3,546	103.21	234,725	300,534	28.04
CANADA	630	0	-100	29,742	0	-100
VENEZUELA	0	355	-	0	3,554	-
ECUADOR	0	201	-	0	7,440	-
EL SALVADOR	0	50	-	0	848	-
COSTA RICA	3,056	0	-100	114,209	0	-100
FRENCH POLYNESIA	126	75	-40.48	6,525	4,650	-28.74
UNITED KINGDOM	25	2,632	10428	2,000	186,035	9201.75
NETHERLANDS	2,486	1,775	-28.6	108,757	88,580	-18.55
FRANCE	1,252	1,128	-9.9	66,283	107,461	62.12
GERMANY, FED. REP. OF	7,781	7,966	2.38	138,696	148,352	6.96
AUSTRIA	1	0	-100	47	0	-100
BELGIUM	0	5,072	-	0	473,103	-
SWITZERLAND	800	343	-57.13	24,854	12,636	-49.16
DENMARK	0	35	-	0	4,597	-
NORWAY	120	694	478.33	4,740	49,757	949.73
SWEDEN	351	338	-3.7	19,880	25,363	27.58
IRELAND	290	1,860	541.38	18,073	138,616	666.98
ICELAND	0	197	-	0	8,400	-
GREECE	2,453	2,214	-9.74	138,706	150,964	8.84
HUNGARY	79	0	-100	8,279	0	-100
UKRAINE	0	9,036	-	0	273,459	-
LITHUANIA	0	135	-	0	8,004	-
RUSSIA FEDERATION	368	0	-100	14,525	0	-100

TABEL 5. PERKEMBANGAN EKSPOR INDONESIA MENURUT KOMODITI DAN NEGARA TUJUAN

JENIS BARANG	BERAT BERSIH (KG)		PERUB	NILAI FOB (US \$)		PERUB
	JAN-OKT 2005	JAN-OKT 2006	%	JAN-OKT 2005	JAN-OKT 2006	%
(1)	(2)	(3)	(4)	(5)	(6)	(7)
-LONCENG, ARLOJI DAN BAGIANN)	5,226,984	4,640,823	-11.21	54,932,267	66,684,430	21.39
JAPAN	186,145	181,054	-2.73	3,694,638	4,444,368	20.29
HONG KONG	232,679	237,309	1.99	2,490,236	2,954,690	18.65
KOREA, DEMOCRATIC PEOPLE'S RI	0	7	-	0	31	-
KOREA, REPUBLIC OF	11,945	22,869	91.45	447,292	324,029	-27.56
TAIWAN	258,133	361,405	40.01	693,342	1,857,432	167.9
CHINA	77,942	23,984	-69.23	645,634	421,912	-34.65
MACAU	4,950	5,741	15.98	45,574	59,060	29.59
PAPUA NEW GUINEA	6,978	3,158	-54.74	15,729	13,267	-15.65
THAILAND	111,069	69,364	-37.55	2,768,065	1,214,023	-56.14
SINGAPORE	415,296	547,645	31.87	4,582,010	11,889,798	159.49
PHILIPPINES	273,860	75,184	-72.55	2,793,153	1,054,910	-62.23
MALAYSIA	253,498	281,481	11.04	4,029,875	3,242,722	-19.53
MYANMAR (FORM. BURMA)	0	1,780	-	0	3,212	-
CAMBODIA	0	17,075	-	0	115,594	-
BRUNEI DARUSSALAM	426	3,833	799.77	40,144	117,752	193.32
NEPAL	101,587	0	-100	373,476	0	-100
BHUTAN	26,163	0	-100	177,389	0	-100
VIET NAM	234,516	270,747	15.45	2,017,607	3,010,936	49.23
MALDIVES	0	3,756	-	0	27,675	-
INDIA	1,102,134	647,851	-41.22	7,863,191	4,808,884	-38.84
PAKISTAN	154	1,626	955.84	292	29,035	9843.49
BANGLADESH	0	4	-	0	30	-
SRI LANKA	59,436	2,199	-96.3	265,498	20,133	-92.42
IRAN (ISLAMIC REPUBLIC OF)	166	0	-100	2,175	0	-100
SAUDI ARABIA	5,909	1,980	-66.49	32,348	16,666	-48.48
KUWAIT	4,571	544	-88.1	77,866	13,545	-82.6
JORDAN	20,169	0	-100	167,564	0	-100
LEBANON	5,648	0	-100	80,312	0	-100
YEMEN	63,444	62,352	-1.72	564,244	521,581	-7.56
OMAN	14,850	17,820	20	168,668	211,708	25.52
TURKEY	386	2,261	485.75	6,673	2,004,859	29944.34
UNITED ARAB EMIRATES	6,273	6,480	3.3	134,528	340,765	153.3
QATAR	45	5,063	11151.11	4,940	179,067	3524.84
BAHRAIN	0	20	-	0	396	-
EGYPT	3,076	1,320	-57.09	80,950	20,300	-74.92
LIBYAN ARAB JAMAHIRIYA	318	0	-100	95,510	0	-100
MOROCCO	97,510	113,346	16.24	685,276	888,523	29.66
SUDAN	640	0	-100	21,836	0	-100
TANZANIA, UNITED REPUBLIC OF	2	6	200	10	1,438	14280
MADAGASCAR	0	789	-	0	6,216	-
KENYA	45	0	-100	118	0	-100
REUNION	31	0	-100	41	0	-100
MOZAMBIQUE	20,299	21,749	7.14	154,773	172,758	11.62
TOGO	175	17,376	9829.14	1,337	122,782	9083.4
GUINEA	0	9,182	-	0	7,136	-
ANGOLA	6,165	0	-100	43,069	0	-100
CAMEROON	50,750	54,522	7.43	389,585	596,320	53.07
NIGERIA	7,678	23,433	205.2	72,841	343,673	371.81
GABON	0	977	-	0	8,638	-
COTE D'IVOIRE	102,749	36,717	-64.27	829,620	283,917	-65.78
SENEGAL	83,362	100,387	20.42	461,179	629,766	36.56
MAURITANIA	0	10,640	-	0	308,000	-
MALI	6,851	0	-100	58,812	0	-100
BENIN	37,503	4	-99.99	313,368	31	-99.99
BURKINA FASO	26,100	31,899	22.22	198,101	258,161	30.32
NIGER	2,900	7,975	175	22,490	66,236	194.51
CHAD	2,245	0	-100	20,148	0	-100
SOUTH AFRICA	64,844	146,485	125.9	460,273	584,827	27.06
ZIMBABWE	855	0	-100	698	0	-100
MAURITIUS	4	0	-100	17	0	-100
RWANDA	0	3	-	0	33	-
AUSTRALIA	165,180	145,043	-12.19	2,313,484	1,964,119	-15.1
NEW ZEALAND	15,684	21,903	39.65	321,737	345,831	7.49
FIJI	6,429	6,223	-3.2	59,563	53,520	-10.15
TONGA	58	0	-100	23	0	-100
EAST TIMOR	22	0	-100	30	0	-100
UNITED STATES	281,940	288,233	2.23	6,430,381	7,620,731	18.51
CANADA	4,399	6,345	44.24	78,701	92,483	17.51
MEXICO	20,423	21,781	6.65	348,525	371,232	6.52
GUATEMALA	42	0	-100	714	0	-100
PANAMA	0	659	-	0	10,055	-
CHILE	63,433	24,127	-61.96	145,945	408,762	180.08

TABEL 5. PERKEMBANGAN EKSPOR INDONESIA MENURUT KOMODITI DAN NEGARA TUJUAN

JENIS BARANG	BERAT BERSIH (KG)		PERUB	NILAI FOB (US \$)		PERUB
	JAN-OKT 2005	JAN-OKT 2006	%	JAN-OKT 2005	JAN-OKT 2006	%
(1)	(2)	(3)	(4)	(5)	(6)	(7)
ARGENTINA	113	1,330	1076.99	1,159	23,872	1959.71
BRAZIL	23,759	12,824	-46.02	428,267	203,103	-52.58
URUGUAY	26,580	0	-100	42,452	0	-100
PERU	54	0	-100	89	0	-100
DOMINICAN REPUBLIC	0	1	-	0	21	-
EL SALVADOR	0	3	-	0	12	-
NETHERLANDS ANTILLES	37	0	-100	22	0	-100
UNITED KINGDOM	66,543	128,125	92.54	1,136,434	1,947,785	71.39
NETHERLANDS	1,498	1,187	-20.76	103,949	204,709	96.93
FRANCE	14,518	88,271	508.01	220,059	3,850,614	1649.81
GERMANY, FED. REP. OF	74,189	78,022	5.17	1,249,620	1,872,344	49.83
AUSTRIA	1,226	935	-23.74	196,259	51,878	-73.57
BELGIUM	2,146	9	-99.58	12,743	26	-99.8
SWITZERLAND	64	112	75	2,055	3,428	66.81
DENMARK	34	500	1370.59	20,000	20,700	3.5
SWEDEN	9	1	-88.89	1,469	10	-99.32
FINLAND	819	600	-26.74	137,722	95,740	-30.48
ITALY	1,226	1,610	31.32	29,828	38,176	27.99
SPAIN	5,763	6,068	5.29	135,066	103,886	-23.09
PORTUGAL	413,023	320,644	-22.37	3,024,521	3,094,691	2.32
GREECE	5	0	-100	248	0	-100
CZECHOSLOVAKIA	1,322	0	-100	4,480	0	-100
HUNGARY	1,745	2,238	28.25	38,404	38,110	-0.77
POLAND	4	0	-100	31	0	-100
ROMANIA	9,109	153	-98.32	66,066	2,260	-96.58
BULGARIA	1	0	-100	100	0	-100
MOLDOVA, REPUBLIC OF	353	205	-41.93	7,970	6,966	-12.6
LATVIA	73	0	-100	205	0	-100
GEORGIA	31,115	40,600	30.48	254,548	441,852	73.58
MALTA	3	0	-100	12	0	-100
SLOVAKIA	80	578	622.5	6,981	415,780	5855.88
CZECH REPUBLIC	0	10,918	-	0	204,030	-
SOUTH GEORGIA AND THE SOUTH REP. OF MACEDONIA	0	1	-	0	14	-
RUSSIA FEDERATION	1,489	15	-98.99	19,890	363	-98.17
-COKLAT OLAHAN	78,964,005	98,584,353	24.85	169,096,658	192,696,155	13.96
JAPAN	1,692,742	1,564,147	-7.6	3,393,611	4,225,076	24.5
HONG KONG	152,369	157,378	3.29	337,636	353,846	4.8
KOREA, REPUBLIC OF	747,262	874,188	16.99	907,896	750,526	-17.33
TAIWAN	272,105	210,898	-22.49	1,682,463	415,845	-75.28
CHINA	2,329,131	3,477,802	49.32	1,531,418	1,963,857	28.24
PAPUA NEW GUINEA	13,353	12,109	-9.32	24,861	15,150	-39.06
THAILAND	1,160,428	1,978,624	70.51	2,071,561	3,524,181	70.12
SINGAPORE	1,932,653	1,593,276	-17.56	3,077,535	2,655,477	-13.71
PHILIPPINES	5,283,079	6,524,266	23.49	5,739,446	4,944,999	-13.84
MALAYSIA	1,624,249	3,003,815	84.94	2,421,114	2,854,712	17.91
MYANMAR (FORM. BURMA)	0	21,992	-	0	17,091	-
CAMBODIA	8,100	15,783	94.85	11,700	21,625	84.83
BRUNEI DARUSSALAM	207,774	61,711	-70.3	568,443	115,350	-79.71
VIET NAM	56,648	122,393	116.06	101,362	146,771	44.8
MALDIVES	9,004	11,638	29.25	21,974	19,319	-12.08
INDIA	730,209	1,326,776	81.7	1,127,356	1,440,075	27.74
PAKISTAN	209,281	573,227	173.9	214,973	462,142	114.98
BANGLADESH	54,955	70,719	28.69	39,489	86,021	117.84
SRI LANKA	142,365	134,453	-5.56	187,228	132,423	-29.27
IRAN (ISLAMIC REPUBLIC OF)	380,995	448,999	17.85	415,180	398,240	-4.08
SAUDI ARABIA	89,692	38,653	-56.9	102,788	89,711	-12.72
KUWAIT	76,806	69,603	-9.38	193,480	155,654	-19.55
JORDAN	0	39,919	-	0	75,201	-
LEBANON	35,999	0	-100	19,715	0	-100
YEMEN	446,163	69,087	-84.52	516,038	94,876	-81.61
OMAN	25,457	11,595	-54.45	54,321	26,100	-51.95
SYRIA ARAB REPUBLIC	0	254,849	-	0	184,786	-
TURKEY	134,999	557,298	312.82	128,845	370,366	187.45
UNITED ARAB EMIRATES	1,825,266	2,122,835	16.3	6,019,672	7,586,160	26.02
QATAR	358	74	-79.33	2,786	311	-88.84
BAHRAIN	72,393	21,161	-70.77	161,782	52,748	-67.4
EGYPT	367,900	388,700	5.65	829,051	1,047,548	26.36
MOROCCO	0	525	-	0	525	-
ALGERIA	195,000	0	-100	156,900	0	-100
SUDAN	0	75	-	0	755	-
ERITREA	10,800	0	-100	16,065	0	-100

TABEL 5. PERKEMBANGAN EKSPOR INDONESIA MENURUT KOMODITI DAN NEGARA TUJUAN

JENIS BARANG	BERAT BERSIH (KG)		PERUB	NILAI FOB (US \$)		PERUB
	JAN-OKT 2005	JAN-OKT 2006	%	JAN-OKT 2005	JAN-OKT 2006	%
(1)	(2)	(3)	(4)	(5)	(6)	(7)
TANZANIA, UNITED REPUBLIC OF	8,049	0	-100	16,678	0	-100
MADAGASCAR	6,036	85,676	1319.42	12,744	89,102	599.17
KENYA	78,834	151,244	91.85	180,955	308,792	70.65
TOGO	86,400	43,200	-50	120,000	61,200	-49
GHANA	1,177	43,200	3570.35	2,135	60,000	2710.3
GUINEA	0	2,084	-	0	3,150	-
CAMEROON	0	15,210	-	0	22,815	-
NIGERIA	1,289	0	-100	5,269	0	-100
COTE D'IVOIRE	9,419	0	-100	13,772	0	-100
MAURITANIA	73,095	14,400	-80.3	109,400	20,800	-80.99
BENIN	12,900	14,850	15.12	25,800	34,031	31.9
GAMBIA	0	1,278	-	0	8,152	-
CENTRAL AFRICAN REPUBLIC	0	23,000	-	0	8,510	-
SOUTH AFRICA	1,986,735	2,103,838	5.89	3,810,857	4,170,375	9.43
ZIMBABWE	46,663	13,999	-70	57,235	28,260	-50.62
MAURITIUS	3,480	18,058	418.91	7,050	34,008	382.38
AUSTRALIA	3,426,430	7,849,705	129.09	9,639,367	23,585,348	144.68
NEW ZEALAND	533,927	1,293,875	142.33	1,315,845	2,978,397	126.35
MICRONESIA, FEDERATED STATES	0	1,695	-	0	7,315	-
VANUATU	3,421	26,180	665.27	7,835	41,339	427.62
AMERICAN SAMOA	2,141	3,879	81.18	4,305	4,116	-4.39
COOK ISLANDS	458	0	-100	327	0	-100
FIJI	70,024	80,279	14.64	142,707	167,025	17.04
KIRIBATI	0	248	-	0	555	-
SAMOA	0	684	-	0	3,821	-
SOLOMON ISLANDS	2,649	7,880	197.47	19,300	18,188	-5.76
TONGA	8,330	29,467	253.75	14,719	59,366	303.33
TUVALU	0	169	-	0	329	-
EAST TIMOR	29,527	32,006	8.4	16,556	36,364	119.64
UNITED STATES	15,713,582	17,402,451	10.75	52,142,998	53,010,996	1.66
CANADA	600,000	200,522	-66.58	2,080,000	701,289	-66.28
MEXICO	289,000	1,370,200	374.12	333,135	909,900	173.13
CHILE	0	63,998	-	0	38,450	-
ARGENTINA	46,497	0	-100	42,870	0	-100
BRAZIL	357,600	3,756,520	950.48	317,805	1,876,969	490.6
URUGUAY	0	145,000	-	0	58,500	-
JAMAICA	8,686	8,777	1.05	22,982	22,703	-1.21
FRENCH POLYNESIA	3,972	1,660	-58.21	8,743	3,252	-62.8
UNITED KINGDOM	1,244,050	402,666	-67.63	2,801,300	1,051,972	-62.45
NETHERLANDS	5,428,360	8,035,950	48.04	17,298,868	28,849,029	66.77
FRANCE	8,460,059	6,003,999	-29.03	27,533,759	21,821,976	-20.74
GERMANY, FED. REP. OF	481,101	1,378,309	186.49	1,638,447	1,580,510	-3.54
BELGIUM	2,427,389	3,351,400	38.07	5,795,300	9,917,777	71.13
SWITZERLAND	84,112	2,272	-97.3	126,635	37,345	-70.51
DENMARK	57	0	-100	110	0	-100
SWEDEN	0	9,054	-	0	22,892	-
SPAIN	11,714,790	16,974,830	44.9	4,764,410	5,887,178	23.57
GREECE	106,998	256,000	139.26	69,238	84,409	21.91
HUNGARY	94,949	122,309	28.82	81,205	69,368	-14.58
POLAND	31,998	32,000	0.01	17,682	12,280	-30.55
ROMANIA	34,000	0	-100	20,146	0	-100
BULGARIA	3,153,587	666,765	-78.86	1,422,231	188,538	-86.74
UKRAINE	659,500	284,999	-56.79	755,230	210,876	-72.08
UZBEKISTAN	34,000	34,000	0	24,106	16,456	-31.73
LITHUANIA	14,000	328,000	2242.86	16,800	257,280	1431.43
LATVIA	55,999	0	-100	61,220	0	-100
ESTONIA	1,193,200	25,000	-97.9	4,072,008	10,625	-99.74
CROATIA	17,000	56,000	229.41	14,135	31,360	121.86
SLOVENIA	30,000	0	-100	35,250	0	-100
CZECH REPUBLIC	1,000	0	-100	500	0	-100
RUSSIA FEDERATION	0	57,000	-	0	45,400	-
-GULA TETES	170,054,204	433,662,955	155.01	14,580,690	39,986,764	174.24
JAPAN	18,976,343	12,231,994	-35.54	1,322,908	1,191,754	-9.91
HONG KONG	19,800	19,800	0	8,712	8,712	0
KOREA, REPUBLIC OF	50,002,600	196,673,179	293.33	4,496,421	19,515,627	334.03
TAIWAN	39,858,818	36,362,599	-8.77	3,083,306	3,263,088	5.83
PAPUA NEW GUINEA	0	13,843	-	0	19,033	-
SINGAPORE	56,055	69,508	24	25,840	36,816	42.48
MALAYSIA	98,359	179,037	82.02	42,158	46,284	9.79
VIET NAM	48,122,548	152,013,860	215.89	4,575,240	13,274,797	190.14
MALDIVES	0	761	-	0	1,250	-
INDIA	5,000,000	0	-100	325,000	0	-100

TABEL 5. PERKEMBANGAN EKSPOR INDONESIA MENURUT KOMODITI DAN NEGARA TUJUAN

JENIS BARANG	BERAT BERSIH (KG)		PERUB	NILAI FOB (US \$)		PERUB
	JAN-OKT 2005	JAN-OKT 2006	%	JAN-OKT 2005	JAN-OKT 2006	%
(1)	(2)	(3)	(4)	(5)	(6)	(7)
VANUATU	3,860	0	-100	3,706	0	-100
SOLOMON ISLANDS	746	0	-100	781	0	-100
UNITED STATES	62	0	-100	85	0	-100
UNITED KINGDOM	7,915,000	7,716,854	-2.5	696,520	702,233	0.82
NETHERLANDS	13	0	-100	13	0	-100
SPAIN	0	28,381,520	-	0	1,927,170	-
-KERUPUK UDANG	4,898,481	5,465,818	11.58	6,492,130	7,640,460	17.69
JAPAN	84,538	167,462	98.09	147,718	287,333	94.51
HONG KONG	61,037	132,176	116.55	111,616	198,070	77.46
KOREA, REPUBLIC OF	923,565	576,219	-37.61	1,279,862	834,883	-34.77
TAIWAN	49,786	101,359	103.59	48,394	47,455	-1.94
SINGAPORE	103,815	93,772	-9.67	142,796	129,113	-9.58
MALAYSIA	411,926	204,455	-50.37	271,514	155,409	-42.76
BRUNEI DARUSSALAM	0	1,060	-	0	2,081	-
INDIA	9,000	443	-95.08	4,680	867	-81.47
SRI LANKA	12,575	0	-100	10,275	0	-100
SAUDI ARABIA	299,132	588,648	96.79	246,830	511,447	107.21
KUWAIT	2,454	2,909	18.54	2,231	1,832	-17.88
YEMEN	1,486	48,640	3173.22	945	32,996	3391.64
UNITED ARAB EMIRATES	31,960	41,322	29.29	26,314	46,945	78.4
NAMIBIA	20	0	-100	38	0	-100
AUSTRALIA	65,066	41,081	-36.86	94,774	68,503	-27.72
NEW ZEALAND	0	308	-	0	687	-
UNITED STATES	157,077	116,743	-25.68	342,319	283,393	-17.21
CANADA	10,837	2,134	-80.31	17,085	4,466	-73.86
UNITED KINGDOM	273,784	478,936	74.93	402,526	667,452	65.82
NETHERLANDS	2,046,971	2,262,365	10.52	2,825,068	3,434,981	21.59
FRANCE	247,748	389,241	57.11	441,565	692,923	56.92
BELGIUM	103,800	86,318	-16.84	73,580	61,423	-16.52
IRELAND	1,904	0	-100	2,000	0	-100
SPAIN	0	13,600	-	0	19,360	-
ROMANIA	0	116,627	-	0	158,841	-
-BUAH/SAYURAN OLAHAN	387,548,933	410,321,951	5.88	228,563,915	214,691,151	-6.07
JAPAN	14,047,825	14,091,145	0.31	12,443,976	10,919,063	-12.25
HONG KONG	1,731,194	2,842,249	64.18	1,923,651	4,559,438	137.02
KOREA, DEMOCRATIC PEOPLE'S RI	0	28,525	-	0	17,281	-
KOREA, REPUBLIC OF	1,607,681	1,332,956	-17.09	1,238,546	1,122,855	-9.34
TAIWAN	6,824,099	9,886,597	44.88	2,586,606	2,707,001	4.65
CHINA	2,372,161	13,481,043	468.3	725,387	2,042,188	181.53
PAPUA NEW GUINEA	2,490	10,104	305.78	4,230	8,496	100.85
THAILAND	506,857	1,208,869	138.5	244,813	291,760	19.18
SINGAPORE	80,191,024	72,069,244	-10.13	49,476,122	44,864,539	-9.32
PHILIPPINES	34,301,354	9,439,294	-72.48	11,483,978	3,536,957	-69.2
MALAYSIA	39,437,325	81,833,519	107.5	6,549,610	12,560,944	91.78
MYANMAR (FORM. BURMA)	90	8,314	9137.78	77	11,261	14524.68
CAMBODIA	0	177,000	-	0	1,680	-
BRUNEI DARUSSALAM	37,510	57,924	54.42	31,699	98,789	211.65
NEPAL	0	511,166	-	0	623,279	-
VIET NAM	9,365,991	4,470,649	-52.27	8,296,607	3,238,363	-60.97
MALDIVES	23,005	18,928	-17.72	34,186	29,986	-12.29
INDIA	32,711,225	17,728,719	-45.8	29,263,151	11,858,391	-59.48
PAKISTAN	9,697,280	6,199,205	-36.07	2,200,582	1,728,094	-21.47
BANGLADESH	136,330	25,000	-81.66	90,871	250	-99.72
SRI LANKA	72,346	0	-100	8,343	0	-100
IRAN (ISLAMIC REPUBLIC OF)	413,000	139,987	-66.1	186,645	61,167	-67.23
SAUDI ARABIA	828,105	763,759	-7.77	724,829	654,408	-9.72
KUWAIT	88	183,208	208090.91	80	84,775	105868.75
JORDAN	62,500	101,400	62.24	12,500	102,775	722.2
LEBANON	81,406	101,200	24.32	314,269	473,646	50.71
YEMEN	0	21,685	-	0	12,765	-
SYRIA ARAB REPUBLIC	104,123	54,924	-47.25	129,925	83,370	-35.83
TURKEY	196,982	380,782	93.31	104,451	269,799	158.3
UNITED ARAB EMIRATES	1,864,635	3,502,947	87.86	1,335,777	1,964,337	47.06
QATAR	75,480	124,100	64.41	39,665	50,890	28.3
BAHRAIN	170,600	216,700	27.02	88,906	91,403	2.81
CYPRUS	17,472	12,500	-28.46	9,750	9,125	-6.41
EGYPT	1,039,805	1,507,047	44.94	669,051	869,891	30.02
LIBYAN ARAB JAMAHIRIYA	35,460	24,990	-29.53	19,152	15,869	-17.14
MOROCCO	220,680	141,375	-35.94	139,343	95,901	-31.18
TUNISIA	12,500	12,500	0	2,500	2,500	0
ALGERIA	422,472	228,400	-45.94	312,224	148,590	-52.41

TABEL 5. PERKEMBANGAN EKSPOR INDONESIA MENURUT KOMODITI DAN NEGARA TUJUAN

JENIS BARANG	BERAT BERSIH (KG)		PERUB	NILAI FOB (US \$)		PERUB
	JAN-OKT 2005	JAN-OKT 2006	%	JAN-OKT 2005	JAN-OKT 2006	%
(1)	(2)	(3)	(4)	(5)	(6)	(7)
ERITREA	0	88,560	-	0	40,500	-
MADAGASCAR	0	1,781	-	0	4,968	-
KENYA	25	12,985	51840	31	2,894	9235.48
REUNION	0	8,363	-	0	5,910	-
TOGO	917	0	-100	1,025	0	-100
ANGOLA	25,000	127,000	408	5,000	51,140	922.8
NIGERIA	0	54,815	-	0	78,946	-
SIERRA LEONE	0	35,768	-	0	17,386	-
SEYCHELLES	0	3,512	-	0	13,859	-
SAINT HELENA	0	53,071	-	0	20,540	-
SWAZILAND	36,192	0	-100	15,436	0	-100
SOUTH AFRICA	741,445	940,113	26.79	520,334	467,819	-10.09
MAURITIUS	155,162	120,874	-22.1	101,932	75,599	-25.83
AUSTRALIA	1,987,491	2,037,267	2.5	1,562,388	1,263,703	-19.12
NEW ZEALAND	154,834	542,181	250.17	132,952	460,246	246.17
MICRONESIA, FEDERATED STATES	0	6,597	-	0	4,950	-
GUAM	0	368	-	0	1,165	-
NEW CALEDONIA	20,770	1,440	-93.07	19,975	1,800	-90.99
NORTHERN MARIANA ISLANDS	1,155	2,506	116.97	834	1,869	124.1
VANUATU	14,123	807	-94.29	8,570	1,465	-82.91
AMERICAN SAMOA	515	2,808	445.24	852	3,923	360.45
COOK ISLANDS	677	7	-98.97	1,024	35	-96.58
FIJI	5,098	1,786	-64.97	9,988	2,179	-78.18
MARSHALL ISLANDS	3,292	0	-100	2,789	0	-100
SAMOA	0	562	-	0	3,330	-
SOLOMON ISLANDS	0	2,952	-	0	32,445	-
TUVALU	0	576	-	0	1,080	-
EAST TIMOR	25,636	124,940	387.36	16,875	47,482	181.37
UNITED STATES	47,211,621	50,946,359	7.91	41,693,824	41,786,322	0.22
CANADA	758,652	476,629	-37.17	1,308,148	1,622,571	24.04
MEXICO	17,730	367,683	1973.79	10,350	394,247	3709.15
PANAMA	16,666	16,193	-2.84	11,896	11,800	-0.81
SURINAME	40	53,607	133917.5	76	29,110	38202.63
CHILE	3,094,989	3,342,393	7.99	1,767,532	1,723,707	-2.48
ARGENTINA	2,926,173	5,737,977	96.09	1,675,432	3,311,218	97.63
BRAZIL	1,729,089	1,707,750	-1.23	963,964	748,256	-22.38
URUGUAY	221,707	371,887	67.74	154,864	211,957	36.87
PARAGUAY	0	75,000	-	0	54,125	-
PERU	157,263	389,276	147.53	61,883	133,460	115.67
PUERTO RICO	107,373	34,320	-68.04	93,940	29,172	-68.95
DOMINICAN REPUBLIC	0	48,988	-	0	37,721	-
EL SALVADOR	0	33,566	-	0	145,851	-
COSTA RICA	12,000	0	-100	9,000	0	-100
FALKLAND ISLANDS (MALVINAS)	0	13,758	-	0	15,120	-
FRENCH POLYNESIA	0	33,998	-	0	12,303	-
NETHERLANDS ANTILLES	0	24	-	0	235	-
SAINT LUCIA	1,753	0	-100	1,004	0	-100
GAUDELLOUPE	304	0	-100	1,308	0	-100
UNITED KINGDOM	1,828,092	2,878,451	57.46	1,173,922	1,807,180	53.94
NETHERLANDS	22,078,721	17,559,295	-20.47	11,249,937	9,883,450	-12.15
FRANCE	2,271,311	2,868,585	26.3	1,322,075	1,773,983	34.18
GERMANY, FED. REP. OF	28,426,801	26,440,684	-6.99	12,776,700	12,802,110	0.2
AUSTRIA	1,176,684	1,926,527	63.73	655,957	1,115,738	70.09
BELGIUM	1,227,542	2,308,782	88.08	754,444	1,681,256	122.85
SWITZERLAND	36,720	114,975	213.11	18,200	72,288	297.19
MONACO	46,272	0	-100	36,642	0	-100
DENMARK	828,084	910,396	9.94	486,336	588,929	21.1
NORWAY	1,152,634	1,669,701	44.86	973,522	1,582,249	62.53
SWEDEN	711,780	1,522,523	113.9	415,962	953,596	129.25
FINLAND	1,318,594	3,469,968	163.16	872,604	1,881,301	115.6
IRELAND	107,260	54,350	-49.33	67,235	24,626	-63.37
ITALY	3,142,151	3,518,314	11.97	1,817,301	1,882,555	3.59
SPAIN	15,632,645	18,263,288	16.83	9,929,214	11,887,868	19.73
PORTUGAL	362,490	240,450	-33.67	168,390	168,368	-0.01
ICELAND	0	18,027	-	0	9,302	-
GREECE	451,784	637,574	41.12	267,782	332,015	23.99
ANDORRA	0	26,000	-	0	10,400	-
HUNGARY	604,407	564,341	-6.63	289,986	269,926	-6.92
POLAND	2,912,496	2,315,128	-20.51	1,813,513	1,525,162	-15.9
ROMANIA	297,662	1,356,545	355.73	126,139	549,747	335.83
BULGARIA	152,440	62,000	-59.33	58,988	40,883	-30.69
ARMENIA	0	12,500	-	0	2,500	-
BELARUS	0	90,404	-	0	48,740	-

TABEL 5. PERKEMBANGAN EKSPOR INDONESIA MENURUT KOMODITI DAN NEGARA TUJUAN

JENIS BARANG	BERAT BERSIH (KG)		PERUB	NILAI FOB (US \$)		PERUB
	JAN-OKT 2005	JAN-OKT 2006	%	JAN-OKT 2005	JAN-OKT 2006	%
	(1)	(2)	(3)	(4)	(5)	(6)
KAZAKHSTAN	26,000	52,000	100	21,840	39,936	82.86
UKRAINE	93,720	990,117	956.46	61,240	502,873	721.15
UZBEKISTAN	25,000	0	-100	5,000	0	-100
LITHUANIA	37,440	99,833	166.65	38,956	66,641	71.07
LATVIA	27,456	121,306	341.82	26,208	108,953	315.72
ESTONIA	26,000	362,336	1293.6	24,110	183,448	660.88
CROATIA	78,450	33,819	-56.89	43,418	16,167	-62.76
BOSNIA AND HERZEGOVINA	20,000	62,500	212.5	17,800	45,825	157.44
MALTA	16,797	60,000	257.21	1,282	4,200	227.61
SLOVAKIA	12,500	0	-100	2,500	0	-100
SLOVENIA	677,904	736,638	8.66	322,242	351,490	9.08
CZECH REPUBLIC	67,630	603,667	792.6	35,732	310,576	769.18
REP. OF MACEDONIA	25,500	0	-100	19,890	0	-100
FAEROE ISLANDS	29,999	0	-100	3,700	0	-100
RUSSIA FEDERATION	3,579,180	7,611,926	112.67	1,820,420	4,082,636	124.27
-MINUMAN OLAHAN	50,445,345	63,731,865	26.34	25,128,232	35,094,837	39.66
JAPAN	5,509,907	21,851,182	296.58	3,440,172	13,468,891	291.52
HONG KONG	573,940	904,159	57.54	1,050,621	1,854,568	76.52
KOREA, REPUBLIC OF	63,543	55,355	-12.89	53,072	57,761	8.84
TAIWAN	3,497,507	3,165,917	-9.48	2,202,838	2,133,787	-3.13
CHINA	3,430	2,577	-24.87	10,120	4,986	-50.73
MONGOLIA	0	16,444	-	0	9,221	-
PAPUA NEW GUINEA	34,667	1,219,538	3417.86	33,600	2,755,463	8100.78
THAILAND	5,992,956	2,796,974	-53.33	3,595,837	525,959	-85.37
SINGAPORE	20,075,606	21,060,307	4.9	5,136,474	6,077,173	18.31
PHILIPPINES	2,849,808	1,486,160	-47.85	1,178,586	569,732	-51.66
MALAYSIA	3,264,181	2,237,284	-31.46	2,132,776	1,622,229	-23.94
CAMBODIA	0	129,857	-	0	45,110	-
BRUNEI DARUSSALAM	2,687,924	1,073,899	-60.05	1,766,106	681,043	-61.44
VIET NAM	210,839	289,451	37.29	164,606	422,348	156.58
MALDIVES	184,495	167,140	-9.41	143,207	139,332	-2.71
INDIA	13,944	5,455	-60.88	64,966	9,022	-86.11
PAKISTAN	45	5,560	12255.56	194	29,919	15322.16
BANGLADESH	734	9,460	1188.83	6,175	23,466	280.02
SRI LANKA	3,109	0	-100	50	0	-100
SAUDI ARABIA	204,144	52,680	-74.19	107,903	37,332	-65.4
JORDAN	0	6,720	-	0	23,038	-
LEBANON	0	26,817	-	0	84,255	-
OMAN	483,441	657,922	36.09	322,990	430,654	33.33
SYRIA ARAB REPUBLIC	1,261	0	-100	5,004	0	-100
TURKEY	0	47,721	-	0	136,082	-
UNITED ARAB EMIRATES	573,499	943,321	64.49	1,347,138	1,187,315	-11.86
QATAR	0	36,552	-	0	23,926	-
BAHRAIN	36,894	55,961	51.68	24,150	36,953	53.01
EGYPT	17,820	0	-100	9,450	0	-100
LIBYAN ARAB JAMAHIRIYA	0	27,137	-	0	74,073	-
NAMIBIA	1,130	0	-100	5,708	0	-100
TANZANIA, UNITED REPUBLIC OF	8,574	0	-100	9,852	0	-100
MOZAMBIQUE	25,740	0	-100	7,920	0	-100
TOGO	0	16	-	0	20	-
GHANA	0	17,664	-	0	13,455	-
CONGO	308	0	-100	118	0	-100
CAMEROON	0	2,822	-	0	2,150	-
NIGERIA	74,953	0	-100	54,088	0	-100
SIERRA LEONE	0	34,560	-	0	25,775	-
SENEGAL	0	47,193	-	0	47,611	-
BENIN	111,642	72,186	-35.34	72,450	79,234	9.36
GAMBIA	14,976	2,887	-80.72	63,572	5,430	-91.46
CENTRAL AFRICAN REPUBLIC	17,664	0	-100	12,880	0	-100
SOUTH AFRICA	51,898	62,237	19.92	68,543	39,931	-41.74
AUSTRALIA	359,449	3,016,021	739.07	275,800	785,588	184.84
NEW ZEALAND	1,341	7,823	483.37	1,382	15,160	996.96
MICRONESIA, FEDERATED STATES	1,008	0	-100	2,753	0	-100
NORTHERN MARIANA ISLANDS	20,000	41,160	105.8	6,023	8,797	46.06
VANUATU	71,886	115,758	61.03	12,810	24,553	91.67
WALLIS AND FUTUNA ISLANDS	73	0	-100	78	0	-100
AMERICAN SAMOA	0	83,579	-	0	11,364	-
COOK ISLANDS	12,751	0	-100	15,205	0	-100
FIJI	100	42	-58	176	223	26.7
KIRIBATI	0	758	-	0	1,044	-
MARSHALL ISLANDS	56,805	0	-100	9,127	0	-100
SOLOMON ISLANDS	623,248	455,259	-26.95	105,284	250,122	137.57

TABEL 5. PERKEMBANGAN EKSPOR INDONESIA MENURUT KOMODITI DAN NEGARA TUJUAN

JENIS BARANG	BERAT BERSIH (KG)		PERUB	NILAI FOB (US \$)		PERUB
	JAN-OKT 2005	JAN-OKT 2006	%	JAN-OKT 2005	JAN-OKT 2006	%
(1)	(2)	(3)	(4)	(5)	(6)	(7)
TONGA	154,935	170,148	9.82	76,287	63,009	-17.41
TUVALU	46	0	-100	198	0	-100
EAST TIMOR	1,246,635	412,829	-66.88	497,104	83,236	-83.26
UNITED STATES	592,186	384,661	-35.04	328,591	271,670	-17.32
CANADA	38,610	84,743	119.48	54,488	145,139	166.37
PANAMA	78	0	-100	100	0	-100
SURINAME	358	0	-100	650	0	-100
BELIZE	4,561	40	-99.12	9,624	383	-96.02
DOMINICAN REPUBLIC	38,198	0	-100	39,600	0	-100
HAITI	0	28,648	-	0	29,100	-
UNITED KINGDOM	230,027	55,652	-75.81	91,378	49,454	-45.88
NETHERLANDS	218,923	204,350	-6.66	227,583	234,085	2.86
FRANCE	883	0	-100	1,598	0	-100
GERMANY, FED. REP. OF	59,524	61,628	3.53	127,209	128,271	0.83
AUSTRIA	0	110	-	0	349	-
BELGIUM	3	1,978	65833.33	40	10,201	25402.5
SWITZERLAND	261	200	-23.37	1,225	1,742	42.2
DENMARK	109,074	0	-100	56,632	0	-100
FINLAND	0	352	-	0	679	-
IRELAND	143	184	28.67	74	121	63.51
SPAIN	13,042	23,902	83.27	95,809	180,586	88.49
GREECE	0	8,460	-	0	82,048	-
CZECHOSLOVAKIA	618	0	-100	238	0	-100
ESTONIA	0	2,465	-	0	40,669	-
-ROKOK DAN TEMBAKAU OLAHAN	49,743,641	58,315,930	17.23	215,393,076	237,123,955	10.09
JAPAN	303,879	229,510	-24.47	2,444,867	2,618,365	7.1
HONG KONG	8,276	5,418	-34.53	64,706	43,998	-32
KOREA, DEMOCRATIC PEOPLE'S R	0	70	-	0	272	-
KOREA, REPUBLIC OF	5,690	69,137	1115.06	49,448	343,338	594.34
TAIWAN	9,664	22,528	133.11	50,038	107,001	113.84
CHINA	0	16,400	-	0	85,368	-
MACAU	49,576	47,279	-4.63	262,036	209,751	-19.95
PAPUA NEW GUINEA	0	29,999	-	0	118,800	-
THAILAND	3,130,616	3,777,077	20.65	9,619,438	12,422,040	29.13
SINGAPORE	4,428,732	4,325,325	-2.33	46,313,017	45,858,723	-0.98
PHILIPPINES	4,748,968	4,114,722	-13.36	19,312,582	17,124,588	-11.33
MALAYSIA	4,390,711	7,180,882	63.55	32,387,163	44,992,677	38.92
MYANMAR (FORM. BURMA)	2,525,090	1,104,000	-56.28	5,896,023	2,561,280	-56.56
CAMBODIA	15,655,813	16,181,392	3.36	49,497,424	51,956,944	4.97
BRUNEI DARUSSALAM	64,972	25,591	-60.61	664,480	200,939	-69.76
LAO PEOPLE'S DEMOCRATIC REPU	337	0	-100	2,516	0	-100
VIET NAM	301,963	459,424	52.15	2,527,952	3,086,750	22.1
INDIA	11,000	784	-92.87	84,000	5,790	-93.11
PAKISTAN	450,871	1,200	-99.73	1,041,771	4,290	-99.59
BANGLADESH	468	1,131	141.67	6,552	6,910	5.46
SRI LANKA	11,931	49,440	314.38	271,970	660,865	142.99
SAUDI ARABIA	72,652	72,062	-0.81	846,872	865,930	2.25
JORDAN	2,515,055	1,229,883	-51.1	8,274,000	4,083,529	-50.65
LEBANON	106,552	51,072	-52.07	350,500	176,400	-49.67
YEMEN	40	0	-100	150	0	-100
TURKEY	277,350	2,397,073	764.28	1,014,562	8,281,630	716.28
UNITED ARAB EMIRATES	193,010	248,955	28.99	908,475	862,711	-5.04
QATAR	159	1,119	603.77	672	12,116	1702.98
BAHRAIN	0	77	-	0	1,128	-
CYPRUS	9	72	700	311	3,490	1022.19
EGYPT	16,000	0	-100	2,240	0	-100
ALGERIA	0	130,000	-	0	52,000	-
MADAGASCAR	0	9,001	-	0	6,301	-
SOUTH AFRICA	39,680	40,275	1.5	78,480	87,704	11.75
ZIMBABWE	72,343	0	-100	57,874	0	-100
MAURITIUS	0	40	-	0	3,168	-
AUSTRALIA	222,576	869,913	290.84	844,010	2,962,779	251.04
EAST TIMOR	28,521	22,886	-19.76	319,849	495,958	55.06
UNITED STATES	2,044,662	5,377,978	163.03	6,287,624	9,595,592	52.61
CANADA	50,373	39,081	-22.42	244,744	220,120	-10.06
MEXICO	0	4,200	-	0	33,600	-
HONDURAS	0	18,597	-	0	57,303	-
NICARAGUA	1,328	0	-100	25,000	0	-100
PANAMA	65,386	15,999	-75.53	386,631	129,185	-66.59
SURINAME	1,414	570	-59.69	3,832	2,650	-30.85
CHILE	34,165	75	-99.78	243,152	2,331	-99.04
ARGENTINA	126,528	135,336	6.96	130,140	223,593	71.81

TABEL 5. PERKEMBANGAN EKSPOR INDONESIA MENURUT KOMODITI DAN NEGARA TUJUAN

JENIS BARANG	BERAT BERSIH (KG)		PERUB	NILAI FOB (US \$)		PERUB
	JAN-OKT 2005	JAN-OKT 2006	%	JAN-OKT 2005	JAN-OKT 2006	%
(1)	(2)	(3)	(4)	(5)	(6)	(7)
BRAZIL	4,532	52,987	1069.17	78,212	253,163	223.69
BOLIVIA	768	5,902	668.49	6,066	53,290	778.5
URUGUAY	40,000	0	-100	15,000	0	-100
PARAGUAY	67,713	94,440	39.47	1,179,073	1,594,080	35.2
PERU	2,102	0	-100	10,590	0	-100
PUERTO RICO	684,546	1,285,997	87.86	802,178	1,131,917	41.11
DOMINICAN REPUBLIC	100	66,584	66484	50	627,178	1254256
NETHERLANDS ANTILLES	1,192	0	-100	10,650	0	-100
UNITED KINGDOM	75,780	27,370	-63.88	145,022	52,559	-63.76
NETHERLANDS	1,560,978	1,454,331	-6.83	6,442,456	6,013,317	-6.66
FRANCE	152,678	53,745	-64.8	255,356	74,086	-70.99
GERMANY, FED. REP. OF	989,982	1,577,879	59.38	3,388,521	4,570,324	34.88
AUSTRIA	2,648	209,318	7804.76	15,899	379,751	2288.52
BELGIUM	1,539,015	1,104,660	-28.22	5,284,967	4,189,680	-20.72
SWITZERLAND	106,266	34,123	-67.89	205,170	64,003	-68.8
LUXEMBOURG	0	198,719	-	0	405,216	-
DENMARK	119,510	73,119	-38.82	1,788,161	1,241,774	-30.56
NORWAY	0	98,962	-	0	174,934	-
IRELAND	57,784	0	-100	66,453	0	-100
ITALY	4,799	19,204	300.17	18,834	31,686	68.24
SPAIN	46,831	36,107	-22.9	317,079	314,875	-0.7
PORTUGAL	576	37	-93.58	1,127	347	-69.21
GREECE	75	0	-100	3,550	0	-100
HUNGARY	1,902	1,534	-19.35	14,716	18,281	24.23
POLAND	4,630	102,683	2117.78	43,632	261,908	500.27
ALBANIA	0	19,800	-	0	38,610	-
BELARUS	0	57,420	-	0	53,856	-
KAZAKHSTAN	257,400	118,800	-53.85	412,830	172,854	-58.13
UKRAINE	365,100	414,600	13.56	1,158,435	778,572	-32.79
UZBEKISTAN	93,059	0	-100	230,769	0	-100
LITHUANIA	99	35	-64.65	2,761	630	-77.18
LATVIA	0	115,640	-	0	33,820	-
ESTONIA	0	34	-	0	1,012	-
CZECH REPUBLIC	2,016	1,702	-15.58	14,361	23,506	63.68
RUSSIA FEDERATION	1,595,200	2,784,625	74.56	2,966,057	4,000,819	34.89
-DAGING TERNAK	3,239,516	3,936,302	21.51	9,983,282	14,614,001	46.38
JAPAN	9,266	15,496	67.24	37,151	43,786	17.86
HONG KONG	101,950	105,091	3.08	154,961	221,620	43.02
KOREA, REPUBLIC OF	19,714	39,264	99.17	109,664	237,715	116.77
TAIWAN	22,435	9,619	-57.13	35,446	11,808	-66.69
THAILAND	6	9	50	50	600	1100
SINGAPORE	136,429	46,587	-65.85	207,359	142,168	-31.44
PHILIPPINES	0	2	-	0	30	-
MALAYSIA	107,053	65,290	-39.01	33,997	62,185	82.91
VIET NAM	23,508	0	-100	30,692	0	-100
INDIA	0	300	-	0	15	-
BURKINA FASO	0	19,078	-	0	71,679	-
AUSTRALIA	3,184	1,079	-66.11	31,176	2,059	-93.4
UNITED STATES	107	74,813	69818.69	2,176	570,798	26131.53
CANADA	21,919	37,200	69.72	101,857	144,638	42
PUERTO RICO	531	0	-100	9,799	0	-100
UNITED KINGDOM	0	12,240	-	0	85,779	-
NETHERLANDS	224,938	506,647	125.24	817,852	1,944,885	137.8
FRANCE	731,307	1,008,378	37.89	2,708,898	3,985,572	47.13
GERMANY, FED. REP. OF	300	0	-100	1,401	0	-100
BELGIUM	1,800,780	1,912,956	6.23	5,571,935	6,791,733	21.89
SWITZERLAND	36,050	18,461	-48.79	126,768	69,604	-45.09
ITALY	39	0	-100	2,100	0	-100
SPAIN	0	63,792	-	0	227,327	-
-DAGING UNGGAS	19,829	19	-99.9	55,562	18,223	-67.2
HONG KONG	34	0	-100	16,010	0	-100
KOREA, REPUBLIC OF	0	4	-	0	20	-
SINGAPORE	19,750	0	-100	21,528	0	-100
UNITED STATES	20	0	-100	18,000	0	-100
CANADA	0	14	-	0	18,200	-
NETHERLANDS	0	1	-	0	3	-
GERMANY, FED. REP. OF	25	0	-100	24	0	-100
-IKAN OLAHAN	127,842,631	125,501,723	-1.83	402,630,804	409,283,332	1.65
JAPAN	23,516,760	26,582,918	13.04	90,545,426	79,519,072	-12.18
HONG KONG	1,531,138	1,636,273	6.87	6,841,567	7,334,735	7.21

TABEL 5. PERKEMBANGAN EKSPOR INDONESIA MENURUT KOMODITI DAN NEGARA TUJUAN

JENIS BARANG	BERAT BERSIH (KG)		PERUB	NILAI FOB (US \$)		PERUB
	JAN-OKT 2005	JAN-OKT 2006	%	JAN-OKT 2005	JAN-OKT 2006	%
(1)	(2)	(3)	(4)	(5)	(6)	(7)
KOREA, REPUBLIC OF	1,618,228	2,123,489	31.22	2,414,185	2,629,199	8.91
TAIWAN	1,263,101	1,318,201	4.36	1,684,631	1,572,427	-6.66
CHINA	2,092,396	1,950,911	-6.76	2,044,004	2,505,729	22.59
PAPUA NEW GUINEA	26,000	0	-100	5,980	0	-100
THAILAND	6,013,680	3,776,673	-37.2	1,681,989	1,440,557	-14.35
SINGAPORE	8,127,947	6,880,656	-15.35	9,101,020	10,198,586	12.06
PHILIPPINES	57,214	140,963	146.38	99,251	159,846	61.05
MALAYSIA	3,137,440	3,919,064	24.91	2,188,986	2,849,912	30.19
CAMBODIA	46,159	30,482	-33.96	14,288	9,250	-35.26
BRUNEI DARUSSALAM	0	2,244	-	0	2,898	-
VIET NAM	446,663	503,248	12.67	953,158	1,075,839	12.87
MALDIVES	1,530	2,634	72.16	2,198	4,536	106.37
INDIA	0	1,000	-	0	103	-
PAKISTAN	0	26,000	-	0	20,800	-
SRI LANKA	4,549,671	3,539,936	-22.19	2,213,923	2,343,806	5.87
SAUDI ARABIA	1,412,684	2,499,049	76.9	4,823,374	8,544,395	77.15
KUWAIT	15,984	24,053	50.48	23,040	32,761	42.19
JORDAN	1,458,967	2,035,296	39.5	3,562,000	4,973,888	39.64
LEBANON	17,557	66,595	279.31	84,568	182,051	115.27
YEMEN	0	10,008	-	0	13,010	-
OMAN	63,936	52,000	-18.67	91,260	43,280	-52.58
UNITED ARAB EMIRATES	169,694	180,885	6.59	358,233	369,857	3.24
QATAR	31,967	0	-100	46,070	0	-100
BAHRAIN	15,984	10,336	-35.34	23,040	22,690	-1.52
CYPRUS	59,135	23,257	-60.67	159,197	69,195	-56.53
EGYPT	2,649,767	94,569	-96.43	5,508,114	136,521	-97.52
LIBYAN ARAB JAMAHIRIYA	898,583	3,661,129	307.43	2,092,946	8,212,980	292.41
MOROCCO	84,226	112,820	33.95	91,915	131,253	42.8
TUNISIA	56,250	0	-100	8,437	0	-100
ALGERIA	0	20,000	-	0	31,200	-
NAMIBIA	41,310	141,410	242.31	240,490	496,221	106.34
REUNION	278,185	191,067	-31.32	1,182,503	797,747	-32.54
MOZAMBIQUE	0	58,032	-	0	68,640	-
TOGO	124,000	17,134	-86.18	116,800	16,912	-85.52
GHANA	214,300	267,996	25.06	204,400	281,185	37.57
ANGOLA	164,597	0	-100	159,919	0	-100
CAMEROON	0	128,505	-	0	127,971	-
NIGERIA	24,800	26,350	6.25	12,800	11,900	-7.03
GABON	0	34,811	-	0	32,082	-
SOUTH AFRICA	140,456	99,434	-29.21	179,631	155,708	-13.32
MALAWI	0	31,000	-	0	33,000	-
BURUNDI	0	16,368	-	0	22,325	-
MAURITIUS	247,597	244,827	-1.12	280,573	230,652	-17.79
AUSTRALIA	877,235	1,121,945	27.9	3,237,871	3,459,792	6.85
NEW ZEALAND	46,422	164,350	254.03	74,552	314,693	322.11
FIJI	39,000	80,500	106.41	31,200	64,043	105.27
EAST TIMOR	17,608	23,712	34.67	8,199	46,058	461.75
UNITED STATES	40,759,841	41,312,158	1.36	187,591,723	204,663,335	9.1
CANADA	972,387	1,776,125	82.66	3,534,264	6,650,476	88.17
MEXICO	81,774	179,098	119.02	223,860	645,435	188.32
GUATEMALA	0	33,293	-	0	38,189	-
PANAMA	99,688	136,686	37.11	110,319	188,805	71.14
BOLIVIA	56,689	0	-100	97,422	0	-100
URUGUAY	156,270	0	-100	44,432	0	-100
TRINIDAD AND TOBAGO	50,335	50,415	0.16	22,661	20,166	-11.01
PUERTO RICO	560,657	493,621	-11.96	2,470,539	2,618,432	5.99
DOMINICAN REPUBLIC	116,289	57,722	-50.36	424,824	227,814	-46.37
ANGUILLA	1,070	0	-100	1,490	0	-100
MARTINIQUE	304,645	162,933	-46.52	997,133	509,935	-48.86
GAUDELOUPE	68,236	19,460	-71.48	159,832	29,190	-81.74
UNITED KINGDOM	3,272,405	2,455,230	-24.97	10,184,297	9,811,649	-3.66
NETHERLANDS	3,204,182	2,033,395	-36.54	9,684,721	8,129,673	-16.06
FRANCE	1,693,171	1,200,800	-29.08	5,310,858	2,317,651	-56.36
GERMANY, FED. REP. OF	6,979,865	5,394,496	-22.71	14,502,899	11,696,403	-19.35
BELGIUM	2,636,714	2,548,143	-3.36	12,998,870	11,955,961	-8.02
SWITZERLAND	29,634	29,608	-0.09	67,005	49,656	-25.89
LUXEMBOURG	0	59,994	-	0	191,400	-
DENMARK	524,674	324,826	-38.09	2,237,816	1,274,373	-43.05
NORWAY	17,484	67,184	284.26	34,410	511,284	1385.86
SWEDEN	128,264	93,802	-26.87	611,814	613,709	0.31
IRELAND	129,156	18,048	-86.03	221,958	30,850	-86.1
ITALY	1,919,186	823,989	-57.07	3,534,020	1,429,593	-59.55
SPAIN	733,017	713,795	-2.62	1,708,555	1,804,011	5.59

TABEL 5. PERKEMBANGAN EKSPOR INDONESIA MENURUT KOMODITI DAN NEGARA TUJUAN

JENIS BARANG	BERAT BERSIH (KG)		PERUB	NILAI FOB (US \$)		PERUB
	JAN-OKT 2005	JAN-OKT 2006	%	JAN-OKT 2005	JAN-OKT 2006	%
	(1)	(2)	(3)	(4)	(5)	(6)
PORTUGAL	176,025	69,956	-60.26	326,098	162,618	-50.13
GREECE	177,781	64,792	-63.56	288,570	131,895	-54.29
CZECHOSLOVAKIA	31,204	151,146	384.38	29,395	148,605	405.55
POLAND	235,164	118,614	-49.56	451,378	631,206	39.84
ROMANIA	32,300	32,634	1.03	57,574	45,298	-21.32
BULGARIA	226,934	254,106	11.97	510,898	526,649	3.08
YUGOSLAVIA	31,968	0	-100	43,740	0	-100
UKRAINE	6,000	0	-100	21,000	0	-100
LITHUANIA	15,125	15,500	2.48	68,220	117,125	71.69
ESTONIA	0	39,225	-	0	105,427	-
CROATIA	79,032	0	-100	112,895	0	-100
MALTA	74,503	41,910	-43.75	152,501	49,381	-67.62
SLOVENIA	337,019	182,976	-45.71	536,030	282,019	-47.39
CZECH REPUBLIC	219,335	32,634	-85.12	449,065	45,298	-89.91
REP. OF MACEDONIA	15,984	0	-100	36,360	0	-100
FAEROE ISLANDS	407	0	-100	407	0	-100
RUSSIA FEDERATION	110,046	641,279	482.74	379,213	1,040,516	174.39
-BERAS GILING	42,239,175	862,012	-97.96	8,624,948	467,639	-94.58
HONG KONG	576	1,454	152.43	853	2,509	194.14
TAIWAN	0	403,399	-	0	168,997	-
SINGAPORE	206,150	205,750	-0.19	126,869	135,949	7.16
MALAYSIA	6,822	251,238	3582.76	2,526	160,033	6235.43
SAUDI ARABIA	7,789	0	-100	6,649	0	-100
SUDAN	1,695	0	-100	300	0	-100
SOUTH AFRICA	42,015,050	0	-100	8,487,039	0	-100
AUSTRALIA	394	0	-100	300	0	-100
TONGA	133	0	-100	168	0	-100
EAST TIMOR	460	107	-76.74	204	72	-64.71
NETHERLANDS	106	64	-39.62	40	79	97.5
-KOPI OLAHAN	623,027	211,945	-65.98	573,250	335,150	-41.54
JAPAN	358,630	98,020	-72.67	192,372	129,600	-32.63
HONG KONG	1,460	5,860	301.37	1,500	5,510	267.33
KOREA, REPUBLIC OF	0	1,197	-	0	7,088	-
TAIWAN	110,455	27,000	-75.56	97,000	32,650	-66.34
CHINA	43,275	36,120	-16.53	31,723	47,243	48.92
SINGAPORE	54,584	36,001	-34.04	120,210	93,751	-22.01
AUSTRALIA	803	0	-100	1,589	0	-100
SOLOMON ISLANDS	0	7,560	-	0	19,215	-
UNITED STATES	720	0	-100	1,216	0	-100
NETHERLANDS	18,000	0	-100	41,940	0	-100
GERMANY, FED. REP. OF	0	187	-	0	93	-
BELGIUM	18,000	0	-100	45,000	0	-100
SWEDEN	17,100	0	-100	40,700	0	-100
-TEH OLAHAN	47,954,093	45,737,558	-4.62	62,533,008	71,386,480	14.16
JAPAN	819,981	398,433	-51.41	1,249,469	718,821	-42.47
HONG KONG	773	3,026	291.46	6,321	9,151	44.77
KOREA, REPUBLIC OF	22,088	23,320	5.58	70,020	39,353	-43.8
TAIWAN	500,026	436,255	-12.75	1,447,168	1,208,349	-16.5
CHINA	197,341	32,960	-83.3	279,997	45,651	-83.7
MONGOLIA	8,877	20,858	134.97	45,007	112,089	149.05
THAILAND	46,936	40,455	-13.81	198,871	225,412	13.35
SINGAPORE	786,928	741,876	-5.73	1,892,353	1,966,517	3.92
PHILIPPINES	21,765	41,200	89.29	149,186	412,487	176.49
MALAYSIA	4,109,409	3,027,488	-26.33	5,551,972	4,925,134	-11.29
CAMBODIA	0	1,067	-	0	5,536	-
BRUNEI DARUSSALAM	1,293	880	-31.94	2,578	1,500	-41.82
VIET NAM	232,512	247,372	6.39	996,633	1,187,659	19.17
INDIA	1,107,529	766,360	-30.8	1,238,740	1,144,161	-7.64
PAKISTAN	6,249,960	6,677,748	6.84	6,849,061	9,524,052	39.06
SRI LANKA	109,778	111,064	1.17	203,950	185,582	-9.01
AFGHANISTAN	401,248	476,518	18.76	399,584	570,583	42.79
IRAQ	0	1,412,582	-	0	1,992,970	-
IRAN (ISLAMIC REPUBLIC OF)	57,870	90,350	56.13	69,070	105,322	52.49
SAUDI ARABIA	80,971	96,014	18.58	241,241	252,195	4.54
KUWAIT	89,200	10,400	-88.34	86,304	11,190	-87.03
YEMEN	60,599	39,180	-35.35	67,745	66,035	-2.52
TURKEY	256,140	250,440	-2.23	298,289	386,768	29.66
UNITED ARAB EMIRATES	1,067,793	1,085,844	1.69	1,241,671	1,709,570	37.68
EGYPT	703,939	796,360	13.13	796,048	1,132,812	42.3
KENYA	54,000	0	-100	50,220	0	-100

TABEL 5. PERKEMBANGAN EKSPOR INDONESIA MENURUT KOMODITI DAN NEGARA TUJUAN

JENIS BARANG	BERAT BERSIH (KG)		PERUB	NILAI FOB (US \$)		PERUB
	JAN-OKT 2005	JAN-OKT 2006	%	JAN-OKT 2005	JAN-OKT 2006	%
(1)	(2)	(3)	(4)	(5)	(6)	(7)
AUSTRALIA	2,560,922	2,108,898	-17.65	7,778,074	7,530,518	-3.18
NEW ZEALAND	595,007	676,673	13.73	1,742,240	2,105,540	20.85
GUAM	0	27	-	0	1,004	-
FIJI	11,000	76,000	590.91	11,265	84,307	648.4
SOLOMON ISLANDS	1,140	812	-28.77	2,340	1,580	-32.48
EAST TIMOR	29,721	2,135	-92.82	38,184	1,991	-94.79
UNITED STATES	3,330,791	3,329,577	-0.04	3,511,869	3,941,915	12.25
CANADA	455,780	348,381	-23.56	420,007	398,122	-5.21
SURINAME	2,502	5,905	136.01	11,345	21,404	88.66
CHILE	129,320	260,640	101.55	151,515	404,994	167.3
PUERTO RICO	540	540	0	648	756	16.67
UNITED KINGDOM	6,404,760	8,532,488	33.22	6,987,117	11,727,630	67.85
NETHERLANDS	3,469,344	3,221,524	-7.14	3,778,752	4,162,662	10.16
FRANCE	4	0	-100	7	0	-100
GERMANY, FED. REP. OF	2,502,523	842,668	-66.33	2,302,237	940,862	-59.13
BELGIUM	0	12,500	-	0	11,088	-
SWITZERLAND	216,000	0	-100	224,791	0	-100
FINLAND	50	0	-100	4,150	0	-100
IRELAND	364,000	227,240	-37.57	411,687	377,275	-8.36
ITALY	9	83	822.22	46	207	350
POLAND	1,946,300	1,887,600	-3.02	2,152,244	2,765,612	28.5
BELARUS	20,900	0	-100	15,048	0	-100
KAZAKHSTAN	199,280	71,520	-64.11	205,608	79,152	-61.5
KYRGYZSTAN	0	48,960	-	0	62,424	-
UKRAINE	762,630	466,919	-38.78	814,336	527,062	-35.28
UZBEKISTAN	106,424	162,180	52.39	131,998	259,210	96.37
LATVIA	41,040	32,700	-20.32	55,955	34,494	-38.35
SOUTH GEORGIA AND THE SOUTH	22,400	0	-100	22,153	0	-100
RUSSIA FEDERATION	7,794,750	6,593,538	-15.41	8,327,894	8,007,772	-3.84
-GULA PASIR	804,942	947,520	17.71	298,213	591,070	98.2
JAPAN	439,776	3,538	-99.2	57,144	3,538	-93.81
HONG KONG	11,933	8,817	-26.11	17,805	14,825	-16.74
KOREA, REPUBLIC OF	388	2,733	604.38	643	8,448	1213.84
TAIWAN	216	0	-100	132	0	-100
SINGAPORE	22,318	12,007	-46.2	18,791	13,328	-29.07
MALAYSIA	179,419	782,971	336.39	60,554	368,190	508.04
SAUDI ARABIA	4,457	3,831	-14.05	3,860	2,950	-23.58
UNITED ARAB EMIRATES	436	168	-61.47	2,941	400	-86.4
AUSTRALIA	17,677	31,020	75.48	24,838	55,909	125.09
NEW ZEALAND	426	0	-100	459	0	-100
COOK ISLANDS	0	1,728	-	0	1,518	-
TONGA	0	3,606	-	0	1,566	-
UNITED STATES	14,498	21,660	49.4	34,281	88,609	158.48
CANADA	104,462	73,158	-29.97	62,111	28,849	-53.55
PANAMA	149	0	-100	191	0	-100
NETHERLANDS	649	2,283	251.77	1,055	2,940	178.67
GERMANY, FED. REP. OF	1,082	0	-100	2,664	0	-100
SWITZERLAND	7,056	0	-100	10,744	0	-100
-GULA LAINNYA	4,476,520	5,302,733	18.46	2,580,325	2,678,712	3.81
JAPAN	341,993	267,072	-21.91	243,465	175,823	-27.78
HONG KONG	55,808	199,277	257.08	66,879	133,713	99.93
KOREA, REPUBLIC OF	0	162	-	0	504	-
TAIWAN	7,827	109,837	1303.31	18,552	47,372	155.35
CHINA	17,881	277,500	1451.93	44,707	159,678	257.17
PAPUA NEW GUINEA	221,435	79,111	-64.27	220,750	106,595	-51.71
THAILAND	746	1,079,440	144597.05	20,877	444,314	2028.25
SINGAPORE	384,456	536,681	39.59	313,783	340,270	8.44
PHILIPPINES	5,169	12,598	143.72	15,705	28,428	81.01
MALAYSIA	343,166	871,583	153.98	133,477	349,904	162.15
BRUNEI DARUSSALAM	200	0	-100	236	0	-100
VIET NAM	23,068	400,049	1634.22	16,016	158,404	889.04
MALDIVES	50,953	26,534	-47.92	21,095	11,190	-46.95
INDIA	3,427	0	-100	10,790	0	-100
PAKISTAN	6,858	2,875	-58.08	28,818	10,478	-63.64
SRI LANKA	2,667	0	-100	9,705	0	-100
SAUDI ARABIA	76	7,266	9460.53	140	6,445	4503.57
KUWAIT	0	28,571	-	0	16,851	-
JORDAN	52,500	50,999	-2.86	21,788	21,615	-0.79
YEMEN	174	0	-100	268	0	-100
TURKEY	14,000	200,000	1328.57	6,665	84,488	1167.64
UNITED ARAB EMIRATES	28,000	0	-100	13,720	0	-100

TABEL 5. PERKEMBANGAN EKSPOR INDONESIA MENURUT KOMODITI DAN NEGARA TUJUAN

JENIS BARANG	BERAT BERSIH (KG)		PERUB	NILAI FOB (US \$)		PERUB
	JAN-OKT 2005	JAN-OKT 2006	%	JAN-OKT 2005	JAN-OKT 2006	%
(1)	(2)	(3)	(4)	(5)	(6)	(7)
EGYPT	79,375	0	-100	30,591	0	-100
TANZANIA, UNITED REPUBLIC OF	41,533	18,000	-56.66	15,610	6,964	-55.39
SEYCHELLES	31	1,961	6225.81	25	7,595	30280
SOUTH AFRICA	1,204,000	87,500	-92.73	489,830	35,908	-92.67
MAURITIUS	5,819	0	-100	9,965	0	-100
AUSTRALIA	397,343	229,487	-42.24	215,871	127,859	-40.77
NEW ZEALAND	144,499	82,500	-42.91	63,660	41,851	-34.26
VANUATU	0	18,464	-	0	21,474	-
COOK ISLANDS	0	15,898	-	0	13,959	-
SOLOMON ISLANDS	0	1,320	-	0	1,637	-
TONGA	2,819	0	-100	2,708	0	-100
EAST TIMOR	26,354	18,529	-29.69	36,606	7,973	-78.22
UNITED STATES	396,200	382,971	-3.34	163,407	183,080	12.04
CANADA	283	51,160	17977.74	660	19,186	2806.97
PANAMA	122	0	-100	157	0	-100
SURINAME	544	119	-78.13	1,230	555	-54.88
CHILE	275	7,057	2466.18	275	2,525	818.18
TRINIDAD AND TOBAGO	0	188	-	0	1,660	-
UNITED KINGDOM	166,010	51,500	-68.98	16,035	22,623	41.09
NETHERLANDS	323,538	19,749	-93.9	258,240	17,652	-93.16
GERMANY, FED. REP. OF	1	57	5600	1	261	26000
BELGIUM	1	0	-100	3	0	-100
NORWAY	122,500	162,500	32.65	48,253	67,358	39.59
SWEDEN	640	0	-100	17,242	0	-100
SPAIN	4,229	4,218	-0.26	2,520	2,520	0
-MAKANAN OLAHAN LAINNYA	257,584,807	245,637,491	-4.64	338,161,675	376,552,357	11.35
JAPAN	14,903,603	9,793,147	-34.29	14,149,465	11,545,556	-18.4
HONG KONG	5,853,546	6,365,077	8.74	21,566,885	30,034,037	39.26
KOREA, DEMOCRATIC PEOPLE'S RI	499	40	-91.98	325	189	-41.85
KOREA, REPUBLIC OF	5,153,273	3,730,643	-27.61	5,560,832	4,589,189	-17.47
TAIWAN	15,176,601	12,801,377	-15.65	22,286,335	19,280,118	-13.49
CHINA	25,328,176	4,769,707	-81.17	6,298,542	2,705,417	-57.05
MONGOLIA	15,158	97,101	540.59	43,451	98,802	127.39
MACAU	0	6,322	-	0	12,461	-
PAPUA NEW GUINEA	1,397,739	1,332,577	-4.66	1,722,310	1,471,732	-14.55
THAILAND	9,513,285	8,723,457	-8.3	19,767,152	16,934,892	-14.33
SINGAPORE	11,958,571	19,410,247	62.31	25,291,743	35,947,150	42.13
PHILIPPINES	28,442,186	32,001,052	12.51	30,878,310	39,298,564	27.27
MALAYSIA	40,316,883	41,494,390	2.92	43,632,030	46,209,346	5.91
MYANMAR (FORM. BURMA)	99,710	102,366	2.66	306,462	312,560	1.99
CAMBODIA	4,659	7,933	70.27	129,586	190,927	47.34
BRUNEI DARUSSALAM	3,309,676	3,525,274	6.51	6,186,262	4,842,866	-21.72
LAO PEOPLE'S DEMOCRATIC REPU	35,518	120,000	237.86	188,070	631,898	235.99
NEPAL	54,372	33,460	-38.46	58,385	36,957	-36.7
VIET NAM	3,663,794	5,474,031	49.41	7,348,284	10,319,051	40.43
MALDIVES	674,614	802,160	18.91	968,591	1,067,264	10.19
INDIA	379,629	1,255,363	230.68	1,055,412	1,517,979	43.83
PAKISTAN	1,078,351	961,615	-10.83	1,383,457	1,727,016	24.83
BANGLADESH	520,279	380,951	-26.78	493,591	402,597	-18.44
SRI LANKA	797,895	542,437	-32.02	1,031,860	729,202	-29.33
AFGHANISTAN	12,736	125,657	886.63	24,066	199,233	727.86
IRAQ	53,220	12,909	-75.74	85,221	24,344	-71.43
IRAN (ISLAMIC REPUBLIC OF)	65,132	144,569	121.96	130,684	157,335	20.39
SAUDI ARABIA	6,831,501	11,762,923	72.19	11,507,412	17,498,803	52.07
KUWAIT	1,012,536	1,405,337	38.79	1,375,733	1,925,237	39.94
JORDAN	1,209,523	1,064,071	-12.03	1,475,620	1,570,707	6.44
LEBANON	236,139	183,605	-22.25	390,789	322,963	-17.36
YEMEN	452,769	299,823	-33.78	627,111	511,759	-18.39
OMAN	169,652	170,482	0.49	213,112	219,526	3.01
SYRIA ARAB REPUBLIC	42,982	14,213	-66.93	111,716	3,655	-96.73
TURKEY	378,058	378,490	0.11	570,431	523,284	-8.27
UNITED ARAB EMIRATES	3,300,684	4,724,086	43.12	5,755,809	7,292,661	26.7
QATAR	442,847	639,957	44.51	521,972	747,881	43.28
BAHRAIN	345,260	362,439	4.98	403,137	428,921	6.4
CYPRUS	54,628	18,922	-65.36	243,961	31,511	-87.08
EGYPT	263,503	324,308	23.08	363,428	461,265	26.92
LIBYAN ARAB JAMAHIRIYA	28,043	47,444	69.18	43,593	100,075	129.57
MOROCCO	70,316	154,872	120.25	80,447	174,816	117.31
TUNISIA	24,164	25,468	5.4	33,658	39,463	17.25
ALGERIA	8,170	4,608	-43.6	14,053	14,400	2.47
SUDAN	244,627	9,680	-96.04	289,666	36,972	-87.24
ERITREA	19,440	0	-100	13,770	0	-100

TABEL 5. PERKEMBANGAN EKSPOR INDONESIA MENURUT KOMODITI DAN NEGARA TUJUAN

JENIS BARANG	BERAT BERSIH (KG)		PERUB	NILAI FOB (US \$)		PERUB
	JAN-OKT 2005	JAN-OKT 2006	%	JAN-OKT 2005	JAN-OKT 2006	%
	(1)	(2)	(3)	(4)	(5)	(6)
NAMIBIA	13,997	6,264	-55.25	13,533	11,736	-13.28
ETHIOPIA	0	17,424	-	0	23,796	-
TANZANIA, UNITED REPUBLIC OF	63,534	66,071	3.99	58,402	110,979	90.03
MADAGASCAR	39,564	25,868	-34.62	57,667	19,565	-66.07
KENYA	83,424	138,288	65.77	79,691	205,812	158.26
REUNION	15,460	0	-100	21,783	0	-100
MOZAMBIQUE	61,974	23,415	-62.22	258,499	39,029	-84.9
TOGO	48,928	23,880	-51.19	49,902	33,181	-33.51
GHANA	150,880	144,810	-4.02	163,093	250,706	53.72
GUINEA	23,040	66,107	186.92	7,500	88,875	1085
ANGOLA	82,485	188,982	129.11	56,066	194,243	246.45
CONGO	67,727	104,624	54.48	68,372	124,937	82.73
CAMEROON	58,895	31,760	-46.07	224,961	28,900	-87.15
NIGERIA	4,813,101	6,388,977	32.74	13,556,850	11,963,139	-11.76
COTE D'IVOIRE	772	0	-100	1,642	0	-100
SENEGAL	21,954	5,039	-77.05	27,180	102,333	276.5
MAURITANIA	123,891	78,527	-36.62	158,388	90,572	-42.82
MALI	0	24,354	-	0	228,927	-
BENIN	73,904	368,454	398.56	98,947	747,077	655.03
BURKINA FASO	2,460	4,920	100	35,260	84,050	138.37
GAMBIA	6,585	12,297	86.74	26,790	21,429	-20.01
SEYCHELLES	10,921	40,777	273.38	24,908	95,827	284.72
UGANDA	10,880	0	-100	12,400	0	-100
CENTRAL AFRICAN REPUBLIC	10,880	0	-100	12,400	0	-100
NIGER	0	2,460	-	0	41,513	-
SOUTH AFRICA	1,714,809	1,007,811	-41.23	1,845,001	1,144,217	-37.98
ZIMBABWE	11,929	0	-100	16,520	0	-100
ZAMBIA	9,121	0	-100	16,854	0	-100
COMOROS	1,812	2,590	42.94	3,785	5,946	57.09
MAURITIUS	472,716	353,968	-25.12	506,630	468,354	-7.56
RWANDA	0	6,569	-	0	7,350	-
ZAIRE	0	35,424	-	0	43,542	-
AUSTRALIA	7,172,252	8,351,262	16.44	11,335,027	13,230,356	16.72
NEW ZEALAND	1,544,232	1,770,603	14.66	2,273,366	2,632,369	15.79
MICRONESIA, FEDERATED STATES	265,282	139,281	-47.5	356,409	192,252	-46.06
GUAM	290	1,910	558.62	2,072	18,610	798.17
PALAU	11,787	4,294	-63.57	18,594	7,540	-59.45
NEW CALEDONIA	42,189	58,630	38.97	104,262	120,844	15.9
NORTHERN MARIANA ISLANDS	54,828	71,218	29.89	66,966	100,127	49.52
VANUATU	99,952	70,059	-29.91	189,550	98,365	-48.11
WALLIS AND FUTUNA ISLANDS	4,423	3,968	-10.29	12,334	8,832	-28.39
AMERICAN SAMOA	17,376	31,654	82.17	37,902	34,422	-9.18
COOK ISLANDS	50,164	30,832	-38.54	61,055	31,712	-48.06
FIJI	612,616	418,930	-31.62	929,710	575,755	-38.07
KIRIBATI	0	1,148	-	0	1,894	-
MARSHALL ISLANDS	59,509	59,582	0.12	78,284	83,191	6.27
SAMOA	119,127	86,473	-27.41	117,445	123,514	5.17
SOLOMON ISLANDS	219,191	217,987	-0.55	256,160	362,133	41.37
TONGA	569,257	635,893	11.71	486,394	723,474	48.74
TUVALU	61	6,674	10840.98	265	10,005	3675.47
TOKELAU	41,964	0	-100	31,180	0	-100
EAST TIMOR	2,010,383	856,307	-57.41	1,190,861	610,140	-48.76
UNITED STATES	22,329,643	18,671,723	-16.38	31,895,429	41,698,012	30.73
CANADA	1,759,369	1,849,873	5.14	5,229,607	4,336,729	-17.07
MEXICO	336,068	503,390	49.79	896,577	1,330,277	48.37
GUATEMALA	16,492	23,084	39.97	45,001	49,964	11.03
NICARAGUA	0	42,900	-	0	31,149	-
PANAMA	16,877	11,199	-33.64	32,162	34,064	5.91
SURINAME	83,333	132,237	58.69	105,038	163,434	55.6
CHILE	48,030	11,790	-75.45	179,294	57,824	-67.75
ARGENTINA	17,764	59,400	234.38	10,050	34,949	247.75
BRAZIL	23,947	34,560	44.32	20,854	8,850	-57.56
COLOMBIA	21,084	64,762	207.16	47,544	163,277	243.42
ECUADOR	16,731	35,667	113.18	44,983	88,404	96.53
PERU	15,022	68,076	353.18	25,165	41,517	64.98
TRINIDAD AND TOBAGO	4,625	27,677	498.42	10,610	82,371	676.35
BAHAMAS	100	0	-100	672	0	-100
JAMAICA	141,100	30,184	-78.61	96,352	26,853	-72.13
PUERTO RICO	118,726	631,621	432	210,299	582,012	176.75
BELIZE	3,341	24	-99.28	7,545	234	-96.9
DOMINICAN REPUBLIC	0	82,974	-	0	51,229	-
EL SALVADOR	0	6,827	-	0	17,369	-
BARBADOS	4,610	0	-100	11,967	0	-100

TABEL 5. PERKEMBANGAN EKSPOR INDONESIA MENURUT KOMODITI DAN NEGARA TUJUAN

JENIS BARANG	BERAT BERSIH (KG)		PERUB	NILAI FOB (US \$)		PERUB
	JAN-OKT 2005	JAN-OKT 2006	%	JAN-OKT 2005	JAN-OKT 2006	%
(1)	(2)	(3)	(4)	(5)	(6)	(7)
ARUBA	0	5,683	-	0	13,531	-
FRENCH POLYNESIA	96,906	76,034	-21.54	181,744	119,203	-34.41
NETHERLANDS ANTILLES	4,914	12,502	154.42	10,932	27,972	155.87
UNITED KINGDOM	3,104,897	1,312,409	-57.73	4,443,429	3,112,023	-29.96
NETHERLANDS	12,855,420	16,693,809	29.86	13,201,892	15,497,543	17.39
FRANCE	361,149	549,414	52.13	565,441	542,171	-4.12
GERMANY, FED. REP. OF	633,100	618,375	-2.33	2,396,445	1,691,086	-29.43
AUSTRIA	290	43,650	14951.72	1,663	157,200	9352.8
BELGIUM	287,695	268,819	-6.56	1,061,591	784,138	-26.14
SWITZERLAND	14,457	6,369	-55.95	10,270	12,888	25.49
DENMARK	630,837	64,567	-89.76	717,676	60,676	-91.55
NORWAY	59,896	148,717	148.29	91,066	196,329	115.59
SWEDEN	115,601	56,868	-50.81	213,377	79,662	-62.67
FINLAND	568,930	619,499	8.89	484,231	611,669	26.32
IRELAND	2,057	951	-53.77	7,948	3,016	-62.05
ITALY	172,779	241,092	39.54	713,311	1,796,716	151.88
SPAIN	2,208,919	2,400,472	8.67	2,336,139	2,291,631	-1.91
PORTUGAL	157,757	125,896	-20.2	124,974	74,636	-40.28
GREECE	249,318	43,097	-82.71	753,653	118,569	-84.27
CZECHOSLOVAKIA	276,062	186,942	-32.28	305,181	228,592	-25.1
HUNGARY	2,904	1,472	-49.31	2,196	5,551	152.78
POLAND	106,655	31,018	-70.92	134,540	92,394	-31.33
ROMANIA	4,424,017	135,235	-96.94	245,969	248,722	1.12
BULGARIA	71,614	88,118	23.05	140,274	281,587	100.74
KAZAKHSTAN	10,734	0	-100	8,162	0	-100
UKRAINE	52,560	267,946	409.79	30,404	228,433	651.33
UZBEKISTAN	220	0	-100	1,650	0	-100
LITHUANIA	12,896	78,759	510.72	38,670	109,919	184.25
LATVIA	233,366	62,303	-73.3	334,333	197,999	-40.78
ESTONIA	49,836	372,860	648.17	60,775	544,329	795.65
GEORGIA	19,800	1,830	-90.76	14,795	6,385	-56.84
CROATIA	0	20,706	-	0	49,246	-
MALTA	221,583	222,008	0.19	288,108	290,943	0.98
SLOVAKIA	6,217	111	-98.21	11,155	623	-94.42
SLOVENIA	3,000	0	-100	13,800	0	-100
CZECH REPUBLIC	126,805	207,310	63.49	143,360	195,423	36.32
RUSSIA FEDERATION	650,281	793,727	22.06	629,783	750,883	19.23
SEMEN	3,388,933,879	5,839,329,426	72.31	92,169,317	175,239,027	90.13
JAPAN	5,599,806	19,999,409	257.14	256,232	829,377	223.68
HONG KONG	0	20,000	-	0	2,258	-
KOREA, REPUBLIC OF	1,100,000	200,000	-81.82	113,630	21,168	-81.37
TAIWAN	16,821,413	18,827,717	11.93	1,153,261	1,369,446	18.75
CHINA	175	1,209	590.86	71	599	743.66
THAILAND	0	1,031	-	0	120	-
SINGAPORE	464,778,223	268,643,183	-42.2	10,589,023	7,799,914	-26.34
PHILIPPINES	0	857,700	-	0	91,278	-
MALAYSIA	134,488,016	506,823,032	276.85	3,191,980	14,240,991	346.15
MYANMAR (FORM. BURMA)	0	208,938	-	0	23,184	-
BRUNEI DARUSSALAM	0	104,907,386	-	0	2,281,461	-
VIET NAM	17,333,887	6,546,420	-62.23	619,478	169,718	-72.6
MALDIVES	0	25,865,977	-	0	993,949	-
INDIA	0	51,497,892	-	0	1,348,861	-
BANGLADESH	754,641,725	1,098,617,925	45.58	15,805,545	26,682,381	68.82
SRI LANKA	202,916,483	858,317,353	322.99	5,632,655	29,773,804	428.59
KUWAIT	0	99,089,845	-	0	3,541,396	-
YEMEN	15,721,813	52,380,311	233.17	475,428	1,833,311	285.61
UNITED ARAB EMIRATES	215,469,124	306,398,148	42.2	5,525,547	9,846,238	78.19
SUDAN	15,500,000	0	-100	468,720	0	-100
NAMIBIA	0	14,500,000	-	0	681,500	-
MADAGASCAR	31,204,058	126,403,158	305.09	1,413,860	4,405,264	211.58
MOZAMBIQUE	0	356,593,799	-	0	10,235,788	-
EQUATORIAL GUINEA	0	27,498,860	-	0	687,472	-
TOGO	10,249,430	148,414,201	1348.02	248,549	4,364,861	1656.14
GHANA	151,338,613	695,663,845	359.67	3,601,090	20,240,694	462.07
LIBERIA	0	28,000,000	-	0	793,800	-
GUINEA	0	50,000	-	0	2,600	-
NIGERIA	0	111,295,537	-	0	3,854,402	-
SIERRA LEONE	15,000,000	33,000,000	120	354,450	959,130	170.6
GABON	0	20,000,000	-	0	573,000	-
BENIN	60,000,000	192,714,160	221.19	1,436,400	5,613,114	290.78
SEYCHELLES	0	13,500,000	-	0	479,915	-
DJIBOUTI	0	16,200,254	-	0	623,709	-

TABEL 5. PERKEMBANGAN EKSPOR INDONESIA MENURUT KOMODITI DAN NEGARA TUJUAN

JENIS BARANG	BERAT BERSIH (KG)		PERUB	NILAI FOB (US \$)		PERUB
	JAN-OKT 2005	JAN-OKT 2006	%	JAN-OKT 2005	JAN-OKT 2006	%
(1)	(2)	(3)	(4)	(5)	(6)	(7)
MAURITIUS	195,210,931	166,047,628	-14.94	5,778,435	5,881,912	1.79
AUSTRALIA	169,651,347	273,468,359	61.19	4,222,524	7,958,023	88.47
NEW ZEALAND	52,817,596	60,000	-99.89	2,160,162	5,073	-99.77
MICRONESIA, FEDERATED STATES	0	119	-	0	268	-
GUAM	1,000	0	-100	49	0	-100
VANUATU	0	2,400,000	-	0	93,296	-
AMERICAN SAMOA	8,370,000	8,120,000	-2.99	317,108	314,345	-0.87
COOK ISLANDS	69,821	2,804	-95.98	5,673	998	-82.41
FIJI	144	0	-100	16	0	-100
SAMOA	14,700,000	10,500,000	-28.57	548,341	409,690	-25.29
SOLOMON ISLANDS	0	320,000	-	0	12,432	-
TONGA	2,606,226	2,225,679	-14.6	98,911	87,627	-11.41
CHRISTMAS ISLANDS	2,505,000	4,258,500	70	90,651	184,200	103.2
EAST TIMOR	13,007,891	4,513,050	-65.31	826,807	194,319	-76.5
UNITED STATES	762,187,964	76,296,069	-89.99	25,205,777	2,787,065	-88.94
PANAMA	0	11,400,000	-	0	387,600	-
ARGENTINA	0	10,449,390	-	0	292,582	-
BRAZIL	0	27,300,000	-	0	709,800	-
BAHAMAS	2,900,000	0	-100	106,894	0	-100
FRENCH POLYNESIA	40,753,500	35,127,500	-13.8	1,629,889	1,400,514	-14.07
FRANCE	1,000,000	506	-99.95	53,000	702	-98.68
GERMANY, FED. REP. OF	0	2,532	-	0	53	-
BELGIUM	2	0	-100	2	0	-100
PORTUGAL	1,440,000	3,800,000	163.89	63,159	153,825	143.55
BULGARIA	9,549,691	0	-100	176,000	0	-100
-DARI ROTAN	9,936,023	7,720,952	-22.29	21,582,521	18,897,542	-12.44
JAPAN	669,405	506,832	-24.29	2,903,725	2,330,616	-19.74
HONG KONG	11,697	344	-97.06	22,282	1,964	-91.19
KOREA, REPUBLIC OF	663,744	636,195	-4.15	1,191,784	1,471,653	23.48
TAIWAN	100,842	51,000	-49.43	220,573	129,693	-41.2
CHINA	29,210	601	-97.94	50,232	370	-99.26
THAILAND	3,253	29,618	810.48	6,862	31,796	363.36
SINGAPORE	35,457	17,309	-51.18	63,456	28,808	-54.6
PHILIPPINES	273	44	-83.88	1,531	16	-98.95
MALAYSIA	13,929	35,464	154.61	25,887	72,520	180.14
CAMBODIA	0	32	-	0	1,278	-
BRUNEI DARUSSALAM	740	0	-100	1,051	0	-100
NEPAL	30	0	-100	26	0	-100
VIET NAM	0	4,217	-	0	10,402	-
MALDIVES	244	4,198	1620.49	893	18,716	1995.86
INDIA	3,633	2,818	-22.43	4,009	4,032	0.57
PAKISTAN	0	143	-	0	236	-
BANGLADESH	0	214	-	0	78	-
SRI LANKA	549	2,900	428.23	842	4,950	487.89
IRAN (ISLAMIC REPUBLIC OF)	1,173	0	-100	1,735	0	-100
SAUDI ARABIA	11,223	1,534	-86.33	19,030	2,144	-88.73
KUWAIT	10,281	257	-97.5	20,444	406	-98.01
JORDAN	1,579	0	-100	3,158	0	-100
LEBANON	6,363	3,990	-37.29	11,941	8,514	-28.7
YEMEN	2,101	0	-100	5,220	0	-100
OMAN	5,629	0	-100	29,021	0	-100
TURKEY	16,276	12,714	-21.88	40,021	43,616	8.98
UNITED ARAB EMIRATES	18,993	4,657	-75.48	68,425	37,410	-45.33
QATAR	0	300	-	0	2,080	-
CYPRUS	2,033	0	-100	4,306	0	-100
EGYPT	2,902	14,410	396.55	6,847	14,006	104.56
MOROCCO	108	8	-92.59	204	11	-94.61
TUNISIA	0	58,817	-	0	103,409	-
ALGERIA	0	8	-	0	60	-
ETHIOPIA	114	0	-100	100	0	-100
MADAGASCAR	290	25	-91.38	864	8	-99.07
REUNION	786	1,339	70.36	786	1,576	100.51
MOZAMBIQUE	74	71	-4.05	100	95	-5
NIGERIA	1	0	-100	4	0	-100
COTE D'IVOIRE	1,503	0	-100	1,010	0	-100
SENEGAL	215	0	-100	601	0	-100
U.S. VIRGIN ISLANDS	0	9,225	-	0	11,863	-
SEYCHELLES	173	2,573	1387.28	2,930	11,829	303.72
UGANDA	0	2	-	0	22	-
SOUTH AFRICA	8,965	8,679	-3.19	15,212	17,830	17.21
MAURITIUS	370	8	-97.84	594	81	-86.36
AUSTRALIA	355,191	236,722	-33.35	582,821	423,751	-27.29

TABEL 5. PERKEMBANGAN EKSPOR INDONESIA MENURUT KOMODITI DAN NEGARA TUJUAN

JENIS BARANG	BERAT BERSIH (KG)		PERUB	NILAI FOB (US \$)		PERUB
	JAN-OKT 2005	JAN-OKT 2006	%	JAN-OKT 2005	JAN-OKT 2006	%
(1)	(2)	(3)	(4)	(5)	(6)	(7)
NEW ZEALAND	24,602	26,818	9.01	55,211	47,127	-14.64
GUAM	8	564	6950	83	1,320	1490.36
PALAU	192	13	-93.23	300	1,800	500
NEW CALEDONIA	237	188	-20.68	424	165	-61.08
NORTHERN MARIANA ISLANDS	95	0	-100	106	0	-100
SAINT VINCENT AND THE GRENADI	20	714	3470	75	300	300
VANUATU	1,695	1,275	-24.78	1,077	399	-62.95
WALLIS AND FUTUNA ISLANDS	0	99	-	0	111	-
COOK ISLANDS	82	0	-100	127	0	-100
FIJI	30	11,402	37906.67	719	27,492	3723.64
SOLOMON ISLANDS	0	1,312	-	0	2,978	-
EAST TIMOR	26	0	-100	47	0	-100
UNITED STATES	1,119,686	1,698,774	51.72	3,595,471	4,998,523	39.02
CANADA	213,497	25,988	-87.83	352,310	66,476	-81.13
MEXICO	3,579	5,113	42.86	6,703	12,014	79.23
NICARAGUA	98	0	-100	47	0	-100
PANAMA	1	983	98200	3	2,775	92400
CUBA	95	0	-100	64	0	-100
CHILE	3,157	6,680	111.59	8,972	18,399	105.07
VENEZUELA	434	3,396	682.49	379	9,894	2510.55
ARGENTINA	3,913	2,063	-47.28	6,584	2,383	-63.81
BRAZIL	5,188	12,376	138.55	10,445	24,337	133
COLOMBIA	1,570	985	-37.26	1,823	3,174	74.11
URUGUAY	3,260	0	-100	2,328	0	-100
PERU	0	4,004	-	0	2,339	-
TRINIDAD AND TOBAGO	0	2	-	0	69	-
BAHAMAS	1,968	508	-74.19	1,803	2,005	11.2
PUERTO RICO	2,379	181	-92.39	3,529	231	-93.45
BELIZE	0	13	-	0	60	-
DOMINICAN REPUBLIC	4,820	290	-93.98	12,176	221	-98.18
COSTA RICA	8,706	5,811	-33.25	23,573	8,582	-63.59
BARBADOS	56	291	419.64	27	189	600
ANTIGUA AND BARBUDA	0	286	-	0	128	-
ANGUILLA	0	801	-	0	1,819	-
DOMINICA	110	0	-100	350	0	-100
FRENCH GUIANA	0	478	-	0	311	-
FRENCH POLYNESIA	3,411	10,340	203.14	5,613	20,165	259.26
MARTINIQUE	75	138	84	105	473	350.48
NETHERLANDS ANTILLES	136	2,901	2033.09	1,403	4,857	246.19
TURKS AND CAICOS ISLANDS	2,127	0	-100	13,430	0	-100
GUADELOUPE	451	1,073	137.92	676	1,728	155.62
UNITED KINGDOM	826,604	694,807	-15.94	1,844,837	1,536,661	-16.7
NETHERLANDS	985,372	1,007,549	2.25	1,918,663	2,044,838	6.58
FRANCE	638,357	130,231	-79.6	901,279	340,744	-62.19
GERMANY, FED. REP. OF	1,511,183	1,479,147	-2.12	3,404,910	2,680,652	-21.27
AUSTRIA	188,463	11,450	-93.92	203,796	42,583	-79.11
BELGIUM	332,385	328,086	-1.29	655,608	754,213	15.04
SWITZERLAND	214,725	4,356	-97.97	281,827	3,288	-98.83
LUXEMBOURG	8	0	-100	105	0	-100
MONACO	0	2	-	0	44	-
DENMARK	58,579	60,452	3.2	92,767	131,143	41.37
NORWAY	3,001	43	-98.57	3,779	80	-97.88
SWEDEN	357,536	221,659	-38	788,756	573,188	-27.33
FINLAND	67,376	38,411	-42.99	205,842	165,217	-19.74
IRELAND	13,406	0	-100	50,445	0	-100
ITALY	423,268	85,834	-79.72	524,335	185,124	-64.69
SPAIN	384,370	39,486	-89.73	624,279	118,099	-81.08
PORTUGAL	55,019	4,644	-91.56	72,627	22,721	-68.72
ICELAND	4,436	0	-100	10,816	0	-100
GREECE	75,843	41,125	-45.78	171,038	59,361	-65.29
HUNGARY	3,573	4,304	20.46	6,423	7,640	18.95
POLAND	11,855	17,278	45.74	20,294	35,507	74.96
ROMANIA	1,663	196	-88.21	1,380	400	-71.01
BULGARIA	0	2,042	-	0	4,032	-
YUGOSLAVIA	2,589	5,609	116.65	3,116	12,116	288.83
AZERBAIJAN	230	0	-100	440	0	-100
KAZAKHSTAN	671	1,075	60.21	1,863	2,757	47.99
UKRAINE	0	1,391	-	0	3,765	-
LITHUANIA	118	0	-100	321	0	-100
LATVIA	0	122	-	0	564	-
ESTONIA	2,871	0	-100	2,871	0	-100
CROATIA	935	1,975	111.23	2,009	6,009	199.1
MALTA	225	0	-100	809	0	-100

TABEL 5. PERKEMBANGAN EKSPOR INDONESIA MENURUT KOMODITI DAN NEGARA TUJUAN

JENIS BARANG	BERAT BERSIH (KG)		PERUB	NILAI FOB (US \$)		PERUB
	JAN-OKT 2005	JAN-OKT 2006	%	JAN-OKT 2005	JAN-OKT 2006	%
(1)	(2)	(3)	(4)	(5)	(6)	(7)
SLOVAKIA	0	28	-	0	172	-
SLOVENIA	4,304	3,641	-15.4	6,489	5,036	-22.39
CZECH REPUBLIC	366	314	-14.21	1,539	1,039	-32.49
RUSSIA FEDERATION	381,639	62,567	-83.61	364,748	111,866	-69.33
-DARI BAHAN LAINNYA	14,032,428	18,740,455	33.55	31,843,832	40,455,754	27.04
JAPAN	2,029,111	1,588,131	-21.73	7,359,406	5,696,783	-22.59
HONG KONG	19,502	17,481	-10.36	62,663	59,137	-5.63
KOREA, DEMOCRATIC PEOPLE'S RI	0	1,489	-	0	6,372	-
KOREA, REPUBLIC OF	265,179	349,017	31.62	567,003	839,585	48.07
TAIWAN	1,629,738	1,284,261	-21.2	531,954	376,331	-29.25
CHINA	637,253	3,480,531	446.18	179,124	801,849	347.65
MONGOLIA	2	0	-100	7	0	-100
PAPUA NEW GUINEA	3,840	259	-93.26	4,001	626	-84.35
THAILAND	10,281	65,669	538.74	41,741	96,735	131.75
SINGAPORE	239,374	85,012	-64.49	269,123	158,775	-41
PHILIPPINES	4,471	1,553	-65.27	5,264	1,526	-71.01
MALAYSIA	160,070	347,929	117.36	198,935	538,045	170.46
BRUNEI DARUSSALAM	3,299	152	-95.39	3,746	1,189	-68.26
VIET NAM	299	150	-49.83	1,462	440	-69.9
MALDIVES	19,323	42,695	120.95	117,613	163,710	39.19
INDIA	28,979	9,101	-68.59	166,543	14,857	-91.08
PAKISTAN	2,495	1,559	-37.52	2,963	2,638	-10.97
BANGLADESH	0	1,845	-	0	8,703	-
SRI LANKA	2,916	21,736	645.4	1,248	42,721	3323.16
IRAN (ISLAMIC REPUBLIC OF)	10,691	20,130	88.29	12,111	11,505	-5
SAUDI ARABIA	32,774	108,284	230.4	41,472	137,794	232.26
KUWAIT	1,805	1,154	-36.07	3,284	1,383	-57.89
JORDAN	382	11,175	2825.39	611	13,433	2098.53
LEBANON	10,920	25,323	131.9	5,299	12,116	128.65
YEMEN	0	122	-	0	184	-
OMAN	165	661	300.61	723	1,141	57.81
SYRIA ARAB REPUBLIC	70	0	-100	19,264	0	-100
TURKEY	35,346	140,365	297.12	98,517	312,033	216.73
UNITED ARAB EMIRATES	13,598	24,540	80.47	44,314	110,574	149.52
QATAR	0	3,000	-	0	623	-
BAHRAIN	30,410	120,000	294.61	6,376	7,865	23.35
CYPRUS	14,851	11,015	-25.83	36,048	21,759	-39.64
EGYPT	3,912	12,982	231.85	6,082	10,501	72.66
MOROCCO	237	11,904	4922.78	1,033	12,230	1083.93
TUNISIA	15,653	14,043	-10.29	22,795	37,654	65.19
ALGERIA	129	89	-31.01	350	600	71.43
ERITREA	0	1	-	0	105	-
NAMIBIA	551	288	-47.73	904	809	-10.51
ETHIOPIA	0	16,249	-	0	11,798	-
TANZANIA, UNITED REPUBLIC OF	0	186	-	0	713	-
MADAGASCAR	2,422	1,853	-23.49	5,406	3,359	-37.87
KENYA	1,219	1,130	-7.3	1,697	1,323	-22.04
REUNION	45,202	83,171	84	82,480	108,296	31.3
MOZAMBIQUE	9,035	71	-99.21	7,342	2,039	-72.23
BOTSWANA	560	142	-74.64	584	267	-54.28
GHANA	0	3	-	0	7	-
CONGO	0	1	-	0	52	-
NIGERIA	202	0	-100	756	0	-100
GABON	756	199	-73.68	3,396	758	-77.68
COTE D'IVOIRE	5,491	40,885	644.58	5,571	26,622	377.87
SENEGAL	0	1,598	-	0	3,439	-
U.S. VIRGIN ISLANDS	1,617	83	-94.87	1,755	287	-83.65
SEYCHELLES	6,967	83,506	1098.59	14,036	63,510	352.48
UGANDA	240	1	-99.58	300	16	-94.67
SOUTH AFRICA	124,031	133,155	7.36	200,028	241,065	20.52
MAURITIUS	19,193	18,085	-5.77	113,833	53,399	-53.09
VIRGIN ISLANDS (BRITISH)	1,939	645	-66.74	6,022	2,901	-51.83
AUSTRALIA	865,094	1,060,297	22.56	1,060,528	1,028,486	-3.02
NEW ZEALAND	92,969	101,044	8.69	215,762	253,360	17.43
MICRONESIA, FEDERATED STATES	1,058	135	-87.24	547	306	-44.06
GUAM	4,234	7,328	73.08	10,402	25,850	148.51
PALAU	2,931	286	-90.24	4,892	383	-92.17
NEW CALEDONIA	47,598	42,183	-11.38	78,471	73,982	-5.72
NORTHERN MARIANA ISLANDS	2,746	2,424	-11.73	5,756	5,062	-12.06
SAINT VINCENT AND THE GRENADI	6,361	3,669	-42.32	7,566	2,112	-72.09
VANUATU	6,828	3,999	-41.43	24,945	3,932	-84.24
WALLIS AND FUTUNA ISLANDS	215	1,375	539.53	314	2,107	571.02

TABEL 5. PERKEMBANGAN EKSPOR INDONESIA MENURUT KOMODITI DAN NEGARA TUJUAN

JENIS BARANG	BERAT BERSIH (KG)		PERUB	NILAI FOB (US \$)		PERUB
	JAN-OKT 2005	JAN-OKT 2006	%	JAN-OKT 2005	JAN-OKT 2006	%
(1)	(2)	(3)	(4)	(5)	(6)	(7)
BRITISH INDIAN OCEAN TERRITOR'	474	0	-100	770	0	-100
AMERICAN SAMOA	1,047	0	-100	1,290	0	-100
COOK ISLANDS	14,334	29,760	107.62	4,965	15,588	213.96
FIJI	17,909	39,301	119.45	77,485	75,234	-2.91
MARSHALL ISLANDS	0	16	-	0	41	-
SAMOA	133	0	-100	64	0	-100
TONGA	2,355	1,036	-56.01	1,835	2,573	40.22
UNITED STATES MINOR OUTLYING	1	0	-100	1	0	-100
EAST TIMOR	315	340	7.94	503	207	-58.85
UNITED STATES	2,667,176	3,986,156	49.45	9,033,485	16,263,772	80.04
CANADA	195,686	309,214	58.02	563,011	978,307	73.76
MEXICO	57,350	36,116	-37.03	151,991	113,478	-25.34
GUATEMALA	428	0	-100	554	0	-100
HONDURAS	98	192	95.92	150	523	248.67
NICARAGUA	278	401	44.24	133	174	30.83
PANAMA	10,215	4,181	-59.07	26,480	16,178	-38.9
CUBA	312	0	-100	210	0	-100
SURINAME	27	701	2496.3	39	3,311	8389.74
CHILE	17,176	16,324	-4.96	44,466	56,715	27.55
VENEZUELA	28,297	11,302	-60.06	54,060	14,312	-73.53
ARGENTINA	35,631	63,619	78.55	51,492	142,260	176.28
BRAZIL	69,300	64,760	-6.55	107,299	332,333	209.73
COLOMBIA	9,387	32,535	246.6	12,529	62,274	397.04
BOLIVIA	0	17	-	0	23	-
URUGUAY	3,002	6,251	108.23	3,817	7,470	95.7
PERU	2,310	894	-61.3	2,137	3,730	74.54
GUYANA	9,225	0	-100	29,273	0	-100
TRINIDAD AND TOBAGO	7	0	-100	10	0	-100
BAHAMAS	9,418	11,354	20.56	24,834	35,148	41.53
JAMAICA	13,511	7,017	-48.06	49,647	14,021	-71.76
PUERTO RICO	5,692	3,928	-30.99	16,198	9,394	-42.01
BELIZE	0	6,709	-	0	4,541	-
DOMINICAN REPUBLIC	40,158	45,108	12.33	48,949	117,163	139.36
EL SALVADOR	447	44	-90.16	382	103	-73.04
COSTA RICA	33,659	29,966	-10.97	66,026	40,792	-38.22
HAITI	97	1,048	980.41	118	711	502.54
BARBADOS	1,586	1,959	23.52	1,719	3,705	115.53
ANTIGUA AND BARBUDA	2,270	5,439	139.6	2,477	4,638	87.24
ANGUILLA	34	0	-100	37	0	-100
ARUBA	365	0	-100	530	0	-100
BERMUDA	86	116	34.88	483	813	68.32
CAYMAN ISLANDS	0	66	-	0	1,105	-
DOMINICA	696	342	-50.86	486	464	-4.53
FRENCH GUIANA	1,352	5,035	272.41	1,792	8,726	386.94
FRENCH POLYNESIA	31,442	106,558	238.9	64,191	159,761	148.88
GRENADA	270	0	-100	1,058	0	-100
MARTINIQUE	8,087	10,887	34.62	14,911	27,957	87.49
NETHERLANDS ANTILLES	9,514	8,152	-14.32	29,654	22,664	-23.57
SAINT LUCIA	6,407	2,711	-57.69	4,980	2,703	-45.72
TURKS AND CAICOS ISLANDS	299	3,029	913.04	541	5,376	893.72
GUADELOUPE	10,785	25,366	135.2	27,233	60,678	122.81
SAINT KITTS AND NEVIS	121	1,097	806.61	386	1,830	374.09
UNITED KINGDOM	581,594	549,839	-5.46	1,779,288	2,049,839	15.21
NETHERLANDS	453,953	659,353	45.25	940,329	991,641	5.46
FRANCE	663,008	574,531	-13.34	1,445,462	1,479,814	2.38
GERMANY, FED. REP. OF	629,233	401,583	-36.18	1,050,021	911,427	-13.2
AUSTRIA	29,646	14,757	-50.22	79,458	47,861	-39.77
BELGIUM	129,325	198,936	53.83	279,616	441,553	57.91
SWITZERLAND	33,823	23,411	-30.78	163,410	72,003	-55.94
LUXEMBOURG	0	1	-	0	5	-
MONACO	3	47	1466.67	4	817	20325
DENMARK	37,940	56,634	49.27	145,332	141,471	-2.66
NORWAY	3,607	5,280	46.38	13,092	10,993	-16.03
SWEDEN	36,515	23,588	-35.4	83,165	81,587	-1.9
FINLAND	22,822	44,687	95.81	55,373	90,140	62.79
IRELAND	15,747	51,330	225.97	61,035	94,972	55.6
ITALY	694,429	819,866	18.06	1,341,422	1,612,629	20.22
SPAIN	523,246	533,480	1.96	1,381,442	1,466,935	6.19
PORTUGAL	33,865	28,387	-16.18	83,206	109,373	31.45
ICELAND	5,175	3,558	-31.25	6,105	1,199	-80.36
GREECE	112,509	124,463	10.62	277,474	224,483	-19.1
HUNGARY	39,143	37,376	-4.51	60,461	41,627	-31.15
POLAND	54,981	79,813	45.16	78,560	133,270	69.64

TABEL 5. PERKEMBANGAN EKSPOR INDONESIA MENURUT KOMODITI DAN NEGARA TUJUAN

JENIS BARANG	BERAT BERSIH (KG)		PERUB	NILAI FOB (US \$)		PERUB
	JAN-OKT 2005	JAN-OKT 2006	%	JAN-OKT 2005	JAN-OKT 2006	%
(1)	(2)	(3)	(4)	(5)	(6)	(7)
ROMANIA	2,079	678	-67.39	2,366	274	-88.42
BULGARIA	7,210	22,560	212.9	17,382	37,013	112.94
YUGOSLAVIA	14,612	9,214	-36.94	20,235	20,464	1.13
ALBANIA	0	3,932	-	0	2,048	-
UKRAINE	14,931	30,809	106.34	102,386	45,762	-55.3
UZBEKISTAN	1	0	-100	3	0	-100
LITHUANIA	420	390	-7.14	2,339	658	-71.87
LATVIA	908	52	-94.27	4,824	116	-97.6
ESTONIA	716	54	-92.46	1,135	64	-94.36
GEORGIA	0	24	-	0	119	-
CROATIA	24,611	33,148	34.69	48,422	47,945	-0.99
MALTA	11,146	18,247	63.71	23,746	73,680	210.28
SLOVAKIA	3,653	1,044	-71.42	3,789	1,268	-66.53
SLOVENIA	12,661	12,034	-4.95	16,861	19,135	13.49
CZECH REPUBLIC	16,391	44,002	168.45	13,964	34,135	144.45
RUSSIA FEDERATION	27,222	46,951	72.47	73,076	140,876	92.78
-DARI ROTAN	102,892,341	97,950,274	-4.8	288,424,495	267,746,774	-7.17
JAPAN	12,862,521	9,925,382	-22.83	32,795,827	27,911,429	-14.89
HONG KONG	1,260,920	105,223	-91.66	1,042,165	212,240	-79.63
KOREA, REPUBLIC OF	1,432,290	1,169,308	-18.36	1,841,998	1,719,771	-6.64
TAIWAN	1,393,994	854,675	-38.69	1,873,420	1,499,675	-19.95
CHINA	482,303	526,541	9.17	1,674,639	677,274	-59.56
MONGOLIA	1,800	0	-100	6,180	0	-100
MACAU	10,000	0	-100	35,882	0	-100
PAPUA NEW GUINEA	6,851	67	-99.02	14,516	192	-98.68
THAILAND	68,682	189,139	175.38	364,424	839,386	130.33
SINGAPORE	519,324	815,830	57.09	2,715,693	3,299,261	21.49
PHILIPPINES	41,616	78,764	89.26	99,652	128,396	28.84
MALAYSIA	1,869,785	1,838,270	-1.69	3,432,234	5,228,332	52.33
MYANMAR (FORM. BURMA)	140	10,282	7244.29	140	35,248	25077.14
BRUNEI DARUSSALAM	5,550	21,210	282.16	2,565	29,039	1032.12
NEPAL	160	0	-100	138	0	-100
VIET NAM	1,167	50,084	4191.69	7,073	339,648	4702.04
MALDIVES	19,627	124,217	532.89	30,451	435,644	1330.64
INDIA	161,423	184,547	14.33	326,618	498,254	52.55
PAKISTAN	9,309	14,616	57.01	8,163	28,039	243.49
BANGLADESH	0	275	-	0	100	-
SRI LANKA	25,186	7,600	-69.82	64,383	16,456	-74.44
IRAN (ISLAMIC REPUBLIC OF)	33,461	149,271	346.1	191,806	473,202	146.71
SAUDI ARABIA	343,062	225,271	-34.34	908,805	434,205	-52.22
KUWAIT	362,731	337,274	-7.02	857,505	383,198	-55.31
JORDAN	54,291	67,211	23.8	126,317	97,133	-23.1
LEBANON	179,661	234,644	30.6	443,647	741,128	67.05
YEMEN	10,686	7,317	-31.53	30,446	16,909	-44.46
OMAN	68,547	66,251	-3.35	128,548	185,788	44.53
TURKEY	699,663	805,641	15.15	2,199,820	2,324,628	5.67
UNITED ARAB EMIRATES	709,173	429,431	-39.45	1,691,778	954,465	-43.58
QATAR	33,988	64,498	89.77	138,264	108,267	-21.7
BAHRAIN	65,529	39,146	-40.26	158,999	42,022	-73.57
CYPRUS	217,492	322,203	48.14	742,269	1,173,936	58.16
EGYPT	353,343	334,294	-5.39	764,454	730,534	-4.44
LIBYAN ARAB JAMAHIRIYA	0	10,000	-	0	27,687	-
MOROCCO	62,273	136,934	119.89	144,829	309,487	113.69
TUNISIA	16,248	45,947	182.79	41,121	157,273	282.46
ALGERIA	8,195	9,368	14.31	24,699	28,972	17.3
SUDAN	131,898	46,679	-64.61	142,936	57,273	-59.93
NAMIBIA	9,817	9,631	-1.89	32,088	30,357	-5.39
ETHIOPIA	0	323	-	0	521	-
TANZANIA, UNITED REPUBLIC OF	26,405	30,332	14.87	34,534	27,912	-19.18
MADAGASCAR	7,561	2,535	-66.47	16,336	2,200	-86.53
KENYA	19,824	37,561	89.47	16,540	50,510	205.38
REUNION	242,144	209,186	-13.61	485,656	435,496	-10.33
MOZAMBIQUE	8,826	36,482	313.35	9,548	59,565	523.85
BOTSWANA	172	0	-100	180	0	-100
EQUATORIAL GUINEA	593	2,124	258.18	465	1,665	258.06
GHANA	26,712	28	-99.9	23,606	143	-99.39
ANGOLA	0	3,080	-	0	7,999	-
CONGO	19,219	23,376	21.63	16,650	19,668	18.13
CAMEROON	87	4,422	4982.76	473	10,265	2070.19
NIGERIA	7,990	0	-100	10,116	0	-100
GABON	71	28,965	40695.77	65	61,315	94230.77
COTE D'IVOIRE	10,220	9,849	-3.63	13,014	8,338	-35.93

TABEL 5. PERKEMBANGAN EKSPOR INDONESIA MENURUT KOMODITI DAN NEGARA TUJUAN

JENIS BARANG	BERAT BERSIH (KG)		PERUB	NILAI FOB (US \$)		PERUB
	JAN-OKT 2005	JAN-OKT 2006	%	JAN-OKT 2005	JAN-OKT 2006	%
(1)	(2)	(3)	(4)	(5)	(6)	(7)
SENEGAL	23,026	5,815	-74.75	24,452	5,728	-76.57
U.S. VIRGIN ISLANDS	4,499	0	-100	9,675	0	-100
SEYCHELLES	11,400	21,330	87.11	37,655	50,186	33.28
UGANDA	0	1,777	-	0	8,765	-
NIGER	3,116	0	-100	12,439	0	-100
DJIBOUTI	11,743	4,963	-57.74	16,000	7,644	-52.23
SOUTH AFRICA	1,296,041	1,561,315	20.47	3,432,268	3,226,636	-5.99
MAURITIUS	30,989	23,863	-23	68,061	41,381	-39.2
VIRGIN ISLANDS (BRITISH)	11,491	6,500	-43.43	17,444	6,850	-60.73
AUSTRALIA	3,483,602	2,893,268	-16.95	9,951,831	6,058,651	-39.12
NEW ZEALAND	239,305	199,994	-16.43	774,346	562,979	-27.3
GUAM	246	15,802	6323.58	967	79,512	8122.54
NEW CALEDONIA	42,678	116,098	172.03	79,981	199,274	149.15
NORTHERN MARIANA ISLANDS	8,637	13,771	59.44	73,966	25,439	-65.61
SAINT VINCENT AND THE GRENADI	594	6,448	985.52	600	4,728	688
VANUATU	6,082	32,731	438.16	16,829	35,568	111.35
WALLIS AND FUTUNA ISLANDS	0	5,364	-	0	4,942	-
BRITISH INDIAN OCEAN TERRITOR	0	6,384	-	0	13,102	-
COOK ISLANDS	6,277	725	-88.45	10,061	2,832	-71.85
FIJI	64,379	71,748	11.45	207,541	221,888	6.91
SAMOA	12,297	1,232	-89.98	65,679	2,860	-95.65
SOLOMON ISLANDS	2,624	0	-100	5,956	0	-100
EAST TIMOR	4,512	6,055	34.2	3,831	8,123	112.03
UNITED STATES	14,678,923	13,717,866	-6.55	44,120,018	43,329,086	-1.79
CANADA	1,019,207	783,059	-23.17	2,796,500	2,700,703	-3.43
MEXICO	699,421	794,232	13.56	1,450,316	1,803,109	24.33
GUATEMALA	15,145	14,340	-5.32	52,857	53,512	1.24
HONDURAS	0	6,294	-	0	29,650	-
NICARAGUA	6,431	9,654	50.12	20,716	26,062	25.81
PANAMA	135,656	123,889	-8.67	409,914	227,558	-44.49
CUBA	19,322	20,505	6.12	27,010	39,619	46.68
SURINAME	82,088	25,115	-69.4	95,180	46,631	-51.01
CHILE	98,543	134,654	36.64	302,110	416,891	37.99
VENEZUELA	23,911	64,073	167.96	58,581	207,826	254.77
ARGENTINA	95,650	126,971	32.75	213,224	301,963	41.62
BRAZIL	133,033	210,822	58.47	263,912	597,288	126.32
COLOMBIA	31,938	42,633	33.49	39,219	132,218	237.13
BOLIVIA	0	4,973	-	0	20,512	-
URUGUAY	17,661	3,722	-78.93	29,985	21,729	-27.53
PARAGUAY	4,084	3,495	-14.42	5,627	5,910	5.03
ECUADOR	20,535	23,078	12.38	82,885	75,854	-8.48
PERU	50,069	58,492	16.82	138,051	172,142	24.69
GUYANA	5,203	4,155	-20.14	9,504	10,508	10.56
TRINIDAD AND TOBAGO	53,392	12,126	-77.29	192,081	34,650	-81.96
BAHAMAS	14,149	17,372	22.78	25,363	30,318	19.54
JAMAICA	4,066	40,265	890.29	3,843	100,573	2517.04
PUERTO RICO	250,431	113,625	-54.63	628,429	262,558	-58.22
BELIZE	0	13,233	-	0	41,889	-
DOMINICAN REPUBLIC	189,971	217,813	14.66	527,371	716,143	35.79
EL SALVADOR	15,739	17,830	13.29	50,574	49,634	-1.86
COSTA RICA	70,760	95,212	34.56	141,010	174,299	23.61
HAITI	2,635	0	-100	9,974	0	-100
BARBADOS	19,651	57,877	194.52	26,088	108,297	315.12
ANGUILLA	0	4,284	-	0	11,504	-
ARUBA	18,467	38,510	108.53	30,792	47,261	53.48
BERMUDA	1,382	0	-100	7,605	0	-100
DOMINICA	81,135	30,372	-62.57	198,871	65,604	-67.01
FRENCH GUIANA	33,472	60,386	80.41	95,058	152,788	60.73
FRENCH POLYNESIA	199,014	105,023	-47.23	162,015	184,586	13.93
GRENADA	7,202	6,574	-8.72	21,685	19,852	-8.45
MARTINIQUE	129,100	157,721	22.17	317,908	358,293	12.7
NETHERLANDS ANTILLES	69,078	108,352	56.85	194,665	204,383	4.99
NORFOLK ISLANDS	3,840	0	-100	6,930	0	-100
SAINT LUCIA	9,046	4,449	-50.82	20,669	10,882	-47.35
TURKS AND CAICOS ISLANDS	1,717	0	-100	7,251	0	-100
GUADELOUPE	309,768	276,905	-10.61	572,016	598,160	4.57
UNITED KINGDOM	7,330,215	6,684,123	-8.81	27,723,094	22,736,254	-17.99
NETHERLANDS	6,307,094	5,942,109	-5.79	18,600,234	17,123,402	-7.94
FRANCE	3,502,504	4,238,147	21	10,308,617	9,636,562	-6.52
GERMANY, FED. REP. OF	13,610,665	12,166,372	-10.61	38,729,898	32,812,750	-15.28
AUSTRIA	387,614	396,974	2.41	1,669,999	833,625	-50.08
BELGIUM	3,574,704	4,227,132	18.25	11,420,972	13,336,844	16.78
SWITZERLAND	161,577	351,182	117.35	818,467	660,638	-19.28

TABEL 5. PERKEMBANGAN EKSPOR INDONESIA MENURUT KOMODITI DAN NEGARA TUJUAN

JENIS BARANG	BERAT BERSIH (KG)		PERUB	NILAI FOB (US \$)		PERUB
	JAN-OKT 2005	JAN-OKT 2006	%	JAN-OKT 2005	JAN-OKT 2006	%
(1)	(2)	(3)	(4)	(5)	(6)	(7)
DENMARK	1,118,560	785,537	-29.77	3,128,414	2,381,982	-23.86
NORWAY	415,255	315,830	-23.94	1,031,850	869,517	-15.73
SWEDEN	797,083	817,086	2.51	3,168,617	2,458,666	-22.41
FINLAND	1,095,454	790,418	-27.85	4,168,907	1,891,130	-54.64
IRELAND	499,975	229,101	-54.18	889,520	589,652	-33.71
ITALY	6,254,379	6,568,977	5.03	15,636,469	15,261,003	-2.4
SPAIN	4,509,569	5,419,534	20.18	11,492,996	13,487,356	17.35
PORTUGAL	359,422	504,903	40.48	1,119,453	1,056,774	-5.6
ICELAND	18,383	11,078	-39.74	20,204	23,128	14.47
GREECE	1,999,726	2,105,479	5.29	5,458,963	5,049,729	-7.5
CZECHOSLOVAKIA	43,640	0	-100	38,500	0	-100
HUNGARY	312,837	290,414	-7.17	769,870	793,756	3.1
POLAND	798,733	1,039,947	30.2	2,411,998	2,748,007	13.93
ROMANIA	228,318	301,431	32.02	525,525	736,654	40.17
BULGARIA	180,534	89,600	-50.37	220,087	211,919	-3.71
YUGOSLAVIA	51,249	47,671	-6.98	83,509	66,263	-20.65
ARMENIA	7,043	3,600	-48.89	24,036	12,849	-46.54
AZERBAIJAN	0	3,300	-	0	10,876	-
BELARUS	8,784	17,767	102.27	29,002	45,238	55.98
KAZAKHSTAN	17,921	46,630	160.2	46,829	118,212	152.43
KYRGYZSTAN	0	3,879	-	0	2,946	-
MOLDOVA, REPUBLIC OF	0	4,139	-	0	7,396	-
UKRAINE	107,497	266,136	147.58	337,228	771,485	128.77
LITHUANIA	6,294	26,824	326.18	16,805	84,313	401.71
LATVIA	53,208	89,233	67.71	134,004	276,106	106.04
ESTONIA	35,166	67,495	91.93	111,341	139,864	25.62
GEORGIA	3,164	3,896	23.14	5,800	12,986	123.9
CROATIA	256,152	149,265	-41.73	435,612	316,860	-27.26
BOSNIA AND HERZEGOVINA	0	9,590	-	0	21,954	-
MALTA	16,221	7,362	-54.61	41,968	21,543	-48.67
SLOVAKIA	144,189	71,726	-50.26	1,212,762	385,125	-68.24
SLOVENIA	187,105	270,391	44.51	428,600	545,443	27.26
CZECH REPUBLIC	236,492	361,342	52.79	476,537	745,481	56.44
REP. OF MACEDONIA	0	1,476	-	0	6,653	-
RUSSIA FEDERATION	468,712	1,032,740	120.34	1,790,744	3,637,855	103.15
-DARI BAHAN LAINNYA	628,629,311	604,783,343	-3.79	1,270,947,539	1,208,201,201	-4.94
JAPAN	72,451,914	73,250,493	1.1	122,528,406	122,374,724	-0.13
HONG KONG	1,823,594	1,463,249	-19.76	2,893,371	1,865,501	-35.52
KOREA, DEMOCRATIC PEOPLE'S R	0	19,435	-	0	23,722	-
KOREA, REPUBLIC OF	10,919,170	11,456,407	4.92	16,267,884	19,755,771	21.44
TAIWAN	7,311,521	6,785,481	-7.19	10,390,673	11,435,400	10.05
CHINA	6,280,649	12,926,162	105.81	6,005,231	8,318,861	38.53
MONGOLIA	1,683	0	-100	8,166	0	-100
MACAU	6,257	104	-98.34	13,723	510	-96.28
PAPUA NEW GUINEA	2,141	24,828	1059.65	2,161	43,640	1919.44
THAILAND	929,263	796,899	-14.24	1,549,553	1,163,468	-24.92
SINGAPORE	9,451,428	11,530,074	21.99	14,870,831	14,357,197	-3.45
PHILIPPINES	2,149,216	1,815,667	-15.52	1,300,695	1,121,481	-13.78
MALAYSIA	16,202,176	17,977,751	10.96	17,636,861	18,911,903	7.23
MYANMAR (FORM. BURMA)	24,690	8,678	-64.85	31,901	10,009	-68.62
CAMBODIA	32,288	6,506	-79.85	10,006	4,365	-56.38
BRUNEI DARUSSALAM	356,105	184,529	-48.18	387,622	171,648	-55.72
NEPAL	7,219	0	-100	7,951	0	-100
VIET NAM	284,865	699,041	145.39	727,169	839,230	15.41
MALDIVES	1,369,305	1,830,965	33.71	2,505,595	3,192,143	27.4
INDIA	1,583,611	2,450,654	54.75	2,032,818	2,452,114	20.63
PAKISTAN	98,584	76,862	-22.03	102,647	88,190	-14.08
BANGLADESH	162,560	101,169	-37.77	138,753	80,946	-41.66
SRI LANKA	760,865	576,060	-24.29	1,178,498	811,170	-31.17
AFGHANISTAN	359,227	574,066	59.81	299,492	401,131	33.94
IRAQ	0	171,862	-	0	127,093	-
IRAN (ISLAMIC REPUBLIC OF)	794,474	411,230	-48.24	883,658	583,036	-34.02
SAUDI ARABIA	3,502,571	2,726,266	-22.16	3,058,394	2,381,298	-22.14
KUWAIT	4,335,557	2,607,641	-39.85	3,615,187	2,549,655	-29.47
JORDAN	822,282	594,587	-27.69	759,146	735,238	-3.15
LEBANON	735,081	574,735	-21.81	857,353	815,477	-4.88
YEMEN	346,122	493,276	42.52	339,064	508,513	49.98
OMAN	938,127	788,113	-15.99	821,330	576,766	-29.78
SYRIA ARAB REPUBLIC	347	3,011	767.72	1,904	10,495	451.21
TURKEY	2,263,325	2,352,153	3.92	5,440,575	5,474,471	0.62
UNITED ARAB EMIRATES	26,274,994	25,403,025	-3.32	22,952,561	18,894,736	-17.68
QATAR	289,134	291,900	0.96	626,404	784,024	25.16

TABEL 5. PERKEMBANGAN EKSPOR INDONESIA MENURUT KOMODITI DAN NEGARA TUJUAN

JENIS BARANG	BERAT BERSIH (KG)		PERUB	NILAI FOB (US \$)		PERUB
	JAN-OKT 2005	JAN-OKT 2006	%	JAN-OKT 2005	JAN-OKT 2006	%
(1)	(2)	(3)	(4)	(5)	(6)	(7)
BAHRAIN	545,560	681,356	24.89	588,550	908,218	54.31
CYPRUS	522,355	628,003	20.23	1,160,750	1,342,013	15.62
EGYPT	733,794	822,766	12.12	834,142	944,291	13.21
LIBYAN ARAB JAMAHIRIYA	499,769	650,942	30.25	536,703	692,536	29.04
MOROCCO	2,516,102	1,187,099	-52.82	1,795,757	1,033,046	-42.47
TUNISIA	128,869	52,804	-59.03	172,631	249,787	44.69
ALGERIA	238,130	307,903	29.3	198,992	251,760	26.52
SUDAN	1,868,671	1,903,363	1.86	1,564,418	1,489,789	-4.77
ERITREA	18,541	0	-100	16,436	0	-100
NAMIBIA	26,374	49,943	89.36	39,500	60,710	53.7
ETHIOPIA	47,243	67,842	43.6	43,429	73,716	69.74
TANZANIA, UNITED REPUBLIC OF	377,090	655,769	73.9	365,192	656,193	79.68
MADAGASCAR	40,725	47,299	16.14	54,216	51,069	-5.8
KENYA	516,035	464,832	-9.92	653,222	300,439	-54.01
REUNION	1,555,926	1,822,370	17.12	2,394,935	2,864,841	19.62
MOZAMBIQUE	33,990	39,660	16.68	57,171	93,001	62.67
BOTSWANA	52,794	48,108	-8.88	44,055	53,224	20.81
EQUATORIAL GUINEA	38,707	30,327	-21.65	27,841	26,960	-3.16
TOGO	6,580	18,962	188.18	7,470	21,320	185.41
GHANA	122,903	46,570	-62.11	128,714	52,605	-59.13
GUINEA	9,305	3,985	-57.17	9,969	26,190	162.71
ANGOLA	163,193	205,291	25.8	111,448	148,701	33.43
CONGO	69,846	75,251	7.74	89,620	96,081	7.21
CAMEROON	46,163	101,024	118.84	38,802	100,385	158.71
NIGERIA	381,641	212,908	-44.21	205,456	229,202	11.56
SIERRA LEONE	0	18,214	-	0	18,676	-
GABON	67,560	90,606	34.11	115,864	116,334	0.41
COTE D'IVOIRE	44,232	26,184	-40.8	32,886	26,588	-19.15
SENEGAL	69,139	11,391	-83.52	93,965	41,303	-56.04
MAURITANIA	7,828	21,758	177.95	11,771	34,749	195.21
MALI	4,997	45,244	805.42	7,875	13,228	67.97
BENIN	183,326	266,134	45.17	216,817	337,893	55.84
U.S. VIRGIN ISLANDS	81,167	107,735	32.73	167,891	328,607	95.73
SEYCHELLES	190,926	164,039	-14.08	404,116	295,253	-26.94
UGANDA	98,143	73,820	-24.78	77,087	67,441	-12.51
CENTRAL AFRICAN REPUBLIC	4,999	0	-100	2,225	0	-100
NIGER	0	11,587	-	0	16,786	-
DJIBOUTI	404,793	600,179	48.27	223,360	421,624	88.76
SAO TOME AND PRINCIPE	0	6,635	-	0	11,497	-
SOUTH AFRICA	4,872,103	4,989,501	2.41	6,689,001	7,388,082	10.45
ZAMBIA	0	245,313	-	0	157,117	-
MAURITIUS	508,274	414,139	-18.52	641,458	544,577	-15.1
RWANDA	171,012	168,188	-1.65	153,236	183,462	19.73
VIRGIN ISLANDS (BRITISH)	86,307	28,071	-67.48	193,346	71,323	-63.11
AUSTRALIA	27,739,615	27,231,098	-1.83	43,881,592	42,927,177	-2.17
NEW ZEALAND	3,060,606	2,800,090	-8.51	5,392,851	4,869,051	-9.71
MICRONESIA, FEDERATED STATES	31,187	2,199	-92.95	46,878	4,950	-89.44
GUAM	134,235	141,850	5.67	254,576	356,347	39.98
PALAU	55,814	2,441	-95.63	133,722	6,508	-95.13
NEW CALEDONIA	823,347	781,714	-5.06	1,197,747	1,378,067	15.05
NORTHERN MARIANA ISLANDS	72,508	5,226	-92.79	157,275	4,617	-97.06
SAINT VINCENT AND THE GRENADI	64,667	37,646	-41.78	85,192	85,517	0.38
VANUATU	17,598	47,082	167.54	19,254	40,322	109.42
WALLIS AND FUTUNA ISLANDS	5,136	17,034	231.66	7,485	20,340	171.74
BRITISH INDIAN OCEAN TERRITOR'	2,852	0	-100	4,630	0	-100
AMERICAN SAMOA	468,639	5,530	-98.82	1,776,236	4,960	-99.72
COOK ISLANDS	24,961	35,760	43.26	67,229	71,681	6.62
FIJI	317,299	309,920	-2.33	553,731	605,789	9.4
MARSHALL ISLANDS	5,300	2,059	-61.15	16,985	2,440	-85.63
SAMOA	8,340	0	-100	18,332	0	-100
SOLOMON ISLANDS	0	814	-	0	1,384	-
TONGA	8,763	1,626	-81.44	4,894	1,874	-61.71
UNITED STATES MINOR OUTLYING	19	0	-100	39	0	-100
EAST TIMOR	55,648	102,630	84.43	116,056	189,951	63.67
UNITED STATES	153,248,700	150,194,872	-1.99	415,540,637	415,406,315	-0.03
CANADA	8,977,696	8,579,486	-4.44	22,344,498	19,865,004	-11.1
MEXICO	1,235,563	1,236,358	0.06	2,029,671	2,827,688	39.32
GUATEMALA	53,568	103,279	92.8	112,586	172,017	52.79
HONDURAS	14,805	18,882	27.54	15,610	22,045	41.22
NICARAGUA	6,812	7,921	16.28	3,248	6,967	114.5
PANAMA	475,172	422,713	-11.04	857,879	841,709	-1.88
CUBA	26,722	17,332	-35.14	55,621	29,720	-46.57
SURINAME	49,152	56,759	15.48	66,453	77,454	16.55

TABEL 5. PERKEMBANGAN EKSPOR INDONESIA MENURUT KOMODITI DAN NEGARA TUJUAN

JENIS BARANG	BERAT BERSIH (KG)		PERUB	NILAI FOB (US \$)		PERUB
	JAN-OKT 2005	JAN-OKT 2006	%	JAN-OKT 2005	JAN-OKT 2006	%
(1)	(2)	(3)	(4)	(5)	(6)	(7)
CHILE	347,848	355,611	2.23	661,534	528,451	-20.12
VENEZUELA	87,297	178,659	104.66	176,186	351,224	99.35
ARGENTINA	580,206	388,716	-33	992,056	833,813	-15.95
BRAZIL	401,406	311,828	-22.32	897,488	529,992	-40.95
COLOMBIA	137,633	183,587	33.39	201,048	337,147	67.69
BOLIVIA	30,449	20,688	-32.06	48,342	45,464	-5.95
URUGUAY	41,368	43,602	5.4	72,028	95,703	32.87
PARAGUAY	8,475	2,268	-73.24	9,009	1,691	-81.23
ECUADOR	24,139	106,155	339.77	74,576	124,527	66.98
PERU	49,307	15,831	-67.89	100,640	17,805	-82.31
GUYANA	30,858	11,618	-62.35	32,516	11,501	-64.63
TRINIDAD AND TOBAGO	123,813	176,733	42.74	104,408	214,633	105.57
BAHAMAS	82,729	137,955	66.76	200,004	266,254	33.12
JAMAICA	210,178	197,480	-6.04	314,620	336,679	7.01
PUERTO RICO	948,126	909,471	-4.08	2,230,926	2,099,150	-5.91
BELIZE	19,092	30,895	61.82	39,158	23,004	-41.25
DOMINICAN REPUBLIC	701,664	715,876	2.03	1,051,671	1,265,356	20.32
EL SALVADOR	124,963	36,755	-70.59	122,723	71,724	-41.56
COSTA RICA	219,569	170,215	-22.48	338,454	274,414	-18.92
HAITI	3,747	4,870	29.97	4,526	3,548	-21.61
BARBADOS	128,397	152,383	18.68	182,553	288,449	58.01
ANTIGUA AND BARBUDA	36,453	79,962	119.36	93,171	154,956	66.31
ANGUILLA	12,744	14,678	15.18	50,832	47,898	-5.77
ARUBA	139,615	182,534	30.74	308,405	335,106	8.66
BERMUDA	13,477	20,534	52.36	68,060	79,074	16.18
CAPE VERDE	88,472	0	-100	76,368	0	-100
CAYMAN ISLANDS	200,282	35,587	-82.23	175,706	52,444	-70.15
DOMINICA	42,180	11,955	-71.66	69,722	36,397	-47.8
FALKLAND ISLANDS (MALVINAS)	7,374	8,048	9.14	23,917	26,330	10.09
FRENCH GUIANA	96,271	87,918	-8.68	143,366	163,349	13.94
FRENCH POLYNESIA	1,108,116	878,417	-20.73	1,630,818	1,240,526	-23.93
GRENADA	1,912	2,004	4.81	8,702	3,506	-59.71
MARTINIQUE	292,206	366,879	25.55	420,335	476,821	13.44
NETHERLANDS ANTILLES	263,797	352,435	33.6	458,213	734,395	60.27
NORFOLK ISLANDS	0	18,780	-	0	32,368	-
SAINT LUCIA	59,822	71,288	19.17	211,973	242,915	14.6
SAN MARINO	0	3,744	-	0	16,576	-
TURKS AND CAICOS ISLANDS	68,244	51,556	-24.45	109,885	133,313	21.32
GADELOUPE	449,458	564,352	25.56	706,577	844,109	19.46
SAINT KITTS AND NEVIS	13,728	3,262	-76.24	18,220	8,065	-55.74
UNITED KINGDOM	34,735,324	40,369,219	16.22	73,224,661	63,059,682	-13.88
NETHERLANDS	36,001,688	32,959,270	-8.45	80,615,850	74,280,674	-7.86
FRANCE	32,277,679	28,429,090	-11.92	72,901,245	64,798,023	-11.12
GERMANY, FED. REP. OF	19,993,747	19,328,826	-3.33	48,302,666	45,982,295	-4.8
AUSTRIA	504,748	405,093	-19.74	1,272,794	1,152,183	-9.48
BELGIUM	20,852,229	19,203,251	-7.91	55,062,993	51,871,746	-5.8
SWITZERLAND	408,427	724,137	77.3	1,421,554	2,071,174	45.7
LUXEMBOURG	14,040	16,679	18.8	18,745	90,512	382.86
DENMARK	7,086,656	6,018,008	-15.08	19,360,646	18,128,939	-6.36
NORWAY	808,142	1,592,668	97.08	2,114,157	3,941,749	86.45
SWEDEN	5,206,393	4,549,935	-12.61	10,609,546	10,256,854	-3.32
FINLAND	1,198,603	1,389,012	15.89	2,149,910	2,901,438	34.96
IRELAND	3,009,547	3,700,088	22.95	6,372,764	7,879,411	23.64
ITALY	38,161,748	16,551,156	-56.63	65,101,511	34,782,800	-46.57
SPAIN	25,802,746	23,350,122	-9.51	49,141,733	46,162,609	-6.06
PORTUGAL	1,191,843	1,676,657	40.68	2,252,132	2,512,420	11.56
ICELAND	73,106	61,202	-16.28	205,848	123,834	-39.84
GREECE	3,044,685	2,753,159	-9.57	6,602,423	5,625,127	-14.8
CZECHOSLOVAKIA	101,533	55,816	-45.03	77,956	60,980	-21.78
HUNGARY	567,132	511,336	-9.84	930,006	696,141	-25.15
POLAND	773,997	839,605	8.48	1,371,661	1,441,708	5.11
ROMANIA	89,319	76,289	-14.59	182,578	108,600	-40.52
BULGARIA	143,426	99,754	-30.45	43,836	149,196	240.35
YUGOSLAVIA	64,452	42,876	-33.48	88,992	123,321	38.58
ALBANIA	0	3,432	-	0	1,430	-
ARMENIA	19,100	39,682	107.76	19,090	39,761	108.28
AZERBAIJAN	5,115	0	-100	9,760	0	-100
BELARUS	3,854	399	-89.65	11,717	386	-96.71
KAZAKHSTAN	2,700	5,686	110.59	5,158	25,194	388.45
MOLDOVA, REPUBLIC OF	0	1,373	-	0	1,024	-
UKRAINE	135,810	325,680	139.81	411,871	607,738	47.56
UZBEKISTAN	480	0	-100	1,200	0	-100
LITHUANIA	19,798	56,027	182.99	49,854	101,405	103.4

TABEL 5. PERKEMBANGAN EKSPOR INDONESIA MENURUT KOMODITI DAN NEGARA TUJUAN

JENIS BARANG	BERAT BERSIH (KG)		PERUB	NILAI FOB (US \$)		PERUB
	JAN-OKT 2005	JAN-OKT 2006	%	JAN-OKT 2005	JAN-OKT 2006	%
(1)	(2)	(3)	(4)	(5)	(6)	(7)
LATVIA	90,155	115,191	27.77	160,632	329,867	105.36
ESTONIA	123,332	209,443	69.82	167,619	337,722	101.48
GEORGIA	22,892	16,859	-26.35	62,775	37,994	-39.48
CROATIA	507,458	531,844	4.81	802,987	955,145	18.95
MALTA	188,131	118,101	-37.22	384,475	253,866	-33.97
SLOVAKIA	63,960	97,232	52.02	68,019	66,072	-2.86
SLOVENIA	244,054	305,829	25.31	523,292	540,099	3.21
CZECH REPUBLIC	374,639	381,550	1.84	702,888	912,041	29.76
RUSSIA FEDERATION	311,027	418,323	34.5	534,452	916,927	71.56
-AN ORGANIK	1,370,283,470	1,399,330,828	2.12	333,755,874	398,974,577	19.54
JAPAN	142,625,262	212,326,742	48.87	34,092,608	65,424,943	91.9
HONG KONG	772,516	955,895	23.74	238,360	182,505	-23.43
KOREA, DEMOCRATIC PEOPLE'S R	0	15,024,261	-	0	4,845,624	-
KOREA, REPUBLIC OF	156,910,974	244,380,442	55.74	36,866,280	63,394,913	71.96
TAIWAN	369,705,195	381,818,029	3.28	84,105,701	103,106,970	22.59
CHINA	67,308,206	36,263,677	-46.12	20,966,411	17,327,759	-17.35
PAPUA NEW GUINEA	264,399	167,733	-36.56	41,926	30,916	-26.26
THAILAND	145,915,776	77,586,776	-46.83	33,657,742	25,233,614	-25.03
SINGAPORE	27,155,493	36,098,963	32.93	9,880,987	12,601,798	27.54
PHILIPPINES	98,335,831	55,728,827	-43.33	23,660,292	12,651,568	-46.53
MALAYSIA	61,859,835	73,011,033	18.03	17,027,967	23,583,232	38.5
MYANMAR (FORM. BURMA)	656,591	1,509,926	129.96	201,093	439,123	118.37
CAMBODIA	0	1,910	-	0	16,020	-
BRUNEI DARUSSALAM	551,580	6,046,000	996.12	72,082	745,580	934.35
VIET NAM	40,500,743	47,339,255	16.88	12,102,409	16,297,923	34.67
MALDIVES	40,453	7,583	-81.25	4,872	1,125	-76.91
INDIA	113,875,819	93,787,507	-17.64	27,097,104	22,849,060	-15.68
PAKISTAN	1,807,515	2,004,052	10.87	361,422	586,804	62.36
BANGLADESH	8,019,252	15,579,366	94.27	1,326,168	2,184,847	64.75
SRI LANKA	4,763,677	4,245,135	-10.89	1,212,124	1,350,787	11.44
IRAN (ISLAMIC REPUBLIC OF)	697	0	-100	1,450	0	-100
SAUDI ARABIA	260,030	711,694	173.7	176,256	491,253	178.72
TURKEY	197,474	81,030	-58.97	111,197	66,782	-39.94
UNITED ARAB EMIRATES	8,211	66,360	708.18	39,801	45,274	13.75
EGYPT	20,000	92,400	362	2,200	65,559	2879.95
SUDAN	42,900	107,250	150	7,722	18,662	141.67
TANZANIA, UNITED REPUBLIC OF	0	1,952,551	-	0	175,332	-
MADAGASCAR	0	384,500	-	0	54,875	-
KENYA	18,000	859,000	4672.22	25,140	94,631	276.42
GHANA	412	0	-100	500	0	-100
GUINEA	0	44,000	-	0	6,424	-
NIGERIA	1,420	28,477	1905.42	2,438	61,406	2418.7
CENTRAL AFRICAN REPUBLIC	1,210	0	-100	1,781	0	-100
SOUTH AFRICA	2,036,497	2,729,078	34.01	600,487	894,457	48.96
MAURITIUS	4,092,559	3,732,100	-8.81	463,226	378,280	-18.34
AUSTRALIA	84,154,455	56,882,667	-32.41	19,723,123	15,590,100	-20.96
NEW ZEALAND	376,823	920,447	144.27	289,127	779,661	169.66
FIJI	5,627	246	-95.63	621	2,670	329.95
EAST TIMOR	147	510	246.94	40	237	492.5
UNITED STATES	31,822,686	21,352,998	-32.9	7,272,248	4,917,871	-32.37
CANADA	39,020	22,000	-43.62	11,679	11,000	-5.81
GUATEMALA	0	20,000	-	0	9,000	-
VENEZUELA	227	0	-100	1,455	0	-100
BRAZIL	0	27,721	-	0	4,788	-
PUERTO RICO	500	0	-100	3,258	0	-100
UNITED KINGDOM	270,311	516,081	90.92	86,059	194,953	126.53
NETHERLANDS	151,248	112,266	-25.77	94,410	60,882	-35.51
FRANCE	1,010,319	575,319	-43.06	295,087	277,518	-5.95
GERMANY, FED. REP. OF	622,151	408,184	-34.39	192,618	137,079	-28.83
AUSTRIA	0	2,969	-	0	5,392	-
BELGIUM	1,037,024	931,024	-10.22	308,706	379,936	23.07
SWITZERLAND	2,101	0	-100	4,618	0	-100
DENMARK	200,003	80,003	-60	61,704	28,619	-53.62
NORWAY	220,000	0	-100	66,835	0	-100
SWEDEN	65,670	50,767	-22.69	69,787	126,650	81.48
FINLAND	100,040	199,661	99.58	36,604	77,999	113.09
ITALY	1,428,252	1,352,407	-5.31	404,582	439,743	8.69
SPAIN	405,004	376,000	-7.16	118,030	128,392	8.78
PORTUGAL	64,000	88,000	37.5	18,165	28,864	58.9
GREECE	21,000	0	-100	5,250	0	-100
CZECHOSLOVAKIA	0	40,000	-	0	12,165	-
HUNGARY	412	0	-100	1,980	0	-100

TABEL 5. PERKEMBANGAN EKSPOR INDONESIA MENURUT KOMODITI DAN NEGARA TUJUAN

JENIS BARANG	BERAT BERSIH (KG)		PERUB	NILAI FOB (US \$)		PERUB
	JAN-OKT 2005	JAN-OKT 2006	%	JAN-OKT 2005	JAN-OKT 2006	%
(1)	(2)	(3)	(4)	(5)	(6)	(7)
ROMANIA	0	700,000	-	0	553,000	-
RUSSIA FEDERATION	537,923	6	-100	342,142	12	-100
-ORGANIK	1,964,808,162	1,972,495,140	0.39	1,315,192,106	1,505,373,710	14.46
JAPAN	264,428,553	236,738,078	-10.47	111,451,487	108,670,904	-2.49
HONG KONG	25,857,540	11,171,808	-56.79	32,221,677	24,573,081	-23.74
KOREA, REPUBLIC OF	75,944,600	153,979,785	102.75	49,667,023	85,926,968	73.01
TAIWAN	100,823,006	115,039,470	14.1	37,855,983	91,838,322	142.6
CHINA	682,505,218	512,622,123	-24.89	498,495,258	452,359,649	-9.25
MACAU	0	9	-	0	360	-
PAPUA NEW GUINEA	360	15,138	4105	432	29,455	6718.29
THAILAND	126,204,252	138,630,057	9.85	84,083,150	98,011,249	16.56
SINGAPORE	30,572,068	65,787,059	115.19	24,388,571	60,454,556	147.88
PHILIPPINES	41,605,973	34,353,572	-17.43	18,258,630	18,219,309	-0.22
MALAYSIA	264,712,584	284,312,955	7.4	128,235,380	149,628,521	16.68
MYANMAR (FORM. BURMA)	1,210,625	1,404,713	16.03	1,036,329	812,008	-21.65
CAMBODIA	3,138,386	1,433,735	-54.32	2,996,383	1,737,357	-42.02
BRUNEI DARUSSALAM	55,614	38,157	-31.39	72,345	53,734	-25.73
NEPAL	173,956	215,310	23.77	151,610	224,794	48.27
VIET NAM	35,708,396	41,580,547	16.44	25,034,701	32,888,934	31.37
MALDIVES	0	2,841	-	0	4,761	-
INDIA	46,348,342	82,858,795	78.77	33,114,518	60,445,660	82.54
PAKISTAN	17,003,878	8,282,460	-51.29	18,315,029	9,271,942	-49.38
BANGLADESH	2,459,693	4,943,626	100.99	1,939,886	3,435,233	77.08
SRI LANKA	491,282	427,484	-12.99	481,086	920,619	91.36
AFGHANISTAN	0	50,746	-	0	191,877	-
IRAN (ISLAMIC REPUBLIC OF)	1,902,000	3,908,450	105.49	1,985,209	4,041,440	103.58
SAUDI ARABIA	1,015,399	2,258,936	122.47	2,058,813	3,336,108	62.04
KUWAIT	94,742	56,028	-40.86	168,709	133,433	-20.91
JORDAN	650,688	1,225,647	88.36	725,178	906,944	25.07
LEBANON	34,600	49,400	42.77	46,369	74,488	60.64
YEMEN	0	89,949	-	0	122,583	-
OMAN	1,755	1,852	5.53	12,000	21,700	80.83
SYRIA ARAB REPUBLIC	329,829	204,842	-37.89	451,102	284,503	-36.93
TURKEY	1,830,756	3,224,371	76.12	1,755,331	3,490,355	98.84
UNITED ARAB EMIRATES	1,043,859	4,085,905	291.42	1,153,553	3,194,231	176.9
QATAR	2,740	1,330	-51.46	14,962	5,507	-63.19
CYPRUS	0	17,500	-	0	23,521	-
EGYPT	2,618,656	2,394,547	-8.56	2,229,995	2,359,735	5.82
MOROCCO	393,750	551,200	39.99	724,379	460,206	-36.47
TUNISIA	53,600	40,000	-25.37	67,532	43,600	-35.44
ALGERIA	18,750	115,350	515.2	32,320	170,420	427.29
SUDAN	61,600	1,951	-96.83	35,272	19,912	-43.55
ERITREA	1,037	0	-100	2,750	0	-100
ETHIOPIA	17,000	3,230	-81	31,450	52,173	65.89
TANZANIA, UNITED REPUBLIC OF	281,218	256,000	-8.97	152,935	108,835	-28.84
MADAGASCAR	184,529	184,816	0.16	175,408	233,624	33.19
SOMALIA	0	978	-	0	14,990	-
KENYA	306,283	171,753	-43.92	370,739	212,443	-42.7
MOZAMBIQUE	80,000	300,000	275	64,400	184,700	186.8
TOGO	174,361	0	-100	177,734	0	-100
GHANA	1,093,244	415,880	-61.96	992,479	362,206	-63.5
GUINEA	32,640	13,455	-58.78	40,725	26,910	-33.92
CAMEROON	0	21,600	-	0	7,236	-
NIGERIA	7,195,435	8,187,265	13.78	4,006,916	5,306,311	32.43
SIERRA LEONE	292,290	229,156	-21.6	290,872	248,137	-14.69
GABON	16,875	0	-100	18,750	0	-100
COTE D'IVOIRE	212,800	345,600	62.41	101,618	128,953	26.9
SENEGAL	43,200	34,170	-20.9	13,625	25,891	90.03
MALI	19,976	0	-100	21,773	0	-100
BENIN	0	14,341	-	0	28,540	-
GAMBIA	14,940	0	-100	26,892	0	-100
SEYCHELLES	30	0	-100	350	0	-100
DJIBOUTI	95,241	20,000	-79	73,603	13,200	-82.07
SAINT HELENA	0	63,000	-	0	52,486	-
SOUTH AFRICA	1,612,152	3,049,008	89.13	1,942,512	3,065,590	57.82
ZIMBABWE	0	20,000	-	0	12,000	-
MALAWI	160,000	380,000	137.5	114,644	235,800	105.68
MAURITIUS	139,829	156,489	11.91	130,045	180,591	38.87
ZAIRE	0	28,800	-	0	46,368	-
AUSTRALIA	23,325,552	23,122,655	-0.87	20,185,842	22,971,546	13.8
NEW ZEALAND	3,698,667	2,732,977	-26.11	3,721,815	2,655,888	-28.64
NEW CALEDONIA	60	0	-100	185	0	-100

TABEL 5. PERKEMBANGAN EKSPOR INDONESIA MENURUT KOMODITI DAN NEGARA TUJUAN

JENIS BARANG	BERAT BERSIH (KG)		PERUB	NILAI FOB (US \$)		PERUB
	JAN-OKT 2005	JAN-OKT 2006	%	JAN-OKT 2005	JAN-OKT 2006	%
(1)	(2)	(3)	(4)	(5)	(6)	(7)
NORTHERN MARIANA ISLANDS	0	21,000	-	0	22,992	-
AMERICAN SAMOA	36,110	0	-100	47,271	0	-100
FIJI	33,959	20,533	-39.54	38,213	24,338	-36.31
SAMOA	1,272	0	-100	1,750	0	-100
SOLOMON ISLANDS	1,246	848	-31.94	10,176	6,041	-40.63
TOKELAU	0	100,000	-	0	102,100	-
EAST TIMOR	53,111	211,197	297.65	108,840	257,710	136.78
UNITED STATES	46,714,398	44,857,277	-3.98	32,334,197	45,019,991	39.23
CANADA	2,158,720	2,492,844	15.48	1,915,967	2,057,097	7.37
MEXICO	597,420	1,164,013	94.84	722,728	1,459,510	101.94
GUATEMALA	0	143,100	-	0	51,284	-
HONDURAS	0	21,600	-	0	8,364	-
PANAMA	34,000	0	-100	37,545	0	-100
CHILE	1,108,620	548,326	-50.54	1,234,088	481,747	-60.96
VENEZUELA	314,412	465,499	48.05	375,532	557,447	48.44
ARGENTINA	682,455	2,000,192	193.09	757,016	1,752,823	131.54
BRAZIL	2,386,126	13,359,750	459.89	3,255,512	8,440,265	159.26
COLOMBIA	603,198	1,350,798	123.94	771,632	1,453,401	88.35
URUGUAY	2,200	39,900	1713.64	564,300	541,465	-4.05
PARAGUAY	43,200	95,200	120.37	15,120	65,131	330.76
ECUADOR	16,629	69,200	316.14	12,000	88,280	635.67
PERU	512,699	435,150	-15.13	570,920	794,394	39.14
GUYANA	0	20,000	-	0	19,041	-
TRINIDAD AND TOBAGO	21,000	262	-98.75	18,270	2,328	-87.26
JAMAICA	34,800	22,337	-35.81	31,748	21,502	-32.27
PUERTO RICO	2,400	8,000	233.33	110,200	557,769	406.14
DOMINICAN REPUBLIC	51,000	112,698	120.98	51,513	108,552	110.73
EL SALVADOR	0	19,500	-	0	5,265	-
COSTA RICA	55,538	21,600	-61.11	53,297	7,560	-85.82
HAITI	58,532	38,556	-34.13	59,400	48,195	-18.86
DOMINICA	0	194,400	-	0	70,054	-
UNITED KINGDOM	7,475,769	11,234,760	50.28	8,006,722	11,307,753	41.23
NETHERLANDS	30,997,668	20,588,800	-33.58	30,939,238	25,279,308	-18.29
FRANCE	1,980,586	3,255,784	64.38	3,514,403	4,721,302	34.34
GERMANY, FED. REP. OF	11,955,402	17,788,740	48.79	17,274,108	23,859,724	38.12
AUSTRIA	93,400	6,325	-93.23	278,914	447,253	60.36
BELGIUM	53,216,028	47,534,397	-10.68	60,318,205	64,961,280	7.7
SWITZERLAND	1,226,008	164,533	-86.58	1,533,535	385,275	-74.88
DENMARK	695,000	51,000	-92.66	695,832	29,436	-95.77
NORWAY	925,038	995,154	7.58	717,672	896,915	24.98
SWEDEN	1,376,000	1,191,998	-13.37	1,564,769	1,476,080	-5.67
FINLAND	1,961,181	1,833,488	-6.51	2,639,424	2,495,972	-5.43
IRELAND	221,193	223,684	1.13	1,301,230	737,293	-43.34
ITALY	2,966,534	20,773,818	600.27	5,475,063	20,385,050	272.33
SPAIN	6,756,116	14,135,055	109.22	8,255,787	15,377,971	86.27
PORTUGAL	5,901,719	614,315	-89.59	4,363,339	626,539	-85.64
GREECE	1,007,000	391,754	-61.1	668,488	536,145	-19.8
CZECHOSLOVAKIA	303,786	289,950	-4.55	377,489	422,139	11.83
HUNGARY	211,834	158,908	-24.98	415,322	331,621	-20.15
POLAND	2,302,000	180,000	-92.18	2,407,636	277,321	-88.48
ROMANIA	170,000	157,750	-7.21	194,189	206,055	6.11
BULGARIA	229,200	463,869	102.39	185,066	390,502	111.01
TURKMENISTAN	1,099	0	-100	1,835	0	-100
UKRAINE	138,550	564,200	307.22	207,149	726,890	250.9
LITHUANIA	204,000	376,500	84.56	231,999	484,249	108.73
LATVIA	68,000	87,500	28.68	84,093	108,595	29.14
ESTONIA	0	63,799	-	0	66,910	-
CROATIA	0	994	-	0	2,484	-
SLOVENIA	60,000	825,994	1276.66	69,000	1,014,873	1370.83
CZECH REPUBLIC	2,415,000	1,078,500	-55.34	2,552,473	1,299,443	-49.09
RUSSIA FEDERATION	6,132,597	7,762,892	26.58	5,903,627	7,932,289	34.36
-LAINNYA	294,518,808	602,876,496	104.7	118,841,663	269,661,625	126.91
JAPAN	18,443,634	25,950,755	40.7	10,471,060	16,256,183	55.25
HONG KONG	601	703	16.97	5,735	834	-85.46
KOREA, REPUBLIC OF	84,432,331	118,861,161	40.78	48,204,570	69,169,653	43.49
TAIWAN	114,168	36,438,527	31816.59	103,621	20,408,984	19595.8
CHINA	284,962	35,236,918	12265.48	267,566	15,252,880	5600.6
MACAU	6,060	0	-100	3,945	0	-100
THAILAND	445,202	17,914,236	3923.84	439,638	11,190,610	2445.41
SINGAPORE	168,234,255	351,312,227	108.82	47,307,503	126,990,111	168.44
PHILIPPINES	1,090,165	5,805,253	432.51	561,502	3,022,753	438.33
MALAYSIA	13,934,684	10,564,597	-24.18	6,733,344	6,140,100	-8.81

TABEL 5. PERKEMBANGAN EKSPOR INDONESIA MENURUT KOMODITI DAN NEGARA TUJUAN

JENIS BARANG	BERAT BERSIH (KG)		PERUB	NILAI FOB (US \$)		PERUB
	JAN-OKT 2005	JAN-OKT 2006	%	JAN-OKT 2005	JAN-OKT 2006	%
(1)	(2)	(3)	(4)	(5)	(6)	(7)
MYANMAR (FORM. BURMA)	1,729,981	603,400	-65.12	1,414,084	871,727	-38.35
VIET NAM	187,159	9,913	-94.7	158,499	23,514	-85.16
MALDIVES	31,585	3,166	-89.98	179,152	6,847	-96.18
INDIA	26	13,326	51153.85	27	18,579	68711.11
PAKISTAN	8,040	1,959	-75.63	5,018	4,938	-1.59
BANGLADESH	521,575	122,040	-76.6	484,471	113,355	-76.6
SRI LANKA	5,001	13,624	172.43	9,090	31,789	249.71
UNITED ARAB EMIRATES	8	6,104	76200	247	16,850	6721.86
EGYPT	7,383	0	-100	11,600	0	-100
MADAGASCAR	0	262	-	0	100	-
TOGO	21,844	0	-100	112,853	0	-100
SOUTH AFRICA	0	18	-	0	33	-
COMOROS	103	0	-100	800	0	-100
AUSTRALIA	892	306	-65.7	1,926	2,719	41.17
NEW ZEALAND	90	2,182	2324.44	451	6,457	1331.71
UNITED STATES	5,006,585	14,680	-99.71	2,323,238	23,769	-98.98
NICARAGUA	165	0	-100	5,554	0	-100
UNITED KINGDOM	1,438	0	-100	2,466	0	-100
NETHERLANDS	229	117	-48.91	969	588	-39.32
FRANCE	0	31	-	0	51	-
GERMANY, FED. REP. OF	35	888	2437.14	211	104,686	49514.22
BELGIUM	50	0	-100	394	0	-100
SWITZERLAND	0	100	-	0	3,448	-
ITALY	10,504	0	-100	31,091	0	-100
PORTUGAL	0	3	-	0	67	-
MALTA	53	0	-100	1,038	0	-100
PUPUK	614,556,123	90,246,007	-85.32	144,996,577	18,227,596	-87.43
JAPAN	36,105,562	31,635,086	-12.38	5,255,916	4,189,437	-20.29
HONG KONG	578	13	-97.75	925	103	-88.86
KOREA, REPUBLIC OF	57,295,800	482,800	-99.16	13,282,984	61,350	-99.54
TAIWAN	38,069,610	394,297	-98.96	9,497,467	69,949	-99.26
CHINA	243,327	37,856	-84.44	80,124	32,829	-59.03
THAILAND	116,617,033	7,147,849	-93.87	29,714,521	1,643,668	-94.47
SINGAPORE	6,825,005	1,472,247	-78.43	3,749,792	280,401	-92.52
PHILIPPINES	74,697,948	6,229,808	-91.66	17,937,990	1,381,237	-92.3
MALAYSIA	33,950,313	9,528,605	-71.93	8,397,296	2,222,921	-73.53
MYANMAR (FORM. BURMA)	0	700,000	-	0	109,029	-
VIET NAM	51,898,722	28,553,647	-44.98	11,898,895	6,922,291	-41.82
INDIA	6,349,000	1,000	-99.98	1,588,144	3,000	-99.81
PAKISTAN	20,700,000	0	-100	5,257,800	0	-100
BANGLADESH	100	0	-100	650	0	-100
SAUDI ARABIA	1,000	0	-100	115	0	-100
JORDAN	0	22,000	-	0	6,820	-
OMAN	21,999	0	-100	2,840	0	-100
EGYPT	0	200,000	-	0	69,700	-
KENYA	143,700	633,569	340.9	35,574	159,120	347.29
MAURITIUS	20,000	0	-100	5,100	0	-100
AUSTRALIA	23,413,855	2,428,072	-89.63	5,392,998	490,095	-90.91
NEW ZEALAND	30,601	67,000	118.95	16,946	8,865	-47.69
MICRONESIA, FEDERATED STATES	0	6	-	0	14	-
FIJI	99,999	0	-100	31,840	0	-100
EAST TIMOR	49	0	-100	52	0	-100
UNITED STATES	87,289,536	256,049	-99.71	18,849,329	57,456	-99.7
CANADA	50,482,147	0	-100	11,557,931	0	-100
NETHERLANDS	15,238	30,146	97.83	6,961	15,484	122.44
FRANCE	44,000	0	-100	3,630	0	-100
GERMANY, FED. REP. OF	2	950	47400	14	2,655	18864.29
AUSTRIA	0	72,000	-	0	9,360	-
BELGIUM	0	45,500	-	0	290,600	-
SWITZERLAND	0	52	-	0	1,930	-
IRELAND	220,000	220,000	0	25,300	25,300	0
ITALY	20,000	11,795	-41.03	1,200	67,482	5523.5
SPAIN	0	75,460	-	0	105,600	-
PORTUGAL	999	0	-100	93	0	-100
BULGARIA	10,000,000	200	-100	2,404,150	900	-99.96
PRODUK PHARMASI	7,221,578	8,072,627	11.78	83,616,324	101,892,848	21.86
JAPAN	116,405	134,054	15.16	7,115,916	9,336,842	31.21
HONG KONG	143,663	84,492	-41.19	2,254,598	2,243,840	-0.48
KOREA, REPUBLIC OF	67,333	68,736	2.08	16,256,451	19,692,633	21.14
TAIWAN	164,053	286,481	74.63	306,276	345,747	12.89
CHINA	144,878	24,389	-83.17	166,654	249,115	49.48

TABEL 5. PERKEMBANGAN EKSPOR INDONESIA MENURUT KOMODITI DAN NEGARA TUJUAN

JENIS BARANG	BERAT BERSIH (KG)		PERUB	NILAI FOB (US \$)		PERUB
	JAN-OKT 2005	JAN-OKT 2006	%	JAN-OKT 2005	JAN-OKT 2006	%
	(1)	(2)	(3)	(4)	(5)	(6)
MONGOLIA	6,391	49,005	666.78	82,262	339,114	312.24
MACAU	256	55	-78.52	6,455	6,650	3.02
PAPUA NEW GUINEA	26,201	10,507	-59.9	60,485	153,542	153.85
THAILAND	349,929	341,382	-2.44	12,813,002	14,742,486	15.06
SINGAPORE	559,926	461,540	-17.57	3,942,612	4,665,553	18.34
PHILIPPINES	434,227	527,314	21.44	5,457,041	7,422,037	36.01
MALAYSIA	942,746	748,120	-20.64	4,288,789	2,746,253	-35.97
MYANMAR (FORM. BURMA)	862,306	257,221	-70.17	1,671,915	2,338,724	39.88
CAMBODIA	55,406	65,997	19.12	1,101,370	1,427,896	29.65
BRUNEI DARUSSALAM	20,560	14,242	-30.73	164,102	79,649	-51.46
LAO PEOPLE'S DEMOCRATIC REPU	0	1	-	0	10	-
NEPAL	2,201	10	-99.55	17,463	50	-99.71
VIET NAM	181,372	363,997	100.69	4,824,983	4,740,978	-1.74
INDIA	4,945	7,284	47.3	2,429,830	7,317,983	201.17
PAKISTAN	122,743	157,732	28.51	1,015,339	1,265,972	24.68
BANGLADESH	63,894	70,535	10.39	68,973	1,528,719	2116.4
SRI LANKA	1,106,562	2,821,583	154.99	2,625,488	4,304,796	63.96
AFGHANISTAN	0	12,726	-	0	323,157	-
IRAN (ISLAMIC REPUBLIC OF)	0	9	-	0	40	-
SAUDI ARABIA	101,101	60,298	-40.36	89,724	201,150	124.19
KUWAIT	0	558	-	0	11,860	-
JORDAN	3,770	5,354	42.02	23,678	56,801	139.89
LEBANON	12,051	14	-99.88	14,207	752	-94.71
YEMEN	4,579	17,156	274.67	156,400	31,043	-80.15
OMAN	0	310	-	0	1,193	-
UNITED ARAB EMIRATES	13,292	7,891	-40.63	138,183	132,842	-3.87
BAHRAIN	898	826	-8.02	14,692	12,894	-12.24
EGYPT	0	241	-	0	260,050	-
TUNISIA	11	0	-100	35	0	-100
ALGERIA	1,570	1,994	27.01	366,000	732,100	100.03
SUDAN	0	6,962	-	0	82,253	-
LESOTHO	0	174	-	0	9,319	-
ETHIOPIA	0	1,877	-	0	100,702	-
TANZANIA, UNITED REPUBLIC OF	0	2,427	-	0	122,804	-
KENYA	11,557	5,423	-53.08	283,555	693	-99.76
MOZAMBIQUE	4,305	0	-100	19,011	0	-100
EQUATORIAL GUINEA	12,239	319	-97.39	133,182	934	-99.3
TOGO	12,543	50,597	303.39	139,650	558,949	300.25
GHANA	0	12,134	-	0	138,613	-
GUINEA	0	8,077	-	0	733,106	-
CAMEROON	70	961	1272.86	8,504	23,656	178.17
NIGERIA	1,269,407	961,720	-24.24	12,559,996	8,761,806	-30.24
GABON	0	12,166	-	0	139,108	-
COTE D'IVOIRE	12,898	13,413	3.99	141,453	173,298	22.51
SENEGAL	0	6,314	-	0	28,849	-
BENIN	0	4,123	-	0	8,433	-
SOUTH AFRICA	4,343	15,592	259.01	30,967	927,051	2893.67
MAURITIUS	31	0	-100	5,100	0	-100
AUSTRALIA	16,978	20,626	21.49	318,270	374,524	17.67
NEW ZEALAND	175	112	-36	189	154	-18.52
GUAM	0	4	-	0	2,018	-
VANUATU	441	0	-100	772	0	-100
COOK ISLANDS	1,829	0	-100	1,605	0	-100
FIJI	4,288	357	-91.67	19,136	2,340	-87.77
SAMOA	0	1,317	-	0	66,979	-
SOLOMON ISLANDS	87	549	531.03	142	550	287.32
TONGA	236	0	-100	296	0	-100
EAST TIMOR	3,278	17,972	448.26	27,000	110,326	308.61
UNITED STATES	264,159	227,524	-13.87	280,542	231,603	-17.44
CANADA	0	2	-	0	20	-
MEXICO	2,039	1,671	-18.05	491,019	568,460	15.77
GUATEMALA	0	1,987	-	0	25,641	-
PANAMA	0	4,135	-	0	137,619	-
CUBA	0	80	-	0	2,670	-
SURINAME	1,662	6,514	291.94	38,249	19,509	-48.99
VENEZUELA	0	1,792	-	0	140,703	-
COLOMBIA	44	211	379.55	1,827	1,745	-4.49
ECUADOR	808	13,785	1606.06	59,923	342,824	472.11
PERU	74	182	145.95	5,448	14,074	158.33
EL SALVADOR	0	1,303	-	0	78,366	-
NETHERLANDS ANTILLES	4,792	1,480	-69.12	145,603	30,691	-78.92
UNITED KINGDOM	22,619	939	-95.85	108,540	15,660	-85.57
NETHERLANDS	6,696	26,224	291.64	164,908	230,442	39.74

TABEL 5. PERKEMBANGAN EKSPOR INDONESIA MENURUT KOMODITI DAN NEGARA TUJUAN

JENIS BARANG	BERAT BERSIH (KG)		PERUB	NILAI FOB (US \$)		PERUB
	JAN-OKT 2005	JAN-OKT 2006	%	JAN-OKT 2005	JAN-OKT 2006	%
(1)	(2)	(3)	(4)	(5)	(6)	(7)
FRANCE	13,322	3,407	-74.43	186,032	138,804	-25.39
GERMANY, FED. REP. OF	26,616	8,147	-69.39	802,590	289,301	-63.95
AUSTRIA	0	1,255	-	0	39,200	-
BELGIUM	6,063	2,736	-54.87	38,451	126,252	228.35
SWITZERLAND	13	1,959	14969.23	2	45,781	2288950
NORWAY	668	369	-44.76	25,827	23,174	-10.27
SWEDEN	454	237	-47.8	12,196	6,957	-42.96
FINLAND	20	16	-20	46	40	-13.04
ITALY	1,066	1,223	14.73	682	1,199	75.81
SPAIN	200	250	25	10	6,250	62400
GREECE	500	0	-100	57,826	0	-100
POLAND	1,089	19,496	1690.27	28,488	269,206	844.98
TURKMENISTAN	0	74	-	0	5,338	-
UZBEKISTAN	0	186	-	0	12,157	-
LATVIA	700	0	-100	6,364	0	-100
CROATIA	0	13	-	0	26	-
RUSSIA FEDERATION	0	160	-	0	10,200	-
KULIT DAN BARANG DARI KULIT	14,905,987	11,440,283	-23.25	106,787,292	144,379,674	35.2
JAPAN	135,599	168,059	23.94	2,510,552	3,484,516	38.79
HONG KONG	2,076,583	1,235,050	-40.52	20,502,952	21,951,072	7.06
KOREA, REPUBLIC OF	130,392	534,910	310.23	2,573,528	2,713,470	5.44
TAIWAN	113,826	302,042	165.35	1,467,188	3,788,793	158.24
CHINA	1,790,138	1,265,162	-29.33	7,562,346	19,618,765	159.43
MACAU	75	896	1094.67	2,258	36,956	1536.67
PAPUA NEW GUINEA	509	9,020	1672.1	2,211	24,720	1018.05
THAILAND	1,451,795	512,194	-64.72	8,466,061	7,437,019	-12.15
SINGAPORE	367,366	784,633	113.58	8,681,213	14,243,185	64.07
PHILIPPINES	24,852	32,703	31.59	301,966	206,369	-31.66
MALAYSIA	464,614	1,168,882	151.58	3,919,497	17,783,013	353.71
CAMBODIA	5,508	14,340	160.35	73,456	337,830	359.91
BRUNEI DARUSSALAM	11,388	645	-94.34	7,987	44,990	463.29
VIET NAM	453,817	446,444	-1.62	6,615,643	6,405,810	-3.17
MALDIVES	394	505	28.17	1,277	2,877	125.29
INDIA	1,110,095	811,054	-26.94	6,306,415	8,955,951	42.01
PAKISTAN	13,795	25,714	86.4	42,939	31,027	-27.74
BANGLADESH	256,407	98,565	-61.56	1,019,433	1,403,333	37.66
SRI LANKA	4,140	2,898	-30	202,010	106,921	-47.07
IRAN (ISLAMIC REPUBLIC OF)	0	14,872	-	0	24,762	-
SAUDI ARABIA	4,543	238	-94.76	4,010	46,894	1069.43
KUWAIT	240	2,400	900	9,886	6,564	-33.6
JORDAN	0	1	-	0	18	-
LEBANON	764	12,076	1480.63	15,631	51,842	231.66
TURKEY	120,208	82,758	-31.15	90,819	60,827	-33.02
UNITED ARAB EMIRATES	4,019	582	-85.52	28,849	7,110	-75.35
CYPRUS	1,133	0	-100	3,872	0	-100
EGYPT	15,211	326	-97.86	60,557	275	-99.55
LIBYAN ARAB JAMAHIRIYA	144	0	-100	574	0	-100
TUNISIA	116	0	-100	156	0	-100
NAMIBIA	132	169	28.03	316	560	77.22
ETHIOPIA	1,050	0	-100	53,125	0	-100
TANZANIA, UNITED REPUBLIC OF	0	26	-	0	68	-
MADAGASCAR	477	720	50.94	881	1,083	22.93
KENYA	1	0	-100	7	0	-100
REUNION	8,042	2,902	-63.91	13,049	5,286	-59.49
GUINEA	3,746	0	-100	3,000	0	-100
GABON	0	789	-	0	900	-
COTE D'IVOIRE	41	0	-100	84	0	-100
MAURITANIA	546	0	-100	14	0	-100
U.S. VIRGIN ISLANDS	885	34	-96.16	12,605	118	-99.06
SEYCHELLES	126	1,659	1216.67	1,038	2,022	94.8
UGANDA	0	20	-	0	418	-
SOUTH AFRICA	5,068	1,555	-69.32	18,205	7,694	-57.74
ZAMBIA	0	33	-	0	208	-
MAURITIUS	4,143	1,342	-67.61	4,385	864	-80.3
VIRGIN ISLANDS (BRITISH)	0	627	-	0	8,000	-
AUSTRALIA	382,140	32,858	-91.4	656,703	590,326	-10.11
NEW ZEALAND	2,600	43,541	1574.65	28,364	39,455	39.1
MICRONESIA, FEDERATED STATES	0	115	-	0	259	-
GUAM	370	169	-54.32	4,733	2,338	-50.6
NEW CALEDONIA	1,524	5,516	261.94	9,252	28,235	205.18
NORTHERN MARIANA ISLANDS	28	4	-85.71	106	153	44.34
VANUATU	12	0	-100	280	0	-100

TABEL 5. PERKEMBANGAN EKSPOR INDONESIA MENURUT KOMODITI DAN NEGARA TUJUAN

JENIS BARANG	BERAT BERSIH (KG)		PERUB	NILAI FOB (US \$)		PERUB
	JAN-OKT 2005	JAN-OKT 2006	%	JAN-OKT 2005	JAN-OKT 2006	%
(1)	(2)	(3)	(4)	(5)	(6)	(7)
FIJI	1,102	442	-59.89	8,133	1,758	-78.38
TONGA	1,183	0	-100	627	0	-100
EAST TIMOR	915	422	-53.88	282	242	-14.18
UNITED STATES	157,594	344,269	118.45	3,897,062	11,347,955	191.19
CANADA	58,574	9,672	-83.49	38,534	197,224	411.82
MEXICO	2,869	5,660	97.28	96,092	214,385	123.1
HONDURAS	133	0	-100	183	0	-100
PANAMA	7	0	-100	32	0	-100
CHILE	501	669	33.53	966	2,484	157.14
VENEZUELA	728	285	-60.85	1,488	1,289	-13.37
BRAZIL	254,748	69,497	-72.72	1,347,806	467,203	-65.34
COLOMBIA	0	7	-	0	201	-
URUGUAY	975	210	-78.46	1,469	716	-51.26
PERU	5,905	16	-99.73	2,736	78	-97.15
BAHAMAS	0	258	-	0	186	-
JAMAICA	95	1,271	1237.89	611	12,634	1967.76
PUERTO RICO	22	436	1881.82	277	7,058	2448.01
DOMINICAN REPUBLIC	304	1,302	328.29	454	2,571	466.3
COSTA RICA	12,074	123	-98.98	22,591	802	-96.45
BARBADOS	0	35	-	0	5,635	-
ANTIGUA AND BARBUDA	0	3	-	0	30	-
BERMUDA	70	226	222.86	400	1,579	294.75
FRENCH GUIANA	0	48	-	0	455	-
FRENCH POLYNESIA	1,732	2,187	26.27	2,084	6,070	191.27
MARTINIQUE	127	559	340.16	643	3,069	377.29
NETHERLANDS ANTILLES	1,144	1,186	3.67	6,956	27,590	296.64
SAINT LUCIA	0	11	-	0	200	-
GUADELOUPE	862	1,425	65.31	2,115	2,235	5.67
UNITED KINGDOM	156,993	71,758	-54.29	2,727,008	1,272,333	-53.34
NETHERLANDS	895,571	323,128	-63.92	4,310,386	2,361,618	-45.21
FRANCE	42,528	58,624	37.85	304,699	850,995	179.29
GERMANY, FED. REP. OF	172,247	175,846	2.09	4,007,735	3,797,766	-5.24
AUSTRIA	115	166	44.35	244	2,700	1006.56
BELGIUM	104,825	5,599	-94.66	147,502	50,114	-66.02
SWITZERLAND	2,487	982	-60.51	46,349	34,964	-24.56
DENMARK	3,318	1,804	-45.63	99,237	23,140	-76.68
NORWAY	1,511,680	1,651,037	9.22	3,119,496	3,436,939	10.18
SWEDEN	51,937	87,385	68.25	258,833	320,111	23.67
FINLAND	6,964	6,546	-6	29,585	12,803	-56.72
IRELAND	907	1,782	96.47	2,184	6,092	178.94
ITALY	839,638	423,800	-49.53	7,099,238	5,779,979	-18.58
SPAIN	1,304,139	553,029	-57.59	6,986,023	4,515,706	-35.36
PORTUGAL	91,845	2,105	-97.71	509,127	45,926	-90.98
ICELAND	5,304	9,330	75.9	20,511	27,634	34.73
GREECE	5,781	3,721	-35.63	50,560	22,909	-54.69
HUNGARY	3,998	734	-81.64	2,209	3,359	52.06
POLAND	358	1,330	271.51	2,602	16,126	519.75
BULGARIA	1,129	816	-27.72	3,475	11,042	217.76
YUGOSLAVIA	0	15	-	0	285	-
UKRAINE	54	46	-14.81	1,249	2,815	125.38
LITHUANIA	0	38	-	0	504	-
CROATIA	591	923	56.18	3,621	4,166	15.05
MALTA	646	113	-82.51	7,924	1,503	-81.03
SLOVAKIA	3,783	352	-90.7	159,439	11,548	-92.76
SLOVENIA	508	0	-100	2,399	0	-100
CZECH REPUBLIC	9	7	-22.22	42	52	23.81
RUSSIA FEDERATION	228,366	0	-100	174,641	0	-100
KACA DAN BARANG DARI KACA	698,525,430	654,797,553	-6.26	337,238,173	327,864,260	-2.78
JAPAN	62,291,700	74,227,553	19.16	39,943,946	54,507,048	36.46
HONG KONG	3,982,005	2,617,548	-34.27	1,742,248	1,172,068	-32.73
KOREA, DEMOCRATIC PEOPLE'S RI	2,084	0	-100	17,049	0	-100
KOREA, REPUBLIC OF	21,918,723	21,877,693	-0.19	10,266,996	7,780,787	-24.22
TAIWAN	13,799,082	12,653,116	-8.3	5,339,365	4,502,145	-15.68
CHINA	30,378,359	25,089,785	-17.41	21,585,828	15,355,907	-28.86
MACAU	19,392	0	-100	3,232	0	-100
PAPUA NEW GUINEA	2,849,737	688,765	-75.83	948,609	414,843	-56.27
THAILAND	65,395,078	33,826,945	-48.27	21,828,202	12,647,558	-42.06
SINGAPORE	26,903,712	25,659,014	-4.63	22,084,535	26,491,410	19.95
PHILIPPINES	26,555,426	14,525,993	-45.3	10,214,144	6,423,162	-37.12
MALAYSIA	54,968,270	56,959,717	3.62	21,401,270	25,349,471	18.45
MYANMAR (FORM. BURMA)	5,745,772	9,363,298	62.96	1,242,198	2,018,236	62.47
CAMBODIA	988,491	814,644	-17.59	299,600	274,461	-8.39

TABEL 5. PERKEMBANGAN EKSPOR INDONESIA MENURUT KOMODITI DAN NEGARA TUJUAN

JENIS BARANG	BERAT BERSIH (KG)		PERUB	NILAI FOB (US \$)		PERUB
	JAN-OKT 2005	JAN-OKT 2006	%	JAN-OKT 2005	JAN-OKT 2006	%
(1)	(2)	(3)	(4)	(5)	(6)	(7)
BRUNEI DARUSSALAM	972,527	803,186	-17.41	375,471	365,978	-2.53
NEPAL	20,570	21,350	3.79	9,917	13,186	32.96
VIET NAM	7,618,653	10,941,049	43.61	3,609,353	6,202,296	71.84
MALDIVES	937,985	687,859	-26.67	300,753	254,132	-15.5
INDIA	31,491,609	44,339,637	40.8	13,202,303	17,303,255	31.06
PAKISTAN	9,786,543	7,147,987	-26.96	6,765,900	4,730,472	-30.08
BANGLADESH	15,669,305	5,223,973	-66.66	3,904,442	1,793,994	-54.05
SRI LANKA	4,800,810	3,788,866	-21.08	1,646,047	1,452,684	-11.75
AFGHANISTAN	960,132	544,568	-43.28	536,626	356,725	-33.52
IRAQ	0	57,488	-	0	47,353	-
IRAN (ISLAMIC REPUBLIC OF)	4,661,062	2,310,628	-50.43	2,491,856	1,707,147	-31.49
SAUDI ARABIA	7,804,602	3,156,931	-59.55	3,554,060	1,598,770	-55.02
KUWAIT	1,530,244	1,385,785	-9.44	634,106	557,192	-12.13
JORDAN	2,564,434	1,432,959	-44.12	1,388,460	804,370	-42.07
LEBANON	9,654,776	884,467	-90.84	2,332,910	347,476	-85.11
PALESTINA	0	19,581	-	0	9,986	-
YEMEN	1,726,304	1,798,300	4.17	569,065	692,791	21.74
OMAN	197,855	93,470	-52.76	99,878	50,808	-49.13
SYRIA ARAB REPUBLIC	3,125,518	2,865,434	-8.32	3,203,113	2,731,595	-14.72
TURKEY	13,906,180	40,485,792	191.14	6,348,111	12,009,616	89.18
UNITED ARAB EMIRATES	11,075,714	8,559,788	-22.72	5,505,545	4,584,256	-16.73
QATAR	184,319	503,427	173.13	93,764	248,474	165
BAHRAIN	272,747	147,487	-45.93	102,364	49,689	-51.46
CYPRUS	281,309	185,449	-34.08	128,836	235,275	82.62
EGYPT	10,515,823	11,059,633	5.17	3,430,654	4,225,818	23.18
LIBYAN ARAB JAMAHIRIYA	297,110	180,670	-39.19	180,195	102,156	-43.31
MOROCCO	1,220,667	1,797,061	47.22	636,873	708,412	11.23
TUNISIA	725,934	29,620	-95.92	218,336	14,628	-93.3
ALGERIA	1,416,688	1,643,059	15.98	707,531	682,527	-3.53
SUDAN	4,188,408	6,151,197	46.86	1,306,300	1,986,882	52.1
ERITREA	16,080	0	-100	8,308	0	-100
NAMIBIA	434	435	0.23	761	941	23.65
ETHIOPIA	194	255,750	131729.9	1,067	42,235	3858.29
TANZANIA, UNITED REPUBLIC OF	220,469	43,889	-80.09	45,278	13,579	-70.01
MADAGASCAR	757,987	510,198	-32.69	201,478	185,142	-8.11
KENYA	5,094,529	4,841,643	-4.96	1,190,425	1,092,627	-8.22
REUNION	131,754	144,848	9.94	75,568	82,153	8.71
MOZAMBIQUE	1,365,937	2,740,065	100.6	328,693	606,215	84.43
BOTSWANA	131	41	-68.7	137	77	-43.8
EQUATORIAL GUINEA	0	51,371	-	0	15,079	-
TOGO	244,969	115,782	-52.74	78,279	49,051	-37.34
GHANA	1,436,834	821,175	-42.85	465,337	265,947	-42.85
LIBERIA	19,440	104,836	439.28	4,779	24,634	415.46
GUINEA	349,868	20,414	-94.17	131,521	32,053	-75.63
ANGOLA	1,842,913	1,618,798	-12.16	421,485	502,113	19.13
CONGO	83,206	58,634	-29.53	12,181	19,376	59.07
CAMEROON	1,229,969	382,836	-68.87	254,340	124,916	-50.89
NIGERIA	1,998,589	1,531,813	-23.36	501,617	481,164	-4.08
GABON	151	158	4.64	259	483	86.49
COTE D'IVOIRE	573,541	320,315	-44.15	179,880	92,873	-48.37
SENEGAL	528,086	185,305	-64.91	177,316	113,641	-35.91
BENIN	243,786	194,640	-20.16	67,049	56,377	-15.92
GAMBIA	104,920	1,628	-98.45	41,585	2,751	-93.38
U.S. VIRGIN ISLANDS	636	383	-39.78	1,084	838	-22.69
SEYCHELLES	8,355	46,072	451.43	21,493	34,842	62.11
UGANDA	281,298	78,404	-72.13	93,497	30,526	-67.35
DJIBOUTI	362,270	251,262	-30.64	86,986	114,560	31.7
SOUTH AFRICA	23,170,622	18,873,812	-18.54	9,518,103	8,561,116	-10.05
ZIMBABWE	223,705	76,707	-65.71	129,448	35,562	-72.53
ZAMBIA	100,619	27,083	-73.08	68,697	19,019	-72.31
MALAWI	0	8,392	-	0	6,871	-
MAURITIUS	2,951,707	2,162,383	-26.74	1,235,733	719,382	-41.78
RWANDA	89,992	89,964	-0.03	25,188	24,615	-2.27
VIRGIN ISLANDS (BRITISH)	216	9	-95.83	1,206	43	-96.43
AUSTRALIA	44,276,028	46,165,627	4.27	21,398,690	23,323,793	9
NEW ZEALAND	14,429,473	22,543,366	56.23	5,053,781	7,246,889	43.4
MICRONESIA, FEDERATED STATES	341	222	-34.9	612	500	-18.3
GUAM	6,216	4,684	-24.65	23,653	7,747	-67.25
PALAU	157	25	-84.08	330	94	-71.52
NEW CALEDONIA	29,442	138,160	369.26	522,309	83,602	-83.99
NORTHERN MARIANA ISLANDS	143	618	332.17	105	15,806	14953.33
SAINT VINCENT AND THE GRENADI	1,816	275	-84.86	1,468	306	-79.16
VANUATU	39,122	50,598	29.33	24,083	40,858	69.65

TABEL 5. PERKEMBANGAN EKSPOR INDONESIA MENURUT KOMODITI DAN NEGARA TUJUAN

JENIS BARANG	BERAT BERSIH (KG)		PERUB	NILAI FOB (US \$)		PERUB
	JAN-OKT 2005	JAN-OKT 2006	%	JAN-OKT 2005	JAN-OKT 2006	%
(1)	(2)	(3)	(4)	(5)	(6)	(7)
WALLIS AND FUTUNA ISLANDS	473	330	-30.23	682	475	-30.35
BRITISH INDIAN OCEAN TERRITOR'	10	0	-100	17	0	-100
AMERICAN SAMOA	1,795	19,468	984.57	10,648	5,841	-45.14
COOK ISLANDS	405	783	93.33	1,299	4,515	247.58
FIJI	786,450	291,167	-62.98	426,575	146,703	-65.61
MARSHALL ISLANDS	6,512	186	-97.14	49,822	455	-99.09
SAMOA	11,539	431,648	3640.77	9,199	179,133	1847.31
SOLOMON ISLANDS	0	8,946	-	0	9,352	-
TONGA	7,848	6,179	-21.27	12,301	3,898	-68.31
CHRISTMAS ISLANDS	28	0	-100	50	0	-100
EAST TIMOR	164,228	121,621	-25.94	95,322	53,681	-43.68
UNITED STATES	34,548,203	32,596,583	-5.65	22,908,680	22,305,665	-2.63
CANADA	11,141,112	7,574,137	-32.02	4,256,603	2,796,454	-34.3
MEXICO	3,159,544	3,695,850	16.97	1,358,234	1,614,493	18.87
GUATEMALA	2,504,987	1,075,510	-57.07	790,954	494,183	-37.52
HONDURAS	359,808	321,112	-10.75	144,699	124,651	-13.85
NICARAGUA	156,419	23,123	-85.22	43,261	8,553	-80.23
PANAMA	4,473,037	2,702,423	-39.58	1,941,183	1,190,665	-38.66
SURINAME	84,769	52,937	-37.55	43,612	19,082	-56.25
CHILE	3,315,437	4,422,048	33.38	1,648,679	1,962,891	19.06
VENEZUELA	114,685	117,372	2.34	41,342	90,804	119.64
ARGENTINA	873,490	946,461	8.35	847,976	463,993	-45.28
BRAZIL	3,196,563	3,085,327	-3.48	1,353,620	1,216,305	-10.14
COLOMBIA	731,908	641,003	-12.42	527,044	395,134	-25.03
BOLIVIA	32,729	134	-99.59	9,561	178	-98.14
URUGUAY	673,483	235,663	-65.01	373,336	109,157	-70.76
ECUADOR	3,744,489	2,138,978	-42.88	1,401,377	817,001	-41.7
PERU	2,671,471	3,011,275	12.72	970,386	1,184,417	22.06
GUYANA	68,843	61,135	-11.2	23,490	40,263	71.4
TRINIDAD AND TOBAGO	1,645,609	1,313,879	-20.16	538,122	451,803	-16.04
BAHAMAS	2,666	3,959	48.5	8,562	10,045	17.32
JAMAICA	875,422	405,836	-53.64	288,890	132,243	-54.22
PUERTO RICO	1,188,460	1,166,532	-1.85	768,093	738,908	-3.8
BELIZE	9,580	8,823	-7.9	10,613	9,287	-12.49
DOMINICAN REPUBLIC	558,244	1,039,999	86.3	228,000	403,918	77.16
EL SALVADOR	401,278	301,815	-24.79	119,714	97,039	-18.94
COSTA RICA	240,079	188,534	-21.47	103,645	71,593	-30.92
HAITI	277,138	176,114	-36.45	68,167	68,157	-0.01
BARBADOS	373,587	453,615	21.42	114,863	191,816	67
ANTIGUA AND BARBUDA	323	1,331	312.07	1,120	617	-44.91
ANGUILLA	411	39	-90.51	1,812	808	-55.41
ARUBA	4,804	22,155	361.18	8,532	7,302	-14.42
BERMUDA	96	0	-100	746	0	-100
CAPE VERDE	86,292	47,999	-44.38	25,313	14,036	-44.55
CAYMAN ISLANDS	469	0	-100	483	0	-100
DOMINICA	488	18,304	3650.82	1,440	11,776	717.78
FALKLAND ISLANDS (MALVINAS)	0	586	-	0	2,185	-
FRENCH GUIANA	0	193	-	0	397	-
FRENCH POLYNESIA	55,753	22,001	-60.54	39,741	41,776	5.12
GRENADA	22,720	0	-100	6,568	0	-100
MARTINIQUE	1,037	601	-42.04	1,541	8,476	450.03
NETHERLANDS ANTILLES	110,760	46,341	-58.16	41,886	18,293	-56.33
SAINT LUCIA	50,998	116,853	129.13	44,296	43,214	-2.44
TURKS AND CAICOS ISLANDS	0	1,696	-	0	4,496	-
GUADELOUPE	3,980	21,758	446.68	8,022	15,249	90.09
SAINT KITTS AND NEVIS	4	14	250	39	24	-38.46
UNITED KINGDOM	6,543,532	2,216,414	-66.13	5,233,634	2,756,992	-47.32
NETHERLANDS	1,205,203	1,346,814	11.75	1,208,288	1,253,747	3.76
FRANCE	1,582,497	1,451,931	-8.25	1,515,525	1,558,157	2.81
GERMANY, FED. REP. OF	1,318,235	1,443,404	9.5	1,882,984	2,188,856	16.24
AUSTRIA	4,431	43,083	872.31	36,174	33,848	-6.43
BELGIUM	886,515	594,524	-32.94	1,065,040	767,737	-27.91
SWITZERLAND	12,976	26,090	101.06	60,101	106,729	77.58
DENMARK	571,976	317,188	-44.55	283,628	143,864	-49.28
NORWAY	183,989	135,480	-26.37	130,509	88,119	-32.48
SWEDEN	327,326	86,316	-73.63	199,558	78,700	-60.56
FINLAND	87,899	74,907	-14.78	60,997	44,090	-27.72
IRELAND	189,919	245,548	29.29	191,821	212,027	10.53
ITALY	6,554,563	1,121,585	-82.89	8,999,281	1,208,454	-86.57
SPAIN	25,496,417	25,460,492	-0.14	6,595,358	6,462,630	-2.01
PORTUGAL	1,000,839	586,665	-41.38	539,891	273,041	-49.43
ICELAND	127	0	-100	172	0	-100
GREECE	2,342,067	1,516,935	-35.23	828,575	642,007	-22.52

TABEL 5. PERKEMBANGAN EKSPOR INDONESIA MENURUT KOMODITI DAN NEGARA TUJUAN

JENIS BARANG	BERAT BERSIH (KG)		PERUB	NILAI FOB (US \$)		PERUB
	JAN-OKT 2005	JAN-OKT 2006	%	JAN-OKT 2005	JAN-OKT 2006	%
(1)	(2)	(3)	(4)	(5)	(6)	(7)
CZECHOSLOVAKIA	203,325	111,483	-45.17	71,895	38,360	-46.64
HUNGARY	117,826	308,394	161.74	111,808	160,617	43.65
POLAND	2,477,225	3,468,373	40.01	1,303,975	1,930,748	48.07
ROMANIA	213,193	28,596	-86.59	126,232	20,383	-83.85
BULGARIA	211,872	91,605	-56.76	97,519	44,601	-54.26
YUGOSLAVIA	177	105	-40.68	461	237	-48.59
ALBANIA	93,654	92,836	-0.87	35,401	50,166	41.71
KAZAKHSTAN	0	19,666	-	0	23,075	-
UKRAINE	169,082	795,834	370.68	205,382	817,332	297.96
LITHUANIA	18,065	136,556	655.91	24,388	117,465	381.65
LATVIA	14,110	510	-96.39	8,554	205	-97.6
ESTONIA	36,313	2,600	-92.84	24,256	5,848	-75.89
GEORGIA	0	51	-	0	245	-
CROATIA	98,464	262,377	166.47	63,842	168,085	163.28
BOSNIA AND HERZEGOVINA	247,317	406,373	64.31	159,768	264,024	65.25
MALTA	14,235	10,620	-25.4	24,794	9,717	-60.81
SLOVAKIA	171,061	61	-99.96	93,548	148	-99.84
SLOVENIA	159	22,814	14248.43	274	12,496	4460.58
CZECH REPUBLIC	568,615	885,745	55.77	339,116	502,462	48.17
RUSSIA FEDERATION	1,200,159	1,531,810	27.63	1,401,464	1,422,213	1.48
KERTAS DAN BARANG DARI KERTAS	2,656,429,738	3,143,605,360	18.34	1,934,704,354	2,363,431,224	22.16
JAPAN	306,971,839	315,129,729	2.66	265,401,101	272,889,611	2.82
HONG KONG	133,017,185	130,167,147	-2.14	87,534,358	92,746,434	5.95
KOREA, DEMOCRATIC PEOPLE'S REPUBLIC OF	51,865	3,529	-93.2	44,480	6,908	-84.47
KOREA, REPUBLIC OF	77,660,888	88,010,491	13.33	52,943,422	64,080,591	21.04
TAIWAN	130,642,912	144,088,435	10.29	66,335,702	84,787,011	27.82
CHINA	240,585,014	258,493,841	7.44	144,489,836	170,812,276	18.22
MONGOLIA	50,230	107	-99.79	71,753	226	-99.69
MACAU	27	1	-96.3	116	1	-99.14
PAPUA NEW GUINEA	2,406,774	2,090,507	-13.14	2,080,627	2,059,705	-1.01
THAILAND	70,039,932	68,969,912	-1.53	53,741,063	56,170,319	4.52
SINGAPORE	132,023,697	158,289,650	19.89	84,606,128	106,314,959	25.66
PHILIPPINES	67,084,855	75,380,298	12.37	44,086,917	51,365,199	16.51
MALAYSIA	261,512,840	316,576,213	21.06	167,332,017	215,897,724	29.02
MYANMAR (FORM. BURMA)	24,802,252	27,555,232	11.1	15,418,188	17,073,523	10.74
CAMBODIA	5,968,551	11,485,801	92.44	4,428,641	7,638,270	72.47
BRUNEI DARUSSALAM	551,680	848,934	53.88	741,772	1,083,538	46.07
LAO PEOPLE'S DEMOCRATIC REPUBLIC	27,317	22,353	-18.17	81,869	53,575	-34.56
NEPAL	71,782	214,098	198.26	26,231	1,216,037	4535.88
VIET NAM	87,107,600	116,029,977	33.2	54,907,226	77,259,382	40.71
MALDIVES	504,026	751,080	49.02	809,163	893,481	10.42
INDIA	44,309,926	55,070,617	24.29	26,627,259	35,308,355	32.6
PAKISTAN	40,560,614	65,533,347	61.57	28,405,597	50,030,729	76.13
BANGLADESH	16,174,480	22,566,274	39.52	11,935,980	16,219,254	35.89
SRI LANKA	51,342,030	62,667,227	22.06	25,592,691	35,826,495	39.99
AFGHANISTAN	47,880	212,673	344.18	65,230	299,510	359.16
IRAQ	19,234	28,413	47.72	30,346	45,574	50.18
IRAN (ISLAMIC REPUBLIC OF)	115,315,518	96,380,076	-16.42	72,047,915	67,713,616	-6.02
SAUDI ARABIA	72,655,536	92,994,192	27.99	56,793,138	61,563,757	8.4
KUWAIT	11,768,650	10,492,186	-10.85	10,344,683	9,201,494	-11.05
JORDAN	13,385,917	15,657,372	16.97	11,054,677	12,458,769	12.7
LEBANON	3,476,573	2,468,004	-29.01	3,074,358	2,280,405	-25.83
YEMEN	6,479,530	15,741,202	142.94	6,193,503	11,996,588	93.7
OMAN	3,485,981	4,195,852	20.36	3,146,828	3,666,553	16.52
SYRIA ARAB REPUBLIC	8,543,286	8,458,056	-1	6,732,247	6,858,715	1.88
TURKEY	29,857,271	33,032,444	10.63	21,787,499	25,465,452	16.88
UNITED ARAB EMIRATES	64,780,206	68,652,203	5.98	54,826,337	58,437,315	6.59
QATAR	5,198,467	5,926,234	14	4,529,812	5,609,896	23.84
BAHRAIN	5,962,489	5,637,732	-5.45	5,122,411	5,089,309	-0.65
CYPRUS	3,534,186	2,903,980	-17.83	2,920,560	2,410,250	-17.47
EGYPT	43,277,696	28,478,126	-34.2	30,172,257	19,726,236	-34.62
LIBYAN ARAB JAMAHIRIYA	600,982	1,722,153	186.56	638,321	1,642,305	157.29
MOROCCO	809,306	524,008	-35.25	743,219	564,120	-24.1
TUNISIA	57,928	35,321	-39.03	39,407	138,083	250.4
ALGERIA	2,012,133	124,901	-93.79	2,066,097	59,023	-97.14
SUDAN	8,240,306	13,243,373	60.71	6,432,762	9,486,758	47.48
ERITREA	314,930	127,317	-59.57	229,107	92,769	-59.51
NAMIBIA	16,181	3	-99.98	11,569	13	-99.89
ETHIOPIA	684,522	766,254	11.94	386,134	434,134	12.43
TANZANIA, UNITED REPUBLIC OF	1,778,799	3,685,731	107.2	1,387,875	2,382,112	71.64
MADAGASCAR	2,609,537	2,449,075	-6.15	2,480,547	2,387,733	-3.74
SOMALIA	0	79,055	-	0	1,507,745	-

TABEL 5. PERKEMBANGAN EKSPOR INDONESIA MENURUT KOMODITI DAN NEGARA TUJUAN

JENIS BARANG	BERAT BERSIH (KG)		PERUB	NILAI FOB (US \$)		PERUB
	JAN-OKT 2005	JAN-OKT 2006	%	JAN-OKT 2005	JAN-OKT 2006	%
(1)	(2)	(3)	(4)	(5)	(6)	(7)
KENYA	6,941,443	6,947,932	0.09	5,376,214	5,776,800	7.45
REUNION	888,145	1,378,148	55.17	761,582	1,154,911	51.65
MOZAMBIQUE	1,430,451	2,058,351	43.9	996,227	2,026,258	103.39
EQUATORIAL GUINEA	36,513	53,910	47.65	27,804	51,552	85.41
TOGO	4,670,970	7,018,070	50.25	4,640,890	6,204,392	33.69
GHANA	6,269,274	7,464,688	19.07	4,951,339	5,840,046	17.95
LIBERIA	319,801	220,372	-31.09	251,213	206,754	-17.7
GUINEA	1,787,585	2,653,511	48.44	1,592,199	2,034,066	27.75
ANGOLA	589,516	857,557	45.47	501,005	612,623	22.28
CONGO	2,582,563	2,116,556	-18.04	2,281,228	1,919,881	-15.84
CAMEROON	1,853,225	2,914,303	57.26	1,699,299	2,488,980	46.47
NIGERIA	28,111,468	47,021,343	67.27	21,350,247	35,045,442	64.15
SIERRA LEONE	326,337	310,039	-4.99	264,177	183,225	-30.64
GABON	403,748	494,431	22.46	371,288	442,637	19.22
COTE D'IVOIRE	821,609	1,707,533	107.83	849,935	1,468,231	72.75
SENEGAL	829,755	865,037	4.25	717,358	742,254	3.47
MAURITANIA	635,824	1,185,658	86.48	732,484	1,094,211	49.38
MALI	140,714	46,762	-66.77	466,606	32,025	-93.14
BENIN	1,579,736	1,756,412	11.18	1,160,641	1,564,258	34.78
BURKINA FASO	15,225	244,072	1503.1	12,276	195,378	1491.54
GAMBIA	332,695	205,968	-38.09	282,760	165,180	-41.58
U.S. VIRGIN ISLANDS	0	281	-	0	965	-
SEYCHELLES	49,713	51,599	3.79	93,781	107,815	14.96
UGANDA	86,867	469,070	439.99	40,786	376,335	822.71
CENTRAL AFRICAN REPUBLIC	72,454	2,035	-97.19	90,289	2,756	-96.95
CHAD	0	6,560	-	0	12,400	-
DJIBOUTI	12,605,767	17,088,877	35.56	9,686,552	14,194,380	46.54
SAINT HELENA	1	5	400	1	5	400
SAO TOME AND PRINCIPE	18,346	34,110	85.93	17,459	39,416	125.76
SOUTH AFRICA	20,891,936	41,138,499	96.91	16,929,994	26,982,201	59.38
ZIMBABWE	1,315,384	1,033,868	-21.4	1,042,523	796,934	-23.56
ZAMBIA	0	37,924	-	0	27,685	-
MALAWI	20,933	327,347	1463.78	29,434	247,822	741.96
COMOROS	77,567	55,396	-28.58	63,373	55,489	-12.44
MAURITIUS	10,543,716	17,058,552	61.79	5,230,231	9,524,190	82.1
RWANDA	113,700	20,124	-82.3	20,250	37,173	83.57
ZAIRE	38,033	6,255	-83.55	27,125	8,458	-68.82
VIRGIN ISLANDS (BRITISH)	14,841	0	-100	10,764	0	-100
AUSTRALIA	152,287,369	163,797,140	7.56	125,630,148	143,277,513	14.05
NEW ZEALAND	33,487,311	36,710,423	9.62	25,005,191	28,357,493	13.41
MICRONESIA, FEDERATED STATES	1,788	455	-74.55	6,045	1,263	-79.11
GUAM	36,650	53,281	45.38	27,256	90,757	232.98
PALAU	887	689	-22.32	2,134	3,848	80.32
NAURU	0	12,340	-	0	14,767	-
NEW CALEDONIA	278,006	822,207	195.75	210,998	624,975	196.2
NORTHERN MARIANA ISLANDS	2,752	25,951	842.99	3,902	23,846	511.12
SAINT VINCENT AND THE GRENADI	808	0	-100	914	0	-100
VANUATU	57,431	65,546	14.13	73,896	89,670	21.35
WALLIS AND FUTUNA ISLANDS	7,102	1,010	-85.78	3,604	519	-85.6
BRITISH INDIAN OCEAN TERRITOR'	514,834	0	-100	335,225	0	-100
OTH.OCEANIA	0	7,997	-	0	7,115	-
AMERICAN SAMOA	75,455	61,583	-18.38	157,293	138,930	-11.67
COOK ISLANDS	7,756	17,713	128.38	11,353	31,909	181.06
FIJI	1,795,958	2,489,246	38.6	1,367,653	2,003,374	46.48
KIRIBATI	18,937	0	-100	14,771	0	-100
MARSHALL ISLANDS	235	0	-100	593	0	-100
SAMOA	61,250	53,709	-12.31	124,530	54,770	-56.02
SOLOMON ISLANDS	91,020	37,495	-58.81	102,405	45,500	-55.57
TONGA	72,771	96,256	32.27	45,642	58,355	27.85
TUVALU	190	0	-100	816	0	-100
EAST TIMOR	46,182	12,856	-72.16	32,227	10,272	-68.13
UNITED STATES	108,828,199	216,428,581	98.87	103,687,521	186,796,384	80.15
CANADA	31,103,270	45,081,655	44.94	24,685,777	36,710,686	48.71
MEXICO	472,447	1,785,943	278.02	594,655	1,665,377	180.06
GUATEMALA	565,431	2,937,862	419.58	487,568	2,182,464	347.62
HONDURAS	76,420	316,202	313.77	84,739	267,537	215.72
NICARAGUA	1,045,844	1,495,413	42.99	444,892	939,630	111.2
PANAMA	895,557	1,369,364	52.91	803,637	1,107,678	37.83
CUBA	39,138	171,698	338.7	37,634	132,560	252.23
CURACAO	0	23,681	-	0	15,932	-
SURINAME	51,763	143,757	177.72	242,381	156,386	-35.48
CHILE	1,424,717	1,352,109	-5.1	1,676,425	1,461,549	-12.82
VENEZUELA	2,061,451	2,153,357	4.46	1,744,892	2,222,895	27.39

TABEL 5. PERKEMBANGAN EKSPOR INDONESIA MENURUT KOMODITI DAN NEGARA TUJUAN

JENIS BARANG	BERAT BERSIH (KG)		PERUB	NILAI FOB (US \$)		PERUB
	JAN-OKT 2005	JAN-OKT 2006	%	JAN-OKT 2005	JAN-OKT 2006	%
(1)	(2)	(3)	(4)	(5)	(6)	(7)
ARGENTINA	1,266,500	1,577,811	24.58	1,452,736	1,745,266	20.14
BRAZIL	2,589,394	16,576,865	540.18	2,149,441	12,947,488	502.37
COLOMBIA	2,688,955	2,619,906	-2.57	2,449,085	2,787,369	13.81
BOLIVIA	604	1,076	78.15	740	24,412	3198.92
URUGUAY	64,966	169,454	160.83	81,083	174,476	115.18
PARAGUAY	217,631	228,529	5.01	283,360	288,419	1.79
ECUADOR	2,156,786	1,941,889	-9.96	2,227,765	2,288,432	2.72
PERU	2,218,070	3,158,074	42.38	2,269,143	3,334,123	46.93
GUYANA	29,103	12,169	-58.19	55,410	22,920	-58.64
TRINIDAD AND TOBAGO	59,406	418,328	604.18	30,857	298,540	867.5
BAHAMAS	24,067	1,015	-95.78	15,669	2,348	-85.01
JAMAICA	58,510	193,770	231.17	61,172	218,545	257.26
PUERTO RICO	290,890	616,845	112.05	318,088	495,660	55.82
BELIZE	5,590	5,766	3.15	8,363	19,906	138.02
DOMINICAN REPUBLIC	687,706	785,253	14.18	559,113	681,020	21.8
EL SALVADOR	732,900	3,432,149	368.3	564,202	2,273,459	302.95
COSTA RICA	325,182	3,307,022	916.98	295,961	2,173,163	634.27
HAITI	731,564	500,402	-31.6	677,823	625,835	-7.67
BARBADOS	115	33,430	28969.57	123	26,857	21734.96
ANTIGUA AND BARBUDA	346	2,997	766.18	415	9,705	2238.55
ANGUILLA	4	575	14275	2	869	43350
ARUBA	23	55	139.13	54	1,455	2594.44
CAYMAN ISLANDS	0	1	-	0	4	-
DOMINICA	48,963	0	-100	49,510	0	-100
FALKLAND ISLANDS (MALVINAS)	15,732	51,764	229.04	10,194	34,190	235.39
FRENCH GUIANA	0	1,225	-	0	1,385	-
FRENCH POLYNESIA	172,484	636,907	269.26	177,990	614,427	245.2
GRENADA	31,215	0	-100	31,837	0	-100
MARTINIQUE	445	255	-42.7	1,054	1,528	44.97
NETHERLANDS ANTILLES	46,676	1,186	-97.46	52,828	4,978	-90.58
SAINT LUCIA	0	3,408	-	0	6,860	-
GADELOUPE	151,500	77,192	-49.05	141,654	64,924	-54.17
SAINT KITTS AND NEVIS	0	2,115	-	0	3,536	-
UNITED KINGDOM	16,844,130	22,555,602	33.91	20,322,163	22,982,311	13.09
NETHERLANDS	7,837,191	10,099,013	28.86	9,272,533	11,156,757	20.32
FRANCE	2,686,863	3,466,611	29.02	3,654,699	5,008,080	37.03
GERMANY, FED. REP. OF	4,375,691	3,155,640	-27.88	6,942,727	6,277,774	-9.58
AUSTRIA	15,210	2,375,182	15515.92	30,353	1,612,851	5213.65
BELGIUM	20,536,526	24,285,181	18.25	19,017,632	21,544,510	13.29
SWITZERLAND	361,386	182,993	-49.36	272,431	601,363	120.74
LUXEMBOURG	0	1	-	0	110	-
DENMARK	1,146,935	980,169	-14.54	2,804,622	1,951,356	-30.42
NORWAY	390,668	543,122	39.02	1,090,501	973,365	-10.74
SWEDEN	656,712	665,993	1.41	1,346,949	1,512,963	12.33
FINLAND	309,030	554,426	79.41	557,653	1,091,557	95.74
IRELAND	1,686,375	1,271,833	-24.58	1,873,116	1,634,960	-12.71
ITALY	13,197,714	20,132,700	52.55	10,618,217	16,390,394	54.36
SPAIN	14,093,208	15,401,666	9.28	13,860,608	14,570,322	5.12
PORTUGAL	50,212	36,171	-27.96	111,608	133,793	19.88
ICELAND	0	13,808	-	0	13,602	-
GREECE	6,118,591	11,435,299	86.89	5,240,274	9,220,394	75.95
LIECHTENSTEIN	188,385	185,823	-1.36	469,359	497,395	5.97
CZECHOSLOVAKIA	272,033	1,698,825	524.49	247,707	1,457,877	488.55
HUNGARY	6,018	20,303	237.37	5,217	27,996	436.63
POLAND	285,722	263,980	-7.61	447,316	484,382	8.29
ROMANIA	83,078	323,971	289.96	161,732	323,812	100.22
BULGARIA	26,208	95,685	265.1	27,573	114,985	317.02
YUGOSLAVIA	38,498	1,671	-95.66	28,103	3,350	-88.08
ALBANIA	0	109,526	-	0	104,608	-
ARMENIA	50,105	0	-100	26,462	0	-100
AZERBAIJAN	11,798	730	-93.81	61,053	6,750	-88.94
BELARUS	4,683	0	-100	2,310	0	-100
KAZAKHSTAN	223	24	-89.24	2,641	38	-98.56
KYRGYZSTAN	16,393	87,320	432.67	11,223	62,178	454.02
UKRAINE	3,381,600	2,120,582	-37.29	3,910,570	2,470,021	-36.84
UZBEKISTAN	18,722	0	-100	7,987	0	-100
LITHUANIA	1,094,037	984,172	-10.04	1,180,447	1,078,369	-8.65
LATVIA	228,160	380,683	66.85	243,689	385,589	58.23
ESTONIA	61,198	23,125	-62.21	80,669	25,006	-69
GEORGIA	667,556	2,043,600	206.13	521,584	1,427,076	173.6
CROATIA	312,731	152,883	-51.11	316,189	136,861	-56.72
BOSNIA AND HERZEGOVINA	0	1,864	-	0	1,372	-
MALTA	210,619	453,134	115.14	171,443	388,937	126.86

TABEL 5. PERKEMBANGAN EKSPOR INDONESIA MENURUT KOMODITI DAN NEGARA TUJUAN

JENIS BARANG	BERAT BERSIH (KG)		PERUB	NILAI FOB (US \$)		PERUB
	JAN-OKT 2005	JAN-OKT 2006	%	JAN-OKT 2005	JAN-OKT 2006	%
(1)	(2)	(3)	(4)	(5)	(6)	(7)
SLOVAKIA	0	136	-	0	1,390	-
SLOVENIA	695,649	849,916	22.18	619,940	726,414	17.17
CZECH REPUBLIC	78,467	19,279	-75.43	57,752	57,714	-0.07
RUSSIA FEDERATION	3,569,942	3,937,875	10.31	4,006,603	4,391,624	9.61
-GLISEROL DAN LARUTAN ALKALI	20,973,192	13,470,960	-35.77	10,435,037	4,014,297	-61.53
JAPAN	4,446,290	4,763,434	7.13	1,803,401	1,332,902	-26.09
KOREA, REPUBLIC OF	1,210,058	258,630	-78.63	760,800	152,257	-79.99
TAIWAN	764,316	100,000	-86.92	523,272	59,130	-88.7
CHINA	2,543,770	5,162,020	102.93	1,412,974	869,235	-38.48
THAILAND	220,000	408	-99.81	141,260	1,300	-99.08
SINGAPORE	40,530	0	-100	15,807	0	-100
PHILIPPINES	1,412,300	739,618	-47.63	550,515	246,955	-55.14
MALAYSIA	4,000	20,000	400	2,655	12,132	356.95
INDIA	0	201,920	-	0	28,268	-
BANGLADESH	60,000	20,000	-66.67	38,810	12,560	-67.64
IRAN (ISLAMIC REPUBLIC OF)	591,739	0	-100	305,002	0	-100
SAUDI ARABIA	140,000	380,000	171.43	88,000	224,800	155.45
JORDAN	240,000	140,000	-41.67	142,928	80,500	-43.68
YEMEN	0	20,000	-	0	12,000	-
TURKEY	0	20,000	-	0	11,586	-
UNITED ARAB EMIRATES	100,000	80,000	-20	79,700	45,600	-42.79
EGYPT	300,000	100,000	-66.67	191,018	54,500	-71.47
TUNISIA	20,000	0	-100	14,500	0	-100
SUDAN	740,000	840,000	13.51	444,000	502,000	13.06
ETHIOPIA	60,000	0	-100	36,000	0	-100
TANZANIA, UNITED REPUBLIC OF	80,000	0	-100	50,661	0	-100
KENYA	60,000	0	-100	64,000	0	-100
GHANA	40,000	60,000	50	44,000	31,200	-29.09
CAMEROON	100,000	0	-100	99,000	0	-100
NIGERIA	20,000	0	-100	12,910	0	-100
SOUTH AFRICA	1,011,675	40,000	-96.05	263,036	25,420	-90.34
AUSTRALIA	280,650	40,000	-85.75	181,743	25,771	-85.82
NEW ZEALAND	60,000	20,000	-66.67	38,900	11,400	-70.69
UNITED STATES	6,006,546	208,780	-96.52	2,832,684	120,717	-95.74
CANADA	241,318	236,150	-2.14	167,423	141,633	-15.4
BRAZIL	20,000	20,000	0	11,960	12,431	3.94
PARAGUAY	20,000	0	-100	15,327	0	-100
BELGIUM	40,000	0	-100	25,600	0	-100
RUSSIA FEDERATION	100,000	0	-100	77,151	0	-100
-MARGARIN DAN LEMAK LAINNYA	230,984,574	228,773,448	-0.96	107,177,042	113,482,543	5.88
JAPAN	386,401	340,574	-11.86	269,650	251,767	-6.63
HONG KONG	18,986,025	12,436,729	-34.5	6,586,678	4,730,792	-28.18
KOREA, REPUBLIC OF	1,162,536	165,343	-85.78	670,804	96,411	-85.63
TAIWAN	363,589	468,228	28.78	184,085	244,663	32.91
CHINA	7,292,324	32,490,565	345.54	2,925,974	13,837,878	372.93
PAPUA NEW GUINEA	1,174,014	848,058	-27.76	633,673	499,432	-21.18
THAILAND	43,200	41,928	-2.94	16,150	21,221	31.4
SINGAPORE	192,445	541,229	181.24	155,271	283,275	82.44
PHILIPPINES	3,778,567	2,970,440	-21.39	1,560,650	1,362,589	-12.69
MALAYSIA	143,272	124,430	-13.15	158,041	94,123	-40.44
MYANMAR (FORM. BURMA)	1,153,626	681,104	-40.96	647,685	402,469	-37.86
CAMBODIA	21,600	43,200	100	9,180	19,116	108.24
VIET NAM	6,500,450	12,643,954	94.51	2,691,226	5,394,012	100.43
MALDIVES	24,222	30,422	25.6	19,449	19,722	1.4
INDIA	817,806	876,512	7.18	368,322	386,684	4.99
PAKISTAN	211	0	-100	164	0	-100
SRI LANKA	13,055,678	12,715,598	-2.6	5,690,687	5,652,298	-0.67
IRAQ	90,081,362	59,464,899	-33.99	44,020,473	31,924,771	-27.48
IRAN (ISLAMIC REPUBLIC OF)	397,440	4,945	-98.76	200,703	4,900	-97.56
SAUDI ARABIA	3,590,752	2,158,463	-39.89	1,641,092	1,037,780	-36.76
KUWAIT	142,149	66,300	-53.36	93,212	49,472	-46.93
JORDAN	19,447	0	-100	9,571	0	-100
YEMEN	5,517	0	-100	33,338	0	-100
OMAN	160,599	60,290	-62.46	74,336	27,678	-62.77
SYRIA ARAB REPUBLIC	508,095	1,398,000	175.15	245,891	653,842	165.91
TURKEY	350,000	1,682,200	380.63	163,903	833,759	408.69
UNITED ARAB EMIRATES	308,279	260,910	-15.37	260,964	126,246	-51.62
QATAR	60,750	40,500	-33.33	26,831	17,618	-34.34
BAHRAIN	40,500	60,630	49.7	17,820	27,424	53.89
CYPRUS	40,500	19,500	-51.85	17,010	8,327	-51.05
EGYPT	2,752,200	2,427,200	-11.81	1,206,176	1,134,051	-5.98

TABEL 5. PERKEMBANGAN EKSPOR INDONESIA MENURUT KOMODITI DAN NEGARA TUJUAN

JENIS BARANG	BERAT BERSIH (KG)		PERUB	NILAI FOB (US \$)		PERUB
	JAN-OKT 2005	JAN-OKT 2006	%	JAN-OKT 2005	JAN-OKT 2006	%
(1)	(2)	(3)	(4)	(5)	(6)	(7)
ALGERIA	5,107,599	6,834,421	33.81	2,333,978	3,198,881	37.06
SUDAN	1,232,579	776,148	-37.03	566,221	394,774	-30.28
NAMIBIA	0	21,000	-	0	11,620	-
ETHIOPIA	460,800	706,160	53.25	200,228	333,382	66.5
TANZANIA, UNITED REPUBLIC OF	328,499	790,606	140.67	149,538	388,363	159.71
KENYA	20,000	0	-100	14,600	0	-100
MOZAMBIQUE	635,802	1,898,832	198.65	299,199	956,098	219.55
EQUATORIAL GUINEA	49,337	15,840	-67.89	28,317	9,504	-66.44
TOGO	779,887	1,269,931	62.84	398,681	677,222	69.87
GHANA	5,824,254	5,547,848	-4.75	2,886,448	2,824,120	-2.16
LIBERIA	328,347	488,857	48.88	173,631	278,273	60.27
GUINEA	78,670	50,214	-36.17	39,685	28,606	-27.92
ANGOLA	4,255,648	7,722,626	81.47	2,066,008	3,926,879	90.07
CONGO	1,568,432	751,395	-52.09	796,495	398,638	-49.95
CAMEROON	130,368	214,121	64.24	59,621	132,607	122.42
NIGERIA	1,592,417	2,886,536	81.27	740,942	1,461,966	97.31
SIERRA LEONE	449,664	300,064	-33.27	219,344	146,193	-33.35
GABON	49,279	64,667	31.23	27,928	38,477	37.77
COTE D'IVOIRE	430,200	160,000	-62.81	195,154	71,400	-63.41
SENEGAL	280,566	237	-99.92	151,225	4,808	-96.82
MAURITANIA	0	16	-	0	10	-
BENIN	6,272,115	10,274,353	63.81	2,998,458	4,909,915	63.75
GAMBIA	31,607	112,259	255.17	15,034	63,338	321.3
DJIBOUTI	656,798	491,680	-25.14	292,718	236,477	-19.21
SAINT HELENA	20,000	0	-100	11,000	0	-100
SAO TOME AND PRINCIPE	207,222	122,312	-40.98	118,782	73,030	-38.52
SOUTH AFRICA	1,773,184	3,682,558	107.68	860,976	3,346,213	288.65
MALAWI	53,840	91,276	69.53	27,060	49,773	83.94
MAURITIUS	0	13,673	-	0	9,295	-
ZAIRE	0	53,184	-	0	28,778	-
AUSTRALIA	557,969	887,202	59.01	274,282	431,194	57.21
NEW ZEALAND	2,411,774	2,750,283	14.04	1,465,171	1,585,345	8.2
MICRONESIA, FEDERATED STATES	0	5,475	-	0	2,464	-
NEW CALEDONIA	15,000	0	-100	12,915	0	-100
VANUATU	1,428	1,802	26.19	1,288	1,473	14.36
FIJI	20,000	20,001	0.01	9,200	9,901	7.62
KIRIBATI	0	11,099	-	0	8,918	-
SOLOMON ISLANDS	17,037	15,711	-7.78	34,438	17,181	-50.11
TONGA	47,376	443	-99.06	21,946	673	-96.93
EAST TIMOR	109,991	29,276	-73.38	95,740	20,084	-79.02
UNITED STATES	15,844	79,350	400.82	31,601	77,079	143.91
CANADA	81,600	40,500	-50.37	52,224	20,655	-60.45
SURINAME	0	30,475	-	0	28,700	-
CHILE	80,000	0	-100	35,200	0	-100
GUYANA	77,412	40,958	-47.09	35,465	18,737	-47.17
TRINIDAD AND TOBAGO	0	680,694	-	0	345,543	-
JAMAICA	1,801,518	2,217,508	23.09	751,854	972,803	29.39
COSTA RICA	0	160,168	-	0	80,735	-
BARBADOS	0	120,126	-	0	61,866	-
UNITED KINGDOM	0	110	-	0	320	-
NETHERLANDS	2,032,136	1,515,840	-25.41	713,430	511,962	-28.24
GERMANY, FED. REP. OF	210,000	716,000	240.95	92,400	322,290	248.8
SWITZERLAND	50,000	0	-100	22,000	0	-100
FINLAND	0	14,457	-	0	7,560	-
ITALY	200	0	-100	86	0	-100
SPAIN	0	38,000	-	0	18,240	-
PORTUGAL	1,412	0	-100	2,030	0	-100
GREECE	19,799	43,029	117.33	10,247	21,278	107.65
CZECHOSLOVAKIA	1,732,500	798,643	-53.9	875,615	425,189	-51.44
HUNGARY	320,920	190,800	-40.55	133,640	85,096	-36.32
POLAND	102,000	133,500	30.88	48,205	67,685	40.41
ROMANIA	1,530,840	1,942,480	26.89	656,421	891,143	35.76
BULGARIA	42,000	541,000	1188.1	18,900	239,300	1166.14
AZERBAIJAN	0	40,000	-	0	16,600	-
KAZAKHSTAN	86,000	0	-100	41,360	0	-100
UKRAINE	7,300,563	3,020,373	-58.63	3,857,279	2,953,251	-23.44
UZBEKISTAN	84,000	0	-100	35,280	0	-100
LITHUANIA	42,000	0	-100	20,379	0	-100
ESTONIA	0	22,500	-	0	11,194	-
GEORGIA	0	18,809	-	0	11,224	-
SLOVENIA	240,000	325,000	35.42	112,600	145,955	29.62
CZECH REPUBLIC	101,235	81,000	-19.99	44,240	39,488	-10.74
RUSSIA FEDERATION	25,681,350	21,837,871	-14.97	11,401,326	10,890,457	-4.48

TABEL 5. PERKEMBANGAN EKSPOR INDONESIA MENURUT KOMODITI DAN NEGARA TUJUAN

JENIS BARANG	BERAT BERSIH (KG)		PERUB	NILAI FOB (US \$)		PERUB
	JAN-OKT 2005	JAN-OKT 2006	%	JAN-OKT 2005	JAN-OKT 2006	%
(1)	(2)	(3)	(4)	(5)	(6)	(7)
-SABUN MANDI DAN CUCI	385,801,275	391,429,050	1.46	275,856,694	280,911,480	1.83
JAPAN	11,736,034	10,060,517	-14.28	9,807,049	9,469,106	-3.45
HONG KONG	6,537,957	4,230,877	-35.29	4,526,810	3,298,571	-27.13
KOREA, DEMOCRATIC PEOPLE'S RI	125,280	24,470	-80.47	111,799	24,449	-78.13
KOREA, REPUBLIC OF	3,675,985	2,816,923	-23.37	2,930,482	3,031,630	3.45
TAIWAN	4,268,479	5,708,651	33.74	3,963,894	5,285,687	33.35
CHINA	29,582,406	34,494,464	16.6	14,956,376	18,227,911	21.87
MONGOLIA	1,946,578	1,798,112	-7.63	1,094,882	908,566	-17.02
PAPUA NEW GUINEA	8,731,041	7,359,321	-15.71	4,605,993	3,977,714	-13.64
THAILAND	5,825,098	11,079,799	90.21	4,675,257	7,603,505	62.63
SINGAPORE	19,540,877	18,435,267	-5.66	20,570,604	19,545,000	-4.99
PHILIPPINES	8,584,301	10,254,114	19.45	8,229,986	8,960,295	8.87
MALAYSIA	49,243,789	45,783,932	-7.03	38,142,282	34,559,027	-9.39
MYANMAR (FORM. BURMA)	2,056,495	1,254,116	-39.02	1,085,021	744,524	-31.38
CAMBODIA	19,023	41,574	118.55	29,523	40,613	37.56
BRUNEI DARUSSALAM	232,027	420,027	81.03	522,454	680,790	30.31
NEPAL	196,277	120,021	-38.85	211,502	127,887	-39.53
VIET NAM	3,303,344	4,352,602	31.76	3,984,644	4,589,216	15.17
MALDIVES	1,418,942	1,260,172	-11.19	1,276,534	1,155,490	-9.48
INDIA	15,455,485	11,527,592	-25.41	9,480,290	7,829,119	-17.42
PAKISTAN	6,688,976	3,514,892	-47.45	5,035,612	3,808,842	-24.36
BANGLADESH	3,734,743	155,813	-95.83	2,068,344	148,598	-92.82
SRI LANKA	676,632	532,881	-21.25	754,889	584,242	-22.61
AFGHANISTAN	281,538	37,774	-86.58	535,885	44,511	-91.69
IRAQ	2,627,016	5,154,620	96.22	1,702,429	4,234,334	148.72
IRAN (ISLAMIC REPUBLIC OF)	473,454	463,086	-2.19	533,795	496,156	-7.05
SAUDI ARABIA	1,564,068	1,536,358	-1.77	1,626,581	1,637,775	0.69
KUWAIT	112,435	61,171	-45.59	114,982	64,198	-44.17
JORDAN	121,849	135,292	11.03	107,984	125,991	16.68
LEBANON	233,382	373,184	59.9	196,221	337,119	71.81
YEMEN	3,778,651	1,912,987	-49.37	3,210,852	1,845,783	-42.51
OMAN	25,653	600,000	2238.91	35,208	257,200	630.52
SYRIA ARAB REPUBLIC	18,618	38,227	105.32	85,644	47,124	-44.98
TURKEY	31,872	322,439	911.67	82,071	200,671	144.51
UNITED ARAB EMIRATES	11,181,094	9,558,050	-14.52	9,399,362	7,562,983	-19.54
QATAR	31,892	137	-99.57	39,331	3,646	-90.73
BAHRAIN	32,520	56,032	72.3	18,303	55,170	201.43
CYPRUS	96,278	69,574	-27.74	123,850	96,811	-21.83
EGYPT	10,921,141	12,926,322	18.36	5,609,293	7,114,729	26.84
LIBYAN ARAB JAMAHIRIYA	1,103,840	1,417,834	28.45	883,840	1,448,526	63.89
MOROCCO	89,705	76	-99.92	56,492	181	-99.68
ALGERIA	6,567,501	6,830,663	4.01	2,367,509	2,621,777	10.74
SUDAN	711,404	1,199,093	68.55	708,909	1,310,764	84.9
ERITREA	526,977	347,000	-34.15	285,280	217,150	-23.88
NAMIBIA	223,137	1,045,268	368.44	205,123	998,627	386.84
ETHIOPIA	14,352,148	9,812,213	-31.63	6,516,858	5,224,443	-19.83
TANZANIA, UNITED REPUBLIC OF	1,848,942	2,534,842	37.1	1,165,162	2,067,275	77.42
MADAGASCAR	2,725,166	3,421,837	25.56	2,027,860	2,399,765	18.34
SOMALIA	151,393	368,545	143.44	67,945	189,412	178.77
KENYA	1,903,389	771,153	-59.49	1,214,693	459,662	-62.16
REUNION	4,903	96	-98.04	11,037	238	-97.84
MOZAMBIQUE	3,615,377	4,300,843	18.96	2,267,151	2,973,115	31.14
EQUATORIAL GUINEA	342,697	493,909	44.12	256,540	396,795	54.67
TOGO	5,565,100	4,669,821	-16.09	3,701,244	3,049,141	-17.62
GHANA	7,171,548	9,329,073	30.08	5,564,776	6,488,482	16.6
LIBERIA	1,431,079	1,903,926	33.04	1,038,503	1,280,089	23.26
GUINEA	498,490	712,322	42.9	348,976	525,619	50.62
ANGOLA	12,168,212	19,988,689	64.27	9,472,605	13,144,847	38.77
CONGO	3,931,537	6,288,418	59.95	2,325,585	3,790,870	63.01
CAMEROON	2,612,971	3,113,667	19.16	1,830,314	2,179,115	19.06
NIGERIA	19,789,046	22,040,505	11.38	13,409,499	11,736,935	-12.47
SIERRA LEONE	1,436,113	1,320,978	-8.02	1,304,596	1,071,711	-17.85
GABON	857,883	788,720	-8.06	599,368	556,917	-7.08
COTE D'IVOIRE	127,765	235,223	84.11	96,563	188,266	94.97
SENEGAL	1,215,576	1,215,784	0.02	830,197	762,318	-8.18
MAURITANIA	2,423,391	2,459,163	1.48	1,762,649	1,746,120	-0.94
MALI	1,149,375	1,135,610	-1.2	806,504	805,778	-0.09
BENIN	7,826,137	12,643,002	61.55	7,076,009	10,893,770	53.95
BURKINA FASO	634,855	1,087,104	71.24	478,233	858,090	79.43
GUINEA BISSAU	18,834	655,365	3379.69	16,812	314,541	1770.93
GAMBIA	106,006	98,160	-7.4	96,579	89,356	-7.48
SEYCHELLES	189,627	252,877	33.35	145,207	177,617	22.32

TABEL 5. PERKEMBANGAN EKSPOR INDONESIA MENURUT KOMODITI DAN NEGARA TUJUAN

JENIS BARANG	BERAT BERSIH (KG)		PERUB	NILAI FOB (US \$)		PERUB
	JAN-OKT 2005	JAN-OKT 2006	%	JAN-OKT 2005	JAN-OKT 2006	%
(1)	(2)	(3)	(4)	(5)	(6)	(7)
UGANDA	127,649	116,361	-8.84	124,403	113,320	-8.91
CENTRAL AFRICAN REPUBLIC	384,589	249,504	-35.12	332,700	189,882	-42.93
NIGER	1,225,889	175,497	-85.68	1,431,764	124,258	-91.32
CHAD	202,280	12,837	-93.65	356,268	11,620	-96.74
DJIBOUTI	16,538,260	12,025,619	-27.29	8,195,078	6,776,077	-17.32
SAINT HELENA	5,527	0	-100	11,055	0	-100
SAO TOME AND PRINCIPE	80,972	142,886	76.46	64,924	91,985	41.68
SOUTH AFRICA	2,598,650	1,699,654	-34.59	1,718,825	1,081,602	-37.07
ZIMBABWE	200,000	53,746	-73.13	92,000	50,605	-44.99
ZAMBIA	24,821	0	-100	41,130	0	-100
MALAWI	5,888,608	8,007,008	35.97	1,886,855	2,907,776	54.11
COMOROS	117,733	154,134	30.92	99,839	135,126	35.34
BURUNDI	12,096	0	-100	11,550	0	-100
MAURITIUS	2,014,842	1,823,050	-9.52	1,162,157	964,395	-17.02
RWANDA	72,142	148,415	105.73	70,151	145,573	107.51
ZAIRE	120,318	113,169	-5.94	112,830	103,936	-7.88
AUSTRALIA	5,092,209	4,969,181	-2.42	5,396,227	5,178,289	-4.04
NEW ZEALAND	811,319	571,518	-29.56	930,171	693,647	-25.43
MICRONESIA, FEDERATED STATES	379,812	141,009	-62.87	294,498	103,446	-64.87
GUAM	118	37	-68.64	423	572	35.22
PALAU	13,507	3,765	-72.13	11,653	3,280	-71.85
NEW CALEDONIA	21,778	61	-99.72	37,198	162	-99.56
NORTHERN MARIANA ISLANDS	29,663	22,326	-24.73	40,251	25,204	-37.38
VANUATU	304,015	262,383	-13.69	206,014	173,224	-15.92
WALLIS AND FUTUNA ISLANDS	447	0	-100	475	0	-100
AMERICAN SAMOA	0	6,722	-	0	7,292	-
COOK ISLANDS	64,303	79,024	22.89	51,193	59,809	16.83
FIJI	4,042,382	4,017,296	-0.62	2,096,442	2,351,706	12.18
KIRIBATI	236,005	343,754	45.66	190,538	265,422	39.3
MARSHALL ISLANDS	51,978	12,446	-76.06	46,746	9,658	-79.34
SAMOA	679,793	677,054	-0.4	494,000	548,623	11.06
SOLOMON ISLANDS	402,962	326,141	-19.06	412,746	313,532	-24.04
TONGA	71,923	115,115	60.05	59,414	140,023	135.67
TUVALU	47,387	18,745	-60.44	39,967	15,257	-61.83
EAST TIMOR	523,605	311,846	-40.44	447,354	314,045	-29.8
UNITED STATES	1,402,138	1,524,284	8.71	1,267,920	1,430,745	12.84
CANADA	318,254	425,282	33.63	214,174	393,618	83.78
MEXICO	60,000	60,000	0	109,606	109,216	-0.36
GUATEMALA	244,193	184,767	-24.34	215,741	172,445	-20.07
HONDURAS	24,768	55,447	123.87	22,575	45,137	99.94
PANAMA	1,291,433	1,633,956	26.52	1,147,093	1,445,016	25.97
SURINAME	319,324	348,596	9.17	349,168	440,067	26.03
CHILE	502,725	488,841	-2.76	445,000	371,946	-16.42
VENEZUELA	0	145,229	-	0	72,900	-
ARGENTINA	0	245	-	0	929	-
BRAZIL	31	656	2016.13	14	353	2421.43
COLOMBIA	184,616	292,673	58.53	146,840	250,772	70.78
BOLIVIA	629,875	823,804	30.79	541,812	696,119	28.48
PERU	0	14,670	-	0	13,076	-
GUYANA	59,917	14,688	-75.49	44,011	12,750	-71.03
TRINIDAD AND TOBAGO	273,137	203,547	-25.48	226,131	179,993	-20.4
JAMAICA	1,345,500	480,000	-64.33	533,236	210,300	-60.56
BELIZE	107	251	134.58	280	1,250	346.43
DOMINICAN REPUBLIC	136,325	177,405	30.13	117,129	169,938	45.09
EL SALVADOR	49,536	24,768	-50	46,440	24,080	-48.15
COSTA RICA	93,361	25,229	-72.98	84,783	21,900	-74.17
HAITI	1,207,468	2,978,756	146.69	1,199,474	2,833,566	136.23
BARBADOS	8,091	22,513	178.25	11,272	28,441	152.32
ANGUILLA	15	0	-100	19	0	-100
CAPE VERDE	33,727	68,772	103.91	19,992	60,247	201.36
DOMINICA	10,367	0	-100	9,071	0	-100
FRENCH POLYNESIA	47,992	2,065	-95.7	27,332	3,149	-88.48
MARTINIQUE	0	20,840	-	0	9,950	-
NETHERLANDS ANTILLES	65,229	77,308	18.52	41,490	72,499	74.74
GUADELOUPE	0	16	-	0	83	-
SAINT KITTS AND NEVIS	0	1	-	0	2	-
UNITED KINGDOM	1,059,775	789,173	-25.53	1,586,494	871,104	-45.09
NETHERLANDS	540,410	750,151	38.81	694,484	982,814	41.52
FRANCE	879,234	624,861	-28.93	460,647	373,392	-18.94
GERMANY, FED. REP. OF	27,970	113,893	307.2	56,482	127,017	124.88
AUSTRIA	0	39	-	0	263	-
BELGIUM	783,748	521,947	-33.4	593,179	563,669	-4.97
SWITZERLAND	267	602	125.47	3,019	3,993	32.26

TABEL 5. PERKEMBANGAN EKSPOR INDONESIA MENURUT KOMODITI DAN NEGARA TUJUAN

JENIS BARANG	BERAT BERSIH (KG)		PERUB	NILAI FOB (US \$)		PERUB
	JAN-OKT 2005	JAN-OKT 2006	%	JAN-OKT 2005	JAN-OKT 2006	%
(1)	(2)	(3)	(4)	(5)	(6)	(7)
DENMARK	438	10,353	2263.7	593	20,205	3307.25
NORWAY	130	20	-84.62	822	340	-58.64
SWEDEN	480,390	121	-99.97	211,734	455	-99.79
FINLAND	29,483	28,951	-1.8	37,651	35,076	-6.84
IRELAND	0	439	-	0	2,016	-
ITALY	337,979	682,786	102.02	240,520	455,156	89.24
SPAIN	271,619	233,316	-14.1	425,932	373,794	-12.24
PORTUGAL	156,058	48,077	-69.19	85,508	52,563	-38.53
GREECE	112,313	171,776	52.94	175,814	194,817	10.81
CZECHOSLOVAKIA	4,393,509	3,927,557	-10.61	3,891,016	3,264,556	-16.11
POLAND	945,252	645,285	-31.73	459,387	335,852	-26.89
ROMANIA	41,585	27,667	-33.47	42,088	29,777	-29.25
BULGARIA	186,378	113,594	-39.05	153,376	113,568	-25.95
YUGOSLAVIA	136	0	-100	249	0	-100
AZERBAIJAN	0	16,088	-	0	19,389	-
UKRAINE	5,876,403	4,757,324	-19.04	2,679,196	2,204,096	-17.73
LITHUANIA	14,471	56	-99.61	13,261	373	-97.19
LATVIA	425	0	-100	2,350	0	-100
MALTA	433,426	17,798	-95.89	216,804	19,776	-90.88
CZECH REPUBLIC	11,808	11,808	0	11,480	11,890	3.57
RUSSIA FEDERATION	91,003	287,287	215.69	102,530	193,401	88.63
-BAHAN CELUP ORGANIK SINTETIK	31,033,270	35,173,465	13.34	86,438,823	111,828,838	29.37
JAPAN	3,163,598	3,383,304	6.94	11,065,391	12,849,874	16.13
HONG KONG	1,743,536	1,940,055	11.27	5,197,128	6,494,809	24.97
KOREA, REPUBLIC OF	777,334	1,217,383	56.61	1,501,634	3,993,291	165.93
TAIWAN	1,299,873	1,996,830	53.62	3,931,825	7,656,723	94.74
CHINA	4,704,078	5,191,925	10.37	8,718,744	11,514,468	32.07
THAILAND	532,881	478,017	-10.3	1,509,333	1,192,569	-20.99
SINGAPORE	4,555,359	4,843,817	6.33	20,062,279	24,899,946	24.11
PHILIPPINES	879,541	139,361	-84.16	200,085	136,723	-31.67
MALAYSIA	359,084	235,980	-34.28	674,064	838,718	24.43
MYANMAR (FORM. BURMA)	9,000	480	-94.67	12,650	1,049	-91.71
CAMBODIA	1,160	74,618	6332.59	5,420	163,153	2910.2
BRUNEI DARUSSALAM	27	0	-100	16	0	-100
NEPAL	200,000	250,000	25	273,676	366,509	33.92
VIET NAM	277,277	219,192	-20.95	869,763	744,431	-14.41
INDIA	5,172,371	5,653,125	9.29	6,633,433	5,750,239	-13.31
PAKISTAN	696,156	574,927	-17.41	684,320	595,878	-12.92
BANGLADESH	1,075,565	1,165,585	8.37	1,921,600	2,222,743	15.67
SRI LANKA	33,434	42,635	27.52	177,635	254,187	43.1
IRAN (ISLAMIC REPUBLIC OF)	17,949	23,998	33.7	49,650	49,500	-0.3
SAUDI ARABIA	0	19,597	-	0	38,017	-
JORDAN	9,500	0	-100	12,098	0	-100
SYRIA ARAB REPUBLIC	9,996	0	-100	21,220	0	-100
TURKEY	901,848	739,084	-18.05	3,113,395	3,100,846	-0.4
UNITED ARAB EMIRATES	1,000	2,000	100	3,692	7,344	98.92
EGYPT	26,797	2,149	-91.98	79,005	13,113	-83.4
TANZANIA, UNITED REPUBLIC OF	34,416	52,542	52.67	98,314	100,662	2.39
KENYA	0	11	-	0	9	-
GHANA	1,485	0	-100	1,800	0	-100
NIGERIA	30,997	43,484	40.28	86,455	142,430	64.74
SOUTH AFRICA	34,525	14,320	-58.52	104,660	56,768	-45.76
MAURITIUS	740	0	-100	2,220	0	-100
AUSTRALIA	73,797	44,142	-40.18	191,874	145,926	-23.95
NEW ZEALAND	1,026	1,494	45.61	2,576	15,852	515.37
NEW CALEDONIA	0	40,000	-	0	48,548	-
FIJI	9	720	7900	1	12,096	1209500
EAST TIMOR	5	200	3900	6	1,200	19900
UNITED STATES	724,732	2,681,971	270.06	2,849,830	6,695,569	134.95
CANADA	5,550	6,523	17.53	30,307	38,668	27.59
MEXICO	287,009	353,927	23.32	850,985	1,549,635	82.1
HONDURAS	0	50,000	-	0	150,000	-
NICARAGUA	0	1,000	-	0	6,620	-
CHILE	1,999	6,498	225.06	6,030	19,760	227.69
ARGENTINA	9,000	27,994	211.04	22,410	91,840	309.82
BRAZIL	290,899	464,776	59.77	1,164,452	2,500,735	114.76
COLOMBIA	2,800	500	-82.14	20,561	2,300	-88.81
PERU	0	550	-	0	4,928	-
ANTIGUA AND BARBUDA	283	0	-100	1,635	0	-100
UNITED KINGDOM	133,498	93,953	-29.62	747,097	434,595	-41.83
NETHERLANDS	37,316	9,228	-75.27	148,794	93,258	-37.32
FRANCE	100	16	-84	400	66	-83.5

TABEL 5. PERKEMBANGAN EKSPOR INDONESIA MENURUT KOMODITI DAN NEGARA TUJUAN

JENIS BARANG	BERAT BERSIH (KG)		PERUB	NILAI FOB (US \$)		PERUB
	JAN-OKT 2005	JAN-OKT 2006	%	JAN-OKT 2005	JAN-OKT 2006	%
(1)	(2)	(3)	(4)	(5)	(6)	(7)
GERMANY, FED. REP. OF	1,721,530	1,964,557	14.12	9,328,154	12,666,729	35.79
BELGIUM	143,492	94,378	-34.23	817,218	511,228	-37.44
SWITZERLAND	34,072	90,591	165.88	129,601	399,224	208.04
DENMARK	9,999	0	-100	35,325	0	-100
ITALY	180,584	198,632	9.99	549,962	690,657	25.58
SPAIN	712,323	583,366	-18.1	2,165,019	2,044,273	-5.58
PORTUGAL	0	11,999	-	0	46,360	-
POLAND	93,971	105,708	12.49	294,643	314,897	6.87
ROMANIA	1,796	4,226	135.3	7,964	18,130	127.65
YUGOSLAVIA	0	1	-	0	11	-
LATVIA	17,949	30,596	70.46	62,322	136,394	118.85
CZECH REPUBLIC	0	1,500	-	0	5,340	-
RUSSIA FEDERATION	4	0	-100	152	0	-100
-PREPARAT PEMBASMI KUMAN, DL	29,320,773	37,172,726	26.78	57,655,865	72,249,603	25.31
JAPAN	2,202,763	2,821,434	28.09	2,406,674	4,813,419	100
HONG KONG	270,093	82,625	-69.41	407,762	247,073	-39.41
KOREA, REPUBLIC OF	713,978	539,173	-24.48	1,151,751	990,584	-13.99
TAIWAN	1,854,700	1,150,993	-37.94	2,562,565	1,866,919	-27.15
CHINA	472,489	746,618	58.02	3,060,935	6,177,649	101.82
PAPUA NEW GUINEA	96,544	147,239	52.51	79,170	171,734	116.92
THAILAND	4,442,254	5,655,502	27.31	7,755,338	9,161,583	18.13
SINGAPORE	751,719	5,647,100	651.22	832,609	8,183,920	882.92
PHILIPPINES	2,454,959	2,286,827	-6.85	8,588,379	5,225,251	-39.16
MALAYSIA	2,871,089	3,990,268	38.98	9,374,108	10,284,208	9.71
MYANMAR (FORM. BURMA)	153,600	200,580	30.59	87,550	131,996	50.77
BRUNEI DARUSSALAM	3,394	1,235	-63.61	13,781	2,960	-78.52
NEPAL	0	9,300	-	0	6,060	-
VIET NAM	1,204,012	1,022,730	-15.06	6,716,504	5,654,762	-15.81
MALDIVES	67,787	54,023	-20.3	100,935	92,283	-8.57
INDIA	150,408	208,134	38.38	96,409	155,919	61.73
PAKISTAN	1,806,010	2,150,964	19.1	1,240,922	2,410,921	94.28
BANGLADESH	345,001	607,621	76.12	590,922	1,043,708	76.62
SRI LANKA	449,601	65,556	-85.42	658,125	209,218	-68.21
IRAN (ISLAMIC REPUBLIC OF)	668	0	-100	10,573	0	-100
SAUDI ARABIA	7,538	6,826	-9.45	49,431	99,720	101.74
JORDAN	454	617	35.9	5,257	8,942	70.1
LEBANON	161,870	154,551	-4.52	161,025	164,605	2.22
YEMEN	1,224	5,885	380.8	6,289	21,453	241.12
OMAN	328	597	82.01	1,629	6,121	275.75
SYRIA ARAB REPUBLIC	192	0	-100	835	0	-100
TURKEY	0	2	-	0	1	-
UNITED ARAB EMIRATES	63,233	97,130	53.61	52,935	69,911	32.07
LIBYAN ARAB JAMAHIRIYA	7,560	0	-100	8,624	0	-100
ALGERIA	0	20,820	-	0	22,069	-
SUDAN	0	17,122	-	0	84,189	-
ERITREA	1,340	0	-100	3,553	0	-100
TANZANIA, UNITED REPUBLIC OF	100,914	80,861	-19.87	63,096	89,558	41.94
MADAGASCAR	539,536	671,495	24.46	402,043	458,109	13.95
KENYA	324,842	252,497	-22.27	246,207	252,157	2.42
REUNION	0	47,541	-	0	28,910	-
MOZAMBIQUE	130,752	63,360	-51.54	88,128	42,998	-51.21
EQUATORIAL GUINEA	2,248	4,130	83.72	2,112	11,381	438.87
TOGO	204,365	160,739	-21.35	174,285	122,331	-29.81
GHANA	1,329,019	317,837	-76.08	994,595	234,816	-76.39
GUINEA	43,200	43,200	0	28,624	22,688	-20.74
ANGOLA	1,500	0	-100	1,054	0	-100
CONGO	40,012	42,600	6.47	24,579	27,936	13.66
CAMEROON	82,000	20,690	-74.77	67,400	16,990	-74.79
NIGERIA	956	1,541	61.19	6,027	1,433	-76.22
GABON	36,703	0	-100	34,703	0	-100
COTE D'IVOIRE	325,614	328,777	0.97	320,337	317,066	-1.02
SENEGAL	117,106	12,856	-89.02	102,010	43,397	-57.46
BENIN	129,528	8,430	-93.49	98,138	24,724	-74.81
GAMBIA	10,241	3,643	-64.43	44,892	7,259	-83.83
SEYCHELLES	0	57	-	0	4,396	-
UGANDA	343,935	108,000	-68.6	214,654	69,984	-67.4
NIGER	0	20,160	-	0	12,816	-
SOUTH AFRICA	295,008	800,394	171.31	333,929	928,283	177.99
ZIMBABWE	0	71,798	-	0	24,445	-
ZAMBIA	0	20,159	-	0	14,820	-
MALAWI	20,160	162,680	706.94	11,952	93,178	679.6
COMOROS	0	14,738	-	0	16,879	-

TABEL 5. PERKEMBANGAN EKSPOR INDONESIA MENURUT KOMODITI DAN NEGARA TUJUAN

JENIS BARANG	BERAT BERSIH (KG)		PERUB	NILAI FOB (US \$)		PERUB
	JAN-OKT 2005	JAN-OKT 2006	%	JAN-OKT 2005	JAN-OKT 2006	%
(1)	(2)	(3)	(4)	(5)	(6)	(7)
MAURITIUS	198,532	489,721	146.67	241,422	527,848	118.64
VIRGIN ISLANDS (BRITISH)	0	189	-	0	2,924	-
AUSTRALIA	198,102	754,471	280.85	227,275	548,687	141.42
NEW ZEALAND	33,961	14,688	-56.75	2,585,813	681,958	-73.63
MICRONESIA, FEDERATED STATES	0	3,750	-	0	12,872	-
GUAM	2,250	2,250	0	3,167	5,868	85.29
NEW CALEDONIA	8,294	32,594	292.98	7,887	60,026	661.08
VANUATU	5,672	8,240	45.28	5,366	7,891	47.06
AMERICAN SAMOA	29,100	37,768	29.79	127,342	97,447	-23.48
COOK ISLANDS	2,580	7,777	201.43	2,830	7,474	164.1
FIJI	78,741	116,847	48.39	71,360	103,751	45.39
KIRIBATI	1,875	0	-100	2,245	0	-100
SAMOA	152,650	212,428	39.16	129,719	179,091	38.06
SOLOMON ISLANDS	1,135	722	-36.39	1,300	849	-34.69
TONGA	20,431	26,057	27.54	16,508	18,133	9.84
TUVALU	0	525	-	0	357	-
EAST TIMOR	44,639	2,563	-94.26	44,627	1,525	-96.58
UNITED STATES	32,718	17,488	-46.55	25,528	1,218,142	4671.79
CANADA	0	4,518	-	0	12,520	-
MEXICO	1,119,258	1,475,332	31.81	1,380,286	1,860,387	34.78
GUATEMALA	162,000	294,355	81.7	159,672	270,085	69.15
HONDURAS	288,000	967,940	236.09	284,064	799,875	181.58
NICARAGUA	126,000	232,475	84.5	123,936	191,669	54.65
PANAMA	0	20,250	-	0	16,407	-
SURINAME	3,500	1,246	-64.4	59,368	21,248	-64.21
VENEZUELA	167,076	0	-100	184,241	0	-100
ARGENTINA	0	44,200	-	0	29,622	-
BRAZIL	0	1	-	0	1	-
PERU	5,559	8,595	54.61	58,040	98,594	69.87
TRINIDAD AND TOBAGO	28,616	63,497	121.89	28,027	59,302	111.59
JAMAICA	203,532	163,313	-19.76	271,516	240,682	-11.36
PUERTO RICO	0	36,164	-	0	37,136	-
BELIZE	18,168	90	-99.5	20,655	1,199	-94.2
DOMINICAN REPUBLIC	196,680	36,164	-81.61	222,103	37,658	-83.04
EL SALVADOR	144,000	240,691	67.15	142,032	213,666	50.44
COSTA RICA	33,084	36,147	9.26	38,714	48,383	24.98
HAITI	346,453	188,554	-45.58	259,088	144,124	-44.37
BARBADOS	25,541	45,205	76.99	25,037	48,501	93.72
FRENCH GUIANA	7,619	7,675	0.74	15,798	19,216	21.64
FRENCH POLYNESIA	33,104	57,291	73.06	40,008	61,347	53.34
MARTINIQUE	7,980	7,980	0	10,671	14,100	32.13
NETHERLANDS ANTILLES	0	611	-	0	1,506	-
GUADELOUPE	7,980	0	-100	10,690	0	-100
UNITED KINGDOM	0	43	-	0	230	-
NETHERLANDS	15,067	201	-98.67	18,663	466	-97.5
FRANCE	1,040	10,121	873.17	37,981	12,398	-67.36
GERMANY, FED. REP. OF	120,833	22,315	-81.53	394,179	48,545	-87.68
AUSTRIA	0	200	-	0	100	-
BELGIUM	198,000	0	-100	324,720	0	-100
SWITZERLAND	0	125	-	0	4,505	-
DENMARK	17,500	64,872	270.7	11,750	43,192	267.59
NORWAY	0	40	-	0	128	-
SWEDEN	0	4,029	-	0	16,644	-
IRELAND	34,560	84	-99.76	128,376	40	-99.97
ITALY	238,346	186,376	-21.8	347,042	3,986,885	1048.82
SPAIN	0	7	-	0	20	-
GREECE	78,448	72,318	-7.81	109,279	87,369	-20.05
CZECHOSLOVAKIA	212,728	141,120	-33.66	127,932	93,024	-27.29
LATVIA	36,974	60,848	64.57	46,253	80,254	73.51
-DAMAR TIRUAN, BAHAN PLASTIK	944,217,824	1,014,145,663	7.41	1,308,141,234	1,432,725,091	9.52
JAPAN	194,401,799	194,241,157	-0.08	292,717,768	307,029,676	4.89
HONG KONG	56,758,165	54,691,924	-3.64	40,634,629	47,378,925	16.6
KOREA, DEMOCRATIC PEOPLE'S R	12,249	12,873	5.09	13,557	32,267	138.01
KOREA, REPUBLIC OF	11,684,085	13,081,101	11.96	15,905,927	20,289,286	27.56
TAIWAN	10,176,069	14,697,808	44.44	17,593,528	25,758,946	46.41
CHINA	100,815,673	90,949,483	-9.79	87,736,479	82,492,126	-5.98
MONGOLIA	17	116	582.35	131	391	198.47
MACAU	0	108,700	-	0	41,166	-
PAPUA NEW GUINEA	656,092	823,449	25.51	1,547,335	2,212,792	43.01
THAILAND	18,088,769	14,137,834	-21.84	40,027,809	38,718,092	-3.27
SINGAPORE	67,389,971	69,102,432	2.54	100,786,814	97,653,678	-3.11
PHILIPPINES	20,468,462	19,326,383	-5.58	39,139,819	42,061,157	7.46

TABEL 5. PERKEMBANGAN EKSPOR INDONESIA MENURUT KOMODITI DAN NEGARA TUJUAN

JENIS BARANG	BERAT BERSIH (KG)		PERUB	NILAI FOB (US \$)		PERUB
	JAN-OKT 2005	JAN-OKT 2006	%	JAN-OKT 2005	JAN-OKT 2006	%
(1)	(2)	(3)	(4)	(5)	(6)	(7)
MALAYSIA	74,531,259	74,053,261	-0.64	94,428,682	99,450,649	5.32
MYANMAR (FORM. BURMA)	2,911,357	3,596,994	23.55	2,437,204	2,657,360	9.03
CAMBODIA	13,658	38,110	179.03	34,004	132,712	290.28
BRUNEI DARUSSALAM	448,003	366,802	-18.13	676,414	510,790	-24.49
NEPAL	6,115,025	233,485	-96.18	6,722,148	381,983	-94.32
VIET NAM	31,688,546	23,347,902	-26.32	44,204,723	33,426,594	-24.38
MALDIVES	163,489	116,339	-28.84	246,317	223,459	-9.28
INDIA	39,328,143	35,315,945	-10.2	38,615,073	34,376,269	-10.98
PAKISTAN	2,711,036	4,985,268	83.89	5,024,411	7,814,704	55.53
BANGLADESH	15,778,962	23,020,308	45.89	14,259,203	20,677,721	45.01
SRI LANKA	3,167,236	6,548,565	106.76	5,425,286	7,553,031	39.22
IRAQ	88,002	0	-100	100,058	0	-100
IRAN (ISLAMIC REPUBLIC OF)	2,901,832	115,142	-96.03	3,165,044	369,111	-88.34
SAUDI ARABIA	5,050,185	4,711,995	-6.7	10,181,560	9,859,916	-3.16
KUWAIT	307,113	462,208	50.5	692,785	1,134,564	63.77
JORDAN	148,291	187,081	26.16	279,185	324,037	16.07
LEBANON	636,193	656,716	3.23	964,930	1,189,011	23.22
YEMEN	784,919	744,224	-5.18	1,099,330	1,257,460	14.38
OMAN	211,805	503,017	137.49	369,472	792,069	114.38
SYRIA ARAB REPUBLIC	1,337,434	412,559	-69.15	1,390,826	651,954	-53.12
TURKEY	22,540,020	36,954,046	63.95	23,191,021	31,188,425	34.48
UNITED ARAB EMIRATES	10,699,093	13,580,926	26.94	15,286,929	17,483,379	14.37
QATAR	34,006	65,678	93.14	93,222	222,169	138.32
BAHRAIN	113,149	1,590,962	1306.08	176,843	1,315,321	643.78
CYPRUS	31,997	26,789	-16.28	63,342	68,274	7.79
EGYPT	4,723,419	8,748,789	85.22	5,591,532	8,689,824	55.41
LIBYAN ARAB JAMAHIRIYA	111,253	59,083	-46.89	224,273	191,521	-14.6
MOROCCO	41,631	110,327	165.01	85,621	141,025	64.71
TUNISIA	89,069	49,297	-44.65	182,452	104,827	-42.55
ALGERIA	13,300	121	-99.09	75,600	635	-99.16
SUDAN	1,889,260	266,968	-85.87	2,097,264	699,144	-66.66
NAMIBIA	15,022	14,830	-1.28	38,697	33,982	-12.18
ETHIOPIA	477,474	219,963	-53.93	409,227	263,311	-35.66
TANZANIA, UNITED REPUBLIC OF	673,631	752,856	11.76	1,024,631	1,116,050	8.92
MADAGASCAR	449,049	163,886	-63.5	630,047	242,371	-61.53
SOMALIA	83,780	7,618	-90.91	126,808	36,760	-71.01
KENYA	323,894	202,934	-37.35	582,452	431,333	-25.95
REUNION	157,432	177,441	12.71	227,932	231,031	1.36
MOZAMBIQUE	57,071	59,060	3.49	54,117	79,546	46.99
BOTSWANA	302	0	-100	315	0	-100
TOGO	195,549	382,445	95.58	231,899	577,999	149.25
GHANA	2,059,434	2,733,424	32.73	1,901,681	2,170,946	14.16
LIBERIA	132,814	171,665	29.25	183,840	228,446	24.26
GUINEA	900,069	3,372,979	274.75	918,987	3,922,847	326.87
ANGOLA	397,212	24,453	-93.84	575,050	52,865	-90.81
CONGO	67,983	62,135	-8.6	81,397	71,820	-11.77
CAMEROON	381,036	453,696	19.07	459,574	442,940	-3.62
NIGERIA	5,114,274	7,336,624	43.45	8,557,780	11,096,354	29.66
SIERRA LEONE	760	0	-100	2,129	0	-100
GABON	36,113	18,068	-49.97	18,168	11,057	-39.14
COTE D'IVOIRE	75,600	35,736	-52.73	292,537	107,003	-63.42
SENEGAL	71,071	76,634	7.83	161,376	160,350	-0.64
MAURITANIA	120,906	35,217	-70.87	185,526	48,246	-74
MALI	99,613	155,321	55.92	79,440	107,712	35.59
BENIN	39,415	164,545	317.47	40,695	160,345	294.02
BURKINA FASO	26,220	62,863	139.75	21,060	49,311	134.15
GUINEA BISSAU	0	119,700	-	0	466,830	-
GAMBIA	135,560	14	-99.99	214,695	28	-99.99
U.S. VIRGIN ISLANDS	381	25	-93.44	738	464	-37.13
SEYCHELLES	12,842	9,709	-24.4	39,364	51,237	30.16
UGANDA	6,524	9,125	39.87	4,005	11,187	179.33
CENTRAL AFRICAN REPUBLIC	11,742	9,327	-20.57	8,109	12,736	57.06
NIGER	280	0	-100	3,700	0	-100
DJIBOUTI	518,552	211,865	-59.14	589,270	385,234	-34.63
SAINT HELENA	0	16,000	-	0	13,871	-
SAO TOME AND PRINCIPE	0	14,097	-	0	22,510	-
SWAZILAND	156	0	-100	30	0	-100
SOUTH AFRICA	1,998,136	3,015,250	50.9	3,627,959	4,653,981	28.28
ZIMBABWE	60,859	39,592	-34.94	102,820	37,132	-63.89
ZAMBIA	4,250	42,017	888.64	7,333	50,419	587.56
COMOROS	3,883	0	-100	9,312	0	-100
MAURITIUS	1,193,560	2,454,394	105.64	1,594,336	3,027,326	89.88
RWANDA	0	1,710	-	0	4,664	-

TABEL 5. PERKEMBANGAN EKSPOR INDONESIA MENURUT KOMODITI DAN NEGARA TUJUAN

JENIS BARANG	BERAT BERSIH (KG)		PERUB	NILAI FOB (US \$)		PERUB
	JAN-OKT 2005	JAN-OKT 2006	%	JAN-OKT 2005	JAN-OKT 2006	%
(1)	(2)	(3)	(4)	(5)	(6)	(7)
ZAIRE	4,192	16,247	287.57	7,051	21,970	211.59
VIRGIN ISLANDS (BRITISH)	104	152	46.15	433	1,102	154.5
AUSTRALIA	41,371,833	65,487,339	58.29	61,054,936	90,081,031	47.54
NEW ZEALAND	8,797,500	11,993,598	36.33	12,290,245	17,454,772	42.02
MICRONESIA, FEDERATED STATES	4,881	8	-99.84	7,038	18	-99.74
GUAM	7,752	2,970	-61.69	11,185	30,675	174.25
PALAU	633	73	-88.47	737	308	-58.21
NEW CALEDONIA	98,789	48,496	-50.91	222,705	80,998	-63.63
NORTHERN MARIANA ISLANDS	13,052	822	-93.7	7,473	1,660	-77.79
SAINT VINCENT AND THE GRENADI	298	750	151.68	1,081	413	-61.79
VANUATU	2,739	5,728	109.13	1,760	8,814	400.8
WALLIS AND FUTUNA ISLANDS	870	5,706	555.86	819	4,249	418.8
AMERICAN SAMOA	4,587	699	-84.76	8,116	1,374	-83.07
COOK ISLANDS	471	1,678	256.26	1,631	6,882	321.95
FIJI	661,372	597,800	-9.61	1,909,844	1,675,802	-12.25
MARSHALL ISLANDS	0	139	-	0	340	-
SAMOA	0	48,725	-	0	406,901	-
SOLOMON ISLANDS	31,554	10,902	-65.45	39,002	22,354	-42.68
TONGA	9,480	105	-98.89	10,836	1,634	-84.92
TUVALU	2,989	0	-100	7,833	0	-100
EAST TIMOR	4,884,742	2,173,350	-55.51	7,401,458	3,083,771	-58.34
UNITED STATES	99,430,065	124,484,101	25.2	172,769,983	211,252,465	22.27
CANADA	3,087,895	2,926,759	-5.22	6,462,547	6,666,428	3.15
MEXICO	795,892	686,657	-13.72	1,906,485	2,058,768	7.99
GUATEMALA	214,855	143,679	-33.13	284,165	304,421	7.13
HONDURAS	40,090	41,341	3.12	93,616	88,745	-5.2
NICARAGUA	7,105	105	-98.52	118,365	46	-99.96
PANAMA	457,487	126,287	-72.4	891,535	182,909	-79.48
SURINAME	77,374	18,044	-76.68	123,410	108,748	-11.88
CHILE	66,370	166,927	151.51	136,549	376,401	175.65
VENEZUELA	15,932	39,015	144.88	78,747	157,299	99.75
ARGENTINA	547,565	1,553,874	183.78	740,798	1,754,606	136.85
BRAZIL	1,305,661	2,235,375	71.21	1,664,326	2,834,258	70.29
COLOMBIA	135,766	617,422	354.77	775,710	1,544,024	99.05
BOLIVIA	53	43	-18.87	443	744	67.95
URUGUAY	39,888	35,278	-11.56	76,263	62,575	-17.95
PARAGUAY	9,870	30,326	207.25	27,750	84,334	203.91
ECUADOR	99,416	22,544	-77.32	191,109	34,791	-81.8
PERU	479,088	317,384	-33.75	1,664,026	956,243	-42.53
GUYANA	26,730	74,890	180.17	26,701	115,074	330.97
TRINIDAD AND TOBAGO	3,034	15,571	413.22	32,956	61,863	87.71
BAHAMAS	347	0	-100	759	0	-100
JAMAICA	54,972	163,786	197.94	102,138	308,539	202.08
PUERTO RICO	167,181	75,935	-54.58	321,161	148,595	-53.73
BELIZE	14,929	5,526	-62.98	65,335	45,065	-31.02
DOMINICAN REPUBLIC	6,150	36,873	499.56	11,284	139,709	1138.12
EL SALVADOR	0	17,588	-	0	23,467	-
COSTA RICA	16,458	34,745	111.11	45,231	80,901	78.86
HAITI	60,728	47,967	-21.01	128,994	95,484	-25.98
BARBADOS	0	50	-	0	59	-
ANTIGUA AND BARBUDA	17,509	2,969	-83.04	8,235	21,099	156.21
ARUBA	57	0	-100	195	0	-100
BERMUDA	145	706	386.9	948	4,797	406.01
CAYMAN ISLANDS	244	0	-100	244	0	-100
FRENCH GUIANA	0	932	-	0	1,135	-
FRENCH POLYNESIA	14,893	9,424	-36.72	58,633	60,073	2.46
MARTINIQUE	23,069	4,208	-81.76	51,029	18,262	-64.21
NETHERLANDS ANTILLES	13,734	24,867	81.06	26,132	44,011	68.42
SAINT LUCIA	0	35	-	0	610	-
TURKS AND CAICOS ISLANDS	0	48	-	0	148	-
GUADELOUPE	13,533	7,770	-42.58	31,403	25,089	-20.11
UNITED KINGDOM	15,984,753	24,956,154	56.12	26,466,223	38,835,180	46.73
NETHERLANDS	3,256,345	7,807,969	139.78	6,266,242	17,096,030	172.83
FRANCE	1,735,426	2,350,842	35.46	6,372,542	9,121,257	43.13
GERMANY, FED. REP. OF	3,145,380	2,253,582	-28.35	7,738,141	5,852,006	-24.37
AUSTRIA	21,576	44,226	104.98	90,521	100,687	11.23
BELGIUM	6,184,691	2,916,332	-52.85	15,163,997	4,890,570	-67.75
SWITZERLAND	2,190,320	946,700	-56.78	2,478,393	1,259,169	-49.19
LUXEMBOURG	67	497	641.79	17	376	2111.76
DENMARK	150,481	156,876	4.25	351,359	425,562	21.12
NORWAY	22,375	33,366	49.12	52,676	107,904	104.84
SWEDEN	55,630	150,582	170.68	362,920	566,500	56.1
FINLAND	444,530	354,609	-20.23	762,644	614,003	-19.49

TABEL 5. PERKEMBANGAN EKSPOR INDONESIA MENURUT KOMODITI DAN NEGARA TUJUAN

JENIS BARANG	BERAT BERSIH (KG)		PERUB	NILAI FOB (US \$)		PERUB
	JAN-OKT 2005	JAN-OKT 2006	%	JAN-OKT 2005	JAN-OKT 2006	%
(1)	(2)	(3)	(4)	(5)	(6)	(7)
IRELAND	591,194	966,630	63.5	1,230,148	1,789,355	45.46
ITALY	3,143,855	1,282,152	-59.22	5,547,123	3,310,908	-40.31
SPAIN	1,517,793	2,412,920	58.98	3,709,097	5,823,134	57
PORTUGAL	132,264	2,793,554	2012.1	443,536	3,200,822	621.66
ICELAND	669,616	528,000	-21.15	844,668	661,510	-21.68
GREECE	951,619	1,262,976	32.72	2,505,478	3,092,349	23.42
LIECHTENSTEIN	27	0	-100	2,322	0	-100
CZECHOSLOVAKIA	336,496	130,063	-61.35	440,762	184,164	-58.22
HUNGARY	83,909	107,127	27.67	172,040	232,220	34.98
POLAND	1,144,652	381,270	-66.69	2,129,402	1,160,574	-45.5
ROMANIA	7,644,173	3,706,120	-51.52	8,654,272	4,412,887	-49.01
BULGARIA	816,233	17,731	-97.83	1,013,551	48,173	-95.25
YUGOSLAVIA	1,142,357	755	-99.93	1,252,713	1,777	-99.86
ALBANIA	0	720	-	0	375	-
ARMENIA	0	39,481	-	0	111,127	-
AZERBAIJAN	0	132,000	-	0	155,264	-
KAZAKHSTAN	51	0	-100	861	0	-100
UKRAINE	2,762,497	3,788,711	37.15	3,197,194	5,109,904	59.82
LITHUANIA	1,229	108,258	8708.62	3,759	179,458	4674.09
LATVIA	58,374	65,807	12.73	114,509	119,905	4.71
ESTONIA	868	0	-100	1,350	0	-100
GEORGIA	0	44,022	-	0	49,267	-
CROATIA	1,446,095	19,689	-98.64	1,411,942	43,987	-96.88
BOSNIA AND HERZEGOVINA	0	5,664	-	0	10,311	-
MALTA	20,495	25,080	22.37	61,225	92,553	51.17
SLOVAKIA	1,387	5,819	319.54	8,735	17,951	105.51
SLOVENIA	1,633	7,324	348.5	2,946	4,160	41.21
CZECH REPUBLIC	21,968	21,829	-0.63	77,855	91,253	17.21
REP. OF MACEDONIA	0	982	-	0	3,078	-
FAEROE ISLANDS	11,799	0	-100	9,781	0	-100
RUSSIA FEDERATION	421,258	5,285,521	1154.7	803,316	4,465,844	455.93
-BAHAN KERTAS	2,042,291,880	2,369,247,622	16.01	742,213,542	935,281,150	26.01
JAPAN	119,808,068	131,252,908	9.55	47,022,735	59,981,529	27.56
KOREA, REPUBLIC OF	607,394,730	517,457,944	-14.81	214,591,349	194,453,052	-9.38
TAIWAN	94,458,015	73,929,571	-21.73	37,101,392	32,411,676	-12.64
CHINA	770,332,803	1,162,213,945	50.87	286,116,455	467,932,161	63.55
THAILAND	6,209,098	4,171,666	-32.81	2,411,543	1,798,028	-25.44
SINGAPORE	520,473	58,292	-88.8	188,670	136,664	-27.56
PHILIPPINES	12,369,400	5,610,900	-54.64	4,556,693	2,094,833	-54.03
MALAYSIA	10,969,301	5,388,400	-50.88	4,364,856	2,374,913	-45.59
VIET NAM	40,359,931	30,481,719	-24.48	13,664,228	10,894,550	-20.27
INDIA	97,964,718	112,911,271	15.26	34,428,317	43,844,658	27.35
PAKISTAN	0	339,440	-	0	107,448	-
BANGLADESH	2,532,814	18,023,016	611.58	973,052	6,823,989	601.3
IRAN (ISLAMIC REPUBLIC OF)	0	740,000	-	0	235,793	-
SAUDI ARABIA	0	4,997,100	-	0	1,637,575	-
KUWAIT	2,501,575	4,988,822	99.43	1,020,870	1,994,813	95.4
JORDAN	2,799,028	103,269	-96.31	1,266,560	439,862	-65.27
UNITED ARAB EMIRATES	5,513,530	7,677,908	39.26	2,274,501	3,256,754	43.19
EGYPT	1,199,847	0	-100	543,818	0	-100
REUNION	0	632	-	0	1,006	-
DJIBOUTI	879,600	1,140,000	29.6	430,612	405,113	-5.92
AUSTRALIA	3,985,755	628	-99.98	1,491,669	362	-99.98
UNITED STATES	21,815,150	29,952,901	37.3	7,269,260	10,693,583	47.11
CANADA	0	98	-	0	199	-
ARGENTINA	0	500,000	-	0	149,570	-
BRAZIL	0	10,731	-	0	40	-
URUGUAY	0	134	-	0	72	-
UNITED KINGDOM	0	185	-	0	2,469	-
NETHERLANDS	41,694,946	36,219,222	-13.13	14,545,730	14,083,526	-3.18
FRANCE	50,432,764	81,702,661	62	18,250,216	30,788,906	68.7
GERMANY, FED. REP. OF	22,487,997	139	-100	9,438,593	141	-100
SWITZERLAND	0	999,997	-	0	352,791	-
ITALY	126,062,337	135,486,297	7.48	40,262,423	47,319,423	17.53
POLAND	0	399,175	-	0	183,122	-
BULGARIA	0	2,488,566	-	0	881,984	-
SLOVENIA	0	85	-	0	545	-
-ALAS KAKI (KULIT, KARET DAN KA	87,029,992	93,107,825	6.98	1,183,874,164	1,328,265,798	12.2
JAPAN	6,824,744	6,787,381	-0.55	76,577,331	82,276,238	7.44
HONG KONG	723,953	826,546	14.17	9,376,348	10,647,329	13.56
KOREA, DEMOCRATIC PEOPLE'S RI	1	290	28900	18	1,243	6805.56

TABEL 5. PERKEMBANGAN EKSPOR INDONESIA MENURUT KOMODITI DAN NEGARA TUJUAN

JENIS BARANG	BERAT BERSIH (KG)		PERUB	NILAI FOB (US \$)		PERUB
	JAN-OKT 2005	JAN-OKT 2006	%	JAN-OKT 2005	JAN-OKT 2006	%
(1)	(2)	(3)	(4)	(5)	(6)	(7)
KOREA, REPUBLIC OF	1,023,598	1,655,803	61.76	14,908,653	20,335,587	36.4
TAIWAN	828,493	945,716	14.15	7,746,668	8,415,647	8.64
CHINA	778,900	981,602	26.02	13,288,850	15,565,880	17.13
MONGOLIA	29	0	-100	209	0	-100
PAPUA NEW GUINEA	69,771	63,817	-8.53	317,650	626,441	97.21
THAILAND	477,452	554,373	16.11	4,714,168	9,035,227	91.66
SINGAPORE	1,963,084	3,499,810	78.28	28,322,182	41,641,460	47.03
PHILIPPINES	343,970	519,100	50.91	2,744,420	4,057,106	47.83
MALAYSIA	2,043,812	981,213	-51.99	14,720,237	10,451,327	-29
MYANMAR (FORM. BURMA)	59,104	5,568	-90.58	731,616	18,145	-97.52
BRUNEI DARUSSALAM	24,754	53,336	115.46	265,142	286,361	8
NEPAL	1,491	1,838	23.27	16,794	20,531	22.25
VIET NAM	155,576	178,566	14.78	1,853,274	1,688,014	-8.92
MALDIVES	266,992	214,153	-19.79	399,208	311,531	-21.96
INDIA	157,759	195,695	24.05	1,935,773	2,910,090	50.33
PAKISTAN	31,158	8,645	-72.25	270,102	87,325	-67.67
BANGLADESH	20,785	12,039	-42.08	199,540	32,814	-83.56
SRI LANKA	39,641	18,796	-52.58	311,867	362,543	16.25
IRAN (ISLAMIC REPUBLIC OF)	815	8,191	905.03	14,562	8,633	-40.72
SAUDI ARABIA	97,992	247,431	152.5	456,725	562,802	23.23
KUWAIT	25,040	8,349	-66.66	137,958	60,266	-56.32
JORDAN	15,142	16,813	11.04	80,442	54,048	-32.81
P. DEM.REP. OF YEMEN	0	1,823	-	0	45,033	-
LEBANON	25,144	17,695	-29.63	279,671	212,644	-23.97
YEMEN	17,509	68,514	291.31	106,002	269,356	154.1
OMAN	0	36	-	0	468	-
SYRIA ARAB REPUBLIC	225	2,207	880.89	1,350	27,042	1903.11
TURKEY	398,111	448,040	12.54	4,688,657	6,197,999	32.19
UNITED ARAB EMIRATES	542,662	422,694	-22.11	6,669,743	5,635,736	-15.5
QATAR	151	3,466	2195.36	3,093	64,846	1996.54
BAHRAIN	0	1,664	-	0	13,262	-
CYPRUS	17,967	19,348	7.69	253,939	241,271	-4.99
EGYPT	47,368	29,590	-37.53	564,109	378,284	-32.94
MOROCCO	2,990	3,757	25.65	43,740	17,212	-60.65
TUNISIA	8,596	0	-100	109,910	0	-100
ALGERIA	0	1,912	-	0	9,049	-
SUDAN	0	22	-	0	84	-
ETHIOPIA	3	0	-100	49	0	-100
TANZANIA, UNITED REPUBLIC OF	57,491	5,329	-90.73	213,791	5,263	-97.54
MADAGASCAR	141,057	148,270	5.11	342,939	153,051	-55.37
KENYA	126	16,839	13264.29	1,747	34,085	1851.06
REUNION	37,455	26,849	-28.32	71,631	93,019	29.86
MOZAMBIQUE	85,899	57,717	-32.81	163,087	72,490	-55.55
TOGO	15,290	22,600	47.81	53,919	30,100	-44.18
GHANA	15,849	3,740	-76.4	132,978	3,000	-97.74
LIBERIA	24,026	66,335	176.1	38,285	67,830	77.17
GUINEA	29,830	33,703	12.98	118,631	54,102	-54.39
ANGOLA	27,025	19,275	-28.68	16,551	21,976	32.78
CONGO	112,000	190,000	69.64	193,500	249,843	29.12
CAMEROON	0	4	-	0	99	-
NIGERIA	53,029	0	-100	74,502	0	-100
GABON	14,176	2,330	-83.56	17,520	3,225	-81.59
SENEGAL	110,000	51,725	-52.98	180,000	54,151	-69.92
MAURITANIA	0	818	-	0	4,272	-
BURKINA FASO	1,788	0	-100	32,318	0	-100
GAMBIA	0	785	-	0	1,300	-
U.S. VIRGIN ISLANDS	11	3	-72.73	59	62	5.08
SEYCHELLES	3,068	13,431	337.78	13,983	25,139	79.78
UGANDA	40	798	1895	271	927	242.07
DJIBOUTI	689	2,659	285.92	8,016	53,918	572.63
SAO TOME AND PRINCIPE	24,191	1,288	-94.68	26,000	1,001	-96.15
SWAZILAND	480	0	-100	6,948	0	-100
SOUTH AFRICA	692,125	931,317	34.56	8,623,313	11,785,934	36.68
ZIMBABWE	0	3,821	-	0	18,550	-
ZAMBIA	0	143	-	0	883	-
COMOROS	9,018	5,696	-36.84	23,028	13,451	-41.59
BURUNDI	912	0	-100	1,350	0	-100
MAURITIUS	61,086	98,686	61.55	255,075	158,560	-37.84
VIRGIN ISLANDS (BRITISH)	1,066	1,157	8.54	9,901	18,479	86.64
AUSTRALIA	1,312,728	1,255,363	-4.37	18,176,887	18,615,153	2.41
NEW ZEALAND	191,607	234,122	22.19	2,273,266	3,163,128	39.14
MICRONESIA, FEDERATED STATES	0	226	-	0	746	-
GUAM	38	242	536.84	379	1,712	351.72

TABEL 5. PERKEMBANGAN EKSPOR INDONESIA MENURUT KOMODITI DAN NEGARA TUJUAN

JENIS BARANG	BERAT BERSIH (KG)		PERUB	NILAI FOB (US \$)		PERUB
	JAN-OKT 2005	JAN-OKT 2006	%	JAN-OKT 2005	JAN-OKT 2006	%
(1)	(2)	(3)	(4)	(5)	(6)	(7)
PALAU	0	402	-	0	4,168	-
NEW CALEDONIA	8,511	7,099	-16.59	19,293	52,526	172.25
NORTHERN MARIANA ISLANDS	637	366	-42.54	923	638	-30.88
SAINT VINCENT AND THE GRENADI	2,791	40	-98.57	16,718	294	-98.24
VANUATU	2,558	1,058	-58.64	7,456	2,182	-70.73
AMERICAN SAMOA	4	370	9150	24	5,172	21450
COOK ISLANDS	497	113	-77.26	4,875	1,708	-64.96
FIJI	18,485	25,961	40.44	67,142	138,640	106.49
SAMOA	0	55	-	0	71	-
SOLOMON ISLANDS	1,974	2,092	5.98	3,998	15,752	294
TONGA	1,456	778	-46.57	2,440	816	-66.56
TUVALU	559	0	-100	2,400	0	-100
EAST TIMOR	128,964	23,441	-81.82	90,510	61,896	-31.61
UNITED STATES	28,301,054	25,297,982	-10.61	399,405,315	383,342,587	-4.02
CANADA	1,254,564	1,108,577	-11.64	16,348,403	14,229,023	-12.96
MEXICO	1,706,520	1,584,377	-7.16	17,497,513	16,491,616	-5.75
GUATEMALA	5,702	0	-100	51,795	0	-100
HONDURAS	7,432	7,672	3.23	49,877	46,341	-7.09
PANAMA	638,570	770,072	20.59	9,009,910	11,191,481	24.21
CUBA	11,884	3,850	-67.6	123,616	28,742	-76.75
SURINAME	0	1,089	-	0	5,029	-
CHILE	437,349	487,119	11.38	6,129,097	7,450,346	21.56
VENEZUELA	54,984	6,518	-88.15	456,048	96,029	-78.94
ARGENTINA	282,089	450,601	59.74	3,910,430	6,358,257	62.6
BRAZIL	264,015	279,247	5.77	3,937,961	4,291,497	8.98
COLOMBIA	31,448	60,591	92.67	431,067	906,794	110.36
BOLIVIA	0	6,420	-	0	44,160	-
URUGUAY	39,032	44,031	12.81	585,885	736,625	25.73
PARAGUAY	742	10,137	1266.17	12,291	121,188	885.99
ECUADOR	78,968	88,255	11.76	1,100,871	1,167,980	6.1
PERU	33,551	47,289	40.95	387,051	743,135	92
GUYANA	389	0	-100	1,120	0	-100
BAHAMAS	40	60	50	818	1,151	40.71
JAMAICA	94	520	453.19	866	6,542	655.43
PUERTO RICO	9,680	2,935	-69.68	34,506	37,439	8.5
BELIZE	2,304	13	-99.44	4,860	4	-99.92
DOMINICAN REPUBLIC	21,409	4,533	-78.83	159,957	25,087	-84.32
EL SALVADOR	88,697	18,128	-79.56	941,039	102,419	-89.12
COSTA RICA	5,894	8,070	36.92	38,055	34,147	-10.27
BARBADOS	0	549	-	0	1,242	-
ANTIGUA AND BARBUDA	736	885	20.24	951	2,138	124.82
ANGUILLA	1	0	-100	2	0	-100
ARUBA	155	91	-41.29	1,441	5,658	292.64
BERMUDA	0	671	-	0	4,423	-
FRENCH GUIANA	0	42	-	0	527	-
FRENCH POLYNESIA	2,082	6,099	192.94	10,752	36,472	239.21
MARTINIQUE	6,793	2,478	-63.52	17,634	8,629	-51.07
NETHERLANDS ANTILLES	4,473	4,104	-8.25	38,870	42,174	8.5
SAINT LUCIA	3,685	542	-85.29	10,284	1,773	-82.76
TURKS AND CAICOS ISLANDS	0	14	-	0	46	-
GUADELOUPE	12,412	3,785	-69.51	35,963	30,434	-15.37
SAINT KITTS AND NEVIS	1,033	1,665	61.18	3,281	9,075	176.59
UNITED KINGDOM	8,448,627	8,027,519	-4.98	111,899,019	110,572,582	-1.19
NETHERLANDS	4,616,213	6,297,003	36.41	68,496,308	97,181,752	41.88
FRANCE	1,548,899	1,611,657	4.05	21,385,714	22,746,317	6.36
GERMANY, FED. REP. OF	4,453,327	6,905,400	55.06	74,239,178	106,412,900	43.34
AUSTRIA	89,170	127,533	43.02	1,325,742	1,653,181	24.7
BELGIUM	5,231,976	5,722,539	9.38	85,787,990	97,372,477	13.5
SWITZERLAND	123,053	153,708	24.91	1,461,542	2,159,439	47.75
MONACO	11	7,285	66127.27	159	94,262	59184.28
DENMARK	361,935	539,103	48.95	5,320,779	10,049,663	88.88
NORWAY	152,063	181,047	19.06	2,507,843	3,068,579	22.36
SWEDEN	502,637	703,569	39.98	7,611,315	10,906,803	43.3
FINLAND	114,098	44,749	-60.78	1,976,218	851,762	-56.9
IRELAND	267,424	288,136	7.75	2,795,261	2,548,106	-8.84
ITALY	4,114,347	5,652,108	37.38	46,842,214	76,528,457	63.37
SPAIN	1,747,564	2,208,189	26.36	16,814,094	27,627,045	64.31
PORTUGAL	414,772	258,288	-37.73	17,016,079	7,956,971	-53.24
GREECE	371,835	527,593	41.89	4,792,700	7,182,906	49.87
LIECHTENSTEIN	8	0	-100	117	0	-100
CZECHOSLOVAKIA	0	23	-	0	328	-
HUNGARY	27,233	23,843	-12.45	326,673	257,968	-21.03
POLAND	101,209	154,353	52.51	1,371,123	2,188,359	59.6

TABEL 5. PERKEMBANGAN EKSPOR INDONESIA MENURUT KOMODITI DAN NEGARA TUJUAN

JENIS BARANG	BERAT BERSIH (KG)		PERUB	NILAI FOB (US \$)		PERUB
	JAN-OKT 2005	JAN-OKT 2006	%	JAN-OKT 2005	JAN-OKT 2006	%
(1)	(2)	(3)	(4)	(5)	(6)	(7)
ROMANIA	2,976	2,714	-8.8	38,743	48,491	25.16
BULGARIA	6,393	9,080	42.03	80,797	84,658	4.78
YUGOSLAVIA	5,181	16,896	226.11	83,924	167,170	99.19
TAJIKISTAN	44	0	-100	864	0	-100
UKRAINE	38,039	78,139	105.42	562,081	1,102,605	96.16
UZBEKISTAN	1	0	-100	6	0	-100
LITHUANIA	6,375	2,819	-55.78	146,187	72,897	-50.13
LATVIA	23,634	2,665	-88.72	512,104	78,478	-84.68
ESTONIA	2,682	682	-74.57	47,242	10,156	-78.5
CROATIA	29,072	15,338	-47.24	352,770	221,080	-37.33
MALTA	3,692	1,707	-53.76	8,573	20,212	135.76
SLOVAKIA	434,338	680,071	56.58	22,104,635	26,887,333	21.64
SLOVENIA	18,327	53,349	191.1	235,198	649,374	176.1
CZECH REPUBLIC	29,776	32,583	9.43	468,051	493,788	5.5
RUSSIA FEDERATION	211,962	406,241	91.66	3,129,738	5,911,303	88.88
-PRODUK KERAMIK	531,927,581	497,380,369	-6.49	230,872,325	242,476,561	5.03
JAPAN	8,404,952	7,843,101	-6.68	17,691,983	22,299,968	26.05
HONG KONG	1,328,639	1,086,603	-18.22	2,640,954	1,772,627	-32.88
KOREA, REPUBLIC OF	36,966,802	38,765,549	4.87	13,423,124	15,938,138	18.74
TAIWAN	24,809,541	40,014,101	61.29	12,661,812	10,511,124	-16.99
CHINA	1,202,874	756,345	-37.12	1,853,823	1,262,205	-31.91
MACAU	0	62,733	-	0	320,818	-
PAPUA NEW GUINEA	674,827	137,396	-79.64	137,970	34,997	-74.63
THAILAND	31,462,293	26,231,431	-16.63	7,758,692	7,459,425	-3.86
SINGAPORE	38,541,444	6,695,019	-82.63	7,437,266	4,226,794	-43.17
PHILIPPINES	5,399,696	8,884,520	64.54	1,562,385	2,454,175	57.08
MALAYSIA	62,731,927	44,114,201	-29.68	12,649,232	8,689,641	-31.3
MYANMAR (FORM. BURMA)	1,041,419	1,031,109	-0.99	187,760	161,250	-14.12
CAMBODIA	1,298,523	1,484,633	14.33	286,426	321,667	12.3
BRUNEI DARUSSALAM	2,496,496	1,741,965	-30.22	699,320	579,285	-17.16
LAO PEOPLE'S DEMOCRATIC REPU	281,762	217,903	-22.66	83,303	65,384	-21.51
NEPAL	42,412	40,308	-4.96	14,986	13,907	-7.2
VIET NAM	343,526	819,381	138.52	175,343	242,534	38.32
MALDIVES	1,829,378	2,042,294	11.64	485,720	540,505	11.28
INDIA	1,199,075	1,158,874	-3.35	1,432,268	1,816,477	26.83
PAKISTAN	13,775,305	9,102,510	-33.92	2,427,296	1,654,613	-31.83
BANGLADESH	283,162	515,922	82.2	219,792	295,195	34.31
SRI LANKA	7,700,369	11,088,344	44	1,596,718	2,204,291	38.05
AFGHANISTAN	110,054	24,320	-77.9	36,394	21,615	-40.61
IRAN (ISLAMIC REPUBLIC OF)	2,495	22,772	812.71	13,280	137,869	938.17
SAUDI ARABIA	21,351,235	20,179,842	-5.49	3,836,548	3,719,792	-3.04
KUWAIT	7,078,628	2,295,112	-67.58	1,156,960	753,967	-34.83
JORDAN	400,324	507,339	26.73	69,916	112,498	60.9
LEBANON	80,920	10,914	-86.51	29,642	7,605	-74.34
YEMEN	1,057,200	1,302,213	23.18	269,931	315,409	16.85
OMAN	4,533	1,709	-62.3	9,115	17,858	95.92
SYRIA ARAB REPUBLIC	0	1,133	-	0	14,567	-
TURKEY	5,375,549	3,442,812	-35.95	2,267,677	1,461,156	-35.57
UNITED ARAB EMIRATES	5,729,102	3,305,938	-42.3	2,804,241	2,540,812	-9.39
QATAR	638,402	1,822,356	185.46	326,057	751,976	130.63
BAHRAIN	484,956	644,417	32.88	107,166	238,794	122.83
CYPRUS	173,277	124,141	-28.36	65,892	63,064	-4.29
EGYPT	415,668	1,009,844	142.94	334,151	436,209	30.54
MOROCCO	69,651	7,849	-88.73	16,310	12,077	-25.95
TUNISIA	1,899	3,445	81.41	2,507	4,657	85.76
SUDAN	592,755	438,975	-25.94	124,708	85,139	-31.73
NAMIBIA	1,507	649	-56.93	1,901	1,064	-44.03
ETHIOPIA	41,681	274	-99.34	7,760	752	-90.31
TANZANIA, UNITED REPUBLIC OF	72,701	343	-99.53	10,641	862	-91.9
MADAGASCAR	108,374	75,158	-30.65	17,929	15,457	-13.79
KENYA	7,045	26,208	272.01	14,169	4,583	-67.65
REUNION	981,193	2,569,210	161.85	836,939	502,310	-39.98
MOZAMBIQUE	2,757	42,122	1427.82	3,104	7,493	141.4
BOTSWANA	0	81,600	-	0	10,700	-
TOGO	4,274	0	-100	1,400	0	-100
GHANA	11,176	187	-98.33	6,070	348	-94.27
GUINEA	239	265	10.88	162	721	345.06
ANGOLA	412,916	701,716	69.94	161,175	165,289	2.55
CAMEROON	7,937	35,998	353.55	17,136	6,050	-64.69
NIGERIA	394,839	274,091	-30.58	94,041	58,684	-37.6
GABON	29,614	11,015	-62.8	59,762	14,390	-75.92
COTE D'IVOIRE	29,442	20	-99.93	13,575	19	-99.86

TABEL 5. PERKEMBANGAN EKSPOR INDONESIA MENURUT KOMODITI DAN NEGARA TUJUAN

JENIS BARANG	BERAT BERSIH (KG)		PERUB	NILAI FOB (US \$)		PERUB
	JAN-OKT 2005	JAN-OKT 2006	%	JAN-OKT 2005	JAN-OKT 2006	%
(1)	(2)	(3)	(4)	(5)	(6)	(7)
SENEGAL	428	6,358	1385.51	280	7,289	2503.21
MAURITANIA	3,604	0	-100	25,466	0	-100
BENIN	0	34,279	-	0	39,552	-
U.S. VIRGIN ISLANDS	276	29,796	10695.65	727	25,456	3401.51
SEYCHELLES	6,199	127,054	1949.59	17,711	121,625	586.72
UGANDA	0	214	-	0	279	-
SAO TOME AND PRINCIPE	17,533	2,318	-86.78	18,500	1,800	-90.27
SOUTH AFRICA	7,864,893	7,233,924	-8.02	6,704,564	15,083,228	124.97
MAURITIUS	4,326,864	4,148,230	-4.13	778,413	779,810	0.18
VIRGIN ISLANDS (BRITISH)	23,883	74	-99.69	7,357	337	-95.42
AUSTRALIA	31,008,852	34,847,605	12.38	12,897,802	12,827,093	-0.55
NEW ZEALAND	2,973,500	2,293,971	-22.85	1,311,978	984,776	-24.94
MICRONESIA, FEDERATED STATES	3,053	0	-100	3,053	0	-100
GUAM	8,605	101,112	1075.04	9,070	36,437	301.73
PALAU	4,167	18,858	352.56	6,181	4,939	-20.09
NEW CALEDONIA	28,039	17,968	-35.92	36,510	24,346	-33.32
NORTHERN MARIANA ISLANDS	4,964	3,395	-31.61	21,584	6,570	-69.56
SAINT VINCENT AND THE GRENADI	5,078	2,436	-52.03	6,528	2,245	-65.61
VANUATU	4,682	261,930	5494.4	2,279	109,370	4699.03
WALLIS AND FUTUNA ISLANDS	1,704	3,753	120.25	659	4,316	554.93
AMERICAN SAMOA	143,198	0	-100	29,034	0	-100
COOK ISLANDS	69,620	44,332	-36.32	17,996	13,892	-22.81
FIJI	967,604	670,800	-30.67	388,157	239,632	-38.26
MARSHALL ISLANDS	0	3,758	-	0	708	-
SAMOA	32,341	0	-100	19,858	0	-100
TONGA	39,252	19,727	-49.74	15,078	7,293	-51.63
CHRISTMAS ISLANDS	591	0	-100	1,050	0	-100
UNITED STATES MINOR OUTLYING	157	0	-100	315	0	-100
EAST TIMOR	815,901	634,618	-22.22	195,177	147,048	-24.66
UNITED STATES	129,827,276	139,506,292	7.46	65,748,378	67,850,899	3.2
CANADA	10,361,080	8,967,433	-13.45	6,230,233	5,029,046	-19.28
MEXICO	507,964	1,099,019	116.36	480,598	1,861,855	287.4
GUATEMALA	988,197	956,695	-3.19	182,424	199,336	9.27
HONDURAS	33	161,300	488687.88	50	45,309	90518
NICARAGUA	66	129	95.45	32	56	75
PANAMA	528,934	646,093	22.15	114,042	145,570	27.65
CUBA	13,193	914	-93.07	50,847	390	-99.23
SURINAME	0	633	-	0	526	-
CHILE	926,575	983,701	6.17	342,701	404,939	18.16
VENEZUELA	158,534	36,860	-76.75	58,721	31,073	-47.08
ARGENTINA	49,851	81,086	62.66	51,401	69,656	35.51
BRAZIL	21,466	12,583	-41.38	37,462	17,223	-54.03
COLOMBIA	247,682	162,626	-34.34	58,599	67,936	15.93
BOLIVIA	0	19	-	0	26	-
URUGUAY	22,545	52,922	134.74	5,959	15,272	156.28
ECUADOR	197,733	87,631	-55.68	42,534	42,531	-0.01
PERU	254,451	309,511	21.64	74,941	120,463	60.74
GUYANA	4,197	0	-100	1,350	0	-100
TRINIDAD AND TOBAGO	505,091	175,245	-65.3	118,963	45,345	-61.88
BAHAMAS	7,516	5,878	-21.79	54,053	63,391	17.28
JAMAICA	355,858	832,148	133.84	98,458	178,769	81.57
PUERTO RICO	2,805,369	886,077	-68.41	786,662	274,310	-65.13
BELIZE	1,470	4,173	183.88	1,554	1,772	14.03
DOMINICAN REPUBLIC	9,489	7,330	-22.75	14,619	8,831	-39.59
EL SALVADOR	4,445	1,533	-65.51	2,041	996	-51.2
COSTA RICA	80,792	33,890	-58.05	37,354	31,182	-16.52
HAITI	42,288	38	-99.91	15,275	26	-99.83
BARBADOS	1,146	8,386	631.76	1,221	10,153	731.53
ANTIGUA AND BARBUDA	1,444	509	-64.75	2,496	857	-65.67
ANGUILLA	1,370	7	-99.49	1,654	132	-92.02
ARUBA	4,729	83,863	1673.38	10,804	30,537	182.65
BERMUDA	96	458	377.08	555	3,267	488.65
CAYMAN ISLANDS	235	1,436	511.06	208	640	207.69
DOMINICA	3,263	1,246	-61.81	4,127	1,587	-61.55
FALKLAND ISLANDS (MALVINAS)	210	0	-100	676	0	-100
FRENCH GUIANA	58	1,131	1850	68	761	1019.12
FRENCH POLYNESIA	518,303	613,212	18.31	90,938	223,648	145.93
GRENADA	26,077	124,407	377.08	5,783	35,327	510.88
MARTINIQUE	325	1,323	307.08	745	2,971	298.79
NETHERLANDS ANTILLES	2,549	3,802	49.16	3,200	5,845	82.66
NORFOLK ISLANDS	0	509	-	0	706	-
SAINT LUCIA	0	27,983	-	0	8,005	-
TURKS AND CAICOS ISLANDS	1,005	5,057	403.18	1,240	2,478	99.84

TABEL 5. PERKEMBANGAN EKSPOR INDONESIA MENURUT KOMODITI DAN NEGARA TUJUAN

JENIS BARANG	BERAT BERSIH (KG)		PERUB	NILAI FOB (US \$)		PERUB
	JAN-OKT 2005	JAN-OKT 2006	%	JAN-OKT 2005	JAN-OKT 2006	%
(1)	(2)	(3)	(4)	(5)	(6)	(7)
GUADELOUPE	4,212	9,681	129.84	6,832	19,003	178.15
SAINT KITTS AND NEVIS	0	222	-	0	372	-
UNITED KINGDOM	4,410,798	7,368,935	67.07	9,424,032	13,416,390	42.36
NETHERLANDS	2,077,804	1,683,457	-18.98	1,846,953	1,269,103	-31.29
FRANCE	1,019,411	1,844,748	80.96	1,714,616	2,682,366	56.44
GERMANY, FED. REP. OF	1,044,943	824,623	-21.08	1,985,900	1,218,273	-38.65
AUSTRIA	17,995	7,048	-60.83	49,323	20,050	-59.35
BELGIUM	1,915,917	3,540,539	84.8	2,389,108	3,282,989	37.41
SWITZERLAND	62,561	235,134	275.85	153,425	587,054	282.63
LUXEMBOURG	1,807	1	-99.94	2,958	2	-99.93
DENMARK	131,566	188,289	43.11	86,219	134,186	55.63
NORWAY	4,229,778	2,141,953	-49.36	1,121,100	752,627	-32.87
SWEDEN	872,989	1,241,096	42.17	711,268	626,292	-11.95
FINLAND	107,389	237,724	121.37	840,739	1,507,466	79.3
IRELAND	645,232	453,048	-29.79	602,465	743,700	23.44
ITALY	11,262,056	11,626,551	3.24	6,763,828	7,695,869	13.78
SPAIN	2,053,851	1,292,205	-37.08	2,005,429	1,842,532	-8.12
PORTUGAL	17,793	46,706	162.5	36,111	64,261	77.95
ICELAND	47,798	0	-100	46,130	0	-100
MONTSERRAT	0	17,280	-	0	2,957	-
GREECE	5,289,286	3,878,188	-26.68	1,220,003	812,516	-33.4
HUNGARY	21,633	85,265	294.14	22,713	58,620	158.09
POLAND	1,945,038	1,582,899	-18.62	421,852	396,305	-6.06
ROMANIA	7,173	60,771	747.22	8,845	102,350	1057.15
BULGARIA	36,196	3,369	-90.69	124,913	4,901	-96.08
YUGOSLAVIA	5,261	88,110	1574.78	9,482	18,102	90.91
ALBANIA	0	2,184	-	0	1,138	-
AZERBAIJAN	19	0	-100	37	0	-100
KAZAKHSTAN	0	3	-	0	67	-
UKRAINE	5,999,027	5,326,191	-11.22	1,902,584	1,655,473	-12.99
UZBEKISTAN	1	0	-100	7	0	-100
LITHUANIA	48,749	23,243	-52.32	8,317	5,068	-39.06
LATVIA	20	11,178	55790	114	24,097	21037.72
ESTONIA	220,063	320,953	45.85	56,391	85,085	50.88
GEORGIA	9	47	422.22	60	226	276.67
CROATIA	27,504	1,637	-94.05	8,910	4,255	-52.24
BOSNIA AND HERZEGOVINA	0	24	-	0	35	-
MALTA	68,557	171,383	149.99	43,604	45,610	4.6
SLOVAKIA	46	243,458	529156.52	97	92,103	94851.55
SLOVENIA	3,617	11,014	204.51	3,702	32,082	766.61
CZECH REPUBLIC	14,907	17,385	16.62	165,497	46,021	-72.19
RUSSIA FEDERATION	3,991,917	3,604,000	-9.72	1,698,036	1,576,526	-7.16
-EMAS BATANGAN	12,778	26,491	107.32	151,499,667	441,166,257	191.2
JAPAN	1,273	3,021	137.31	19,563	457,281	2237.48
HONG KONG	1,401	661	-52.82	19,298,246	14,718,934	-23.73
THAILAND	2,758	0	-100	36,155,693	0	-100
SINGAPORE	2,844	12,905	353.76	41,313,218	250,169,328	505.54
MALAYSIA	232	2,047	782.33	4,190,171	39,535,535	843.53
AUSTRALIA	4,270	5,622	31.66	50,522,776	103,460,055	104.78
SWITZERLAND	0	2,235	-	0	32,825,124	-
-PESAWAT UDARA DAN BAGIANNY.	3,122,524	5,012,517	60.53	79,066,775	223,910,881	183.19
JAPAN	23,467	14,700	-37.36	2,684,196	3,108,680	15.81
HONG KONG	59,643	54,081	-9.33	4,856,091	1,962,291	-59.59
KOREA, REPUBLIC OF	2,341	2,313	-1.2	1,055,515	1,234,938	17
TAIWAN	3,721	67,235	1706.91	18,260	7,352	-59.74
CHINA	285	162,557	56937.54	29,915	1,815,513	5968.91
MACAU	2,500	0	-100	350,000	0	-100
PAPUA NEW GUINEA	39	5,652	14392.31	20,448	670,723	3180.14
THAILAND	799,746	464,778	-41.88	7,025,659	4,561,077	-35.08
SINGAPORE	580,365	711,821	22.65	10,457,931	83,336,238	696.87
PHILIPPINES	225	702	212	47,603	541,628	1037.8
MALAYSIA	28,315	439,932	1453.71	7,855,551	47,281,115	501.88
BRUNEI DARUSSALAM	266	183	-31.2	84,441	70,783	-16.17
VIET NAM	0	21,382	-	0	503,450	-
INDIA	2,056	7,692	274.12	1,016,000	501,900	-50.6
PAKISTAN	1,566	1,267	-19.09	1,370,714	1,902,982	38.83
BANGLADESH	8,059	12,000	48.9	1,843,680	1,000,000	-45.76
SRI LANKA	399	120	-69.92	700	1,320	88.57
IRAN (ISLAMIC REPUBLIC OF)	8,960	874	-90.25	2,480,000	30,000	-98.79
SAUDI ARABIA	168	26	-84.52	4,500	151	-96.64
JORDAN	0	1,675	-	0	60,000	-

TABEL 5. PERKEMBANGAN EKSPOR INDONESIA MENURUT KOMODITI DAN NEGARA TUJUAN

JENIS BARANG	BERAT BERSIH (KG)		PERUB	NILAI FOB (US \$)		PERUB
	JAN-OKT 2005	JAN-OKT 2006	%	JAN-OKT 2005	JAN-OKT 2006	%
(1)	(2)	(3)	(4)	(5)	(6)	(7)
YEMEN	260,000	0	-100	4,000,000	0	-100
TURKEY	55,037	2,123	-96.14	1,593,746	948,723	-40.47
UNITED ARAB EMIRATES	5,691	144,979	2447.51	604,057	1,378,138	128.15
BAHRAIN	0	161	-	0	10,177	-
LIBYAN ARAB JAMAHIRIYA	0	150,000	-	0	2,000,000	-
KENYA	1,714	100,383	5756.65	27,600	1,042,275	3676.36
GHANA	0	1,300	-	0	100,000	-
BENIN	0	172	-	0	380	-
SOUTH AFRICA	8,175	107,496	1214.94	538,334	1,528,680	183.96
AUSTRALIA	3,659	217,292	5838.56	1,104,820	2,184,609	97.73
NEW ZEALAND	31,466	6,090	-80.65	7,980	141,296	1670.63
FIJI	192	0	-100	1,230	0	-100
EAST TIMOR	281	0	-100	219	0	-100
UNITED STATES	301,675	588,128	94.95	5,383,044	17,251,192	220.47
CANADA	453	695	53.42	369,900	67,653	-81.71
BRAZIL	777	0	-100	1,160	0	-100
PERU	74	0	-100	1,850	0	-100
FRENCH POLYNESIA	19	0	-100	1,579	0	-100
UNITED KINGDOM	559,077	1,470,555	163.03	12,592,887	25,352,097	101.32
NETHERLANDS	31,941	24,432	-23.51	1,132,722	1,216,317	7.38
FRANCE	13,650	47,980	251.5	750,369	2,557,142	240.78
GERMANY, FED. REP. OF	23,880	38,086	59.49	1,113,740	4,924,344	342.14
AUSTRIA	352	0	-100	10,000	0	-100
BELGIUM	5,505	12,545	127.88	1,215,072	1,548,969	27.48
SWITZERLAND	37,623	11,006	-70.75	438,380	269,594	-38.5
LUXEMBOURG	0	28,000	-	0	4,000,000	-
DENMARK	100	1,218	1118	990	60,696	6030.91
NORWAY	9,210	12,620	37.02	25,000	1,502,500	5910
SWEDEN	39	0	-100	4,475	0	-100
IRELAND	4,661	34,996	650.83	1,004,708	638,473	-36.45
ITALY	2,533	780	-69.21	267,674	99,321	-62.89
SPAIN	187,313	6,569	-96.49	4,105,597	3,594,117	-12.46
PORTUGAL	1,881	0	-100	750	0	-100
GREECE	960	0	-100	771	0	-100
POLAND	518	102	-80.31	1,634	770	-52.88
ROMANIA	10,998	0	-100	532,000	0	-100
BULGARIA	1,824	0	-100	20,000	0	-100
MOLDOVA, REPUBLIC OF	22,300	0	-100	250,000	0	-100
ESTONIA	55	0	-100	550	0	-100
CROATIA	0	65	-	0	100	-
RUSSIA FEDERATION	16,770	35,754	113.2	762,733	2,903,177	280.63
-KAPAL LAUT DAN SEJENISNYA	191,490,762	213,697,227	11.6	168,614,511	298,935,537	77.29
JAPAN	47	57,292	121797.87	5,335	108,734	1938.13
HONG KONG	61,001	0	-100	306,046	0	-100
KOREA, REPUBLIC OF	924,020	26,549	-97.13	906,253	31,355	-96.54
TAIWAN	90	0	-100	120	0	-100
CHINA	0	20,121,228	-	0	11,016,140	-
THAILAND	1,390,951	11,282,656	711.15	341,630	13,427,715	3830.48
SINGAPORE	163,327,578	148,466,178	-9.1	85,568,514	195,496,729	128.47
PHILIPPINES	0	650	-	0	130	-
MALAYSIA	3,635,847	7,257,629	99.61	7,061,431	6,450,312	-8.65
MYANMAR (FORM. BURMA)	3,934,754	0	-100	7,320,000	0	-100
BRUNEI DARUSSALAM	0	5,000	-	0	1,057	-
VIET NAM	107,200	343,160	220.11	151,260	193,176	27.71
INDIA	278,800	398,660	42.99	1,053,602	1,316,779	24.98
PAKISTAN	126	314	149.21	14,927	16,263	8.95
BANGLADESH	479,000	0	-100	137,350	0	-100
SRI LANKA	0	400	-	0	3,267	-
IRAN (ISLAMIC REPUBLIC OF)	0	1,447,061	-	0	116,763	-
SAUDI ARABIA	12,450	200,893	1513.6	33,405	332,544	895.49
KUWAIT	189,000	12,742	-93.26	300,000	168,035	-43.99
TURKEY	524,000	0	-100	239,514	0	-100
UNITED ARAB EMIRATES	2,248,000	3,807,766	69.38	3,534,500	20,631,368	483.71
KENYA	0	8,997	-	0	30,000	-
NIGERIA	100	0	-100	1,020	0	-100
SOUTH AFRICA	561	0	-100	4,019	0	-100
MAURITIUS	0	5,301	-	0	5,721	-
AUSTRALIA	1,820,075	1,284,471	-29.43	3,065,754	17,448,206	469.13
NEW ZEALAND	1,500	0	-100	37,956	0	-100
SOLOMON ISLANDS	0	15,257	-	0	18,478	-
UNITED STATES	3,859	68,172	1666.57	61,812	14,880	-75.93
CANADA	0	236,000	-	0	229,000	-

TABEL 5. PERKEMBANGAN EKSPOR INDONESIA MENURUT KOMODITI DAN NEGARA TUJUAN

JENIS BARANG	BERAT BERSIH (KG)		PERUB	NILAI FOB (US \$)		PERUB
	JAN-OKT 2005	JAN-OKT 2006	%	JAN-OKT 2005	JAN-OKT 2006	%
(1)	(2)	(3)	(4)	(5)	(6)	(7)
PANAMA	3,392,000	0	-100	15,011,565	0	-100
UNITED KINGDOM	124	2,604	2000	1,600	65,789	4011.81
NETHERLANDS	17,776	594,342	3243.51	287,128	6,583,677	2192.94
FRANCE	353	2,012	469.97	2,805	28,633	920.78
GERMANY, FED. REP. OF	85	17,030,079	20035287.06	500	24,700,510	4940002
BELGIUM	51,000	42,000	-17.65	71,695	173,932	142.6
LUXEMBOURG	180	0	-100	336	0	-100
DENMARK	0	440	-	0	16,394	-
FINLAND	0	424	-	0	217	-
ITALY	0	45,000	-	0	117,141	-
SPAIN	275	0	-100	500	0	-100
BULGARIA	0	931,000	-	0	152,092	-
RUSSIA FEDERATION	9,090,010	2,950	-99.97	43,093,934	40,500	-99.91
-PERLENGKAPAN OLAHRAGA DAN	25,908,784	28,126,995	8.56	171,713,750	182,513,548	6.29
JAPAN	1,150,302	959,288	-16.61	16,823,565	17,217,228	2.34
HONG KONG	898,732	262,229	-70.82	3,946,732	1,725,875	-56.27
KOREA, REPUBLIC OF	333,285	474,293	42.31	1,452,171	1,378,916	-5.04
TAIWAN	36,377	24,688	-32.13	232,229	131,658	-43.31
CHINA	392,440	487,516	24.23	3,023,845	3,865,432	27.83
MONGOLIA	5,197	0	-100	39,965	0	-100
PAPUA NEW GUINEA	2,403	4,006	66.71	10,505	14,539	38.4
THAILAND	37,522	47,868	27.57	252,349	218,220	-13.52
SINGAPORE	124,851	719,051	475.93	2,601,134	8,690,856	234.12
PHILIPPINES	180,018	145,542	-19.15	404,092	304,761	-24.58
MALAYSIA	361,308	339,738	-5.97	1,208,213	1,418,058	17.37
CAMBODIA	0	76,590	-	0	29,208	-
BRUNEI DARUSSALAM	396	1,438	263.13	2,397	28,649	1095.2
VIET NAM	13,793	11,395	-17.39	47,808	39,086	-18.24
MALDIVES	2,606	4,625	77.48	7,348	6,731	-8.4
INDIA	96,781	126,879	31.1	539,275	909,448	68.64
PAKISTAN	135,754	221,658	63.28	417,264	629,421	50.84
BANGLADESH	1,545	10,477	578.12	11,544	13,816	19.68
SRI LANKA	183,373	145,020	-20.92	174,886	126,820	-27.48
IRAN (ISLAMIC REPUBLIC OF)	1,766	26,375	1393.49	13,147	61,122	364.91
SAUDI ARABIA	233,953	317,047	35.52	289,673	385,374	33.04
KUWAIT	1,767	10,374	487.1	7,083	60,110	748.65
JORDAN	39,286	74,656	90.03	75,816	178,358	135.25
LEBANON	15,268	19,097	25.08	36,154	42,251	16.86
YEMEN	0	78	-	0	118	-
OMAN	4,284	0	-100	10,322	0	-100
TURKEY	9,182	9,794	6.67	57,247	68,022	18.82
UNITED ARAB EMIRATES	232,233	149,898	-35.45	1,258,095	901,612	-28.34
QATAR	0	549	-	0	10,474	-
BAHRAIN	173	88	-49.13	840	533	-36.55
CYPRUS	6,587	3,816	-42.07	31,036	30,710	-1.05
EGYPT	15,609	12,626	-19.11	100,368	115,974	15.55
MOROCCO	6,492	6,815	4.98	37,473	53,383	42.46
TUNISIA	210	436	107.62	250	2,489	895.6
ALGERIA	0	10,005	-	0	9,108	-
SUDAN	22,476	27,991	24.54	138,514	189,259	36.64
TANZANIA, UNITED REPUBLIC OF	45	0	-100	600	0	-100
KENYA	1,052	0	-100	6,854	0	-100
REUNION	3,759	3,759	0	9,216	9,677	5
MOZAMBIQUE	0	112	-	0	1,440	-
GHANA	184	0	-100	128	0	-100
ANGOLA	1,507	1,501	-0.4	2,819	1,506	-46.58
CAMEROON	298	52	-82.55	415	1,042	151.08
NIGERIA	12,407	6,066	-51.11	8,665	22,254	156.83
BENIN	2,925	579	-80.21	16,958	682	-95.98
SEYCHELLES	0	471	-	0	560	-
UGANDA	205	535	160.98	2,150	3,467	61.26
CENTRAL AFRICAN REPUBLIC	0	664	-	0	6,844	-
NIGER	90	4,861	5301.11	1,100	32,479	2852.64
DJIBOUTI	420	0	-100	535	0	-100
SOUTH AFRICA	55,067	67,718	22.97	260,209	308,710	18.64
ZIMBABWE	587	0	-100	4,549	0	-100
MAURITIUS	1,613	600	-62.8	4,915	11,987	143.89
VIRGIN ISLANDS (BRITISH)	32,446	0	-100	195,575	0	-100
AUSTRALIA	803,423	689,371	-14.2	4,090,848	3,298,412	-19.37
NEW ZEALAND	154,740	197,878	27.88	678,587	782,967	15.38
GUAM	88	92	4.55	1,490	2,055	37.92
FIJI	3,069	3,984	29.81	8,466	16,695	97.2

TABEL 5. PERKEMBANGAN EKSPOR INDONESIA MENURUT KOMODITI DAN NEGARA TUJUAN

JENIS BARANG	BERAT BERSIH (KG)		PERUB	NILAI FOB (US \$)		PERUB
	JAN-OKT 2005	JAN-OKT 2006	%	JAN-OKT 2005	JAN-OKT 2006	%
(1)	(2)	(3)	(4)	(5)	(6)	(7)
TONGA	365	6,365	1643.84	501	14,800	2854.09
EAST TIMOR	5,873	3,302	-43.78	31,104	5,150	-83.44
UNITED STATES	8,109,725	8,965,564	10.55	54,413,595	58,119,918	6.81
CANADA	740,100	502,531	-32.1	3,833,261	3,005,933	-21.58
MEXICO	1,281,864	1,166,889	-8.97	9,223,400	8,325,585	-9.73
GUATEMALA	837	6,902	724.61	12,464	57,700	362.93
PANAMA	12,641	13,797	9.14	125,124	134,951	7.85
CHILE	228,737	198,933	-13.03	1,309,738	1,200,603	-8.33
VENEZUELA	129,545	102,328	-21.01	951,161	830,741	-12.66
ARGENTINA	161,036	182,509	13.33	899,953	1,109,049	23.23
BRAZIL	337,234	574,718	70.42	2,515,159	3,800,559	51.11
COLOMBIA	53,047	55,073	3.82	383,507	377,547	-1.55
BOLIVIA	1,044	1,047	0.29	5,250	5,264	0.27
URUGUAY	5,345	14,191	165.5	31,488	70,934	125.27
ECUADOR	8,938	42,595	376.56	18,841	132,369	602.56
PERU	8,719	30,232	246.74	67,007	239,848	257.94
BELIZE	1,396	83	-94.05	1,475	1,365	-7.46
DOMINICAN REPUBLIC	991	0	-100	7,348	0	-100
EL SALVADOR	13,848	25,270	82.48	98,696	238,383	141.53
COSTA RICA	17,685	1,513	-91.44	57,892	12,893	-77.73
NETHERLANDS ANTILLES	0	2	-	0	12	-
UNITED KINGDOM	2,285,328	2,919,835	27.76	12,937,723	14,479,877	11.92
NETHERLANDS	1,316,652	883,934	-32.87	9,477,695	6,071,293	-35.94
FRANCE	1,851,189	1,347,682	-27.2	12,244,855	8,597,782	-29.78
GERMANY, FED. REP. OF	1,386,688	2,698,079	94.57	9,839,288	14,763,585	50.05
AUSTRIA	60,308	95,658	58.62	494,683	739,879	49.57
BELGIUM	145,761	223,657	53.44	1,141,906	1,528,814	33.88
SWITZERLAND	223,465	70,839	-68.3	599,920	367,711	-38.71
DENMARK	80,471	79,060	-1.75	204,725	252,118	23.15
NORWAY	48,212	43,075	-10.66	176,847	228,150	29.01
SWEDEN	265,709	312,473	17.6	923,825	1,223,820	32.47
FINLAND	65,449	65,904	0.7	203,867	252,553	23.88
IRELAND	17,387	26,752	53.86	90,987	112,831	24.01
ITALY	666,583	622,186	-6.66	4,807,842	4,374,108	-9.02
SPAIN	95,850	109,415	14.15	659,226	847,285	28.53
PORTUGAL	0	878	-	0	9,420	-
ICELAND	2,905	2,632	-9.4	22,154	21,927	-1.02
GREECE	43,968	32,319	-26.49	222,425	145,557	-34.56
HUNGARY	404	38,524	9435.64	9,960	228,334	2192.51
POLAND	25,414	53,024	108.64	207,844	400,756	92.82
ROMANIA	96,805	19,008	-80.36	1,007,743	46,112	-95.42
BULGARIA	2,096	0	-100	10,915	0	-100
YUGOSLAVIA	279	2,152	671.33	4,762	25,782	441.41
BELARUS	0	1,261	-	0	11,941	-
UKRAINE	27,590	41,911	51.91	209,325	365,919	74.81
UZBEKISTAN	0	9,588	-	0	27,358	-
LITHUANIA	640	4,212	558.13	8,120	49,748	512.66
LATVIA	779	5,792	643.52	13,374	61,721	361.5
GEORGIA	8	0	-100	189	0	-100
CROATIA	27,347	51,158	87.07	57,821	110,075	90.37
MALTA	630	4,681	643.02	7,589	19,639	158.78
SLOVAKIA	2,713	11,811	335.35	24,473	94,762	287.21
SLOVENIA	23,743	8,021	-66.22	70,988	19,368	-72.72
CZECH REPUBLIC	7,782	370,582	4662.04	46,478	2,695,480	5699.48
RUSSIA FEDERATION	397,765	366,859	-7.77	3,453,818	3,297,843	-4.52
-PENA DAN PENSIL	7,437,412	8,254,583	10.99	48,857,965	54,440,792	11.43
JAPAN	215,082	358,731	66.79	2,285,435	4,093,511	79.11
HONG KONG	72,377	70,110	-3.13	605,629	559,383	-7.64
KOREA, DEMOCRATIC PEOPLE'S R	0	3	-	0	14	-
KOREA, REPUBLIC OF	24,040	32,861	36.69	240,849	323,235	34.21
TAIWAN	52,692	26,349	-49.99	285,641	227,906	-20.21
CHINA	17,783	91,240	413.07	142,252	692,266	386.65
PAPUA NEW GUINEA	13,854	1,723	-87.56	18,529	15,235	-17.78
THAILAND	117,897	157,758	33.81	808,098	1,197,688	48.21
SINGAPORE	157,583	140,069	-11.11	1,292,697	1,013,995	-21.56
PHILIPPINES	81,355	95,035	16.82	473,788	587,392	23.98
MALAYSIA	222,305	316,520	42.38	1,867,502	2,868,381	53.59
CAMBODIA	2,021	175	-91.34	6,472	94	-98.55
BRUNEI DARUSSALAM	205	545	165.85	465	820	76.34
VIET NAM	7,421	4,273	-42.42	82,122	52,623	-35.92
MALDIVES	385	9,196	2288.57	798	58,452	7224.81
INDIA	7,453	6,154	-17.43	84,224	82,714	-1.79

TABEL 5. PERKEMBANGAN EKSPOR INDONESIA MENURUT KOMODITI DAN NEGARA TUJUAN

JENIS BARANG	BERAT BERSIH (KG)		PERUB	NILAI FOB (US \$)		PERUB
	JAN-OKT 2005	JAN-OKT 2006	%	JAN-OKT 2005	JAN-OKT 2006	%
(1)	(2)	(3)	(4)	(5)	(6)	(7)
PAKISTAN	13,688	14,009	2.35	96,370	93,489	-2.99
BANGLADESH	33,413	44,919	34.44	289,084	410,546	42.02
SRI LANKA	4,012	868	-78.36	25,914	2,204	-91.49
IRAN (ISLAMIC REPUBLIC OF)	194,896	227,236	16.59	1,171,711	1,446,055	23.41
SAUDI ARABIA	273,760	374,810	36.91	1,747,826	2,925,473	67.38
KUWAIT	13,584	10,348	-23.82	140,129	116,030	-17.2
JORDAN	649	841	29.58	7,122	4,768	-33.05
LEBANON	42,669	24,824	-41.82	190,560	177,454	-6.88
YEMEN	1,830	0	-100	10,530	0	-100
SYRIA ARAB REPUBLIC	2,120	16,843	694.48	8,702	76,071	774.18
TURKEY	85,877	122,135	42.22	545,960	653,014	19.61
UNITED ARAB EMIRATES	73,053	94,449	29.29	625,978	798,310	27.53
QATAR	12,049	15,201	26.16	135,335	161,819	19.57
BAHRAIN	4,953	4,862	-1.84	53,734	56,681	5.48
CYPRUS	0	204	-	0	1,442	-
EGYPT	65,524	163,889	150.12	419,570	919,192	119.08
LIBYAN ARAB JAMAHIRIYA	282	0	-100	6,507	0	-100
MOROCCO	5,375	5,713	6.29	41,624	55,515	33.37
ETHIOPIA	0	256	-	0	400	-
MADAGASCAR	0	117	-	0	45	-
REUNION	8	0	-100	11	0	-100
COTE D'IVOIRE	76,999	101,950	32.4	49,722	65,700	32.13
GAMBIA	0	240	-	0	459	-
SEYCHELLES	645	82	-87.29	187	98	-47.59
SOUTH AFRICA	9,078	10,945	20.57	78,973	160,062	102.68
AUSTRALIA	357,726	456,039	27.48	2,650,773	3,050,999	15.1
NEW ZEALAND	40,436	26,808	-33.7	375,513	234,332	-37.6
FIJI	15	198	1220	103	1,302	1164.08
SOLOMON ISLANDS	13,047	0	-100	15,465	0	-100
TONGA	319	0	-100	561	0	-100
EAST TIMOR	4,437	21	-99.53	1,564	6	-99.62
UNITED STATES	3,157,029	3,210,000	1.68	18,376,877	17,344,000	-5.62
CANADA	42,228	33,925	-19.66	488,192	474,610	-2.78
MEXICO	230,819	304,769	32.04	1,437,107	1,877,126	30.62
GUATEMALA	9,449	0	-100	56,195	0	-100
PANAMA	6,939	0	-100	5,670	0	-100
CUBA	0	730	-	0	576	-
CHILE	485	495	2.06	7,569	7,662	1.23
VENEZUELA	38,777	48,354	24.7	259,337	257,444	-0.73
ARGENTINA	4,452	5,065	13.77	55,033	62,739	14
BRAZIL	33,865	9,359	-72.36	196,041	55,229	-71.83
COLOMBIA	187,835	200,094	6.53	1,162,513	1,067,372	-8.18
BOLIVIA	26	0	-100	82	0	-100
ECUADOR	5,705	5,500	-3.59	40,963	31,036	-24.23
PERU	0	15,044	-	0	103,080	-
UNITED KINGDOM	182,055	190,447	4.61	1,603,429	1,861,307	16.08
NETHERLANDS	610,859	596,130	-2.41	3,431,010	3,149,204	-8.21
FRANCE	8,615	108,693	1161.67	32,904	562,557	1609.69
GERMANY, FED. REP. OF	277,889	238,441	-14.2	1,786,860	1,792,789	0.33
BELGIUM	7,654	1,323	-82.71	59,738	9,864	-83.49
DENMARK	12,347	16,531	33.89	105,615	141,633	34.1
NORWAY	36,544	20,812	-43.05	370,708	221,625	-40.22
SWEDEN	76,530	69,902	-8.66	796,958	726,032	-8.9
FINLAND	0	2,516	-	0	29,924	-
IRELAND	38,351	24,806	-35.32	400,524	257,891	-35.61
ITALY	42,843	55,107	28.63	418,390	561,417	34.19
SPAIN	54,333	32,451	-40.27	414,426	306,913	-25.94
ICELAND	0	1,070	-	0	8,366	-
HUNGARY	1,425	1,315	-7.72	31,328	21,901	-30.09
TAJIKISTAN	11	0	-100	217	0	-100
LATVIA	253	211	-16.6	5,083	5,635	10.86
CZECH REPUBLIC	47,197	32,944	-30.2	431,167	317,685	-26.32
-BATU SEMI PERMATA	1,058	52,855	4895.75	8,794	573,360	6419.9
JAPAN	186	22	-88.17	3,779	143,191	3689.12
HONG KONG	9	731	8022.22	96	132,776	138208.33
CHINA	0	16,598	-	0	118,402	-
THAILAND	0	3	-	0	3,335	-
UNITED STATES	808	35,300	4268.81	4,831	170,206	3423.2
CANADA	2	0	-100	41	0	-100
BRAZIL	53	0	-100	47	0	-100
UNITED KINGDOM	0	2	-	0	65	-
GERMANY, FED. REP. OF	0	199	-	0	5,385	-

TABEL 5. PERKEMBANGAN EKSPOR INDONESIA MENURUT KOMODITI DAN NEGARA TUJUAN

JENIS BARANG	BERAT BERSIH (KG)		PERUB	NILAI FOB (US \$)		PERUB
	JAN-OKT 2005	JAN-OKT 2006	%	JAN-OKT 2005	JAN-OKT 2006	%
(1)	(2)	(3)	(4)	(5)	(6)	(7)
-KOPER, TAS, DOMPET PLASTIK/TE	8,655,804	6,967,260	-19.51	39,106,925	36,460,532	-6.77
JAPAN	871,197	607,808	-30.23	5,762,017	4,182,043	-27.42
HONG KONG	49,564	43,038	-13.17	861,245	747,661	-13.19
KOREA, REPUBLIC OF	25,547	11,413	-55.33	75,312	37,681	-49.97
TAIWAN	36,804	48,775	32.53	132,029	101,376	-23.22
CHINA	185,756	75,742	-59.23	397,176	161,373	-59.37
PAPUA NEW GUINEA	3,658	8,773	139.83	8,925	20,459	129.23
THAILAND	179,405	100,729	-43.85	239,884	157,922	-34.17
SINGAPORE	272,100	194,149	-28.65	820,691	812,771	-0.97
PHILIPPINES	11,964	19,104	59.68	28,454	120,913	324.94
MALAYSIA	291,648	165,017	-43.42	499,729	458,866	-8.18
BRUNEI DARUSSALAM	494	3,019	511.13	3,808	12,567	230.02
NEPAL	24	0	-100	90	0	-100
VIET NAM	116	92	-20.69	1,994	80	-95.99
MALDIVES	5,851	7,953	35.93	19,108	17,806	-6.81
INDIA	297,684	200,281	-32.72	1,086,368	604,580	-44.35
PAKISTAN	5,394	3,873	-28.2	5,937	18,760	215.98
BANGLADESH	86,442	58,999	-31.75	225,977	153,773	-31.95
SRI LANKA	2,594	0	-100	4,184	0	-100
IRAN (ISLAMIC REPUBLIC OF)	5,124	6,084	18.74	7,015	6,812	-2.89
SAUDI ARABIA	29,067	59,802	105.74	198,656	218,400	9.94
KUWAIT	2,489	0	-100	12,257	0	-100
JORDAN	1	65	6400	17	2,290	13370.59
LEBANON	4	11,796	294800	213	42,738	19964.79
SYRIA ARAB REPUBLIC	0	5,956	-	0	14,838	-
TURKEY	3,284	9,363	185.11	9,649	27,859	188.72
UNITED ARAB EMIRATES	535,031	401,954	-24.87	2,464,626	1,656,614	-32.78
QATAR	55	6,772	12212.73	5,190	13,919	168.19
BAHRAIN	2,961	0	-100	7,773	0	-100
CYPRUS	18	66	266.67	107	195	82.24
EGYPT	12,265	12,159	-0.86	59,126	71,515	20.95
TUNISIA	842	0	-100	5,000	0	-100
ALGERIA	6	50	733.33	33	346	948.48
MADAGASCAR	34	990	2811.76	107	997	831.78
KENYA	1,352	1,056	-21.89	3,517	5,082	44.5
REUNION	410	1,352	229.76	2,026	7,273	258.98
MOZAMBIQUE	2	264	13100	10	1,218	12080
GHANA	357	736	106.16	590	1,653	180.17
ANGOLA	0	1,880	-	0	7,476	-
NIGERIA	3,954	71	-98.2	19,786	888	-95.51
GABON	0	1,474	-	0	1,680	-
SEYCHELLES	497	13	-97.38	1,394	971	-30.34
SOUTH AFRICA	29,861	58,118	94.63	54,787	127,002	131.81
ZIMBABWE	445	0	-100	363	0	-100
ZAMBIA	0	78	-	0	484	-
COMOROS	1,084	0	-100	2,600	0	-100
MAURITIUS	223	1,701	662.78	589	4,237	619.35
VIRGIN ISLANDS (BRITISH)	626	818	30.67	3,522	3,766	6.93
AUSTRALIA	177,466	71,037	-59.97	350,503	379,470	8.26
NEW ZEALAND	10,882	7,533	-30.78	34,032	39,743	16.78
MICRONESIA, FEDERATED STATES	0	97	-	0	386	-
GUAM	451	925	105.1	2,108	13,814	555.31
NEW CALEDONIA	3,084	5,723	85.57	47,620	11,734	-75.36
NORTHERN MARIANA ISLANDS	45	528	1073.33	1,948	2,138	9.75
VANUATU	249	4,931	1880.32	262	6,253	2286.64
WALLIS AND FUTUNA ISLANDS	25	0	-100	27	0	-100
AMERICAN SAMOA	18	0	-100	105	0	-100
COOK ISLANDS	1,025	593	-42.15	3,603	4,793	33.03
FIJI	2,782	1,307	-53.02	13,315	3,098	-76.73
KIRIBATI	0	552	-	0	760	-
SOLOMON ISLANDS	0	864	-	0	864	-
TONGA	1	0	-100	1	0	-100
EAST TIMOR	523	0	-100	452	0	-100
UNITED STATES	2,152,148	2,023,757	-5.97	10,927,843	9,996,283	-8.52
CANADA	66,079	37,432	-43.35	229,235	185,242	-19.19
MEXICO	162,399	66,839	-58.84	658,246	339,850	-48.37
GUATEMALA	1,249	0	-100	1,417	0	-100
PANAMA	42,951	20,488	-52.3	72,708	46,856	-35.56
CHILE	20,419	6,654	-67.41	39,636	15,336	-61.31
VENEZUELA	728	49	-93.27	1,439	701	-51.29
ARGENTINA	25,734	19,988	-22.33	45,367	52,393	15.49
BRAZIL	61,002	59,682	-2.16	118,518	94,610	-20.17

TABEL 5. PERKEMBANGAN EKSPOR INDONESIA MENURUT KOMODITI DAN NEGARA TUJUAN

JENIS BARANG	BERAT BERSIH (KG)		PERUB	NILAI FOB (US \$)		PERUB
	JAN-OKT 2005	JAN-OKT 2006	%	JAN-OKT 2005	JAN-OKT 2006	%
	(1)	(2)	(3)	(4)	(5)	(6)
COLOMBIA	3,371	770	-77.16	19,308	2,604	-86.51
URUGUAY	6,126	6,831	11.51	13,992	17,514	25.17
ECUADOR	4,241	6,252	47.42	7,510	12,992	73
PERU	4,812	10	-99.79	2,444	273	-88.83
TRINIDAD AND TOBAGO	0	14	-	0	396	-
BAHAMAS	237	1,990	739.66	1,672	6,046	261.6
JAMAICA	620	0	-100	15,950	0	-100
PUERTO RICO	368	1,152	213.04	3,055	14,331	369.1
DOMINICAN REPUBLIC	2,019	31	-98.46	750	347	-53.73
EL SALVADOR	0	1	-	0	15	-
COSTA RICA	4,940	2,147	-56.54	19,393	6,650	-65.71
BARBADOS	0	42	-	0	662	-
ANTIGUA AND BARBUDA	0	136	-	0	1,339	-
BERMUDA	930	107	-88.49	5,931	1,402	-76.36
FRENCH POLYNESIA	1,817	3,624	99.45	7,046	13,201	87.35
GRENADA	295	0	-100	767	0	-100
MARTINIQUE	1,375	986	-28.29	4,104	3,728	-9.16
NETHERLANDS ANTILLES	259	778	200.39	2,379	6,348	166.83
SAINT LUCIA	0	12	-	0	204	-
GUADELOUPE	334	999	199.1	917	4,681	410.47
UNITED KINGDOM	336,212	311,483	-7.36	870,020	1,189,147	36.68
NETHERLANDS	391,595	273,716	-30.1	4,596,213	4,070,628	-11.44
FRANCE	121,948	79,333	-34.95	379,132	906,466	139.09
GERMANY, FED. REP. OF	351,357	253,643	-27.81	1,733,901	1,339,359	-22.75
AUSTRIA	15,041	10,670	-29.06	43,217	50,191	16.14
BELGIUM	775,802	749,569	-3.38	1,778,275	2,995,221	68.43
SWITZERLAND	2,540	8,394	230.47	29,531	47,848	62.03
DENMARK	8,598	3,671	-57.3	17,061	5,012	-70.62
NORWAY	11,021	6,666	-39.52	180,612	119,740	-33.7
SWEDEN	109,555	12,432	-88.65	80,644	112,628	39.66
FINLAND	3,673	1,482	-59.65	16,491	9,058	-45.07
IRELAND	17,453	14,904	-14.6	33,383	26,848	-19.58
ITALY	469,249	449,221	-4.27	2,500,729	3,065,785	22.6
SPAIN	310,411	277,016	-10.76	1,096,863	1,292,761	17.86
PORTUGAL	1,332	3,256	144.44	5,866	7,028	19.81
GREECE	7,360	17,261	134.52	21,708	66,833	207.87
HUNGARY	1,343	795	-40.8	3,095	3,221	4.07
POLAND	23	146	534.78	440	1,001	127.5
BULGARIA	124	3,987	3115.32	2,153	9,018	318.86
YUGOSLAVIA	0	2	-	0	31	-
KAZAKHSTAN	0	10	-	0	142	-
UKRAINE	0	74	-	0	105	-
ESTONIA	0	875	-	0	1,207	-
GEORGIA	23	0	-100	288	0	-100
CROATIA	124	472	280.65	468	1,120	139.32
MALTA	1,309	11	-99.16	1,670	88	-94.73
SLOVAKIA	33	115	248.48	450	469	4.22
SLOVENIA	195	230	17.95	3,481	440	-87.36
CZECH REPUBLIC	2,207	100	-95.47	21,291	1,326	-93.77
RUSSIA FEDERATION	38	1,482	3800	4,459	23,870	435.32
-BARANG DARI LOGAM MULIA	207,180	335,441	61.91	70,774,753	71,496,780	1.02
JAPAN	7,013	6,129	-12.61	447,371	269,200	-39.83
HONG KONG	755	5,599	641.59	457,050	408,598	-10.6
KOREA, REPUBLIC OF	1	1,256	125500	15	13,176	87740
TAIWAN	158	0	-100	470	0	-100
CHINA	79	66	-16.46	1,971	230	-88.33
PAPUA NEW GUINEA	0	47	-	0	58	-
THAILAND	5,115	11,776	130.22	503,814	1,589,532	215.5
SINGAPORE	89,496	130,158	45.43	11,752,575	13,459,078	14.52
PHILIPPINES	174	130	-25.29	1,911	1,670	-12.61
MALAYSIA	91	481	428.57	19,738	19,074	-3.36
BRUNEI DARUSSALAM	0	21	-	0	88	-
MALDIVES	0	9	-	0	163	-
INDIA	1	0	-100	1,360	0	-100
OMAN	0	2	-	0	6	-
TURKEY	482	2,094	334.44	108,243	711,156	557
UNITED ARAB EMIRATES	1,306	912	-30.17	11,843,916	8,895,620	-24.89
CYPRUS	128	573	347.66	31,517	34,333	8.93
NAMIBIA	397	0	-100	951	0	-100
TANZANIA, UNITED REPUBLIC OF	0	456	-	0	1,743	-
REUNION	176	227	28.98	602	3,276	444.19
SIERRA LEONE	11	0	-100	535	0	-100
U.S. VIRGIN ISLANDS	0	32	-	0	18,116	-

TABEL 5. PERKEMBANGAN EKSPOR INDONESIA MENURUT KOMODITI DAN NEGARA TUJUAN

JENIS BARANG	BERAT BERSIH (KG)		PERUB	NILAI FOB (US \$)		PERUB
	JAN-OKT 2005	JAN-OKT 2006	%	JAN-OKT 2005	JAN-OKT 2006	%
(1)	(2)	(3)	(4)	(5)	(6)	(7)
SOUTH AFRICA	355	665	87.32	648	19,859	2964.66
MAURITIUS	3	0	-100	260	0	-100
VIRGIN ISLANDS (BRITISH)	0	319	-	0	1,832	-
AUSTRALIA	13,294	6,362	-52.14	464,371	316,033	-31.94
NEW ZEALAND	1,368	1,393	1.83	25,288	73,182	189.39
PALAU	0	26	-	0	185	-
NEW CALEDONIA	236	119	-49.58	1,076	277	-74.26
NORTHERN MARIANA ISLANDS	10	5	-50	87	217	149.43
FIJI	0	31	-	0	12	-
UNITED STATES	49,480	101,711	105.56	40,259,089	40,514,247	0.63
CANADA	707	4,660	559.12	59,232	102,264	72.65
MEXICO	0	77	-	0	350	-
BRAZIL	32	0	-100	5,277	0	-100
COLOMBIA	0	172	-	0	267	-
URUGUAY	401	0	-100	1,735	0	-100
BAHAMAS	0	27	-	0	548	-
PUERTO RICO	0	7	-	0	3,285	-
BELIZE	0	399	-	0	1,000	-
DOMINICAN REPUBLIC	0	502	-	0	1,419	-
ANTIGUA AND BARBUDA	6	21	250	214	210	-1.87
BERMUDA	88	95	7.95	687	670	-2.47
FRENCH POLYNESIA	44	24	-45.45	89	516	479.78
MARTINIQUE	7	0	-100	90	0	-100
NETHERLANDS ANTILLES	46	47	2.17	1,195	1,844	54.31
GUADELOUPE	8	0	-100	2,213	0	-100
UNITED KINGDOM	5,494	10,913	98.63	927,987	773,282	-16.67
NETHERLANDS	15,168	23,328	53.8	482,125	789,924	63.84
FRANCE	1,517	2,784	83.52	61,702	38,547	-37.53
GERMANY, FED. REP. OF	2,800	4,847	73.11	1,471,300	1,539,171	4.61
AUSTRIA	123	26	-78.86	27,720	8,781	-68.32
BELGIUM	448	346	-22.77	19,373	1,370	-92.93
SWITZERLAND	737	584	-20.76	361,469	314,772	-12.92
DENMARK	260	201	-22.69	425,292	386,109	-9.21
NORWAY	570	715	25.44	176,307	159,995	-9.25
SWEDEN	461	195	-57.7	10,361	11,386	9.89
FINLAND	0	124	-	0	873	-
IRELAND	40	1	-97.5	11,550	483	-95.82
ITALY	5,721	4,853	-15.17	667,536	755,946	13.24
SPAIN	1,640	3,483	112.38	68,058	129,513	90.3
PORTUGAL	74	151	104.05	650	1,512	132.62
ICELAND	8	11	37.5	11,644	14,903	27.99
GREECE	132	363	175	2,730	10,013	266.78
HUNGARY	30	0	-100	1,923	0	-100
POLAND	1	28	2700	11,208	11,496	2.57
YUGOSLAVIA	0	2	-	0	22	-
ESTONIA	4	0	-100	4,153	0	-100
MALTA	409	5,788	1315.16	10,479	60,896	481.12
SLOVAKIA	43	25	-41.86	1,269	298	-76.52
SLOVENIA	3	3	0	1,340	1,522	13.58
CZECH REPUBLIC	10	0	-100	14,288	0	-100
RUSSIA FEDERATION	19	40	110.53	10,699	22,632	111.53
-PETI KEMAS	50,559,733	22,613,704	-55.27	54,496,905	23,063,548	-57.68
JAPAN	52,027	0	-100	763,850	0	-100
HONG KONG	0	28,981	-	0	167,640	-
TAIWAN	3,402,000	0	-100	3,721,500	0	-100
PAPUA NEW GUINEA	0	4,670	-	0	2,172	-
THAILAND	32,422	6,222	-80.81	15,000	27,781	85.21
SINGAPORE	535,840	883,010	64.79	1,207,593	618,710	-48.77
MALAYSIA	172,878	76,839	-55.55	338,950	322,150	-4.96
MYANMAR (FORM. BURMA)	62,077	0	-100	23,892	0	-100
VIET NAM	0	26,227	-	0	109,337	-
INDIA	0	127,999	-	0	52,489	-
UNITED ARAB EMIRATES	1,729	155,775	8909.54	2,500	208,620	8244.8
NIGERIA	0	10,000	-	0	4,777	-
SOUTH AFRICA	0	29,689	-	0	26,800	-
AUSTRALIA	8,000	17,194	114.93	91,003	51,589	-43.31
EAST TIMOR	10,050	1,636	-83.72	38,474	45	-99.88
UNITED STATES	5,326,000	6,404,271	20.25	4,980,000	6,558,900	31.7
PANAMA	378,000	0	-100	356,000	0	-100
BARBADOS	1,390,000	4,609,000	231.58	1,197,500	3,502,000	192.44
BERMUDA	1,390,000	756,000	-45.61	1,121,000	706,600	-36.97
UNITED KINGDOM	1,395,360	202,191	-85.51	1,246,000	423,888	-65.98
GERMANY, FED. REP. OF	9,117,252	7,384,000	-19.01	13,513,952	8,705,050	-35.58
DENMARK	15,760,000	0	-100	15,719,500	0	-100
MALTA	11,509,000	1,890,000	-83.58	10,131,500	1,575,000	-84.45

TABEL 5. PERKEMBANGAN EKSPOR INDONESIA MENURUT KOMODITI DAN NEGARA TUJUAN

JENIS BARANG	BERAT BERSIH (KG)		PERUB	NILAI FOB (US \$)		PERUB
	JAN-OKT 2005	JAN-OKT 2006	%	JAN-OKT 2005	JAN-OKT 2006	%
(1)	(2)	(3)	(4)	(5)	(6)	(7)
RUSSIA FEDERATION	17,098	0	-100	28,691	0	-100
-KOMPUTER DAN BAGIANNYA	92,922,268	85,109,915	-8.41	1,517,211,182	1,447,280,854	-4.61
JAPAN	11,986,033	7,482,149	-37.58	313,452,239	191,107,880	-39.03
HONG KONG	3,039,114	5,815,264	91.35	56,827,510	115,854,968	103.87
KOREA, REPUBLIC OF	679,570	1,883,459	177.15	9,819,823	38,563,729	292.71
TAIWAN	1,489,590	2,104,637	41.29	22,091,674	40,026,356	81.18
CHINA	4,534,389	4,921,492	8.54	79,395,098	111,459,702	40.39
PAPUA NEW GUINEA	136	1,008	641.18	387	30,414	7758.91
THAILAND	1,132,895	2,376,866	109.8	15,221,168	38,773,563	154.73
SINGAPORE	8,669,893	9,347,506	7.82	215,736,557	200,916,476	-6.87
PHILIPPINES	979,106	937,608	-4.24	12,703,050	10,158,719	-20.03
MALAYSIA	807,520	1,577,912	95.4	10,495,221	29,967,959	185.54
CAMBODIA	0	717	-	0	2,305	-
BRUNEI DARUSSALAM	1,249	50	-96	366,168	70	-99.98
VIET NAM	121,244	135,626	11.86	1,201,145	1,456,451	21.26
MALDIVES	1,939	0	-100	8,956	0	-100
INDIA	1,914,865	2,075,193	8.37	25,696,177	28,733,142	11.82
PAKISTAN	51,669	30,471	-41.03	872,903	518,303	-40.62
BANGLADESH	6,074	14,271	134.95	100,410	213,334	112.46
SRI LANKA	17,476	12,776	-26.89	169,029	49,142	-70.93
IRAN (ISLAMIC REPUBLIC OF)	0	35,888	-	0	761,157	-
SAUDI ARABIA	13,592	11,356	-16.45	66,570	201,472	202.65
KUWAIT	0	6,202	-	0	170,096	-
JORDAN	24,426	11,249	-53.95	870,286	130,420	-85.01
LEBANON	0	10,166	-	0	160,516	-
YEMEN	600	0	-100	2,500	0	-100
SYRIA ARAB REPUBLIC	0	30,136	-	0	437,841	-
TURKEY	193,699	385,002	98.76	1,325,493	7,378,278	456.64
UNITED ARAB EMIRATES	1,407,159	1,048,611	-25.48	14,757,317	13,907,478	-5.76
QATAR	0	300	-	0	1,970	-
EGYPT	77,914	90,460	16.1	493,195	1,417,575	187.43
LIBYAN ARAB JAMAHIRIYA	1,473	10,656	623.42	28,211	167,240	492.82
MOROCCO	24,556	0	-100	148,298	0	-100
TUNISIA	2,293	1,435	-37.42	42,102	28,617	-32.03
ALGERIA	134,185	32,390	-75.86	955,969	332,746	-65.19
ETHIOPIA	0	766	-	0	7,850	-
TANZANIA, UNITED REPUBLIC OF	0	415	-	0	430	-
KENYA	0	789	-	0	400	-
BOTSWANA	0	117	-	0	23	-
GHANA	1,579	1,042	-34.01	1,605	1,187	-26.04
ANGOLA	603	0	-100	800	0	-100
CONGO	573	0	-100	220	0	-100
CAMEROON	2,810	0	-100	22,100	0	-100
NIGERIA	74,750	29,153	-61	184,209	128,628	-30.17
BENIN	19,200	46,800	143.75	14,400	24,800	72.22
UGANDA	0	927	-	0	619	-
SOUTH AFRICA	47,358	53,691	13.37	943,295	1,392,491	47.62
ZIMBABWE	0	130	-	0	130	-
ZAMBIA	0	59	-	0	12	-
MALAWI	0	60	-	0	60	-
AUSTRALIA	978,661	1,279,038	30.69	16,897,757	18,210,990	7.77
NEW ZEALAND	352	23,855	6676.99	4,500	277,678	6070.62
PALAU	0	1	-	0	2	-
AMERICAN SAMOA	0	124	-	0	1,345	-
SOLOMON ISLANDS	0	150	-	0	450	-
EAST TIMOR	35,554	8,318	-76.6	177,771	4,289	-97.59
UNITED STATES	19,982,003	11,453,374	-42.68	301,453,956	178,574,417	-40.76
CANADA	20,776	118,105	468.47	364,914	1,719,250	371.14
MEXICO	2,381,127	2,160,455	-9.27	37,799,197	31,387,908	-16.96
GUATEMALA	0	17,043	-	0	419,145	-
PANAMA	24	99	312.5	85	722	749.41
CHILE	579,803	939,856	62.1	7,367,166	10,914,998	48.16
VENEZUELA	330,473	351,194	6.27	4,269,826	4,153,223	-2.73
ARGENTINA	911,162	905,089	-0.67	12,048,850	11,095,775	-7.91
BRAZIL	2,727,341	2,062,997	-24.36	24,883,535	20,046,091	-19.44
COLOMBIA	200,090	388,771	94.3	2,447,377	4,183,480	70.94
URUGUAY	10,484	370	-96.47	3,650	80	-97.81
ECUADOR	236	188	-20.34	2,778	6,068	118.43
PERU	189,446	302,917	59.9	2,335,070	3,430,402	46.91
COSTA RICA	123,350	196,848	59.58	1,609,482	2,372,851	47.43
NETHERLANDS ANTILLES	3,073	86	-97.2	14,878	30,437	104.58
UNITED KINGDOM	139,578	321,299	130.19	4,076,106	6,811,238	67.1
NETHERLANDS	14,479,537	13,349,778	-7.8	203,453,661	201,096,208	-1.16
FRANCE	929	828	-10.87	17,551	20,478	16.68
GERMANY, FED. REP. OF	3,208,708	2,503,523	-21.98	44,860,909	32,261,462	-28.09

TABEL 5. PERKEMBANGAN EKSPOR INDONESIA MENURUT KOMODITI DAN NEGARA TUJUAN

JENIS BARANG	BERAT BERSIH (KG)		PERUB	NILAI FOB (US \$)		PERUB
	JAN-OKT 2005	JAN-OKT 2006	%	JAN-OKT 2005	JAN-OKT 2006	%
	(1)	(2)	(3)	(4)	(5)	(6)
AUSTRIA	15	8	-46.67	85	234	175.29
BELGIUM	20	13,391	66855	882	401,359	45405.56
SWITZERLAND	760	356	-53.16	30,589	29,305	-4.2
DENMARK	0	578	-	0	25,684	-
NORWAY	0	100	-	0	700	-
SWEDEN	106	16	-84.91	250	633	153.2
FINLAND	130,913	389,874	197.81	2,996,090	5,362,477	78.98
IRELAND	427,934	434,214	1.47	9,371,134	15,334,674	63.64
ITALY	1,461	3,152	115.74	12,969	184,618	1323.53
SPAIN	1,499	379	-74.72	9,615	12,680	31.88
PORTUGAL	0	39	-	0	10,111	-
GREECE	0	488	-	0	32,209	-
CZECHOSLOVAKIA	1,146	0	-100	440	0	-100
HUNGARY	4,680,402	1,678,213	-64.14	30,538,046	29,632,622	-2.96
POLAND	4	8,639	215875	10	210,404	2103940
TURKMENISTAN	127	0	-100	2,832	0	-100
UZBEKISTAN	0	5,348	-	0	121,087	-
SLOVAKIA	52,320	8,420	-83.91	770,197	159,660	-79.27
SLOVENIA	3,471,702	5,446,142	56.87	19,473,135	30,451,032	56.37
CZECH REPUBLIC	384,638	211,447	-45.03	5,793,339	3,807,829	-34.27
RUSSIA FEDERATION	6,982	0	-100	108,465	0	-100
-KENDARAAN BERMOTOR RODA 2	2,766,087	3,350,425	21.13	23,529,211	25,158,309	6.92
JAPAN	68,566	59,495	-13.23	853,354	839,981	-1.57
HONG KONG	623	328	-47.35	14,090	1,430	-89.85
TAIWAN	365	849	132.6	4,014	9,329	132.41
CHINA	1,774	801	-54.85	11,821	11,306	-4.36
THAILAND	5,184	35,280	580.56	34,292	719,728	1998.82
SINGAPORE	7,255	1,055	-85.46	56,640	6,697	-88.18
PHILIPPINES	801,564	1,560,524	94.68	6,130,012	11,839,390	93.14
MALAYSIA	1,348	68,142	4955.04	9,698	125,865	1197.84
VIET NAM	117,459	41,730	-64.47	1,457,493	459,518	-68.47
MALDIVES	550	5,037	815.82	4,205	39,684	843.73
INDIA	2,038	8,291	306.82	26,467	131,772	397.87
PAKISTAN	14,985	16,717	11.56	121,757	103,201	-15.24
SRI LANKA	138	0	-100	1,617	0	-100
SAUDI ARABIA	20,000	0	-100	228,000	0	-100
JORDAN	0	11,000	-	0	75,000	-
UNITED ARAB EMIRATES	0	2,550	-	0	9,040	-
CYPRUS	0	200	-	0	842	-
EGYPT	78,336	7,500	-90.43	711,300	12,250	-98.28
ALGERIA	0	250	-	0	650	-
SUDAN	2,884	0	-100	10,920	0	-100
TANZANIA, UNITED REPUBLIC OF	224	537	139.73	1,508	556	-63.13
KENYA	3,914	0	-100	12,000	0	-100
MOZAMBIQUE	0	3,120	-	0	19,240	-
TOGO	0	21,000	-	0	17,350	-
GHANA	540	12,199	2159.07	39,000	133,320	241.85
ANGOLA	23,805	126,053	429.52	178,061	783,080	339.78
CONGO	10,305	3,600	-65.07	65,390	23,370	-64.26
BURKINA FASO	111,237	0	-100	2,856,000	0	-100
DJIBOUTI	0	6,240	-	0	40,200	-
SOUTH AFRICA	234	0	-100	2,700	0	-100
ZIMBABWE	3,300	0	-100	22,200	0	-100
AUSTRALIA	1,769	20,746	1072.75	10,025	62,116	519.61
NEW ZEALAND	4,935	45,710	826.24	37,104	476,206	1183.44
WALLIS AND FUTUNA ISLANDS	0	2,459	-	0	19,800	-
COOK ISLANDS	31,178	0	-100	2,885	0	-100
TONGA	310	0	-100	1,820	0	-100
CHRISTMAS ISLANDS	0	40	-	0	500	-
EAST TIMOR	10,801	7,066	-34.58	141,909	100,103	-29.46
UNITED STATES	1,963	3,994	103.46	9,023	17,660	95.72
CANADA	615	410	-33.33	3,203	2,060	-35.69
MEXICO	0	85,052	-	0	652,164	-
GUATEMALA	4,400	11,520	161.82	35,000	84,000	140
HONDURAS	5,975	7,305	22.26	43,354	44,861	3.48
CHILE	250	11,760	4604	1,750	97,514	5472.23
VENEZUELA	0	173,040	-	0	1,092,920	-
ARGENTINA	200	0	-100	1,540	0	-100
BRAZIL	63,700	200	-99.69	468,566	100	-99.98
COLOMBIA	886,859	739,617	-16.6	6,310,801	5,163,732	-18.18
PARAGUAY	0	120	-	0	750	-
ECUADOR	0	110	-	0	741	-
DOMINICAN REPUBLIC	320,100	81,060	-74.68	2,130,900	512,060	-75.97
EL SALVADOR	10,500	6,240	-40.57	68,700	42,100	-38.72
COSTA RICA	14	2,880	20471.43	61	21,000	34326.23

TABEL 5. PERKEMBANGAN EKSPOR INDONESIA MENURUT KOMODITI DAN NEGARA TUJUAN

JENIS BARANG	BERAT BERSIH (KG)		PERUB	NILAI FOB (US \$)		PERUB
	JAN-OKT 2005	JAN-OKT 2006	%	JAN-OKT 2005	JAN-OKT 2006	%
(1)	(2)	(3)	(4)	(5)	(6)	(7)
BARBADOS	0	3,600	-	0	23,700	-
BERMUDA	4,600	8,400	82.61	35,000	65,064	85.9
UNITED KINGDOM	6,575	2,042	-68.94	38,998	16,680	-57.23
NETHERLANDS	1,025	550	-46.34	2,671	100	-96.26
FRANCE	13,638	10,354	-24.08	85,163	46,657	-45.21
GERMANY, FED. REP. OF	140	1,730	1135.71	850	8,733	927.41
AUSTRIA	0	275	-	0	1,250	-
BELGIUM	0	10,181	-	0	13,434	-
DENMARK	0	200	-	0	2,400	-
NORWAY	0	150	-	0	1,150	-
FINLAND	0	4,256	-	0	2,174	-
ITALY	0	78,697	-	0	808,917	-
SPAIN	0	300	-	0	200	-
GREECE	119,261	37,863	-68.25	1,236,154	374,664	-69.69
HUNGARY	651	0	-100	11,195	0	-100
-KENDARAAN BERMOTOR RODA 4	34,105,925	59,477,604	74.39	214,873,617	312,547,237	45.46
JAPAN	374,772	528,507	41.02	1,847,112	2,472,589	33.86
HONG KONG	0	7,600	-	0	91,436	-
KOREA, REPUBLIC OF	570	1,695	197.37	160	11,500	7087.5
TAIWAN	7,033	1,547	-78	38,923	6,187	-84.1
CHINA	30,150	123,765	310.5	263,502	113,968	-56.75
PAPUA NEW GUINEA	531,241	44,396	-91.64	3,455,290	63,878	-98.15
THAILAND	9,259,230	4,238,002	-54.23	76,484,130	22,921,488	-70.03
SINGAPORE	1,820,906	5,198,416	185.49	4,915,847	7,334,392	49.2
PHILIPPINES	6,681,621	7,031,490	5.24	35,181,565	36,300,119	3.18
MALAYSIA	6,003,138	12,363,941	105.96	33,940,264	65,584,130	93.23
MYANMAR (FORM. BURMA)	0	31,969	-	0	97,512	-
BRUNEI DARUSSALAM	1,438,488	1,287,263	-10.51	9,213,772	7,928,048	-13.95
VIET NAM	348,443	2,151,534	517.47	2,514,621	7,914,120	214.72
INDIA	0	1,160	-	0	5,825	-
PAKISTAN	332,398	2,810,507	745.52	3,154,799	17,516,440	455.23
BANGLADESH	27,960	8,624	-69.16	220,090	64,738	-70.59
SRI LANKA	0	21,766	-	0	363,995	-
SAUDI ARABIA	3,137,919	8,209,069	161.61	18,735,274	59,115,464	215.53
KUWAIT	536,038	548,093	2.25	4,113,258	3,581,627	-12.92
JORDAN	16,790	0	-100	122,107	0	-100
LEBANON	13,259	42,757	222.48	81,224	331,861	308.58
YEMEN	42,411	300,234	607.92	251,768	1,615,481	541.65
OMAN	498,854	98,726	-80.21	3,704,012	757,843	-79.54
SYRIA ARAB REPUBLIC	45,347	269,673	494.69	336,278	1,634,110	385.94
UNITED ARAB EMIRATES	578,897	1,856,854	220.76	4,344,929	9,221,315	112.23
QATAR	123,114	195,835	59.07	910,011	1,319,325	44.98
BAHRAIN	33,016	76,833	132.71	275,488	670,987	143.56
EGYPT	0	74,411	-	0	443,453	-
MOROCCO	5,800	107,374	1751.28	27,643	534,612	1833.99
ALGERIA	0	10,550	-	0	68,554	-
SUDAN	0	105,498	-	0	594,661	-
TANZANIA, UNITED REPUBLIC OF	1,160	19,538	1584.31	8,387	76,349	810.33
GHANA	11,599	460,574	3870.81	58,589	4,337,919	7303.98
GUINEA	0	428,250	-	0	3,963,330	-
ANGOLA	35,447	34,096	-3.81	198,510	192,837	-2.86
CONGO	0	10,000	-	0	1,180	-
SENEGAL	0	3,032	-	0	8,568	-
SEYCHELLES	0	3,810	-	0	26,266	-
SOUTH AFRICA	0	4,057,027	-	0	19,008,326	-
AUSTRALIA	208,804	1,269,750	508.11	1,108,083	10,369,264	835.78
NEW ZEALAND	82,360	99,960	21.37	454,601	543,674	19.59
SAINT VINCENT AND THE GRENADI	10,873	33,089	204.32	57,222	161,737	182.65
VANUATU	9,342	16,365	75.18	50,623	85,794	69.48
FIJI	55,515	21,312	-61.61	456,230	126,064	-72.37
MARSHALL ISLANDS	0	4,769	-	0	28,050	-
SOLOMON ISLANDS	0	35,417	-	0	48,972	-
EAST TIMOR	70,597	5,250	-92.56	316,477	35,332	-88.84
UNITED STATES	303,019	515,293	70.05	284,057	3,036,345	968.92
MEXICO	0	99,894	-	0	526,001	-
GUATEMALA	68,014	338,553	397.77	315,607	1,689,445	435.3
HONDURAS	65,193	125,895	93.11	341,598	634,519	85.75
NICARAGUA	155,231	138,728	-10.63	759,659	748,579	-1.46
PANAMA	22,406	124,647	456.31	107,359	645,982	501.7
SURINAME	13,452	0	-100	14,040	0	-100
CHILE	329,970	1,754,611	431.75	1,542,426	8,346,683	441.14
BRAZIL	11	140	1172.73	201	2,727	1256.72
COLOMBIA	0	360	-	0	3,208	-
GUYANA	2,320	2,320	0	10,627	10,906	2.63
TRINIDAD AND TOBAGO	17,339	147,096	748.35	103,355	849,158	721.59

TABEL 5. PERKEMBANGAN EKSPOR INDONESIA MENURUT KOMODITI DAN NEGARA TUJUAN

JENIS BARANG	BERAT BERSIH (KG)		PERUB	NILAI FOB (US \$)		PERUB
	JAN-OKT 2005	JAN-OKT 2006	%	JAN-OKT 2005	JAN-OKT 2006	%
(1)	(2)	(3)	(4)	(5)	(6)	(7)
BAHAMAS	1,270	25,128	1878.58	8,526	151,638	1678.54
JAMAICA	51,032	56,143	10.02	310,713	302,198	-2.74
PUERTO RICO	151,917	466,527	207.09	880,187	2,623,838	198.1
COSTA RICA	212,555	246,432	15.94	1,024,381	1,274,149	24.38
HAITI	0	4,769	-	0	24,968	-
BARBADOS	135,419	178,610	31.89	786,201	1,007,825	28.19
ARUBA	19,938	9,830	-50.7	93,880	57,488	-38.76
BERMUDA	36,777	33,628	-8.56	208,911	197,190	-5.61
DOMINICA	2,320	17,573	657.46	11,216	83,362	643.24
FRENCH POLYNESIA	3,653	14,639	300.74	22,726	95,358	319.6
GRENADA	10,917	0	-100	60,770	0	-100
NETHERLANDS ANTILLES	18,288	26,982	47.54	99,609	153,154	53.76
SAINT LUCIA	15,996	51,065	219.24	92,271	278,295	201.61
UNITED KINGDOM	8,048	563,860	6906.21	65,040	423,675	551.41
FRANCE	3,725	0	-100	640,364	0	-100
GERMANY, FED. REP. OF	4,365	5,426	24.31	14,577	34,474	136.5
BELGIUM	19,658	46,337	135.72	127,727	270,602	111.86
NORWAY	0	40	-	0	2,750	-
IRELAND	0	193,950	-	0	925,000	-
CZECHOSLOVAKIA	0	14,000	-	0	340,000	-
LATVIA	0	2,500	-	0	4,400	-
MALTA	0	22,300	-	0	110,000	-
RUSSIA FEDERATION	60,000	0	-100	106,800	0	-100
-SUKU CADANG MESIN	83,185,835	82,613,399	-0.69	1,014,316,253	666,534,944	-34.29
JAPAN	15,509,825	21,133,542	36.26	52,768,603	44,187,397	-16.26
HONG KONG	102,699	253,525	146.86	2,652,459	955,109	-63.99
KOREA, REPUBLIC OF	1,406,417	4,040,833	187.31	1,499,729	4,042,154	169.53
TAIWAN	13,270	167,201	1159.99	519,078	457,725	-11.82
CHINA	2,009,025	4,586,388	128.29	8,188,966	16,086,845	96.45
PAPUA NEW GUINEA	140,454	30,194	-78.5	363,106	173,142	-52.32
THAILAND	26,432,512	20,314,133	-23.15	44,249,260	37,997,495	-14.13
SINGAPORE	18,735,019	12,371,979	-33.96	719,138,295	427,759,717	-40.52
PHILIPPINES	421,246	458,757	8.9	1,814,036	2,032,641	12.05
MALAYSIA	4,276,798	2,634,276	-38.41	119,254,039	53,148,617	-55.43
MYANMAR (FORM. BURMA)	5,820	25,089	331.08	20,793	242,916	1068.26
BRUNEI DARUSSALAM	44,965	10,773	-76.04	95,979	218,279	127.42
VIET NAM	350,571	564,316	60.97	1,330,791	3,849,537	189.27
MALDIVES	0	146,386	-	0	33,736	-
INDIA	478,058	166,593	-65.15	2,493,092	1,439,351	-42.27
PAKISTAN	10,590	29,054	174.35	143,257	510,786	256.55
BANGLADESH	379	151,139	39778.36	7,994	392,794	4813.61
SRI LANKA	70	2,016	2780	1,200	10,775	797.92
IRAN (ISLAMIC REPUBLIC OF)	326,250	346,225	6.12	921,111	2,598,230	182.08
SAUDI ARABIA	350,343	73,599	-78.99	1,519,151	251,836	-83.42
KUWAIT	7,083	0	-100	44,953	0	-100
JORDAN	4,300	16,365	280.58	26,625	126,700	375.87
YEMEN	0	770	-	0	4,941	-
OMAN	50,647	10,650	-78.97	128,460	35,690	-72.22
TURKEY	3,780	91,831	2329.39	28,821	268,502	831.62
UNITED ARAB EMIRATES	334,262	937,285	180.4	2,574,277	4,219,662	63.92
QATAR	623,301	65,430	-89.5	2,419,062	1,608,149	-33.52
EGYPT	23,757	49,001	106.26	73,113	191,779	162.3
LIBYAN ARAB JAMAHIRIYA	0	430	-	0	3,152	-
SUDAN	208	6,233	2896.63	9,269	63,325	583.19
TANZANIA, UNITED REPUBLIC OF	80	1,245	1456.25	2,700	14,600	440.74
KENYA	0	258	-	0	2,500	-
MOZAMBIQUE	1,168	340	-70.89	13,200	5,000	-62.12
BOTSWANA	0	280	-	0	3,100	-
GHANA	190	100	-47.37	1,900	1,000	-47.37
GUINEA	0	7,100	-	0	1,750	-
ANGOLA	3,372	18,790	457.24	54,432	246,830	353.46
CONGO	1,000	0	-100	33,314	0	-100
NIGERIA	10,600	13,643	28.71	203,989	188,713	-7.49
GABON	25,034	21,440	-14.36	66,153	61,899	-6.43
UGANDA	793	1,467	84.99	9,560	18,300	91.42
NIGER	348	2,615	651.44	8,700	24,100	177.01
SOUTH AFRICA	16,907	57,802	241.88	206,971	114,909	-44.48
ZIMBABWE	140	0	-100	1,600	0	-100
AUSTRALIA	1,238,969	579,778	-53.2	4,938,940	3,654,077	-26.01
NEW ZEALAND	191,140	20,067	-89.5	1,084,549	189,453	-82.53
NEW CALEDONIA	0	416	-	0	2,500	-
AMERICAN SAMOA	28,064	7	-99.98	395,447	1,050	-99.73
FIJI	0	62	-	0	300	-
EAST TIMOR	7	0	-100	330	0	-100
UNITED STATES	6,289,445	5,461,310	-13.17	22,187,242	25,064,239	12.97

TABEL 5. PERKEMBANGAN EKSPOR INDONESIA MENURUT KOMODITI DAN NEGARA TUJUAN

JENIS BARANG	BERAT BERSIH (KG)		PERUB	NILAI FOB (US \$)		PERUB
	JAN-OKT 2005	JAN-OKT 2006	%	JAN-OKT 2005	JAN-OKT 2006	%
(1)	(2)	(3)	(4)	(5)	(6)	(7)
CANADA	367,629	419,898	14.22	709,906	1,065,691	50.12
MEXICO	7,604	15,533	104.27	60,106	1,500,412	2396.28
PANAMA	612	0	-100	337,581	0	-100
CHILE	37,868	0	-100	122,264	0	-100
VENEZUELA	0	346	-	0	59,439	-
ARGENTINA	36,900	1,843	-95.01	357,000	58,440	-83.63
BRAZIL	108,628	149,580	37.7	498,630	1,448,110	190.42
URUGUAY	4,786	4,785	-0.02	20,280	25,160	24.06
PARAGUAY	0	450	-	0	3,900	-
PERU	0	4,708	-	0	22,418	-
TRINIDAD AND TOBAGO	0	594,900	-	0	2,903,042	-
PUERTO RICO	0	627	-	0	72,257	-
COSTA RICA	0	98	-	0	21,884	-
ANTIGUA AND BARBUDA	11,927	0	-100	113,893	0	-100
NETHERLANDS ANTILLES	2,599	349	-86.57	51,804	46,998	-9.28
UNITED KINGDOM	1,061,181	5,242,059	393.98	8,970,375	12,639,107	40.9
NETHERLANDS	266,250	314,737	18.21	1,034,769	6,325,994	511.34
FRANCE	1,045,467	104,598	-90	4,399,631	2,382,938	-45.84
GERMANY, FED. REP. OF	178,523	471,152	163.92	1,694,377	1,600,106	-5.56
BELGIUM	23,532	47,942	103.73	190,013	603,186	217.44
SWITZERLAND	1	0	-100	17	0	-100
LUXEMBOURG	0	54,398	-	0	27,309	-
DENMARK	160	1,088	580	7,877	70,356	793.18
NORWAY	35,123	2,405	-93.15	312,673	89,371	-71.42
SWEDEN	18,121	1,209	-93.33	290,595	20,478	-92.95
FINLAND	408	10,396	2448.04	17,448	28,853	65.37
IRELAND	40,453	71,006	75.53	798,630	600,852	-24.76
ITALY	59,540	103,162	73.27	114,574	198,719	73.44
SPAIN	4	1,976	49300	92	30,950	33541.3
GREECE	153	0	-100	5,549	0	-100
ANDORRA	0	5,800	-	0	27,500	-
HUNGARY	22,416	4,739	-78.86	387,955	59,154	-84.75
POLAND	3,101	0	-100	137,000	0	-100
ROMANIA	0	4,100	-	0	350,450	-
AZERBAIJAN	0	193	-	0	144	-
MOLDOVA, REPUBLIC OF	52	0	-100	2,800	0	-100
TAJKISTAN	151	239	58.28	32,360	39,176	21.06
LITHUANIA	278	0	-100	12,519	0	-100
ESTONIA	100	0	-100	2,104	0	-100
MALTA	0	435	-	0	2,618	-
SLOVAKIA	88,736	100,630	13.4	947,917	1,627,059	71.65
SLOVENIA	670	155	-76.87	1,330	368	-72.33
CZECH REPUBLIC	27,319	141	-99.48	231,033	13,269	-94.26
FAEROE ISLANDS	58	0	-100	1,065	0	-100
RUSSIA FEDERATION	266,579	6,989	-97.38	957,540	63,934	-93.32
-SUKU CADANG KENDARAAN	136,432,319	155,750,778	14.16	806,206,768	959,314,791	18.99
JAPAN	29,003,199	35,407,944	22.08	162,615,494	198,603,591	22.13
HONG KONG	107,302	86,635	-19.26	854,549	823,073	-3.68
KOREA, REPUBLIC OF	207,223	426,697	105.91	555,330	1,478,564	166.25
TAIWAN	5,239,307	2,721,927	-48.05	30,979,782	20,842,697	-32.72
CHINA	5,230,875	6,703,414	28.15	33,650,356	61,265,512	82.06
PAPUA NEW GUINEA	58,082	820,630	1312.88	160,339	609,209	279.95
THAILAND	15,442,005	18,871,990	22.21	104,427,794	142,770,362	36.72
SINGAPORE	11,109,733	14,227,201	28.06	63,539,492	76,837,244	20.93
PHILIPPINES	7,170,898	11,004,336	53.46	41,288,172	32,396,132	-21.54
MALAYSIA	29,740,028	20,657,497	-30.54	151,655,014	109,250,406	-27.96
MYANMAR (FORM. BURMA)	74,823	59,210	-20.87	404,844	301,723	-25.47
CAMBODIA	51,996	2,698	-94.81	322,741	10,845	-96.64
BRUNEI DARUSSALAM	8,992	513,414	5609.68	51,313	748,817	1359.31
VIET NAM	2,742,788	8,710,021	217.56	24,895,359	54,379,557	118.43
MALDIVES	2,501	1,978	-20.91	8,001	7,483	-6.47
INDIA	1,455,480	1,755,823	20.64	9,703,714	14,705,912	51.55
PAKISTAN	1,444,495	1,598,469	10.66	5,436,306	5,468,941	0.6
BANGLADESH	105,614	166,639	57.78	115,614	265,061	129.26
SRI LANKA	114,043	143,963	26.24	339,750	515,968	51.87
IRAN (ISLAMIC REPUBLIC OF)	173,194	161,681	-6.65	530,213	349,830	-34.02
SAUDI ARABIA	163,278	83,048	-49.14	779,772	484,636	-37.85
KUWAIT	17,947	3,200	-82.17	135,385	34,751	-74.33
JORDAN	147,660	71,617	-51.5	547,760	302,757	-44.73
LEBANON	89,294	41,671	-53.33	354,118	194,434	-45.09
YEMEN	904	73,686	8051.11	15,349	201,026	1209.7
OMAN	84,658	83,271	-1.64	81,415	116,156	42.67
SYRIA ARAB REPUBLIC	50,701	42,054	-17.05	191,801	161,182	-15.96
TURKEY	245,210	353,231	44.05	754,206	1,388,341	84.08
UNITED ARAB EMIRATES	565,363	849,797	50.31	1,304,523	1,692,186	29.72

TABEL 5. PERKEMBANGAN EKSPOR INDONESIA MENURUT KOMODITI DAN NEGARA TUJUAN

JENIS BARANG	BERAT BERSIH (KG)		PERUB	NILAI FOB (US \$)		PERUB
	JAN-OKT 2005	JAN-OKT 2006	%	JAN-OKT 2005	JAN-OKT 2006	%
	(1)	(2)	(3)	(4)	(5)	(6)
QATAR	1,368	27,042	1876.75	12,714	72,394	469.4
BAHRAIN	62	1,860	2900	383	24,457	6285.64
CYPRUS	15,911	12,077	-24.1	120,769	137,714	14.03
EGYPT	421,204	455,144	8.06	1,498,704	1,754,881	17.09
MOROCCO	21,062	13,169	-37.48	60,958	59,181	-2.92
TUNISIA	26,088	65,642	151.62	39,939	106,031	165.48
SUDAN	0	1,745	-	0	11,325	-
TANZANIA, UNITED REPUBLIC OF	0	7,442	-	0	7,694	-
KENYA	165	2,416	1364.24	519	8,728	1581.7
MOZAMBIQUE	0	3,751	-	0	44,934	-
GHANA	0	72,136	-	0	440,906	-
GUINEA	0	44	-	0	15	-
ANGOLA	90	3,081	3323.33	461	20,414	4328.2
CONGO	19,680	20,212	2.7	30,340	29,340	-3.3
NIGERIA	20,149	3,025	-84.99	45,286	6,213	-86.28
COTE D'IVOIRE	1,818	385	-78.82	6,925	5,972	-13.76
MAURITANIA	6,571	29,539	349.54	17,108	41,562	142.94
DJIBOUTI	21,577	60	-99.72	7,816	230	-97.06
SOUTH AFRICA	315,649	765,224	142.43	3,160,166	8,496,689	168.87
MAURITIUS	8	0	-100	369	0	-100
VIRGIN ISLANDS (BRITISH)	0	25	-	0	618	-
AUSTRALIA	603,219	847,362	40.47	5,157,656	6,104,902	18.37
NEW ZEALAND	3,208	5,493	71.23	40,033	61,893	54.6
NEW CALEDONIA	552	0	-100	7,430	0	-100
SAINT VINCENT AND THE GRENADI	0	95	-	0	1,120	-
VANUATU	0	426	-	0	7,476	-
WALLIS AND FUTUNA ISLANDS	0	143	-	0	1,152	-
FIJI	14,081	6,343	-54.95	34,667	27,008	-22.09
SOLOMON ISLANDS	0	272,913	-	0	330,527	-
TONGA	0	950	-	0	297	-
EAST TIMOR	46,396	18,274	-60.61	48,359	17,872	-63.04
UNITED STATES	5,788,299	10,583,516	82.84	42,994,191	102,752,903	138.99
CANADA	104,913	77,904	-25.74	677,356	723,619	6.83
MEXICO	138,045	86,127	-37.61	314,771	178,089	-43.42
GUATEMALA	25,464	2,808	-88.97	156,408	35,372	-77.38
HONDURAS	113,402	64,478	-43.14	285,906	106,105	-62.89
NICARAGUA	301	1,112	269.44	1,067	11,413	969.63
PANAMA	129,019	1,164	-99.1	564,425	21,717	-96.15
SURINAME	17,888	0	-100	75,000	0	-100
CHILE	32,486	31,429	-3.25	78,407	173,690	121.52
VENEZUELA	4,293	43,676	917.38	68,021	99,797	46.71
ARGENTINA	765,000	1,097,530	43.47	4,566,457	6,025,428	31.95
BRAZIL	1,451,361	2,316,473	59.61	9,119,437	23,052,958	152.79
COLOMBIA	123,632	348,739	182.08	419,328	2,818,151	572.06
URUGUAY	0	27,000	-	0	11,443	-
PERU	113,322	32,838	-71.02	150,859	69,217	-54.12
GUYANA	0	242	-	0	3,408	-
TRINIDAD AND TOBAGO	294	3,107	956.8	2,633	25,804	880.02
JAMAICA	227	138	-39.21	3,755	3,019	-19.6
PUERTO RICO	19,302	20,591	6.68	198,954	215,461	8.3
DOMINICAN REPUBLIC	0	40,300	-	0	223,468	-
EL SALVADOR	0	6,304	-	0	44,812	-
COSTA RICA	1,896	474	-75	18,563	5,126	-72.39
BARBADOS	2,295	3,065	33.55	12,388	26,243	111.84
ANTIGUA AND BARBUDA	30,076	851	-97.17	195,876	6,542	-96.66
ARUBA	0	1,003	-	0	13,697	-
BERMUDA	1,689	446	-73.59	14,151	2,463	-82.59
DOMINICA	25	8,182	32628	618	65,812	10549.19
FRENCH POLYNESIA	0	69	-	0	1,294	-
NETHERLANDS ANTILLES	441	173	-60.77	4,149	834	-79.9
SAINT KITTS AND NEVIS	177	137	-22.6	3,090	1,142	-63.04
UNITED KINGDOM	7,601,040	4,420,014	-41.85	66,926,378	41,124,495	-38.55
NETHERLANDS	1,300,451	1,409,929	8.42	5,185,612	5,784,045	11.54
FRANCE	24,019	35,868	49.33	161,826	258,395	59.67
GERMANY, FED. REP. OF	2,244,237	2,898,879	29.17	9,114,264	13,192,085	44.74
AUSTRIA	21,255	24,725	16.33	90,251	112,132	24.24
BELGIUM	265,555	97,075	-63.44	1,376,084	901,697	-34.47
SWITZERLAND	18,563	281	-98.49	141,607	3,280	-97.68
DENMARK	173,167	140,646	-18.78	714,948	641,963	-10.21
NORWAY	382,918	311,720	-18.59	1,632,088	1,410,676	-13.57
SWEDEN	795,990	638,417	-19.8	3,488,685	3,083,097	-11.63
FINLAND	286,343	296,774	3.64	1,205,302	1,375,011	14.08
IRELAND	9,624	29	-99.7	48,216	456	-99.05
ITALY	887,982	1,328,127	49.57	3,838,848	4,979,185	29.71
SPAIN	254,081	264,748	4.2	2,313,950	1,647,981	-28.78
PORTUGAL	5,248	56,404	974.77	25,675	206,696	705.05

TABEL 5. PERKEMBANGAN EKSPOR INDONESIA MENURUT KOMODITI DAN NEGARA TUJUAN

JENIS BARANG	BERAT BERSIH (KG)		PERUB	NILAI FOB (US \$)		PERUB
	JAN-OKT 2005	JAN-OKT 2006	%	JAN-OKT 2005	JAN-OKT 2006	%
(1)	(2)	(3)	(4)	(5)	(6)	(7)
GREECE	152,603	184,331	20.79	859,210	1,075,565	25.18
HUNGARY	539,697	348,313	-35.46	2,296,764	1,835,528	-20.08
POLAND	80,827	172,788	113.78	250,232	670,280	167.86
BULGARIA	3,390	0	-100	42,693	0	-100
LITHUANIA	58,914	5,624	-90.45	259,138	24,708	-90.47
MALTA	0	3,365	-	0	33,037	-
SLOVAKIA	15,835	6,255	-60.5	38,503	15,176	-60.58
RUSSIA FEDERATION	60,282	26,830	-55.49	281,576	192,335	-31.69
-UBI KAYU OLAHAN	173,262,701	77,706,017	-55.15	19,106,982	8,905,644	-53.39
JAPAN	103,758	171,603	65.39	75,106	227,502	202.91
HONG KONG	917,179	1,852	-99.8	129,875	8,500	-93.46
KOREA, REPUBLIC OF	36,733,481	5,485,000	-85.07	4,454,208	608,385	-86.34
TAIWAN	31,213	13,795	-55.8	8,041	3,886	-51.67
CHINA	134,148,048	70,183,197	-47.68	14,107,354	7,545,574	-46.51
SINGAPORE	4,000	29,195	629.88	7,034	28,779	309.14
PHILIPPINES	3,850	0	-100	5,665	0	-100
MALAYSIA	1,038,969	1,657,848	59.57	136,173	225,662	65.72
BRUNEI DARUSSALAM	73	0	-100	113	0	-100
VIET NAM	179,080	0	-100	19,341	0	-100
INDIA	5,000	0	-100	1,828	0	-100
SAUDI ARABIA	1,814	0	-100	1,050	0	-100
UNITED ARAB EMIRATES	2,075	6,139	195.86	824	13,010	1478.88
AUSTRALIA	3,391	624	-81.6	4,301	1,172	-72.75
UNITED KINGDOM	83,105	127,986	54.01	143,472	215,909	50.49
NETHERLANDS	5,769	3,778	-34.51	7,921	8,890	12.23
GERMANY, FED. REP. OF	1,896	25,000	1218.57	4,676	18,375	292.96
-INDUSTRI LAINNYA	1,375,045,540	2,597,967,247	88.94	2,397,460,606	2,793,463,130	16.52
JAPAN	139,889,069	122,240,556	-12.62	289,743,866	333,979,280	15.27
HONG KONG	13,267,823	13,505,952	1.79	26,769,114	29,188,862	9.04
KOREA, DEMOCRATIC PEOPLE'S R	1,945	1,805	-7.2	24,688	8,312	-66.33
KOREA, REPUBLIC OF	65,087,320	47,290,060	-27.34	51,427,191	58,205,300	13.18
TAIWAN	81,314,050	49,454,627	-39.18	54,210,913	37,088,352	-31.59
CHINA	211,359,459	1,490,246,286	605.08	71,011,887	118,143,518	66.37
MONGOLIA	358,251	351,785	-1.8	553,318	571,097	3.21
MACAU	2,288	55,815	2339.47	8,216	94,894	1054.99
PAPUA NEW GUINEA	2,095,717	4,148,962	97.97	2,400,075	8,748,740	264.52
THAILAND	58,657,480	61,083,358	4.14	177,961,023	183,784,237	3.27
SINGAPORE	166,082,267	158,278,013	-4.7	510,954,753	633,190,026	23.92
PHILIPPINES	29,138,261	22,546,764	-22.62	48,459,331	57,886,805	19.45
MALAYSIA	124,898,961	109,364,949	-12.44	175,469,297	199,311,418	13.59
MYANMAR (FORM. BURMA)	2,073,725	2,479,297	19.56	1,099,435	1,665,181	51.46
CAMBODIA	1,078,260	860,196	-20.22	2,390,527	1,349,494	-43.55
BRUNEI DARUSSALAM	4,831,972	1,138,258	-76.44	1,552,059	1,042,349	-32.84
LAO PEOPLE'S DEMOCRATIC REPU	66,233	182,077	174.9	468,431	3,049,917	551.09
NEPAL	54,326	108,162	99.1	42,698	175,356	310.69
VIET NAM	25,579,765	32,908,810	28.65	63,377,750	64,778,269	2.21
MALDIVES	1,113,727	2,220,888	99.41	1,379,801	1,423,360	3.16
INDIA	46,451,760	51,140,676	10.09	56,874,766	73,021,646	28.39
PAKISTAN	10,759,743	22,066,165	105.08	8,791,397	12,057,136	37.15
BANGLADESH	5,873,507	5,998,816	2.13	8,872,604	12,241,593	37.97
SRI LANKA	24,086,636	11,145,001	-53.73	20,410,351	15,237,510	-25.34
AFGHANISTAN	0	5,681	-	0	7,225	-
IRAQ	11,087,672	9,324,261	-15.9	26,100,343	22,920,233	-12.18
IRAN (ISLAMIC REPUBLIC OF)	4,304,797	6,945,863	61.35	5,130,363	5,233,851	2.02
SAUDI ARABIA	19,620,743	22,354,182	13.93	24,095,834	23,624,479	-1.96
KUWAIT	3,154,999	2,738,537	-13.2	2,117,610	2,146,515	1.36
JORDAN	513,474	428,278	-16.59	1,170,507	1,534,394	31.09
LEBANON	474,906	308,053	-35.13	579,717	561,424	-3.16
YEMEN	337,168	590,261	75.06	781,506	1,619,921	107.28
OMAN	403,013	346,757	-13.96	396,055	451,914	14.1
SYRIA ARAB REPUBLIC	766,106	592,852	-22.61	986,324	1,631,675	65.43
TURKEY	3,250,160	2,499,417	-23.1	4,329,635	4,577,197	5.72
UNITED ARAB EMIRATES	14,537,074	26,358,050	81.32	30,521,323	33,875,521	10.99
QATAR	1,210,729	3,898,177	221.97	1,311,327	2,431,864	85.45
BAHRAIN	948,915	3,662,782	286	655,852	1,466,763	123.64
CYPRUS	264,861	189,000	-28.64	150,970	246,879	63.53
EGYPT	2,110,731	1,476,755	-30.04	2,163,081	2,508,306	15.96
LIBYAN ARAB JAMAHIRIYA	350,975	971,606	176.83	1,077,524	1,639,185	52.13
MOROCCO	165,809	387,092	133.46	423,902	415,701	-1.93
TUNISIA	39,901	38,095	-4.53	166,641	180,853	8.53
ALGERIA	4,492,156	2,539,878	-43.46	11,219,677	6,283,496	-44
SUDAN	2,275,526	1,701,848	-25.21	7,131,232	4,686,984	-34.28
ERITREA	335	0	-100	890	0	-100
NAMIBIA	86,852	232,404	167.59	76,280	88,125	15.53

TABEL 5. PERKEMBANGAN EKSPOR INDONESIA MENURUT KOMODITI DAN NEGARA TUJUAN

JENIS BARANG	BERAT BERSIH (KG)		PERUB	NILAI FOB (US \$)		PERUB
	JAN-OKT 2005	JAN-OKT 2006	%	JAN-OKT 2005	JAN-OKT 2006	%
(1)	(2)	(3)	(4)	(5)	(6)	(7)
ETHIOPIA	14,872	54,534	266.69	95,581	83,020	-13.14
TANZANIA, UNITED REPUBLIC OF	437,550	443,491	1.36	705,874	576,252	-18.36
MADAGASCAR	133,785	64,924	-51.47	245,780	128,458	-47.73
SOMALIA	0	3,717	-	0	17,934	-
KENYA	2,666,118	2,950,123	10.65	3,679,486	2,707,650	-26.41
REUNION	707,740	1,078,917	52.45	416,731	853,742	104.87
MOZAMBIQUE	268,487	94,021	-64.98	1,044,598	124,033	-88.13
BOTSWANA	6	18,000	299900	7	24,000	342757.14
EQUATORIAL GUINEA	96,350	51,633	-46.41	97,798	140,859	44.03
TOGO	267,851	417,527	55.88	667,483	616,469	-7.64
GHANA	4,156,887	3,441,968	-17.2	5,011,188	5,677,911	13.3
LIBERIA	5,022	60,956	1113.78	2,662	86,068	3133.21
GUINEA	536,584	1,063,669	98.23	467,249	1,339,888	186.76
ANGOLA	709,651	1,763,890	148.56	734,274	1,746,060	137.79
CONGO	170,141	91,824	-46.03	373,384	375,477	0.56
CAMEROON	430,188	298,054	-30.72	968,888	366,021	-62.22
NIGERIA	5,271,559	5,871,055	11.37	10,762,678	10,251,997	-4.74
SIERRA LEONE	36,182	95,965	165.23	47,286	162,849	244.39
GABON	84,104	308,605	266.93	256,957	661,535	157.45
COTE D'IVOIRE	591,031	759,081	28.43	1,978,769	3,011,470	52.19
SENEGAL	83,110	106,856	28.57	190,713	306,233	60.57
MAURITANIA	247,273	1,023	-99.59	294,665	1,490	-99.49
MALI	83,925	254,551	203.31	51,298	260,617	408.05
BENIN	1,372,495	515,510	-62.44	1,371,436	844,450	-38.43
BURKINA FASO	54,438	54,159	-0.51	178,598	184,823	3.49
GAMBIA	23,740	9,426	-60.29	29,304	37,612	28.35
U.S. VIRGIN ISLANDS	22,078	541	-97.55	2,917	6,754	131.54
SEYCHELLES	172,352	948,969	450.6	132,671	829,002	524.86
UGANDA	59,811	37,613	-37.11	270,202	171,207	-36.64
CENTRAL AFRICAN REPUBLIC	19,789	0	-100	29,120	0	-100
NIGER	94,795	865	-99.09	82,899	1,370	-98.35
DJIBOUTI	165,492	192,272	16.18	285,660	106,453	-62.73
SAINT HELENA	111,826	0	-100	44,933	0	-100
SAO TOME AND PRINCIPE	7,220	14,440	100	7,600	14,250	87.5
SWAZILAND	71,151	321,820	352.31	289,875	640,672	121.02
SOUTH AFRICA	11,726,221	11,372,677	-3.01	21,425,792	16,913,627	-21.06
ZIMBABWE	0	4,966	-	0	23,824	-
ZAMBIA	58,218	951,717	1534.75	131,541	1,350,368	926.58
MALAWI	323,562	153,697	-52.5	321,406	158,525	-50.68
COMOROS	9,092	8,874	-2.4	75,650	51,378	-32.08
BURUNDI	0	7,875	-	0	26,915	-
MAURITIUS	533,775	1,312,324	145.86	438,003	3,540,440	708.31
RWANDA	0	34,943	-	0	3,275	-
ZAIRE	0	18	-	0	202	-
VIRGIN ISLANDS (BRITISH)	3,961	2,382	-39.86	10,581	10,428	-1.45
AUSTRALIA	44,023,945	61,694,626	40.14	68,261,280	113,598,197	66.42
NEW ZEALAND	6,294,522	7,048,601	11.98	7,767,508	10,020,266	29
MICRONESIA, FEDERATED STATES	50,013	20,785	-58.44	41,168	21,902	-46.8
GUAM	36,459	54,036	48.21	37,223	59,699	60.38
PALAU	89,412	2,684	-97	42,594	4,644	-89.1
NEW CALEDONIA	1,268,399	5,923,680	367.02	5,041,551	1,560,021	-69.06
NORTHERN MARIANA ISLANDS	17,996	17,613	-2.13	19,428	36,476	87.75
SAINT VINCENT AND THE GRENADI	34,511	3,846	-88.86	25,332	4,016	-84.15
VANUATU	29,676	115,165	288.07	7,896	90,878	1050.94
WALLIS AND FUTUNA ISLANDS	176	2,512	1327.27	261	3,513	1245.98
BRITISH INDIAN OCEAN TERRITOR'	315	0	-100	514	0	-100
AMERICAN SAMOA	65,253	13,713	-78.98	424,690	9,337	-97.8
COOK ISLANDS	23,948	2,592	-89.18	31,856	19,988	-37.26
FIJI	1,187,810	1,600,480	34.74	1,181,475	2,006,888	69.86
KIRIBATI	7,233	0	-100	7,141	0	-100
MARSHALL ISLANDS	20,087	24,630	22.62	31,084	38,714	24.55
SAMOA	37,444	195,239	421.42	18,275	115,455	531.76
SOLOMON ISLANDS	135,540	231,876	71.08	495,075	860,246	73.76
TONGA	258,072	283,640	9.91	258,008	457,716	77.4
TUVALU	30	453	1410	22	364	1554.55
CHRISTMAS ISLANDS	20,293	245	-98.79	52,128	942	-98.19
EAST TIMOR	3,209,174	637,242	-80.14	1,718,806	637,797	-62.89
UNITED STATES	70,442,893	72,506,565	2.93	271,116,274	295,901,841	9.14
CANADA	6,605,360	8,711,166	31.88	14,160,013	17,645,153	24.61
MEXICO	2,358,950	2,789,854	18.27	11,878,890	10,105,916	-14.93
GUATEMALA	100,399	38,624	-61.53	309,552	182,551	-41.03
HONDURAS	45,365	20,166	-55.55	79,161	19,929	-74.82
NICARAGUA	1,552	937	-39.63	12,961	3,597	-72.25
PANAMA	261,936	1,128,820	330.95	1,577,017	6,039,022	282.94
CUBA	54,628	4,938	-90.96	179,751	69,781	-61.18
SURINAME	89,597	21,666	-75.82	185,323	79,416	-57.15

TABEL 5. PERKEMBANGAN EKSPOR INDONESIA MENURUT KOMODITI DAN NEGARA TUJUAN

JENIS BARANG	BERAT BERSIH (KG)		PERUB	NILAI FOB (US \$)		PERUB
	JAN-OKT 2005	JAN-OKT 2006	%	JAN-OKT 2005	JAN-OKT 2006	%
(1)	(2)	(3)	(4)	(5)	(6)	(7)
CHILE	1,874,281	223,278	-88.09	2,617,114	1,068,956	-59.16
VENEZUELA	3,476,192	5,124,316	47.41	1,031,549	1,541,690	49.45
ARGENTINA	768,021	922,182	20.07	6,027,314	6,821,460	13.18
BRAZIL	1,166,483	2,996,580	156.89	5,026,667	7,505,173	49.31
COLOMBIA	347,027	273,992	-21.05	356,039	453,124	27.27
BOLIVIA	16,143	15,453	-4.27	126,663	74,967	-40.81
URUGUAY	177,997	233,160	30.99	108,935	237,993	118.47
PARAGUAY	106,712	131,621	23.34	334,879	236,900	-29.26
ECUADOR	543,106	936,782	72.49	855,431	2,060,843	140.91
PERU	165,516	293,662	77.42	268,351	1,092,956	307.29
GUYANA	104,038	53,897	-48.19	87,104	64,704	-25.72
TRINIDAD AND TOBAGO	216,476	94,158	-56.5	458,434	348,327	-24.02
BAHAMAS	24,444	4,171	-82.94	21,410	9,377	-56.2
JAMAICA	6,775	13,522	99.59	43,678	17,167	-60.7
PUERTO RICO	82,787	60,801	-26.56	63,867	231,669	262.74
BELIZE	527	21,772	4031.31	5,155	43,266	739.3
DOMINICAN REPUBLIC	51,833	249,347	381.06	59,949	305,093	408.92
EL SALVADOR	195,830	171,815	-12.26	820,924	829,100	1
COSTA RICA	276,400	543,284	96.56	349,070	415,645	19.07
HAITI	244,458	276,598	13.15	310,908	398,997	28.33
BARBADOS	12,310	39,860	223.8	17,202	52,153	203.18
ANTIGUA AND BARBUDA	10,278	33,716	228.04	50,041	21,097	-57.84
ANGUILLA	85,733	8,031	-90.63	15,171	15,070	-0.67
ARUBA	527	27,980	5209.3	1,719	39,566	2201.69
BERMUDA	284	420	47.89	4,170	3,362	-19.38
CAPE VERDE	10,940	76,697	601.07	65,360	140,657	115.2
CAYMAN ISLANDS	539,391	190,225	-64.73	131,622	49,355	-62.5
DOMINICA	120	2,617	2080.83	72	14,987	20715.28
FALKLAND ISLANDS (MALVINAS)	148	126	-14.86	476	472	-0.84
FRENCH GUIANA	5,603	2,463	-56.04	17,562	4,651	-73.52
FRENCH POLYNESIA	328,026	789,768	140.76	398,062	690,095	73.36
GRENADA	861	468	-45.64	2,438	2,653	8.82
MARTINIQUE	17,211	8,102	-52.93	58,062	35,969	-38.05
NETHERLANDS ANTILLES	45,588	29,165	-36.02	71,839	205,297	185.77
SAINT LUCIA	573	45,966	7921.99	3,221	50,504	1467.96
TURKS AND CAICOS ISLANDS	146,112	110,166	-24.6	74,747	40,760	-45.47
GUADELOUPE	48,945	127,387	160.27	107,116	162,003	51.24
SAINT KITTS AND NEVIS	469	651	38.81	1,492	5,650	278.69
UNITED KINGDOM	9,400,819	6,619,811	-29.58	29,065,884	32,522,049	11.89
NETHERLANDS	19,656,924	9,688,547	-50.71	26,376,701	23,977,101	-9.1
FRANCE	7,743,405	8,870,413	14.55	21,591,094	28,035,720	29.85
GERMANY, FED. REP. OF	9,812,147	9,202,158	-6.22	56,653,815	62,693,134	10.66
AUSTRIA	601,140	612,215	1.84	2,659,574	2,568,592	-3.42
BELGIUM	6,813,947	10,556,617	54.93	31,477,636	43,707,408	38.85
SWITZERLAND	212,412	398,691	87.7	1,312,732	2,214,819	68.72
LUXEMBOURG	27,832	111,950	302.23	219,302	62,835	-71.35
GIBRALTAR	0	18	-	0	643	-
MONACO	0	10,583	-	0	121,830	-
DENMARK	1,432,879	1,862,619	29.99	5,623,560	7,904,791	40.57
NORWAY	34,592,048	17,939,475	-48.14	4,519,915	4,036,151	-10.7
SWEDEN	903,043	1,070,118	18.5	5,204,618	5,984,199	14.98
FINLAND	686,461	723,742	5.43	5,148,500	5,143,065	-0.11
IRELAND	126,769	179,957	41.96	1,171,125	913,361	-22.01
ITALY	9,649,480	10,861,399	12.56	28,283,297	36,960,644	30.68
SPAIN	2,698,305	3,122,580	15.72	6,184,790	7,985,035	29.11
PORTUGAL	125,172	159,458	27.39	376,149	773,666	105.68
ICELAND	2,207	28,702	1200.5	7,512	19,086	154.07
GREECE	972,439	2,590,989	166.44	3,625,609	8,255,076	127.69
ANDORRA	5	0	-100	67	0	-100
CZECHOSLOVAKIA	152,620	153,520	0.59	132,126	118,959	-9.97
HUNGARY	202,871	226,201	11.5	883,903	685,794	-22.41
POLAND	832,935	1,081,855	29.88	4,026,088	6,592,919	63.75
ROMANIA	91,951	72,741	-20.89	288,087	387,009	34.34
BULGARIA	106,280	174,632	64.31	304,639	736,436	141.74
YUGOSLAVIA	7,706	5,829	-24.36	28,632	29,903	4.44
ALBANIA	0	1,227	-	0	250	-
ARMENIA	265	12,701	4692.83	1,560	9,843	530.96
AZERBAIJAN	3,838	22	-99.43	7,323	2,285	-68.8
KAZAKHSTAN	1,458	167	-88.55	27,765	2,066	-92.56
TAJIKISTAN	44	0	-100	873	0	-100
TURKMENISTAN	0	50	-	0	7,886	-
UKRAINE	361,111	475,609	31.71	498,934	723,896	45.09
LITHUANIA	28,390	70,318	147.69	296,850	445,801	50.18
LATVIA	79,230	35,167	-55.61	446,744	693,784	55.3
ESTONIA	915,992	669,023	-26.96	219,200	279,949	27.71
GEORGIA	575	235	-59.13	6,605	882	-86.65

TABEL 5. PERKEMBANGAN EKSPOR INDONESIA MENURUT KOMODITI DAN NEGARA TUJUAN

JENIS BARANG	BERAT BERSIH (KG)		PERUB	NILAI FOB (US \$)		PERUB
	JAN-OKT 2005	JAN-OKT 2006	%	JAN-OKT 2005	JAN-OKT 2006	%
(1)	(2)	(3)	(4)	(5)	(6)	(7)
CROATIA	98,497	72,492	-26.4	177,457	159,003	-10.4
BOSNIA AND HERZEGOVINA	45,440	0	-100	49,588	0	-100
MALTA	181,394	6,395	-96.47	191,747	32,905	-82.84
SLOVAKIA	81,531	69,870	-14.3	2,098,343	1,059,694	-49.5
SLOVENIA	250,192	238,746	-4.57	351,655	321,804	-8.49
CZECH REPUBLIC	179,039	109,893	-38.62	333,566	477,640	43.19
REP. OF MACEDONIA	51,000	6,307	-87.63	36,975	19,773	-46.52
FAEROE ISLANDS	9,515	0	-100	98,718	0	-100
RUSSIA FEDERATION	1,689,200	997,033	-40.98	4,433,657	3,098,706	-30.11
BIJI TEMBAGA	1,855,786,400	1,689,546,569	-8.96	2,399,785,863	3,279,514,049	36.66
JAPAN	526,514,819	706,318,504	34.15	680,318,491	1,357,574,046	99.55
HONG KONG	0	1	-	0	44	-
KOREA, REPUBLIC OF	284,351,790	235,155,593	-17.3	355,270,034	453,797,337	27.73
CHINA	81,676,109	63,880,152	-21.79	102,366,293	109,466,153	6.94
SINGAPORE	15,771	20,000	26.82	18,318	4,000	-78.16
PHILIPPINES	158,033,084	71,536,858	-54.73	217,607,959	134,927,852	-37.99
INDIA	367,136,509	218,690,316	-40.43	469,951,275	426,684,882	-9.21
UNITED STATES	0	20	-	0	10	-
GERMANY, FED. REP. OF	54,343,298	26,383,676	-51.45	60,916,877	52,733,752	-13.43
FINLAND	21,120,772	0	-100	28,836,198	0	-100
SPAIN	345,227,248	367,561,449	6.47	461,403,950	744,325,973	61.32
BULGARIA	17,367,000	0	-100	23,096,468	0	-100
BIJI NIKEL	3,081,544,150	2,964,295,471	-3.8	115,707,699	136,201,607	17.71
JAPAN	1,656,650,200	1,652,922,499	-0.23	84,829,283	78,778,369	-7.13
KOREA, REPUBLIC OF	3,000,000	0	-100	66,000	0	-100
CHINA	73,353,000	26,500,000	-63.87	256,735	809,310	215.23
SINGAPORE	6,950	0	-100	510	0	-100
AUSTRALIA	898,354,000	481,262,758	-46.43	13,904,380	13,873,737	-0.22
CANADA	0	700	-	0	300	-
SWITZERLAND	0	41,097,000	-	0	4,544,131	-
GREECE	47,082,000	92,388,514	96.23	2,900,861	6,231,372	114.81
VATICAN CITY STATE (HOLY SEE)	50,000,000	0	-100	1,344,045	0	-100
UKRAINE	353,098,000	670,124,000	89.78	12,405,885	31,964,388	157.66
BAUKSIT	1,957,618,919	5,730,613,489	192.73	19,469,962	45,734,018	134.9
JAPAN	620,580,925	709,257,000	14.29	6,663,362	8,044,101	20.72
TAIWAN	13,500,000	50,800,000	276.3	47,250	177,800	276.3
CHINA	1,241,876,635	4,926,055,489	296.66	11,136,445	36,931,552	231.63
THAILAND	0	8,500,000	-	0	29,750	-
SINGAPORE	56,866,359	0	-100	639,009	0	-100
NETHERLANDS	24,795,000	0	-100	983,896	0	-100
RUSSIA FEDERATION	0	36,001,000	-	0	550,815	-
BIJI TIMAH/TIN	1,218,920	526,183	-56.83	481,357	73,552	-84.72
JAPAN	42	0	-100	21	0	-100
KOREA, REPUBLIC OF	18,622	0	-100	131,288	0	-100
CHINA	0	21,300	-	0	9,300	-
THAILAND	707,400	12	-100	141,480	6	-100
SINGAPORE	360,000	360	-99.9	99,000	990	-99
MALAYSIA	6,670	472,591	6985.32	14,410	5,105	-64.57
TURKEY	80,000	0	-100	88,000	0	-100
MAURITANIA	3,840	0	-100	518	0	-100
GERMANY, FED. REP. OF	42,200	0	-100	5,790	0	-100
BELGIUM	0	28,420	-	0	4,511	-
SWEDEN	0	3,500	-	0	53,640	-
RUSSIA FEDERATION	146	0	-100	850	0	-100
BATU BARA	103,987,402,941	148,376,647,672	42.69	3,450,994,915	4,924,666,376	42.7
JAPAN	22,142,222,901	28,096,718,386	26.89	858,340,322	1,067,314,724	24.35
HONG KONG	8,030,133,465	9,548,026,311	18.9	259,435,555	297,430,795	14.65
KOREA, DEMOCRATIC PEOPLE'S RI	30,636,000	196,379,000	541.01	965,034	6,199,674	542.43
KOREA, REPUBLIC OF	11,835,523,792	17,110,666,658	44.57	376,639,105	527,668,731	40.1
TAIWAN	13,949,280,241	22,559,826,018	61.73	509,896,325	796,091,131	56.13
CHINA	1,897,108,184	4,256,650,351	124.38	44,810,571	123,513,319	175.63
MACAU	0	64,051,000	-	0	1,665,326	-
PAPUA NEW GUINEA	0	47,000,000	-	0	822,500	-
THAILAND	5,227,529,451	6,763,818,975	29.39	151,323,243	189,301,056	25.1
SINGAPORE	88,727,141	115,566,047	30.25	4,498,936	3,711,665	-17.5
PHILIPPINES	2,977,938,360	4,553,071,542	52.89	110,872,300	154,862,288	39.68
MALAYSIA	6,044,008,241	7,375,537,868	22.03	164,517,688	227,057,551	38.01
VIET NAM	187,955,394	384,986,028	104.83	6,136,067	14,261,565	132.42
INDIA	13,016,237,482	17,160,954,983	31.84	358,452,114	507,039,552	41.45
PAKISTAN	882,442,716	1,434,779,532	62.59	29,673,691	51,933,462	75.02
SRI LANKA	71,451,000	79,165,238	10.8	1,359,726	2,700,792	98.63

TABEL 5. PERKEMBANGAN EKSPOR INDONESIA MENURUT KOMODITI DAN NEGARA TUJUAN

JENIS BARANG	BERAT BERSIH (KG)		PERUB	NILAI FOB (US \$)		PERUB
	JAN-OKT 2005	JAN-OKT 2006	%	JAN-OKT 2005	JAN-OKT 2006	%
(1)	(2)	(3)	(4)	(5)	(6)	(7)
IRAQ	15,028,000	0	-100	480,896	0	-100
TURKEY	0	41,301,000	-	0	1,156,428	-
UNITED ARAB EMIRATES	53,955,000	0	-100	2,050,290	0	-100
MOROCCO	0	310,760,000	-	0	11,909,684	-
GHANA	0	1	-	0	1	-
LIBERIA	64,328,000	0	-100	1,460,245	0	-100
CAMEROON	41,079,000	0	-100	790,770	0	-100
SIERRA LEONE	73,073,000	215,500,000	194.91	1,223,972	5,703,135	365.95
SOUTH AFRICA	535	0	-100	2	0	-100
AUSTRALIA	8,102,654	10,872	-99.87	203,069	231	-99.89
NEW ZEALAND	822,006,900	1,207,393,800	46.88	15,791,411	30,143,658	90.89
COOK ISLANDS	100,000	0	-100	4,000	0	-100
MARSHALL ISLANDS	0	444,764,000	-	0	12,661,446	-
EAST TIMOR	0	8,908	-	0	2,486	-
UNITED STATES	1,538,674,371	3,092,553,000	100.99	40,216,877	82,470,936	105.07
CANADA	0	58,948,000	-	0	1,711,260	-
CHILE	1,171,307,889	1,547,059,677	32.08	34,546,089	50,376,033	45.82
BRAZIL	73,807,000	72,925,000	-1.2	4,639,508	2,501,327	-46.09
UNITED KINGDOM	958,522,200	1,680,383,000	75.31	20,426,961	50,083,816	145.18
NETHERLANDS	1,667,627,704	3,803,466,000	128.08	63,748,960	136,166,558	113.6
FRANCE	409,395,000	481,145,000	17.53	14,727,187	20,365,764	38.29
GERMANY, FED. REP. OF	61,830,600	271,008,001	338.31	2,751,850	14,211,717	416.44
BELGIUM	0	143,604,000	-	0	4,308,150	-
SWITZERLAND	1,437,172,000	2,074,455,763	44.34	59,450,172	70,051,592	17.83
DENMARK	0	622,632,000	-	0	23,730,419	-
SWEDEN	0	51,700,000	-	0	1,641,475	-
IRELAND	602,400,000	776,464,736	28.9	39,056,331	30,439,421	-22.06
ITALY	5,313,804,742	6,404,400,295	20.52	182,935,305	239,878,876	31.13
SPAIN	2,710,167,174	3,402,019,759	25.53	77,599,295	97,224,986	25.29
PORTUGAL	0	473,308,000	-	0	23,850,346	-
GREECE	0	209,860,000	-	0	7,935,138	-
CROATIA	95,334,000	203,362,000	113.32	3,138,684	7,247,523	130.91
SLOVENIA	488,492,804	1,040,416,923	112.99	8,832,364	27,319,839	209.32
GRANIT	6,181,422,368	6,122,717,853	-0.95	22,810,197	21,510,689	-5.7
JAPAN	1,329	1,500	12.87	1,320	300	-77.27
CHINA	32,956,000	0	-100	127,280	0	-100
THAILAND	24,000	0	-100	1,000	0	-100
SINGAPORE	6,083,719,976	6,108,846,763	0.41	20,283,905	21,418,482	5.59
MALAYSIA	42,391,000	7,141,500	-83.15	181,310	56,574	-68.8
UNITED ARAB EMIRATES	540,854	0	-100	57,843	0	-100
SUDAN	2,900,000	0	-100	11,904	0	-100
AUSTRALIA	16,470,790	6,728,090	-59.15	2,140,667	35,333	-98.35
NETHERLANDS	2,418,419	0	-100	4,968	0	-100
PASIR ALAM	2,980,393,878	3,046,353,729	2.21	6,359,971	22,784,733	258.25
JAPAN	951	252	-73.5	17,549	63	-99.64
HONG KONG	1	1,256,089	125608800	5	232,523	4650360
KOREA, REPUBLIC OF	96,167	40,000	-58.41	45,039	4,360	-90.32
TAIWAN	16,008	98,000	512.19	1,654	57,920	3401.81
CHINA	5,508,183	49,386,767	796.61	411,617	15,287,891	3614.11
THAILAND	6,040,342	9,020,812	49.34	63,680	94,456	48.33
SINGAPORE	2,813,257,021	2,966,448,497	5.45	5,326,060	5,754,456	8.04
PHILIPPINES	4,000,000	4,065,000	1.63	40,000	43,475	8.69
MALAYSIA	115,311,920	416,200	-99.64	252,572	92,937	-63.2
BRUNEI DARUSSALAM	1,185	0	-100	150	0	-100
INDIA	0	20,000	-	0	1,795	-
SRI LANKA	29,000,111	15,159,904	-47.72	179,063	78,639	-56.08
UNITED ARAB EMIRATES	0	374,700	-	0	1,124,100	-
SAO TOME AND PRINCIPE	3,451	0	-100	7,334	0	-100
AUSTRALIA	7,158,538	48	-100	15,248	48	-99.69
UNITED STATES	0	60	-	0	20	-
GERMANY, FED. REP. OF	0	21,000	-	0	11,550	-
SWITZERLAND	0	46,000	-	0	460	-
ITALY	0	400	-	0	40	-
HASIL TAMBANG LAIN	3,955,205,466	5,630,082,307	42.35	67,538,422	107,931,453	59.81
JAPAN	32,033,999	12,262,277	-61.72	2,516,497	1,000,349	-60.25
HONG KONG	4,790,410	16,789,127	250.47	708,181	577,429	-18.46
KOREA, REPUBLIC OF	12,591,364	10,654,505	-15.38	1,332,879	1,854,706	39.15
TAIWAN	113,060,371	49,695,280	-56.05	3,647,007	2,451,427	-32.78
CHINA	1,030,059,972	2,287,842,854	122.11	31,909,881	70,148,037	119.83
MONGOLIA	0	21,000	-	0	3,702	-
MACAU	99,997	0	-100	37,200	0	-100
PAPUA NEW GUINEA	327	106,343	32420.8	863	17,524	1930.59
THAILAND	32,888,079	23,122,380	-29.69	2,449,572	2,409,044	-1.65

TABEL 5. PERKEMBANGAN EKSPOR INDONESIA MENURUT KOMODITI DAN NEGARA TUJUAN

JENIS BARANG	BERAT BERSIH (KG)		PERUB	NILAI FOB (US \$)		PERUB
	JAN-OKT 2005	JAN-OKT 2006	%	JAN-OKT 2005	JAN-OKT 2006	%
(1)	(2)	(3)	(4)	(5)	(6)	(7)
SINGAPORE	2,614,842,547	3,025,999,828	15.72	7,059,864	9,201,367	30.33
PHILIPPINES	7,977,538	9,420,045	18.08	1,356,871	1,978,277	45.8
MALAYSIA	33,827,276	33,373,376	-1.34	4,267,024	2,433,189	-42.98
MYANMAR (FORM. BURMA)	1,047,000	647,600	-38.15	139,095	79,034	-43.18
CAMBODIA	6,057,430	7,886,289	30.19	607,018	569,788	-6.13
BRUNEI DARUSSALAM	1,031	0	-100	599	0	-100
VIET NAM	18,665,238	9,979,365	-46.54	938,329	732,558	-21.93
MALDIVES	200	27,919	13859.5	1,000	10,529	952.9
INDIA	1,774,096	22,787,195	1184.44	228,701	502,200	119.59
PAKISTAN	100	114,110	114010	250	8,624	3349.6
BANGLADESH	19,030,670	19,671,695	3.37	2,224,116	2,649,337	19.12
SRI LANKA	257,200	445,145	73.07	21,174	53,376	152.08
IRAN (ISLAMIC REPUBLIC OF)	0	60,000	-	0	7,350	-
SAUDI ARABIA	81,099	32,947	-59.37	24,622	7,600	-69.13
KUWAIT	10,833	17,371	60.35	1,600	1,900	18.75
TURKEY	96,000	72,024	-24.98	3,840	960	-75
UNITED ARAB EMIRATES	2,362,000	40,150,068	1599.83	216,700	598,480	176.18
EGYPT	27,000	71,000	162.96	715	710	-0.7
TANZANIA, UNITED REPUBLIC OF	304,000	342,500	12.66	58,274	64,466	10.63
KENYA	874,000	1,200,930	37.41	164,184	240,252	46.33
REUNION	147	0	-100	1,501	0	-100
ANGOLA	0	635,874	-	0	101,955	-
NIGERIA	200,000	246,796	23.4	42,270	78,767	86.34
SENEGAL	44,000	0	-100	2,354	0	-100
SOUTH AFRICA	1,069,664	985,777	-7.84	99,349	183,653	84.86
COMOROS	2,619	0	-100	5,470	0	-100
MAURITIUS	0	197	-	0	882	-
AUSTRALIA	13,718,014	2,356,402	-82.82	1,504,349	892,709	-40.66
NEW ZEALAND	287,984	97,249	-66.23	52,737	13,927	-73.59
PALAU	750	901	20.13	3,000	6,309	110.3
VANUATU	714	0	-100	800	0	-100
FIJI	532,363	0	-100	73,846	0	-100
SAMOA	0	2,413	-	0	18,826	-
SOLOMON ISLANDS	407,501	0	-100	224,666	0	-100
TONGA	0	34,454	-	0	13,745	-
EAST TIMOR	703,793	13,520	-98.08	166,802	1,090	-99.35
UNITED STATES	3,440,665	1,936,860	-43.71	1,619,139	1,237,646	-23.56
CANADA	93,554	37,470	-59.95	84,145	29,619	-64.8
PANAMA	0	30,000	-	0	4,640	-
BRAZIL	0	110,857	-	0	32,158	-
TRINIDAD AND TOBAGO	499	0	-100	393	0	-100
JAMAICA	3	0	-100	12	0	-100
CAYMAN ISLANDS	35	0	-100	85	0	-100
MARTINIQUE	0	34	-	0	159	-
NETHERLANDS ANTILLES	0	8	-	0	180	-
UNITED KINGDOM	756,580	234,426	-69.02	55,713	63,402	13.8
NETHERLANDS	18,616	138,200	642.37	16,549	173,762	949.98
FRANCE	12,883	82,390	539.52	15,144	13,068	-13.71
GERMANY, FED. REP. OF	6,286	5,421	-13.76	4,692	6,651	41.75
AUSTRIA	115	0	-100	43	0	-100
BELGIUM	20,915	114,141	445.74	3,538,114	6,395,502	80.76
SWITZERLAND	707,118	49,626,312	6918.11	41,285	774,931	1777.03
LUXEMBOURG	0	99	-	0	1,188	-
NORWAY	0	40,400	-	0	2,020	-
FINLAND	10,000	0	-100	900	0	-100
IRELAND	82	0	-100	270	0	-100
ITALY	3,492	67,832	1842.5	9,240	15,837	71.4
SPAIN	1,415	327,116	23017.74	2,463	210,594	8450.3
PORTUGAL	300,013	0	-100	19,519	0	-100
ICELAND	0	144,094	-	0	48,165	-
GREECE	161	19,791	12192.55	548	7,800	1323.36
KYRGYZSTAN	105,000	0	-100	29,800	0	-100
CROATIA	708	0	-100	7,168	0	-100
CZECH REPUBLIC	0	100	-	0	53	-
BARANG-BARANG SENI	2,455,481	2,377,661	-3.17	5,688,586	7,349,944	29.21
JAPAN	103,361	123,352	19.34	250,917	455,733	81.63
HONG KONG	72,010	16,858	-76.59	290,565	406,904	40.04
KOREA, REPUBLIC OF	16,275	114,518	603.64	18,162	113,448	524.64
TAIWAN	34,146	15,802	-53.72	82,967	38,775	-53.26
CHINA	541	6,045	1017.38	1,492	53,552	3489.28
PAPUA NEW GUINEA	127	0	-100	844	0	-100
THAILAND	13,777	3,978	-71.13	95,132	6,467	-93.2
SINGAPORE	123,477	35,330	-71.39	142,624	1,611,390	1029.82
PHILIPPINES	54,760	2,788	-94.91	6,196	6,060	-2.19
MALAYSIA	88,176	144,559	63.94	219,185	216,184	-1.37

TABEL 5. PERKEMBANGAN EKSPOR INDONESIA MENURUT KOMODITI DAN NEGARA TUJUAN

JENIS BARANG	BERAT BERSIH (KG)		PERUB	NILAI FOB (US \$)		PERUB
	JAN-OKT 2005	JAN-OKT 2006	%	JAN-OKT 2005	JAN-OKT 2006	%
(1)	(2)	(3)	(4)	(5)	(6)	(7)
BRUNEI DARUSSALAM	1,322	296	-77.61	1,632	232	-85.78
VIET NAM	144,392	92	-99.94	79,145	1,318	-98.33
MALDIVES	249	1,197	380.72	1,807	9,461	423.57
INDIA	169	4,915	2808.28	440	9,581	2077.5
BANGLADESH	0	1,889	-	0	724	-
SRI LANKA	2,300	633	-72.48	594	1,601	169.53
AFGHANISTAN	560	0	-100	1,672	0	-100
IRAN (ISLAMIC REPUBLIC OF)	6,276	7,822	24.63	2,363	47,798	1922.77
SAUDI ARABIA	8,595	3,179	-63.01	16,562	9,690	-41.49
KUWAIT	9,361	40,290	330.4	8,852	4,962	-43.94
JORDAN	3,221	1,058	-67.15	2,532	677	-73.26
LEBANON	862	371	-56.96	2,067	1,529	-26.03
YEMEN	0	279	-	0	418	-
OMAN	0	38	-	0	250	-
SYRIA ARAB REPUBLIC	26	0	-100	8	0	-100
TURKEY	113,577	99,499	-12.4	153,470	125,445	-18.26
UNITED ARAB EMIRATES	30,212	29,081	-3.74	323,943	78,356	-75.81
QATAR	0	91	-	0	80	-
BAHRAIN	571	816	42.91	441	3,437	679.37
CYPRUS	1,958	4,673	138.66	2,970	16,950	470.71
EGYPT	43,312	991	-97.71	5,385	1,433	-73.39
MOROCCO	379	200	-47.23	425	306	-28
TUNISIA	838	3,106	270.64	2,229	7,458	234.59
SUDAN	0	123	-	0	58	-
MADAGASCAR	1,117	548	-50.94	1,250	646	-48.32
KENYA	982	0	-100	4,209	0	-100
REUNION	4,703	10,616	125.73	10,494	29,584	181.91
GHANA	0	21	-	0	40	-
ANGOLA	0	132	-	0	362	-
NIGERIA	40	0	-100	225	0	-100
GABON	115	0	-100	107	0	-100
SENEGAL	29,035	16,264	-43.98	25,180	14,622	-41.93
U.S. VIRGIN ISLANDS	272	61	-77.57	425	212	-50.12
SEYCHELLES	449	0	-100	688	0	-100
SOUTH AFRICA	9,516	5,429	-42.95	14,746	11,280	-23.5
MAURITIUS	2,476	2,504	1.13	3,561	5,773	62.12
VIRGIN ISLANDS (BRITISH)	109	4	-96.33	666	40	-93.99
AUSTRALIA	300,881	204,196	-32.13	442,144	393,734	-10.95
NEW ZEALAND	147,326	10,502	-92.87	214,472	24,864	-88.41
MICRONESIA, FEDERATED STATES	0	361	-	0	814	-
GUAM	2,171	840	-61.31	8,182	1,166	-85.75
NEW CALEDONIA	11,419	8,758	-23.3	32,822	15,956	-51.39
NORTHERN MARIANA ISLANDS	504	313	-37.9	781	551	-29.45
VANUATU	24,183	704	-97.09	12,802	1,410	-88.99
WALLIS AND FUTUNA ISLANDS	0	1,479	-	0	3,233	-
COOK ISLANDS	52	4,492	8538.46	21	11,633	55295.24
FIJI	31,244	18,940	-39.38	34,790	34,122	-1.92
EAST TIMOR	2,145	20,026	833.61	12,206	1,109	-90.91
UNITED STATES	233,828	279,798	19.66	1,208,554	1,086,067	-10.14
CANADA	17,447	19,922	14.19	62,825	37,224	-40.75
MEXICO	6,133	7,815	27.43	8,653	14,391	66.31
PANAMA	0	1,203	-	0	1,683	-
CHILE	236	3,220	1264.41	939	3,169	237.49
VENEZUELA	347	773	122.77	453	1,473	225.17
ARGENTINA	1,216	2,354	93.59	752	4,996	564.36
BRAZIL	840	3,797	352.02	4,914	6,099	24.11
COLOMBIA	382	157	-58.9	2,952	264	-91.06
PERU	0	30	-	0	144	-
JAMAICA	0	196	-	0	176	-
PUERTO RICO	2,046	495	-75.81	4,963	389	-92.16
DOMINICAN REPUBLIC	1,666	698	-58.1	2,199	1,606	-26.97
EL SALVADOR	1,068	235	-78	910	482	-47.03
COSTA RICA	7,360	6,748	-8.32	13,066	7,037	-46.14
HAITI	0	206	-	0	572	-
BARBADOS	42	45	7.14	45	189	320
ANTIGUA AND BARBUDA	432	513	18.75	1,598	242	-84.86
ANGUILLA	206	0	-100	243	0	-100
ARUBA	2,027	4,225	108.44	3,500	8,158	133.09
CAYMAN ISLANDS	0	22	-	0	894	-
DOMINICA	1,871	1,085	-42.01	2,241	1,224	-45.38
FRENCH GUIANA	104	3,762	3517.31	121	1,894	1465.29
FRENCH POLYNESIA	20,691	17,737	-14.28	25,693	27,586	7.37
MARTINIQUE	462	1,391	201.08	669	2,984	346.04
NETHERLANDS ANTILLES	12,396	3,961	-68.05	25,309	16,248	-35.8
TURKS AND CAICOS ISLANDS	0	270	-	0	720	-
GUADELOUPE	965	1,589	64.66	3,163	3,793	19.92

TABEL 5. PERKEMBANGAN EKSPOR INDONESIA MENURUT KOMODITI DAN NEGARA TUJUAN

JENIS BARANG	BERAT BERSIH (KG)		PERUB	NILAI FOB (US \$)		PERUB
	JAN-OKT 2005	JAN-OKT 2006	%	JAN-OKT 2005	JAN-OKT 2006	%
(1)	(2)	(3)	(4)	(5)	(6)	(7)
UNITED KINGDOM	37,941	105,691	178.57	68,684	180,393	162.64
NETHERLANDS	117,395	128,097	9.12	497,670	381,030	-23.44
FRANCE	127,129	159,813	25.71	210,993	432,900	105.17
GERMANY, FED. REP. OF	77,565	139,183	79.44	234,287	297,663	27.05
AUSTRIA	4,643	4,274	-7.95	32,982	11,240	-65.92
BELGIUM	30,405	67,017	120.41	47,898	120,587	151.76
SWITZERLAND	2,191	3,118	42.31	14,597	9,518	-34.79
LUXEMBOURG	8	0	-100	105	0	-100
DENMARK	4,533	13,069	188.31	12,398	62,538	404.42
NORWAY	2,808	196	-93.02	7,648	2,323	-69.63
SWEDEN	19,683	32,506	65.15	34,128	33,949	-0.52
FINLAND	125	212	69.6	211	1,969	833.18
IRELAND	2,585	7,333	183.68	4,576	14,449	215.76
ITALY	120,102	193,125	60.8	272,619	376,119	37.97
SPAIN	91,106	163,318	79.26	263,104	352,676	34.04
PORTUGAL	3,342	3,092	-7.48	7,662	4,068	-46.91
GREECE	12,455	9,935	-20.23	17,313	10,410	-39.87
HUNGARY	1,393	5,299	280.4	3,249	12,580	287.2
POLAND	1,954	1,765	-9.67	1,230	6,637	439.59
ROMANIA	576	935	62.33	599	815	36.06
BULGARIA	0	1,557	-	0	8,410	-
YUGOSLAVIA	60	0	-100	137	0	-100
KAZAKHSTAN	306	561	83.33	635	850	33.86
UKRAINE	333	132	-60.36	505	300	-40.59
LITHUANIA	428	64	-85.05	2,480	387	-84.4
CROATIA	504	1,381	174.01	1,708	5,820	240.75
MALTA	15,716	0	-100	8,854	0	-100
SLOVAKIA	0	642	-	0	5,333	-
SLOVENIA	10,059	425	-95.77	31,964	279	-99.13
CZECH REPUBLIC	14,341	200	-98.61	1,042	87	-91.65
RUSSIA FEDERATION	461	2,415	423.86	1,154	5,482	375.04
BARANG KIRIMAN, POS DAN YANG	16,002	0	-100	15,700	0	-100
SINGAPORE	2	0	-100	170	0	-100
AUSTRALIA	16,000	0	-100	15,530	0	-100
LAINNYA	1,001,423	3,069	-99.69	1,361,104	200,401	-85.28
JAPAN	222	17	-92.34	4,612	7,000	51.78
HONG KONG	409	400	-2.2	862	1,400	62.41
SINGAPORE	496	2,510	406.05	8,639	191,420	2115.77
UNITED STATES	1,000,056	142	-99.99	1,342,916	581	-99.96
GERMANY, FED. REP. OF	54	0	-100	1,277	0	-100
BELGIUM	186	0	-100	2,798	0	-100
TOTAL EKSPOR	211,490,321,306	264,472,378,987	25.05	70,650,819,008	82,270,228,228	16.45