



Katalog BPS: 8202006

BULETIN

STATISTIK PERDAGANGAN LUAR NEGERI
FOREIGN TRADE STATISTICAL BULLETIN

IMPOR / IMPORTS

Oktober
October

2011



BADAN PUSAT STATISTIK

BULETIN

STATISTIK PERDAGANGAN LUAR NEGERI
FOREIGN TRADE STATISTICAL BULLETIN

IMPOR / IMPORTS

Oktober
October **2011**



Buletin
STATISTIK PERDAGANGAN LUAR NEGERI
FOREIGN TRADE STATISTICAL BULLETIN
IMPOR/IMPORTS

Oktober/October 2011

No. Publikasi / Publication Number : 06120.

No. ISSN / ISSN : 0126-3668

Katalog BPS / BPS Catalogue : 8202006

Ukuran Buku / Book Size : 21 Cm x 28 Cm

Jumlah Halaman / Number of pages : 180 halaman/pages

Naskah / Manuscript :

Subdirektorat Statistik Impor

Subdirectorate of Import Statistics

Gambar Kulit / Cover Design :

Subdirektorat Publikasi dan Kompilasi Statistik

Subdirectorate of Statistical Publication and Compilation

Diterbitkan oleh / Published by :

Badan Pusat Statistik, Jakarta-Indonesia

BPS - Statistics Indonesia

Dicetak oleh / Printed by :

Boleh dikutip dengan menyebut sumbernya

May be cited with reference to the source

KATA PENGANTAR

Publikasi Statistik Impor Oktober 2011 merupakan kelanjutan dari publikasi sebelumnya yang diterbitkan secara bulanan oleh Badan Pusat Statistik Republik Indonesia (BPS-RI). Data yang disajikan dalam publikasi ini, mencakup :

- A. Impor menurut Golongan Barang HS, Golongan Barang SITC, Komoditi (HS), Negara Asal, Pelabuhan Impor, Negara Asal dan Lima Golongan Barang Utama SITC 3 digit, Komoditi tertentu dan Negara Asal Utama
- B. Impor Kawasan Berikat menurut Golongan Barang HS 2 digit, Golongan Barang SITC, Negara Asal, Provinsi dan Pelabuhan Impor

Ucapan terima kasih dan penghargaan yang setinggi-tingginya disampaikan kepada Direktorat Jenderal Bea dan Cukai, Kementerian Keuangan dan Bank Indonesia yang telah secara teratur dan berkesinambungan mengirimkan dokumen PIB, serta PT. Pertamina yang telah memberikan data impor minyak dan gas secara rutin. Selanjutnya, kepada semua pihak yang juga telah membantu BPS-RI sehingga memungkinkan diterbitkannya publikasi ini diucapkan terima kasih.

Akhirnya, kami mengharapkan semoga publikasi ini bermanfaat bagi pengguna data.

Jakarta, Januari 2012

Badan Pusat Statistik

Deputi Bidang Statistik Distribusi dan Jasa,



Djamal, S.E., M.Sc

NIP. 195203151975031003

FOREWORD

The monthly publication of import statistics, is a sequential issue from the preceding publication which developed by The BPS-Statistics of the Republic of Indonesia. This Publication covered:

- A. Import by HS Commodity Groups, SITC Commodity Groups, Commodity (HS), Country of Origin, Port of Importation, Country of Origin and Five Major SITC Commodity Group, Certain Commodities import by Main Country of Origin
- B. Bonded Zone import by Commodity 2 Digits HS, by SITC Commodity Group, Country of Origin, by Province and port of Importation

Deeply gratitude and the highest appreciation are due to the Directorate General of Custom, Ministry of Finance and Bank of Indonesia of their contribution of regularly in sending documents, and also to PT. Pertamina for the best cooperation in supporting data of oil and gas so that BPS published this edition successfully.

Finally, it is hoped that this publication would be useful for users.

Jakarta, January 2012
BPS-Statistics Indonesia
Distribution and Service Statistics



Djamal, S.E., M.Sc
Deputy of Director General

PENJELASAN

1. DAERAH PENCATATAN

Daerah pencatatan statistik dalam publikasi ini meliputi seluruh wilayah Republik Indonesia.

2. SUMBER DOKUMEN

Statistik dikumpulkan berdasarkan dokumen impor (Pemberitahuan Impor Barang (PIB - BC 2.0) dan Pemberitahuan Pengangkutan Barang Impor (PPBI – BC 2.3) yang diisi oleh importir. Dokumen PIB - BC 2.0 dan PPBI - BC 2.3 diterima dari Bea dan Cukai dan berlaku sejak April 1997 berdasarkan Surat Keputusan Menteri Keuangan nomor 101/KMK.05/1997 tanggal 10 Maret 1997.

3. SISTEM PERDAGANGAN

Sistem pencatatan Statistik Perdagangan Luar Negeri mempergunakan Sistem Perdagangan Umum (*the General Trade System*) atau dengan Sistem Perdagangan Khusus (*the Special Trade System*). Dalam Sistem Perdagangan Umum, Kawasan Berikat dianggap sebagai "dalam negeri", sedangkan dalam Sistem Perdagangan Khusus, dianggap sebagai "luar negeri". Sejak Januari 2008, sistem pencatatan Statistik Impor menggunakan Sistem Perdagangan Umum.

4. RUANG LINGKUP

Pencatatan Statistik Impor meliputi seluruh barang-barang yang masuk ke wilayah Indonesia.

5. KASUS KHUSUS

Sebagian impor kapal laut dan pesawat beserta suku cadangnya termasuk dalam Statistik Impor.

Barang-barang luar negeri yang diolah atau diperbaiki didalam negeri tetap dicatat sebagai barang impor, meskipun setelah barang tersebut selesai diproses akan kembali ke luar negeri (*re-ekspor*).

Barang-barang di bawah ini tidak termasuk di dalam Statistik Impor:

- a. Pakaian dan barang-barang perhiasan penumpang.
- b. Barang-barang penumpang untuk dipakai sendiri, kecuali lemari es, pesawat TV dan sebagainya.
- c. Barang-barang yang diimpor untuk keperluan perwakilan (kedutaan) suatu negara.
- d. Barang-barang untuk ekspedisi dan ekshibisi/pameran.
- e. Sebagian barang-barang yang langsung diimpor oleh angkatan bersenjata.
- f. Pembungkus/peti kemas.
- g. Uang dan surat-surat berharga.
- h. Barang-barang sebagai contoh.

6. SISTEM PENGOLAHAN

Data dalam publikasi ini mencakup dokumen PIB selama Oktober 2011 yang diterima oleh Badan Pusat Statistik sampai akhir November 2011. Sistem pengolahan menggunakan *Carry Over*. Dengan metode ini dokumen-dokumen dari Bea dan Cukai ditunggu selama satu bulan setelah bulan berjalan. Dokumen-dokumen yang datang terlambat akan dimasukkan dalam bulan pengolahan berikutnya.

7. KLASIFIKASI JENIS BARANG

Penggolongan barang yang digunakan di dalam statistik impor adalah klasifikasi Barang Impor yang berdasarkan pada Buku Tarif Bea Masuk Indonesia 2007 (BTBMI 2007) yang mengacu pada amandemen keempat dari World Customs Organization (WCO) sebagai lembaga Internasional yang menyusun klasifikasi Harmonized System (HS). Disamping menggunakan HS sebagai klasifikasi jenis barang, juga digunakan Standard International Trade Classification (SITC) Revisi 4.

8. PERIODE REFERENSI

Periode penentuan impor adalah tanggal penyelesaian dokumen oleh pejabat-pejabat Bea dan Cukai yang terdapat dalam dokumen impor.

9. NILAI BARANG

Nilai barang dinyatakan dalam nilai CIF (US\$) dan nilai Kurs Oktober 2011 yang digunakan adalah US\$ 1 = Rp.8.929,-

10. SATUAN BARANG

Berat barang impor adalah berat bersih dan dinyatakan dalam Kg.

11. NEGARA ASAL

Negara asal adalah negara dimana barang-barang tersebut dihasilkan yang dokumennya setelah diperiksa oleh pejabat Bea dan Cukai dan dinyatakan sesuai dengan peraturan yang berlaku.

EXPLANATORY NOTES

1. AREA RECORDINGS

The statistical recording area in this publication covers the entire territory of the Republic of Indonesia.

2. SOURCE OF DOCUMENTS

Statistics are compiled based on Import Declaration Form (Pemberitahuan Impor Barang (PIB-BC 2.0) or Pemberitahuan Pengangkutan Barang Impor (PPBI-BC 2.3)) of Import documents that are filled by importers. The PIB documents received from Customs and Excise, prevailing on April 1, 1997, based on Minister of Finance Decree No. 101/KMK.05/1997, March 10, 1997.

3. TRADE SYSTEM

The systems of recording Foreign Trade Statistics apply the General Trade System or the Special Trade System. In the General Trade System, the Bonded Zone is regarded as "*Domestic*", while in the Special Trade System; the Bonded Zone is regarded as "*Abroad*". Since January 2008, the systems of recording import Statistics have applied the General Trade System.

4. COVERAGE

The recording Import Statistics covers all goods entering the Indonesian territory.

5. PARTICULAR CASES

5.1 Part of importation of sea vessels and airplanes and their spare parts are included in the Import Statistics.

5.2 Overseas goods which are processed or modified in Indonesian Country are recorded as importation, although after the goods finish process will return to abroad (re-exports).

5.3 The goods here under are not included in the Import Statistics:

- a. Clothes and jewelry of passengers.
- b. Luggage of passengers of own use, except refrigerators, television sets, etc.
- c. Goods imported for the use of foreign countries representations (embassies).
- d. Goods for expeditions and exhibition shows.
- e. A part of the goods directly imported by armed forces.
- f. Packing's containers to be refilled.
- g. Bank notes and securities.
- h. Sample goods.

6. PROCESSING SYSTEM

The data in this publication covers documents of October 2011 were received by the BPS to the end of November, 2011. The documents are processed using a carry over system. The deadline for the acceptance of documents of a certain month is one month after the reference period, which means the end of the following month. The documents accepted after the deadline is considered as the document of the following month.

7. COMMODITY CLASSIFICATION

The classification of goods in this publication applies the 2007 Indonesia's Tariff Classification, based on fourth amendment from World Customs Organization (WCO) as an International Organization who arranged the Classification of Harmonized System (HS). Besides applying the HS, the Standard International Trade Classification (SITC) Revised 4 is also applied in the classification of goods.

8. REFERENCE PERIOD

The period of import determination is the date of settlement/completion by the Customs and Excise Officials as stated in the Import documents.

9. COMMODITY VALUATION

The values recorded, are the CIF value (US\$). The exchange rate use for October 2011, US\$1 = Rp.8.929,-

10. UNIT OF COMMODITY

The net weight imported of goods are present to Kg.

11. COUNTRY OF ORIGIN

Country of origin is the country in which the goods have been produced, after being verified by Customs and Excise Officials, pursuant to the prevailing regulations

DAFTAR ISI/CONTENTS

	Halaman/Page
KATA PENGANTAR/FOREWORD	iii-iv
PENJELASAN/EXPLANATORY NOTES	v-viii
DAFTAR ISI/CONTENTS	ix
RINGKASAN/SUMMARY	xi-xix
Tabel/Table I-1. Import Menurut Golongan Barang HS/ <i>Import by HS Commodity Groups</i> Menurut 21 Golongan Barang HS/ <i>By 21 HS Commodity Groups</i>	1
Menurut Golongan Barang 2 Dijit HS/ <i>By Commodity Groups 2 Digit</i> <i>Code HS</i>	2
Menurut 40 Golongan Barang HS Terbesar/ <i>By 40 Biggest</i> <i>Commodities 10 Digit HS Code</i>	3
Tabel/Table I-2. Impor Menurut Golongan Barang SITC/ <i>Import by SITC Commodity</i> <i>Groups</i>	4-8
Tabel/Table I-3. Impor Menurut Komoditi (HS)/ <i>Import by Commodity (HS)</i>	9-119
Tabel/Table I-4. Impor Menurut Negara Asal/ <i>Import by Country of Origin</i>	120-122
Tabel/Table I-5. Impor Menurut Pelabuhan Impor/ <i>Import by Port of Importation</i>	123-125
Tabel/Table I-6. Impor Menurut Negara Asal dan Lima Golongan Barang (SITC) Utama/ <i>Import by Country of Origin and Five Major SITC Commodity</i> <i>Group</i>	126-152
Tabel/Table I-7. Impor Komoditi Tertentu Menurut Negara Asal Utama/ <i>Certain</i> <i>Commodities Import by Main Country of Origin</i>	153-156
Tabel/Table K1. Import Kawasan Berikat Menurut Golongan Barang 2 Dijit HS/ <i>Bonded</i> <i>Zone Import by Commodity 2 Digits HS</i>	157-158
Tabel/Table K2. Impor Kawasan Berikat Menurut Golongan Barang SITC/ <i>Bonded Zone Import by SITC Commodity Group</i>	159-164
Tabel/Table K3. Impor Kawasan Berikat Menurut Negara Asal/ <i>Bonded Zone</i> <i>Import by Country of Origin</i>	165-168
Tabel/Table K4. Impor Kawasan Berikat Menurut Provinsi dan Pelabuhan Impor/ <i>Bonded Zone Import by Province and Port of Importation</i>	169

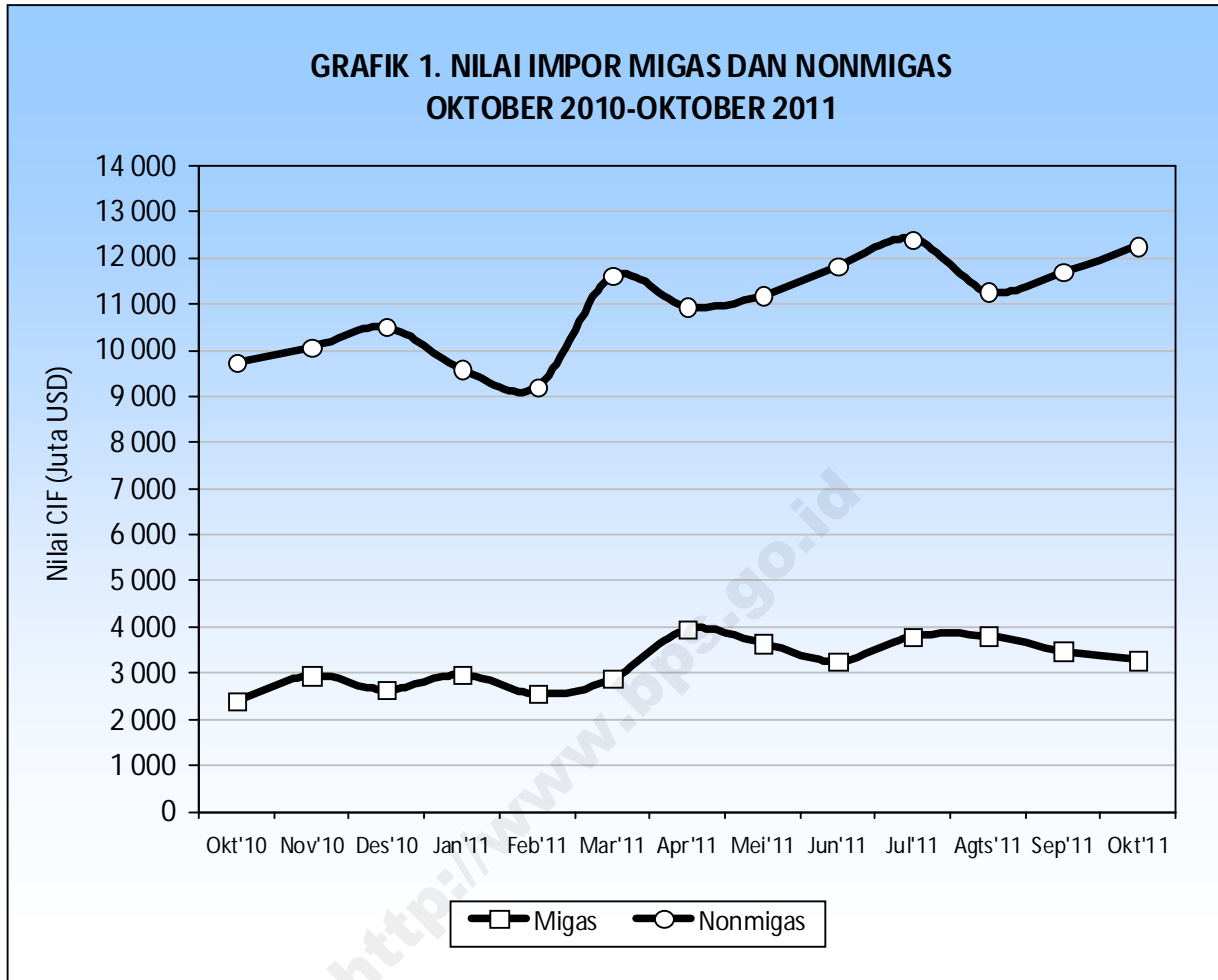
RINGKASAN

Pada Oktober 2011 nilai impor mencapai USD15.533,4 juta yang terdiri dari impor melalui Kawasan Berikat sebesar USD2.127,6 juta (13,70 persen) dan di Luar Kawasan Berikat sebesar USD13.405,8 juta (86,30 persen). Nilai impor migas Indonesia mencapai USD3.279,1 juta atau 21,11 persen dari total impor Indonesia. Sedangkan nilai impor nonmigas Indonesia mencapai USD12.254,3 juta dan memberikan peranan sebesar 78,89 persen terhadap total impor Indonesia.

**TABEL 1. IMPOR MIGAS DAN NONMIGAS
OKTOBER 2010 – OKTOBER 2011**

Tahun/Bulan	Migas		Nonmigas		Total		
	Indonesia	Kawasan Berikat	Indonesia	Kawasan Berikat	Indonesia	Kawasan Berikat	
Nilai CIF (Juta USD)							
2010	Oktober	2 384,4	35,2	9 735,6	1 748,7	12 120,0	1 783,9
	November	2 947,0	28,1	10 060,6	1 859,3	13 007,6	1 887,4
	Desember	2 643,0	5,5	10 503,7	1 881,1	13 146,7	1 886,6
2011	Januari	2 971,8	9,6	9 586,9	1 801,3	12 558,7	1 810,9
	Februari	2 544,7	8,5	9 205,2	1 499,1	11 749,9	1 507,6
	Maret	2 876,9	135,8	11 609,3	2 033,3	14 486,2	2 169,1
	April	3 954,0	5,5	10 934,2	1 922,3	14 888,2	1 927,8
	Mei	3 647,8	74,5	11 178,1	1 975,9	14 825,9	2 050,4
	Juni	3 244,6	6,9	11 827,4	1 799,3	15 072,0	1 806,2
	Juli	3 799,5	3,4	12 407,8	2 038,3	16 207,3	2 041,7
	Agustus	3 808,5	15,2	11 266,9	1 758,9	15 075,4	1 774,1
	September	3 477,2	50,0	11 691,9	1 558,3	15 169,1	1 608,3
	Oktober	3 279,1	8,0	12 254,3	2 119,6	15 533,4	2 127,6
Peranan Terhadap Total Impor (%)							
2010	Oktober	19,67	1,97	80,33	98,03	100,00	100,00
	November	22,66	1,49	77,34	98,51	100,00	100,00
	Desember	20,10	0,29	79,90	99,71	100,00	100,00
2011	Januari	23,66	0,53	76,34	99,47	100,00	100,00
	Februari	21,66	0,56	78,34	99,44	100,00	100,00
	Maret	19,86	6,26	80,14	93,74	100,00	100,00
	April	26,56	0,29	73,44	99,71	100,00	100,00
	Mei	24,60	3,63	75,40	96,37	100,00	100,00
	Juni	21,53	0,38	78,47	99,62	100,00	100,00
	Juli	23,44	0,17	76,56	99,83	100,00	100,00
	Agustus	25,26	0,86	74,74	99,14	100,00	100,00
	September	22,92	3,11	77,08	96,89	100,00	100,00
	Oktober	21,11	0,38	78,89	99,62	100,00	100,00

Dari total nilai impor migas Indonesia, impor melalui Kawasan Berikat hanya sebesar USD8,0 juta atau 0,24 persen, sedangkan sisanya sebanyak USD3.271,1 juta (99,76 persen) di Luar Kawasan Berikat. Sementara itu, nilai impor nonmigas di Luar Kawasan Berikat mencapai USD10.134,7 juta atau 82,70 persen dan yang melalui Kawasan Berikat sebesar USD2.119,6 juta (17,30 persen).



Dilihat dari peranannya, selama tiga belas bulan terakhir impor migas memberikan kontribusi rata-rata 22,54 persen per bulan dan impor nonmigas sebesar 77,46 persen per bulan. Sementara itu, pada Oktober 2010 peranan impor migas mencapai 21,11 persen yang berarti angka tersebut berada di bawah rata-rata. Sebaliknya peranan impor nonmigas berada di atas rata-rata yaitu 78,89 persen.

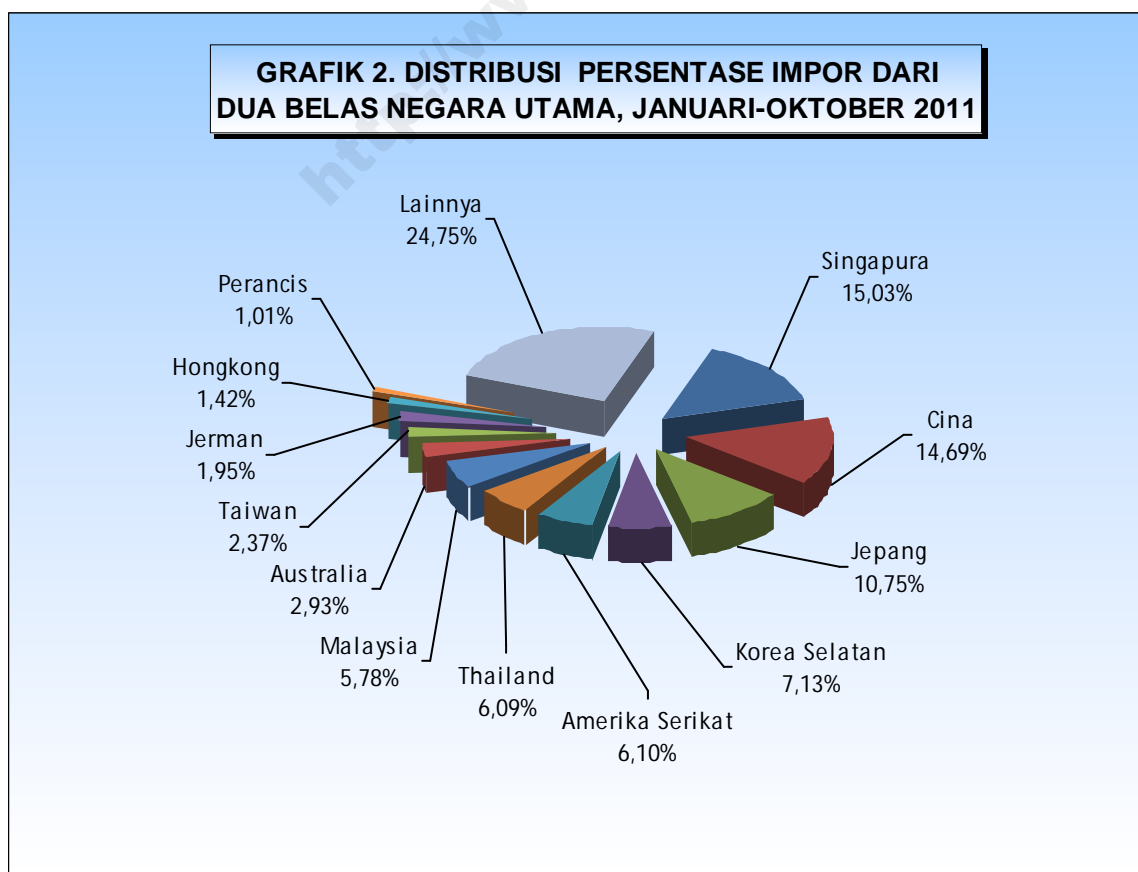
Dengan diterapkannya Sistem Perdagangan Umum (*General Trade System*) dalam pencatatan statistik impor, secara keseluruhan nilai impor barang yang tercatat mengalami kenaikan yang nyata (signifikan).

**TABEL 2. PERKEMBANGAN IMPOR MIGAS DAN NONMIGAS
JANUARI-OKTOBER, 2007-2011**

Bulan/ Tahun	Nilai (Juta USD)			Peranan (%)		
	Migas	Nonmigas	Total	Migas	Nonmigas	Total
Jan-Okt :						
SPK : 2007	17 078,9	42 982,6	60 061,5	28,44	71,56	100,00
SPU : 2008	28 180,4	84 239,9	112 420,3	25,07	74,93	100,00
2009	15 054,4	62 660,2	77 714,6	19,37	80,63	100,00
2010	21 822,7	87 686,3	109 509,0	19,93	80,07	100,00
2011	33 604,1	111 962,0	145 566,1	23,09	76,91	100,00

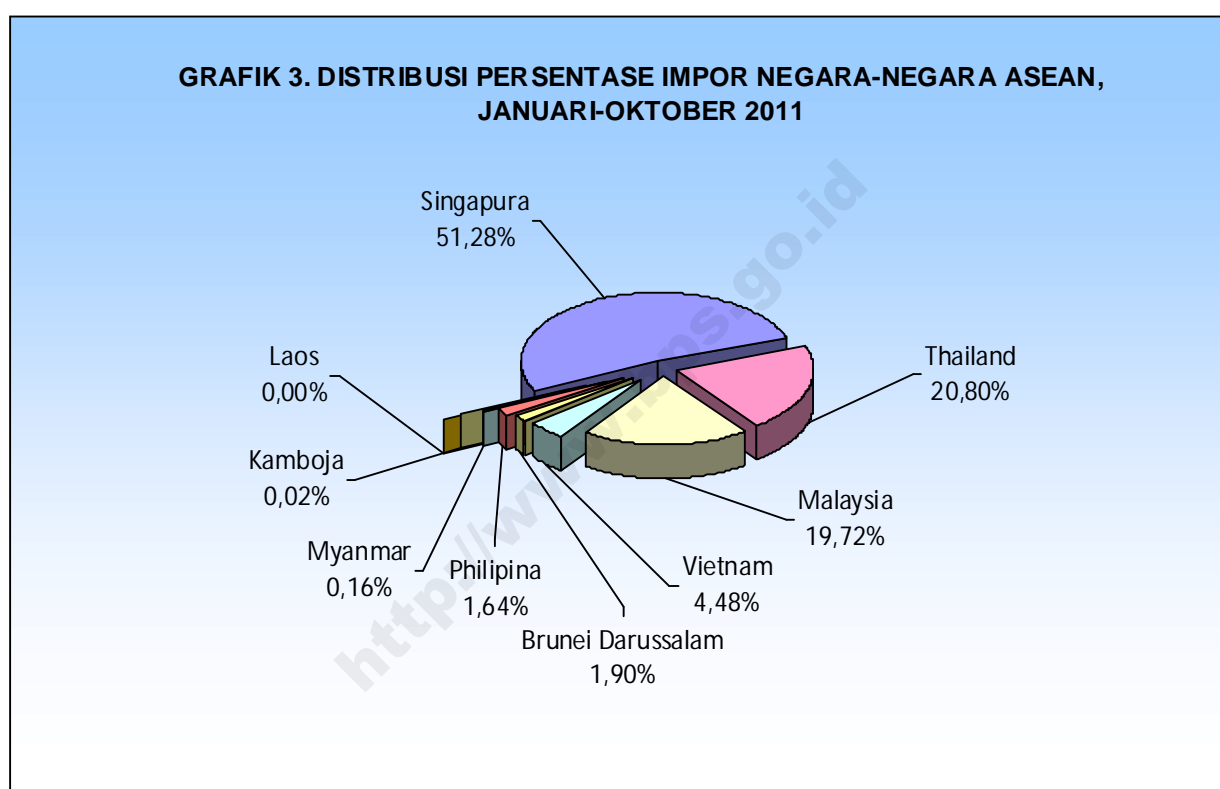
Keterangan : SPK = Sistem Perdagangan Khusus
SPU = Sistem Perdagangan Umum

Impor migas Januari-Oktober 2011 sebesar USD33.604,1 juta atau meningkat 53,99 persen jika dibandingkan impor migas periode yang sama tahun sebelumnya. Demikian halnya dengan impor nonmigas Januari-Oktober 2011 yaitu sebesar USD111.962,0 juta atau meningkat sebesar 27,68 persen dibanding impor nonmigas Januari-Oktober 2010 yang sebesar USD87.686,3 juta. Dilihat dari nilainya, selama Januari-Oktober periode 2007-2011 di dominasi oleh impor nonmigas dengan rata-rata peranan sebesar 76,82 persen per tahun. Dengan demikian dapat disimpulkan bahwa perekonomian Indonesia selama ini masih bertumpu pada impor sektor nonmigas.



Dari keseluruhan nilai impor pada Januari-Oktober 2011, 75,25 persen berasal dari dua belas negara utama. Singapura menempati posisi pertama, yaitu 15,03 persen dari total impor Indonesia, diikuti oleh Cina (14,69 persen), Jepang (10,75 persen), Korea Selatan (7,13 persen), Amerika Serikat (6,10 persen), Thailand (6,09 persen), Malaysia (5,78 persen), Australia (2,93 persen), Taiwan (2,37 persen), Jerman (1,95 persen), Hongkong (1,42 persen), dan Perancis (1,01 persen).

Impor terbesar pada Januari-Oktober 2011 berasal dari kelompok sembilan negara APEC Lainnya yakni mencapai 39,93 persen atau sebesar USD58.129,6 juta. Kelompok negara ASEAN berada di urutan berikutnya dengan peranan sebesar 29,30 persen (USD42.656,9 juta), kemudian diikuti kelompok negara NAFTA sebesar 7,44 persen (USD10.832,4 juta), kelompok negara Uni Eropa 6,93 persen (USD10.080,3 juta), sedangkan kelompok negara lainnya menyumbang 16,40 persen (USD23.866,9 juta).



Jika dilihat impor Indonesia dari kelompok ASEAN, selama Januari-Oktober 2011 peranan impor yang paling tinggi adalah dari *Singapura* dengan peranan sebesar 51,28 persen dari total impor ASEAN. *Thailand* menempati urutan kedua sebesar 20,80 persen, diikuti oleh *Malaysia* (19,72 persen), *Vietnam* (4,48 persen), *Brunei Darussalam* (1,90 persen), *Philipina* (1,64 persen) sementara peranan impor dari *Myanmar*, *Kamboja* dan *Laos* masih di bawah satu persen.

Dari kelompok negara Uni Eropa, selama Januari-Oktober 2011 peranan impor yang paling tinggi adalah dari *Jerman* dengan peranan sebesar 28,21 persen dari total impor Uni Eropa. *Perancis* menempati urutan kedua dengan peranan 14,59 persen, diikuti oleh *Italia* (9,88 persen), *Inggris* (9,68 persen), dan *Swedia* (7,05 persen).

**TABEL 3. NILAI DAN PERANAN IMPOR
DARI KELOMPOK NEGARA ASEAN, NAFTA, DAN UNI EROPA
JANUARI-OKTOKER 2010 DAN 2011**

KELOMPOK NEGARA	Januari-Oktoker 2010		Januari-Oktoker 2011		Perubahan Jan-Okt 2011 thd Jan-Okt 2011 (%)
	Nilai (Juta USD)	Peranan (%)	Nilai (Juta USD)	Peranan (%)	
APEC					
ASEAN	31 456,8	28,73	42 656,9	29,30	35,60
Thailand	6 195,7	5,66	8 871,5	6,09	43,19
Singapura	16 636,9	15,19	21 875,5	15,03	31,49
Philipina	600,1	0,55	701,0	0,48	16,81
Malaysia	6 704,2	6,12	8 413,4	5,78	25,49
Myanmar	27,6	0,03	66,8	0,05	142,03
Kamboja	3,9	0,01	6,0	0,00	53,85
Brunei Darussalam	561,5	0,51	810,9	0,56	44,42
Laos	0,3	0,00	1,2	0,00	300,00
Vietnam	726,6	0,66	1 910,6	1,31	162,95
NAFTA	8 943,3	8,17	10 832,4	7,44	21,12
Amerika Serikat	7 905,8	7,22	8 884,8	6,10	12,38
Kanada	885,5	0,81	1 638,4	1,13	85,03
Meksiko	152,0	0,14	309,2	0,21	103,42
NEGARA APEC LAINNYA	45 021,6	41,11	58 129,6	39,93	29,11
Jepang	13 869,4	12,66	15 643,2	10,75	12,79
Hongkong	1 467,3	1,34	2 066,0	1,42	40,80
Korea Selatan	6 251,0	5,71	10 371,9	7,12	65,92
Taiwan	2 650,0	2,42	3 446,8	2,37	30,07
Cina	16 597,7	15,16	21 389,7	14,69	28,87
Papua New Guinea	21,7	0,02	31,3	0,02	44,24
Australia	3 295,7	3,01	4 259,8	2,93	29,25
Selandia Baru	616,0	0,56	625,2	0,43	1,49
Chili	252,8	0,23	295,7	0,20	16,97
UNI EROPA	7 996,7	7,30	10 080,3	6,93	26,06
Jerman	2 429,4	2,22	2 843,3	1,95	17,04
Perancis	1 005,0	0,92	1 470,4	1,01	46,31
Italia	739,7	0,68	995,6	0,68	34,60
Inggris	793,0	0,72	975,9	0,67	23,06
Swedia	581,6	0,53	710,4	0,49	22,15
Belanda	566,6	0,52	641,4	0,44	13,20
Belgia	479,5	0,44	477,9	0,33	-0,33
Finlandia	310,5	0,28	391,6	0,27	26,12
Spanyol	257,6	0,24	319,8	0,22	24,15
Austria	243,1	0,22	306,5	0,21	26,08
Hungaria	124,3	0,11	289,0	0,20	132,50
Denmark	142,8	0,13	151,3	0,10	5,95
Irlandia	85,8	0,08	94,2	0,07	9,79
Polandia	37,8	0,03	86,8	0,06	129,63
Republik Cheska	44,4	0,04	69,0	0,05	55,41
Uni Eropa Lainnya	155,6	0,14	257,2	0,18	65,30
LAINNYA	16 090,6	14,69	23 866,9	16,40	48,33
TOTAL IMPOR	109 509,0	100,00	145 566,1	100,00	32,93

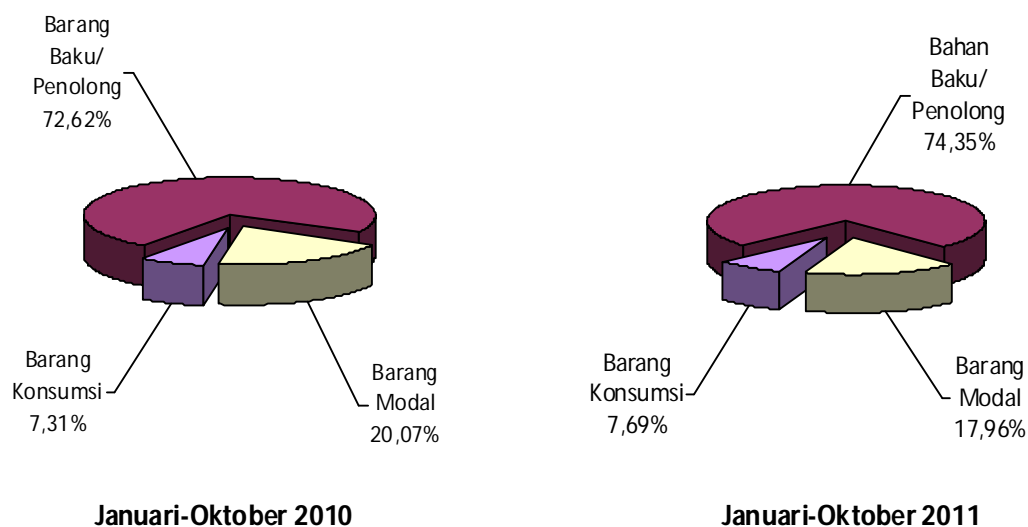
**TABEL 4. IMPOR MENURUT GOLONGAN PENGGUNAAN BARANG
JANUARI – OKTOBER 2007 - 2011**

Bulan/ Tahun	Nilai (Juta US\$)				Peranan (%)			
	Barang Konsumsi	Bahan Baku/ Penolong	Barang Modal	Total	Barang Konsumsi	Bahan Baku/ Penolong	Barang Modal	Total
Jan-Okt:								
SPK : 2007	5 389,6	45 612,1	9 059,8	60 061,5	8,97	75,94	15,09	100,00
SPU : 2008	7 308,0	87 774,2	17 338,1	112 420,3	6,50	78,08	15,42	100,00
2009	5 459,8	55 888,7	16 366,1	77 714,6	7,03	71,91	21,06	100,00
2010	8 008,1	79 529,2	21 971,7	109 509,0	7,31	72,62	20,07	100,00
2011	11 195,6	108 225,3	26 145,2	145 566,1	7,69	74,35	17,96	100,00

Keterangan : SPK = Sistem Perdagangan Khusus
SPU = Sistem Perdagangan Umum

Rata-rata nilai impor Januari-Oktober periode 2007-2011 adalah sebesar USD101.054,3 juta dengan rata-rata nilai impor barang konsumsi dan peranannya USD7.472,2 juta (7,50 persen), impor *bahan baku/penolong* sebesar USD75.405,9 juta (74,58 persen), dan impor *barang modal* sebesar USD18.176,2 juta (17,92 persen). Jika dibandingkan Januari-Oktober 2010, maka nilai impor semua golongan barang selama periode yang sama pada 2011 mengalami peningkatan yang cukup tinggi. Peningkatan tertinggi dicapai oleh golongan *barang konsumsi*, yaitu sebesar 39,80 persen. Sementara itu, impor kelompok *bahan baku/penolong* dan *barang modal* meningkat masing-masing sebesar 36,08 persen dan 18,99 persen.

**GRAFIK 4. PERSENTASE NILAI IMPOR INDONESIA
MENURUT GOLONGAN PENGGUNAAN BARANG
JANUARI-OKTOBER 2010 DAN 2011**



Dilihat dari peranannya selama Januari-Oktober periode 2007-2011, rata-rata peranan tertinggi diberikan oleh impor *bahan baku/penolong* yaitu 74,58 persen, diikuti oleh rata-rata impor *barang modal* sebesar 17,92 persen dan rata-rata impor *barang konsumsi* sebesar 7,50 persen. Sementara itu, peran *barang konsumsi* yang tertinggi dicapai di tahun 2007 yaitu sebesar 8,97 persen. Golongan *bahan baku/penolong* memberikan peranan tertinggi di tahun 2008 sebesar 78,08 persen, sedangkan golongan *barang modal* peran tertingginya dicapai pada tahun 2009 sebesar 21,06 persen.

Jika dibandingkan dengan periode yang sama tahun sebelumnya, peranan nilai impor *barang konsumsi* dan *bahan baku/penolong* terhadap keseluruhan nilai impor pada Januari-Oktober 2011 mengalami peningkatan masing-masing dari 7,31 persen menjadi 7,69 persen (naik 0,38 poin) dan dari 72,62 persen menjadi 74,35 persen (naik 1,73 poin). Sebaliknya impor *barang modal* menurun dari 20,07 persen menjadi 17,96 persen (turun 2,11 poin).

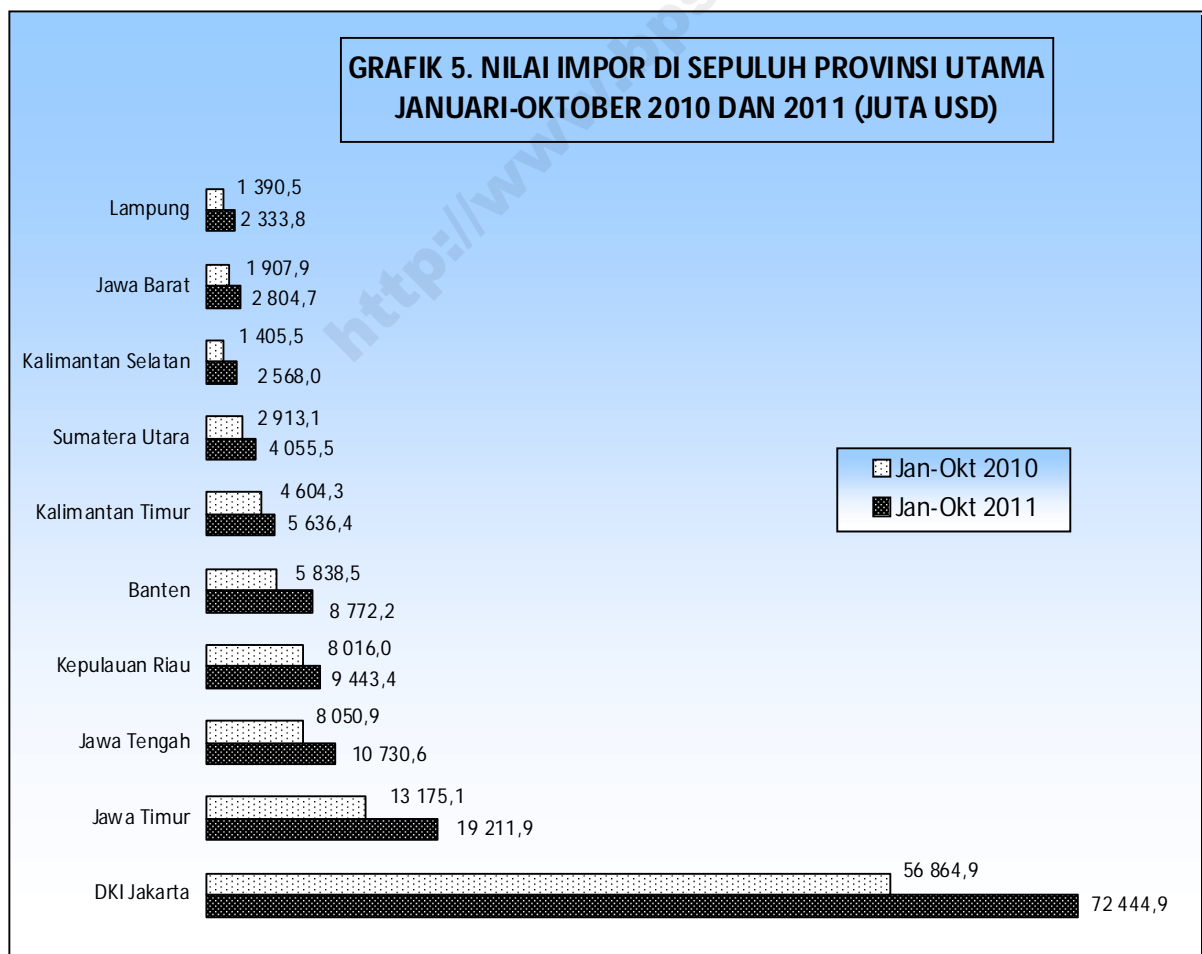
Menurut golongan barang SITC (*Standard International Trade Classification*) 1 digit, kelompok barang utama impor selama Januari-Oktober 2011 adalah kelompok *mesin dan alat angkutan* dengan nilai sebesar USD46.632,0 juta dan memberikan peran sebesar 32,04 persen dari total impor Indonesia. Dilihat dari nilainya, maka nilai impor kelompok ini meningkat sebesar 17,59 persen jika dibandingkan bulan yang sama tahun sebelumnya. Namun, dilihat dari peranan impor kelompok barang ini mengalami penurunan sebesar 4,17 poin yaitu dari 36,21 persen menjadi 32,04 persen.

**TABEL 5. IMPOR MENURUT SITC-1 DIJIT
JANUARI-OKTOBER 2010 DAN 2011**

SITC	Januari-Oktober 2010		Januari-Oktober 2011		Perubahan Jan-Okt 2011 thd Jan-Okt 2010 (%)
	Nilai (Juta USD)	Peranan (%)	Nilai (Juta USD)	Peranan (%)	
0 Bahan Makanan dan Binatang Hidup	7 531,8	6,88	12 014,1	8,25	59,51
1 Minuman dan Tembakau	458,5	0,42	527,6	0,36	15,07
2 Bahan Baku dan Hasil Tambang	5 884,9	5,37	8 323,7	5,72	41,44
3 Minyak dan Bahan Bakar Mineral	21 901,3	20,00	33 699,2	23,15	53,87
4 Minyak Nabati dan Hewani	140,1	0,13	159,7	0,11	13,99
5 Bahan Kimia dan produknya	13 653,2	12,47	18 462,8	12,68	35,23
6 Barang-barang Buatan Pabrik	16 483,7	15,05	21 250,2	14,60	28,92
7 Mesin dan Alat Angkutan	39 657,0	36,21	46 632,0	32,04	17,59
8&9 Lainnya	3 798,5	3,47	4 496,8	3,09	18,38
TOTAL IMPOR	109 509,0	100,00	145 566,1	100,00	32,93

Impor kelompok barang SITC 1 digit yang terbesar berikutnya adalah *minyak dan bahan bakar mineral* dengan nilai USD33.699,2 juta dengan peran sebesar 23,15 persen, diikuti oleh *barang-barang buatan pabrik* sebesar USD21.250,2 juta (14,60 persen). Selanjutnya yaitu *bahan kimia dan produknya* sebesar USD18.462,8 juta (12,68 persen), *bahan makanan dan binatang hidup* sebesar USD12.014,1 juta (8,25 persen), *bahan baku dan hasil tambang* sebesar USD8.323,7 juta (5,72 persen), *kelompok barang lainnya* sebesar USD4.496,8 juta (3,09 persen), *minuman dan tembakau* sebesar USD527,6 juta (0,36 persen), dan *minyak nabati dan hewani* sebesar USD159,7 juta (0,11 persen).

Selama Januari-Oktober 2011, pelabuhan di DKI Jakarta membongkar barang impor terbesar dibanding dengan pelabuhan di provinsi lain, yaitu sebesar USD72.444,9 juta atau 49,77 persen dari total impor Indonesia. Provinsi dengan impor terbesar kedua adalah Jawa Timur yang mencapai USD19.211,9 juta (13,20 persen), diikuti Jawa Tengah USD10.730,6 juta (7,37 persen), Kepulauan Riau USD9.443,4 juta (6,49 persen), Banten USD8.772,2 juta (6,03 persen), Kalimantan Timur USD5.636,4 juta (3,87 persen), Sumatera Utara USD4.055,5 juta (2,79 persen), dan Jawa Barat sebesar USD2.804,7 juta (1,93 persen). Kemudian nilai impor yang masuk melalui provinsi Kalimantan Selatan dan Lampung masing-masing sebesar US\$2.568,0 juta (1,76 persen) dan US\$2.333,8 juta (1,60 persen). Sementara nilai impor ke provinsi lainnya masih berada di bawah USD2.000 juta.



Jika dibanding dengan periode yang sama tahun sebelumnya, maka selama Januari-Oktober 2011 nilai impor di sepuluh pelabuhan utama di atas mengalami peningkatan. Tiga provinsi diantaranya mengalami peningkatan di atas 50 persen, yaitu Kalimantan Selatan sebesar 82,71 persen, Lampung sebesar 67,84 persen, dan Banten sebesar 50,25 persen. Kemudian, lima provinsi utama berikutnya meningkat antara 25 persen sampai dengan 50 persen, yaitu Jawa Timur sebesar 45,82 persen, Jawa Barat sebesar 47,00 persen, Sumatera Utara sebesar 39,22 persen, Jawa Tengah sebesar 33,28 persen, dan DKI Jakarta sebesar 27,40 persen. Sementara itu, dua provinsi lainnya meningkat dibawah 25 persen, yaitu Kalimantan Timur dan Kepulauan Riau masing-masing sebesar 22,42 persen dan 17,81 persen.

**TABEL 6. NILAI DAN PERANAN IMPOR MENURUT PROVINSI*)
JANUARI-OKTOBER 2010 DAN 2011**

Provinsi	Januari-Oktober 2010		Januari-Oktober 2011		Perubahan Jan-Okt 2011 thd Jan-Okt 2010 (%)
	Nilai (Juta USD)	Peranan (%)	Nilai (Juta USD)	Peranan (%)	
Aceh	22,5	0,02	49,1	0,03	118,22
Sumatera Utara	2 913,1	2,66	4 055,5	2,79	39,22
Sumatera Barat	610,0	0,56	871,8	0,60	42,92
Riau	906,1	0,83	1 712,7	1,18	89,02
Jambi	212,8	0,19	145,5	0,10	-31,63
Sumatera Selatan	306,4	0,28	447,4	0,31	46,02
Bengkulu	5,8	0,01	30,0	0,02	417,24
Lampung	1 390,5	1,27	2 333,8	1,60	67,84
Bangka Belitung	62,6	0,06	57,0	0,04	-8,95
Kepulauan Riau	8 016,0	7,32	9 443,4	6,49	17,81
DKI Jakarta	56 864,9	51,93	72 444,9	49,77	27,40
Jawa Barat	1 907,9	1,74	2 804,7	1,93	47,00
Jawa Tengah	8 050,9	7,35	10 730,6	7,37	33,28
D I Yogyakarta	1,2	0,00	1,1	0,00	-8,33
Jawa Timur	13 175,1	12,03	19 211,9	13,20	45,82
Banten	5 838,5	5,33	8 772,2	6,03	50,25
B a l i	779,7	0,71	906,3	0,62	16,24
Nusa Tenggara Barat	263,3	0,24	303,4	0,21	15,23
Nusa Tenggara Timur	36,3	0,03	13,1	0,01	-63,91
Kalimantan Barat	114,5	0,11	241,8	0,17	111,18
Kalimantan Tengah	48,7	0,04	49,9	0,03	2,46
Kalimantan Selatan	1 405,5	1,28	2 568,0	1,76	82,71
Kalimantan Timur	4 604,3	4,21	5 636,4	3,87	22,42
Sulawesi Utara	59,0	0,05	110,0	0,07	86,44
Sulawesi Tengah	9,8	0,01	13,1	0,01	33,67
Sulawesi Selatan	807,6	0,74	1 206,3	0,83	49,37
Sulawesi Tenggara	1,1	0,00	156,7	0,11	14 145,45
Gorontalo	16,4	0,02	22,7	0,01	38,41
Maluku	267,4	0,24	262,3	0,18	-1,91
Maluku Utara	12,5	0,01	43,7	0,03	249,60
Papua Barat	48,7	0,04	26,8	0,02	-44,97
Papua	749,9	0,69	894,0	0,61	19,22
TOTAL IMPOR	109 509,0	100,00	145 566,1	100,00	32,93

Keterangan : *) = melalui pelabuhan bongkar yang terdapat di provinsi

I-1. IMPOR MENURUT GOLONGAN BARANG HS / IMPORT BY HS COMMODITY GROUPS
A. MENURUT 21 GOLONGAN BARANG (HS) / BY 21 HS COMMODITY GROUP
***** OKTOBER/OCTOBER 2011 *****

H S	Uraian golongan barang Group description	Berat bersih / Net weight (Kg)		Nilai / Value C.I.F (U S \$)	
		Bulan ini Current month	Kumulatif Cum. Jan. to	Bulan ini Current month	Kumulatif Cum. Jan. to
I	Live animals; animal product	75 150 512	693 841 518	205 661 066	1 772 536 791
II	Vegetable products	1 268 222 407	14 389 795 031	762 993 678	7 456 182 672
III	Fats, oils, waxes of animal/vegetable	7 157 718	107 495 169	16 255 132	186 392 192
IV	Foodstuffs, beverages, spirits and tobacco	569 842 320	6 371 492 875	462 036 606	4 890 339 862
IX	Wood and its articles, plaiting materials	76 374 199	648 953 707	42 122 687	339 996 105
V	Mineral products	4 534 525 533	46 684 072 404	3 415 195 390	34 910 800 966
VI	Prod. of chemical or allied industries	1 312 883 378	12 640 575 545	1 442 176 421	13 562 187 909
VII	Plastics, rubber and articles there of	324 454 042	2 965 433 312	827 747 816	7 532 772 396
VIII	Raw hides, skins, leather and articles	7 650 742	77 217 382	55 230 638	525 695 300
X	Pulp, paper and articles there of	393 733 422	3 704 930 176	303 721 417	2 754 629 395
XI	Textiles & textile articles	146 665 375	1 362 673 705	739 005 038	7 149 462 139
XII	Footwear, umbrellas, artificial flowers	5 755 344	60 141 205	32 329 256	323 718 798
XIII	Cement, plaster, glass, ceramic products	102 970 244	894 839 092	78 071 557	678 156 320
XIV	Pearls & precious/semiprecious stones	608 539	6 757 074	8 631 204	115 736 970
XIX	Arms and amunition; parts & accesories	30 433	595 391	9 054 246	84 603 846
XV	Base metals and articles there of	1 005 376 668	10 555 319 815	1 424 029 490	14 091 517 636
XVI	Machinery, electric, electronic equipments	342 145 205	2 942 787 297	4 026 061 161	34 928 222 475
XVII	Vehicles, aircraft, and vessels	204 363 610	1 709 952 908	1 389 184 527	11 795 076 873
XVIII	Optical, photographic, musical instruments	8 504 459	85 340 677	202 180 325	1 616 050 465
XX	Miscellaneous manufactures articles.	25 156 568	236 820 232	91 452 570	849 788 802
XXI	Works of art, antiques special provisions	61 259	937 502	238 739	2 220 414
TOTAL IMPORT		10 411 631 977	106 139 972 017	15 533 378 964	145 566 088 326

I-1. IMPOR MENURUT GOLONGAN BARANG (HS) / IMPORT BY HS COMMODITY GROUPS
B. MENURUT GOLONGAN BARANG 2 DIJIT HS / BY COMMODITY 2 DIGITS HS
***** OKTOBER/OCTOBER 2011 *****

H S	Uraian golongan barang Group description	Berat bersih / Net weight (Kg)		Nilai / Value C.I.F (U S \$)	
		Bulan ini Current month	Kumulatif Cum. Jan. to	Bulan ini Current month	Kumulatif Cum. Jan. to
01	Live animals	14 199 210	99 552 562	37 284 535	264 059 032
02	Meat and edible meat offal	9 632 575	81 799 479	32 165 368	260 041 692
03	Fish and crustaceans	18 321 413	216 493 405	20 510 812	223 062 572
04	Dairy products, bird's eggs, natural honey	32 342 894	286 979 158	113 855 613	984 174 122
05	Products of animal origin	654 420	9 016 914	1 844 738	41 199 373
06	Live trees and other plants	50 407	804 800	38 389	1 838 089
07	Edible vegetables and certain roots and tubers	40 582 439	833 144 449	25 240 670	532 021 182
08	Edible fruits and nuts	40 419 658	678 935 140	43 744 150	699 029 950
09	Coffee, tea, mate, and spices	17 736 353	96 276 128	128 015 222	441 768 737
10	Cereals	799 770 230	9 821 977 686	352 468 150	3 960 664 291
11	Products of the milling industry; malt, starches	156 977 680	995 007 314	71 742 634	475 323 762
12	Oil seeds and oleaginous fruits; grains, seed, and fruits	211 592 629	1 952 853 436	135 294 909	1 284 454 656
13	Lac; gums; resins and other vegetable saps and extracts	940 780	9 651 033	6 342 495	60 130 959
14	Vegetable plaiting materials; vegetable products	152 231	1 145 045	107 059	951 046
15	Animal or vegetable oils/fats and their cleavage products	7 157 718	107 495 169	16 255 132	186 392 192
16	Preparations of meat/fish/crustaceans/molluscs or other aquatic	563 815	4 387 764	1 487 919	13 731 754
17	Sugar and sugar confectionery	203 481 700	2 246 839 209	134 741 717	1 579 934 411
18	Cocoa and cocoa preparations	2 532 521	37 405 278	12 172 847	149 171 960
19	Preparations of cereals, flour, starch or milk; pastrycooks'	4 875 223	58 281 825	12 091 925	153 359 369
20	Preparations of vegetables, fruits, nuts or other part of plants	6 223 953	61 303 343	9 100 778	84 425 225
21	Miscellaneous edible preparations	17 516 446	166 810 580	53 665 047	532 367 626
22	Beverages, spirit, and vinegar	6 349 552	56 748 350	6 085 992	55 711 235
23	Residues and waste from the food industries	316 882 758	3 647 932 799	166 172 218	1 847 076 802
24	Tobacco and manufactured tobacco substitutes	11 416 352	91 783 727	66 518 163	474 561 480
25	Salts; sulphur; earths and stone; plastering materials, lime and	771 725 161	8 718 908 370	80 387 418	790 993 757
26	Ores, slag, and ash	165 314 133	1 644 829 645	43 604 269	404 221 712
27	Mineral fuels, mineral oils and products of their distillation	3 597 486 239	36 320 334 389	3 291 203 703	33 715 585 497
28	Inorganic chemicals	282 804 853	2 837 357 620	169 565 436	1 498 408 886
29	Organic chemicals	352 560 985	3 250 614 665	592 076 787	5 555 311 406
30	Pharmaceutical products	1 460 772	16 927 493	40 094 636	436 022 538
31	Fertilizers	560 064 723	5 298 512 318	259 049 241	2 072 950 556
32	Tanning or dyeing extracts	24 960 463	290 205 608	92 398 098	1 009 629 168
33	Essential oils and resinoids; perfumery, cosmetic or toilet	7 023 293	73 267 957	59 916 695	636 069 105
34	Soap, organic surface-active agents, washing, and lubricating	13 770 036	159 633 370	42 040 065	443 463 655
35	Albuminoidal substances; modified starches; glues; enzymes	20 639 665	165 818 567	35 879 291	335 307 384
36	Explosives; pyrotechnic products; matches; certain combustible	1 492 986	25 689 294	7 599 418	90 508 193
37	Photographic and cinematographic goods	1 036 970	12 024 061	7 544 878	75 288 253
38	Miscellaneous chemical products	47 068 632	510 524 592	136 011 876	1 409 228 765

I-1. IMPOR MENURUT GOLONGAN BARANG (HS) / IMPORT BY HS COMMODITY GROUPS
B. MENURUT GOLONGAN BARANG 2 DIJIT HS / BY COMMODITY 2 DIGITS HS
 *** OKTOBER/OCTOBER 2011 ***

H S	Uraian golongan barang Group description	Berat bersih / Net weight (Kg)		Nilai / Value C.I.F (U S \$)	
		Bulan ini Current month	Kumulatif Cum. Jan. to	Bulan ini Current month	Kumulatif Cum. Jan. to
39	Plastics and articles thereof	277 216 208	2 516 429 119	611 459 795	5 594 377 014
40	Rubber and articles thereof	47 237 834	449 004 193	216 288 021	1 938 395 382
41	Raw hides, skins, and leather	4 324 756	49 040 048	39 335 292	385 434 433
42	Articles of leather; saddlery and harness; travel goods and similar	3 321 058	28 016 910	15 795 941	136 678 606
43	Furskins and artificial fur; manufactures thereof	4 928	160 424	99 405	3 582 261
44	Wood and articles of wood; wood charcoal	76 217 523	646 837 947	41 351 788	332 809 163
45	Cork and articles of cork	124 543	759 763	582 650	3 230 433
46	Manufactured of straw or other plaiting materials; basketware	32 133	1 355 997	188 249	3 956 509
47	Pulp of wood or of other fibrous cellulosic material; recovered	334 289 621	3 091 986 278	171 292 956	1 539 407 913
48	Paper and paperboard; articles of paper pulp or of	58 904 923	607 119 884	116 583 226	1 139 007 179
49	Printed books, newspapers, pictures, and other products of	538 878	5 824 014	15 845 235	76 214 303
50	Silk	101 807	650 527	1 295 664	6 742 473
51	Wool, fine or coarse animal hair; horse hair yarn, woven fabrics	409 115	3 940 559	9 545 051	80 666 803
52	Cotton	64 553 220	568 634 547	275 101 606	2 689 080 286
53	Other vegetable textile fibres; paper yarns and woven fabrics of	1 552 348	15 943 651	3 648 055	30 528 197
54	Man-made filaments	15 662 215	153 504 250	104 901 043	982 831 398
55	Man-made staple fibres	29 836 997	273 262 060	105 842 175	999 647 924
56	Wadding, felt, and non-wovens	7 617 405	67 788 110	27 765 843	249 044 390
57	Carpets and other textile floor coverings	1 230 123	14 835 327	2 547 261	33 039 740
58	Special woven fabrics; tufted textile fabrics; lace; tapestries;	1 847 461	18 437 845	24 812 622	246 411 310
59	Impregnated, coated, covered or laminated textile fabrics	6 912 633	72 762 568	45 931 873	440 206 731
60	Knitted or crocheted fabrics	11 773 836	114 396 848	105 635 593	1 055 113 182
61	Articles of apparel and clothing accessories, knitted or crocheted	1 815 650	14 355 610	13 387 045	117 237 770
62	Articles of apparel and clothing accessories, not knitted or	1 631 436	15 239 504	13 966 917	156 346 485
63	Other made up textile articles; sets; worn clothing and worn	1 721 129	28 922 299	4 624 290	62 565 450
64	Footwear, gaiters and the like; parts of such articles	3 947 291	47 163 167	27 288 391	283 304 640
65	Headgear and parts thereof	177 917	1 575 676	1 519 263	12 043 175
66	Umbrellas, walking sticks, seat-sticks, whips, riding crops and	1 456 466	9 357 444	2 130 404	15 157 718
67	Prepared feathers and articles; artificial flowers; articles of	173 670	2 044 918	1 391 198	13 213 265
68	Articles of stone, plaster, cement, asbestos, mica or similar	20 396 654	191 269 804	22 073 257	196 897 288
69	Ceramic products	53 501 254	409 960 147	28 735 700	212 536 469
70	Glass and glassware	29 072 336	293 609 141	27 262 600	268 722 563
71	Natural and cultured pearls, precious/semi precious stones, and	608 539	6 757 074	8 631 204	115 736 970
72	Iron and steel	763 156 955	8 278 392 365	669 034 015	7 003 180 602
73	Articles of iron and steel	121 572 582	1 166 758 897	292 295 411	2 857 042 069
74	Cooper and articles thereof	15 122 420	147 686 758	120 915 471	1 168 699 085
75	Nickel and articles thereof	182 813	2 033 903	3 517 050	37 908 826
76	Aluminium and articles thereof	59 609 844	525 486 066	172 286 037	1 575 885 937
78	Lead and articles thereof	8 982 082	86 413 390	22 178 932	224 335 164
79	Zinc and articles thereof	12 523 310	111 740 936	27 245 629	264 989 465
80	Tin and articles thereof	175 780	9 183 171	3 249 955	33 810 092
81	Other base metal; cermets; and articles thereof	332 809	3 308 848	8 654 091	43 150 561
82	Tools, implements, cutlery, spoon and forks, of base metal and	7 891 957	67 502 751	47 473 481	410 519 281
83	Miscellaneous articles of base metal	15 826 116	156 812 730	57 179 418	471 996 554
84	Nuclear reactors, boilers, machinery and mechanical appliances;	255 494 006	2 180 740 321	2 412 394 106	19 981 947 784
85	Electrical machinery and equipments; sound	86 651 199	762 046 976	1 613 667 055	14 946 274 691
86	Railway and tramway locomotive, mechanical traffic, and all	5 730 721	15 680 208	19 823 742	86 558 145
87	Vehicles other than railway/tramway, and parts and accessories	92 067 517	786 871 741	743 757 359	6 424 572 316
88	Aircraft and its components	565 176	7 138 031	367 802 851	2 517 019 883
89	Ships, boat, and floating structures	95 080 553	780 965 117	124 137 735	1 347 618 629
90	Optical, photographic, cinematographic, measuring, checking,	6 681 951	66 078 038	180 270 572	1 417 510 862
91	Clocks and watches and parts thereof	422 031	4 535 171	3 100 874	34 808 943
92	Musical instruments; parts and accessories of such articles	1 400 477	14 727 468	18 808 879	163 730 660
93	Arms and ammunition; parts and accessories thereof	30 433	595 391	9 054 246	84 603 846
94	Furnitures, bedding, mattress supports, cushions and stuffed	15 490 866	128 039 805	45 501 446	373 568 445
95	Toys, games and sports requisites; parts and accessories thereof	4 263 545	53 524 468	15 583 730	166 541 884
96	Miscellaneous manufactured articles	5 402 157	55 255 959	30 367 394	309 678 473
97	Works of arts, collectors' piece and antiques	61 259	937 502	238 739	2 220 414
98	Vehicles in kcd and their components	10 919 643	119 297 811	133 662 840	1 419 307 900
TOTAL IMPORT		10 411 631 977	106 139 972 017	15 533 378 964	145 566 088 326

I-1. IMPOR MENURUT GOLONGAN BARANG (HS) / IMPORT BY HS COMMODITY GROUPS
C. MENURUT 40 GOLONGAN BARANG (HS) TERBESAR / BY BIG 40 COMMODITIES (HS)
***** OKTOBER/OCTOBER 2011 *****

HS	Uraian golongan barang Group description	Berat bersih / Net weight (Kg)		Nilai / Value C.I.F (U S \$)	
		Bulan ini Current month	Kumulatif Cum. Jan. to date	Bulan ini Current month	Kumulatif Cum. Jan. to date
2710111200	Motor Spirit, Premium Unleaded	947 059 671	9 290 545 674	982 551 247	9 655 628 852
2709001000	Crude Petroleum Oil	1 053 802 945	10 593 337 740	841 178 246	8 866 374 021
2710197100	High Speed Diesel Fuel	839 413 532	9 252 128 649	774 905 995	8 621 608 704
8802401000	Aeroplanes Of An Unladen Weight > 15,000 Kg	398 184	2 886 419	304 256 996	1 897 376 419
8517120000	Telephones For Cellular Networks/for Other Wireless Networks	1 364 910	14 082 095	190 998 068	1 932 581 997
2710117000	Naphtha, Reformate Or Preparations For Preparing Spirits	172 861 490	1 130 734 684	164 425 960	1 080 650 280
5201000000	Cotton, Not Carded/combed.	53 952 022	453 089 188	162 863 469	1 523 534 129
8704102200	Damper Designed For Off Highway, > 24 T Not Ckd	14 245 784	107 619 040	160 864 330	1 234 079 315
8429520000	Mach With A 360,revolving Super Struct, Mech Shovels,excavato	30 090 355	208 738 211	156 697 717	1 100 472 326
1001901900	Other Wheat, For Human Consumption	364 708 133	4 599 873 760	144 601 265	1 822 378 909
1006309000	Other Milled Rice, Whether/not Polished Or Glazed	249 700 000	1 736 131 497	135 417 000	905 237 326
3104200000	Potassium Chloride	264 042 510	2 627 027 434	131 989 216	1 190 243 610
1201009000	Other Soya Beans, Whether Or Not Broken	194 015 794	1 699 081 272	115 313 016	1 022 661 416
1701110010	Cane Sugar,icumsa Minimal 1200	174 749 558	1 818 142 433	112 691 437	1 261 453 383
8542390000	Other Electronic Integrated Circuits	386 778	3 598 746	109 326 089	928 762 381
8471302000	Laptop Incl Notebooks	1 328 188	12 410 384	100 473 035	884 803 813
2710197900	Other Fuel Oils	146 915 966	1 060 977 382	100 248 453	688 276 253
3902102000	Polypropylene In Granule Form	61 413 385	501 187 151	99 517 649	804 147 509
8529905900	Other Pcb	764 813	6 545 659	90 403 474	677 999 883
2710191400	Aviation Turbine Fuel (jet Fuel) Having A Flash Point Of Less Than	85 537 498	543 510 362	87 977 186	549 362 210
2304000000	Oil-cake&other Solid Residues,in Pellet Form, From The Extract C	191 631 436	2 439 204 391	86 556 325	1 112 322 236
2902430000	P-xylene	50 817 747	567 628 361	82 796 891	890 573 595
2710197200	Other Diesel Fuel	80 726 866	1 474 407 156	75 104 420	1 386 595 494
7403110000	Refined Copper For Cathodes And Sections Of Cathodes	7 542 926	57 266 622	67 483 839	537 620 945
8431499000	Oth Parts Of Machinery Of Heading 84.26, 84.29/84.30	10 656 315	82 840 903	65 725 917	560 259 166
7204490000	Other Ferrous Waste And Scrap :	144 525 703	1 346 252 996	63 495 234	585 495 042
2711130000	Liquid Butanes	69 259 861	665 488 946	58 266 640	593 866 006
8517709900	Other Parts In Subheading 85.17.70	339 056	3 790 955	55 815 502	511 724 056
2711120000	Liquid Propane	68 403 096	662 566 801	53 575 903	572 614 834
4702000000	Chemical Wood Pulp, Dissolving Grades.	43 467 723	385 983 499	49 981 903	456 157 444
2901210000	Ethylene	43 435 958	486 970 150	48 854 487	591 724 506
7207121000	Slabs Of Iron/non Alloy, Cont.< 0,25% Of Carbon, Other Than Sq	72 485 611	1 310 393 304	48 351 554	888 647 058
7601100000	Aluminium, Not Alloyed	19 636 966	162 244 323	47 963 678	411 648 090
7601200000	Aluminium Alloys	18 171 050	149 890 608	46 917 818	389 156 780
8708999300	Other Parts,acces For Other Vehicles Of Heading 87.03	4 973 758	46 547 634	45 231 290	419 137 427
2905310000	Ethylene Glycol (ethanediol)	31 745 102	323 076 592	43 530 098	410 391 687
1005909000	Maize (corn), Other Than Seeds	133 958 318	2 853 819 840	42 935 503	912 872 181
9801202000	Vhcls Of Head 8704 With 5 Ton < Gross Weight <= 24 Ton, Incmp	3 570 248	48 845 637	42 137 434	590 988 259
8538902900	Other Parts Of Boards,panels Consoles, For Voltage > 1000 Volt	796 624	7 604 101	40 737 628	426 136 237
8803300000	Other Parts Of Aeroplanes/helicopters Heading 88.01/88.02.	56 374	3 741 869	23 385 565	392 806 654

I-2 IMPOR MENURUT GOLONGAN BARANG SITC / IMPORT BY SITC COMMODITY GROUPS
***** OKTOBER/OCTOBER 2011 *****

SITC	Uraian golongan barang Group description	Berat bersih / Net weight (Kg)		Nilai / Value C.I.F. (US \$)	
		Bulan ini Current month	Kumulatif Cum. Jan. to date	Bulan ini Current month	Kumulatif Cum. Jan. to date
A. By Commodity 1 digit SITC					
0	Bahan makanan dan binatang hidup	1 592 968 219	18 953 718 531	1 173 872 786	12 014 125 077
1	Minuman dan tembakau	17 745 945	147 349 525	72 555 851	527 630 401
2	Bahan mentah	1 695 642 524	16 988 358 889	886 774 380	8 323 732 082
3	Bahan bakar, bahan penyemir, dsb	3 593 888 467	36 295 584 522	3 289 043 130	33 699 146 111
4	Minyak/lemak nabati dan hewan	6 460 474	89 230 625	13 588 419	159 645 519
5	Bahan kimia	1 633 311 756	14 985 238 899	2 003 120 339	18 462 834 862
6	Hasil industri menurut bahan	1 253 177 020	13 340 581 194	2 173 410 377	21 250 236 304
7	Mesin dan alat pengangkutan	546 306 281	4 650 965 010	5 407 056 422	46 631 995 617
8	Hasil industri lainnya	72 130 134	688 782 399	510 956 175	4 453 775 562
9	Barang dan transaksi khusus lainnya	1 157	162 423	3 001 085	42 966 791
TOTAL IMPORT		10 411 631 977	106 139 972 017	15 533 378 964	145 566 088 326
B. By Commodity 2 digit SITC					
00	Live animal for food	14 199 210	99 552 562	37 284 535	264 059 032
01	Meat and meat preparations	9 766 263	83 314 533	32 543 791	265 369 196
02	Dairy product and eggs	32 527 421	286 416 877	114 563 518	983 934 067
03	Fish, crustaceans, molluscs and their preparations	18 751 540	219 355 084	21 620 308	231 453 682
04	Cereals and cereal preparations	868 089 967	10 448 921 877	384 349 849	4 273 268 979
05	Fruits and vegetables	87 747 311	1 577 238 986	78 784 572	1 320 820 688
06	Sugar, sugar preparations, and honey	203 580 965	2 249 078 218	135 171 970	1 586 808 480
07	Coffee, tea, cocoa, and spices	21 386 370	143 180 554	147 522 306	651 649 761
08	Feeding stuff for animals	317 124 305	3 649 600 111	166 272 396	1 847 761 380
09	Miscellaneous food preparations	19 794 867	197 059 729	55 759 541	588 999 812
11	Beverages	6 329 593	55 565 798	6 037 688	53 068 921
12	Tobacco and tobacco manufactured	11 416 352	91 783 727	66 518 163	474 561 480
21	Hides, skins and furskins	797 562	10 366 807	520 698	6 856 946
22	Oil seeds, nuts, and kernels	210 829 291	1 944 875 812	132 916 630	1 262 003 039
23	Crude rubber	28 254 344	256 148 852	100 052 364	845 811 858
24	Wood, lumber, and cork	19 574 887	196 240 227	12 856 498	115 293 023
25	Pulp and waste paper	334 289 621	3 091 986 278	171 292 956	1 539 407 913
26	Textile fibres and their waste	79 200 015	682 971 512	232 733 895	2 182 638 529
27	Crude fertilizers and crude minerals	642 359 568	6 982 753 220	74 797 823	720 926 676
28	Metalliferous ores and metal scraps	378 029 009	3 796 804 037	151 001 656	1 525 694 723
29	Crude animals and vegetable materials, nes	2 308 227	26 212 144	10 601 860	125 099 375
32	Coal, coke, and briquettes	10 463 370	98 330 426	2 922 866	35 350 756
33	Petroleum and petroleum products	3 445 746 931	34 868 629 855	3 174 120 054	32 496 391 630
34	Gas; natural and manufactured	137 678 166	1 328 188 208	112 000 210	1 167 344 258
35	Electric current	0	436 033	0	59 467
41	Animal oils and fats	1 105 868	9 228 325	3 182 745	25 357 400
42	Fixed vegetable oils/fats	2 859 778	50 201 854	5 377 417	75 078 383
43	Animal vegetable oils/fats	2 494 828	29 800 446	5 028 257	59 209 736
51	Organic chemicals	353 634 393	3 282 236 622	575 614 599	5 394 068 359
52	Inorganic chemicals	259 085 768	2 489 130 902	159 088 749	1 346 184 518
53	Dyeing, tanning, and colouring materials	25 358 552	295 028 782	92 582 344	1 013 295 582
54	Medical and pharmaceutical products	2 629 337	29 097 397	62 613 756	688 587 091
55	Essential oils and perfumery materials	14 367 805	161 901 867	81 247 560	877 306 926
56	Manufactured fertilizers	559 168 393	5 288 448 053	258 652 230	2 066 865 285
57	Plastics in primary forms	233 693 900	2 078 630 920	460 126 124	4 128 765 885
58	Plastics in non-primary forms	26 006 125	273 753 565	80 003 969	831 713 107
59	Chemical materials and its products, nes	159 367 483	1 087 010 791	233 191 008	2 116 048 109
61	Leather, leather med, nes	3 607 996	39 129 027	39 260 865	384 107 858
62	Rubber manufactured, nes	18 763 955	191 081 145	114 702 896	1 079 904 319
63	Wood and cork manufactured	56 767 179	451 357 483	29 077 940	220 746 573
64	Paper, paperboard, and manufactured thereof	57 983 632	598 992 230	104 238 569	1 036 254 280
65	Textile yarns, fabrics, and their products	64 987 127	659 274 137	480 418 266	4 707 975 051
66	Non metallic minerals manufactured	238 048 844	2 683 051 382	86 194 645	775 332 838
67	Iron and steel	653 808 350	7 242 989 076	720 054 641	7 540 122 951
68	Non ferrous metals	86 933 755	784 889 977	321 214 391	2 947 108 048
69	Manufactured of metal, nes	72 276 182	689 816 737	278 248 164	2 558 684 386
71	Power generating machine and equipments	44 907 272	423 080 359	458 949 041	3 788 817 442
72	Machinery specialized for particular industry	106 897 301	865 426 990	842 332 495	6 969 208 875
73	Metalworking machinery	13 128 822	111 378 396	115 466 761	973 158 100
74	General industrial machinery and equipments	96 098 955	814 413 038	773 990 975	6 758 394 048
75	Office machinery and automatic data processing	8 327 251	82 086 223	323 639 024	2 484 724 663
76	Telecommunication and reproducers apparatus	13 821 440	139 533 792	615 400 374	5 995 901 227
77	Electrical machinery and apparatus	60 014 308	519 377 825	901 184 519	7 994 859 754
78	Road vehicles	101 951 908	894 145 175	865 901 512	7 737 127 535
79	Other transportation equipments	101 159 024	801 523 212	510 191 721	3 929 803 973
81	Sanitary, plumbing, and fittings	8 167 766	66 113 668	25 756 345	215 532 199
82	Furniture	10 597 431	91 865 916	29 806 671	239 201 486
83	Traveling goods	3 064 887	26 091 470	13 895 483	120 494 926
84	Clothing	4 699 695	40 037 278	35 367 080	343 039 806
85	Footwear	3 947 291	47 163 167	27 288 391	283 304 640
87	Professional, scientific, and contractor instruments	5 894 109	52 476 946	137 330 904	1 074 326 980
88	Photographic apparatus, equipments and optics	2 126 748	30 130 467	32 175 676	287 819 433
89	Miscellaneous manufactured articles	33 632 207	334 903 487	209 335 625	1 890 056 092
96	Coin; not being legal tender	0	153 215	0	624 787
97	Gold; non monetary	1 157	9 208	3 001 085	42 342 004
TOTAL IMPORT		10 411 631 977	106 139 972 017	15 533 378 964	145 566 088 326

I-2. IMPOR MENURUT GOLONGAN BARANG SITC / IMPORT BY SITC COMMODITY GROUPS
***** OKTOBER/OCTOBER 2011 *****

SITC	Uraian golongan barang Group description	Berat bersih/ Net weight (Kg)		Nilai/ Value C.I.F (US\$)	
		Bulan ini Current month	Kumulatif Cum.Jan.to date	Bulan ini Current month	Kumulatif Cum.Jan.to date
C. By Commodity 3 digit SITC					
001	Live Animals Other Than Fish	14 199 210	99 552 562	37 284 535	264 059 032
011	Meat Of Bovine Animals Fresh, Chilled Or Frozen	5 971 070	51 879 403	22 434 407	187 265 222
012	Other Meat, Other Edible Meat Offal, Fresh, Chilled Or Frozen	3 656 964	29 851 239	9 706 312	72 266 989
016	Meat And Edible Meat Offal, Salted, Dried, Edible Flour Of Meat	4 541	69 107	24 649	509 766
017	Meat And Edible Meat Offal, Prepared Or Preserved	133 688	1 514 784	378 423	5 327 219
022	Milk,cream, And Milk Products Other Than Butter Or Cheese	29 265 192	257 487 010	96 803 324	831 839 097
023	Butter And Other Fats From Milk	1 726 056	12 828 983	9 832 437	75 538 218
024	Cheese And Curds	1 431 423	15 047 600	7 366 667	71 232 908
025	Eggs, Birds, And Egg Yolks; Fresh, Dried Or Otherwise Preserved	104 750	1 053 284	561 090	5 323 844
034	Fish, Fresh, Chilled Or Frozen	17 101 742	195 526 001	13 418 617	161 598 871
035	Fish, Dried Salted Or In Brine; Smoked Fish	19 024	9 875 793	276 126	9 991 526
036	Crustaceans, Molluscs, And Aquatic Invertebrates	1 200 647	11 091 341	6 816 069	51 471 890
037	Fish, Crustaceans, Molluscs, And Other Aquatic Invertebrates;	430 127	2 861 949	1 109 496	8 391 395
041	Wheat And Meslin, Unmilled	367 215 193	4 724 661 400	145 363 350	1 855 937 114
042	Rice	296 162 466	2 166 835 597	162 678 162	1 160 105 088
043	Barley, Unmilled	22 500	22 500	9 500	9 500
044	Maize, Unmilled	134 361 217	2 916 381 033	43 327 116	938 636 064
045	Cereals, Unmilled	2 008 854	14 077 156	1 090 022	5 976 525
046	Meal And Flour Of Wheat And Flour Of Meslin	61 154 493	556 215 854	24 515 793	232 224 124
047	Other Cereal Meals And Flours	805 463	6 417 159	324 460	2 701 462
048	Cereal Preparations And Preparations Of Flours/starchs Of Fruit	6 359 781	64 311 178	7 041 446	77 679 102
054	Vegetables, Fresh, Chilled, Frozen Or Simply Preserved	39 714 244	824 991 883	23 347 458	514 028 744
056	Vegetables, Roots And Tubers, Prepared Or Preserved Nes	4 629 028	44 632 982	6 971 891	63 069 291
057	Fruit And Nut; Fresh Or Dried	40 328 316	678 327 964	43 418 041	697 072 833
058	Fruits, Preserved And Preparations	1 934 169	18 583 496	2 903 009	25 932 479
059	Fruit And Vegetable Juices	1 141 554	10 702 661	2 144 173	20 717 341
061	Sugar, Molasses, And Honey	202 491 624	2 240 734 838	131 452 489	1 561 529 128
062	Sugar Confectionery	1 089 341	8 343 380	3 719 481	25 279 352
071	Coffee And Coffee Substitutes	2 638 209	20 318 581	10 878 420	89 304 289
072	Cocoa	1 808 405	29 639 068	8 381 383	115 680 858
073	Chocolate And Other Food Preparations Containing Cocoa	724 116	7 766 210	3 791 464	33 491 102
074	Tea And Mate	2 421 882	14 915 912	3 677 646	26 086 020
075	Spices	13 793 758	70 540 783	120 793 393	387 087 492
081	Feeding Stuff For Animals	317 124 305	3 649 600 111	166 272 396	1 847 761 380
091	Margarine And Shortening	693 415	6 079 638	2 653 477	23 698 994
098	Edible Products And Preparations	19 101 452	190 980 091	53 106 064	565 300 818
111	Non-alcoholic Beverages, Nes	6 170 183	54 626 342	4 503 391	44 778 408
112	Alcoholic Beverages	159 410	939 456	1 534 297	8 290 513
121	Tobacco, Unmanufactured And Refused	10 212 704	83 107 854	56 949 098	406 140 525
122	Tobacco, Manufactured	1 203 648	8 675 873	9 569 065	68 420 955
211	Hides And Skins, Raw	797 562	10 364 379	520 698	6 384 124
212	Furskins, Raw	0	2 428	0	472 822
222	Oil Seeds Use For Extraction Ofsoft Fixed Vegetable Oils	210 727 234	1 939 976 679	132 339 947	1 256 497 765
223	Oil Seeds Use For Extraction Of Other Fixed Vegetable Oils	102 057	4 899 133	576 683	5 505 274
231	Natural Rubber Latex;natural Rubber And Similar Natural Gums	1 633 152	13 475 713	5 785 233	52 558 566
232	Synthetic Rubber Latex, Synthetic/reclaimed Rubber	26 621 192	242 673 139	94 267 131	793 253 292
244	Cork,natural.raw And Waste	21 350	103 210	46 012	312 977
245	Fuel Wood And Wood Charcoal	1 547 269	16 998 621	466 067	4 984 727
246	Wood In Chips Or Particles And Waste	13 860	9 167 371	8 370	2 058 740
247	Wood In The Rough Or Roughly Squared	1 605 495	35 777 397	867 582	13 730 828
248	Wood, simply Worked And Railway Sleeper Of Wood	16 386 913	134 193 628	11 468 467	94 205 751
251	Pulp And Waste Paper	334 289 621	3 091 986 278	171 292 956	1 539 407 913
261	Silk	6 149	8 613	3 942	43 408
263	Cotton	54 023 536	453 474 870	163 105 668	1 525 647 120
264	Jute And Other Textile Bast Fibres	148 518	1 595 567	305 134	2 605 314
265	Vegetable Textile Fibres,raw Or Processed;waste Of These Fibres	224 126	1 609 075	184 527	1 546 171
266	Synthetic Fibres Suitable For Spinning	17 510 007	168 602 120	42 604 881	424 828 629
267	Other Man-made Fibres Suitable For Spinning And Waste	7 046 754	51 798 471	25 484 237	207 910 422
268	Wool And Other Animal Hair	102 075	1 180 659	788 110	13 599 802
269	Old Clothing And Other Old Textile Articles; Rags	138 850	4 702 137	257 396	6 457 663
272	Fertilizers, Crude	168 844 899	824 862 106	26 783 845	123 725 511
273	Stone, Sand And Gravel	206 024 984	2 046 061 528	8 563 786	89 588 763
274	Sulphur And Unroasted Iron Pyrites	12 860 470	349 045 268	3 335 017	78 381 703
277	Natural Abrasives	567 030	19 294 453	236 134	6 523 864
278	Other Crude Minerals	254 062 185	3 743 489 865	35 879 041	422 706 835
281	Iron Ore And Concentrates	162 673 389	1 611 311 771	39 234 547	361 845 771
282	Waste And Scrap Metal Of Iron/steel	183 895 314	1 756 792 975	82 921 684	785 607 986
283	Copper Ores And Concentrates	3 748	325 208	47 614	3 860 430
284	Nickel Ores And Concentrates	0	1 786	0	14 100
285	Aluminium Ores And Concentrates	23 779 085	348 719 213	10 518 556	152 610 604
286	Ores And Concentrates Of Uraniumand Thorium	0	8	0	3 232
287	Ores And Concentrates Of Basemetals	2 576 971	32 968 759	4 280 224	41 093 281
288	Non-ferrous Base Metal Waste And Scraps	5 100 426	46 681 629	13 996 978	180 429 870
289	Ores And Concentrates Of Precious Metals; Waste,scraps	76	2 688	2 053	229 449
291	Crude Animal Materials	654 420	9 016 914	1 844 738	41 199 373
292	Crude Vegetable Materials	1 653 807	17 195 230	8 757 122	83 900 002
321	Coals, Pulverized Or Not	8 002 120	37 246 543	1 725 551	10 816 597

I-2. IMPOR MENURUT GOLONGAN BARANG SITC / IMPORT BY SITC COMMODITY GROUPS
***** OKTOBER/OCTOBER 2011 *****

SITC	Uraian golongan barang Group description	Berat bersih/ Net weight (Kg)		Nilai/ Value C.I.F (US\$)	
		Bulan ini Current month	Kumulatif Cum.Jan.to date	Bulan ini Current month	Kumulatif Cum.Jan.to date
C. By Commodity 3 digit SITC					
322	Briquettes, Lignite And Peat	254 773	2 690 314	111 215	996 517
325	Coke And Semi Coke Of Coal/lignite/peat	2 206 477	58 393 569	1 086 100	23 537 642
333	Petroleum Oil, Crude	1 053 804 946	10 593 384 028	841 201 088	8 866 503 942
334	Petroleum Products, Refined	2 335 550 414	23 766 764 132	2 292 214 468	23 277 095 564
335	Residual Petroleum Products, And Related Materials	56 391 571	508 481 695	40 704 498	352 792 124
342	Liquefied Propane And Butane	137 662 957	1 328 055 747	111 842 543	1 166 480 840
343	Natural Gas, Liquefied Or Not	0	14 473	0	16 749
344	Petroleum Gases And Other Gas	15 209	116 074	157 667	799 779
345	Coal Gas, Water Gas And Similar Gas	0	1 914	0	46 890
351	Electric Currents	0	436 033	0	59 467
411	Animal Oils And Fats	1 105 868	9 228 325	3 182 745	25 357 400
421	Fixed Vegetable Fats And Oils Soft,crude,refined Or Fractioned	2 305 468	21 245 904	4 154 240	37 233 591
422	Fixed Vegetable Fats And Oils Solid,crude,refined Or Fractioned	554 310	28 955 950	1 223 177	37 844 792
431	Animal And Vegetable Oil; Fat Processed And Their Wax	2 494 828	29 800 446	5 028 257	59 209 736
511	Hydrocarbon And Their Halogenated, Nitrated Derivatives	208 682 514	1 743 261 410	292 416 547	2 441 579 032
512	Alcohols,phenols,phenol-alcohols And Their Halogenated	69 641 520	744 438 585	87 373 325	886 227 827
513	Carboxylic Acids,and Their Anhydrides,halides,peroxides	35 199 574	371 319 620	61 228 928	626 433 450
514	Nitrogen-function Compounds	15 214 127	156 225 578	41 553 432	455 175 758
515	Organo-inorganic And Heterocyclic Compounds	14 574 461	140 254 709	69 409 845	667 270 189
516	Other Organic Chemicals	10 322 197	126 736 720	23 632 522	317 382 103
522	Inorganic Chemical Elements, Oxides And Halogen Salts	143 237 565	996 692 880	106 524 157	735 877 708
523	Metallicsalts And Peroxysalts	112 694 100	1 468 358 452	48 233 872	572 611 807
524	Other Inorganic Chemicals;chemical Compound Of Precious Metals	3 138 698	24 002 511	2 994 073	30 400 412
525	Radioactive And Associated Materials	15 405	77 059	1 336 647	7 294 591
531	Synthetic Organic; Colouring Matter	4 292 327	55 008 270	23 064 518	303 216 941
532	Dyeing/tanning Extracts And Synthetic Tanning Materials	481 088	5 842 459	1 140 365	12 433 421
533	Pigments, Paints, Varnishes, And Related Materials	20 585 137	234 178 053	68 377 461	697 645 220
541	Medicinal And Pharmaceutical Products	1 572 717	15 148 446	35 682 362	388 337 055
542	Medicaments, Including Veterinary Medicaments	1 056 620	13 948 951	26 931 394	300 250 036
551	Essential Oils, Perfumes, And Flavour Materials	1 903 077	26 188 050	26 394 539	308 323 030
553	Perfumery, Cosmetics, And Toilet Preparations	5 120 216	47 079 907	33 522 156	327 746 075
554	Soap,cleansing And Polishing Preparations	7 344 512	88 633 910	21 330 865	241 237 821
562	Fertilizers, Manufactured	559 168 393	5 288 448 053	258 652 230	2 066 865 285
571	Polymers Of Ethylene In Primary Forms	65 950 778	550 094 736	102 068 680	884 278 695
572	Polimers Of Styrene In Primary Forms	15 832 703	148 690 850	37 804 346	343 242 465
573	Polimers Of Vinyl Chloride In Primary Forms	3 769 317	58 432 933	6 872 504	91 274 369
574	Poliacetals And Polycarbons In Primary Forms	22 727 782	221 915 581	62 702 588	600 914 407
575	Other Plastics In Primary Forms	113 487 342	1 025 216 623	240 170 355	2 155 189 602
579	Waste And Scrap Of Plastics	11 925 978	74 280 197	10 507 651	53 866 347
581	Tubes, Pipes, And Hoses Of Plastics	2 933 896	22 938 568	14 689 116	124 201 856
582	Plates, Sheets, And Film Of Plastics	22 830 604	247 898 730	63 934 736	691 220 253
583	Monofilament And Rod Of Plastics	241 625	2 916 267	1 380 117	16 290 998
591	Disinfectants, Insecticides, And Fungicides Put In Forms	3 541 287	45 925 309	26 882 610	233 984 397
592	Starches, Inulin, And Wheat Glutenal Buminoidal Substances; Glues	110 345 027	549 906 934	77 406 890	519 669 168
593	Explosive And Pyrotechnic Products	1 480 620	25 574 938	7 396 576	89 186 111
597	Additive For Mineral Oils	9 486 279	124 439 541	33 896 026	373 502 599
598	Miscellaneous Chemical Products	34 514 209	341 155 700	87 608 872	899 594 382
599	Residuall Products Of The Chemical Or Allied Industries, N.e.s	61	8 369	34	111 452
611	Leathers	3 527 194	38 675 669	38 814 594	379 050 309
612	Manufactures And Composition Leathers	79 946	417 082	402 665	3 698 007
613	Furskins, Tanned Or Dressed	856	36 276	43 606	1 359 542
621	Materials Of Rubber	3 992 205	39 810 019	23 727 901	222 113 491
625	Rubber Tyre,tyre Cases,tyre Treads,inner Tubes, And Tyre Flaps	10 995 057	110 129 045	53 391 896	486 937 458
629	Articles Of Rubbers	3 776 693	41 142 081	37 583 099	370 853 370
633	Cork Manufactures	103 193	656 553	536 638	2 917 456
634	Veneers,plywood,improved/reconstituted Wood Worked	55 770 464	439 090 747	26 986 451	199 177 481
635	Wood Manufactures	893 522	11 610 183	1 554 851	18 651 636
641	Papers And Paperboards	45 909 117	487 010 230	66 244 409	681 643 253
642	Paper And Paperboard Cut To Size/shape And Article Of Papers	12 074 515	111 982 000	37 994 160	354 611 027
651	Textile Yarns	11 640 089	125 250 632	41 417 350	464 569 801
652	Cotton Fabrics, Woven	9 474 514	100 162 231	107 720 421	1 091 312 768
653	Fabrics, Woven, Of Man-made Fibres	12 082 664	116 713 020	108 290 950	995 960 482
654	Textile Fabrics, Woven, Other Than Of Cotton Or Man-made Fibres	934 493	6 537 008	12 937 341	91 363 607
655	Knitted Or Crocheted Fabrics	11 773 836	114 396 848	105 635 593	1 055 113 182
656	Tulle,lace,embroidery,ribbons,trimmings And Other Small Wares	1 810 047	16 569 265	23 784 529	223 723 446
657	Special Yarns,textile Fabrics	14 445 743	140 467 283	73 647 303	696 079 217
658	Made-up Articles, Wholly/chiefly Of Textile Materials	1 582 683	24 229 724	4 369 993	56 231 311
659	Floor Coverings	1 243 058	14 948 126	2 614 786	33 621 237
661	Lime,cement And Fabricated Construction Materials	142 335 944	1 848 944 361	11 981 222	127 383 834
662	Clay And Refractory Construction Materials	50 696 197	396 353 167	21 773 348	179 506 858
663	Mineral Manufactures	15 356 240	132 830 032	25 420 092	201 830 712
664	Glass	21 601 824	188 390 267	17 846 096	160 688 011
665	Glassware	6 501 817	96 076 003	7 916 851	93 303 475
666	Pottery	1 554 926	20 426 004	1 200 345	11 954 589
667	Pearl, Precious And Semi Precious Stones	1 896	31 548	56 691	665 359
671	Pig Iron,spiegeleisen,sponge Iron, And Ferro-alloys	35 011 852	277 758 922	26 505 853	200 688 477
672	Ingots And Other Iron/steel In Primary Forms	94 353 160	1 687 013 307	71 278 557	1 224 928 817

I-2. IMPOR MENURUT GOLONGAN BARANG SITC / IMPORT BY SITC COMMODITY GROUPS
***** OKTOBER/OCTOBER 2011 *****

SITC	Uraian golongan barang Group description	Berat bersih/ Net weight (Kg)		Nilai/ Value C.I.F (US\$)	
		Bulan ini Current month	Kumulatif Cum.Jan.to date	Bulan ini Current month	Kumulatif Cum.Jan.to date
C. By Commodity 3 digit SITC					
673	Flat Rolled Products, Not Clad	242 926 970	2 400 632 480	216 662 313	2 099 814 445
674	Flat Rolled Products, Clad Or Plated	73 732 822	623 564 520	84 880 271	717 415 538
675	Flat Rolled Products And Alloy Steels	42 231 383	559 395 865	74 707 803	854 412 935
676	Iron/steel Bars, Rods, Angels, Shaped And Sections	77 548 485	833 344 329	88 468 022	899 553 933
677	Rail/railway And Tractor Construction Of Iron/steel Materials	9 658 433	26 790 161	12 859 853	38 560 897
678	Wire Of Iron/steel	14 965 086	151 352 618	25 006 839	233 057 464
679	Tubes, Pipes, Hollow Profile, Pipe Fitting Of Iron/steel	63 380 159	683 136 874	119 685 130	1 271 690 445
681	Silver, Platinum, And Other Metal Of The Platinum Groups	13 521	133 025	2 396 782	24 846 065
682	Copper	13 433 833	126 292 548	108 089 999	987 482 309
683	Nickel	138 838	1 417 642	2 841 348	28 040 981
684	Aluminium	52 116 363	461 808 465	150 604 557	1 387 463 940
685	Lead	8 817 903	84 375 034	21 754 006	217 253 206
686	Zinc	12 040 497	106 247 769	26 149 446	251 806 656
687	Tin	105 009	1 928 111	2 819 138	22 977 659
689	Miscellaneous Non-ferrous Basemetals Employed In Metallurgy	267 791	2 687 383	6 559 115	27 237 232
691	Structures And Parts Of Iron/steel Or Aluminium	12 475 819	95 506 071	30 982 697	264 218 913
692	Metal Containers For Storage And Transportations	3 922 874	37 830 433	16 632 054	144 591 594
693	Wire Products And Fencing Grills	5 941 053	64 883 849	11 438 463	135 737 354
694	Nails, Screws, Nuts, Bolts, Rivets Of Iron/steel Or Copper	10 340 630	95 015 560	52 721 517	504 439 012
695	Tools For Used In The Hand Or In Machines	6 011 176	52 275 001	41 624 657	361 095 989
696	Cutlery	1 599 848	13 174 248	5 557 515	47 235 127
697	Household Equipment Of Base Metals	4 815 216	42 669 109	11 202 350	107 418 743
699	Manufactures Of Base Metals	27 169 566	288 462 466	108 088 911	993 947 654
711	Steam And Other Vapour Generating Boilers And Parts	6 574 112	78 657 673	29 853 704	368 456 166
712	Steam Or Other Generating Boilers And Parts	4 020 279	36 694 087	35 293 576	348 574 497
713	Internal Combustion Piston Engines And Parts	14 980 556	163 886 950	170 819 580	1 629 702 814
714	Engines And Motors, Non-electric And Parts	1 461 807	3 997 637	95 526 455	338 486 028
716	Rotating Electric Plants And Parts	16 145 743	126 578 508	106 192 791	937 377 099
718	Other Power Generating Machines And Parts	1 724 775	13 265 504	21 262 935	166 220 838
721	Agricultural Machinery And Parts	2 431 966	23 577 770	15 949 395	166 904 505
722	Tractors	495 758	7 098 754	3 318 663	49 442 426
723	Civil Engineering And Contractor Plants And Equipments/parts	66 299 432	482 976 284	394 011 251	3 055 600 228
724	Textile/leather Machinery And Parts	9 640 176	90 726 424	87 200 724	780 216 458
725	Papermill/pulpmill Machinery And Paper Cutting Machines	5 473 897	37 198 804	70 328 678	416 466 794
726	Printing/book Binding Machinery And Parts	2 495 682	20 381 980	78 429 957	507 247 207
727	Food Processing Machines And Parts	4 298 419	37 784 150	39 176 914	320 155 092
728	Other Machines And Equipment Specialized For Particular Industry	15 761 971	165 682 824	153 916 913	1 673 176 165
731	Machine Tools By Removing Metal	3 816 727	30 279 220	38 853 900	337 946 516
733	Machine Tool For Working Metals	3 430 312	36 312 906	23 989 944	260 610 892
735	Parts Of Machine Tools	874 715	4 357 834	13 168 333	95 615 480
737	Metalworking Machinery And Parts	5 007 068	40 428 436	39 454 584	278 985 212
741	Heating And Cooling Equipments And Parts	19 161 097	156 375 267	131 332 925	1 156 059 918
742	Pumps For Liquid And Parts	8 507 589	70 505 667	75 003 357	728 557 659
743	Pumps, Compressors, Fans, Blowers, Centrifuges, And Parts	14 843 435	134 337 804	120 800 564	980 714 115
744	Mechanical Handling Equipments And Parts	27 113 773	197 877 895	129 261 871	1 005 880 880
745	Other Non-electical Machinery, Tools, And Mechanical Apparatus	3 193 990	33 838 793	54 521 926	462 770 801
746	Ball Or Roller Bearings	4 107 867	39 885 393	41 195 448	421 543 420
747	Taps, Cocks, And Valves For Pipes	4 412 319	46 587 236	61 755 979	558 326 955
748	Transmission Shafts And Cranks	11 921 605	106 921 218	122 935 003	1 044 477 756
749	Non-electric Parts And Accessories Of Machineries	2 837 280	28 083 765	37 183 902	400 062 544
751	Office Machines	3 228 115	29 904 230	52 990 711	433 652 265
752	Automatic Data Processing Machines And Their Units	3 997 161	39 739 673	246 615 781	1 767 410 499
759	Parts And Accessories For Machine Of Heading 751 Or 752	1 101 975	12 442 320	24 032 532	283 661 899
761	Television Receivers	1 771 908	18 480 567	47 804 484	500 125 231
762	Radio Broadcast Receivers	156 268	1 742 689	6 317 910	104 819 747
763	Sound Recorders Or Reproducers	244 420	2 055 190	4 059 067	34 238 631
764	Telecommunication Equipments And Parts	11 648 844	117 255 346	557 218 913	5 356 717 618
771	Electric Power Machinery And Parts	4 862 139	40 835 887	61 523 833	466 517 011
772	Electrical Apparatus For Making And Breaking Electrical Circuits	10 242 938	90 054 769	227 413 217	2 258 166 298
773	Equipment For Distributing Electricity	11 421 921	91 533 720	120 502 181	844 614 283
774	Electrical Apparatus For Medical Purposes And Radiological	237 338	1 283 806	20 751 523	101 504 296
775	Household Type, Electrical/non-electrical Equipments	10 161 698	86 613 385	46 759 335	390 003 269
776	Thermionic, Cold Cathode, And Photo Cathode Valves/tubes	5 291 995	48 607 474	205 595 381	1 933 964 713
778	Electrical Machinery And Apparatus	17 796 279	160 448 784	218 639 049	2 000 089 884
781	Passenger Motor Cars	17 134 517	157 976 536	205 784 044	1 807 534 197
782	Motor Vehicle For The Transportation Of Goods	35 162 319	283 355 673	348 243 520	2 998 314 931
783	Road Motor Vehicles	1 956 214	17 584 758	13 760 522	139 703 663
784	Parts And Accessories Of The Motor Vehicles	24 968 363	227 771 426	214 839 989	2 002 044 100
785	Motorcycles, Scooters, And Other Cycles Motorized/non Motorized	20 241 916	183 113 520	77 509 793	728 178 273
786	Trailers And Other Vehicles, Not Motorized	2 488 579	24 343 262	5 763 644	61 352 371
791	Railway Vehicles And Associated Equipments	5 514 135	13 482 673	18 303 738	73 757 938
792	Aircraft And Associated Equipments And Parts	564 336	7 075 422	367 750 248	2 508 427 406
793	Ships, Boats, And Floating Structures	95 080 553	780 965 117	124 137 735	1 347 618 629
811	Prefabricated Buildings	2 481 557	18 687 856	5 230 722	44 532 882
812	Sanitary, Plumbing, Heating, And Lighting Fixtures/fittings	2 536 542	24 226 367	9 252 516	70 265 668
813	Lighting Fixtures And Fittings	3 149 667	23 199 445	11 273 107	100 733 649
821	Furnitures And Parts	10 597 431	91 865 916	29 806 671	239 201 486

I-2. IMPOR MENURUT GOLONGAN BARANG SITC / IMPORT BY SITC COMMODITY GROUPS
***** OKTOBER/OCTOBER 2011 *****

SITC	Uraian golongan barang <i>Group description</i>	Berat bersih/ <i>Net weight</i> (Kg)		Nilai/ <i>Value C.I.F</i> (US\$)	
		Bulan ini <i>Current month</i>	Kumulatif <i>Cum.Jan.to date</i>	Bulan ini <i>Current month</i>	Kumulatif <i>Cum.Jan.to date</i>
C. By Commodity 3 digit SITC					
831	Travel Goods	3 064 887	26 091 470	13 895 483	120 494 926
841	Men's Coats/jackets, Not Knitted	481 319	4 385 563	3 595 917	40 929 850
842	Women's Coats/jacket, Not Knitted	374 268	4 374 120	4 226 036	48 166 973
843	Men's Coats/jackets, Knitted	232 801	2 157 404	1 826 883	18 894 221
844	Women's Coats/jackets, Knitted	1 202 115	8 769 641	5 885 995	44 803 520
845	Articles Of Apparel	783 743	6 398 459	7 255 311	73 969 577
846	Clothing Accessories Of Textiles Fabrics	372 840	3 509 927	4 563 820	46 820 114
848	Articles Of Apparel And Clothing Accessories Of Other Than Textile	1 252 609	10 442 164	8 013 118	69 455 551
851	Footwears	3 947 291	47 163 167	27 288 391	283 304 640
871	Optical Instrument And Apparatus	50 936	649 361	4 736 901	41 782 537
872	Medical Instruments And Appliances	1 695 695	14 992 436	18 339 329	153 939 322
873	Meters And Counters	1 037 415	9 483 202	22 600 678	180 065 431
874	Measuring, Checking, Analysing, And Controlling Instrument And	3 110 063	27 351 947	91 653 996	698 539 690
881	Photographic Apparatus And Equipments	207 829	2 526 049	5 208 810	38 297 961
882	Photographic And Chinematographic Supplies	1 030 329	11 970 468	7 090 344	71 633 673
883	Cinematograph Film, Exposed And Developed	6 641	53 593	454 534	3 654 580
884	Optical Goods	459 918	11 045 186	16 321 114	139 424 276
885	Watches And Clocks	422 031	4 535 171	3 100 874	34 808 943
891	Arms And Ammunitions	52 704	698 609	11 528 431	91 599 947
892	Printed Matter	1 460 169	13 951 668	28 189 892	178 967 202
893	Article Of Plastics	16 841 442	158 612 072	67 853 227	603 335 841
894	Baby Carriages, Toys, Games, And Sporting Goods	4 473 760	55 582 899	16 359 444	172 271 489
895	Office And Stationery Supplies	2 161 490	22 459 501	9 897 562	93 299 560
896	Works Of Art, Collectors Pieces And Antiques	61 259	937 502	238 739	2 220 414
897	Jewellery, Goldsmith, Silversmith Wares, And Other Articles	591 838	6 428 175	3 142 359	46 896 316
898	Musical Instrument And Parts/accessories	1 974 847	19 375 818	42 223 936	328 007 716
899	Other Miscellaneous Manufactured Articles	6 014 698	56 857 243	29 902 035	373 457 607
961	Coin Not Being Legal Tender	0	153 215	0	624 787
971	Gold, Non-monetary	1 157	9 208	3 001 085	42 342 004
TOTAL IMPORT		10 411 631 977	106 139 972 017	15 533 378 964	145 566 088 326

I.3. IMPOR MENURUT KOMODITI / IMPORT BY HS COMMODITY
***** OKTOBER/OCTOBER 2011 *****

HS	Uraian Komoditi Commodity Description	Berat Bersih / Net Weight (Kg)		Nilai / Value C.I.F (US\$)	
		Bulan ini Current Month	Kumulatif Cum.Jan. to date	Bulan ini Current Month	Kumulatif Cum.Jan. to date
0102901000	Live oxen, other than pure-bredbreeding animals	14 198 370	96 115 938	37 266 002	256 777 870
0102902000	Live buffaloes, other than pure-bredbreeding animals	0	3 430 679	0	6 969 848
0103100000	Live swine, pure-bred breeding animals	0	107	0	10 207
0105119000	Fowls spec.gallus domesticus, live, weight <=185g, other than breec	40	92	1 027	4 554
0105199000	Breeding guinea fowls, live, weight<=185g	0	170	0	7 322
0105941000	Breed.fowl of the spec.gallus domesticus,oth than fighting cock, w	0	2 464	0	186 140
0106190000	Live mammals, oth than primates, dolphinporpoises, manatees an	0	4	0	946
0106200000	Live reptiles (including snakes andturtles)	0	101	0	949
0106390000	Other birds, live	364	1 383	12 607	52 546
0106900000	Other live animals, for humanconsumption	436	1 624	4 899	48 650
0201200000	Oth cuts with bone in of bovine animals,fresh or chilled	0	421	0	5 390
0201300000	Meat of bovine animals, boneless,fresh or chilled	337 195	1 695 943	1 614 588	8 622 853
0202100000	Carcasses & half-carcasses of bovineanimals, frozen	92 666	612 884	349 749	1 961 056
0202200000	Oth cuts with bone in of bovine animals,frozen	586 706	4 217 394	1 468 464	9 008 889
0202300000	Meat of bovine animals, boneless,frozen	4 954 503	45 352 761	19 001 606	167 667 034
0203290000	Other meat of swine, frozen	19 337	78 919	78 197	408 287
0204100000	Carcasses & half-carcasses of lamb,fresh or chilled	0	18 368	0	78 981
0204220000	Oth cuts with bone in of sheep,fresh or chilled	1 792	11 028	21 333	139 738
0204230000	Other meat of sheep, boneless, fresh orchilled	571	3 992	6 985	59 551
0204300000	Carcasses&half-carcasses of lamb,frozen	0	1 710	0	13 807
0204410000	Carcasses & half-carcasses of sheep,frozen	15 759	75 839	115 085	549 286
0204420000	Oth cuts with bone in of sheep, frozen	57 029	347 928	361 568	2 845 420
0204430000	Other meat of sheep, boneless, frozen	60 259	175 032	429 880	1 421 557
0204500000	Meat of goats, fresh, chilled or frozen	0	202 546	0	474 844
0206210000	Tongues of bovine animals, frozen	6 206	44 841	18 992	135 084
0206220000	Livers of bovine animals, frozen	120 901	1 551 172	289 993	3 224 944
0206290000	Other edible offal of bovine animals,frozen	3 332 589	26 610 284	8 269 467	61 150 965
0206900000	Edible offal of sheep, goats, horses,asses, mules or hinnies, frozen	1 033	1 033	6 159	6 159
0207149000	Oth cuts & offals of fowl of the speciesgallus domesticus, frozen	0	8 980	0	29 236
0207250000	Meat and edible offal of turkeys, notcut in pieces, frozen	0	147 478	0	435 674
0207279000	Oth cuts and offal of turkeys, frozen	0	33	0	446
0207331000	Meat and edible offal of ducks,not cut in pieces, frozen	24 738	465 113	25 816	775 871
0207340000	Fatty livers of ducks, geese or guineafowls, fresh or chilled	0	3 460	0	100 560
0207369000	Oth cut & offal of ducks, geese/guineafowls, frozen	0	18 100	0	28 606
0208300000	Meat and edible offal of primates,fresh, chilled or frozen	0	14 998	0	48 349
0208900010	Frogs legs	16 750	70 079	82 837	339 289
0208900090	Oth meat & edible offal, fresh, chilledor frozen	0	36	0	50
0210999000	Oth meat & edible, incl. frours & mealssalted, in brine, dried or sm	4 541	69 107	24 649	509 766
0301101000	Ornamental fish fry, live	0	808	0	4 665
0301102000	Ornamental marine fish, live	0	823	0	8 700
0301103000	Freshwater ornamental fish, live	0	2 256	0	21 115
0301992100	Other live fish fry, for breeding	130	660	2 915	22 932
0301994090	Other freshwater fish, live	0	225 920	0	208 110
0302120000	Pacific/atlantic/danube salmon, excl.fillet, livers/roes, fresh or ch	0	23 080	0	219 257
0302190000	Oth salmonidae fish,excl.fillet,liverand roes, fresh or chilled	0	20 159	0	19 192
0302290000	Oth flat fish, excl.fillet,liver & roesfresh or chilled	125	25 321	2 410	54 390
0302320000	Yellowfin tunas,excl.fillet, livers & roes, fresh or chilled	0	198 714	0	147 315
0302330000	Skipjack or stripe-bellied bonito,excl.fillet,livers & roes,fresh or ct	0	52 364	0	82 347
0302390000	Oth tunas, excl.fillet, livers & roes,fresh or chilled	25 000	29 566	18 000	28 963
0302500000	Cod, excluding fillets, livers & roes,fresh or chilled	0	13	0	28
0302610000	Sardines, excl. fillets, livers & roes,fresh or chilled	0	536 034	0	384 013
0302640000	Mackerel, excl. fillets livers & roes,fresh or chilled	99 940	453 260	89 523	372 354
0302660000	Eels, excl. fillets, livers and roes,fresh or chilled	0	7 800	0	35 100
0302691090	Other marine fish excl.fillet, liversand roes, fresh or chilled	0	48 868	0	47 814
0302692010	Tilapia, excl.fillet, livers and roes,fresh or chilled	0	11 897	0	11 631
0302692090	Other freshwater fish, excl.fillet,livers and roes, fresh or chilled	0	28 277	0	28 400
0302700000	Livers & roes of fish, fresh/chilled	314	5 491	469	12 853
0303110000	Sockeye salmon, excl.fillet, livers & roes, frozen	8 995	33 995	26 271	96 605
0303190000	Oth pacific salmon, excl.fillet, liverand roes, frozen	3 590	127 100	5 240	608 058
0303210000	Trout, excl.fillet, livers and roes,frozen	15 825	24 920	96 533	172 931
0303220000	Atlantic & danube salmon, excl.fillet,livers and roes, frozen	46 188	210 718	408 812	1 956 350
0303290000	Other salmonidae, excl.fillet, liversand roes, frozen	694	6 824	5 457	40 183
0303310000	Halibut, excl.fillet, livers and roes,frozen	6 844	20 637	33 512	111 245
0303330000	Sole, excl.fillet, livers & roes,frozen	0	424	0	6 840
0303390000	Oth flat fish, excl.fillet, livers & roes, frozen	42 155	508 083	150 386	1 829 166
0303410000	Albacore/longfinned tunas,excl.fillet,livers and roes, frozen	0	736 913	0	1 727 559
0303420000	Yellow fin tunas, excl.fillet, liver & roes, frozen	237 922	2 825 478	783 641	7 323 936
0303430000	Skipjack or stripe-bellied bonito,excl.fillet, livers and roes, frozen	157 000	21 437 342	182 755	24 585 379
0303490000	Oth tunas, excl.fillet,livers & roes,frozen	0	765 604	0	695 714
0303510000	Herring clupea harengus,clupea pallasii),excl.fillet,livers and roes,	0	18	0	259
0303520000	Cod (gadus morhua, ogac, macrocephalu),excl.fillet,livers and roe	9 734	67 052	81 549	531 177

I.3. IMPOR MENURUT KOMODITI / IMPORT BY HS COMMODITY
***** OKTOBER/OCTOBER 2011 *****

HS	Uraian Komoditi Commodity Description	Berat Bersih / Net Weight (Kg)		Nilai / Value C.I.F (US\$)	
		Bulan ini Current Month	Kumulatif Cum.Jan. to date	Bulan ini Current Month	Kumulatif Cum.Jan. to date
0303610000	Swordfish (xiphias gladius),excl.filletts,livers and roes,frozen	15 612	475 223	18 734	360 184
0303710000	Sardines, excl.filletts, livers and roes,frozen	5 389 839	70 945 279	2 535 945	41 382 429
0303740000	Mackerel, excl.filletts, livers and roes,frozen	10 265 172	80 041 793	7 455 194	60 750 033
0303750000	Dogfish and other sharks, excl.filletts,livers and roes, frozen	15 000	161 557	61 910	596 792
0303760000	Eels, excl.filletts, livers & roes,frozen	13 400	67 262	28 716	170 380
0303770000	Sea bass, excl.filletts, livers and roes,frozen	0	27 064	0	75 179
0303791090	Other marine fish, excl.filletts, liversand roes, frozen	359 970	11 608 419	411 643	9 108 506
0303792010	Tilapia, excl.filletts, livers and roes,frozen	0	604 600	0	543 636
0303792090	Other freshwater fish, excl.filletts,livers and roes, frozen	0	407 458	0	333 928
0303802000	Roes of fish, frozen	0	833	0	940
0304190000	Other fish fillets,fresh or chilled	0	10 271	0	21 987
0304210000	Swordfish (xiphias gladius)frozen filletts	0	38 048	0	335 650
0304290000	Other fish fillets,frozen	288 083	1 964 116	937 351	5 859 791
0304990000	Other fish meat (whether or not minced)frozen	100 210	737 659	81 651	664 855
0305100000	Flours, meals and pellets of fish,fit for human consumption	1 100	79 942	8 446	142 916
0305201000	Livers & roes of freshwater fish, dried,salted or salted or in brine	0	469 887	0	375 909
0305209000	Others livers & roes of fish, dried,smoked, salted or in brine	101	182 305	1 056	136 387
0305420000	Herrings, smoked, including filletts	0	6 602	0	9 900
0305490000	Other smoked fish, including filletts	0	287 359	0	491 950
0305510000	Cod(gadus morhua/ogac/macrocephalus),dried,salted/unsalted bu	0	500	0	3 839
0305591000	Sharks fins, dried, salted/unsaltedbut not smoked	8 909	72 843	243 349	1 328 640
0305592000	Marine fish, including anchovies, dried,salted/unsalted, but not sr	0	7 946 600	0	6 728 506
0305599000	Other dried fish, salted/unsalted butnot smoked	8 914	829 755	23 275	773 479
0306110000	Rock lobsters and oth sea crawfish, (Ja,Palinurus,Panulirus spp.) fr	19 000	125 700	100 700	639 417
0306130000	Shrimps and prawns, frozen	258 570	1 864 481	1 416 325	8 512 690
0306140000	Crabs, frozen	467 029	3 137 720	4 384 388	33 142 850
0306190000	Other, incl flours, meals & pellets ofcrustac, fit for human consumj	28 626	49 700	184 362	415 512
0306231000	Shrimps and prawns, breeder	0	6 415	0	179 740
0306232000	Shrimps and prawns,other than breeder,live	1 668	1 668	69 742	69 742
0306239900	Oth shrimps and prawns, not frozenin oth than airtight containers	0	4 500	0	6 300
0306249900	Other crabs, not frozennot in airtight containers	100	25 169	1 733	396 698
0306299900	Other crustaceans, not frozenin oth than airtight containers	380	15 937	8 266	113 396
0307101000	Oysters, live	0	128	0	1 247
0307102000	Oysters, fresh, chilled or frozen	1 027	40 204	1 499	212 464
0307212000	Scallops, fresh or chilled	0	2 721	0	58 464
0307291000	Scallops, frozen	101 939	888 076	268 796	2 123 095
0307312000	Mussels, fresh or chilled	0	235	0	2 108
0307391000	Mussels, frozen	0	59 962	0	165 793
0307392000	Mussels, dried, salted or in brine	0	11	0	4
0307412000	Cuttle fish and squid,fresh or chilled	0	1 512	0	2 810
0307491000	Cuttle fish and squid, frozen	308 321	4 375 784	361 239	4 520 121
0307492000	Cuttlefish&squid,dried,salted/in brine	0	3 314	0	10 275
0307512000	Octopus, fresh or chilled	0	160	0	368
0307591000	Octopus, frozen	13 987	485 273	19 019	891 966
0307602000	Snails, other than sea snails, fresh,chilled or frozen	0	270	0	285
0307991000	Other molluscs, frozen	0	902	0	2 970
0307999000	Oth aquatic invertebrates not crstceans,for human consumpt drier	0	1 769	0	3 860
0401100000	Milk and cream, not concentrated, no addsugar, of a fat content, k	75 000	1 543 638	288 300	5 965 412
0401200000	Milk and cream, not concentrated, no addsugar, of a fat content, k	17 106	334 545	16 981	623 481
0401300000	Milk and cream, not concentrated, no addsugar, of a fat content, k	308 729	2 495 612	924 749	7 609 105
0402103000	Milk&cream fat cont<=1.5%,in solid formadded sugar/oth sweet,ir	9 718 271	98 567 714	35 679 916	337 415 381
0402109000	Milk&cream fat cont<=1.5%,in solid formadded sugar/oth sweet,ir	2 230 179	9 628 332	8 018 617	34 327 519
0402212000	Milk&cream fat cont> 1.5%,in solid formnot added sugar/oth swee	3 214 814	26 488 732	13 021 919	109 194 660
0402219000	Milk&cream fat cont> 1.5%,in solid formnot added sugar/oth swee	2 000 684	11 388 962	7 951 711	48 038 511
0402292000	Milk&cream fat cont> 1.5%,in solid formadded sugar/oth sweet,in	847 000	9 269 175	3 209 139	33 493 036
0402299000	Milk&cream fat cont> 1.5%,in solid formadded sugar/oth sweet,in	956 646	9 939 996	7 729 407	88 030 092
0402990000	Other milk&cream, containing addeddsugar/other sweetening	841 565	4 279 014	1 156 181	6 094 640
0403101100	Yoghurt in liquid form, incl. condensedform,cont.fruits, nuts, cocoa:	0	24 486	0	67 792
0403101900	Yoghurt in other form, containing fruits,nuts, cocoa or flavoring m.	10 450	49 799	41 380	194 259
0403109100	Yoghurt in condensed form, not contain frnut, cocoa, or flavoring n	8 270	49 325	7 059	45 685
0403109900	Yoghurt in other form, not contain fruitnut, cocoa, or flavoring ma	0	60 100	0	96 643
0403901000	Buttermilk	360 500	5 435 329	1 297 575	18 711 266
0403909000	Curdled milk and cream, kephir & otherfermented milk and cream	39 732	246 429	86 523	509 063
0404101100	Whey, whether/not concentrated/containadd sugar/sweetening,fi	6 688 352	58 905 858	12 601 501	98 785 025
0404101900	Modified whey,whether/not concentr/contadd sugar/sweetening,	1 655 925	16 418 266	3 618 686	35 103 068
0404900000	Oth products consisting of natural milk	12 000	915 087	31 693	1 281 376
0405100000	Butter derived from milk	973 144	6 858 604	5 188 406	37 216 228
0405200000	Dairy spreads derived from milk	0	9 731	0	31 188
0405901000	Anhydrous butterfat derived from milk	709 392	5 458 205	4 363 732	35 090 283
0405902000	Butter oil derived from milk	9 920	98 430	72 752	700 777
0405903000	Ghee derived from milk	0	135	0	2 816

I.3. IMPOR MENURUT KOMODITI / IMPORT BY HS COMMODITY
***** OKTOBER/OCTOBER 2011 *****

HS	Uraian Komoditi Commodity Description	Berat Bersih / Net Weight (Kg)		Nilai / Value C.I.F (US\$)	
		Bulan ini Current Month	Kumulatif Cum.Jan. to date	Bulan ini Current Month	Kumulatif Cum.Jan. to date
0405909000	Other fats and oils derived from milk	33 600	403 878	207 547	2 496 926
0406101000	Fresh cheese (unripened or uncured),including whey cheese	895 468	9 156 852	4 414 282	41 499 760
0406109000	Fresh curd (unripened or uncured)	0	878	0	101
0406201000	Grated/powdered cheese,in packages ofa gross weight exceeding	20 025	119 941	191 079	987 258
0406209000	Grated/powdered cheese,in packages ofa gross weight <= 20 kg	41 722	258 462	296 730	1 594 184
0406300000	Processed cheese,not grated or powdered	426 010	4 976 077	2 085 918	24 396 837
0406400000	Blue veined cheese and oth cheesecont veins prod by penicillium r	0	294	0	2 967
0406900000	Other cheese	48 198	535 096	378 658	2 751 801
0407001100	Hens' eggs, fresh for hatching	0	2	0	183
0407009900	Other birds' eggs, in sheel ,preserved or cooked	0	3	0	232
0408110000	Egg yolks, dried	39 720	301 302	208 600	1 349 860
0408190000	Egg yolks, other than dried	0	29 259	0	85 350
0408910000	Birds' eggs, not in shell, dried	62 319	694 094	338 850	3 670 923
0408990000	Birds eggs, not in shell, oth than dried	0	1 354	0	3 490
0409000000	Natural honey	98 153	2 034 922	427 722	6 651 276
0410009000	Other edible products of animal origin,not elsewhere specified or i	0	1 240	0	55 668
0501000000	Human hair, unworked, whether or notwashed or scoured; waste	0	69 941	0	5 703 727
0502900000	Dadger hair and other brush making hairand waste thereof	86 982	1 056 974	589 254	6 297 248
0505101000	Duck feathers and down, of a kind usedfor stuffing	13 043	576 352	352 926	16 408 563
0505109000	Feathers and down other than duck, ofa kind used for stuffing	0	1 757	0	102 538
0505901000	Duck feathers and down, used other thanfor stuffing	3 692	225 734	27 928	3 835 513
0505909000	Other skins and parts of birds; powderand wsate of feather or pari	117 012	2 869 581	154 241	2 993 265
0506900000	Other bones and horn-cores	0	4	0	20
0507101000	Rhinoceros horns; ivory powder andwaste	13	172	836	16 553
0507901000	Horns,antlers,hooves,nails,claws andbeaks, unworked/simply prep	0	435	0	2 459
0507909000	Whalebone and whalebone hair; powderand waste of these produ	0	40	0	229
0508001000	Coral&similar material,unworked/simplyprepared but not otherwi	0	3 100	0	60 950
0508002000	Shells of molluscs, crustaceans/echinoderms,unworked/simply pre	0	33 919	0	112 746
0508009000	Cuttle-bone,unworked/simply preparednot cut to shape,powder&	49 930	145 260	54 769	101 440
0511100000	Bovine semen	0	206	0	182 807
0511912000	Roes	0	400	0	1 508
0511913000	Artemia egg (brine shrimp egg)	6 119	76 230	308 680	1 589 074
0511919000	Oth.product of fish or crustaceans,moluscs or oth.aqua invertabra	74 580	671 835	101 183	917 706
0511991100	Semen of swine, sheep or goats	45	405	3 993	40 277
0511999000	Other animal products not elsewherespecified or included	303 004	3 284 569	250 928	2 832 750
0601100000	Bulbs, tubers, tuberous roots, corms,crowns & rhizomes, dormant	27 730	228 381	10 825	177 124
0601209000	Bulbs,tubers,tuberous roots, cormscrowns & rhizomes, in growth o	21 687	152 580	22 119	292 599
0602101000	Orchid cuttings and slips, unrooted	0	1 005	0	1 139
0602109000	Unrooted cutting and slips of oth plants	70	166 122	387	86 585
0602400000	Roses, grafted or not	0	890	0	38 756
0602902000	Orchid seedlings	0	9 073	0	38 965
0602904000	Budded rubber stumps	0	58	0	2 061
0602909000	Other live plants; mushroom spawn	920	160 711	5 058	966 780
0603140000	Chrysanthenums, fresh flowers of a kindsuitable for bouquets/orn	0	3 024	0	51 808
0603900000	Flowers of a suitable for ornamental, dried, dyed, bleached / oth	0	4 298	0	14 334
0604100000	Mosses and lichens	0	54 686	0	145 245
0604910000	Foliage, branches & oth parts of plants,fresh	0	23 918	0	22 576
0604990000	Foliage, branches & oth parts of plants,other than fresh	0	54	0	117
0701100000	Potatoes seed, fresh or chilled,	345 925	2 257 045	378 283	2 215 872
0701900000	Potatoes, other than seed, fresh or chilled	3 893 340	62 281 757	2 202 411	37 240 655
0702000000	Tomatoes, fresh or chilled	0	17 837	0	74 132
0703101900	Onions,fresh/chilled,oth.than bulbsfor propagation	8 545 493	64 994 714	3 569 793	28 045 336
0703102100	Shallots bulbs for propagationfresh or chilled	0	4 086 360	0	1 922 195
0703102900	Shallots,fresh/chilled,oth than bulbsfor propagation	2 321 673	152 092 968	1 268 250	73 551 263
0703209000	Garlic,fresh/chilled, oth than bulbsfor propagation	12 374 510	364 264 644	6 763 461	242 420 074
0703909000	Leeks & oth.alliaceous, fresh/chilledoth than bulbs for propagatio	50 882	497 629	68 636	673 339
0704101000	Cauliflowers, fresh or chilled	19 638	215 590	24 864	243 961
0704102000	Headed broccoli, fresh or chilled	56 847	680 180	79 752	822 421
0704200000	Brussels sprouts, fresh or chilled	0	150	0	674
0704901000	Cabbages, fresh or chilled	161 478	555 049	51 880	588 334
0704909000	Kohlrabi, kale and similar ediblebrassicas, fresh or chilled	7 623	179 903	9 620	318 941
0705110000	Cabbage lettuce (head lettuce), freshor chilled	1 259	60 297	1 553	111 764
0705190000	Other lettuce, fresh or chilled	2 337	34 824	3 657	35 214
0705290000	Other chicory, fresh or chilled	0	6 506	0	2 317
0706101000	Carrots, fresh or chilled	4 371 394	32 982 069	2 393 609	17 280 813
0706102000	Turnips, fresh or chilled	0	8	0	36
0706900000	Salad beetroot,salsify,celeriac,radishand similar edible roots,fresh,	0	4 932	0	6 771
0707000000	Cucumbers and gherkins, fresh/chilled	1 897	26 779	3 273	45 864
0708100000	Peas (pisum sativum), fresh/chilled	149 621	8 214 906	87 532	3 243 468
0708200000	Beans (vigna spp., phaseolus spp.),fresh or chilled	0	92 000	0	133 400
0708900000	Other leguminous vegetables, fresh orchilled	230	97 617	374	128 882

I.3. IMPOR MENURUT KOMODITI / IMPORT BY HS COMMODITY
***** OKTOBER/OCTOBER 2011 *****

HS	Uraian Komoditi Commodity Description	Berat Bersih / Net Weight (Kg)		Nilai / Value C.I.F (US\$)	
		Bulan ini Current Month	Kumulatif Cum.Jan. to date	Bulan ini Current Month	Kumulatif Cum.Jan. to date
0709200000	Asparagus, fresh or chilled	86	3 342	222	4 908
0709300000	Aubergines (egg-plants),fresh/chilled	63	162	75	191
0709400000	Celery oth than celeriac,fresh/chilled	1 953	43 004	2 922	96 200
0709510000	Mushrooms of the genus agaricus, freshor chilled	74 249	434 153	124 243	662 596
0709590000	Other mushrooms, fresh or chilled	25 784	450 192	30 911	617 147
0709601000	Chillies, other than giant chillies,fresh or chilled	14 747	5 105 945	15 188	4 810 667
0709609000	Other fruits of the genus capsicum orof the genus pimenta, fresh c	34	2 149 127	55	1 914 977
0709700000	Spinach, new zealand spinach & orachespinach, fresh or chilled	1 573	13 646	2 192	19 119
0709909000	Other vegetables, fresh or chilled	103 764	1 134 772	120 157	1 270 811
0710100000	Potatoes, frozen	1 048 945	10 785 359	1 117 283	7 806 451
0710210000	Peas (pisum sativum), frozen	58 742	1 708 027	71 782	1 028 268
0710290000	Other leguminous vegetable, frozen	112 003	781 527	131 497	914 013
0710300000	Spinach,new zealand spinach and orachespinach (garden spinach),	4 186	24 622	11 753	74 500
0710400000	Sweet corn, frozen	130 634	941 806	159 534	1 081 606
0710800000	Other vegetables, frozen	83 655	844 269	148 656	959 080
0710900000	Mixtures of vegetables, frozen	103 444	828 760	122 904	887 629
0711201000	Olives, preserved by sulphur dioxide gas	0	1	0	28
0711209000	Olives, preserved in other preservation	904	9 702	5 157	55 283
0711409000	Cucumber and gherkins, preserved inother preservation	0	8 858	0	7 844
0711519000	Mushrooms of the genus agaricuspreserved in other preservation	4 026	8 022	9 079	10 987
0711599000	Other mushrooms and trufflespreserved in other preservation	0	1 508	0	4 450
0711901000	Sweet corn, provisionally preserved	431	23 697	271	134 142
0711902000	Chillies, provisionally preserved	0	796 222	0	789 813
0711903000	Capers, provisionally preserved	0	2 585	0	8 779
0711909000	Oth vegetables, mixtures of vegetablesprovisionally preserved	25 918	1 171 577	11 929	1 037 228
0712200000	Onions, dried, whole, cut, sliced,broken/in powder, but not further	367 327	3 270 988	1 093 360	9 462 400
0712310000	Mushrooms (genus agaricus), dried,whole,broken/in powder, but n	600	13 005	6 170	56 895
0712320000	Wood ears (auricularia spp.),dried,whole,broken/in powder, but n	20 105	245 681	24 399	275 352
0712330000	Jelly fungi (tremella spp.),dried,whole,cut, broken/in powder,but r	7 760	31 240	8 536	34 739
0712391000	Truffles, dried, whole, cut, sliced,broken/in powder, but not furthe	18 906	123 131	50 197	317 380
0712392000	Shiitake(dong-gu),dried,whole,cut,sliced,broken/in powder, but nc	153	6 177	248	12 857
0712399000	Other mushrooms, dried, whole,cut,sliced,broken/in powder, but n	35 925	471 408	70 363	1 066 973
0712901000	Garlic, whole, cut, sliced,broken/in powder, but not further prep	151 303	2 348 329	284 559	4 056 866
0712909000	Other vegetables/mixtures of vegetableswhole, cut, sliced, but no	277 387	2 340 061	362 918	3 473 309
0713101000	Peas, dried, for sowing	0	5 587	0	22 456
0713109000	Peas, dried, other than for sowing	596 112	7 337 666	184 749	2 665 273
0713209000	Chickpeas(garbanzos), dried, other thanfor sowing	71 000	892 845	24 160	374 662
0713319000	Beans (vigna mungo hepper/vigna radiatawilczek), dried, other tha	2 561 388	60 713 996	2 223 917	55 491 286
0713329000	Small red(adzuki) beans(phaseolus/vigna)dried, other than for sow	0	139 459	0	146 939
0713331000	Kidney beans, including white pea beans(phaseolus vulgaris),dried	0	1 381	0	4 174
0713339000	Kidney beans, including white pea beansdried, other than for sowi	155 762	7 941 268	91 540	3 334 501
0713399000	Other beans,dried,other than for sowing	725 780	3 680 747	738 228	2 851 312
0713409000	Lentils, dried, other than for sowing	1 253	2 438	7 146	11 564
0713501000	Broad beans & horse beans, dried, forsowing	0	117 640	0	68 927
0713509000	Broad beans & horse beans, dried,other than for sowing	1 062 970	11 056 474	630 654	7 115 756
0713901000	Other dried leguminous vegetables,for sowing	0	2 000	0	30 000
0713909000	Other dried leguminous vegetables,other than for sowing	425 555	5 319 876	440 102	4 207 261
0714109000	Manioc (cassava), in other form	0	5 648	0	21 915
0714200000	Sweet potatoes	1 735	19 121	4 140	35 341
0714909000	Arrowroot, salep, jerusalem artichokes,& similar roots/tubers witt	2 130	6 143 634	2 526	3 580 601
0801110000	Coconuts, desiccated, fresh or dried	10 767	76 656	33 172	204 659
0801190000	Coconuts, other than desiccatedfresh or dried	107 560	805 047	64 701	573 373
0801220000	Brazil nuts, shelled, fresh or dried	240	5 672	1 376	21 167
0801310000	Cashew nuts, in shell, fresh or dried	0	3 798 105	0	5 476 354
0801320000	Cashew nuts, shelled, fresh or dried	211 205	1 109 074	1 775 132	8 301 727
0802110000	Almonds, in shell, fresh or dried	0	2 219	0	13 594
0802120000	Almonds, shelled, fresh or dried	67 267	583 072	403 777	3 130 191
0802220000	Hazelnut/filberts, shelled, fresh/dried	0	32 281	0	249 660
0802320000	Walnuts, shelled, fresh or dried	522	29 720	2 970	268 226
0802400000	Chestnuts (castanea spp.), fresh/dried,whether or not,shelled or p	5 730	58 474	6 583	72 381
0802500000	Pictachios, fresh or dried	22 393	96 360	18 967	123 262
0802600000	Macadamia nuts,fresh or dried,whether or not,shelled or peeled	0	3 627	0	38 011
0802901000	Areca nuts, fresh or dried	3 001	14 204	2 102	9 948
0802909000	Other nuts, fresh or dried	1 135	62 925	7 193	276 304
0803001000	Pisang mas, pisang rastali, pisangberangan & pisang embun, fresh/	117 837	1 191 889	79 898	499 183
0803009000	Other bananas, including plantains,fresh or dried.	618	317 992	831	269 955
0804100000	Dates, fresh or dried	1 766 695	16 984 527	1 272 489	17 649 418
0804200000	Figs, fresh or dried	70	3 287	809	14 069
0804300000	Pineapples, fresh or dried	18 353	41 803	17 309	30 332
0804400000	Avocados, fresh or dried	542	13 223	650	18 296
0804501000	Guavas	3 662	42 226	3 558	47 994

I.3. IMPOR MENURUT KOMODITI / IMPORT BY HS COMMODITY
***** OKTOBER/OCTOBER 2011 *****

HS	Uraian Komoditi Commodity Description	Berat Bersih / Net Weight (Kg)		Nilai / Value C.I.F (US\$)	
		Bulan ini Current Month	Kumulatif Cum.Jan. to date	Bulan ini Current Month	Kumulatif Cum.Jan. to date
0804502000	Mangoes	610	980 491	4 374	800 355
0804503000	Mangoesteens	0	18 978	0	14 016
0805100010	Oranges, fresh	1 874 876	28 932 361	1 381 685	21 949 061
0805200000	Mandarin (incl. tangerines & satsumas),& similar citrus hybrids, fr	4 404 804	143 341 511	3 772 916	128 151 639
0805400000	Grapefruit, including pomelosfresh or dried	63 249	251 291	57 740	223 428
0805500000	Lemons and limes, fresh or dried	60 158	1 354 233	63 326	1 348 321
0805900000	Other citrus fruit, fresh or dried	1 567	111 184	2 114	154 346
0806100000	Grapes, fresh	4 604 804	47 176 808	8 941 787	95 977 188
0806200000	Grapes, dried	132 328	1 901 188	340 254	3 869 258
0807110000	Watermelons, fresh	24 738	740 421	11 427	406 385
0807190000	Other melons, fresh	3 348	344 223	3 546	355 097
0807209000	Other papaws (papayas), fresh	12 253	254 534	3 867	125 351
0808100000	Apples, fresh	10 299 624	175 191 095	8 851 570	153 863 808
0808200000	Pears and quinces, fresh	8 754 584	115 910 937	7 100 054	92 613 724
0809100000	Apricots, fresh	0	77	0	324
0809200000	Cherries, fresh	0	6 037	0	24 562
0809300000	Peaches, including nectarines, fresh	2 496	4 315	3 927	11 644
0809400000	Plums and sloes, fresh	24 151	114 670	37 366	166 693
0810100000	Strawberries, fresh	22 025	187 190	57 231	420 450
0810200000	Raspberries, blackberries, mulberries,loganberries, fresh	0	149	0	742
0810400000	Cranberries, bilberries & other fruitsof the genus vaccinium, fresh	0	19 664	0	84 338
0810500000	Kiwi fruit, fresh	322 383	3 035 680	642 983	6 209 449
0810600000	Durians, fresh	1 102 719	26 606 990	1 524 617	37 436 846
0810901000	Longans, fresh	4 961 673	83 119 101	5 762 686	96 961 779
0810902000	Lychees, fresh	0	579 693	0	528 013
0810903000	Rambutan, fresh	0	24 205	0	13 823
0810904010	Langsat, fresh	0	5 292	0	2 150
0810904020	Starfruit, fresh	0	1 076	0	334
0810905000	Jackfruits (cempedak and nangka), fresh	7 932	55 171	6 123	42 520
0810906000	Tamarinds, fresh	0	996 744	0	837 064
0810907000	Mata kucing, frseh	0	612	0	800
0810908000	Black, white or red currants andgooseberries,fresh	0	32 691	0	148 287
0810909000	Other fruit, fresh	1 173 527	12 103 310	971 190	10 192 958
0811100000	Strawberries, uncooked or cooked bysteaming or boiling water, fr	51 619	269 796	100 287	471 906
0811200000	Raspberries,blackberries,mulberries,loganberries,currant,goosebe	1 978	39 466	12 476	176 827
0811900000	Other fruit and nuts,uncooked/cooked bysteaming or boiling wate	26 695	234 197	174 819	1 079 063
0812100000	Cherries, provisionally preserved	0	10 901	0	37 037
0812900000	Oth fruit & nut,provisionally preserved	11 050	50 666	38 527	176 238
0813100000	Apricots, dried	189	41 199	1 277	153 439
0813200000	Prunes, dried	0	19 770	0	52 885
0813300000	Apples, dried	65	1 150	743	8 724
0813401000	Longans, dried	3 394	3 394	2 885	2 885
0813402000	Tamarinds, dried	126 280	6 209 621	125 540	2 731 068
0813409000	Other fruit, dried,	6 942	11 799	55 296	88 385
0813502000	Mixture of which dates/nuts other thancashew nuts/brazil nut pre	0	3 366 726	0	3 812 590
0814000030	Peel of citrus fruit or melons,watermelons, dried	0	2 150	0	16 046
0901111000	Arabica wib or robusta oib, not roastednot decaffeinated	1 532 129	10 904 470	3 548 921	29 240 214
0901119000	Oth coffee,not roasted,not decaffeinated	0	309 600	0	1 261 152
0901129000	Oth coffee, not roasted, decaffeinated	0	6 889	0	58 471
0901211000	Coffee, roasted, not decaffeinated,unground	21 336	338 338	161 825	2 198 547
0901212000	Coffee, roasted, not decaffeinated,ground	5 751	54 688	50 786	437 499
0901221000	Coffee, roasted, decaffeinated,unground	840	1 746	11 147	23 736
0901222000	Coffee, roasted, decaffeinated, ground	236	570	3 751	11 093
0901902000	Coffee substitutes containing coffee	0	3 000	0	14 933
0902101000	Green tea (not fermented), in packing<= 3 kg, leaf	22	2 025	502	3 968
0902109000	Green tea (not fermented), in packing<= 3 kg, other than leaf	2 157	41 533	3 326	111 221
0902201000	Green tea (not fermented), in packing> 3 kg, leaf	918 689	2 261 424	1 021 530	2 663 102
0902209000	Green tea (not fermented), in packing> 3 kg, other than leaf	58 016	489 610	167 992	1 293 138
0902301000	Black tea (fermented),in packing <= 3 kgleaf	0	1 642	0	9 971
0902309000	Black tea (fermented),in packing <= 3 kgother than leaf	6 062	41 355	129 474	634 835
0902401000	Black tea (fermented), in packing > 3 kgleaf	803 956	4 403 913	771 586	4 336 227
0902409000	Black tea (fermented), in packing > 3 kgother than leaf	593 401	6 874 541	1 350 989	12 383 136
0903000000	Mate	0	1	0	2
0904111000	White pepper, neither crushed nor ground	286 543	2 809 999	562 680	3 924 983
0904112000	Black pepper, neither crushed nor ground	178 944	635 610	1 186 199	3 574 083
0904119000	Other pepper, neither crushed nor ground	45 012	63 648	308 932	387 930
0904121000	White pepper, crushed or ground	144	909	2 061	9 803
0904122000	Black pepper, crushed or ground	1 716	7 970	6 205	96 210
0904129000	Other pepper, crushed or ground	788	10 666	6 808	62 770
0904201000	Chillies, dried	849 146	14 516 861	802 861	12 399 019
0904202000	Chillies, crushed or ground	131 366	1 903 526	144 088	2 194 591

I.3. IMPOR MENURUT KOMODITI / IMPORT BY HS COMMODITY
***** OKTOBER/OCTOBER 2011 *****

HS	Uraian Komoditi Commodity Description	Berat Bersih / Net Weight (Kg)		Nilai / Value C.I.F (US\$)	
		Bulan ini Current Month	Kumulatif Cum.Jan. to date	Bulan ini Current Month	Kumulatif Cum.Jan. to date
0904209000	Oth fruits of the genus capsicum/pimenta, dried or crushed or gro	74 953	708 225	81 189	780 162
0905000010	Vanilla whole	0	1 000	0	27 500
0905000090	Other vanilla	0	27 528	0	389 640
0906110000	Cinnamon (cinnamomum zeylanicumblume),neither crushed nor g	0	159 500	0	234 238
0906190000	Cinnamon-tree flowersneither crushed nor ground	2 459	51 384	7 200	628 016
0906200000	Cinnamon and cinnamon-tree flowers,crushed or ground	59	250 798	942	514 121
0907000010	Cloves, whole fruit	4 211 565	14 123 661	111 440 443	334 075 974
0907000020	Cloves, cloves and stems	69 349	398 765	1 107 655	4 128 092
0908100010	Nutmeg, in shell	0	26 627	0	194 846
0908100020	Nutmeg, shelled	0	26 728	0	286 921
0908300000	Cardamoms	237	21 381	1 488	64 133
0909101000	Seeds of anise	74 521	844 423	40 559	450 858
0909102000	Seeds of badian	0	208	0	13 414
0909200000	Seeds of coriander	2 277 454	11 527 373	825 887	4 067 618
0909300000	Seeds of cumin	117 945	924 570	159 986	1 125 675
0909400000	Seeds of caraway	482 923	4 055 907	538 303	3 805 562
0909500000	Seeds of fennel or juniper berries	95 594	564 427	34 060	194 099
0910100000	Ginger	4 839 103	15 866 395	3 402 884	12 177 895
0910200000	Saffron	0	2 357	0	12 502
0910300000	Turmeric (curcuma)	1 706	262 832	10 365	296 647
0910910000	Mixtures of spices	11 654	58 247	58 927	404 274
0910991000	Thyme; bay leaves	372	6 120	5 455	43 548
0910992000	Curry	199	72 299	1 513	43 272
0910999000	Other spices	40 006	610 839	56 703	479 096
1001100000	Durum wheat	731 780	7 170 085	221 217	2 282 991
1001901100	Meslin, for human consumption	0	90 175 133	0	22 524 693
1001901900	Other wheat, for human consumption	364 708 133	4 599 873 760	144 601 265	1 822 378 909
1001909900	Other wheat, not for human consumption	1 775 280	27 442 422	540 868	8 750 521
1003000000	Barley	22 500	22 500	9 500	9 500
1004000000	Oats	67 650	412 700	53 587	324 746
1005100000	Maize (corn), seeds	31 550	4 174 973	107 598	6 189 923
1005901000	Popcorn	371 349	58 386 220	284 015	19 573 960
1005909000	Maize (corn), other than seeds	133 958 318	2 853 819 840	42 935 503	912 872 181
1006100000	Rice in the husk (paddy or rough)	0	3 123 741	0	10 361 953
1006209000	Other husked (brown) rice	9 850 000	9 850 000	5 269 750	5 269 750
1006301500	Thai hom mali rice	268 200	5 242 560	242 756	2 928 904
1006301900	Fragrant rice, broken > 25%semi-milled or wholly milled rice	2 184 629	11 951 518	735 505	6 086 959
1006302000	Parboiled rice, semi-milled orwholly milled rice	18 697	77 697	17 500	94 300
1006303000	Glutinous rice (pulut), semi-milled orwholly milled rice	21 174 830	154 029 791	13 717 634	110 485 172
1006309000	Other milled rice, whether/not polishedor glazed	249 700 000	1 736 131 497	135 417 000	905 237 326
1006400000	Broken rice	12 966 110	246 428 793	7 278 017	119 640 724
1007000000	Grain sorghum	492 500	492 500	151 690	151 690
1008100000	Buckwheat	66	66	1 806	1 806
1008200000	Millet	599 401	10 592 619	289 596	3 800 367
1008300000	Canary seed	773 203	2 159 999	557 219	1 458 730
1008900000	Other cereals	76 034	419 272	36 124	239 186
1101001000	Wheat flour	60 930 050	551 598 997	24 372 992	229 971 934
1102100000	Rye flour	207	8 219	1 161	21 549
1102200000	Maize (corn) flour	21 500	142 019	17 638	86 484
1102900090	Other cereal flours	783 756	6 147 210	305 661	2 519 115
1103112000	Groats and meals of durum or hard wheatsemolina	1 062	1 785	6 061	9 770
1103119000	Other groats and meals of wheat	223 381	4 615 072	136 740	2 242 420
1103130000	Groats and meals of maize (corn)	0	63 861	0	33 526
1103192000	Groats and meals of rice	0	2	0	2
1103199000	Groats and meals of other cereals	0	249	0	2 019
1103200000	Cereal pellets	0	55 599	0	38 767
1104120000	Rolled/flaked grains of oats	472 203	4 029 402	415 161	3 654 301
1104191000	Rolled/flaked grains of maize (corn)	0	40 145	0	19 800
1104199000	Rolled/flaked grains of other cereals	0	1 000 450	0	789 850
1104220000	Other worked grains of oats	0	1 814	0	5 897
1104230000	Other worked grains of maize (corn)	18 000	290 959	15 600	257 396
1104292000	Other worked grains of barley	70	146	397	1 140
1104299000	Other worked grains of other cereals	702 861	13 788 678	267 886	5 308 162
1104300000	Germ of cereals, whole, rolled, flakedor ground	47 040	638 242	15 053	183 025
1105100000	Flour, meal and powder of potatoes	0	122 615	0	261 044
1105200000	Flakes, granules and pellets of potatoes	518 995	2 845 349	787 256	4 188 280
1106201000	Flour, meal & powder of manioc (cassava)	0	40 784	0	44 403
1106202100	Meal of sago	46	254	525	1 938
1106202900	Flour and powder of sago	13 000	34 000	13 000	15 533
1106300000	Flour,meal and powder of the driedleguminous vegetables of proc	8 228	268 281	80 941	1 158 015
1107100000	Malt, not roasted	3 165 700	20 205 663	1 905 805	11 829 106

I.3. IMPOR MENURUT KOMODITI / IMPORT BY HS COMMODITY
***** OKTOBER/OCTOBER 2011 *****

HS	Uraian Komoditi Commodity Description	Berat Bersih / Net Weight (Kg)		Nilai / Value C.I.F (US\$)	
		Bulan ini Current Month	Kumulatif Cum.Jan. to date	Bulan ini Current Month	Kumulatif Cum.Jan. to date
1107200000	Malt, roasted	16 239	481 058	17 230	338 718
1108110000	Wheat starch	11 340	1 041 429	14 916	632 044
1108120000	Maize (corn) starch	2 690 370	83 219 968	1 345 167	43 614 244
1108130000	Potato starch	908 000	7 495 030	1 167 528	8 489 424
1108140000	Manioc (cassava) starch	85 641 041	280 023 205	39 377 211	139 494 277
1108191000	Sago starch	0	499 800	0	397 291
1108199000	Other starches	52 500	10 151 086	58 013	6 688 048
1108200000	Inulin	383 400	3 164 045	1 198 262	10 737 734
1109000000	Wheat gluten, whether or not dried	368 691	2 991 898	222 430	2 288 506
1201001000	Soya beans, whether or not broken, suitable for sowing	0	474 251	0	228 634
1201009000	Other soya beans, whether or not broken	194 015 794	1 699 081 272	115 313 016	1 022 661 416
1202109000	Oth ground nuts, not roasted/otherwisecooked, in shell	8 842 016	113 046 913	9 023 928	108 173 233
1202200000	Ground nuts, shelled	6 194 878	107 269 848	7 069 913	115 461 156
1203000000	Copra	0	14 803	0	1 940
1204000000	Linseed, whether or not broken.	5 022	131 405	2 664	79 786
1205100000	Low erucic acid rape or colza seedswhether or not broken	0	1 706	0	8 477
1205900000	Other rape or colza seedswhether or not broken	400	22 425	1 585	31 341
1206000000	Sunflower seeds, whether or not broken	797 187	11 503 352	359 378	4 887 332
1207200000	Cotton seeds, whether or not broken	0	18 000	0	29 700
1207400000	Sesamum seeds, whether or not broken	876 959	8 558 912	572 127	5 016 476
1207910000	Poppy seeds, whether or not broken	15	992	275	3 983
1207992000	Palm nuts and kernelswhether or not broken	0	51 195	0	1 854 814
1207993000	Safflower seedswhether or not broken	0	14 367	0	20 121
1207999000	Other oil seeds & oleaginous fruits,whether or not broken	35 623	179 035	460 379	1 030 107
1208100000	Flours and meals of soya beans	36 697	4 467 014	43 711	2 420 714
1208900000	Flours & meal of oth oil seed/oleaginousfruits, other than those of i	24 700	40 322	69 654	93 809
1209210000	Lucerne (alfalfa) seed, of a kind used for sowing	46	1 083	533	8 024
1209250000	Rye grass(lolium multiflorum lam,loliumperenne l.) seed, kind usec	0	441 341	0	134 843
1209290000	Other seeds of forage plants, of a kind used for sowing	1 129	108 180	32 882	668 280
1209300000	Seeds of herbaceous plants cultivated principally for their flowers	0	425	0	6 624
1209910000	Vegetable seeds, of a kind used for sowing	67 064	323 941	868 487	6 180 194
1209991000	Rubber seeds, kenaf seeds, of a kind used for sowing	1	393	2	26 925
1209999000	Other seeds of a kind used for sowing	52 649	407 450	371 489	5 627 112
1210200000	Hop cones, ground, powdered or in the form of pellets; lupulin	250	25 020	216	153 970
1211201000	Ginseng roots, cut, crushed or powdered form	445	7 928	31 160	223 246
1211209000	Ginseng roots, in other forms	0	6 759	0	22 160
1211901100	Cannabis, in cut, crushed or powdered form, used for pharmacy	0	94 105	0	40 570
1211901300	Rauwolfia serpentina roots used for pharmacy	161 635	1 963 952	274 539	3 502 223
1211901400	Other plants, in cut, crushed or powdered form, used for pharmacy	99 828	1 039 485	159 725	1 664 864
1211901900	Other plants, in other forms used for pharmacy	12 057	216 054	40 956	267 193
1211909100	Pyrethrum, in cut, crushed or powdered form	0	61 819	0	45 919
1211909500	Gaharu wood chips, in cut, crushed or powdered form	0	6 363	0	14 847
1211909600	Liquorice roots, in cut, crushed or powdered form	30 500	136 768	74 912	219 862
1211909900	Oth plants, in cut, crushed or powdered form, used for other purpose	41 203	213 747	312 256	996 304
1212201100	Seaweeds & oth algae, fresh, chilled/dried of a kind used in pharmar	0	3 859	0	115 933
1212201900	Seaweeds & oth algae, fresh, chilled/dried, used in dyeing, tanning, p	7 923	84 909	19 491	279 227
1212202000	Seaweeds & oth algae, fresh, chilled/dried, for oth, not for human c	26 000	47 362	33 280	92 184
1212209000	Oth seaweeds & oth algae, fresh, chilled, dried, primarily for huma	10 040	446 935	50 851	866 172
1212910000	Sugar beet	0	17	0	72
1212991900	Sugar cane, not for sowing	0	2 418	0	1 103
1212993000	Melon seeds	0	1 048	0	1 129
1212999000	Other vegetable product, of a kind used primarily for human consu	11 021	668 951	7 322	608 059
1213000000	Cereal straw and husks, unprepared	0	5 200	0	37 025
1214100000	Lucerne (alfalfa) meal and pellets	233 447	1 528 102	95 685	559 595
1214900000	Other forage products, whether/not in the form of pellets.	8 100	134 010	4 493	87 958
1301200000	Gum arabic	17 364	193 567	81 093	1 031 060
1301901000	Gum benjamin	5 538	427 340	22 154	1 166 585
1301902000	Gum damar	92 000	770 632	147 832	1 687 017
1301903000	Cannabis resin	0	27	0	611
1301909000	Other gum and resin	73 212	522 682	486 996	3 444 583
1302119000	Other opium, whether or not modified	0	2 367	0	9 761
1302120000	Saps and extracts of liquorice, whether or not modified	76 856	632 840	555 252	4 590 314
1302130000	Saps and extracts of hops, whether or not modified	909	35 869	30 037	492 073
1302193000	Other medicinal extracts derived from vegetable products	5 879	101 345	614 654	4 798 960
1302194000	Vegetable saps, extracts of pyrethrum or of the root of plants cont	650	7 360	8 835	39 091
1302195000	Japan (or chinese) lacquer (natural lacquer)	0	1 000	0	3 904
1302199000	Other saps and extracts of vegetable	119 394	978 017	1 888 888	12 522 061
1302200000	Pectic substances, pectinates & pectates	28 510	230 705	321 801	2 561 653
1302310000	Agar-agar	39 452	741 472	80 720	3 127 657
1302320000	Mucilages & thickeners, whether or not modified, derived from loc	268 411	2 899 616	983 871	8 864 229
1302391000	Carageenan	138 873	1 221 892	682 175	8 043 390

I.3. IMPOR MENURUT KOMODITI / IMPORT BY HS COMMODITY
***** OKTOBER/OCTOBER 2011 *****

HS	Uraian Komoditi Commodity Description	Berat Bersih / Net Weight (Kg)		Nilai / Value C.I.F (US\$)	
		Bulan ini Current Month	Kumulatif Cum.Jan. to date	Bulan ini Current Month	Kumulatif Cum.Jan. to date
1302399000	Mucilages & thickeners, whether or not modified, derived from vegetable	73 732	884 302	438 187	7 748 010
1401100000	Bamboos used primarily for plaiting	25 860	394 063	13 059	266 210
1401200000	Rattans, used primarily for plaiting	0	9 454	0	26 237
1401900000	Other vegetable material used primarily for plaiting	0	12 381	0	55 445
1404200000	Cotton linters	131	18 506	1 384	22 798
1404909000	Other vegetable products not elsewhere specified or included	126 240	710 641	92 616	580 356
1502001100	Edible tallow of bovine animals, sheep or goats, other	0	5 040	0	601 365
1502001900	Unedible tallow of bovine animal, sheep or goats, other	10 140	103 417	21 246	204 485
1502009900	Unedible fats other than tallow of bovine animals, sheep or goats, other	38 000	349 548	24 700	233 453
1504101000	Fish-liver oils and their fractions, fit for human consumption	0	17 990	0	166 836
1504109000	Fish-liver oils and their fractions, unfit for human consumption	22 980	473 064	81 578	846 451
1504201000	Fats & oil of fish, not liver oil solid fraction, not chemically modified	122 009	1 440 770	1 049 342	7 489 566
1504209000	Fats & oil of fish, not liver oil other fraction, not chemically modified	896 379	6 620 480	1 940 074	14 830 019
1505001000	Lanolin	1 200	71 964	15 530	592 218
1505009000	Other wool grease and fatty substances derived therefrom	13 794	32 944	43 095	162 863
1506000000	Other animal fats and oils, and their fractions, not chemically modified	1 366	113 108	7 180	230 144
1507100000	Crude oil of soya bean, whether or not degummed	0	1 910	0	3 815
1507901000	Refined oil of soya bean	20 608	1 145 720	32 638	1 709 087
1507902000	Fraction of unrefined soya-bean oil	1 410 575	11 362 453	2 212 204	17 722 489
1507909000	Other soya bean oil and its fractions	100 814	2 890 314	174 196	4 437 692
1508901900	Other than solid fractions of unrefined ground-nut oil, not chemically modified	0	1	0	102
1508909900	Other ground-nut oil, other than solid fractions, not chemically modified	0	14 268	0	48 478
1509101000	Virgin olive oil, in packing of net weight <=30 kg	16 778	272 398	74 079	1 309 099
1509109000	Virgin olive oil, in packing of net weight >30 kg	28 801	247 249	108 088	980 266
1509901100	Refined olive oil, in packing of net weight <=30 kg	3 465	5 963	16 222	27 078
1509902100	Fractions of unrefined olive oil, in packing of net weight <=30 kg	2 377	7 974	11 130	30 348
1509909100	Other olive oil, whether/not refined, in packing of net weight <=30 kg	0	5 934	0	22 442
1509909900	Other olive oil, whether/not refined, in packing of net weight >30 kg	17 332	172 713	91 253	674 604
1510009200	Fraction of unrefined oil, obtained solely from olives	0	2 788	0	5 632
1510009900	Other oils, obtained solely from olives, not chemically modified	2 284	13 754	9 881	42 140
1511100000	Crude palm oil	0	22 999 374	0	24 506 004
1511901000	Fractions of unrefined palm oil, not chemically modified	0	532	0	406
1511909010	Palm oil, refined, bleached & deodorised (rbd)	13 002	208 913	15 279	302 544
1511909020	Olein, refined, bleached & deodorised (rbd)	0	2 280	0	4 697
1511909030	Stearin, refined, bleached & deodorised (rbd)	0	28 636	0	29 250
1511909090	Other palm oil and its fractions, not chemically modified	0	3 876	0	9 124
1512110000	Crude oil of sunflower seed/safflower	0	15	0	669
1512191000	Refined oil of sunflower-seed/safflower	8 080	101 516	30 832	300 294
1512192000	Fraction of unrefined sunflower-seed or safflower oil	300 388	1 834 938	539 049	3 505 974
1512199000	Other fractions of sunflower-seed/safflower, but not chemically modified	2 326	89 089	11 275	203 420
1512299000	Other fractions of cotton seed oil, not chemically modified	0	653	0	2 994
1513191000	Coconut oil, refined	0	22 000	0	59 620
1513192000	Fraction of unrefined coconut (copra) oil	195	780	2 966	8 067
1513199000	Coconut oil, refined, bleached & deodorised (rbd)	68	25 831	800	36 174
1513210000	Crude oil of palm kernel or babassu	0	6	0	157
1513291100	Solid fraction, not chemically modified, of unrefined palm kernel stearin	60 000	920 000	150 900	2 237 100
1513292100	Solid fraction, not chemically modified, of refined palm kernel stearin	20 000	280 000	36 600	667 200
1513299900	Other fractions of palm kernel oil or babassu oil, not chemically modified	469	65 154	1 638	151 835
1514110000	Crude oil of low erucic acid rape or colza	40 184	140 963	43 535	159 619
1514191000	Low erucic acid rape/colza oil, refined	796	8 266	4 403	20 208
1514192000	Fraction of unrefined low erucic acid rape or colza oil	142 314	683 239	246 785	1 145 786
1514199000	Other fraction of low acid rape/colza oil not chemically modified	10 372	267 060	26 829	543 666
1514911000	Crude oil of other rape/colza oil & its fractions	4 773	17 854	126 098	498 598
1514919000	Crude oil of mustard	4	10	276	1 110
1514999100	Other fractions of rape or colza oil	82 434	659 357	143 309	1 003 354
1514999900	Other fractions of mustard oil	2 090	129 175	5 095	160 433
1515110000	Crude oil of linseed	0	30 400	0	95 000
1515190000	Other linseed oil and its fractions	209 851	2 220 362	392 981	3 840 682
1515210000	Crude oil of maize (corn)	0	33 852	0	83 246
1515291100	Solid fraction, not chemically modified of unrefined maize (corn) oil	129	129	170	170
1515291900	Other fractions, not chemically modified of unrefined maize (corn) oil	0	79 078	0	139 960
1515299100	Solid fraction, not chemically modified of refined maize (corn) oil	15 360	107 328	29 414	181 899
1515299900	Other fractions, not chemically modified of refined maize (corn) oil	41 945	524 413	106 035	1 154 790
1515301000	Crude oil of castor	15 600	270 921	35 880	657 455
1515309000	Other castor oil and its fractions	186 280	1 263 179	461 004	3 321 946
1515502000	Fraction of unrefined sesame oil	0	825	0	7 533
1515509000	Fraction of refined sesame oil	51 239	424 705	111 444	1 106 596
1515901100	Crude oil of tengkawang	0	4	0	10
1515901200	Fraction of unrefined tengkawang oil	0	2 453	0	20 689
1515901900	Fraction of refined tengkawang oil	0	1 305	0	9 703
1515909100	Crude oil of other fixed vegetable fats and oils	20 050	182 708	22 055	175 568

I.3. IMPOR MENURUT KOMODITI / IMPORT BY HS COMMODITY
***** OKTOBER/OCTOBER 2011 *****

HS	Uraian Komoditi Commodity Description	Berat Bersih / Net Weight (Kg)		Nilai / Value C.I.F (US\$)	
		Bulan ini Current Month	Kumulatif Cum.Jan. to date	Bulan ini Current Month	Kumulatif Cum.Jan. to date
1515909200	Fraction of other fixed vegetable fats and oils, unrefined	0	727	0	4 942
1515909900	Other fixed vegetable fats and oils and their fractions	28 795	426 509	103 074	1 706 619
1516101000	Animal fats & oils and their fractions, in packing net weight >=10 kg	64 000	207 000	172 280	528 520
1516201100	Re-esterified fats & oils of soya bean and its fraction	0	262 172	0	656 626
1516201200	Re-esterified of crude palm oil and its fraction	472 719	3 174 601	725 068	6 001 692
1516201300	Re-esterified fats & of palm oil, other crude and its fraction	39 550	581 532	60 800	1 062 966
1516201400	Re-esterified fats & oils of coconut and its fraction	100 104	3 792 047	205 074	6 585 551
1516201800	Re-esterified fats & oils of olives and its fraction	0	15 079	0	31 110
1516201900	Other vegetable fat, re-esterified fats & oils and its fraction	58 305	262 086	103 445	508 520
1516202300	Hydrogenated fats in flakes of olives	48 143	132 317	22 184	57 778
1516202900	Other hydrogenated vegetable fats in flakes	272 224	5 138 865	564 102	10 066 083
1516204000	Hydrogenated and refined, bleached and deodorised palm kernel oil	684 970	5 927 690	1 406 777	12 553 494
1516207000	Refined, rbd palm stearin with iodine value not exceeding 48	0	144 000	0	261 461
1516209100	Other fat & oils of ground-nuts, palm oil or coconuts	0	482 560	0	544 779
1516209300	Other fat and oils of olives and their fractions	500	55 676	3 306	311 648
1516209900	Other vegetable fats and oils and their fractions	223 989	2 116 007	459 102	4 098 705
1517100000	Margarine, excl. liquid margarine	94 817	1 328 674	239 222	2 789 778
1517901000	Imitation ghee	0	22 557	0	25 290
1517902000	Liquid margarine	8 400	464 079	38 549	1 236 182
1517903000	Mould release preparations	36	5 112	965	26 430
1517904300	Shortening	20 150	226 988	34 006	349 688
1517905000	Solid mixtures or prep of vegetable fats or oils or of their fractions	57 184	600 878	134 320	892 352
1517906200	Liquid mixtures or prep of fats/oil, which palm oil predominates	115 200	974 241	346 752	2 813 998
1517906500	Liquid mixtures or prep of fats/oil, which crude palm kernel olein predominates	0	1	0	2
1517906700	Liquid mixtures or prep of fats/oil, which soya-bean oil predominates	4 491	10 770	11 484	28 498
1517906800	Liquid mixtures or prep of fats/oil, which illipenut oil predominates	0	30 000	0	71 000
1517906900	Liquid mixtures or prep of fats/oil, which other vegetable oil predominates	12 343	291 210	28 392	574 514
1517909000	Other edible mixtures or prep of animal or vegetable fats or oils	380 794	2 125 128	1 819 787	14 891 262
1518001200	Animal fats and oils, boiled, oxidised, dehydrated, sulphurised, blow	33 000	165 548	85 140	266 818
1518001400	Ground-nut, soya-bean, palm/coconut oil polymerised, or other chemical	125 738	1 825 572	255 644	3 359 367
1518001500	Linseed oil & its fraction, boiled, oxidised, dehydrated, sulphurised, blow	0	26 704	0	46 089
1518001600	Olive oil & its fraction, boiled, oxidised, dehydrated, sulphurised, blow	0	115 308	0	440 341
1518001900	Other animal/vegetable fat & oils, boiled, dehydrate, sulphurise, blow	47 195	1 759 535	105 486	2 400 409
1518002000	Inedible mixtures/preparation of animal fats or oils or of different kinds	96 000	1 043 884	170 480	1 878 814
1518003100	Inedible mixtures/preparations of palm oil (including palm kernels)	0	4 034	0	17 890
1518003200	Inedible mixtures/preparations of ground-nuts, soya-beans or coconuts	80 000	793 763	140 096	1 492 354
1518003300	Inedible mixtures/preparation of linseed	0	15 200	0	28 880
1518003900	Inedible mixtures or preparation of other vegetable fats or oils	94 239	1 245 019	219 566	3 781 291
1518006000	Inedible mixture & preparation of animal or vegetable fats or oils	22 774	94 485	37 755	343 830
1520001000	Glycerol, crude	1	4 416 506	22	1 589 739
1520009000	Glycerol waters and glycerol lyes	3 828	7 768 400	13 214	1 457 940
1521100000	Vegetable waxes (other than triglycerides) whether or not refined or colored	30 105	371 328	290 944	1 713 153
1521901000	Bee wax and other insect waxes, whether or not refined or colored	0	11 000	0	59 102
1521902000	Spermaceti, whether or not refined or colored	0	19 549	0	84 256
1522009000	Residues resulting from the treatment of fatty substances or animal/vegetable	1 273	17 885	1 008	28 209
1601000011	Sausage containing pork	0	30 011	0	110 945
1601000090	Other sausages and similar products of meat, meat offal or blood	7 019	115 503	15 396	241 916
1602109000	Prepared or preserved meat, or blood content both pork, in airtight containers	0	11 031	0	13 140
1602411000	Hams and cuts thereof of swine, in airtight containers	0	5 346	0	6 330
1602421000	Shoulders and cuts thereof of swine in airtight containers	0	26 527	0	31 540
1602429000	Shoulders and cuts thereof of swine in other than airtight containers	0	23 231	0	27 800
1602491100	Luncheon meat of swine, in airtight containers	28 166	98 723	30 644	114 087
1602499900	Other prepared/preserved meat offal/blood of swine not in airtight containers	9 670	79 467	33 859	247 034
1602500000	Other prepared or preserved meat offal or blood of bovine animals	49 179	752 949	246 923	3 919 739
1602909000	Other prepared/preserved meat offal/blood of any animal	19 320	245 170	19 262	260 541
1603001000	Extracts & juices of chicken, with herbs	0	6 641	0	32 105
1603002000	Extract & juice of chicken, without herbs	0	825	0	10 083
1603003000	Extracts/juices of other meat, fish/crustaceans/aquatic invertebrates	20 000	123 256	15 600	184 417
1603009000	Extracts/juices of other meat, fish/crustaceans/aquatic invertebrates	334	7 135	16 739	140 682
1604111000	Salmon, prepared/preserved in airtight containers	648	14 820	3 093	189 689
1604131100	Sardines, prepared/preserved in airtight container	15 250	243 168	45 552	647 520
1604131900	Sardines, prepared or preserved in other than airtight containers	0	25 858	0	50 503
1604139900	Sardinella and brisling or sprats, prep/preserved not in airtight containers	993	1 405	2 426	3 367
1604141000	Tunas, skipjack & bonito (sarda spp), prepared/preserved in airtight containers	13 506	192 093	64 500	732 452
1604149000	Tunas, skipjack, bonito (sarda spp), prep/preserved not in airtight containers	0	39 598	0	180 845
1604151000	Mackerel, prepared or preserved, in airtight containers	200 474	739 232	553 074	1 783 207
1604159000	Mackerel, prepared or preserved, in other than airtight containers	111 586	904 785	119 270	952 393
1604199000	Other fish, whole/in pieces, not minced, prepared/preserved in other than airtight containers	3	200	3	179
1604202900	Fish sausages in other than airtight containers	8 248	69 423	5 256	44 440
1604209100	Other prepared or preserved fish, in airtight containers	0	352	0	786
1604209900	Other prepared/preserved fish, in other than airtight containers	42 777	301 740	135 585	1 429 510

I.3. IMPOR MENURUT KOMODITI / IMPORT BY HS COMMODITY
***** OKTOBER/OCTOBER 2011 *****

HS	Uraian Komoditi Commodity Description	Berat Bersih / Net Weight (Kg)		Nilai / Value C.I.F (US\$)	
		Bulan ini Current Month	Kumulatif Cum.Jan. to date	Bulan ini Current Month	Kumulatif Cum.Jan. to date
1604309000	Caviar and caviar substitutes, prepared/preserved not in airtight containers	3 111	4 615	4 504	6 500
1605101000	Crabs in airtight containers prepared or preserved	39	88 141	18	930 018
1605109000	Crabs in other than airtight containers prepared or preserved	1 633	74 377	2 773	222 564
1605201100	Shrimps paste in airtight containers prepared or preserved	9 877	46 427	58 066	413 980
1605209100	Other aquatic invertebrata in airtight containers, prepared or preserved	6 826	6 826	64 918	64 918
1605209900	Oth aquatic invertebrata in oth containers, prepared or preserved	3	69 181	28	628 481
1605901000	Abalone, prepared or preserved	13 584	13 584	48 485	48 485
1605909000	Oth crustaceans, molluscs & oth.aquatic invertebrates, prepared or preserved	1 569	26 124	1 945	61 558
1701110010	Cane sugar, icumsa minimal 1200	174 749 558	1 818 142 433	112 691 437	1 261 453 383
1701110090	Cane sugar, icumsa maximal 1200	0	73 100 110	0	41 906 067
1701910000	Cane/beet sugar, added flavour/color	7 000 000	15 940 000	5 579 800	12 427 200
1701991100	Refined sugar, white	3 433 451	54 209 727	3 196 098	46 518 172
1701999000	Other cane or beet sugar, & chemically pure sucrose, in solid form	8	115 379 110	10	88 322 951
1702110000	Lactose and lactose syrup, containing by weight 99% or more lactose	1 099 773	12 544 924	1 755 884	17 364 576
1702190000	Lactose and lactose syrup, containing by weight less than 99% lactose	106 186	2 338 212	235 449	4 190 184
1702200000	Maple sugar and maple syrup	33 624	85 678	51 497	147 651
1702301000	Glucose, containing fructose < 20%	1 460 699	15 230 632	1 228 253	12 549 197
1702302000	Glucose syrup, containing fructose < 20%	4 270 000	62 482 679	2 072 006	30 124 001
1702400000	Glucose and glucose syrup, containing 20% <= fructose < 50%	0	778 892	0	600 861
1702500000	Chemically pure fructose	153 002	1 485 362	212 310	1 969 527
1702601000	Fructose, containing fructose > 50%	4 601	582 453	25 643	422 206
1702602000	Fructose syrup, containing fructose > 50%	1 548 164	11 234 554	935 976	6 472 750
1702901000	Maltose	777 282	7 049 293	530 788	5 311 408
1702902000	Artificial honey, whether or not mixed with natural honey	23 400	266 338	24 593	842 046
1702903000	Flavoured or colored sugars (excluding maltose)	462	8 190	3 030	22 675
1702904000	Caramel	286 059	3 195 502	239 146	3 289 649
1702909000	Other sugar, incl. invert sugar & sugar syrup blends cont. 50% of fructose	796 822	14 638 821	1 005 027	15 389 413
1703101000	Cane molasses containing added flavouring or coloring matter	0	2	0	18
1703109000	Cane molasses not containing added flavouring or coloring matter	0	20 984	0	16 631
1703909000	Oth molasses result from extract/refined sugar, not containing added flavour	6 650 380	29 986 020	1 237 820	5 537 286
1704100000	Chewing gum, whether or not sugar-coated	145 319	808 395	529 863	3 030 034
1704901000	Medicated sweets	116 403	608 793	583 979	3 452 529
1704902000	White chocolate	9 226	66 761	51 153	383 236
1704909000	Oth sugar confectionery, not containing cocoa	817 281	6 655 344	2 551 955	18 190 760
1801000000	Cocoa beans, whole or broken, raw/roasted	579 814	16 033 403	1 866 191	53 063 173
1802000000	Cocoa shells, husks, skins & oth cocoa waste	0	274 442	0	41 224
1803100000	Cocoa paste, not defatted	475	178 550	2 339	822 446
1803200000	Cocoa paste, wholly or partly defatted	671 497	4 996 958	3 803 750	23 413 309
1804000000	Cocoa butter, fat and oil	13 826	40 123	59 427	222 888
1805000000	Cocoa powder, not containing added sugar or other sweetening matter	542 793	8 115 592	2 649 676	38 117 818
1806100000	Cocoa powder, containing added sugar or other sweetening matter	179 448	1 780 879	203 004	2 061 108
1806201000	Chocolate confectionary in blocks, slabs, bars, weighing > 2 kg	76 645	3 152 409	286 574	13 904 988
1806209000	Oth chocolate & oth food preparations cont. cocoa, weighing > 2 kg	20 257	303 209	80 767	1 209 548
1806311000	Chocolate confectionary in blocks, slabs, bars, filled, weighing > 2 kg	64 361	229 342	372 079	1 582 436
1806319000	Oth chocolate & oth food preparations cont. cocoa, filled, weighing > 2 kg	75 163	418 169	1 087 803	5 374 319
1806321000	Chocolate confectionary in blocks, slabs, bars, not filled, weighing > 2 kg	177 675	640 636	951 303	3 599 989
1806329000	Oth chocolate & oth food preparations cont. cocoa, not filled, weighing > 2 kg	27 582	401 327	92 891	1 259 836
1806901000	Chocolate confectionary in tablets or pastilles	20 552	226 601	112 214	1 352 470
1806902000	Food preparations of flour, meal, starch cont. 40% <= cocoa < 50%, including	0	212	0	313
1806909000	Food preparations of flour, meal, starch cont. 40% <= cocoa < 50%, including	82 433	613 426	604 829	3 146 095
1901101000	Preparations of malt extract for infant use, put up for retail sale	0	50 856	0	142 374
1901102000	Prep for infant use, of goods of heading 0401 to 0404 of malt for infant use	15 390	317 257	194 843	4 125 789
1901103000	Preparations of soya bean powder for infant use, put up for retail sale	429 901	7 046 922	1 317 048	26 295 799
1901109000	Food preparations of without containing fat for baby	52 419	1 029 031	200 111	3 810 109
1901201000	Mixes & doughs of flour, groats, meal, starch/malt extract, not containing	36 509	336 450	93 554	892 861
1901202000	Mixes & doughs of flour, groats, meal, starch/malt extract, containing	7 497	27 229	15 364	99 402
1901203000	Other mixes and doughs for prep. of bakers wares, not containing	190 549	997 782	407 934	2 203 565
1901204000	Other mixes and doughs for prep. of bakers wares, containing cocoa	7 026	16 691	7 462	25 305
1901901000	Infant food prep for lactase deficiency, medical not put up for retail sale	0	222	0	2 254
1901902000	Malt extract infant food, not put up for retail sale	229 286	2 764 248	251 750	3 982 816
1901903100	Filled milk, prep. of goods of heading 04.01 to 04.04	111 606	2 114 581	727 583	10 809 163
1901903900	Oth medical food prep of goods of heading 0401 to 0404	214 343	4 678 518	554 881	12 302 026
1901904100	Other soya based preparation, in powder form	0	120 158	0	355 302
1901904900	Other soya based preparations, in other form	1 418 520	10 996 966	3 506 997	25 646 680
1901909010	Kerupuk of shrimps	0	21 690	0	69 837
1901909090	Oth preparation of medical food cont. cocoa	125 490	1 623 234	338 836	4 351 226
1902110000	Uncooked pasta, not stuffed/otherwise prepared, containing eggs	91 264	995 973	109 579	1 081 753
1902192000	Rice vermicelli (bee hoon)	23 831	300 501	21 322	338 335
1902199000	Oth uncooked pasta, not containing eggs	398 109	3 760 811	461 327	4 506 743
1902201000	Stuffed pasta, whether or not cooked or otherwise prepared	27 425	202 679	105 741	801 181
1902209000	Oth stuffed pasta, whether or not cooked	0	851	0	1 554

I.3. IMPOR MENURUT KOMODITI / IMPORT BY HS COMMODITY
***** OKTOBER/OCTOBER 2011 *****

HS	Uraian Komoditi Commodity Description	Berat Bersih / Net Weight (Kg)		Nilai / Value C.I.F (US\$)	
		Bulan ini Current Month	Kumulatif Cum.Jan. to date	Bulan ini Current Month	Kumulatif Cum.Jan. to date
1902301000	Instant noodles	24 357	272 976	74 238	702 900
1902302000	Instant rice vermicelli	2 717	24 081	9 774	66 092
1902309000	Other stuffed pasta	267 488	2 792 922	388 967	4 292 448
1902400000	Couscous	613	9 231	1 182	19 740
1903000000	Pearl tapioca, flakes, sefting andsubstitutes of tapioca	18 000	380 781	15 660	290 372
1904100000	Prepared foods obtained by the swellingor roasting of cereals/cere	205 115	3 860 175	580 223	10 840 189
1904200000	Prapared foods of mixtures of roastedor unroasted cereal flakes pi	28 875	304 266	61 830	599 014
1904901000	Rice preparations, including pre-cookedrice	1 414	75 247	4 513	217 137
1904909000	Oth prepared foods obtained of cerealsor cereal products	11 740	205 941	28 504	334 648
1905100000	Crispbread	15 394	150 303	33 719	475 975
1905200000	Gingerbread and the like	0	15	0	138
1905311000	Sweet biscuits not containing cocoa	173 493	1 793 837	443 455	5 156 734
1905312000	Sweet biscuits containing cocoa	34 891	914 672	213 308	4 179 583
1905320000	Waffles and wafers	166 713	2 104 627	643 813	8 217 428
1905400000	Rusks, toasted bread & similar toastedproducts	69 084	1 310 564	123 253	1 939 185
1905901000	Unsweetened teething biscuits	6 853	13 453	26 530	52 127
1905902000	Other unsweetened biscuits	6 009	39 554	25 266	154 306
1905903000	Cakes	102 893	1 957 070	271 562	3 288 160
1905904000	Pastries	663	56 550	2 999	118 864
1905905000	Bakery products made without flour	0	340	0	2 947
1905908000	Other crisp savoury food products	34 970	295 959	175 716	1 489 058
1905909000	Other baker wares	324 776	4 316 611	653 081	9 078 250
2001100000	Cucumbers and gherkins,prepared or preserved by vinegar or acet	0	16 916	0	22 823
2001901000	Onions, prepared/preserved by vinegaror acetic acid	0	107 002	0	126 445
2001909000	Oth vegetables,fruit,nuts,edible plantprep/preserve by vinegar/ac	41 246	164 172	59 024	364 455
2002101000	Tomatoes, whole/in pieces,not preparedor preserved by vinegar/ac	22 562	248 982	22 981	227 171
2002109000	Oth tomatoes, whole/in pieces,not prep.or preserved by vinegar/ac	1 249	148 075	3 523	129 081
2002901000	Tomato paste, not prepared or preservedby vinegar or acetic acid	316 935	8 234 545	253 764	6 792 678
2002909000	Other tomatoes, prepared or preservedotherwise than by vinegar,	104 618	465 056	81 219	463 041
2003100000	Mushrooms of the genus agaricus, notprepared/presrved by vineg	143 886	1 768 297	209 396	1 791 179
2003200000	Truffles, not prepared/preserved byvinegar or acetic acid	0	7 279	0	88 099
2003900000	Oth mushrooms, not prepared/preservedby vinegar or acetic acid	30 186	609 021	31 480	514 301
2004100000	Potatoes, frozen, not preprd/preservedby vinegar or acetic acid	1 331 565	11 480 881	1 574 056	12 996 840
2004901000	Infant food of vegetables, frozen, notprepared/presrved by vinega	0	42	0	294
2004909000	Oth vegetables,frozen,prep/preservedby vinegar/acetic acid	425 321	3 235 749	485 560	3 596 102
2005100000	Homogenised vegetables,not frozen, notprepared/preserved by vin	5 734	21 255	4 041	26 318
2005201000	Potatoes chips & sticks,not frozen, notprepared/preservd by vineg	107 317	818 841	610 416	5 261 996
2005209000	Other potatoes, not frozen, not prep.or preserved by vinegar or ac	171	8 294	3 855	58 897
2005400000	Peas (pisum sativum), not frozen, notprepared/preservd by vinega	188 326	1 371 237	105 733	703 752
2005510000	Beans,shelled, not frozen, not preparedor preserved by vinegar or	28 159	153 209	78 652	276 376
2005590000	Other beans, not frozen, not preparedor preserved by vinegar or a	150 283	425 854	104 935	343 042
2005600000	Asparagus, not frozen, not prepared orpreserved by vinegar or ace	57 318	226 053	55 987	202 093
2005700000	Olives, not frozen, not prepared orpreserved by vinegar or acetic a	6 220	17 698	4 383	34 207
2005800000	Sweet corn(zea mays var.saccharata),notfrozen,not prepared by vi	223 771	1 951 147	242 462	1 784 766
2005910000	Vegetables and mixtures of, notfrozen,not prepared by vinegar/ac	0	87 436	0	63 201
2005990000	Oth smoked garlic, not frozen vegetable& mixtures of not prep.by	12 160	545 112	246 333	2 512 096
2006000000	Vegetables,fruit,nuts,fruit-peel & othparts of plants,preserved by s	1 112	204 087	2 531	222 793
2007100000	Jams, fruit jellies, marmalades, fruitor nut, homogenised preparati	41 433	308 122	199 374	1 130 476
2007910000	Citrus fruit	4 598	37 685	19 898	144 038
2007991000	Fruit grains and pastes other than ofmango, pineapples or strawbe	6 300	2 243 575	6 604	2 273 047
2007999000	Fruit grains and pastes of mango,pineapples or strawberries	273 982	1 782 138	597 689	3 366 668
2008111000	Roasted ground nuts, othwise prepared/preserved	37 706	240 338	97 302	670 287
2008112000	Peanut butter, othwise prepared orpreserved	7 980	229 051	23 463	619 734
2008119000	Oth ground nuts, othwise prepared orpreserved	10 817	437 189	47 926	817 704
2008191000	Cashew, incl. mixtures,othwise preparedor preserved	660	20 189	5 989	96 025
2008199000	Other nuts and seeds, othwise preparedor preserved	39 330	377 293	157 790	2 266 949
2008200000	Pineapples, othwise prepared/preserved	12 086	15 334	27 046	30 201
2008301000	Citrus fruit, added sugar/oth.sweeteningin or not in airtight contai	155 663	847 192	121 115	834 347
2008309000	Oth citrus fruit, not added sugar/sweetening in/not in airtight conti	521 982	6 178 360	548 460	6 101 696
2008401000	Pears, containing added sugar orsweetening matter in airtight con	13 378	38 684	24 479	65 016
2008501000	Apricots,containing added sugar / othersweet,matter in/not airtigl	0	7 751	0	14 333
2008601000	Cherries,containing added sugar / othersweet,matter in/not airtigl	16 917	231 044	52 855	576 599
2008609000	Cherries, not containing added sugar/sweetening, in/not airtight c	0	14 943	0	27 026
2008701000	Peaches,containing added sugar or othersweet,matter in/not airtic	18 821	311 997	26 810	439 891
2008801000	Strawberries,containing added sugar/othsweet,matter in/not airtic	0	1 449	0	4 854
2008809000	Strawberries,not containing added sugar/sweetening, in/not airtig	24 399	33 431	15 202	25 141
2008921000	Mixtures of stems, roots & other edibleparts of plant,othwise prep	0	15 224	0	42 653
2008922000	Mixtures of other edible parts of plantadded sugar, in/not airtight	51 082	285 642	87 689	393 553
2008929000	Mixtures of other edible parts of plantnot added sugar,in/not airtic	8 747	85 784	50 100	302 482
2008991000	Lychees, othwise prepared or preserved	138 609	1 443 180	129 965	1 210 207
2008992000	Longans, othwise prepared or preserved	413 715	2 441 579	391 532	2 434 504

I.3. IMPOR MENURUT KOMODITI / IMPORT BY HS COMMODITY
***** OKTOBER/OCTOBER 2011 *****

HS	Uraian Komoditi Commodity Description	Berat Bersih / Net Weight (Kg)		Nilai / Value C.I.F (US\$)	
		Bulan ini Current Month	Kumulatif Cum.Jan. to date	Bulan ini Current Month	Kumulatif Cum.Jan. to date
2008993000	Stems, roots and oth. edible parts of plants, otherwise prepared or pr	0	39 031	0	123 605
2008994000	Othwise prepared or preserved, added sugar/sweet, in/not airtight	47 039	296 254	80 653	617 761
2008999000	Othwise prepared/preserved, not added sugar/sweet, in/not airtight	39 016	321 983	64 333	477 041
2009110000	Orange juice, frozen	370 811	2 914 297	1 001 417	6 306 868
2009120000	Orange juice, not frozen, of a brix value not exceeding 20	75 222	646 403	76 072	644 447
2009190000	Orange juice, not frozen, of a brix value exceeding 20	36 841	492 154	45 127	633 931
2009210000	Grapefruit juice, of a brix value not exceeding 20	4 251	28 692	3 270	21 470
2009290000	Other grapefruit juice of a brix value exceeding 20	29 368	390 538	153 691	1 750 729
2009310000	Juice of any other single citrus fruit, of a brix value not exceeding 2	1 465	11 160	4 512	34 580
2009390000	Other juice of any other single citrus for a brix value exceeding 20	2 087	50 093	2 374	272 636
2009410000	Pineapple juice, of a brix value not exceeding 20	1 373	44 266	1 485	42 904
2009490000	Other pineapple juice, of a brix value exceeding 20	29 736	109 486	56 627	274 236
2009500000	Tomato juice	8 368	132 007	6 849	104 476
2009610000	Grape juice (including grape must), of a brix value not exceeding 20	6 415	252 636	5 935	312 994
2009690000	Other grape juice (including grape must) of a brix value exceeding	12 415	252 714	50 322	469 376
2009710000	Apple juice, of a brix value not exceeding 20	21 712	321 671	18 255	285 277
2009790000	Other apple juice of a brix value exceeding 20	14 566	934 676	32 641	2 084 366
2009801000	Blackcurrant juice	240	1 270	4 693	25 356
2009809000	Other juice of any other single fruit or vegetables	134 911	1 241 595	216 385	1 679 655
2009900000	Mixtures of juices	391 773	2 879 003	464 518	5 774 040
2101111000	Instant coffee	955 809	7 244 171	6 730 810	50 992 177
2101119000	Oth extracts, essences and concentrates of coffee	75 185	693 958	193 240	2 241 616
2101120000	Preparations with a basis of extracts, essences or concentrates of c	43 791	756 717	142 292	2 775 626
2101201000	Tea preparations consisting of a mixture tea, milk powder and suga	3 605	90 864	18 079	431 315
2101209000	Mate preparations consisting of a mixture mate, milk powder and s	35 974	709 004	214 168	4 219 105
2101300000	Roasted chicory & oth. roasted coffee substitutes, extract, essence &	3 132	4 434	35 648	49 225
2102101000	Bread yeasts, active	375 554	4 036 853	1 005 175	10 214 296
2102109000	Active yeasts, other than for bread	26 510	3 007 990	113 831	8 317 616
2102200000	Inactive yeasts; other single-cell microorganisms, dead	475 395	3 319 225	635 190	6 711 142
2102300000	Prepared baking powders	68 950	911 732	133 483	1 756 478
2103100000	Soya sauce sweet, salt and other	1 326 583	9 820 619	1 204 095	8 795 113
2103200000	Tomato ketchup and other tomato sauces	53 695	406 127	104 275	712 622
2103300000	Mustard flour & meal & prepared mustard	27 196	473 911	47 502	659 066
2103901000	Chilli sauce	1 281	1 220 192	5 375	2 085 192
2103902000	Mixed condiments and mixed seasonings, including belachan	124 097	825 634	589 716	3 484 949
2103903000	Fish sauce	148 997	1 064 442	110 826	818 698
2103909000	Other sauces and preparations therefor; mustard flour & meal & pi	850 735	7 576 818	2 649 607	20 826 157
2104101000	Soups and broths & preparation therefor containing meat	0	60 113	0	125 767
2104109000	Soups and broths & preparation therefor, not containing meat	47 792	363 254	123 826	953 370
2104201000	Homogenised composite food preparations, containing meat	0	19 575	0	22 883
2104209000	Homogenised composite food preparations, not containing meat	1 883	47 907	28 364	178 001
2105000000	Ice cream and other edible ice, whether or not containing cocoa	279 969	1 446 611	1 121 987	6 253 083
2106100000	Protein concentrates and textured protein substances	427 533	4 908 434	935 551	8 870 038
2106901000	Dried bean curd and bean curd sticks	1	33 979	76	58 921
2106902000	Flavoured or colored syrups	116 230	1 538 179	460 078	4 605 080
2106903000	Non-dairy creamer	10 052 754	97 826 852	18 232 501	173 253 420
2106904000	Autolysed yeast preparations	28 045	169 730	166 957	934 874
2106905100	Non-alcoholic prep used as raw material to make composite conce	15 157	241 857	146 669	2 137 986
2106905200	Non-alcoholic comp concentrates for simple dilution with water to r	215 176	3 425 700	2 747 796	72 049 600
2106905300	Ginseng based products, non-alcoholic preparations use for makir	107	30 973	1 950	224 163
2106905900	Other non-alcoholic preparations use for making beverages	101 621	1 734 170	376 015	6 603 984
2106907000	Preparations vitamins or minerals, medic food and oth. food supler	463 304	3 334 158	7 109 921	57 243 828
2106908000	Mixtures of chemicals foodstuffs or sub with nutritive value, used	216 939	1 338 213	399 649	2 998 507
2106909100	Fortificant premixes	5 000	90 674	56 000	1 165 774
2106909200	Ginseng based preparations	1 057	18 013	29 700	173 004
2106909300	Food preparations for lactase deficient infants	0	437	0	14 922
2106909400	Other preparations for infant use	2 203	38 019	135 263	1 590 755
2106909900	Other food preparations not elsewhere specified or included	945 186	7 981 041	7 659 432	67 819 273
2201100000	Mineral waters and aerated waters	282 794	1 812 536	237 742	1 568 728
2201901000	Ice and snow	0	465	0	1 187
2201909000	Other mineral waters or artificial	1	67 396	1	25 984
2202101000	Sparkling mineral waters and aerated waters, flavoured	93 548	4 502 981	90 979	2 327 249
2202109000	Other mineral water, containing added sugar/sweetening or flavour	1 715 881	15 848 559	1 113 260	11 539 155
2202901000	Flavoured uht milk drink	158 447	1 710 006	290 558	3 252 649
2202902000	Soya milk drink	116 227	3 241 841	117 264	2 617 856
2202903000	Non-aerated beverage ready for immediate consumption without c	762 461	8 482 391	900 119	9 933 187
2202909000	Oth non-alcoholic beverages, excluding fruit or vegetable juices	3 040 824	18 960 167	1 753 468	13 512 413
2203009000	Other beer made from malt, including ale	17 856	107 149	30 504	202 259
2204100000	Sparkling wine	0	6 365	0	57 605
2204211100	Wine, in containers <= 2 l, alcoholic strength by volume <= 15%	36 450	232 299	219 434	1 232 643
2204211200	Wine, in containers <= 2 l, alcoholic strength by volume > 15%	0	4 875	0	37 027

I.3. IMPOR MENURUT KOMODITI / IMPORT BY HS COMMODITY
***** OKTOBER/OCTOBER 2011 *****

HS	Uraian Komoditi Commodity Description	Berat Bersih / Net Weight (Kg)		Nilai / Value C.I.F (US\$)	
		Bulan ini Current Month	Kumulatif Cum.Jan. to date	Bulan ini Current Month	Kumulatif Cum.Jan. to date
2204212100	Grape must,in container <=2 l,alcoholicstrength by volume <= 15%	0	6 300	0	36 548
2204212200	Grape must,in container <=2 l,alcoholicstrength by volume > 15%	0	235	0	2 980
2205101000	Vermouth & oth wine,in container <=2 l,alcoholic strength by volu	1	1	32	32
2205102000	Vermouth & oth wine,in container <=2 l,alcoholic strength by volu	0	212	0	2 520
2205901000	Vermouth & oth wine,in container > 2 l,alcoholic strength by volur	0	601	0	8 425
2206002000	Sake (rice wine)	0	18 600	0	48 160
2207100000	Undenatured ethylalcohol of alcoholicstrength by volume of >= 80	4 201	460 050	26 400	984 022
2207201100	Ethyl alcohol of an alcoholic strengthby volume of > 99%	0	14 767	0	747 612
2207209000	Other ethyl alcohol and other spirits	9	536	29	18 233
2208201000	Brandy of an alcoholic strength byvolume not exceeding 46% vol	21 153	106 221	285 204	1 592 440
2208204000	Other spirits of an alcoholic strengthby volume exceeding 46% vol	86	3 746	383	22 276
2208301000	Whiskies of an alcoholic strength byvolume not exceeding 46% vol	50 899	309 437	602 209	3 542 594
2208401000	Rum&tafia of an alcoholic strength byvolume not exceeding 46% v	5 121	18 776	60 675	211 362
2208402000	Rum&tafia of an alcoholic strength byvolume exceeding 46% vol	0	1 496	0	8 478
2208501000	Gin&geneva of an alcoholic strength byvolume not exceeding 46%	5 977	26 709	71 115	250 388
2208502000	Gin&geneva of an alcoholic strength byvolume exceeding 46% vol	483	2 112	6 611	28 545
2208601000	Vodka of an alcoholic strength byvolume not exceeding 46% vol	9 125	54 809	113 159	548 542
2208701000	Liqueurs & cordials of an alcoholicstrength by volume not exceed.!	11 910	36 432	140 536	426 115
2208901000	Medicated samsu of alcoholic strengthby volume <= 40%	349	528	4 435	5 562
2208909000	Other spirituous beverages	0	2 553	0	26 012
2209000000	Vinegar and substitutes for vinegarobtained from acetic acid	15 749	707 199	21 875	892 447
2301100000	Flours, meals & pellets, of meat / meatoffal; unfit for human cnsm	6 908 266	53 333 880	4 729 076	37 143 774
2301200000	Flours,meals&pellets,of fish/crustacean,molluscs/other aquatic in	10 479 620	79 790 384	11 555 535	89 561 866
2302100000	Bran, sharps and other residues ofmaize (corn)	146 780	5 316 227	157 912	4 537 923
2302300000	Bran, sharps and other residues of wheat	3 432 325	24 558 404	1 182 405	8 462 313
2302409000	Bran, sharps and other residues of othcereals	0	52 800	0	264 000
2302500000	Bran, sharps and other residues ofleguminous plants	75 026	487 526	40 069	264 532
2303101000	Residues of starch manufacture ofmanioc (cassava) or sago	0	663 580	0	149 306
2303109000	Other residues of starch and similarresidues	14 926 182	136 452 559	10 770 651	96 622 045
2303200000	Beet pulp, bagasse and other waste of sugar manufacture	47	154	203	283
2303300000	Brewing or distilling dregs and waste	21 587 609	219 237 348	6 461 649	65 342 716
2304000000	Oil-cake&other solid residues,in pelletform, from the extract of so	191 631 436	2 439 204 391	86 556 325	1 112 322 236
2305000000	Oil-cake&other solid residues,in pelletform, from the extract of gr	1	1 696 271	136	653 721
2306410000	Oil-cake and other solid residues oflow erucic acid rape or colza se	10 860 415	108 167 261	2 349 728	26 561 620
2306490000	Other oil-cake and other solid residuesof rape or colza seeds	913 015	4 912 816	203 283	1 229 892
2306600000	Oil-cake and other solid residues ofpalm nuts or kernels	0	222 420	0	73 842
2306902000	Oil-cake and other solid residues ofmaize (corn) germ	1 379 389	17 145 165	1 011 344	12 477 984
2306909000	Other oil-cake and other solid residues	742 870	16 245 164	196 354	3 429 164
2307000000	Wine lees; argol	0	4 963	0	98 743
2308000000	Vegetable materials and waste, residuesof a kind used in animal fe	35 998	562 793	30 703	273 472
2309101000	Dog or cat food, put up for retail sale,containing meat	912 083	6 112 488	892 667	6 473 780
2309109000	Dog or cat food, put up for retail sale,not containing meat	1 222 108	9 478 967	1 624 339	12 392 892
2309901100	Complete feed for poultry	280 400	1 997 378	179 205	1 221 523
2309901200	Complete feed for swine	3 541 507	39 651 855	986 683	11 011 821
2309901300	Complete feed for prawn feed	142 669	2 069 410	150 964	1 947 762
2309901900	Other complete feed	4 446	395 522	9 353	576 811
2309902000	Premixes, feed supplements and feedadditives for animal	4 204 704	37 632 458	10 371 499	98 099 185
2309903000	Other preparations of a kind used inanimal feeding, containing me	28 262 800	286 568 669	16 556 626	156 431 724
2309909000	Other preparations of a kind used inanimal feeding, not containin	15 193 062	155 971 946	10 155 509	99 451 872
2401101000	Virginia tobacco, not stemmed/stripped,flue-cured	1 108 807	6 201 288	4 186 798	24 289 556
2401102000	Virginia tobacco, not stemmed/stripped,not flue-cured	13 873	608 614	416 190	1 777 452
2401103000	Other tobacco, not stemmed/stripped,flue-cured	187 110	1 679 076	1 398 542	9 852 306
2401109000	Other tobacco, not stemmed/stripped,not flue-cured	316 607	9 762 196	2 175 833	53 072 235
2401201000	Virginia tobacco, partly/wholly stemmed/stripped, flue-cured	4 500 135	33 061 263	28 663 641	169 418 452
2401202000	Virginia tobacco, partly/wholly stemmed/stripped, not flue-cured	297 000	1 681 690	2 283 930	9 624 658
2401203000	Oriental tobacco, partly/wholly stemmed/stripped	1 780 874	6 826 083	9 973 638	42 525 181
2401204000	Burley tobacco, partly/wholly stemmed/stripped	158 938	4 941 234	776 228	27 423 044
2401205000	Other tobacco, partly/wholly stemmed/stripped, flue-cured	28 800	6 260 789	38 880	28 595 524
2401209000	Other tobacco, partly/wholly stemmed/stripped, not flue-cured	1 244 173	6 627 553	5 951 757	31 722 042
2401301000	Tobacco stems	408 139	3 473 660	824 296	4 127 899
2401309000	Other tobacco refuse	168 248	1 984 408	259 365	3 712 176
2402100000	Cigars, cheroots and cigarillos,containing tobacco	93	44 273	1 429	407 072
2402201000	Beedies	0	2 078	0	69 166
2402209010	Cigarettes tobacco	0	7 421	0	105 207
2402209090	Other cigarettes containing tobacco	17 760	259 883	233 279	2 972 554
2402902000	Cigarettes of tobacco substitutes	0	10	0	1 998
2403101100	Blended tobacco, packed for retail sale	0	73 304	0	334 299
2403101900	Other smoking tobacco, packed for retailsale	0	480	0	1 896
2403102100	Blended tobacco, for cigarette making	1 142 460	7 828 096	8 944 041	61 186 237
2403102900	Oth manufactures tobacco for cigarettemaking	30 300	155 673	206 918	1 251 653
2403109000	Other smoking tobacco, whether or notcontaining tobacco substit	0	42 989	0	123 747

I.3. IMPOR MENURUT KOMODITI / IMPORT BY HS COMMODITY
***** OKTOBER/OCTOBER 2011 *****

HS	Uraian Komoditi Commodity Description	Berat Bersih / Net Weight (Kg)		Nilai / Value C.I.F (US\$)	
		Bulan ini Current Month	Kumulatif Cum.Jan. to date	Bulan ini Current Month	Kumulatif Cum.Jan. to date
2403910000	Homogenised or reconstituted tobacco	11 315	215 066	161 876	1 337 670
2403991000	Tobacco extracts and essences	16	41 792	18 953	614 996
2403999000	Oth manufactures tobacco & manufactured tobacco substitutes	1 704	4 808	2 569	14 460
2501001000	Table salt	2	352	12	1 863
2501004100	Oth salt cont. at least 94.7% sodium chl a dry basis ,in package net	260 000	1 758 520	104 409	680 650
2501004900	Oth salt cont. at least 94.7% sodium chl a dry basis ,in package net	150 650 535	2 485 378 230	6 972 151	128 834 612
2501005000	Sea water	114	844	1 908	13 203
2501009000	Other salt	406	89 911	6 952	78 706
2502000000	Unroasted iron pyrites	0	344 000	0	71 404
2503000000	Sulphur of all kinds, oth than sublimed,precipitated and colloidal s	12 860 470	348 701 268	3 335 017	78 310 299
2504100000	Natural graphite, in powder or in flakes	466 696	9 282 573	248 825	3 769 771
2504900000	Natural graphite, in other form	65 501	1 303 292	254 164	617 844
2505100000	Silica sands and quartz sands	3 848 083	29 405 255	402 387	4 284 324
2505900000	Other natural sands,whether/not coloredother than metal-bearing	205 612	5 845 280	162 990	2 135 704
2506100000	Quartz	1 599 672	13 776 838	166 619	1 247 695
2506200000	Quartzite	46 042	382 616	24 203	265 076
2507000000	Kaolin and other kaolinic clays,whetheror not calcined	11 025 539	105 021 808	2 924 443	27 339 063
2508100000	Bentonite	3 745 995	117 130 976	1 399 537	17 838 150
2508300000	Fire-clay	748 839	7 678 609	310 704	3 822 054
2508400000	Other clays	4 489 897	52 933 955	1 024 538	20 562 518
2508500000	Andalusite, kyanite and sillimanite	384 000	1 669 510	187 919	808 858
2508600000	Mullite	117 351	2 588 746	62 186	1 132 547
2508700000	Chamotte or dinas earths	358 344	2 599 370	123 265	956 960
2509000000	Chalk	185 397	1 581 964	76 404	801 444
2510101000	Apatite, unground	6 321	72 960	32 504	387 429
2510109000	Other natural calcium phosphates,naturaaluminium calcium phos	167 926 000	814 661 004	26 320 980	117 068 098
2510201000	Apatite, ground	16 248	63 585	33 350	183 738
2510209000	Other natural calcium phosphates,naturaaluminium calcium phos	0	292	0	975
2511100000	Natural barium sulphate (barytes)	5 639 081	124 485 245	1 072 726	16 129 206
2512000000	Siliceous fossil meals and similarsiliceous earths	349 771	5 472 506	242 898	3 806 675
2513100000	Pumice stone	1 316	48 477	22 826	126 266
2513200000	Emery, natural corundum, natural garnetand other natural abrasiv	565 639	19 244 752	181 062	6 052 448
2514000000	Slate, whether or not roughly trimmedor merely cut	20 000	67 208	6 815	26 106
2515110000	Marble and travertine, crude or roughlytrimmed	130 700	1 794 983	25 576	336 996
2515121000	Marble and travertine, merely cut into blocks	3 104 210	28 841 842	398 255	2 991 902
2515122000	Marble and travertine, merely cut into slabs	2 003 868	21 751 487	874 482	8 471 507
2515200000	Ecaussine & other calcareous monumentalor building stone; alaba	0	199 904	0	79 200
2516110000	Granite, crude or roughly trimmed	3 218 073	10 719 820	25 209	265 720
2516121000	Granite, merely cut into blocks	512 798	4 892 634	114 680	1 171 349
2516122000	Granite, merely cut into slabs	1 631 650	19 285 621	519 932	6 356 885
2516200000	Sandstone	21 003	407 181	6 064	136 374
2516900000	Other monumental or building stone	111 272	985 082	52 242	550 704
2517100000	Pebbles, gravel, broken/crushed stonewhether or not heat treatec	16 600 000	332 875 058	175 415	3 117 844
2517410000	Granules, chippings and powder of marblwhether or not heat tra	12	64 690	205	22 823
2517490000	Granules, chippings & powder of stones owhethet or not heat trea	181 484	1 669 616	69 938	482 786
2518100000	Dolomite, not calcined or sintered	0	236	0	732
2518200000	Dolomite, calcined or sintered	626 300	3 399 753	122 626	795 573
2518300000	Dolomite, ramming mix	220 000	220 250	69 600	69 785
2519100000	Natural magnesium carbonate (magnesite)	2 776 422	19 472 474	1 158 618	7 222 002
2519900000	Fused magnesia; dead-burned magnesia	2 545 104	24 798 055	1 230 038	10 180 660
2520100000	Gypsum, anhydrite	138 564 717	1 274 746 362	4 166 144	39 769 894
2520201000	Plasters, for use in dentistry	3 123	175 389	9 373	131 681
2520209000	Other plasters	20 226 159	134 419 747	1 147 230	10 117 811
2521000000	Limestone flux; limestone and othercalcareous stone	15 642 220	177 914 369	406 849	9 139 153
2522100000	Quicklime	18 245 812	48 699 087	1 807 260	4 955 380
2522200000	Slaked lime	680 369	4 285 921	173 788	1 031 876
2522300000	Hydraulic lime	25 000	100 003	7 575	29 878
2523101000	Cement clinkers, for white cement	236	13 313 663	308	794 015
2523109000	Other cement clinkers	96 604 785	1 110 800 861	4 997 470	55 645 482
2523210000	Portland cement, white cement, whetheror not artificially colored	0	43	0	166
2523291000	Portland cement, colored cement	9 567 000	311 873 000	492 223	14 080 592
2523299000	Other portland cements	28 795	67 508 793	14 943	2 752 282
2523300000	Aluminous cement	388 774	5 997 998	275 318	4 685 870
2523900000	Other hydraulic cements	8 319 000	208 391 141	410 543	8 961 563
2524100000	Crocidolite	0	50 000	0	26 770
2524900010	Chrysotile	11 554 097	100 242 177	6 546 495	53 407 743
2524900090	Other asbestos, crocodolite & chrysolite	2 411	35 551	550	48 857
2525100000	Crude mica and mica rifted into sheetsor splittings	600 000	1 808 725	69 600	248 682
2525200000	Mica powder	250 108	2 650 759	467 689	3 903 993
2526100000	Natural steatite, not crushed, notpowdered	0	1 652 001	0	198 788
2526201000	Talc powder, crushed or powdered	9 397 360	90 207 226	1 608 387	18 804 571

I.3. IMPOR MENURUT KOMODITI / IMPORT BY HS COMMODITY
***** OKTOBER/OCTOBER 2011 *****

HS	Uraian Komoditi Commodity Description	Berat Bersih / Net Weight (Kg)		Nilai / Value C.I.F (US\$)	
		Bulan ini Current Month	Kumulatif Cum.Jan. to date	Bulan ini Current Month	Kumulatif Cum.Jan. to date
2526209000	Oth natural steative, crushed/powdered	954 281	5 342 741	179 315	1 095 693
2528100000	Natural sodium borates and concentratesthereof (whether or not	30	330	652	6 220
2528900000	Natural boric acid containing not morethan 85% of h3bo3 on the c	334 049	2 102 351	217 173	1 422 059
2529100000	Felspar	24 901 138	267 873 169	2 128 815	21 228 166
2529210000	Fluorspar, containing by weight 97% orless of calcium fluoride	107 000	1 140 766	11 782	357 102
2529220000	Fluorspar, containing by weight morethan 97% of calcium fluoride	48 016	1 364 951	20 750	705 730
2529300000	Leucite; nepheline & nepheline syenite	223 812	2 054 727	86 088	788 213
2530100000	Vermiculite, perlite and chlorites,unexpanded	2 062 428	26 260 467	353 806	2 812 391
2530201000	Kieserite	7 165 522	194 226 156	1 295 199	31 423 239
2530202000	Epsomite	0	220 020	0	42 224
2530900000	Other mineral substances not elsewherespecified or included	6 563 152	40 481 244	2 947 419	22 771 145
2601110000	Iron ores and concentrates, other thanroasted iron pyrites :non ag	162 164 889	1 599 665 125	38 987 568	359 448 050
2601120000	Iron ores and concentrates, other thanroasted iron pyrites :agglon	364 500	11 330 193	182 620	2 224 130
2601200000	Roasted iron pyrites	144 000	316 453	64 359	173 591
2602000000	Manganese ores & concentrates,includingferruginous manganese,	0	225 084	0	280 930
2603000000	Copper ores and concentrates	3 748	44 149	47 614	536 724
2604000000	Nickel ores and concentrates	0	1 786	0	14 100
2605000000	Cobalt ores and concentrates	0	1	0	3
2606000000	Aluminium ores and concentrates	60 000	492 495	41 869	386 236
2607000000	Lead ores and concentrates	51 675	218 287	57 876	166 067
2608000000	Zinc ores and concentrates	731	12 568	10 599	167 864
2609000000	Tin ores and concentrates	206 064	2 923 861	148 810	1 880 862
2610000000	Chromium ores and concentrates	218 000	3 112 011	122 690	1 595 649
2611000000	Tungsten ores and concentrates	0	2 568	0	171 836
2612100000	Uranium ores and concentrates	0	1	0	682
2612200000	Thorium ores and concentrates	0	7	0	2 550
2614001000	Titanium ores and concentrates,ilmenite ores and concentrates	0	5 000	0	3 688
2614009000	Titanium ores and concentrates,other than ilmenite ores & concer	742 108	4 208 329	1 080 079	4 294 462
2615100000	Zirconium ores and concentrates	929 369	14 905 244	2 456 946	29 149 028
2615900000	Other niobium, tantalum ores andconcentrates vanadium or zirco	107 126	6 524 003	214 940	2 648 952
2616100000	Silver ores and concentrates	0	1 749	0	68 478
2616900000	Precious metal ores other than silverores	24	260	12	143 682
2617100000	Antimony ores and concentrates	255 898	367 083	158 220	514 006
2617900000	Other ores and concentrates.	66 000	464 720	30 064	219 934
2618000000	Granulated slag (slag sand)from themanufacture of iron or steel	0	2	0	155
2619000000	Slag,dross (not granula slag),& othwaste from the manufac. of iron	1	2	3	61
2620190000	Ash & residues containing mainly zinc,other than hard zinc spelter	0	1 983	0	2 600
2620290000	Ash & residues containing mainly lead,other than leaded gasoline :	0	12	0	436
2620300000	Ash & residues containing mainly copper	0	6 662	0	126 495
2620400000	Ash & residues containing mainlyaluminium	0	1	0	327
2620600000	Ash & residues containing arsenic,mercury, thallium or their mixtu	0	6	0	134
2701110000	Anthracite	7 825 740	33 515 499	1 653 969	9 007 922
2701121000	Bituminous coal: coking coal	0	44 590	0	39 123
2701129000	Bituminous coal: other than coking coal	20 000	787 993	12 400	249 940
2701190000	Other coal	156 380	2 898 461	59 182	1 519 612
2701200000	Briquettes,ovoids & similar solid fuelsmanufactured from coal	239 393	2 336 889	73 197	804 222
2702100000	Lignite, whether or not pulverised, butnot agglomerated	5 086	5 206	7 095	10 203
2702200000	Agglomerated lignite	10 294	46 086	30 923	111 680
2703001000	Peat, whether or not compressed intobales, but not agglomerated	0	60 344	0	6 918
2703002000	Agglomerated peat	0	241 789	0	63 494
2704001000	Coke & semi-coke of coal	1 760 277	53 150 203	915 274	21 675 867
2704002000	Coke & semi-coke of lignite or of peat	0	549 200	0	250 488
2704003000	Retort carbon	446 200	4 694 166	170 826	1 611 287
2705000000	Coal gas, water gas, producer gas andsimilar gases other than petr	0	1 914	0	46 890
2706000000	Tar distilled from coal,from lignite orfrom peat & other mineral tar	18 000	698 655	17 591	421 277
2707200000	Toluol (toluene)	991	36 877	7 725	134 360
2707300000	Xylol (xylenes)	1 006 984	5 919 780	1 265 226	6 643 046
2707400000	Napthalene	74 188	1 133 383	132 454	1 907 862
2707500000	Oth. aromatic hydrocarbon mix.of >= 65%by volume,distils at 250.	2 104 826	18 233 947	2 682 687	22 290 817
2707910000	Creosote oils	0	32 000	0	65 504
2707992000	Carbon black feedstock	0	10	0	365
2707999000	Other products of the distilled of hightemperature coal tar	369 855	18 796 643	481 702	17 882 357
2708100000	Pitch	3 862 760	16 947 141	2 448 557	10 257 133
2708200000	Pitch coke	0	800	0	720
2709001000	Crude petroleum oil	1 053 802 945	10 593 337 740	841 178 246	8 866 374 021
2709002000	Condensate	0	1	0	193
2709009000	Other petroleum oil, crude	2 001	46 287	22 842	129 728
2710111100	Motor spirit, premium leaded	12 573 429	137 168 357	13 057 281	138 593 693
2710111200	Motor spirit, premium unleaded	947 059 671	9 290 545 674	982 551 247	9 655 628 852
2710111400	Motor spirit, regular unleaded	0	5	0	209
2710111500	Other motor spirit, leaded	0	7 454	0	14 308

I.3. IMPOR MENURUT KOMODITI / IMPORT BY HS COMMODITY
***** OKTOBER/OCTOBER 2011 *****

HS	Uraian Komoditi Commodity Description	Berat Bersih / Net Weight (Kg)		Nilai / Value C.I.F (US\$)	
		Bulan ini Current Month	Kumulatif Cum.Jan. to date	Bulan ini Current Month	Kumulatif Cum.Jan. to date
2710111600	Other motor spirit, unleaded	0	261 182 617	0	238 950 423
2710112000	Aviation spirit	115 259	1 675 243	269 603	3 355 914
2710113000	Tetrapropylene	0	3 020 251	0	3 244 433
2710114000	White spirit	93 502	8 012 351	148 526	9 639 371
2710115000	Low aromatic solvents containing byweight <= 1 % aromatic conte	2 151 806	17 771 464	3 193 495	26 326 572
2710116000	Other solvent spirits	1 550	64 471	6 855	140 273
2710117000	Naphtha, reformat or preparations forpreparing spirits	172 861 490	1 130 734 684	164 425 960	1 080 650 280
2710119000	Other petroleum oil, light oil & otherthan crude	857 966	15 889 680	1 567 082	24 258 715
2710191300	Aviation turbine fuel (jet fuel) havinga flash point of not less than :	6 327	978 481	21 646	1 104 653
2710191400	Aviation turbine fuel (jet fuel) havinga flash point of less than 23-c	85 537 498	543 510 362	87 977 186	549 362 210
2710191600	Kerosene	0	14 255	0	27 176
2710191900	Other medium oils and preparations	15 937 599	105 684 702	24 755 180	156 889 532
2710192000	Topped crudes	80 010	585 664	158 585	1 060 745
2710193000	Carbon black feedstock oil	225	136 095 315	2 604	80 321 507
2710194100	Lubricating oil basestock	13 823 208	132 916 556	21 797 839	195 782 487
2710194200	Lubricating oils for aircraft engines	13 099	149 390	82 127	790 876
2710194300	Other lubricating oils	13 814 690	131 526 339	34 031 760	306 783 985
2710194400	Lubricating greases	1 428 197	14 680 870	4 432 390	38 152 127
2710195000	Hydraulic brake fluid	42 428	331 915	150 147	890 756
2710196000	Transformer and circuit breakers oils	842 962	14 402 958	1 322 108	20 458 714
2710197100	High speed diesel fuel	839 413 532	9 252 128 649	774 905 995	8 621 608 704
2710197200	Other diesel fuel	80 726 866	1 474 407 156	75 104 420	1 386 595 494
2710197900	Other fuel oils	146 915 966	1 060 977 382	100 248 453	688 276 253
2710199000	Oth petroleum oils & oils obtained frombituminous minerals (othe	1 251 831	32 294 344	1 998 915	48 160 972
2710990000	Other waste oils	1 303	7 543	5 064	26 330
2711110000	Liquid natural gas	0	557	0	13 014
2711120000	Liquid propane	68 403 096	662 566 801	53 575 903	572 614 834
2711130000	Liquid butanes	69 259 861	665 488 946	58 266 640	593 866 006
2711141000	Liquid ethylene	0	40 698	0	132 894
2711149000	Liquid propylene, butylene & butadiene	14 057	34 140	35 025	148 765
2711190000	Other liquid petroleum gas	0	402	0	19 380
2711210000	Natural gas in gaseous state	0	13 916	0	3 735
2711290000	Other petroleum gas in gaseous state	1 152	40 834	122 642	498 740
2712100000	Petroleum jelly	332 313	2 941 674	670 707	6 190 757
2712200000	Paraffin wax containing by weight lessthan 0.75% of oil	559 756	5 456 954	783 527	7 590 568
2712901000	Other paraffin wax	1 727 546	11 944 932	2 762 001	18 567 417
2712909000	Microcrystalline petroleum wax, slackwax, ozokerite, lignite wax, ꞑ	346 563	4 103 844	1 314 519	10 790 532
2713110000	Petroleum coke, not calcined	37 600	21 061 449	15 040	13 112 668
2713120000	Petroleum coke, calcined	329 690	37 145 466	199 104	23 740 918
2713200000	Petroleum bitumen	45 519 180	362 956 553	27 734 796	210 853 334
2713900000	Other residues of petroleum oils or ofoils obtained from bituminoi	0	19 531	0	99 296
2714100000	Bitumen and asphalt, natural bituminousor oil shale and tar sands	12 533	190 126	14 779	114 807
2714900000	Bitumen and asphalt, natural asphaltitesand asphaltic rocks	3 585 239	24 559 741	2 145 794	16 324 579
2715000000	Bituminous mix. based on natur. asphalton natur. bitumen, on pet	101 319	1 052 056	188 862	2 243 193
2716000000	Electrical energy	0	436 033	0	59 467
2801100000	Chlorine	281 810	2 010 052	656 309	1 636 835
2801200000	Iodine	581	4 740	3 964	174 148
2801300000	Fluorine; bromine	0	410 384	0	848 368
2802000000	Sulphur, sublimed or precipitated, colloidal sulphur	336 851	82 498 659	285 833	23 305 775
2803001000	Rubber grade carbon black	9 723 886	100 484 762	13 321 960	125 893 021
2803002000	Acetylene black	430 428	4 431 422	1 232 894	10 914 490
2803003000	Other carbon blacks	1 252 101	13 684 351	2 318 440	20 604 005
2803009000	Other carbon	732 749	8 838 629	1 488 321	15 741 237
2804100000	Hydrogen	139 575	1 146 499	648 191	1 370 203
2804210000	Argon	844 750	6 626 676	593 323	5 107 881
2804290000	Other rare gases	94 036	2 949 397	248 047	3 511 159
2804300000	Nitrogen	1 771 599	16 551 297	384 706	3 852 751
2804400000	Oxygen	2 484 353	20 207 127	635 000	6 212 680
2804500000	Boron; tellurium	0	738	0	17 892
2804610000	Silicon, containing by weight >= 99.99%	6 719	107 062	1 360 272	9 432 215
2804690000	Silicon, containing by weight < 99.99%	961 138	7 587 047	2 437 224	19 380 794
2804700000	Phosphorus	19 801	291 222	1 526 195	10 607 322
2804800000	Arsenic	20 000	141 002	34 000	266 497
2804900000	Selenium	1 106	13 893	130 106	1 507 141
2805110000	Sodium	108 526	442 857	426 977	1 080 193
2805120000	Calcium	26 937	49 926	16 528	80 774
2805190000	Other alkali or alkaline-earth metals	265 341	1 824 164	775 263	6 356 620
2805400000	Mercury	114	3 396	35 593	393 600
2806100000	Hydrogen chloride (hydrochloric acid)	2 420 557	16 716 054	822 155	4 905 840
2806200000	Chlorosulphuric acid	0	2	0	160
2807000000	Sulphuric acid; oleum.	26 938 032	115 931 866	3 096 606	10 726 717

I.3. IMPOR MENURUT KOMODITI / IMPORT BY HS COMMODITY
***** OKTOBER/OCTOBER 2011 *****

HS	Uraian Komoditi Commodity Description	Berat Bersih / Net Weight (Kg)		Nilai / Value C.I.F (US\$)	
		Bulan ini Current Month	Kumulatif Cum.Jan. to date	Bulan ini Current Month	Kumulatif Cum.Jan. to date
2808000000	Nitric acid; sulphonitric acids	1 167 246	9 065 449	585 385	4 688 056
2809100000	Diphosphorus pentaoxide	3	34 294	114	110 971
2809203000	Phosphoric acids, hypophosphoric acids and hypophosphoric acids	2 295 852	17 684 067	2 076 139	15 314 161
2809209000	Other phosphoric acids, hypophosphoric acids and hypophosphoric acids	59 798 665	248 982 904	40 063 816	151 615 511
2810000000	Oxide of boron; boric acids	285 088	3 444 831	380 165	3 301 441
2811110000	Hydrogen fluoride (hydrofluoric acid)	205 738	1 149 042	312 424	1 858 847
2811191000	Arsenic acid	2 427	132 937	25 021	136 816
2811199000	Other inorganic acids	390 402	1 790 505	346 011	1 666 996
2811210000	Carbon dioxide	553 707	2 286 745	257 822	1 503 381
2811221000	Silica powder	1 826 589	19 191 496	1 874 227	19 983 572
2811229000	Silicon dioxide, other form	2 190 413	16 856 917	1 989 208	17 401 312
2811291000	Diarsenic pentaoxide	738	43 183	14 120	55 844
2811299000	Other inorganic oxygen compounds of non metals	183 119	2 303 586	244 218	3 067 862
2812100000	Chlorides and chloride oxides	16 728	64 752	46 540	113 364
2812900000	Other halides and halide oxides of nonmetals	47 872	123 924	1 369 213	2 151 475
2813100000	Carbon disulphide	46 730	390 759	42 057	337 563
2813900000	Other sulphides of non-metal	505	1 812	58 012	196 859
2814100000	Anhydrous ammonia	15 000 000	75 923 245	8 700 000	39 541 518
2814200000	Ammonia in aqueous solution	2 543	69 129	14 073	434 817
2815110000	Sodium hydroxide (caustic soda), solid	853 499	15 881 685	540 526	8 775 907
2815120000	Sodium hydroxide (caustic soda), in aqueous solution (lye or liquid)	107 364	32 156 786	59 516	12 208 388
2815200000	Potassium hydroxide (caustic potash)	907 990	10 344 912	1 076 609	11 352 120
2815300000	Peroxides of sodium or potassium	1 841	9 176	19 080	93 679
2816100000	Hydroxide and peroxide of magnesium	48 543	604 863	168 169	2 157 166
2816400000	Oxides, hydroxides & peroxides, of strontium or barium	23 700	211 389	40 902	1 067 358
2817001000	Zinc oxide	584 164	6 895 675	1 298 399	14 634 477
2817002000	Zinc peroxide	21 956	248 233	30 342	390 274
2818100000	Artificial corundum, whether or not chemically defined	226 710	3 903 638	211 620	3 205 015
2818200000	Aluminium oxide, other than artificial corundum	23 719 085	348 226 718	10 476 687	152 224 368
2818300000	Aluminium hydroxide	3 380 832	79 749 104	1 382 967	24 996 486
2819100000	Chromium trioxide	59 030	720 282	197 326	2 874 956
2819900000	Other chromium oxides and hydroxides	18 542	191 900	153 326	1 104 663
2820100000	Manganese dioxide	1 756 925	16 681 470	3 050 107	28 617 929
2820900000	Other manganese dioxide	12 546	1 372 952	38 778	1 829 739
2821100000	Iron oxides and hydroxides	826 283	9 774 038	907 366	10 875 321
2821200000	Earth colors	30 152	138 533	13 772	111 456
2822000000	Cobalt oxides and hydroxides, commercial	5 025	222 992	124 421	2 570 372
2823000000	Titanium oxides	1 157 153	10 006 806	4 150 049	33 002 566
2824100000	Lead monoxide (litharge, massicot)	31 190	237 176	126 129	1 036 365
2824900000	Other lead monoxide	2 673	175 415	23 009	1 276 185
2825100000	Hydrazine, hydroxylamine, inorganic salt	128 712	1 957 567	440 278	6 054 734
2825200000	Lithium oxide and hydroxide	9 604	43 991	71 330	299 921
2825300000	Vanadium oxides and hydroxides	0	28 233	0	543 648
2825400000	Nickel oxides and hydroxides	22 303	222 612	242 740	4 574 265
2825500000	Copper oxides and hydroxides	103 168	765 839	802 492	5 999 458
2825600000	Germanium oxides and zirconium dioxide	0	22 492	0	86 280
2825700000	Molybdenum oxides and hydroxides	0	10 525	0	95 370
2825800000	Antimony oxides	22 936	634 648	309 103	6 619 468
2825900000	Other inorganic bases	19 369	987 147	169 329	2 015 458
2826120000	Fluorides of aluminium	888	3 622	4 472	10 224
2826190000	Other fluorides	126 619	1 269 826	153 105	1 211 050
2826300000	Sodium hexafluoroaluminate (synthetic cryolite)	9 469	337 753	5 480	598 069
2826900000	Other complex fluoride salt	135 276	988 618	200 976	1 679 173
2827100000	Ammonium chloride	663 570	4 294 957	184 874	1 153 456
2827201000	Calcium chloride, commercial grades	269 450	1 566 039	63 806	2 228 080
2827209000	Calcium chloride, not commercial grades	1 226 896	10 286 043	375 982	3 188 265
2827310000	Other chlorides of magnesium	198 373	939 956	144 089	613 203
2827320000	Other chlorides of aluminium	804 900	13 422 269	400 005	5 350 262
2827350000	Other chlorides of nickel	2 940	130 652	44 940	961 861
2827390010	Other chlorides of zinc	223 882	2 381 903	113 841	1 562 402
2827390090	Other chlorides of iron, cobalt and of other materials	228 499	1 662 022	664 201	4 431 947
2827410000	Chloride oxides & chloride hydroxides, of copper	500	105 904	4 710	5 585 711
2827490000	Other chloride oxides & chloride hydroxides	339 923	2 567 223	147 746	1 706 177
2827510000	Bromides of sodium or of potassium	35 950	843 458	96 463	2 109 499
2827590000	Other bromides	43 358	340 978	100 078	861 104
2827600000	Iodides and iodide oxides	492	39 158	13 970	968 392
2828100000	Commercial calcium hypochlorite & other calcium hypochlorites	72 170	1 963 941	122 880	2 266 054
2828901000	Sodium hypochlorite	1 359	18 024	20 502	41 602
2828909000	Other hypochlorite	84 193	1 380 954	80 788	1 452 190
2829110000	Chlorates of sodium	3 377 396	18 033 085	2 591 455	12 816 585
2829190000	Other chlorates	159 012	2 895 641	216 195	3 440 214

I.3. IMPOR MENURUT KOMODITI / IMPORT BY HS COMMODITY
***** OKTOBER/OCTOBER 2011 *****

HS	Uraian Komoditi Commodity Description	Berat Bersih / Net Weight (Kg)		Nilai / Value C.I.F (US\$)	
		Bulan ini Current Month	Kumulatif Cum.Jan. to date	Bulan ini Current Month	Kumulatif Cum.Jan. to date
2829900000	Bromat dan perbromat, iodat & periodat	69 088	235 923	92 709	1 594 341
2830100000	Sodium sulphides	315 000	7 446 393	175 017	5 193 030
2830900000	Other sulphides	3 530	317 739	10 256	540 216
2831100000	Dithionites and sulphoxylates of sodium	253 598	9 497 547	362 695	6 455 173
2831900000	Other dithionites and sulphoxylates	2 503	58 722	5 813	141 249
2832100000	Sodium sulphites	2 415 640	13 284 558	1 184 674	6 466 549
2832200000	Other sulphites	45 606	837 149	25 131	470 332
2832300000	Thiosulphates	204 531	1 750 968	71 547	690 859
2833110000	Disodium sulphate	11 260 329	129 179 234	1 670 479	18 023 196
2833190000	Other sodium sulphates	11 075 205	86 988 726	1 631 832	12 702 717
2833210000	Magnesium sulphate	757 819	8 695 474	187 259	2 126 019
2833221000	Aluminium sulphate :commercial grade	20 000	80 599	29 000	115 913
2833229000	Aluminium sulphate:other grade	16	126 348	102	104 776
2833240000	Nickel sulphate	32 280	576 907	238 856	4 518 548
2833250000	Copper sulphate	1 192 811	12 131 069	3 015 184	29 419 842
2833270000	Barium sulphate	93 119	1 529 354	152 514	1 494 350
2833291000	Of chromium or zinc	517 594	6 464 767	367 405	3 905 506
2833292000	Tribasic lead sulphate	21 936	420 310	84 455	963 765
2833299000	Other sulphate of other material	321 392	6 409 213	195 147	2 752 697
2833300000	Alums	13 621	301 264	4 766	112 951
2833400000	Peroxosulphates (persulphates)	44 165	1 295 118	76 501	1 606 321
2834100000	Nitrites	121 475	2 204 398	73 131	1 258 661
2834210000	Nitrates of potassium	504 086	1 690 977	525 500	1 762 415
2834290000	Other nitrates	207 476	2 317 781	153 147	2 017 079
2835100000	Phosphinates (hypophosphites) andphosponates (phosphites)	39 611	603 136	154 013	2 401 968
2835220000	Phosphates of mono- or disodium	127 932	2 359 052	234 097	2 505 372
2835240000	Phosphates of potassium	177 257	2 576 654	378 150	4 979 355
2835251000	Dicalcium phosphate, feed grade	1 597 679	35 751 904	768 309	16 291 322
2835259000	Oth hypophosphites, phosphonates andand phosphates, polyphos	291 350	3 676 738	134 100	2 146 417
2835260000	Other phosphates of calcium	2 084 316	16 228 191	1 233 839	10 741 329
2835290000	Other phosphates	271 076	2 484 528	309 720	2 709 330
2835310000	Sodium triphosphate (sodiumtripolyphosphate)	1 264 851	18 648 257	1 241 932	17 337 046
2835391000	Tetranatrium pirofosfat	58 312	550 117	78 229	797 950
2835399000	Other polyphospates	571 110	5 697 852	1 013 967	12 313 842
2836200000	Disodium carbonate	35 037 766	737 725 657	10 105 043	192 956 320
2836300000	Sodium hydrogencarbonate (sodium bicarbonate)	7 036 688	65 771 605	2 643 768	23 224 679
2836400000	Potassium carbonates	988 153	7 554 722	1 006 198	7 355 258
2836501000	Calsium carbonate, food or pharmaceu-tical grade	1 255 833	9 449 551	323 992	3 420 227
2836509000	Calsium carbonate, other grade	9 784 553	60 477 195	1 838 645	13 982 526
2836600000	Barium carbonate	391 477	3 317 026	223 223	2 133 468
2836910000	Lithium carbonates	20	171 308	327	323 150
2836920000	Strontium carbonate	116 002	868 774	74 561	558 049
2836990000	Other carbonates	751 113	8 902 972	804 116	10 388 481
2837110000	Cyanides and cyanide oxides, of sodium	288 004	4 724 627	657 677	9 295 905
2837190000	Other cyanides and cyanide oxides	342	46 665	11 133	470 166
2837200000	Complex cyanides	2	230	31 315	42 926
2839110000	Sodium metasilicates	363 114	2 916 481	830 874	2 013 515
2839191000	Sodium silicates	1 809 699	25 859 680	561 990	7 701 423
2839199000	Other silicates of sodium	785 549	8 256 649	616 259	6 038 523
2839900000	Other silicates; commerial alkali metalsilicates	493 022	7 533 779	528 763	9 802 746
2840110000	Disodium tetraborate (refined borax),anhydrous	0	1 385	0	16 317
2840190000	Other disodium tetraborate (refinedborax)	7 870 863	56 957 613	5 085 250	35 840 244
2840200000	Other borates	21 600	459 322	14 256	529 426
2840300000	Peroxborates (perborates)	16 017	119 255	32 186	172 718
2841300000	Sodium dichromate	40 338	433 580	56 831	680 129
2841500000	Other chromates and dichromates,peroxochromates	1 582	135 826	4 301	564 197
2841610000	Potassium permanganate	40 000	514 137	106 600	1 446 900
2841690000	Other manganit	75	3 155	531	9 091
2841700000	Molybdates	3 223	26 768	16 208	424 713
2841800000	Tungstates (wolframates)	14	14 729	200	48 879
2841900000	Oth salts of oxometallic orperoxometallic acids	33 945	328 409	174 336	1 793 327
2842100000	Double/complex silicates,includ aluminosilicates w.or not chemica	1 590 450	18 264 801	980 896	10 184 103
2842901000	Sodium arsenite	33 889	211 369	33 300	583 146
2842902000	Copper and/or chromium salts	145	96 476	530	40 054
2842909000	Oth salts of inorganic acids/peroxoacid	78 370	782 317	199 536	4 642 481
2843100000	Colloidal precious metals	81	63 027	3 408	2 042 830
2843210000	Silver nitrate	10 218	14 155	27 113	460 168
2843290000	Other silver compounds	8 481	24 867	236 163	2 822 262
2843300000	Gold compounds	1 675	5 690	99 748	2 855 625
2843900000	Other amalgams and other compoundcolloidal precious metals	692	21 142	69 653	1 168 026
2844109000	Ceramic products & mixtures containingenatural uranium	0	3	0	10

I.3. IMPOR MENURUT KOMODITI / IMPORT BY HS COMMODITY
***** OKTOBER/OCTOBER 2011 *****

HS	Uraian Komoditi Commodity Description	Berat Bersih / Net Weight (Kg)		Nilai / Value C.I.F (US\$)	
		Bulan ini Current Month	Kumulatif Cum.Jan. to date	Bulan ini Current Month	Kumulatif Cum.Jan. to date
2844309000	Ceramics products & mixtures containing uranium depleted in u235	5	7	82	184
2844401100	Radium and its salts	40	246	11 476	63 109
2844401900	Other radioactive elements & isotopes & compounds, radioactive r	297	1 040	66 590	240 838
2844409000	Ceramic products & mixtures containing isotop or compound, radio	11 742	32 942	1 045 160	5 832 122
2845100000	Heavy water (deuterium oxide)	0	206	0	352
2845900000	Other isotops other than those heading 28.44	198	7 941	206	35 221
2846100000	Cerium compounds	3 103	33 837	212 541	1 076 009
2846900000	Other compounds, inorganic or organic of rare-earth metal	20	837	592	46 746
2847001000	Liquid hydrogen peroxide, whether or not solidified with urea	2 021 663	10 584 457	1 197 369	5 627 079
2847009000	Hydrogen peroxide, whether or not solidified with urea other form	21 601	475 117	10 810	312 345
2848000000	Phosphides, whether or not chemically defined excluding ferropho	6 016	87 046	59 424	397 268
2849100000	Carbides, whether or not chemically defined of calcium	926 342	9 958 017	743 441	6 408 977
2849200000	Carbides, whether or not chemically defined of silicon	18 328	1 150 597	101 255	2 154 591
2849900000	Carbides, whether or not chemically defined of other material	741	141 224	52 355	645 677
2850000000	Hydrides, nitrides, azides, silicides and borides	144	5 283	19 326	292 698
2852001000	Mercury sulphate	2 210	2 382	6 643	45 454
2852002000	Mercury compounds of a kind used as	0	11	0	3 670
2852009000	Other compounds, inorganic/organic, of mercury, excluding amalga	1 200	1 595	6 422	93 035
2853000000	Liquid, compressed air, other inorganic (incl distil/conductivity wat	129	11 297	1 936	103 471
2901100000	Saturated acyclic hydrocarbons.	215 565	6 664 911	491 237	10 851 209
2901210000	Ethylene	43 435 958	486 970 150	48 854 487	591 724 506
2901220000	Propene (propylene)	28 499 248	163 520 924	39 719 816	230 595 053
2901230000	Butene (butylene) and isomers thereof	4 295 835	17 876 227	7 005 718	30 719 686
2901240000	Buta-1, 3-diene and isoprene	7 330 672	42 460 984	26 204 926	131 951 805
2901291000	Acetylene	57 981	583 628	29 361	657 168
2901299000	Other unsaturated acyclic hydrocarbons	8 263	3 706 113	99 634	6 618 329
2902110000	Cyclohexane	59 926	602 997	166 973	1 361 923
2902190000	Other cyclanes	167 842	1 791 715	481 759	4 336 170
2902200000	Benzene	20 969 620	120 648 219	23 199 870	136 157 354
2902300000	Toluene	17 510 644	102 158 603	22 424 338	120 194 319
2902410000	O-xylene	8 033 653	31 784 336	11 669 298	42 511 421
2902420000	M-xylene	2	3	283	370
2902430000	P-xylene	50 817 747	567 628 361	82 796 891	890 573 595
2902440000	Mixed xylene isomers	1 663 141	30 930 657	2 164 331	37 506 654
2902500000	Styrene	419 656	5 422 859	638 158	8 070 691
2902600000	Ethylbenzene	0	14	0	1 229
2902700000	Cumene	810 125	2 704 290	1 334 770	4 421 912
2902901000	Dodecylbenzene	85 860	782 194	183 392	1 482 700
2902902000	Alkylbenzenes	9 812	163 337	15 355	275 841
2902909000	Other cyclic hydrocarbons.	823 289	6 805 231	1 573 070	12 390 015
2903111000	Methyl chloride used in the manufacture of herbicides	101 845	1 066 183	97 803	1 320 649
2903119000	Other methyl chloride	1 000	2 770	17 300	31 054
2903120000	Dichloromethane (methylene chloride)	626 345	10 411 695	678 942	11 923 390
2903130000	Chloroform (trichloromethane)	371	75 735	17 444	534 615
2903150000	1,2-dichloroethane (ethylene dichloride)	22	5 245 719	360	3 395 776
2903190090	Other halogenated derivatives of hydrocarbons	83 814	783 409	102 513	1 055 721
2903211000	Vinyl chloride monomer (vcn)	21 027 788	114 438 055	18 045 371	110 462 314
2903219000	Other vinyl chloride (chloroethylene)	48 056	477 896	120 655	1 317 486
2903220000	Trichloroethylene	69 951	1 980 588	113 197	4 047 567
2903230000	Tetrachloroethylene (perchloroethylene)	99 542	861 988	213 809	1 680 525
2903290000	Other unsaturated chlorinated derivatives of acyclic hydrocarbons	66 451	580 717	361 821	3 082 654
2903310000	Ethylene dibromide (iso)(1,2-dibromoethane)	70 725	303 227	72 490	739 818
2903390000	Oth fluorinated, brominated/iodinated	108 306	1 094 271	522 992	6 864 614
2903410000	Trichlorofluoromethane	0	38 693	0	218 461
2903430000	Trichlorotrifluoroethanes	0	14	0	89
2903440000	Dichlorotetrafluoroethanes and chloropenta fluoroethane	13 300	26 900	86 450	184 450
2903450000	Other derivatives perhalogenated only with fluorine and chlorine	0	15	0	2 261
2903470000	Other perhalogenated derivatives	0	50 785	0	219 874
2903490000	Derivatives of methane, ethane/propane, halogenated with flourin	364 162	4 648 933	1 206 285	16 519 620
2903510000	1, 2, 3, 4, 5, 6-hexachlorocyclohexane	750	15 850	57 000	218 500
2903590000	Other halogenated derivatives of cyclanic cyclenic/cycloterpenic h	0	26 051	0	121 226
2903610000	Chlorobenzene, o-dichlorobenzene and p-dichlorobenzene	355 776	3 775 761	646 594	6 945 607
2903690000	Other halogenated derivatives of aromatic	79 064	803 695	262 296	2 168 632
2904100000	Derivatives containing only sulphogroups their salts and ethyl este	293 677	2 716 323	618 090	4 590 360
2904200000	Derivatives containing only nitro or only nitroso groups	20 023	204 224	49 890	564 780
2904900000	Other derivatives of hydrocarbons, whether or not halogenated	36 707	426 160	71 578	967 039
2905110000	Methanol (methyl alcohol)	20 131 504	224 815 393	8 292 783	84 829 841
2905120000	Propan-1-ol (propyl alcohol) & propan-2-ol (isopropyl alcohol)	1 131 603	19 444 240	1 634 350	29 719 896
2905130000	Butan-1-ol (n-butyl alcohol)	3 995 091	34 072 010	6 405 764	57 462 766
2905140000	Other butanols	652 172	5 721 450	1 034 042	9 417 436
2905160000	Octanol (octyl alcohol) and isomers thereof	1 207 148	22 428 758	2 416 007	43 778 202

I.3. IMPOR MENURUT KOMODITI / IMPORT BY HS COMMODITY
***** OKTOBER/OCTOBER 2011 *****

HS	Uraian Komoditi Commodity Description	Berat Bersih / Net Weight (Kg)		Nilai / Value C.I.F (US\$)	
		Bulan ini Current Month	Kumulatif Cum.Jan. to date	Bulan ini Current Month	Kumulatif Cum.Jan. to date
2905170000	Dodecan-1-ol (lauryl alcohol), hexadecan-1-ol, and octadecan-1-ol	84 206	653 333	314 912	1 951 113
2905190000	Other sulphonated, nitrated/nitrosated	190 569	6 905 030	380 509	12 759 961
2905220000	Acyclic terpene alcohols	118 228	1 630 819	1 117 097	16 476 310
2905290000	Other unsaturated monohydric alcohols	14 073	249 935	362 612	3 147 677
2905310000	Ethylene glycol (ethanediol)	31 745 102	323 076 592	43 530 098	410 391 687
2905320000	Propylene glycol (propane-1, 2- diol)	3 734 446	25 444 698	6 601 677	47 143 109
2905390000	Other diols	129 580	2 469 981	664 217	8 570 056
2905410000	2-ethyl-2-(hydroxymethyl) propane-1,3-(trimethylolpropane)	17 752	716 102	60 913	1 925 757
2905420000	Pentaerythritol	714 675	4 761 476	1 237 435	7 426 905
2905430000	Mannitol	33 200	304 641	103 737	1 236 548
2905440000	D-glucitol (sorbitol)	383 666	2 681 924	244 838	1 897 432
2905450000	Glycerol	82 951	1 709 381	79 359	2 048 301
2905490000	Other polyhydric alcohols	111 137	800 973	269 683	2 362 800
2905590000	Other halogenated, sulphonated, nitrated derivatives of acyclic alcohols	31 253	178 557	112 296	897 606
2906110000	Menthol	61 357	363 105	1 250 983	8 805 028
2906120000	Cyclohexanol, methylcyclohexanols and dimethylcyclohexanols	0	5 951	0	53 395
2906130000	Sterols and inositols	10 037	174 928	100 850	2 097 143
2906190000	Other cyclanic, cyclenic/cycloterpenic	40 050	459 182	613 733	6 956 385
2906210000	Benzyl alcohol	21 390	315 252	60 225	859 999
2906290000	Other aromatic alcohol	1 584	458 269	22 122	2 741 886
2907110000	Phenol (hydroxybenzene) and its salts	2 685 088	15 544 154	4 488 947	28 073 309
2907120000	Cresols and their salts	122 400	750 519	330 196	1 980 135
2907130000	Octylphenol, nonylphenol and their isomers, salts thereof	32 610	3 961 963	79 763	9 920 665
2907150000	Naphthols and their salts	11 751	132 230	36 473	599 971
2907190000	Other monophenols	70 981	3 015 801	300 846	6 134 047
2907210000	Resorcinol and its salts	42 025	347 362	221 700	1 855 368
2907220000	Hydroquinone (quinol) and its salts	46 880	443 853	481 103	4 602 083
2907230000	4,4-isopropylidenediphenol (bisphenol A, diphenylolpropane) and its salts	55 272	505 036	79 406	1 177 853
2907290000	Other polyphenols; phenol-alcohols	8 720	231 633	74 782	1 373 967
2908110000	Pentachlorophenol (iso)	0	144 029	0	1 037 680
2908190000	Other derivatives containing only halogen substituents and their salts	1 391	13 094	7 222	73 202
2908910000	Dinoseb (iso) and its salts	19 647	119 561	80 552	480 906
2908990000	Other derivatives containing only sulphogroups their salts and esters	7 277	66 333	67 449	405 874
2909110000	Diethyl ether	0	15 594	0	176 555
2909191000	Methyl tertiary butyl ether	11 000	56 090	29 050	175 627
2909199000	Other acyclic ethers and their halogenated	3 757	45 866	37 262	311 716
2909200000	Cyclanic, cyclenic or cycloterpenic ethers & their halogenated derivatives	6 539	124 267	611 004	3 249 002
2909300000	Aromatic ethers & their halogenated, sulphonated, or nitrosated derivatives	58 383	634 660	322 267	5 456 733
2909410000	2,2-oxydiethanol (diethylene glycol, diglycol)	651 021	5 461 331	695 654	6 046 107
2909430000	Monobutyl ethers of ethylene glycol or of diethylene glycol	222 196	12 433 085	417 795	23 798 245
2909440000	Other monoalkylethers of ethylene glycol or of diethylene glycol	713 437	4 994 226	1 735 213	11 523 219
2909490000	Other ether-alcohols, their halogenated, sulphonated, nitrated derivatives	595 549	5 710 458	1 807 055	17 814 959
2909500000	Ether-phenols, ether-alcohol-phenols & their halogenated, nitrated derivatives	3 059	154 981	66 752	1 968 546
2909600000	Alcohol peroxides, ether peroxides, ketone peroxides & their halogenated derivatives	89 813	1 114 475	173 945	2 537 041
2910100000	Oxirane (ethylene oxide)	0	33 615	0	194 900
2910200000	Methyloxirane (propylene oxide)	8	19 492 255	200	34 611 416
2910300000	1-chloro-2,3-epoxypropane (epichlorohydrin)	42 396	419 465	131 216	1 241 714
2910900000	Other epoxides, epoxyalcohols, epoxyphenols & their halogenated derivatives	16 594	26 979	91 052	298 725
2911000000	Acetals & hemiacetals, whether or not with other oxygen function	37 360	132 427	114 963	620 368
2912111000	Formalin	117 609	228 958	57 036	117 424
2912119000	Other methanal (formaldehyde)	0	5	0	147
2912120000	Ethanal (acetaldehyde)	10 382	81 092	41 666	288 318
2912190000	Other acyclic aldehydes without other oxygen function	21 959	1 019 423	302 807	5 447 763
2912210000	Benzaldehyde	1 766	29 318	7 040	111 004
2912290000	Other cyclic aldehydes without other oxygen function	122 878	1 181 958	756 794	8 725 044
2912300000	Aldehyde-alcohols	3 482	70 364	49 396	794 405
2912410000	Vanillin (4-hydroxy-3-methoxybenzaldehyde)	11 844	287 176	170 879	3 374 640
2912420000	Ethylvanillin (3-ethoxy-4-hydroxybenzaldehyde)	5 200	219 093	106 361	4 198 926
2912490000	Other aldehyde-ethers, aldehyde-phenols & aldehydes with other oxygen function	1 670	50 604	23 563	452 716
2912500000	Cyclic polymers of aldehydes	1 502	14 242	11 513	105 470
2912600000	Paraformaldehyde	287 808	6 829 035	248 271	5 878 150
2913000000	Halogenated, sulphonated, nitrated or nitrosated derivatives of products	199	5 274	121	31 948
2914110000	Acetone	3 518 585	19 049 204	3 979 209	20 929 125
2914120000	Butanone (methyl ethyl ketone)	2 303 447	26 867 788	3 778 619	57 202 685
2914130000	4-methylpentan-2-one (methyl isobutyl ketone)	302 005	4 228 527	686 575	8 983 121
2914190000	Other acyclic ketones without other oxygen function	9 578	223 409	106 304	2 970 789
2914210000	Camphor	12 657	345 780	68 703	1 881 602
2914220000	Cyclohexanone and methylcyclohexanones	168 278	2 817 241	368 451	6 621 998
2914230000	Ionones and methylionones	9 164	200 836	165 957	2 820 856
2914290000	Other cyclanic, cyclenic or cycloterpenic ketones without other oxygen function	88 509	1 372 655	1 074 765	16 130 405
2914390000	Other aromatic ketones without other oxygen function	6 209	116 652	73 657	1 508 594

I.3. IMPOR MENURUT KOMODITI / IMPORT BY HS COMMODITY
***** OKTOBER/OCTOBER 2011 *****

HS	Uraian Komoditi Commodity Description	Berat Bersih / Net Weight (Kg)		Nilai / Value C.I.F (US\$)	
		Bulan ini Current Month	Kumulatif Cum.Jan. to date	Bulan ini Current Month	Kumulatif Cum.Jan. to date
2914400000	Ketone-alcohols and ketone-aldehydes	130 776	1 125 504	431 940	3 184 286
2914500000	Ketone-phenols & ketones without otheroxygen function	12 148	136 614	201 343	2 481 267
2914610000	Anthraquinone	1	10 030	25	82 244
2914690000	Other quinones	258	42 889	66 370	853 628
2914700000	Halogenated, sulphonated, nitrated ornitrosated derivatives	867	64 503	10 850	719 114
2915110000	Formic acid	179 864	3 253 680	163 932	2 982 072
2915120000	Salts of formic acid	90 626	1 304 643	40 654	781 355
2915130000	Esters of formic acid	16 629	220 917	75 741	875 318
2915210000	Acetic acid	8 389 169	86 547 495	5 088 620	50 308 530
2915240000	Acetic anhydride	0	167 497	0	284 788
2915290000	Other acetic acid and its salts	185 679	1 887 669	673 375	7 073 606
2915310000	Ethyl acetate	568 848	12 399 149	635 496	13 595 222
2915320000	Vinyl acetate	2 935 221	32 439 086	3 366 008	33 927 813
2915330000	N-butyl acetate	324 402	3 272 480	503 427	5 173 692
2915360000	Dinoseb (iso) acetate	0	967	0	8 277
2915390000	Other esters of acetic acid	821 128	10 582 165	2 299 445	27 705 504
2915400000	Mono-, di- or trichloroacetic acids,their salts and esters	200 274	2 037 121	226 272	2 347 988
2915500000	Propionic acids, its salts and esters	308 063	1 612 300	1 010 762	5 047 281
2915600000	Butanoic acids, pentanoic acids, theirsalts and esters	439 803	2 893 650	1 117 056	7 356 328
2915701000	Palmitic acid, its salts and esters	142 333	2 241 144	468 595	5 435 095
2915702000	Stearic acid	190 516	2 469 241	387 920	4 644 035
2915703000	Salts and esters of stearic acid	377 019	3 607 561	725 410	7 286 658
2915901000	Acetyl chloride	31 670	173 822	117 054	802 427
2915902000	Lauric acid, myristic acid, their saltsand esters	383 757	5 304 475	1 147 913	14 279 429
2915909000	Other saturated acyclic monocarboxylicacids & their anhydrides &	251 023	3 162 272	1 084 522	11 669 901
2916110000	Acrylic acid and its salts	595 483	4 834 573	1 582 533	13 972 018
2916120000	Esters of acrylic acid	3 053 060	22 938 147	8 529 977	67 431 296
2916130000	Methacrylic acid and its salts	117 042	1 144 891	373 163	3 816 428
2916141000	Methyl methacrylate	3 265 056	36 714 949	7 613 202	88 794 524
2916149000	Other esters of methacrylic acid	148 830	1 913 655	588 916	7 140 222
2916150000	Oleic,linoleic or linolenic acids,theirsalts and esters	103 273	906 071	219 825	1 869 823
2916190000	Oth unsaturated acyclic monocarboxylicacids, their anhydrides & f	202 113	1 173 330	1 081 212	6 002 422
2916200000	Cyclanic, cyclenic or cycloaterpenicmonocarboxylic acids, their anhy	98 257	786 351	1 280 844	24 624 312
2916310000	Benzoic acid, its salts and esters	715 674	6 214 530	1 408 095	10 941 871
2916320000	Benzoyl peroxide and benzoyl chloride	118 007	611 088	161 558	873 802
2916340000	Phenylacetic acid and its salt	800	2 313	3 040	15 105
2916350000	Esters of phenylacetic acid	19	5 321	258	328 632
2916360000	Binapacryl (iso)	1	1	37	37
2916391000	2,4-dichlorophenyl acetic acid & ittssalts and esters	181 224	988 899	698 327	3 512 245
2916399000	Other aromatic monocarboxylic acids,their anhydrides, halides & p	40 477	579 846	595 263	4 657 111
2917110000	Oxalic acid, its salts and esters	121 770	1 112 629	175 294	1 201 560
2917121000	Diocetyl adipate (doa)	222 417	2 596 422	533 419	6 947 016
2917129000	Other adipic acid, its salts & esters	24 768	644 878	58 233	2 240 622
2917130000	Azelaic acid, sebacic acid, their saltsand esters	18 195	212 106	92 107	1 166 355
2917140000	Maleic anhydride	34 685	1 072 552	58 693	1 803 524
2917190000	Other acyclic polycarboxylic acids,their anhydrides, halides & pero	91 195	1 629 522	408 935	4 605 546
2917200000	Cyclanic, cyclenic or cycloaterpenicpolycarboxylic acids, their anhyd	44 608	692 433	165 612	1 745 655
2917320000	Diocetyl orthophthalates	432 825	4 290 837	790 713	6 851 118
2917330000	Dinonyl or didecyl orthophthalates	80 000	816 872	185 400	1 941 624
2917340000	Other esters of orthophthalic acid	222 135	2 359 288	608 285	5 595 095
2917350000	Phthalic anhydride	1 792 356	25 585 082	2 422 759	32 989 486
2917360000	Terephthalic acid and its salts	3 347 701	26 621 911	4 142 928	34 686 776
2917370000	Dimethyl terephthalate	0	175 000	0	271 750
2917391000	Triocetyltrimellitate (totm)	1 056	341 158	4 100	849 239
2917392000	Other phthalic plasticizers & esters ofphthalic anhydride	73 671	710 368	137 771	1 324 264
2917399000	Other aromatic polycarboxylic acids,their anhydrides, halides & pe	552 705	5 128 914	1 122 316	10 350 719
2918110000	Lactic acid, its salts and esters	200 897	2 188 126	527 921	4 913 329
2918120000	Tartaric acid	13 000	264 216	46 702	728 771
2918130000	Salts and esters of tartaric acid	46 411	526 304	102 219	1 478 113
2918140000	Citric acid	1 922 050	23 964 382	2 222 288	28 724 081
2918151000	Calcium citrate	194 000	1 103 535	148 287	1 257 876
2918159000	Other salts and esters of citric acid	418 845	6 064 853	733 095	9 055 149
2918160000	Gluconic acid, its salts and esters	340 462	3 454 094	346 009	3 708 256
2918180000	Chlorobenzilate (iso)	0	868	0	14 926
2918190000	Oth carboxylic acids with alcohol function but without other oxyge	157 677	1 267 377	450 528	3 131 817
2918210000	Salicylic acid and its salts	23 807	322 761	77 231	1 120 898
2918220000	O-acetylsalicylic acid,its salts andesters	34 500	292 204	125 400	998 678
2918230000	Other esters of salicylic acid & theirsalts	110 437	1 475 083	350 495	4 885 503
2918291000	Alkyl sulphonic ester of phenol	1	492	2	11 672
2918299000	Other carboxylic acids with phenol function but without other oxy	51 117	643 308	310 780	4 123 395
2918300000	Carboxylic acids with aldehyde/ketonefunction but without other	54 712	435 854	840 825	6 850 776

I.3. IMPOR MENURUT KOMODITI / IMPORT BY HS COMMODITY
***** OKTOBER/OCTOBER 2011 *****

HS	Uraian Komoditi Commodity Description	Berat Bersih / Net Weight (Kg)		Nilai / Value C.I.F (US\$)	
		Bulan ini Current Month	Kumulatif Cum.Jan. to date	Bulan ini Current Month	Kumulatif Cum.Jan. to date
2918910000	2,4,5-t(iso) (2,4,5-trichlorophenoxy)acetic	1 512	106 801	30 750	319 712
2918990000	Oth carboxylic acids with additional oxygen function, their anhydrid	94 719	828 091	741 379	4 974 982
2919100000	Tris(2,3-dibromopropyl) phosphate	16 000	82 113	89 600	413 800
2919900000	Oth.phosphoric esters, their salts, in lactophosphates, their haloge	8 586	337 418	68 974	1 215 986
2920110000	Parathion (iso) & parathion-methyl (iso)	5 338	59 485	37 903	318 167
2920190000	Oth thiophosphoric esters, (phosphorothioates) & their salts	17 735	68 979	58 088	260 035
2920901000	Dimethyl sulphate (dms)	62 335	371 441	46 875	569 259
2920909000	Other esters of other inorganic acids of non metals and their salts	44 598	402 295	113 205	1 167 712
2921110000	Methylamine, di- or trimethylamine and their salts	198 570	1 566 569	275 236	3 137 677
2921190000	Other acyclic monoamines & their derivatives; salts thereof	1 083 140	9 912 500	2 009 207	21 451 810
2921210000	Ethylenediamine and its salts	221 094	2 310 372	721 223	9 120 429
2921220000	Hexamethylenediamine and its salts	15 582	146 349	125 215	909 736
2921290000	Other acyclic polyamines & their derivatives; salts thereof	357 037	3 236 019	1 263 388	10 761 553
2921300000	Cyclanic, cyclenic or cycloterpenic mono- or polyamines, & their der	940 130	7 003 088	2 261 527	15 611 814
2921410000	Aniline and its salts	80 000	1 286 990	256 184	3 467 212
2921420000	Aniline derivatives and their salts	175 195	1 122 557	455 363	3 688 657
2921430000	Toluidines & their derivatives; salts thereof	15	94 074	218	502 882
2921440000	Diphenylamine & its derivatives; salts thereof	4 395	24 383	28 561	232 630
2921450000	1-naphthylamine (alpha-naphthylamine), 2-naphthylamine (beta-n	132 292	652 995	404 539	2 804 570
2921460000	Amfetamine (inn), benzfetamine (inn), dexametamine (inn), etilami	0	10	0	95
2921490000	Oth aromatic monoamines & their derivatives; salts thereof	1 777	50 428	12 465	336 806
2921510000	O-, m-, p-phenylenediam, diaminotoluenes & their derivatives; salt:	227 054	2 702 722	875 131	9 734 732
2921590000	Oth aromatic polyamines & their derivatives; salts thereof	274 826	2 787 186	1 361 037	15 478 250
2922110000	Monoethanolamine and its salts	102 593	1 014 194	178 198	1 732 310
2922120000	Diethanolamine and its salts	78 663	2 541 481	140 013	4 472 355
2922130000	Triethanolamine and its salts	226 973	1 249 304	443 909	2 341 228
2922191000	Ethambutol & its salts, esters & other drv suitable for produc of an	31 164	122 004	512 639	2 918 817
2922192000	D-2-amino-normal-butyl-alcohol	3 465	128 714	20 254	561 965
2922199000	Oth amino-alcohols, phenylpropanolamin hcl, tramadol, ketamin h	95 244	547 482	1 239 252	8 009 131
2922210000	Amino hydroxynaphthalene sulphonic acids and their salts	169 215	2 023 154	561 334	7 475 532
2922290000	Other amino-naphthols & other aminophenols	57 066	753 573	342 266	5 226 370
2922310000	Amfeparamone (inn), methadone (inn) & normethadone (inn); salts	0	140	0	59 500
2922390000	Other amino-aldehydes, amino-ketones & aminno-quinones	2 458	135 199	57 030	1 587 685
2922410000	Lysine and its esters; salts thereof	127 133	3 597 059	703 839	9 395 864
2922421000	Glutamic acid	103 550	340 073	175 650	800 771
2922422000	Monosodium glutamate	1 150 012	15 156 645	1 358 851	19 166 811
2922429000	Salts of glutamic acid	2 005	46 438	39 343	285 488
2922491000	Mephenamic acid and its salts	13 080	808 279	176 169	7 166 536
2922499000	Oth amino acids, o.t.t containing more than one kind of oxygen fun	103 439	2 049 793	1 197 287	14 333 028
2922501000	P-aminosalicylic acid & its salts, ester and other derivatives	34 125	328 951	95 765	1 157 876
2922509000	Oth amino-alcohol-phenols, amino-acidphenols oth amino-comp w	17 505	478 904	527 510	5 159 148
2923100000	Choline and its salts	877 751	8 380 195	1 152 934	10 147 039
2923201000	Lecithins, whether or not chemically defined	666 790	7 064 736	856 884	7 864 344
2923209000	Other phosphoaminolipids	274 585	2 524 028	426 362	4 818 981
2923900000	Oth quarternary ammonium salts and hydroxides	155 626	4 083 764	382 297	8 610 968
2924110000	Meprobamate (inn)	0	19 698	0	70 569
2924120090	Other fluoroacetamide (iso), monocrothopos (iso), phosphamidon	12 165	94 021	33 465	408 189
2924190000	Oth acyclic amides (including acyclic carbamates), & their thrf, salt:	279 245	2 853 885	726 437	7 767 944
2924211000	4-ethoxyphenylurea (dulcin)	355	976	4 280	11 128
2924212000	Diuron and monouron	0	119 906	0	589 422
2924219000	Other ureines & their derivatives; salts thereof	10 808	139 332	76 751	782 617
2924291000	Aspartame	98 700	1 336 050	1 785 578	23 205 721
2924292000	Butylphenylmethyl carbamate, methylisopropyl phenyl carbamate	16 000	666 195	70 400	2 552 878
2924299010	Asetaminophen (paracetamol), salicylmid, ethoxybenzamide	374 269	5 588 780	1 380 951	21 048 234
2924299090	Oth carboxamide-function compounds	83 556	1 476 684	664 461	11 069 874
2925110000	Saccharin and its salts	44 000	429 474	256 300	2 708 259
2925190000	Other imides & their derivatives, salts thereof	319	116 549	4 946	671 555
2925210000	Chlordimeform (iso)	594	7 694	2 712	35 512
2925290000	Other imines and their derivatives; and salts thereof	63 093	497 867	403 608	2 886 775
2926100000	Acrylonitrile	501 380	6 564 754	1 120 673	16 671 097
2926200000	1-cyanoguanidine (dicyandiamide)	6 281	199 205	22 553	376 424
2926900000	Other nitrile-function compounds.	155 525	1 424 966	3 378 186	42 375 262
2927001000	Azodicarbonamide	147 599	1 791 026	326 123	4 247 568
2927009000	Oth diazo-, azo- or azoxy-compounds.	56 873	913 069	132 268	3 135 580
2928001000	Linuron	5 015	11 627	18 894	88 907
2928009000	Other organic derivatives of hidrazine or of hydroxylamine	15 204	400 057	106 545	2 506 576
2929100000	Isocyanates	5 339 584	44 507 243	10 318 531	89 458 997
2929901000	Sodium cyclamate	0	698 000	0	1 395 616
2929909000	Other compounds with other nitrogen function	13	98 168	82 690	580 454
2930200000	Thiocarbamates and dithiocarbamates	213 841	2 765 674	2 454 509	18 108 654
2930300000	Thiuram mono, di or tetrasulphides	1 300	200 149	8 922	631 685

I.3. IMPOR MENURUT KOMODITI / IMPORT BY HS COMMODITY
***** OKTOBER/OCTOBER 2011 *****

HS	Uraian Komoditi Commodity Description	Berat Bersih / Net Weight (Kg)		Nilai / Value C.I.F (US\$)	
		Bulan ini Current Month	Kumulatif Cum.Jan. to date	Bulan ini Current Month	Kumulatif Cum.Jan. to date
2930400000	Methionine	1 761 171	18 973 857	8 030 099	82 955 113
2930500000	Captafol (iso) & methamidophos (iso)	361	3 820	2 310	12 520
2930900000	Other organo-sulphur compounds	1 345 829	10 746 059	5 179 434	42 355 508
2931001000	Tetraethyl lead	203 101	1 532 227	1 722 541	13 345 660
2931002000	N-(phosphonomethyl)glycine and saltsthereof	1 576 382	15 618 520	5 209 155	49 265 746
2931003000	Ethephone	46 726	257 713	195 867	1 063 802
2931004000	Organo-arsenic compounds	15 048	42 260	100 237	236 813
2931009000	Other organo-inorganic compounds	498 082	3 476 263	1 655 342	12 217 179
2932110000	Tetrahydrofuran	257	316 652	4 732	1 326 912
2932120000	2-furaldehyde (furfuraldehyde)	120 952	628 140	349 239	1 752 822
2932130000	Furfuryl alcohol and tetrahydrofurfurylalcohol	132 838	1 081 855	327 070	2 872 778
2932190000	Oth compounds containing an unfusedfuran ring in the structure	7 037	96 599	213 010	4 729 018
2932210000	Coumarin, methylcoumarins ðylcoumarins	5 034	139 387	50 579	1 341 654
2932290000	Other lactones	44 443	1 262 525	572 163	9 264 752
2932920000	1-(1,3-benzodioxol-5-yl) propan-2-one	0	47	0	2 314
2932930000	Piperonal	0	41 200	0	1 072 097
2932950000	Tetrahydrocannabinols (all isomers)	0	60	0	1 800
2932991000	Carbofuran	108 161	1 432 959	1 671 727	20 979 141
2932999000	Other heterocyclic compound withoxygen hetero-atom(s) only.	245 837	1 731 623	1 994 608	17 796 931
2933111000	Dipyrone (antalgin)	5 031	448 065	109 731	4 483 468
2933119000	Other phenazone (antipyrin) and itsderivatives	27 833	326 343	321 300	4 332 994
2933190000	Oth compounds containing an unfusedpyrazole ring in the structur	34 457	338 413	4 200 364	20 020 321
2933210000	Hydantoin and its derivatives	7 330	656 374	40 223	1 429 914
2933291000	Cimetidine	1 569	30 024	49 713	708 982
2933299000	Oth compounds containing an unfusedimidazole ring in the structu	36 216	389 600	760 930	6 739 650
2933310000	Pyridine and its salts	124 487	1 254 257	564 515	6 623 526
2933320000	Piperidine and its salts	0	2	0	148
2933330000	Alfentanil (inn), anileridine (inn),bezitramide (inn), bromazepam (i	4	5	3 321	3 323
2933391000	Chlorpheniramine and isoniazid	10 500	86 566	199 680	1 846 286
2933392000	Isonicotinic acid hydrazide,& its saltsesters,derived of pharmaceut	261	1 758	237 956	430 696
2933393000	Paraquat salts	1 401 851	13 728 725	4 263 327	41 963 133
2933399000	Oth compounds containing an unfusedpyridine ring in the structur	327 995	3 122 087	3 056 231	30 380 755
2933410000	Levorphanol (inn) and its salts	0	25	0	1 250
2933490000	Oth compounds containing in the struc.a quinoline or isoquinoline	31 848	318 554	370 547	5 102 216
2933520000	Malonylurea (barbituric acid) and itsalts	2	70	506	13 915
2933530000	Allobarbital(inn),amobarbital(inn), barbital(inn),butalbital(inn),but	75	1 185	7 875	49 028
2933540000	Other derivatives of malonylurea(barbituric acid), salts thereof	106	153	1 685	10 760
2933591000	Diazinon	5 415	46 348	36 000	352 631
2933599000	Oth compounds contain a pyrimidinering or piperazine ring in the :	24 006	825 979	533 158	16 258 470
2933610000	Melamine	1 162 728	10 297 144	1 727 413	16 653 407
2933690000	Oth compounds containing an unfusedtriazine ring in the structure	549 432	6 492 895	1 068 559	11 854 666
2933710000	6-hexanelactam (epsilon-caprolactam)	4 045 168	35 245 011	14 117 403	115 869 451
2933720000	Clobazam (inn) and methyprylon (inn)	0	108	0	691 244
2933790000	Other lactams	4 202	254 602	96 491	2 612 941
2933910000	Alprazolam(inn), camazepam(inn),chlordiazepoxide(inn), clonazep	163	11 033	75 244	979 866
2933991000	Mebendazole and parbendazole	2 019	69 253	29 743	1 630 465
2933999000	Other heterocyclic compounds with nitrogen hetero-atom(s) only.	145 055	1 391 058	1 363 003	14 499 038
2934100000	Compounds containing an unfusedthiazole ring in the	9 921	138 037	158 334	1 896 589
2934200000	Comp containing in the structure a benzothiazole rind-system, not	130 518	1 498 768	502 564	5 655 993
2934300000	Comp containing in the structure a phenothiazine ring-system,not	21 414	145 993	152 888	1 587 612
2934910000	Aminorex(inn), brotizolam(inn), clotiazepam(inn),cloxazolam(inn),i	0	16 981	0	275 145
2934991000	Nucleic acid and its salts	1 281	73 083	882 807	3 061 923
2934992000	Sultones, sultams, diltiazem	977	52 220	342 469	4 534 969
2934993000	6-amino penicillanic acid	25 921	175 219	285 135	1 318 021
2934999000	Other nucleic acids and their salts,whether or not chemically defin	58 437	1 343 977	2 935 246	40 919 661
2935000000	Sulphonamides.	51 839	1 127 205	1 173 940	21 144 833
2936210000	Vitamins a & their derivatives	12 771	310 902	532 312	9 377 711
2936220000	Vitamins b1 & its derivatives	14 916	267 319	461 706	6 249 998
2936230000	Vitamin b2 & its derivatives	11 685	112 933	548 575	3 882 614
2936240000	D- or dl-pantothenic acid (vit b3or vit b5 & its derivatives)	42 098	410 690	493 029	4 611 803
2936250000	Vitamin b6 & its derivatives	21 601	260 607	542 561	5 074 916
2936260000	Vitamin b12 & its derivatives	1 040	38 131	192 091	3 887 525
2936270000	Vitamin c & its derivatives	127 346	2 464 021	1 171 001	19 470 217
2936280000	Vitamin e & its derivatives	41 236	754 228	1 273 170	16 468 318
2936290000	Oth vitamins & their derivatives	349 324	1 427 627	1 996 792	14 002 648
2936900000	Oth vitamin, incl natural concentrates	257 196	2 543 319	2 115 081	17 918 579
2937190000	Oth polupeptide hormones, proteinhormones	31	301	2 503	127 609
2937210000	Cortisone,hydrocortisone, prednisone &prednisolone (dehydrohy	392	6 886	604 848	4 169 997
2937220000	Halogenated derivatives ofcorticosteroidal hormones	349	5 352	597 043	11 466 012
2937230000	Oestrogens & progestogens	438	6 307	1 149 740	8 917 064
2937290000	Oth steroidal hormones	466	7 506	221 236	5 114 043

I.3. IMPOR MENURUT KOMODITI / IMPORT BY HS COMMODITY
***** OKTOBER/OCTOBER 2011 *****

HS	Uraian Komoditi Commodity Description	Berat Bersih / Net Weight (Kg)		Nilai / Value C.I.F (US\$)	
		Bulan ini Current Month	Kumulatif Cum.Jan. to date	Bulan ini Current Month	Kumulatif Cum.Jan. to date
2937310000	Epinephrine	1	5	5 804	43 903
2937390000	Oth catecholamine hormones	1	3	2 920	26 156
2937400000	Amino-acid derivatives	3 448	89 069	112 495	1 320 506
2937500000	Prostaglandins,thromboxanes &leukotrienes & their derivatives	8	39	10 950	88 338
2937900000	Oth hormones	8	66	23 834	98 965
2938100000	Rutoside (rutin) & its derivatives	105	1 160	613	73 287
2938900000	Oth glycoside, natural or reproduc andtheir salts, ethers, esters &	8 194	24 391	238 734	829 118
2939110000	Concent of poppy straw, buprenorphinecodein,ethylmorphin,etorj	501	2 084	263 000	966 556
2939190000	Oth alkaloids of opium	0	229 947	0	1 396 888
2939200000	Alkaloids of chinchona andtheir derivatives, salts thereof	0	2 104	0	249 543
2939300000	Caffeine & its salts	52 560	406 353	432 261	3 260 863
2939410000	Ephedrine & its salts	150	8 346	6 525	474 914
2939420000	Pseudoephedrine (inn) & its salts	3 027	34 873	206 302	2 012 059
2939490010	Phenylpropanolamine hcl (ppa)	750	25 415	32 750	1 073 285
2939490090	Other ephedrines and their salts	20 000	100 000	5 319	26 895
2939510000	Fenetyline(inn) & its salts	36	560	2 225	31 506
2939590000	Oth theophylline & aminoophylline	2 617	66 458	317 288	2 912 553
2939610000	Ergometrine (inn) & its salts	0	2	0	15 680
2939620000	Ergotamine (inn) & its salts	1	12	3 200	68 193
2939690000	Oth alkaloids of rye ergot	1	136	11 250	533 754
2939919000	Oth cocaine, levometamfetamine	0	100	0	24 000
2939991000	Nicotine sulphate	2	20	5 504	11 121
2939999000	Oth vegetable alkaloids, natural orreproduc by synthesis & their sa	293	73 583	488 366	2 466 374
2940000000	Sugars, chemically pure, oth thansucrose, lactose, maltose	79 774	824 978	275 204	4 313 977
2941101100	Amoxicillins & its salts non-sterile	500	115 331	16 500	4 043 257
2941101900	Oth amoxicillins	72 689	508 852	1 915 688	14 670 505
2941102000	Ampicillin & its salts	3 564	109 452	771 267	10 734 829
2941109000	Other penicillins, their derivatvs withpenicillanic acid structure; sal	14 367	84 007	896 467	9 357 925
2941200000	Streptomycins & their derivated, saltthereof	1 768	44 692	36 010	462 984
2941300000	Tetracyclines & their derivated, saltthereof	29 525	252 135	572 792	4 723 465
2941400000	Chloramphenicol & its derivated, saltthereof	14 200	138 803	509 679	4 410 244
2941500000	Erythromycin & its derivated, saltthereof	4 308	56 194	390 104	5 827 799
2941900000	Oth antibiotics(rifampicin, cephalosporin, their deriv,salts thrf, qui	55 052	1 179 583	3 339 585	49 590 034
2942000000	Oth organic compounds.	140 669	2 651 239	2 078 742	15 436 647
3001200000	Extracts of glands or oth organsor of their secretions	23 987	116 544	260 965	1 058 168
3001900000	Oth human or animal substanc. prepar.for therapeutic/prophylact	112 903	145 661	459 170	945 782
3002101000	Plasma protein solution	1 323	11 612	396 148	2 734 488
3002102000	Antisera & modified immunologicalprods with or not obtain	174	6 625	231 272	5 746 277
3002109000	Oth antisera & blood fractions & modifimmunological prods	6 014	81 612	2 313 787	21 020 794
3002202000	Pertusis, measles, meningitis a/c& polio vaccine	293	15 392	12 158	9 161 924
3002209010	Hepatitis vaccine	3 174	13 466	678 551	3 593 711
3002209090	Oth vaccine for human medicine	10 365	55 966	2 735 381	24 801 797
3002300000	Vaccines for veterinary medicine	93 318	595 801	3 223 682	27 018 802
3002900000	Oth human blood; animal blood prepfor therapeutic	8 151	216 926	761 910	9 722 113
3003101000	Medicaments cont amoxicillin (inn) notput up in measur doses-for	0	45 240	0	1 034 780
3003109000	Oth medicam cont penicllins or drv notput up in measur. doses - fr	222	2 881	86 270	312 302
3003200000	Medicaments cont oth antibiotics	100	3 261	128 426	1 489 394
3003390000	Oth medicaments cont hormones oroth prod. - for retai sale	13 175	96 323	131 165	674 206
3003400090	Oth medicaments cont alkaloids orderivated thrf but not cont hor	1 143	17 974	288 418	1 465 986
3003900000	Oth medicaments cont >=2 constituent	1 446	455 271	578 334	9 657 809
3004101600	Containing ampicillin,amoxycillin orsalts thereof, of a kind taken or	0	3 627	0	151 608
3004101900	Oth medicam cont penicillins or drv putup in measured doses-for r	147	139 270	210 405	1 802 099
3004102100	Medicam cont streptomycs-ointmentput up in measur doses-for r	0	21	0	676
3004102900	Medicam cont oth streptomycins ortherderivat other than ointme	741	15 848	180 971	1 516 623
3004203100	Medicam cont erythromycin or drvthereof for taking orally	180	20 426	53 983	481 315
3004203200	Medicam cont erythromycin or drvthereof ointment	0	3	0	98
3004203900	Medicaments cont erythromycin or drvother for taking oralling or	0	562	0	53 818
3004207100	Medicam cont tetracyclilns or drvthereof for taking orally	0	95	0	5 204
3004207900	Medicam cont chloramphenicols or drvother for taking oralling or	1 553	71 515	64 805	1 138 542
3004209100	Medicam cont linc, sulf,iso,pyr or drvthereof for taking orally	450	22 745	282 473	2 803 662
3004209900	Medicam cont gentamycins or drvthereof for injection	19 245	235 348	781 339	10 106 960
3004310000	Medicam cont insulin-but not contantibiotics	3 545	37 072	1 579 035	16 472 133
3004324000	Containing hydrocortisone sodiumsuccinate or fluocinolone acetoi	383	597	1 695	3 054
3004329000	Medic cont oth corticosteroid hormone	466	15 672	80 440	2 067 244
3004390000	Oth medicam cont hormon, adrenalin, othprod of hd 29.37, not cc	2 739	753 390	570 804	9 439 331
3004401000	Medicam cont morphine/its derivativesfor injection	888	2 462	91 834	233 578
3004403000	Medicam cont quinine sulphate orbisulphate, for taking orally	0	6 223	0	21 295
3004404000	Medicamt cont quinine or its salts &antimalaria substances	0	6 358	0	408 717
3004405000	Medicam cont papaverine or berberine	500	500	53 000	53 000
3004409010	Medicaments cont morphine or its drv,for taking orally	460	1 264	327 053	654 754
3004409090	Medicaments cont morphine or its drv,not for taking orally	28 633	161 025	289 836	2 973 524

I.3. IMPOR MENURUT KOMODITI / IMPORT BY HS COMMODITY
***** OKTOBER/OCTOBER 2011 *****

HS	Uraian Komoditi Commodity Description	Berat Bersih / Net Weight (Kg)		Nilai / Value C.I.F (US\$)	
		Bulan ini Current Month	Kumulatif Cum.Jan. to date	Bulan ini Current Month	Kumulatif Cum.Jan. to date
3004501000	Oth medicam cont syrups & drops ofvitamins of a kind suitable for	12 801	68 825	61 636	580 963
3004508100	Medicam cont b complex vitamins	0	5 110	0	34 089
3004508900	Medicam cont oth b complex vitamin	5 818	31 994	397 204	1 872 690
3004509000	Oth medicaments cont vitamins oroth prods of heading 29.36	25 940	228 720	699 747	7 517 529
3004901000	Specialised medicines for cancer,aids or oth intractable diseases	5 478	118 789	2 409 355	27 496 000
3004902000	Oth medicam t put up in measuredosesclosed sterile water for	0	11 678	0	909 267
3004903000	Antiseptics	10 161	255 931	69 357	1 479 575
3004904900	Oth anaesthetics cont ketaminlidocain	546	28 211	87 928	2 155 995
3004905100	Analgesics,antipyretics & oth medicamcont acetyl salicylic acid	1 166	3 436	64 262	194 329
3004905900	Oth analgesics, antipyretics & medcont chlorp maleat,diclof, tram:	814	38 262	134 247	2 797 906
3004906000	Antimalarials cont artemisinin,primaqartesunate or chloroquine (i	555	566	102 740	103 142
3004907000	Anthelmintic cont piperazine,dichloro-phen or mebenda zole (inn,	0	3 446	0	12 500
3004908000	Transdermal therapeutic systems (tts)patches for cancer or heart c	1 528	6 960	143 185	558 628
3004909100	Oth medicam put up in measur doses-cont sulpiride(inn),cimetidin	658 335	6 495 610	1 127 376	7 827 527
3004909200	Oth medicam put up in measur doses-cont piroxicam(inn) or ibupr	3 487	60 661	63 764	1 209 262
3004909910	Oth medicam put up in measur doses-doses cont phenobarbital,	94	26 304	54 326	1 031 844
3004909990	Oth infusio fluids; nutritional orelectrolytic solutions	253 881	4 449 475	15 735 981	179 447 078
3005101000	Adhesive dressing & oth articles coverimpregnant w/ pharmaceuti	7 303	99 757	137 188	1 746 000
3005109000	Oth adhesive dressings & otharticles having an adhesive layer	6 903	73 562	123 504	1 457 334
3005901000	Bandages	24 733	206 814	377 617	3 312 911
3005902000	Gauze	19 993	138 152	148 977	1 044 851
3005909000	Oth wadding, impregnat/coated withpharmaceutic subst or put up	5 016	72 831	181 126	2 503 796
3006101000	Sterile absorbable surgical or dentalyarn; sterile surgical or dental	3 757	35 271	89 378	677 278
3006109000	Sterile surgical catgut,similar sterilesuture matt & sterile tissue	5 669	72 894	503 313	8 060 648
3006200000	Blood-grouping reagents	463	7 220	114 932	1 806 178
3006301000	Barium sulfate (for taking orally)	52 000	119 695	14 560	34 903
3006302000	Reagents of microbial origin forveterinary	16	905	1 859	86 624
3006303000	Oth microbial diagnostic reagents	11	2 019	559	26 385
3006309000	Oth opacifyng prep for x-ray exam,diagnostic reagents design to b	5 240	707 916	237 415	3 354 680
3006401000	Dental cements & oth dental fillings	4 812	48 385	28 972	537 688
3006402000	Bone reconstruc cements	18	414	1 351	44 108
3006500000	First-aid boxes & kits	249	8 109	2 928	125 915
3006600000	Chemical contraceptive prebased on hormones	0	63 156	0	2 548 087
3006700000	Gel prep designed to be used in humanor vet medic for parts of th	8 201	59 563	110 474	2 396 424
3006910000	Appliances identifiable for ostomy use	66	966	16 065	202 712
3006920000	Waste pharmaceuticals	0	1 308	0	2 124
3101001100	Supplement fertilizers in liquid form,not chemical treat-of solely v	27 281	314 817	36 851	802 774
3101001900	Oth thn supplemnt fertilizr in liquidform,not chemicl treat solely v	413 968	3 473 751	109 822	1 885 121
3101009100	Oth animal or vegetable fertilisers,supplement fertilizers in liquid f	0	21 140	0	92 100
3101009900	Oth animal or vegetable fertilisers,oththn supplemnt fertilizr in liq	0	42 000	0	11 214
3102100000	Urea, with or not in aqueous solution	1 046	53 990 786	11 880	21 375 428
3102210000	Ammonium sulphate	59 160 194	389 153 061	15 045 457	84 054 311
3102290000	Oth double salts & mix of ammoniumsulphate & ammonium nitrat	3	146 311	79	125 670
3102300000	Ammonium nitrate, with or not inaqueous solutions	55 384 560	387 416 138	33 276 512	228 797 394
3102400000	Mixt of ammonium nitrate with calciumcarbonate or oth inorganic	288 800	1 898 414	98 601	642 979
3102500000	Sodium nitrate	455 081	6 212 557	250 338	3 294 062
3102600000	Double salts & mixtures of calciumnitrate & ammonium nitrate	1 218 540	11 669 456	458 266	4 390 438
3102900000	Oth mineral or chem fertilisers,nitrogenous inc mixt	321 875	1 978 386	149 036	1 097 504
3103101000	Superphosphates, feed grade	0	886 169	0	471 385
3103109000	Other suoerphosphates	61 378 250	369 310 522	29 179 007	175 038 193
3103901000	Calcined phosphatic fertiliser	198 400	289 505	122 016	236 901
3103909000	Oth mineral or chemical fertilisers,phospatic	46 982 519	1 016 359 481	6 635 305	113 737 124
3104200000	Potassium chloride	264 042 510	2 627 027 434	131 989 216	1 190 243 610
3104300000	Potassium sulphate	41 533	4 505 443	29 446	2 496 902
3104900000	Oth potassium salts	3 491 789	90 498 566	2 090 880	42 266 681
3105100000	Mineral or chemic fertilisers,tablet orsimilar forms-pack of a weigt	6 098	1 417 575	32 534	817 200
3105200000	Mineral or chemical fertiliser cont theelements nitro,phosphor & p	26 233 980	213 650 900	16 622 958	129 132 371
3105300000	Diammonium hydrogenorthophosphate(diammonium phosphate)	23 176 124	64 362 248	13 745 370	39 578 331
3105400000	Ammonium dihydrogenorthophosphate(monoammonium phosph	23 722	8 945 671	47 542	5 684 069
3105510000	Oth mineral or chemical fertiliserscont nitrates & phosphates	12 697 358	24 902 913	5 667 217	10 601 493
3105590000	Oth mineral or chemical fertiliserscont nitrogen & phosphorus	2 050 316	11 287 043	2 158 601	10 642 599
3105600000	Mineral or chemical fertilisers contelements phosphorus & potassi	2 378	343 838	1 093	337 598
3105900000	Oth mineral or chemical fertilisers, intablets or in pack < 10kg	2 468 398	8 408 193	1 291 214	5 097 104
3201100000	Quebracho extract	3 653	123 811	3 900	254 538
3201200000	Wattle extract	22 230	356 255	30 681	499 747
3201901000	Gambier	0	8	0	99
3201909000	Oth tanning extract of vegetable origintannis & their salts, esters &	17 626	68 375	56 447	271 606
3202100000	Synthetic organic tanning substances	187 667	2 697 085	454 733	4 993 079
3202900000	Oth inorgan tanning subst;tanning prepwith or not cont natural ta	174 705	2 420 253	244 996	3 328 460
3203001000	Coloring matter of vegetable or animalsuitable for use in food or d	4 306	93 813	121 775	1 926 258
3203009000	Oth coloring matter of vegetable oranimal not suitable for use in f	70 901	82 859	227 833	1 159 634

I.3. IMPOR MENURUT KOMODITI / IMPORT BY HS COMMODITY
***** OKTOBER/OCTOBER 2011 *****

HS	Uraian Komoditi Commodity Description	Berat Bersih / Net Weight (Kg)		Nilai / Value C.I.F (US\$)	
		Bulan ini Current Month	Kumulatif Cum.Jan. to date	Bulan ini Current Month	Kumulatif Cum.Jan. to date
3204111000	Disperse dyes crude & prep based& preparat based thereon, crude	330 756	7 115 946	1 425 094	42 001 240
3204119000	Other disperse dyes and preparationbased theron	458 617	6 131 150	2 505 366	32 019 705
3204121000	Aciddyes whether or not premetallised	61 862	807 811	424 562	4 514 337
3204129000	Oth acid dyes whether or not premetallised & preparation based t	18 869	424 806	162 058	2 748 286
3204130000	Basic dyes & preparat based thereon	19 755	758 370	176 282	3 073 468
3204140000	Direct dyes & preparat based thereon	283 146	3 485 971	1 423 154	13 095 660
3204150000	Vat dyes (incl those usable in thatstate pigments) & prep based th	67 953	1 683 011	378 365	11 928 896
3204160000	Reactive dyes & preparations basedthereof	535 597	6 888 654	2 310 025	31 567 186
3204170010	Synthet organ pigment in powder form	714 573	8 763 490	7 135 425	74 385 692
3204170090	Other pigments & preparat basedthereon	594 979	7 061 226	2 929 133	37 340 347
3204190000	Oth synthetic organic coloring matter,incl mix of coloring	433 153	4 397 691	1 424 555	15 013 493
3204200000	Synthetic organic prods of a kindused as fluorescent brightening a	334 309	3 113 893	1 064 215	19 271 966
3204900000	Oth synthetic organic coloring,matter, w/ or not chemically define	276 392	3 024 144	1 250 449	11 503 754
3205000000	Color lakes; preparat as specified inbased on color lakes	162 366	1 352 107	455 835	4 752 911
3206111000	Pigment base on titanium dioxidecont weight >= 80 %, on dry mat	4 690 628	57 479 570	17 405 802	183 699 443
3206119000	Preparate base on titanium dioxide,cont weight >= 80 %, on dry m	111 721	3 141 780	463 362	11 843 948
3206191000	Pigment base on titanium dioxidecont weight < 80 %, on dry matt	198 091	1 939 160	519 550	5 951 395
3206199000	Preparate base on titanium dioxide,cont weight < 80 %, on dry ma	221 324	1 873 930	1 279 915	9 848 279
3206201000	Chrome yellow,chrome green,molybdatorange/red base on chrom	82 796	932 592	326 043	4 173 079
3206209000	Oth pigments & prep based onchromium compounds	42 578	257 799	201 896	2 186 294
3206411000	Preparations of inorganic pigmentsultramrine pre based thereon	3 883	67 882	14 328	341 552
3206419000	Oth ultramarine & preparationsbased thereon	135 981	1 358 845	216 889	2 337 096
3206421000	Prep of inorganic pigments- litophonebased on sulphide	27 685	190 701	39 555	222 992
3206429000	Oth litophone & oth pigments & prepbased on sulphide	0	647 327	0	626 668
3206491000	Prep of inorganic pigment based on othhexacyanoferrat (ferro&fe	58 087	2 097 524	243 964	5 857 077
3206499000	Oth pigment & prep based on hexacyanoferrates(ferrocyanides &	226 419	2 632 707	2 176 589	19 789 033
3206501000	Prep of inorganic pigment of akind used luminophores	21 790	279 541	124 080	2 019 449
3206509000	Oth inorganic prods of a kindused as luminophores	109 739	1 161 966	958 981	7 119 411
3207100000	Prepared pigments, prep opacificersprep colors & similar prep	743 546	9 971 781	3 376 800	34 383 805
3207201000	Enamel frits	334 291	4 299 157	432 108	5 588 568
3207209000	Oth vitrifiable enamels & glazes,engobe (slips) similar prep	677 599	8 211 612	896 009	28 655 256
3207300000	Liquid lustres & similar preparations	60 000	433 163	306 492	3 003 202
3207400000	Glass frit & oth glass, in the formof powder granules or flakes	6 247 412	68 979 406	3 615 154	39 080 595
3208101100	Varnishes>100-c hr, based on polyesterfor dental use, dispersed in	220	4 755	1 468	41 029
3208101900	Oth varnishes based on polyesters<100-c hr, disper in a nonaqueou	59 897	535 579	441 066	2 960 850
3208109000	Other paints & varnishe (incl enamels & lacquers polyester dispers,	520 125	4 197 235	2 589 063	22 035 150
3208204000	Anti-fouling/anti-corrosive paints forships hull base on acrylic/viny	242 907	1 539 586	720 085	5 270 971
3208207000	Varnishes (including lacquers), of akind used in dentistry	972	114 864	2 707	359 995
3208209000	Other paints & varnishes (incl enamels&lacquers) based on acrylic,	536 589	5 551 952	3 268 190	26 813 884
3208901100	Varnishes (incl.lacquers),exceed >=100Cheat-resistant used in den	4 780	42 439	76 379	392 423
3208901900	Varnishes (incl.lacquers),exceed >=100Cheat-resistant used in oth	289 263	3 249 091	1 842 179	17 262 724
3208902100	Varnishes (incl.lacquers),exceed <100Cheat-resistant used in denti	123	14 839	800	29 689
3208902900	Varnishes (incl.lacquers),exceed <100Cheat-resistant used in oth tl	130 965	1 576 837	638 524	11 562 835
3208909000	Oth paints & varnishesdispersin a nonaqueous	531 313	5 792 405	3 248 021	33 934 697
3209101000	Varnishes(inc lacquer)>100C hr-acrylicvinyl polymer, dispers in a a	134 352	1 822 924	332 946	5 297 341
3209104000	Leather paints-based on acrylic orvinyl polymers dispers in a aque	5 556	82 861	21 536	283 542
3209105000	Anti-fouling/corrosive paints for shipshulls-acrylic/vynil polymers	36 275	305 483	131 288	981 967
3209109000	Oth paints & varnishes dispersa aqueous medium	205 032	2 830 554	661 995	8 046 738
3209900000	Oth paints based on others varnishesdispers in a aqueous medium	364 847	5 395 582	1 519 410	18 097 754
3210001100	Varnishes (incl lacquers) > =100C hrof a kind used for finishing leat	74	11 603	162	63 091
3210001900	Varnishes (incl lacquers) < 100C hrof a kind used for finishing leath	19 475	346 114	67 332	1 268 178
3210003000	Prepared water pigments of a kindused for finishing leather	12 658	304 542	30 358	964 049
3210005000	Polyurethane tar coatingof a kind used for finishing leather	28 345	279 289	189 280	1 887 896
3210009000	Other paints & varnishesof a kind used for finishing leather	181 443	2 038 421	642 342	6 560 114
3211000000	Prepared driers	162 615	1 245 711	488 261	4 216 678
3212100000	Stamping foils	65 831	692 996	584 210	5 046 554
3212901100	Aluminium paste	220 568	1 758 755	1 488 134	12 202 852
3212901200	Oth pigments (incl metallic powder & flakes),for leather-dispers,no	41 472	337 367	147 421	1 155 461
3212901900	Oth pigments (incl metallic powder & flakes), dispers in non-aqueo	63 249	1 193 801	546 186	7 551 342
3212902100	Dyes or oth coloring matter in formsfor ret sale-suitable for food c	0	889	0	3 054
3212902900	Oth dyes or oth coloring matter informs or pack for retail sale	54 470	437 781	501 656	3 536 413
3213100000	Colors in set, in tablet, tubes, jars,bottles, pans or in similar forms/	70 572	817 031	249 237	3 049 358
3213900000	Oth artist, students or signboard, intablet,tubes,jars,bottles, pans	18 582	261 289	37 247	666 512
3214100000	Glaziers putty, grafting putty, cementscaulking compound	579 462	4 333 209	2 376 432	18 081 104
3214900000	Oth painters fillings; non-refractorysurfacing preparat for facades	658 608	6 641 108	2 516 539	18 206 320
3215111000	Printing uv curable inks-black	8 288	107 781	78 141	1 017 253
3215119000	Printing other than uv curable inks-black	205 808	1 545 179	4 026 953	27 560 812
3215190000	Printing inks, other than black	624 278	6 610 940	4 969 432	48 646 474
3215901000	Carbon mass for one time carbon paper	100	73 650	3 238	196 787
3215906000	Drawing ink and writing ink	44 234	328 746	377 459	2 624 590
3215909000	Oth printing ink, writing/drawing inkwith or not concentrated or si	70 130	975 248	780 021	9 375 183

I.3. IMPOR MENURUT KOMODITI / IMPORT BY HS COMMODITY
***** OKTOBER/OCTOBER 2011 *****

HS	Uraian Komoditi Commodity Description	Berat Bersih / Net Weight (Kg)		Nilai / Value C.I.F (US\$)	
		Bulan ini Current Month	Kumulatif Cum.Jan. to date	Bulan ini Current Month	Kumulatif Cum.Jan. to date
3301120000	Pharmaceutical grade - of orange andoth essential oils of orange	36 003	520 041	355 580	4 063 995
3301130000	Pharmaceutical grade - of lemone andoth essential oils of lemone	1 583	110 742	25 914	2 970 935
3301190000	Other essential oils of citrus fruit	137 009	1 901 415	255 262	3 814 828
3301240000	Essential oils - of peppermint(mentha piperita)	1 961	54 096	53 005	1 035 439
3301250000	Pharmaceutical grade - of oth mintsoth essential oils of oth mints	19 111	283 420	47 815	1 378 805
3301291100	Pharmaceutical grade of lemon grass ofcitronela, cinnamon, ginge	0	103	0	4 928
3301291200	Pharmaceutical grade of sandalwood	15	1 346	1 415	2 270
3301291900	Oth pharmaceutical grade-essential oilsoth than those of citronelk	117 932	1 845 015	869 138	20 170 783
3301299100	Oth pharmaceutical grade of lemongrass of citronella, cinnamon, c	0	46 747	0	97 875
3301299900	Oth essential oils-oth thanpharmaceutical grade	63 927	525 777	1 038 450	8 952 582
3301300000	Resinoids	1 278	78 990	75 386	962 319
3301901000	Aqueous distillates & solutions ofessential oils suitable for medicu	638	73 423	20 645	263 631
3301909000	Oth essential oils (terpeneless or not),incl concretes& absolutes; r	38 038	544 673	568 136	8 170 422
3302101000	Odoriferous alcoholic prep for thealcohol beverages, liquid form	0	3 000 000	0	1 703 475
3302109000	Oth mixed of odoriferous of a kind usedin the food or drink indust	234 920	1 627 655	2 224 291	19 689 446
3302900000	Oth prep based on odoriferous substancesfor the manufacture of l	1 250 662	15 574 607	20 859 502	235 041 297
3303000000	Perfumes & toilet waters	113 492	1 223 314	8 012 767	64 164 637
3304100000	Lip make-up preparations	21 656	318 879	629 288	7 977 632
3304200000	Eye make-up preparations	21 262	369 014	457 735	9 012 900
3304300000	Manicure or pedicure preparation	1 768	21 177	8 471	267 112
3304910000	Powders, whether or not compressed	104 044	928 163	663 860	8 271 556
3304991000	Face & skin creams & lotions	486 896	4 098 671	4 157 682	44 360 577
3304992000	Anti-acne creams	0	996	0	26 628
3304999000	Oth beauty/make-up prep & prep for thecare of the skin (oth than	170 733	1 385 478	1 793 572	20 253 715
3305100000	Anti-mycosis shampoos & othershampoos	2 596 605	24 656 236	12 165 350	110 015 847
3305200000	Preparat for permanent waving orstraightening	1 176	266 500	10 553	1 264 407
3305300000	Hair lacquers	49 899	315 540	136 990	1 600 419
3305900000	Others preparations for use on the hair	423 141	3 771 567	2 464 763	20 886 729
3306101000	Prophylactic pastes & powders	188 195	1 311 823	917 662	7 439 207
3306109000	Others dentifrices	12 388	72 162	60 815	370 496
3306200000	Yarn used to clean between the teeth(denital-floss)	0	6 454	0	123 098
3306900000	Oth prep for oral/dental hygiene, incl.denture fix-ative pastes & p	1 890	727 722	18 099	1 679 904
3307100000	Pre-shave, shaving or after-shavepreparations	2 986	168 764	41 685	3 953 254
3307200000	Personal deodorants & antiperspirants	44 459	808 092	364 458	7 656 403
3307300000	Perfumed bath salts & oth bathpreparations	186 983	988 936	336 082	2 088 409
3307410000	Oth agarbatti & oth odoriferous prep.which operate by burning	481 251	3 559 004	376 985	3 159 403
3307491000	Room perfuming preparations	91 124	512 462	428 855	6 320 131
3307499000	Oth prep for perfuming or deodor rooms,incl odoriferous preparat	83 679	419 437	258 729	1 816 453
3307901000	Animal toilet preparations	1 721	49 392	2 490	103 819
3307902000	Contact lens solution	24 159	662 238	65 393	2 302 111
3307903000	Papers & tissues, impregnated or coatedwith perfume or cosmetic	9 336	215 797	80 815	657 676
3307904000	Other perfumery or cosmeticsincluding depilatories	48	119 893	6 210	824 350
3307909000	Oth pre-shave, cosmetic or toilet prep,prep rooms deodorisers, w	1 325	102 196	62 847	1 149 202
3401111000	Soap, organic surface-active-for toiletuse-medicated prods	19 674	218 976	32 123	315 061
3401112000	Bath soap	328 759	2 833 984	782 618	5 437 921
3401113000	Oth toilet use,of felt or nonwovens, impregnated,coat with soap o	22	332	108	9 508
3401119000	Oth soap & organic surface fortoilet use	11 003	86 278	41 369	378 754
3401191000	Oth than for toilet use-felt/nonwovensimpregnated,coat with soap	182	9 743	8 008	114 275
3401199000	Oth soap & organic surface other thanfor toilet use	0	4 331	0	25 122
3401201000	Soap in oth form for flotation deinkingor recycled paper	0	43 546	0	462 307
3401209000	Soap in oth forms, other than chips	247 642	4 053 271	467 645	7 490 592
3401300000	Organic surface-active prods & prep forwashing in the liquid, put f	63 161	432 439	463 438	4 623 859
3402111000	Organic surface-active agents, with/notfor retail sale; sulphated fa	125 845	574 484	281 561	1 696 771
3402112000	Wetting agents used in the manufactureof herbicide	171 324	1 234 422	628 961	3 730 724
3402119000	Oth anionic-organic surface-active agentwith or not put up for ret	415 594	6 047 839	1 249 686	15 574 131
3402121000	Wetting agents used in the manuf offerbiced-cationic	54 469	371 341	164 359	817 203
3402129000	Oth cationic-organic surface-activeagent with/not put up for retail	708 204	8 491 038	2 110 272	23 981 668
3402130000	Organic surface-active agents,with ornot for retail sale; non-ionic	1 371 448	16 723 630	4 312 802	48 649 334
3402190000	Oth organic surface-active agents,withor not up for retail sale	647 314	8 786 620	2 308 339	23 618 327
3402201100	Anionic surface active prep. in liquidform-put up for retail sale	127 408	1 640 540	244 281	2 764 043
3402201200	Anionic washing prep & cleaning prep,incl bleach cleans,liquid forr	92 822	1 087 082	373 448	3 709 106
3402201300	Oth surface active preparations- inliquid form, for retail sale	80 469	668 722	89 190	952 106
3402201900	Oth wash prep & clean prep,incl bleachcleans & degreas prep,liqui	181 332	2 105 973	634 848	6 981 781
3402209100	Anionic surface active prep. oth thanin liquid form-for retail sale	1 085	113 505	9 953	99 600
3402209200	Anionic washing prep &clean prep, inclbleach,cleans-oth than liqui	0	20 851	0	7 590
3402209300	Oth surface active preparation-oth thanin liquid-for retail sale	327	60 470	17 013	247 967
3402209900	Oth wash prep & clean prep,incl bleachcleans, oth than liquid, ret	63 848	1 103 533	292 002	3 700 673
3402901100	Anionic surface active preparat-liquidnot put up for retail sale	171 485	3 409 223	584 862	9 497 188
3402901200	Oth anionic wash prep & clean prep,incl bleach,liquid,not for retail	435 183	2 916 390	976 076	7 724 571
3402901300	Anionic washing prep.or cleaningincl.bleaching, cleansing or degre	851 155	4 754 379	1 194 774	7 702 021
3402901400	Oth organic surface active in liquidform, wetting agents	3 033	192 335	11 127	501 981

I.3. IMPOR MENURUT KOMODITI / IMPORT BY HS COMMODITY
***** OKTOBER/OCTOBER 2011 *****

HS	Uraian Komoditi Commodity Description	Berat Bersih / Net Weight (Kg)		Nilai / Value C.I.F (US\$)	
		Bulan ini Current Month	Kumulatif Cum.Jan. to date	Bulan ini Current Month	Kumulatif Cum.Jan. to date
3402901500	Oth organic surface active in liquidform, not wetting agents	88 039	1 721 731	785 143	13 243 704
3402901900	Oth wash prep & clean prep,incl bleachcleans, in liquid-not for ret	146 236	2 054 048	427 574	6 772 374
3402909100	Anionic surface active preparations,oththan liquid- not for retail sa	12 423	145 515	44 032	450 398
3402909200	Anionic wash prep & clean prep,inclbleach,cleans-not liquid-not re	111 456	1 220 324	379 911	2 812 006
3402909300	Anionic surface-active prep,not liquidform not for retail sale	293 733	3 267 219	411 413	4 727 164
3402909400	Anionic surface-active prep, not liquidform, wetting agents not for	678	109 493	2 712	265 571
3402909500	Anionic surface-active prep, not liquidform,not wett agents not for	89 864	6 525 045	396 973	13 504 744
3402909900	Oth wash/lean prep,incl bleach cleansoth than liquid-not for retail	232 724	2 999 563	852 331	10 325 229
3403111100	Liquid lubricating oil prep, for treatmf of textile,or oth materials, co	71 291	882 671	291 177	2 441 170
3403111900	Oth liquid preprtion for the treatmenttextile or oth materials, con	42 833	297 143	162 104	809 068
3403119000	Oth prepar for the treatment of textilematerials,oth than liquid,co	205 417	1 975 590	599 109	6 233 478
3403191100	Liquid oil for aircraft engine cont.petroils/oils obtain. bituminous r	0	31 451	0	270 835
3403191200	Other liquid prep content silicone oil,cont petrole oils,or bitumino	96	118 788	2 279	550 916
3403191900	Other liquid for other purposes contpetrol oil or bituminous miner	2 199 828	31 457 236	6 191 254	76 222 303
3403199000	Oth lubricating prep cont petroleum oil	1 149 748	8 946 498	3 596 483	27 626 050
3403911100	Liquid prep cont silicone oil-for treatof textile,or oth matt,not con	27 367	551 604	94 235	2 533 680
3403911900	Liquid prep for treatment of textilemater,not cont petroleum oil &	148 027	2 529 892	813 544	8 172 808
3403919000	Liquid preparat for treatment of textilor the materials, not cont pe	657 851	6 628 964	1 834 417	18 347 138
3403991100	Liquid oil for aircraft engine not contpetroleum oils or oils obtain k	0	16 534	0	115 074
3403991200	Other liquid prep content silicone oilcont petrol oil,or bituminous i	33 185	34 198	96 453	107 140
3403991900	Other liquid for other purpose not contpetroleum oil or bituminou	42 475	587 843	177 502	2 017 559
3403999000	Preparat for treat of textile,leatheroth mater,not cont petrol oil,nc	379 127	3 358 558	2 494 632	18 905 666
3404200000	Artificial waxes & prepared waxes,ofpoly(oxyethylene) (polyethyle	263 160	2 969 533	871 156	7 694 364
3404900000	Oth artificial waxes & prepared waxes.	1 130 047	9 473 453	3 292 199	27 235 584
3405100000	Polishes, creams & similar preparat forwear or leather	7 533	187 818	92 498	1 166 002
3405200000	Polishes,creams & similar prep for themaintenance of wooden fur	851	38 755	1 748	193 108
3405300000	Polishes & similar prep for coachwork,other than metal polishes	9 215	226 280	27 179	709 868
3405401000	Abrasive lapping & honing,in the formof flour,scouring pastes & pc	10 678	34 453	18 983	120 376
3405409000	Oth scouring pastes & powders & otherscouring preparations	30 066	533 355	149 704	2 108 695
3405901000	Metal polishers	23 107	400 874	113 372	1 085 985
3405909000	Oth polishes & cream, for footwear,furniture, floors	115 121	1 184 160	348 429	2 938 413
3406000000	Candles, tapers & the like.	63 178	922 726	103 864	1 990 928
3407001000	Modelling pastes, incl those put up forchildrens amusement	11 745	186 831	68 831	564 128
3407002000	Prep known as "dental wax", in sets, inpackings,retail sale or in pla	99	10 490	17 328	173 150
3407003000	Other preparations for use in dentistry,with a basis of plaster (of c	50	19 457	2 633	214 795
3501100000	Casein	429 155	2 508 441	4 006 833	22 018 124
3501901000	Caseinates & other casein derivatives	64 518	630 211	706 201	6 233 376
3501902000	Casein glues	1	1 266	47	21 463
3502110000	Egg albumin - dried	2 711	27 270	13 640	213 806
3502200000	Milk albumin,incl concentrates of >= 2whey proteins	20 000	617 480	240 000	2 577 881
3502900000	Oth egg albumin	1	2 023	177	14 995
3503001000	Glues of animal origin	15 187	346 240	345 794	4 288 107
3503002000	Gelatin in powder form with bloatinglevel a-250 or b-230 or more	28 668	466 165	128 483	1 981 070
3503003000	Isinglass	0	460	0	26 220
3503009000	Oth gelatin derivatives,isinglass,otherglue of animal origin,excl cas	165 418	2 550 968	984 433	14 647 686
3504000000	Peptones and their derivatives, otherprotein substances and their	641 574	6 823 043	2 256 579	21 847 304
3505101000	Dextrins, soluble or roasted starches	6 872 285	57 699 111	4 029 300	43 852 433
3505109000	Oth dextrins & oth modified starches	8 350 398	49 163 333	7 052 754	51 209 537
3505200000	Glues based on starches/dextrins	390 855	4 353 507	1 048 503	10 535 751
3506100000	Prods suitable for use as glues/adhesivefor ret sale as glues/adhes	352 452	4 018 106	1 710 779	17 259 782
3506910000	Adhesives based on polymers of heading39.01 to 39.13 or on rubb	1 930 589	21 346 160	7 004 190	66 689 061
3506990000	Oth prepared glues & oth preparedadhesives, nes	1 028 584	10 793 959	4 509 290	44 124 810
3507100000	Rennet & concentrates thereof	468	6 455	27 982	255 048
3507900000	Oth enzymes; prepared enzymes nes orinclude	346 801	4 464 369	1 814 306	27 510 930
3601000000	Propellent powders	0	48 004	0	894 014
3602000000	Prepared explosive, oth than propellentpowders	154 529	1 684 124	1 125 129	10 563 203
3603001000	Semi-fuses, elemented caps, signal tubes	58 386	668 644	1 727 828	18 300 377
3603002000	Safety fuses or detonating fuses	34 573	272 208	499 872	2 649 931
3603009000	Oth safety fuses, detonat fuses, percussion detonat caps,igniters,e	112 924	4 785 391	2 648 449	33 222 718
3604100000	Firecrackers and other fireworks	1 119 940	18 057 433	1 394 060	23 098 473
3604901000	Distress signal equipment	0	391	0	13 816
3604909000	Oth signalling flares, rain rocket, forsignal & oth pyrotechnic articl	268	58 743	1 238	443 579
3606100000	Liquid/liquified-gas fuel in containersused for filling or refilling <= 1	0	13 712	0	16 597
3606901000	Solid or semi-solid fuels, solidifiedalcohol & oth similar prepared fi	0	18	0	231
3606902000	Lighter flints	10 282	63 437	191 546	1 102 185
3606904000	Resin torches, firelighters & the like	1 838	5 634	6 917	26 442
3606909000	Oth articles of combustible material aspecified note 2 to this chap	246	31 555	4 379	176 627
3701100000	Photographic plates & film in the flatfor x-ray	18 287	461 214	667 011	8 755 941
3701200000	Instant print film	64	5 706	196	120 449
3701300000	Oth plates & film, with any side>255 mmspecially for printing indu	273 531	3 028 372	1 805 252	18 820 207
3701910000	Oth plates &film for color photogrhapy(polychrome)	0	5 574	0	19 923

I.3. IMPOR MENURUT KOMODITI / IMPORT BY HS COMMODITY
***** OKTOBER/OCTOBER 2011 *****

HS	Uraian Komoditi Commodity Description	Berat Bersih / Net Weight (Kg)		Nilai / Value C.I.F (US\$)	
		Bulan ini Current Month	Kumulatif Cum.Jan. to date	Bulan ini Current Month	Kumulatif Cum.Jan. to date
3701990000	Oth plats & film photograp(polychrome)pecially manuf for printi	96 760	873 400	64 961	999 840
3702100000	Film for x-ray	655	15 589	26 567	627 976
3702310000	Oth film,without perforat,of width notexceed 105 mm for photogr	24	403	183	3 286
3702324000	Instant print film in bands of width >=16 mm & length >=120m	0	26 919	0	50 957
3702329000	Oth film with silver halide emulsi,of a width < 105 mm	0	16 443	0	49 653
3702393000	Oth infra red transparent film,of a width < 105 mm	58	8 277	454	58 529
3702399000	Oth film without perforations of awidth < 105 mm	719	35 563	158 823	309 123
3702419000	Film for use oth than in medical,surgical,dental or veterinary scien	0	8 366	0	4 228
3702429000	Film oth than for color photogr',width> 610mm, length >200m	75	75	4 272	4 272
3702433000	Infra red transparent film, width >610 mm, length < 200 m	0	26 001	0	238 707
3702435000	Film, width > 610mm, length < 200mspecially prepared for medica	5 811	50 021	75 885	682 190
3702439000	Oth film of width > 610 mm & length <120 m	2 151	45 783	6 314	685 870
3702443000	Infra red transparent film, 105mm< width < 610mm	0	68 918	0	496 474
3702445000	Film, 105mm< width<610mm,specially prepared for medical servic	8 404	83 869	110 724	1 187 954
3702449000	Oth film, 105mm < width < 610 mm &length < 120m	5 928	39 361	37 440	243 524
3702519000	Oth film for color photo width < 6mm,length < 14 m	0	741	0	2 327
3702522000	Film for color photo width<6mm, length>14 m, for cinematograph	0	193	0	17 946
3702529000	Film for color photo width<16mm,length > 14 m	256	414	2 605	14 405
3702549000	Oth film for color photo16mm<width<35mm,length<30m, oth tha	3 287	23 902	87 288	688 784
3702552000	Film for color photo 16mm< width<35mm,length<30m, for cinem	1 138	61 748	156 817	2 350 720
3702565000	Film width>35mm,for color photographyspecially prepared for me	0	87	0	2 332
3702914000	Infra red transparent film oth thancolor photog width < 16mm	0	39	0	170
3702939000	Oth film oth than for color photo 16mm<width<35mm, length<30	0	1	0	5
3702942000	Infra red transparent film 16mm<width<35mm,length<30m,oth th	60	60	321	321
3702949000	Oth film 16mm< width<35mm, length<30m,oth than for color pho	24	24	5 404	5 404
3702956000	Film oth than for color photo width >35 mm prepared for medical	0	8	0	167
3702959000	Oth film oth than for color photography	0	15 151	0	54 524
3703100000	Photographic paper, paperboard&textil,unexposed, rolls,width of	68 798	558 685	384 232	2 987 259
3703200000	Oth photograph paper, sensitis, unex-posed for color photography	237 431	2 154 711	1 654 137	13 728 752
3703900000	Oth photograph paper, paperboard & textsensitised, unexposed.	28 564	558 685	47 007	1 235 987
3704001000	Plate & film for x-ray,unexposed but notdeveloped	0	626	0	106 944
3704009000	Oth photograph plates,film,paper,paper-board & textiles,expos bu	26 040	80 755	98 039	334 669
3705100000	Photograph plates & film, exposed &developed,for offset reprodu	40 537	237 927	34 800	226 500
3705901000	Photograph plates & film, exposed &developed,for x-ray	0	124	0	4 941
3705902000	Microfilms, exposed and developed	0	34	0	376
3705909000	Oth photograph plates & film,expos &developed,oth than cinemat	2 522	52 058	49 482	471 235
3706101000	Newsreels,travelogues,technical & scien-tic film exposed&develop	288	19 369	22 994	1 386 936
3706109000	Oth cinematograph film, expos & deve-veloped of a width >= 35 mm	6 348	33 976	431 344	2 261 249
3706909000	Oth cinematgrphic film,expos & developwith or not incorporating	5	248	196	6 395
3707100000	Sensitising emulsion,for photo use (oththan varnishes,glues, adhe	800	86 511	6 743	385 962
3707901000	Flashlight materials, unmixed prods forphotog uses,put up in meas	40	5 490	16 350	726 853
3707909000	Oth chemical prep for photographic uses,put in measur portions, r	208 365	3 332 640	1 589 037	14 927 987
3801100000	Artificial graphit,in the form of pasteblocks,plates or oth semiman	60 348	1 682 037	274 529	4 322 684
3801200000	Colloidal/semi-colloidal graphite, inpastes,blocks,plates or oth ser	15 915	168 777	37 161	456 546
3801300000	Carbonaceous pastes for electrodes &similar paste & for furnace li	1 012 233	11 621 813	589 862	9 112 544
3801900000	Oth artificial graphite;colloidal or semigraphite,pastes, blocks or pla	66 340	562 155	513 888	4 054 976
3802100000	Activated carbon, including spentanimal black	540 619	4 483 909	883 742	8 519 576
3802901000	Activated bauxite, including spentanimal black	0	1 099	0	432
3802902000	Activated clays & activated earth, inclspent animal black	332 312	6 427 817	136 930	1 718 903
3802909000	Oth activat natural mineral prod,animalblack include spent animal	1 322 353	9 552 059	1 030 727	8 590 377
3803000000	Tall oil, whether or not refined.	0	297 187	0	871 726
3804001000	Concentrated sulphite lye	80 031	920 774	103 305	724 390
3804009000	Oth residual lyes from woodpulp with ornot concentrat,desugar or	473 385	6 350 002	1 003 578	11 421 683
3805100000	Gum, wood or sulphate turpentine oils	6 757	98 110	9 099	259 020
3805900000	Oth terpenic oil produc by the distillat of coniferous wood & oth ci	134 705	1 647 296	442 606	5 598 350
3806100000	Rosin & resin acids	186 527	1 585 788	483 423	4 798 300
3806200000	Salt of rosin,of resin acid, of drv orresin acid,oth than salt of rosin	1	90 555	1	375 226
3806301000	Ester gums - in blocks	0	75	0	357
3806309000	Ester gums - in oth forms	113 287	1 246 705	569 276	4 893 860
3806901000	Run gums in blocks	0	1	0	4
3806909000	Oth derivates rosin & resin acidsthereof	534 150	4 789 531	1 362 916	14 464 749
3807000000	Wood creosote	32 001	222 299	28 250	268 331
3808501100	Intermediate preparations for themanufacture of insecticides,subt	28 526	553 140	195 256	3 451 951
3808501200	Insectisides in the form of mosquitocoils/mosquito coil powder, su	2 060	17 503	19 550	225 176
3808501900	Insecticides, in oth form, subhd note 1	191 129	1 869 113	685 841	8 030 483
3808502000	Fungicides, subhd note 1	158 738	2 518 913	687 469	10 637 160
3808503000	Herbicides, anti-sprouting products andplant-growth regulators, su	212 469	6 094 620	394 153	13 650 367
3808504000	Disinfectants, subhd note 1	2 928	202 973	9 317	1 138 867
3808509100	Wood preserv, being prep oth than surface coat,cont insect/fungi	0	9 804	0	30 107
3808509900	Oth disinfect,smlar product,put up inform/pack for retl sale, subhc	4	22 712	30	275 437
3808911000	Intermediate preparation for the mnfactof insecticides, not subhd	22 266	1 106 893	587 344	16 467 257

I.3. IMPOR MENURUT KOMODITI / IMPORT BY HS COMMODITY
***** OKTOBER/OCTOBER 2011 *****

HS	Uraian Komoditi Commodity Description	Berat Bersih / Net Weight (Kg)		Nilai / Value C.I.F (US\$)	
		Bulan ini Current Month	Kumulatif Cum.Jan. to date	Bulan ini Current Month	Kumulatif Cum.Jan. to date
3808913000	Insecticides in aerosol containers, not subhd note 1	0	143	0	3 718
3808919000	Insecticides, in oth form, not subhdnote 1	615 188	6 548 529	7 639 624	56 496 379
3808920000	Fungicides, not subhd note 1	884 979	8 772 333	6 137 171	59 988 114
3808930000	Herbicides, anti-sprouting products and plant-growth regulator, no	1 318 440	16 322 708	10 101 740	57 054 011
3808940000	Disinfectants, not subhd note 1	15 084	247 855	46 015	1 412 729
3808991000	Wood preserv, being prep oth than surface coat, cont insect/fungi r	1 152	135 138	31 527	382 200
3808999000	Oth disinfect, smilar product, put up inform/pack for retl sale, not su	88 324	1 502 932	347 573	4 740 441
3809100000	Oth finish agent, dye carriers to accelewith a basis of amylaceous s	151 164	1 536 342	229 015	1 910 834
3809910000	Oth finish agent, dye carriers to accelekind used in the textile or lik	1 040 656	15 612 958	2 204 764	32 882 920
3809920000	Oth finish agent, dye carriers to accelekind used in the paper or lik	3 588 933	25 136 126	8 328 918	61 753 707
3809930000	Oth finish agent, dye carriers to accelekind used in the leather or lil	377 226	4 015 511	1 060 035	12 451 696
3810100000	Pickling prep for metal surfac, soldering, brazing, welding powders	1 271 892	8 754 703	4 269 798	30 134 318
3810900000	Other prep of a kind used as cores or coating for weld electrodes o	314 530	4 968 251	1 480 457	17 996 666
3811110000	Anti-knock preparation, based on lead based on lead compound	9	23 230	396	77 916
3811190000	Oth anti-knock preparations	32 934	1 132 988	199 501	3 875 672
3811211000	Additive for lubricat oils, cont petrooil & oil obtain from bitumin, re	22 505	213 265	26 058	717 379
3811219000	Additive for lubricat oils, cont petrooil & oil obtain from bitumin, n	2 881 165	47 242 849	12 010 857	149 526 521
3811290000	Oth additive for lubricat oils, cont petrol oil & oil obtain from otmn	53 087	3 820 605	175 495	8 631 056
3811901000	Anti knock prep., rust preventativ & corrosion inhibitors	611 710	3 907 057	2 075 985	15 233 017
3811909000	Oth anti-knock prep., for mineral oil liquid used as mineral oils	631 632	7 453 135	2 246 076	23 976 111
3812100000	Prepared rubber accelerators	1 755 083	16 717 377	5 034 711	44 656 734
3812200000	Compound plasticisers for rubber or plastics	770 749	11 173 316	2 516 597	26 400 781
3812301000	White carbon	220 045	1 506 348	416 888	2 721 106
3812309000	Oth anti oxidising prep & oth compound stabilisers for rubber or pl	2 338 783	19 688 451	6 141 276	60 014 273
3813000000	Prep. & charge for fire-extinguisher charged fire-extinguishing gren	224 653	3 418 412	257 913	5 602 240
3814000000	Organic composite solvents & thinners, prepared paint or varnish r	512 553	6 200 818	1 344 964	15 862 974
3815110000	Supported catalyst, with nickel/nickel compounds as the active sub:	21 813	855 918	254 415	12 327 259
3815120000	Supported catalyst, with precious metal compounds as the active s	12 474	202 381	163 531	5 778 939
3815190000	Oth supported catalysts	105 452	7 514 536	1 094 551	53 671 284
3815900000	Oth reaction initiators, reaction accelerators catalytic prep, nes or i	561 142	8 632 845	2 159 359	33 536 615
3816001000	Refractory cements, mortars, concretes	2 154 585	22 813 669	1 925 979	17 455 554
3816009000	Oth refractory cements, mortars, concret	1 335 339	13 397 142	783 748	10 194 331
3817000000	Mixed alkylbenzenes & mixed alkyl naphthalenes oth than head 27	6 552 451	55 491 475	12 028 635	101 008 587
3818000000	Wafers/discs with silicon content	14 834	243 139	319 491	5 801 668
3819000000	Hyd brake fluids & oth for hyd trnsmsion whether or not cont <70%	127 438	1 883 722	406 300	3 808 199
3820000000	Anti-freezing preparations & prepared and prepared de-icing fluids	168 554	1 345 720	402 169	3 303 843
3821001000	Prepared culture media for development	6 866	70 683	224 905	2 933 726
3821009000	Oth prepared culture media for development	1 467	14 028	108 293	571 541
3822001000	Plate, sheet, film, foil & strip of plastic impreghtd/coated with diag. r	8 128	113 484	779 207	8 555 913
3822002000	Paperboard, cellulose wadding & web fibre impreghtd/coated with c	23 668	150 206	125 548	1 347 608
3822003000	Sterilisation indicator strips & tapes oth thn heading 3002 or 3006	3 760	48 882	114 394	1 584 086
3822009000	Oth diagnostic/lab reagents & prepared whether or not head 30.02	61 663	1 264 758	3 875 283	40 288 470
3823110000	Stearic acids	355 896	3 892 955	508 437	5 698 720
3823120000	Oleic acids	42 063	284 668	89 713	669 123
3823130000	Tall oils fatty acids	100 406	1 954 698	153 544	2 801 100
3823191000	Acids oil from refining	0	107 956	0	382 046
3823199000	Oth industrial monocarboxylic fatty acid	859 744	8 487 299	2 042 239	16 367 455
3823701000	Industry fatty alcohols in the form of wax	17 450	89 716	82 918	319 516
3823709000	Oth industry fatty alcohols in the form of wax	511 106	11 843 486	1 298 128	32 520 022
3824100000	Prepared binders for foundry moulds or core	591 566	6 178 788	938 395	10 032 728
3824300000	Non-agglomerated metal carbides mixed together with metallic bir	4	116 263	1 827	263 550
3824400000	Prepared additives for cements, mortars or concretes	3 054 682	27 266 531	6 356 975	64 461 652
3824500000	Non-refractory mortars & concretes	688	557 965	4 729	799 266
3824600000	Sorbitol oth than that of subheading 2905.44	495 558	1 273 515	399 451	1 256 146
3824720000	Mix cont halogenated, drv methane, ethane cont bromochlorodi(tri	0	12 055	0	254 465
3824730000	Mix cont halogenated, drv methane, ethane containing HBFC	0	2 237	0	6 689
3824750000	Mix cont halogenated, drv methane, ethane containing carbon tetr:	0	22	0	1 881
3824760000	Mix cont halogenated, drv methane, ethane cont 1,1,1-3-chloroeth	0	625	0	10 254
3824770000	Mix cont halogenated, drv methane, ethane cont bromomethane o	0	13	0	2 680
3824780000	Mix cont halogenated, drv methane, ethane cont PFC or HCFC but r	5 021	117 262	24 702	597 753
3824790000	Other mix cont halogenated, drv methane, ethane	435 760	8 105 426	1 879 767	17 132 640
3824810000	Mix & preparation containing oxirane (ethylene oxide)	13 838	193 456	52 064	438 126
3824830000	Mixtures & preparation containing tris(2,3-dibromopropyl) phosph	172	794	1 800	10 271
3824901000	Ink removers, stencil correctors & oth, corrector fluids in package	41 614	639 708	183 719	3 148 127
3824902000	Mixtures of chemical, of a kind used in manufactured of foodstuff	257 991	3 157 251	688 398	8 813 747
3824903000	Copying pastes with a basis of gelatin presented in bulk/ready to u:	18 119	202 728	83 857	725 319
3824904000	Composite inorganic solvents	364 060	2 388 865	1 420 218	8 622 101
3824905000	Acetone oil	15 347	89 402	93 758	577 063
3824906000	Preparations/mixtures cont monosodium glutamate	30 658	373 067	127 796	1 108 089
3824909000	Oth prods & preparations cont cfc-11, 12, 115, and halon	3 445 634	38 941 844	10 441 992	101 426 809
3825100000	Municipal waste	0	3 225	0	84 500

I.3. IMPOR MENURUT KOMODITI / IMPORT BY HS COMMODITY
***** OKTOBER/OCTOBER 2011 *****

HS	Uraian Komoditi Commodity Description	Berat Bersih / Net Weight (Kg)		Nilai / Value C.I.F (US\$)	
		Bulan ini Current Month	Kumulatif Cum.Jan. to date	Bulan ini Current Month	Kumulatif Cum.Jan. to date
3825300000	Clinical waste	61	61	34	34
3825410000	Waste organic solvents halogenated	0	3	0	188
3825900000	Oth residual prods of the chemical/allied industry	0	5 080	0	26 730
3901103000	Polyethylene < 0,94 in liquids or pastes	100 161	711 042	201 017	1 572 560
3901109010	Polymers of ethylene, in granule form	22 205 184	208 598 909	34 343 598	342 142 439
3901109090	Polymers of ethylene other form	1 669 002	25 948 457	2 911 423	44 969 916
3901200000	Polyethylene having a specific gravity 0.94 or more	23 862 970	177 156 497	35 073 490	258 758 113
3901303000	Ethylene-vinyl acetate copolymers in liquid or pastes	797 384	10 001 152	850 108	10 836 060
3901309000	Ethylene-vinyl acetate copolymers in other form	3 085 628	29 167 143	8 424 480	79 612 287
3901903000	Oth polymers of ethylene in liquid or pastes	36 680	247 854	131 649	1 212 204
3901909000	Oth polymers of ethylene in other form	14 193 769	98 263 682	20 132 915	145 175 116
3902101000	Polypropylene in powder form	38 624	504 812	72 211	1 206 762
3902102000	Polypropylene in granule form	61 413 385	501 187 151	99 517 649	804 147 509
3902109000	Polypropylene in other form	1 794 013	20 574 430	3 570 730	38 380 422
3902203000	Polysobutylene liquids/pastes	86 747	731 945	355 151	2 578 106
3902209000	Polysobutylene in oth forms	23 285	1 432 967	79 235	3 466 600
3902303000	Propylene copolymers in liquid or pastes	1 111	1 515 163	4 884	8 406 530
3902309010	Propylene copolymers in granule form	18 449 417	190 766 796	33 462 468	323 699 796
3902309090	Propylene copolymers in other form	1 728 852	12 159 335	3 229 699	21 086 702
3902903000	Oth polymers of propylene in liquid or pastes	389	89 485	3 355	239 939
3902909000	Oth polymers of propylene in other form	709 334	7 432 503	2 353 188	24 545 051
3903110000	Expansible polymers of styrene	1 458 156	13 171 211	3 237 013	27 206 934
3903190000	Other polymers of styrene	4 806 522	46 515 792	9 457 819	87 975 062
3903203000	Styrene-acrylonitrile (SAN) copolymers in aqueous dispersion	15	1 163 415	178	1 355 130
3903209000	Oth styrene-acrylonitrile (SAN) copolymers	585 577	6 566 682	1 395 765	15 945 463
3903303000	Acrylonitrile-butadiene-styrene (ABS) copolymers in aqueous dispersion	55 469	530 239	121 104	1 772 400
3903309000	Acrylonitrile-butadiene-styrene copolymers in other form	8 495 878	76 013 602	22 433 812	196 960 346
3903903000	Oth polymers of styrene in aqueous dispersion	70 780	828 569	111 798	1 356 441
3903909000	Oth polymers of styrene in other form	360 306	3 901 340	1 046 857	10 670 689
3904101000	PVC homopolymers, suspension type not mixed with oth substance	536 320	4 194 796	595 464	4 905 123
3904109000	PVC in other form	1 936 085	38 278 675	3 318 699	52 675 999
3904210000	Oth poly(vinyl chloride) non plasticised	80 644	1 539 078	221 355	2 718 594
3904220000	Oth poly(vinyl chloride) plasticised	587 816	6 636 491	886 879	9 401 440
3904300000	Vinyl chloride-vinyl acetate copolymers	206 025	2 487 413	509 515	6 462 536
3904400000	Other vinyl chloride copolymers	41 469	1 039 133	237 578	3 422 128
3904504000	Vinylidene chloride polymer in dispersion	76 800	397 200	157 440	793 260
3904509000	Vinylidene chloride polymers in other form	285 110	3 458 866	782 070	8 135 251
3904610000	Fluoro-polymers polytetrafluoroethylene	3 880	128 192	33 129	771 441
3904693000	Fluoro-polymers polytetrafluoroethylene dispersions	0	15 006	0	103 713
3904699000	Oth fluoro-polymers in other form	6 639	109 025	86 252	1 386 964
3904903000	Oth fluoro-polymer polytetrafluoroethylene dispersions	212	10 203	3 863	71 496
3904909000	Oth polymers vinyl chloride in oth forms	8 317	138 855	40 260	426 424
3905120000	Poly(vinyl acetate) in aqueous dispersions	30 458	426 135	51 896	698 688
3905190000	Other poly(vinyl acetate)	51 213	799 061	64 348	1 283 769
3905210000	Vinyl acetate copolymers in aqueous dispersions	759 730	5 729 840	805 162	6 115 508
3905290000	Other vinyl acetate copolymers	52 396	1 034 920	199 597	2 584 123
3905301000	Poly(vinyl alcohol) in aqueous dispersions	86 640	848 625	202 786	1 752 540
3905309000	Poly(vinyl alcohol) in other form	1 456 549	17 174 504	3 875 378	42 649 992
3905910000	Copolymers of vinyl acetate or of other vinyl ester	204 483	909 880	392 058	3 895 392
3905990000	Oth polymer of vinyl acetate/oth vinyl esters; oth vinyl polymers; pi	78 202	637 950	839 237	6 375 559
3906101000	Poly(methyl methacrylate) in aqueous dispersions	126 266	870 240	370 931	2 781 109
3906109000	Oth poly(methyl methacrylate) in other form	492 181	7 128 869	1 558 911	22 951 256
3906901100	Oth acrylic copolymers in aqueous dispersions	432 870	4 921 585	746 739	8 712 767
3906901900	Oth acrylic copolymers in other forms	738 267	8 071 507	2 454 328	23 058 422
3906909100	Oth acrylic polymers in aqueous dispersions	1 925 590	14 008 726	3 869 550	26 964 047
3906909900	Oth acrylic polymers in other forms	3 119 745	34 803 213	9 861 651	105 805 392
3907100000	Polyacetals	810 410	6 470 711	2 159 376	17 287 960
3907200000	Other polyethers	4 209 892	48 580 911	11 459 633	126 695 167
3907302000	Epoxide resins based powder coating	99 191	1 510 278	860 063	8 280 651
3907303000	Epoxide resins in liquids/pastes	1 004 914	9 977 748	5 145 872	44 512 682
3907309000	Epoxide resins in oth form	1 135 716	10 788 904	4 971 215	48 843 703
3907400000	Polycarbonates	3 281 914	31 283 080	9 942 028	96 482 068
3907500000	Alkyd resins	152 907	1 399 229	506 511	4 263 716
3907601000	Poly(ethylene terephthalate) in aqueous dispersions	51 411	2 182 937	123 436	5 511 824
3907609000	Poly(ethylene terephthalate) in oth form	8 649 426	76 702 565	15 677 615	136 741 557
3907700000	Poly(lactic acid)	17 837	185 612	54 012	629 475
3907912000	Oth polyesters unsaturated in chip form	57 790	197 078	4 066 545	29 323 260
3907919000	Oth polyesters unsaturated in oth form	555 862	4 871 099	1 452 463	15 304 714
3907994000	Oth polyester saturated based powder coating	81 031	760 135	146 273	1 499 633
3907999000	Oth polyesters saturated in oth form	2 619 481	27 005 294	6 137 546	65 537 997
3908101000	Polyamides in primary forms, polyamide-6	5 092 248	48 776 668	18 876 246	169 329 277

I.3. IMPOR MENURUT KOMODITI / IMPORT BY HS COMMODITY
***** OKTOBER/OCTOBER 2011 *****

HS	Uraian Komoditi Commodity Description	Berat Bersih / Net Weight (Kg)		Nilai / Value C.I.F (US\$)	
		Bulan ini Current Month	Kumulatif Cum.Jan. to date	Bulan ini Current Month	Kumulatif Cum.Jan. to date
3908109000	Oth polymde-6,-11,-12,-6,6,-6,9,-6,10	1 226 972	13 834 317	5 095 167	52 844 775
3908900000	Other polyamides	184 077	3 412 793	871 519	12 899 256
3909101000	Urea resins, thiourea resin in mouldingcompound	522 090	4 016 069	1 653 086	15 545 357
3909109000	Other urea resins	227 638	2 488 773	462 975	4 692 334
3909201000	Melamine resins in moulding compound	152 431	2 104 651	251 715	4 020 215
3909209000	Other melamine resins	302 845	1 789 530	1 456 774	8 331 607
3909301000	Oth amino-resins in moulding compound	240 380	2 540 949	468 680	5 524 824
3909309000	Oth amino-resins, oth thn mouldingcompound	927 733	6 437 383	2 323 175	18 710 767
3909401000	Phenolic resins in moulding compound	246 615	2 421 496	482 164	4 953 206
3909409000	Other phenolic resins	955 806	11 221 548	3 089 987	29 830 476
3909500000	Polyurethanes	2 071 660	20 502 318	7 974 148	75 648 332
3910002000	Silicones in dispersions or in the formof solutions	586 608	4 832 535	2 485 757	22 481 588
3910009000	Silicones in oth forms	422 840	5 999 439	2 345 839	27 792 613
3911101000	Petroleum,coumarone,indene/coumaroneinde in liquid or pastes	145 263	1 026 879	296 524	2 666 500
3911109000	Petroleum, coumarone, indene/coumaroneindene in oth form	1 745 394	17 041 865	4 707 334	43 074 802
3911900000	Oth petroleum, coumarone, indene/coumaroneindene in oth form	1 330 626	13 661 692	4 800 549	46 792 383
3912110000	Cellulose acetates non-plasticised	6	84 516	15	493 218
3912120000	Cellulose acetates plasticised	43 486	154 414	251 383	962 084
3912201100	Water-based semi-finished nitrocellulosecellulose nitrates non pla	0	1 853	0	15 480
3912201900	Oth cellulose nitrates non plasticised	327 066	3 889 852	1 201 604	14 777 606
3912202000	Cellulose nitrates plasticised	0	60 235	0	232 857
3912310000	Carboxymethylcellulose & its salts	388 892	6 433 729	1 364 864	21 308 267
3912390000	Oth cellulose ethers	488 771	3 766 614	3 688 365	27 207 272
3912902010	Regenerated cellulose	17 765	73 788	69 300	302 723
3912902090	Other regenerated cellulose	600 147	1 369 033	791 579	4 990 257
3912909000	Oth cellulose in other form	354 811	3 011 706	1 885 146	17 690 647
3913100000	Alginic acid, its salts & esters	82 823	975 915	363 324	6 080 397
3913900000	Oth natural polymers & its modified, inprimary form	529 387	5 261 585	3 357 852	18 638 629
3914001000	Ion-exchangers based on plymrs of headof a kind used	281 983	2 518 900	1 116 775	7 037 369
3914009000	Oth ion-exchangers based on plymrs ofhead of a kind used	191 232	1 745 936	497 367	6 928 503
3915100000	Waste, parings & scrap, of polymers ofethylene	821 766	12 107 153	209 990	3 927 274
3915901000	Waste, parings & scrap, of copolymers ofvinyl acetate	0	3	0	3
3915909000	Waste, parings & scrap, of other plastic	11 104 212	62 173 041	10 297 661	49 939 070
3916101000	Monofilament of polymers of ethylenechloride	474	14 603	6 553	69 369
3916102000	Monofilament of polymers of ethylenerods, sticks and profile shaq	1 264	63 267	84 069	677 681
3916201000	Monofilament of polymers of vinylchloride	15 739	205 702	83 355	1 004 283
3916202000	Monofilament of polymers of vinylrods, sticks and profile shapes	149 621	1 226 300	225 213	2 288 394
3916904000	Monofilament of other plasticsof hardened proteins	6 414	27 287	38 148	167 327
3916909000	Oth monofilament of other plastics	68 113	1 379 108	942 779	12 083 944
3917101000	Artificial guts (sausage casings) ofhardened proteins	5 336	100 692	140 934	1 861 466
3917109000	Artificial guts (sausage casings) ofcellulosic materials	122 109	1 427 396	1 410 610	14 702 568
3917210000	Tube,pipe,hose,fitting therefor ofplastic of polymers of ethylene	277 968	2 217 929	784 332	8 853 888
3917220000	Tube,pipe,hose,fitting therefor ofplastic of polymers of propylene	56 381	476 275	245 989	2 210 067
3917230000	Tube,pipe,hose,fitting therefor ofplastic of polymers of vinyl chlori	121 706	1 158 264	443 804	2 644 110
3917290000	Tube,pipe,hose,fitting therefor ofplastic of other plastics	362 992	2 335 802	1 513 435	12 464 245
3917310000	Flexible tubes, pipes and hoses havea minimum burst pressure of :	139 559	873 755	532 643	16 931 249
3917321000	Sausage & ham casings, without fittingsof plastics	7 966	171 217	100 887	972 750
3917329000	Oth unflexible tubes, pipes & hoses, notreinforced, without fitting:	117 335	1 711 744	1 607 164	13 119 363
3917330000	Oth, not reinforced/otherwise combinedwith oth materials/fitting	3 727	52 293	59 898	526 778
3917390000	Oth tubes, pipes and hoses	1 187 642	8 027 150	4 531 985	21 256 844
3917400000	Fittings of plastics	531 175	4 386 051	3 317 435	28 658 528
3918101100	Tiles of polymers of vinyl chloride	55 107	874 252	165 322	1 222 179
3918101900	Oth floor covering of polymers of vinylchloride	1 765 013	20 257 194	1 316 652	13 422 199
3918109000	Wall or ceiling coverings of polymers ofvinyl chloride	319 327	5 851 158	406 297	6 936 855
3918901100	Tiles, of polyethylene	0	220 628	0	244 370
3918901300	Oth floor coverings of polyethylene	695	1 159 386	4 431	1 238 901
3918901900	Oth floor coverings of oth plastics	178 754	1 771 926	430 980	4 315 462
3918909100	Wall or ceiling covering of polyethylene	156 860	3 057 348	277 127	5 219 175
3918909900	Wall or ceiling coverings of oth plastic	410 270	2 263 723	697 130	5 400 216
3919101000	Tape in roll,width=<20cm,of polymers of vinyl chloride	70 407	743 183	535 568	5 389 701
3919102100	Tape in roll,width=<20cm,of polyethyleneused in mnfctre of telepl	70 265	840 088	474 336	5 657 337
3919102900	Tape in roll,width=<20cm,of polyethyleneused for other	446 892	3 947 425	2 037 385	21 221 632
3919109000	Oth self-adhesive plate, sheet,film,inroll, width =<20 cm, of oth plk	507 535	4 696 013	3 982 363	36 430 422
3919901000	Oth self-adhesive plates, sheets, film,foil, tape of polymers of viny	289 584	3 019 608	1 259 741	10 070 936
3919909000	Oth self-adhesive plates, sheets, film,foil, tape, strip of plastics	3 076 065	27 560 777	11 464 612	114 954 687
3920100000	Oth tape of polymer of ethylene,not formfg of telephonic/electric	2 124 340	23 503 936	5 769 781	64 408 705
3920200010	Bopp film, of polymers of propylene	1 509 108	27 790 221	3 454 038	62 682 015
3920200090	Oth tape of polymer of propyleneused as an adhesive by melting	688 701	8 628 655	2 696 190	28 623 027
3920301000	Polymers of styrene used as an adhesiveby melting	9 132	48 665	69 315	449 414
3920309000	Polymers of styrene not used asan adhesive by melting	78 806	386 027	209 679	1 729 598
3920430000	PVC tape weight >6% of plasticiser usedot than mfg of telephonic/	330 248	5 941 490	931 981	12 959 162

I.3. IMPOR MENURUT KOMODITI / IMPORT BY HS COMMODITY
***** OKTOBER/OCTOBER 2011 *****

HS	Uraian Komoditi Commodity Description	Berat Bersih / Net Weight (Kg)		Nilai / Value C.I.F (US\$)	
		Bulan ini Current Month	Kumulatif Cum.Jan. to date	Bulan ini Current Month	Kumulatif Cum.Jan. to date
3920490000	Other of polymers of vinyl chloride	1 327 508	13 351 475	2 809 387	27 189 148
3920510000	Oth plate,sheet,film,foilorstrip of acrypolymers of methyl methacr	293	126 926	1 633	342 852
3920590000	Oth plates,sheets,film,foil & strip othacrylic polimer of methyl met	5 331	470 361	72 580	1 955 626
3920610000	Film, of polycarbonates	267 832	4 707 718	1 276 212	17 451 787
3920621000	Film, of poly(ethylene terephthalate)used as an adhesive by meltir	1 321 753	12 901 256	3 586 308	41 934 418
3920629000	Oth plate,sheet,foil & strip of poly-(ethylene terephthalate)	78 152	1 387 082	972 405	8 469 779
3920630000	Tapes, of unsaturated polyesters,	3 620	184 147	14 476	399 507
3920690000	Tapes, of oth polyesters, used as anadhesive by melting	509 900	11 223 299	2 021 918	38 443 732
3920711000	Cellophane film	132 884	1 854 693	683 700	9 559 186
3920712000	Viscose tear-off ribbon, foil	1 209	44 715	7 638	288 816
3920719000	Oth plate,sheet & strip of regeneratedcellulose usedoth than adhe	678	5 012	15 622	75 565
3920730000	Cellulose acetate, plasticized, usedas an adhesive by melting	0	157	0	3 397
3920790000	Plate,sheet,foil & strip of oth celluloderivatives	0	3 839	0	16 953
3920911000	Film of poly(vinyl butyral),thickness0.38-0.76mm width <= 2m	116 014	1 202 281	603 935	5 946 849
3920919000	Oth film of poly(vinyl butyral,plate,	37 922	664 493	84 651	3 124 966
3920921000	Plate,sheet,foil & strip of nylon 6of polyamides	28 164	83 666	181 056	712 490
3920922000	Plate,sheet,foil & strip of polyamides,used as an adhesive by melti	0	251	0	1 002
3920929000	Plate,sheet,foil & strip of othpolyamides	84 256	530 854	350 485	2 539 067
3920931000	Plate,sheet,foil & strip of melamine,of amino-resins	6 478	29 557	61 907	279 659
3920939000	Oth plate,sheet,foil & strip of aminoused oth than an adhesive by i	9 350	18 850	65 058	135 805
3920941000	Phenol formaldehyde (bakelite) sheets	81 910	875 320	114 110	1 340 472
3920949000	Oth plate,sheet,foil & strip of phenolicresins	122 102	499 918	109 604	486 508
3920990010	Corrugated sheets & plates, of otherplastics	41 101	668 554	75 009	1 303 658
3920990090	Oth plate,sheet,foil & strip of otherplastics	240 301	2 232 716	557 669	8 397 442
3921111000	Plates & sheets, cellular, of polymersof styrene	326 564	1 066 265	607 990	2 325 055
3921119000	Film, foil& oth strip, cellular, ofoth than plate and sheet	62 747	404 185	655 760	5 050 375
3921120000	Tapes of PVC,in plates & sheets formed as mfg telepni/elect.wir	3 597 008	30 970 628	2 896 245	26 937 307
3921130000	Plates & sheets of polyurethanes	145 500	1 425 716	1 438 477	12 829 579
3921141000	Plates and sheets of regeneratedcellulose	10 310	53 697	39 327	177 253
3921149000	Film,foil & oth strip of regeneratedcellulose used in mfg telepnic/e	35 243	300 416	333 432	981 008
3921191000	Tapes in plate & sheet,of oth plastics	82 602	1 259 581	660 346	4 955 461
3921199000	Tapes in oth form,used in the oth thanmfg of telephonic/electric v	1 503 311	19 188 322	2 384 484	27 370 280
3921902000	Plates & sheets, not cellular plateand sheet	1 374 301	13 469 555	2 469 154	21 960 612
3921909000	Film,foil & oth strip, not cellularoth than plate and sheet	2 075 177	19 587 137	5 899 169	53 658 003
3922100000	Baths, shower-baths, sinks & washbasins	122 766	1 329 737	626 187	6 418 979
3922201000	Lavatory covers of plastic	37 151	413 874	161 233	2 008 869
3922202000	Lavatory seats, of plastics	50 669	199 548	161 282	696 466
3922901100	Parts of flushing cisterns, of plastics	38 457	205 142	323 257	1 619 427
3922901900	Flushing water closets (lavatory pans)and urinals	140 995	450 161	196 080	1 195 533
3922909000	Similar sanitary ware, of plastics	159 021	1 300 047	351 091	2 799 868
3923100000	Boxes used for cinematographic films,tape and disks	1 471 771	11 039 199	3 523 585	36 623 266
3923211000	Aseptic bag of polymers of ethylene withaluminium foil in forcing i	75 325	411 724	665 303	5 203 372
3923219000	Oth sacks & bags, of polymers ofethylene	813 543	10 129 337	2 982 200	33 574 599
3923290000	Oth articles for the conveyance or packing of goods of oth plastics	1 171 791	9 782 763	4 626 803	38 158 938
3923301000	Toothpaste tubes container, of plastic	11 250	172 863	110 515	1 551 544
3923309000	Carboys, bottles, flasks & similararticle, not tootpaste tube contain	1 440 823	11 682 502	4 563 828	41 501 758
3923400000	Spool,cop.bobbin & similar support	160 698	1 436 622	993 400	9 410 505
3923500000	Stoppers, lids, caps and other closures	670 328	7 120 966	4 252 740	41 772 437
3923900000	Oth articles for the conveyance/packinggoods of plastics	775 778	6 872 996	2 741 397	28 822 846
3924100000	Tableware & kitchenware	166 794	1 496 395	745 382	5 821 142
3924901000	Bed pans, urinals (portable type) &chamber pots	12 967	151 016	56 568	633 174
3924909000	Oth household & toilet articles, ofplastics	878 192	9 716 729	4 560 712	43 631 876
3925100000	Reservoirs,tanks,vats & similar contain.capacity <= 300l	0	102 336	0	326 649
3925200000	Doors, windows & their frames & threshold for doors	260 648	2 357 560	454 316	3 775 989
3925300000	Shutters,blinds (includ venetian blinds)and similar articles and part	110 663	847 381	241 134	1 804 317
3925900000	Oth builders ware of plastics, not elsewhere specified	484 438	2 234 792	583 025	5 054 945
3926100000	Office or school supplies of plastics	181 155	1 826 390	395 392	4 686 775
3926206000	Articles of apparel used for protectionof plastics	8 739	132 667	82 570	851 198
3926209000	Oth articles of plastics, including belt	666 002	5 299 895	3 393 905	29 710 983
3926300000	Fittings for furniture, coachworkor the like	130 618	1 714 818	452 549	5 083 904
3926400000	Statuettes & ornamental articles	162 922	823 568	650 621	2 955 431
3926901000	Floats for fishing nets, of plastics	24 308	292 183	83 843	808 686
3926902000	Fan & handscreen, frame & handlethereof and parts	46 957	243 942	73 214	855 301
3926903200	Plastic moulds with denture prints	564	1 438	33 968	43 434
3926903900	Oth hygienic, medical & surgical	279 034	2 613 671	2 493 451	31 521 425
3926904100	Police shields, of plastics	0	4 013	0	465 704
3926904200	Protective mask & similar article forused in welding & similar work	17 777	231 998	4 755 631	6 061 405
3926904400	Life saving cushions for protection ofpersons falling from heght	2 837	14 542	4 095	63 378
3926904500	Reflected light nails, of plastics	6 630	29 899	16 131	211 405
3926904900	Oth safety & protective devices,	127 331	658 592	1 051 258	7 508 952
3926905300	Transmission or conveyor belts or beltin	29 174	384 495	218 639	3 956 596

I.3. IMPOR MENURUT KOMODITI / IMPORT BY HS COMMODITY
***** OKTOBER/OCTOBER 2011 *****

HS	Uraian Komoditi Commodity Description	Berat Bersih / Net Weight (Kg)		Nilai / Value C.I.F (US\$)	
		Bulan ini Current Month	Kumulatif Cum.Jan. to date	Bulan ini Current Month	Kumulatif Cum.Jan. to date
3926905500	Plastic j-hooks & bunch blocks fordetonator	7 861	65 590	35 415	742 251
3926905900	Oth industrial articles, of plastics	592 792	5 515 626	8 752 023	70 997 107
3926906000	Nipple former, breastshell, nipple shield, hand expression furnel	1 359	82 872	3 369	318 048
3926907000	Corset busks & similar supports forarticles of appared or clothing	27 852	1 203 201	175 585	2 151 918
3926908000	Cards for jewellerssmall objects ofpersonal adornment	238 418	1 610 986	811 280	5 657 164
3926909000	Oth articles of plastics & othermaterial	3 023 759	26 384 943	11 628 786	108 841 101
4001101100	Natural rubber latex,cont ammonia >=0.5% catrige concentrate	919 730	6 342 206	2 586 664	18 297 407
4001101900	Natural rubber latex,cont ammonia >=0.5% processed by other me	6	731 703	11	2 428 655
4001102900	Natural rubber latex,cont ammonia <0.5% processed by other met	80 987	1 056 822	342 986	6 418 503
4001211000	Natural rubber in smoked sheets,rss grade 1	0	201	0	170
4001213000	Natural rubber in smoked sheets,rss grade 3	0	320 000	0	1 605 278
4001219000	Natural rubber in oth forms	850	142 608	2 098	515 761
4001221000	Tsnr, standard indonesian rubberSIR 3 cv	209 729	610 206	850 072	2 551 613
4001222000	Tsnr, oth standard indonesianrubber	322 560	3 301 066	1 575 834	15 831 541
4001223000	Tsnr, standard malaysian rubber	0	15 660	0	68 267
4001225000	Tsnr, thai tested rubber	57	59	332	462
4001229000	Oth tehnicly specified naturarubber (TSNR)	59 632	355 165	249 029	1 696 445
4001291000	Air-dried sheet,oth natural rubberin other form	0	15	0	1 087
4001292000	Latex crepe	0	13	0	96
4001294000	Remilled crepe, including flat barkcrepe	38 400	390 720	174 144	1 958 827
4001295000	Oth crepe	0	90 000	0	387 000
4001296000	Superior processing rubber	0	4	0	1 937
4001297000	Skim rubber	0	66 633	0	567 534
4001298000	Scrap (tree,earthorsmoked) & cuplunp	1	1 233	23	8 574
4001299000	Oth natural rubber in oth forms	0	16 761	0	87 361
4001309900	Oth balata,gutta-percha,guayule,chiclesimilar, in other form	1 200	34 638	4 040	132 048
4002110000	Styrene-butadiene rubber (SBR), inlatex form	1 373 373	11 192 918	2 478 536	22 688 894
4002190000	Carboxylated styrene-butadine rubber(SBR) in other form	10 459 503	92 929 381	37 341 271	301 544 705
4002200000	Butadiene rubber (BR)	6 569 179	60 672 915	29 012 110	239 789 070
4002310000	Isobutene-isoprene (butyl) rubber (IIR)	1 066 884	11 252 336	4 861 518	49 640 154
4002390000	Halo isobutane-isoprene rubber(CIIR of BIIR)	763 326	6 758 848	3 495 960	28 832 345
4002410000	Chloroprene (chlorobutadiene) rubberin latex form	180 040	1 199 867	453 861	3 059 869
4002490000	Chloroprene (chlorobutadiene) rubberin other form	476 403	5 490 589	2 483 094	26 414 035
4002510000	Acrylonitrile-butadiene rubber (NBR),in latex form	1 128 864	8 315 238	2 766 940	20 655 832
4002590000	Acrylonitrile-butadiene rubber (NBR),in other form	364 435	4 513 587	1 475 863	17 696 636
4002601000	Isoprene rubber (IR) in primary forms	1 993	226 707	12 421	1 110 491
4002609000	Isoprene rubber (IR) in other forms	198 561	1 425 213	966 937	6 361 639
4002700000	Ethylene-propylene-non-conjugateddiene rubber (EPDM)	821 860	7 782 769	3 769 336	30 755 755
4002801000	Mixture of natural rubber latex withsyntetic rubber latex	374 970	3 188 735	1 019 636	7 845 357
4002809000	Oth mixture of natural rubber latex withsyntetic rubber latex	49 599	231 842	208 743	1 326 330
4002911000	Oth synthetic rubber latex & facticederived from oils of poly graft	129 987	1 136 937	308 070	2 316 245
4002919000	Oil synthetic rubber& factice derivedfrom oils of other latex	35 936	4 637 675	54 077	8 340 940
4002991000	Oth synthetic rubber & factice derivedfrom oils in oth form	390	198 225	8 595	772 154
4002999000	Oth synthetic rubber latex & facticederived from oils	424 129	2 361 075	2 177 282	11 362 911
4003000000	Reclaimed rubber in primary formsoar in plates, sheets or strips	1 096 215	12 171 718	731 233	8 354 203
4004000000	Waste,paring & scrap of rubber (othhard rubbers)	1 105 545	6 986 564	641 648	4 385 727
4005100000	Compounded rubber with carbon blacksilica, unvulcanised	293 214	2 721 834	2 115 312	17 645 269
4005200000	Compounded rubber with solutions,oth subheading 4005.10	85 489	650 100	148 436	1 255 026
4005910000	Compounded rubber,unvulcanised,inplates, sheets, & strip	303 579	2 728 824	1 208 010	11 889 174
4005990000	Compounded rubber,unvulcanised,inoth form	244 537	3 686 363	1 002 183	12 277 225
4006100000	"camel-back" strips for retreadingrubber tyres, unvulcanised	62 326	1 046 338	85 518	1 289 922
4006900000	Oth forms & articles of unvulcanisedrubbers	45 023	464 753	643 124	7 163 054
4007000000	Vulcanised rubber thread & cord.	516 278	3 708 299	1 452 627	12 864 070
4008110000	Plates, sheets, & strip of cellularrubber	214 603	1 650 345	738 286	5 796 475
4008190000	Oth forms of cellular rubber	281 150	1 068 061	1 651 492	4 698 472
4008210000	Plates, sheets & strip of non-cellularrubber	177 079	2 107 222	641 482	6 706 480
4008290000	Oth forms of non-cellular rubber	49 673	1 107 823	744 699	4 799 685
4009110000	Tube,pipe & hose, not reinforced/othermaterial without fitting	168 560	2 904 415	1 406 602	16 645 745
4009120000	Tube,pipe & hose, not reinforced/othermaterial with fitting	66 103	501 778	266 838	3 015 068
4009211000	Mining slurry suction & discharge hose,without fitting	18	26 750	330	215 493
4009219000	Oth tube,pipe & hose,reinforced withoath materials without fittings:	211 902	1 364 155	1 424 104	13 755 487
4009221000	Mining slurry suction & discharge hose,with fittings	0	1 053	0	37 703
4009229000	Oth tube,pipe & hose,reinforced withoath materials with fitting	78 563	1 088 253	646 197	8 737 471
4009311000	Mining slurry suction & discharge hose,reinforced w textile, witho	1 160	27 156	23 470	110 003
4009319000	Oth tube,pipe & hose,reinforced withtextile, without fitting	233 463	3 196 282	2 670 366	25 505 314
4009321000	Mining slurry suction & discharge hose,reinforced w textile, with fi	5 245	88 425	16 100	127 434
4009329000	Oth tube,pipe & hose,reinforced withtextile, with fitting	75 770	765 789	1 232 721	9 392 796
4009411000	Mining slurry suction & discharge hose,reinforced w oth materials	5 944	293 086	2 728	618 539
4009419000	Oth tube,pipe & hose,reinforced withoath material, without fitting	554 572	4 370 550	1 582 462	17 111 565
4009421000	Mining slurry suction & discharge hose,reinforced w oth materials	24	18 175	1 426	337 051
4009429000	Oth tube,pipe & hose,reinforced withoath material, with fitting	317 930	4 224 190	4 023 388	40 118 970

I.3. IMPOR MENURUT KOMODITI / IMPORT BY HS COMMODITY
***** OKTOBER/OCTOBER 2011 *****

HS	Uraian Komoditi Commodity Description	Berat Bersih / Net Weight (Kg)		Nilai / Value C.I.F (US\$)	
		Bulan ini Current Month	Kumulatif Cum.Jan. to date	Bulan ini Current Month	Kumulatif Cum.Jan. to date
4010111000	Conveyor belts/belting,reinforced withmetal, width > 20cm	43 189	1 028 012	162 687	5 186 694
4010119000	Conveyor belts/belting,reinforced withmetal, width <= 20cm	21 255	566 150	443 729	5 756 438
4010121000	Conveyor belts/belting,reinforced withtextile, width > 20cm	80 714	649 839	197 372	2 171 848
4010129000	Conveyor belts/belting,reinforced withtextile, width <= 20cm	89 589	1 589 317	163 386	4 257 906
4010191000	Oth conveyor belts/belting, reinforcedwith oth; width > 20cm	20 296	282 720	274 860	2 788 379
4010199000	Oth conveyor belts/belting, reinforcedwith oth; width <= 20cm	238 919	4 035 890	1 031 802	19 710 016
4010310000	V-belts,V-ribbed,60cm<outside circum ference<=120cm	25 081	321 840	514 556	4 856 164
4010320000	V-belts,oth than V-ribbed,60cm<outside circum ference<=120cm	15 571	118 342	440 592	3 101 427
4010330000	V-belts,V-ribbed,120cm<outside circum ference<=240cm	3 692	56 686	70 918	1 006 041
4010340000	V-belts,oth than V-ribbed,120cm<outside circum ference<=240cm	456	2 682	10 246	74 946
4010350000	Endless synchronous belt,60cm<outside circum ference<=150cm	404	7 782	11 558	197 482
4010360000	Endless synchronous belt,150cm<outside circum ference<=198cm	5	3 512	10 282	27 349
4010390000	Oth transmission belts/belting	164 118	2 268 762	2 895 556	27 681 916
4011100000	New pneumatic tyres, of rubber of a kindused on motor cars	1 087 994	10 945 323	4 038 797	39 430 647
4011201000	New pneumatic tyre,of rubber used onbuses/lorries, width<450mm	2 844 483	28 936 131	6 840 599	76 274 808
4011209000	New pneumatic tyre,of rubber used onbuses/lorries, width>=450mm	794 760	8 601 684	2 563 424	20 084 820
4011300000	New pneumatic tyres,of rubber of akind used on aircraft	64 063	558 743	670 794	4 654 845
4011400000	New pneumatic tyres,of rubber of akind used on motorcycles	153 391	1 275 518	633 854	4 356 949
4011500000	New pneumatic tyres,of rubber of akind used on bicycles	270 354	2 871 841	463 918	3 318 427
4011610000	New pneumatic tyres,of rubber used onagricultural/forestry vehicle	117 394	1 312 180	552 721	5 034 853
4011620000	New pneumatic tyres,of rubber, rimsize<61 cm, used on const/ind.	73 953	696 317	323 768	2 726 811
4011630000	New pneumatic tyre,of rubber,rim size>=61cm, used on const/ind.	140 951	671 776	733 019	3 287 489
4011690000	New pneumatic tyre,of rubber,used for oth purpose	1 259 603	9 757 605	9 530 318	68 415 095
4011920000	Oth new pneumatic tyre,of rubber,usedon agricul./forestry vehicle	161 251	1 297 951	535 901	7 927 340
4011930000	Oth new pneumatic tyre,of rubber,rimsize<61 cm,used on const/ir	358 360	3 763 178	376 241	3 534 776
4011941000	Oth new pneumatic tyre,of rubber,rimsize>=61cm, used on earth m	17 272	288 705	216 892	2 586 201
4011949000	Oth new pneumatic tyre,of rubber,rimsize>=61cm, used for oth. p	1 224 453	10 239 496	10 433 274	82 176 728
4011991000	Oth new pneumatic tyre,of rubber,used on vehicles of chap.87	927 084	11 415 846	7 881 897	82 391 264
4011992000	Oth new pneumatic tyre,of rubber,used on earth moving mach.	127 108	2 155 904	909 053	13 434 674
4011993000	Oth new pneumatic tyre,of rubber,used for oth, width>450mm	0	28 898	0	447 874
4011999000	Oth new pneumatic tyre,of rubber,used for oth, width<450mm	494 746	6 274 544	4 467 416	48 073 039
4012110000	Retreaded tyres,used on motor cars	0	3	0	144
4012129000	Retreaded tyres,used on buses/lorries,width>=450mm	0	95 124	0	126 017
4012130000	Retreaded tyres,used on aircraft	15 322	232 845	125 222	1 261 163
4012191000	Retreaded tyres,used on motorcycles	0	656	0	1 930
4012192000	Retreaded tyres,used on bicycles	3 797	264 155	3 646	176 677
4012193000	Retreaded tyres,used on earth movingmachinery	0	30 992	0	95 700
4012194000	Retreaded tyres,used on oth vehiclesof chapter 87	0	566	0	2 030
4012199000	Retreaded tyres,used for oth purposed	480	33 401	5 778	108 750
4012202100	Used pneumatic tyres,used on buses/lorries, width<450mm	1 050	20 695	4 943	27 837
4012202900	Used pneumatic tyres,used on buses/lorries, width>=450mm	0	1 130	0	400
4012901100	Solid tyres, of ext dia < 100 mmfor vehicles of chapter 87	3 398	22 582	17 509	124 341
4012901200	Solid tyres, 100 mm< ext dia < 100 mmfor vehicles of chapter 87	0	1 997	0	13 701
4012901300	Solid tyres,external diameter >250 mm,width<450mm, used of cha	0	20 573	0	112 345
4012901400	Oth solid tyres,external diameter > 250,width<450mm, used of cha	3 060	53 348	25 481	238 160
4012901500	Oth solid tyres,external diameter >250,width>450mm, used of cha	0	1 733	0	10 160
4012901600	Oth solid tyres,external diameter>250mm,of a width > 450 mm	850	268 951	5 200	1 059 094
4012901900	Other solid tyres	9 710	294 491	44 251	1 258 090
4012902100	Solid tyres,enternal diameter <100 mm,	0	21	0	1 112
4012902900	Oth cushion tyres	9 324	42 891	44 865	212 736
4012907000	Replaceable tyre treads, width<450mm	61 691	651 334	226 712	2 225 848
4012908000	Tyre flaps	43 319	238 174	107 196	673 678
4012909000	Oth retreaded/used pneumatic,solid/cushion tyres, of rubber	34 082	411 382	75 875	853 568
4013101100	Inner tubes,of rubber,used on motor carwidth tyres<450mm	203 633	1 264 254	484 626	2 545 474
4013101900	Inner tubes,of rubber,used on motor carwidth tyres>450mm	24 600	186 064	13 818	497 837
4013102100	Inner tubes,of rubber,used on bus/lorriwidth tyres<450mm	110 055	308 239	349 275	819 644
4013102900	Inner tubes,of rubber,used on bus/lorriwidth tyres>450mm	44 097	349 980	18 223	378 665
4013200000	Inner tubes,of rubber,used on bicycles	119 757	1 154 728	458 249	1 922 420
4013901100	Inner tube,of rubber,use on earth movingwidth tyres<450mm	858	36 894	3 452	165 459
4013901900	Inner tube,of rubber,use on earth movingwidth tyres>450mm	1 270	52 775	6 063	239 466
4013902000	Inner tube,of rubber,used on motorcycleor motor scooters	132 746	2 103 800	154 235	2 208 546
4013903100	Inner tube,of rubber,used on oth vehicleof chap.87, width tyres<4	0	24 303	0	13 510
4013903900	Inner tube,of rubber,used on oth vehicleof chap.87, width tyres>4	9 312	117 667	9 391	134 927
4013909100	Oth inner tube,of rubber,suitable forfitting to tyres of width<450mm	12 446	155 107	22 991	580 545
4013909900	Oth inner tube,of rubber,suitable forfitting to tyres of width>450mm	32 980	596 550	13 009	690 844
4014100000	Sheath contraceptives	68 922	528 363	975 634	7 071 850
4014901000	Teats for feeding bottles & similar kind	19 892	131 501	300 084	1 683 369
4014904000	Stoppers for pharmaceutical use	32 059	351 277	504 620	6 278 775
4014909000	Oth hygienic/pharmaceutical articles,ofvulcanised rubber	14 610	123 118	168 949	1 615 412
4015110000	Gloves, mittens & mitts, surgical	109 270	914 976	817 937	6 558 831
4015190000	Gloves, mittens & mitts, for otherpurposed	73 022	621 253	433 245	3 913 265

I.3. IMPOR MENURUT KOMODITI / IMPORT BY HS COMMODITY
***** OKTOBER/OCTOBER 2011 *****

HS	Uraian Komoditi Commodity Description	Berat Bersih / Net Weight (Kg)		Nilai / Value C.I.F (US\$)	
		Bulan ini Current Month	Kumulatif Cum.Jan. to date	Bulan ini Current Month	Kumulatif Cum.Jan. to date
4015900000	Oth article of apparel, clothing accessfor all purposed	37 243	237 967	281 579	2 207 109
4016100000	Oth articles of vulcanised rubber otherof cellular rubber	48 851	391 081	185 730	2 598 954
4016911000	Mats	95 851	857 465	294 668	2 703 145
4016919000	Floor coverings	133 759	1 197 321	76 220	2 280 111
4016921000	Eraser tips	34 406	720 682	95 022	2 402 665
4016929000	Other erasers	72 370	462 690	240 960	1 915 222
4016931000	Gaskets, coverings & oth, packing forelectrolytic capacitor	70 100	334 070	580 336	6 602 398
4016939000	Oth gaskets, washers & oth seals	717 526	6 841 931	13 859 152	120 763 584
4016940000	Boat/dock fenders,whether/not inflatable	181 385	1 328 136	918 472	4 814 555
4016950000	Oth articles of vulcanised rubber,	108 857	462 772	729 185	2 803 746
4016991100	Oth article of vulcanised rubber,for vhc of heading 87.02-87.05&8	269 914	2 725 643	4 125 732	39 386 136
4016991200	Oth article of vulcanised rubber,forvehicles 87.09,87.13,87.15&87	7 800	78 436	171 448	1 378 559
4016991700	Oth article of vulcanised rubber,forfor bicycles of heading 87.12	165	6 399	21 130	62 792
4016991900	Oth parts & access for vehicles ofrubber	68 422	1 129 711	923 297	11 438 220
4016992000	Parts & access of rotochutes ofheading 88.04	6	1 698	1 026	27 099
4016993000	Rubber bands	558 100	6 136 588	958 033	12 967 745
4016995100	Rubber rollers	74 099	1 182 213	419 698	5 084 142
4016995900	Oth article of a kind used in machinery/mechanical/electrical appli	25 573	430 314	900 145	9 655 064
4016996000	Rail pad, of rubber	19 876	32 731	91 153	286 524
4016997000	Structural bearings including bridgebridge bearings, oth than rail p	1 293	291 478	15 622	2 593 895
4016998000	Rubber grommets & rubber cover forautomotive wiring harness	111 348	1 033 807	2 152 240	19 178 130
4016999000	Oth articles of vulcanised rubber foroth purposed	312 618	3 006 198	2 195 705	20 944 373
4017000000	Hard rubber in all form,include waste & scrap, articles of hard rubb	25 602	424 924	451 294	7 500 299
4101200000	Whole hide & skin,weight/skin<8kg(simplydried), 10kg(dry-salt), 1	665 880	7 716 019	335 189	3 660 758
4101500000	Whole hide & skin,of a weight >16 kg	20 000	559 701	19 113	689 166
4101900000	Oth raw hides & skin of bovine/equineanimals	13	426 790	125	169 400
4102100000	Raw skins of sheep/lambs with wool on	38 000	325 900	44 800	493 320
4102210000	Raw skins of sheep/lambs without wool on, pickled	8 000	64 580	87 450	606 798
4102290000	Oth raw skins of sheep/lambs withoutwool on, not pickled	0	298 494	0	142 999
4103200000	Raw hide & skin of reptiles	0	1 656	0	40 364
4103900000	Raw hide & skin of oth animal	65 669	971 151	34 021	580 741
4104110010	Bovine leather,vegetable pre-tannedfull grains, wet state	37 421	944 301	221 990	3 374 951
4104110090	Oth tanned/crust hide & skin of bovine,wet state, full grains	776 618	6 712 225	1 227 420	10 133 400
4104190000	Oth tanned/crust hide & skin of bovine,wet state, not full grains	585 030	5 151 241	1 438 296	18 258 186
4104410000	Crust vegetable (semi-tanned) hide &skins, full grains	239 051	3 931 897	5 096 981	64 186 248
4104490000	Oth crust vegetable (semi-tanned) hide& skin, full grains	509 731	7 978 067	6 655 072	62 546 597
4105100000	Tanned/crust skins of sheep/lamb,without wool on, in the wet sta	73 233	1 417 716	802 239	11 186 601
4105300000	Tanned/crust skins of sheep/lamb,without wool on, in dry state	9 930	66 019	499 288	3 142 806
4106210000	Tanned/crust hide & skin of goat/kid,in the wet state	26 440	216 699	174 143	1 253 203
4106220000	Tanned/crust hide & skin of goat/kid,in the dry state	0	5 929	0	214 455
4106320000	Tanned/crust hide & skin of swinein the dry state	5 918	11 621	167 707	271 294
4106409000	Oth tanned/crust hide&skin of reptiles	4	2 251	47	29 219
4106920000	Oth tanned/crust hide & skin of oth,animals in the dry state	2 236	11 197	224 944	994 528
4107110000	Whole hides&skins,full grains,unsplitsof bovine/equine animals	72 448	1 144 784	1 885 622	24 105 738
4107120000	Whole hides & skins,grains splits,ofbovine/equine animals	36 070	336 012	733 914	5 128 325
4107190000	Oth whole hides & skins,of bovine/equine animals, in oth form	256 718	3 038 281	4 168 483	49 177 091
4107910000	Oth whole hide & skin,including side,ofbovine/equine animals, full	1 208	123 132	38 276	1 489 547
4107920000	Oth whole hide & skin,including side,ofbovine/equine animals, gra	112 209	1 016 553	3 295 747	26 543 565
4107990000	Oth whole hide & skin,including side,ofbovine/equine animals, in c	502 150	3 839 349	5 891 075	48 164 701
4112000000	Leather further prepared after tanning,oth than leather of heading	19 218	447 554	469 881	8 432 410
4113100000	Leather further prepared after tanning,of goats or kids	25 567	261 474	1 079 231	10 931 466
4113200000	Leather further prepared after tanning,of swine	63 448	333 626	1 335 395	6 093 113
4113300000	Leather further prepared after tanning,of reptiles	136	140	6 045	6 046
4113900000	Leather further prepared after tanning,of oth animals	21 380	125 721	585 244	3 377 856
4114100000	Chamois (including combinationchamoss leather	32 128	323 594	204 586	1 721 038
4114200000	Patent leather & patent laminatedleather, metalised leather	93 388	1 031 659	1 427 517	12 980 672
4115100000	Composition leather with basis ofleather in slabs, sheets/strip	25 514	204 627	1 185 451	5 307 253
4115200000	Paring&oth waste/of composition leather,not suitable for manuf. (0	88	0	578
4201000000	Saddlery & harness for any animalof any materials	533	960	321	80 674
4202111000	School satchel,with outer surface ofleather, compositions/patent l	3 008	213 895	28 514	988 805
4202119000	Trunk,suit,vanity,executive,brief-caseswith outer surface of leathe	83 457	921 568	549 506	4 824 589
4202121000	School satchel,with outer surface ofplastics/textile materials	13 408	212 390	28 791	589 452
4202129000	Trunk,suit,vanity,executive,brief-casesw out surface of plastics/te	746 188	6 969 408	3 008 304	26 525 981
4202191000	School satchel,trunk,suit,vanity,brief,of wood, iron, steel or zinc	0	2 467	0	37 944
4202199000	School satchel,trunk,suit,vanity,brief,ot oth materials	185 093	2 057 699	877 461	8 418 326
4202210000	Hand bag with outer surface of leatheror of patent leather	18 418	92 695	852 139	6 876 455
4202220000	Hand bag with outer surface of plasticsheeting or of textile materi	591 045	3 889 466	2 978 655	20 990 068
4202290000	Hand bag with other outer surface	904 937	6 224 083	2 798 249	23 604 597
4202310000	Artcl in pocket/hand bag with outersurface of leather or of patent	16 799	192 286	267 019	2 004 811
4202320000	Artcl in pocket/hand bag with outersurface of plastics or of textile	92 101	874 860	403 677	4 674 141
4202390000	Article of kind normally carried pocketor in handbag with outer srf	85 256	1 043 979	237 203	3 819 446

I.3. IMPOR MENURUT KOMODITI / IMPORT BY HS COMMODITY
***** OKTOBER/OCTOBER 2011 *****

HS	Uraian Komoditi Commodity Description	Berat Bersih / Net Weight (Kg)		Nilai / Value C.I.F (US\$)	
		Bulan ini Current Month	Kumulatif Cum.Jan. to date	Bulan ini Current Month	Kumulatif Cum.Jan. to date
4202911000	Sport bags,with outer surface of leathercomposition leather/of pa	277	7 950	2 664	38 923
4202919000	Oth artcls with outer surface of leatheror of patent leather	139 663	1 575 081	568 318	6 486 567
4202921000	Bowling bags with outer surface ofplastic or of textile materials	968	19 156	5 323	81 262
4202929000	Other articles with outer surface ofplastic or of textile materials	73 880	867 303	913 448	6 532 759
4202991000	Bags, with outer surface of copper	10 719	66 877	37 766	336 485
4202999000	Oth than trunk, suit-cases,handbags,& similar containers	98 304	810 476	328 650	3 214 459
4203100000	Articles of apparelof leather or of composition leather.	1 959	19 839	87 799	1 050 239
4203210000	Gloves,mittens & mitts speciallydesigned for use in sports of leath	1 215	9 457	53 435	355 988
4203291000	Protective work gloves of leather orof composition leather	8 270	214 966	53 178	1 154 904
4203299000	Oth gloves, mittens & mitts of leatheror of composition leather	10 875	171 728	54 192	587 435
4203300000	Belts & bandoliers of leatheror of composition leather	139 804	890 731	914 907	6 621 008
4203400000	Oth clothing access of leatheror of composition leather	15 463	251 067	318 792	3 057 132
4205001000	Oth articles of leather or ofcomposition leather, boot laces ; mats	12 821	120 786	188 654	1 811 450
4205002000	Oth articles of leather,industrial safety belt & harnesses	35 011	134 540	120 756	630 354
4205003000	Leather strings or cords for jewelry orfor personal adornment	671	28 361	622	187 236
4205004000	Oth articles of leather/of compositionleather of a kind used in mac	28 001	87 961	65 618	339 893
4205009000	Oth articles of leather oth thanboot laces,safety belt & leather stri	2 909	44 474	26 694	648 400
4206000000	Articles of gut of goldbeaters skinof bladders or of tendons	5	401	25 286	108 823
4301100000	Raw furkins of mink, whole, with orwithout head, tail or paws	0	135	0	4 275
4301800000	Oth furskins, whole, with orwithout head, tail or paws	0	2 293	0	468 547
4302190000	Tanned or dressed furskins, oth thanof mink & of lamb	845	34 982	38 655	1 299 364
4302200000	Tanned or dressed furskins,head,tails,paws,oth pieces/cutting not	11	1 211	4 951	59 337
4302300000	Tanned or dressed furskins, whole skins& pieces or cuttings therec	0	83	0	841
4303100000	Articles of apparel, clothing accessof furskin	4 042	66 121	55 441	990 340
4303902000	Article for industrial purposes,oth than of furskin	22	28 061	333	8 957
4303909000	Oth than sport bag & article for industpurposes, oth than of furskii	2	1 488	2	138 470
4304001000	Artificial fur	6	12 446	23	396 297
4304002000	Article for indust purposesof artificioal fur	0	6 511	0	163 952
4304009100	Sport bags of artificial fur	0	3 354	0	25 669
4304009900	Artificial fur&articles thereof otharticle find purposes&sport bags	0	3 739	0	26 212
4401100000	Fuel wood,in logs,in billets,in twigsfaggots or in similar forms	1 525 477	16 965 418	450 462	4 868 762
4401210000	Coniferous, wood in chips or particles	0	7 260 005	0	802 676
4401220000	Non-coniferous	13 860	29 415	8 370	18 237
4401300000	Sawdust & wood waste & scrap,whetheror not agglomerat in logs,	0	1 877 951	0	1 237 827
4402100000	Wood charcoal(including shell or nutcharcoal), of bamboo	0	24	0	507
4402900000	Wood charcoal(including shell or nutcharcoal), of oth than bambo	21 792	33 179	15 605	115 458
4403101000	Baulks, wood in the rough,treated withpaint,stains,creosote/oth p	42 142	306 185	116 968	877 571
4403109000	Oth baulk,sawlog,pit-props,poles,pilestreated with paint	67 704	7 818 781	94 456	3 255 934
4403209010	Coniferous,oil damar, pulpwood	2 003	10 001	59 332	203 985
4403209090	Oth wood in the rough	128 999	4 957 636	58 376	922 648
4403419090	Oth pulp,baulk,of dark red merantilight red meranti & meranti bak	424 086	3 833 975	32 788	308 367
4403491000	Oth baulks of dark red meranti lightred meranti & meranti bakau	0	42 300	0	29 900
4403499090	Oth pulp,baulk,sawlog,pit props,poles of tropical wood	0	7 200	0	3 869
4403911000	Baulks, sawlogs and veneer logs of oak	25 000	5 416 520	4 422	2 493 025
4403919090	Oth pulp,baulk,sawlog,pit props,polesof oak	489 826	6 486 912	226 089	3 520 944
4403929090	Oth pulp,baulk,sawlog,pit props,pole ofbeech,oth thn pulpwood	43 998	3 848 347	44 750	494 197
4403991000	Baulks, oth meranti,beech,oak,tropical wood,ramin,keruing,kapur	0	102 836	0	233 962
4403999090	Oth pulp,baulk,sawlog,pit props,poles ofmeranti,tropic wood,rami	381 737	2 946 704	230 401	1 386 426
4404200000	Hoopwood, split poles; picket& the like of non coniferous	17 200	104 846	5 547	30 386
4405000000	Wood wool, wood flour.	1 047 871	5 501 733	571 169	2 914 603
4406900000	Railway or tramway sleepers(cross-ties)of wood impregnated	7 548	46 021	9 378	59 520
4407100010	Coniferous,planed of a thickness > 6mm	146 803	4 836 473	107 456	3 362 344
4407100020	Coniferous,sanded or end jointedthickness>6mm	25 448	197 432	66 981	383 045
4407100090	Coniferous,oth sanded or end jointed& planed, thickness>6mm	6 816 888	60 852 228	4 609 475	34 977 402
4407210090	Mahogany,oth planed, sandedend jointed,thickness>6mm	27 158	48 155	43 930	77 986
4407251090	Dark meranti/light red meranti, othplaned,sanded thickness>6mm	20 469	311 908	31 991	360 262
4407252090	Meranti bakau oth sanded endjointed&planed, thickness>6mm	0	474 474	0	215 326
4407270090	Sapelli other planed, sanded orend jointed,thickness>6mm	0	22 215	0	49 669
4407280090	Iroko other planed, sanded orend jointed,thickness>6mm	161 031	539 705	198 328	628 174
4407291110	Wood, planed of jelutongthickness>6mm	0	191	0	797
4407291120	Wood, sanded or end jointed ofjelutong,thickness>6mm	0	831	0	98
4407291900	Jelutong oth planed & sanded orend jointed,thickness>6mm	957	24 057	2 941	16 661
4407293900	Kempas oth planed&sanded orend jointed, thickness>6mm	0	20 452	0	44 172
4407294900	Keruing wood,oth planed,&sanded orend jointed,thickness>6mm	38 001	215 696	60 399	251 196
4407296900	Teak wood,oth planed&sanded orend jointed, thickness>6mm	36 840	607 887	51 695	744 156
4407297010	Balau wood, planedthickness>6mm	0	15 573	0	48 485
4407297090	Balau wood,oth planed&sanded orend jointed, thickness>6mm	1 200	30 057	3 697	63 958
4407299200	Jongkong&merbau,oth planed sanded orend jointed, thickness>6n	64 826	1 014 792	8 456	150 951
4407299900	Oth tropical wood, oth sanded or endjointed&planed,thickness>6r	227 660	2 914 148	222 491	3 074 092
4407910010	Oth of oak wood, planedthickness>6mm	46 957	1 444 889	30 905	944 501
4407910090	Oth of oak wood,oth planed&sandedor end jointed, thickness>6m	2 728 044	20 523 504	1 968 980	16 457 896

I.3. IMPOR MENURUT KOMODITI / IMPORT BY HS COMMODITY
***** OKTOBER/OCTOBER 2011 *****

HS	Uraian Komoditi Commodity Description	Berat Bersih / Net Weight (Kg)		Nilai / Value C.I.F (US\$)	
		Bulan ini Current Month	Kumulatif Cum.Jan. to date	Bulan ini Current Month	Kumulatif Cum.Jan. to date
4407920010	Oth of beech wood,planedthickness>6mm	72 924	325 819	65 867	127 085
4407920090	Oth of beech wood,oth planed&sandedor end jointed, thickness>6mm	194 800	3 493 833	133 253	1 743 181
4407930010	Oth of maple wood,planedthickness>6mm	24 222	242 765	28 977	366 630
4407930020	Oth of maple wood, sanded or endjointed, thickness>6mm	0	19 809	0	18 803
4407930090	Oth of maple wood,oth planed&sandedor end jointed, thickness>6mm	703 796	5 862 312	551 414	4 618 193
4407940090	Oth of cherry wood,oth planed&sandedor end jointed, thickness>6mm	40 947	166 739	25 423	118 324
4407950090	Oth of ash wood,oth planed&sandedor end jointed, thickness>6mm	42 058	847 824	62 135	2 166 922
4407990010	Oth wood sawn or chipped lengthwise,sliced or peeled, planed thickness>6mm	78 591	804 514	53 035	569 583
4407990020	Oth wood sawn or chipped lengthwise,sanded or end jointed thickness>6mm	0	16 250	0	27 457
4407990090	Oth wood sawn or chipped lengthwise,planed or sanded thickness>6mm	4 415 058	25 997 445	2 725 222	20 187 644
4408101000	Cedar wood slats prepared for pencilmanufact;radiata pinewood f	427 353	1 223 290	255 846	720 375
4408103000	Face veneer sheets, coniferous	22 917	670 161	98 604	952 079
4408109000	Coniferous,oth cedar wood slats,faceveneer sheets	531 890	3 507 683	572 191	4 399 928
4408310000	Dark red meranti, light red meranti andmeranti bakau of the tropic	0	48 000	0	46 875
4408391000	Jelutong wood slats prepared forpencil manufact	12	12	125	125
4408399000	Oth jelutong wood and oth woodprepared for pencil manufact	532 974	2 481 697	1 427 500	6 762 772
4408900000	Oth sheets for veneering and of thetropical wood of thickness < 6mm	1 005 663	6 877 116	1 754 018	13 058 447
4409100000	Noniferous wood cotin shaped	352 650	1 445 736	142 626	777 520
4409210000	Non coniferous wood cotin shapedof bamboo	0	152 365	0	158 872
4409290000	Oth non coniferous oth teak stripsfriezes for parquet flooring	112 037	677 529	263 412	1 414 846
4410110000	Particle board & similar board of wood	24 549 760	189 016 946	7 452 805	52 296 966
4410120000	Oriented strand & waferboard of wood	0	72 402	0	24 866
4410190000	Oth particle board,oriented strand board(osb) of wood	2 023 408	13 906 295	757 582	6 309 634
4410900000	Particle board & similar board ofother ligneous materias	358 779	1 571 941	173 378	1 023 173
4411120000	Medium density fibreboard (mdf)of a thickness < 5mm	6 267 074	35 205 105	2 956 436	15 502 430
4411130000	Medium density fibreboard (mdf)of a thickness > 5mm and < 9 mm	1 291 117	12 613 142	657 841	6 905 019
4411140000	Medium density fibreboard (mdf)of a thickness > 9 mm	6 176 303	44 102 947	2 810 647	19 394 219
4411920000	Oth fibreboard of a density >0.8g/cm3	335 441	3 815 613	401 435	3 038 108
4411930000	Oth fibreboard of 0,5g/cm<density<0,8g/cm3	996 060	27 770 615	460 069	10 234 441
4411940000	Oth fibreboard of a density <0.5g/cm3	273 356	3 045 635	126 204	1 394 949
4412100000	Plywood,veneered panel&similar laminated of bamboo	0	159 588	0	166 108
4412310000	Oth plywood,each thick.<6mm with atleast one outer ply of tropic	400 248	2 280 234	315 455	1 829 998
4412320000	Oth plywood,each thick.<6mm with atleast one outer ply of non tropical	1 211 558	8 091 303	759 780	5 498 525
4412390000	Oth plywood consisting solely of sheetsof wood of each thick < 6 mm	6 811 249	62 423 685	4 123 484	34 988 409
4412940000	Oth plywood of blockboard,laminboardand battenboard	15 093	142 113	50 886	390 335
4412990000	Veneered panels&similar w/at least oneother wood	1 130 573	12 552 071	1 027 904	9 276 631
4413000000	Densified wood, in blocks,plates,stripsof profile shapes.	344 565	1 906 574	227 545	2 018 080
4414000000	Wooden frames for paintings, photo-graphs mirrors or similar objects	18 173	147 599	75 253	369 762
4415100000	Cases, boxes, crates, drums & similarpackings; cable-drums	9 208	224 651	10 442	410 297
4415200000	Pallets,box pallets& other load boards;pallet collars	156 722	1 306 183	129 367	1 414 550
4416001000	Staves of wood	266	30 589	4 621	72 697
4416009000	Casks,barrels,vats,tubs&other coopersproducts & parts thereof, of wood	5 637	37 121	22 518	113 217
4417000000	Tools,tool bodies,tool handles,broom orbrush bodies & handles, of wood	44 520	974 838	56 677	1 895 125
4418100000	Windows,french-windows&their framesof wood	0	189	0	3 362
4418200000	Doors & their frames & thresholdsof wood	39 474	1 103 990	35 802	1 150 615
4418400000	Shuttering for concrete construal workof wood	0	27 807	0	38 241
4418500000	Shingles & shakes of wood	0	5 347	0	30 682
4418600000	Posts and beams of wood	0	102 260	0	119 489
4418710000	Assembled flooring panels for mosaicfloors of wood	27 287	37 190	47 035	63 411
4418720000	Assembled flooring panel for multilayerof wood	1 039	51 494	53 218	242 900
4418790000	Oth assembled flooring panels of wood	0	528 175	0	585 243
4418901000	Cellular wood panelscellular wood panels	0	65 682	0	46 003
4418909000	Other builders joinery & carpentryof wood	213 590	1 950 229	192 325	1 645 310
4419000000	Tableware and kitchenware, of wood.	20 503	396 800	16 271	523 463
4420100000	Statuettes & oth ornaments, of wood	13 780	92 294	61 669	277 429
4420901000	Wooden articles of furniture not fallingin chapter 94	3 153	32 447	8 242	114 045
4420909000	Oth wood marquetry and inlaid,casketand similar articles of wood	30 552	256 273	67 759	735 086
4421100000	Clothes hangers of wood	63 263	520 806	167 695	2 332 864
4421901000	Spools, cops & bobbins, sewing threadreels and the like of wood	1 900	19 083	11 878	147 904
4421902000	Match splints	0	392	0	5 676
4421903000	Wooden pegs or pins for footwear	232	49 746	922	100 280
4421904000	Candy-sticks, ice-cream sticks & icecream spoons	69 539	1 169 337	139 098	1 779 935
4421907000	Fans & handscreens, frames & handlesof wood	17 785	47 622	36 572	154 669
4421908000	Toothpicks of wood	30 567	633 258	31 787	470 562
4421909100	Horse and bullock gear of wood	0	180	0	508
4421909200	Prayer beads of wood	1 576	40 166	10 123	461 067
4421909900	Other wooden articles	124 756	1 758 435	375 577	3 347 244
4501100000	Natural cork, raw or simply prepared	341	6 525	1 989	61 265
4501900000	Waste cork: crushed, granulated orground cork.	18 683	59 432	28 792	152 345
4502000000	Natural cork,debarbed or roughly squaredor in rectangular (includ	2 326	37 253	15 231	99 367
4503100000	Corks and stoppers	8 927	18 117	159 758	337 276

I.3. IMPOR MENURUT KOMODITI / IMPORT BY HS COMMODITY
***** OKTOBER/OCTOBER 2011 *****

HS	Uraian Komoditi Commodity Description	Berat Bersih / Net Weight (Kg)		Nilai / Value C.I.F (US\$)	
		Bulan ini Current Month	Kumulatif Cum.Jan. to date	Bulan ini Current Month	Kumulatif Cum.Jan. to date
4503900000	Other articles of natural cork.	26 365	195 918	52 937	495 755
4504100000	Blocks, plates, sheets & strip; tiles of any shape; of agglomerated c	13 672	101 763	127 326	648 212
4504900000	Other articles of agglomerated cork	54 229	340 755	196 617	1 436 213
4601210000	Mats, matting and screens of vegetable materials of bamboo	9 797	115 619	12 695	164 853
4601220000	Mats, matting and screens of vegetable materials of rattan	0	1 144	0	32 537
4601290000	Oth mats, matting & screens of vegetable vegetable of material	0	10 579	0	31 686
4601921000	Plaits and similar products of plaiting material of bamboo	0	42 057	0	59 770
4601929000	Other products of bamboo	0	43 105	0	66 579
4601931000	Plaits and similar products of plaiting material of rattan	0	573	0	1 232
4601939000	Other products of rattan	0	35	0	334
4601941000	Plaits and similar products of plaiting material of vegetable materi	0	34	0	173
4601949000	Other products of vegetable material	294	707	3 406	4 185
4601991000	Mats and matting of other material	544	873 510	3 145	2 720 120
4601992000	Plaits & similar products of plaiting of other material	10 862	15 362	12 632	29 731
4601999000	Screens of other material	116	31 824	1 049	275 019
4602110000	Basketwork, wickerwork & other articles, of vegetable material of l	1 297	167 356	3 870	181 921
4602120000	Basketwork, wickerwork & other articles, of vegetable material of l	1 829	2 783	102 800	107 827
4602190000	Basketwork, wickerwork & other articles, other vegetable material	708	9 388	14 215	77 813
4602900000	Basketwork, wickerwork & other articles, of other materials	6 686	41 921	34 437	202 729
4701000000	Mechanical wood pulp.	30 736 991	188 768 572	18 020 133	105 805 015
4702000000	Chemical wood pulp, dissolving grades.	43 467 723	385 983 499	49 981 903	456 157 444
4703110000	Chemical wood pulp, soda, oth than dissolving grades, unbleached,	3 834 355	27 156 832	2 772 156	19 944 610
4703210000	Chemical wood pulp, soda, oth than dissolving grades, bleached, co	37 268 925	389 610 436	32 152 470	335 240 156
4703290000	Chemical wood pulp, soda, oth than dissolving grades, bleached, nc	7 619 423	61 236 071	5 320 845	45 376 490
4704110000	Chemical wood pulp, sulphite, oth than dissolving grades, unbleache	0	643 088	0	421 439
4704190000	Chemical wood pulp, sulphite, oth than dissolving grades, unbleache	0	5 225	0	24 080
4704210000	Chemical wood pulp, sulphite, oth than dissolving grades, bleached,	986 674	5 742 261	854 784	5 123 275
4704290000	Chemical wood pulp, sulphite, oth than dissolving grades, bleached,	33 817	263 224	72 965	433 089
4705000000	Wood pulp obtained by a combination of mechanical & chemical p	5 505 496	53 139 502	3 206 672	29 932 706
4706100000	Cotton linters pulp	137 038	2 700 964	1 107 452	12 000 136
4706200000	Pulps of fibres derived from recovered (waste & scrap) paper or pa	10 424	120 831	14 233	215 583
4706300000	Pulps of fibres derived from recovered of oth than bamboo	4 139	496 164	10 492	550 865
4706910000	Mechanical pulps of fibres derived from recovered paper or paper t	427 916	4 603 197	339 531	3 837 373
4706920000	Chemical pulps of fibres derived from recovered paper or paper bo:	1 143 767	3 291 046	1 241 184	4 317 629
4707100010	Unbleached kraft paper or paperboard for paper making purposes	120 053 673	1 294 237 605	32 160 641	333 713 182
4707100090	Unbleached kraft paper or paperboard for oth purposes	1 231	4 198	34 313	55 475
4707200010	Oth paper, bleached chemical pulp, not colored, for paper making p	2 875 738	57 014 997	1 093 072	21 738 651
4707200090	Oth paper, bleached chemical pulp, not colored, for oth purposes	186	9 110	2 247	30 919
4707300010	Paper made mainly of mechanical pulp for paper making purposes	65 910 095	491 893 703	19 314 585	135 382 250
4707300090	Paper made mainly of mechanical pulp for oth purposes	5	481	2	18 666
4707900010	Other paper, unsorted waste & scrap, for paper making purposes	14 271 701	125 064 963	3 589 685	29 085 228
4707900090	Other paper, unsorted waste & scrap, for oth purposes	304	309	3 591	3 652
4801001000	Newsprint, in rolls or sheets, weighing not more than 55 g/m2	186 640	4 823 266	77 537	2 979 503
4801009000	Newsprint, in rolls or sheets, weighing more than 55 g/m2	300 618	2 708 496	264 352	2 365 274
4802100000	Hand-made paper and paperboard	2 289	41 744	43 828	579 630
4802200000	Paper and paperboard of a kind used as for photo sensitive, heat-se	33 104	391 137	163 521	1 226 724
4802400000	Wallpaper base	41 991	212 393	41 635	410 239
4802541000	Paper, no fibres used in manufac gypsboard computer cards, weight	0	252 123	0	290 757
4802549010	Aluminium base paper weighing <20gm2 in rolls >15cm	656 883	2 008 633	633 867	2 788 946
4802549090	Oth carbonising base paper weighing <20gm2 in rolls >15cm	122 384	5 886 251	120 698	3 467 707
4802552100	Fancy paper and paperboard, in rolls of width of =< 15 cm	17 982	43 625	50 356	178 709
4802552900	Fancy paper and paperboard, other than in roll of with of >15cm	1 481 375	24 011 506	1 225 657	21 683 546
4802559000	Paper, no fibres, for other purpose 40< weight <150 g/m, roll	758 926	11 178 333	991 261	13 691 469
4802562100	Paper and paperboard, in rectangular =<36cm oth side =15cm	0	5 888	0	38 202
4802562900	Oth fancy paper & paperboard	676	297 041	9 312	379 658
4802569000	Paper, no fibres, for other purpose 40< weight <150 g/m, sheet	13 361	888 411	28 908	932 696
4802570000	Other paper & paperboard, weight >40g/m2 and =< 150g/m2	277 385	3 566 893	336 101	4 251 991
4802582100	Fancy paper and paperboard, in roll width =<15cm/in rectang sheet	1	446	143	3 389
4802582900	Fancy paper and paperboard, oth in roll width =<15cm/in rectang sh	0	114 135	0	150 722
4802589000	Oth paper, no fibres, for other purpose weight >150 g/m	455 095	9 929 383	641 451	7 684 261
4802611000	Paper, fibres >10%, aluminium paper paper, in rolls	16 501	16 507	15 101	15 150
4802612000	Paper, fibres >10%, for banknotes, manuf A C of gypsumboard, in roll	51 212	154 712	47 224	153 938
4802619000	Paper, fibres >10%, oth aluminium paper, banknotes, printing, writing	321 398	5 160 040	286 432	4 547 026
4802621000	Paper, fibres, aluminium paper base in sheets with 435< one side <	0	52 412	0	256 962
4802622000	Paper, fibres, banknotes, manuf of gypsumboard, in sheets 435< one	350	61 143	2 440	457 455
4802629000	Oth paper, fibres, for other purpose, in sheets with 435< one side <	15 966	36 544	50 837	179 140
4802690000	Oth paper, fibres, for other not purpose, of fibres >10%, paper in rol	337 837	3 676 963	322 518	4 144 853
4803003000	Cellulose wadding not further worked than being color, marble thro	15 646	130 833	40 262	507 075
4803009000	Oth cellulosa wading & tissue paper for toilet/facial tissue stock & si	215 393	2 073 186	603 959	6 105 838
4804111000	Kraftliner paper & paperboard, in rolls or sheets, unbleached	3 489	8 832	5 257	11 641
4804119000	Kraftliner paper & paperboard, in rolls or sheets, bleached	2 121 003	16 114 328	1 238 036	10 652 954

I.3. IMPOR MENURUT KOMODITI / IMPORT BY HS COMMODITY
***** OKTOBER/OCTOBER 2011 *****

HS	Uraian Komoditi Commodity Description	Berat Bersih / Net Weight (Kg)		Nilai / Value C.I.F (US\$)	
		Bulan ini Current Month	Kumulatif Cum.Jan. to date	Bulan ini Current Month	Kumulatif Cum.Jan. to date
4804191000	Kraftliner paper&paperboard, oth thanof kind used in mnftre of gi	16	950	409	29 429
4804199000	Oth kraftliner paper&paperboard	845 687	17 447 100	892 942	15 163 425
4804211000	Sack kraft paper for making cement bagin rolls or sheets,unbleach	7 459 400	90 868 113	9 130 845	106 405 909
4804219100	Sack kraft paper for making cement bagin rolls or sheets,bleached	0	1 359 319	0	1 291 001
4804219900	Oth sack kraft paper for making cementbag in rolls or sheets,unble	153 448	2 215 815	175 937	2 162 196
4804291000	Composite papers, in rolls or sheets	0	992 644	0	1 008 954
4804299000	Oth composite papers, in rolls or sheets	279 577	2 102 200	204 576	1 789 983
4804311000	Elect grade insulating kraft paper,weighing 150 g/m,unbleached	67 340	616 590	244 631	2 822 866
4804313000	Wet strenght 40g to 60g, for plywoodadhesive tape,weigh 150g/m	372 116	2 282 642	413 769	2 481 270
4804319000	Other kraft paper & wet strenghtweighing 150 g/m,unbleached	613 374	6 288 447	722 885	7 557 054
4804391000	Adheshive tape,40-60g,used in mnfact.weight <= 150g/m2,bleach	39 350	393 907	37 002	388 416
4804399000	Adheshive tape,40-60g,not used inmfact.,weigh <= 150g/m2,blea	136 411	1 913 531	169 537	1 937 021
4804411000	Elect grade insulating kraft paper,150<weighing< 225 g/m,unbleac	17 817	448 704	68 408	744 721
4804419000	Oth elect grade insulating kraft paper,150<weighing <225 g/m,unt	1 434 992	10 084 518	1 030 276	8 088 183
4804420000	Bleached uniformly throughout the mass&>95% wood fibres,150<	48 107	783 505	58 031	964 596
4804490000	Other kraftpaper& paperboard150<weighing< 225 g/m	20 000	534 999	39 600	705 618
4804511000	Elect grade insulating kraft paper,presboard weighing >600g/m,u	1 894	27 697	29 098	160 506
4804519000	Oth wet strenght 40g to 60g,for plywoodadhesive tape,weigh>225	277 058	1 946 182	181 718	1 219 544
4804521000	Bleached of kind used in the manufact ofgypsum boards	0	125 793	0	40 254
4804529000	Bleached oth of kind used in themnfrt of gypsum boards	0	618 748	0	1 435 525
4804590000	Other kraftpaper& paperboardweighing 225 g/m or more	55 813	347 698	147 754	1 043 091
4805110000	Uncoated paper&paperboard,semichemicalfluting paper,rolls or sl	2 371 514	12 241 681	1 138 340	6 159 922
4805129000	Uncoated paper&paperboard,oth semichemical,straw flutingpaper	22 881	58 134	61 081	208 333
4805191000	Uncoated paper&paperboard,oth flutingpaper	1 321	65 822	1 618	172 555
4805199000	Oth uncoated paper and paperboard,in rolls or sheets	190 657	11 476 907	134 987	5 374 111
4805240000	Uncoated paper&paperboard,testlinerweighing 150 g/m2 or less	411 374	1 976 136	207 261	1 013 471
4805251000	Uncoated paper&paperboard,testlinerweighing >= 150 g/m2	397 725	2 393 279	212 538	1 352 899
4805259000	Uncoated paper&paperboard,testlineroth of weighing >= 150 g/m	1 677 141	13 664 534	1 011 860	8 266 390
4805301000	Paper,sulphite wrapping paper,colored match wrapping paper	0	14 436	0	24 633
4805309000	Paper,sulphite wrapping paper,oth colored match wrapping paper	26 812	172 939	12 957	317 077
4805400000	Filter paper and paperboard	498 844	5 722 950	2 013 874	21 004 648
4805500000	Felt paper and paperboard	15 040	236 190	124 184	908 098
4805911000	Paper used as packing of flat glassproduct, resin<0,6%,wg<150g/m	415	3 533	8 074	39 034
4805919000	Uncoated paper&paperboard,oth blotting,&joss paper,weighing15	38 827	846 751	87 947	1 393 655
4805921000	Multi-ply paper and paperboard of150<weighing<225g/m	445	812	1 417	11 228
4805929000	Uncoated paper&paperboardof oth 150<weighing<225g/m	2 216 882	11 176 889	1 368 297	6 712 249
4805931000	Multi-ply paper and paperboardof weighing > 225g/m2	49 394	1 689 356	37 952	1 177 932
4805939000	Uncoated paper&paperboard,of other weighing > 225g/m2	921 629	6 574 045	629 087	5 155 659
4806100000	Vegetable parchment	68 049	1 463 115	81 289	2 390 239
4806200000	Greaseproof papers	46 694	830 600	62 095	1 504 901
4806300000	Tracing papers	13 008	203 853	47 083	405 296
4806400000	Glassine and other glazed transparentor translucent papers	702 085	7 497 537	1 088 590	12 141 749
4807000000	Composite paper and paperboard notsurface-coated or impregnat	1 115 972	8 885 812	876 979	6 870 893
4808100000	Corrugated paper&paperboard,whether ornot perforated,in rolls c	287 173	2 308 745	387 864	2 962 058
4808200000	Sack kraftpaper,creped,crinkled,whether,not embossed or perfora	19 239	297 226	133 772	1 085 604
4808300000	Oth kraftpaper,creped or crinkle,whetheror not embossed or perfo	93 094	388 977	159 976	883 835
4808901000	Paper&paperboard,embossed paperfancypaper used printing,cover	66 630	146 480	51 610	213 671
4808909000	Paper&paperboard,oth embossedfancypaper used printing,cover,l	147 593	1 964 758	293 511	3 049 241
4809200000	Self-copy paper	59 787	700 037	46 871	1 160 485
4809900000	Other self-copy paper	163 374	1 516 092	359 952	3 268 059
4810134000	Paper&paperboard for photo,heat,elect.in rolls papers of width <1	0	210	0	5 472
4810135000	Paper&paperboard for photo,heat,elect.in rolls papers of oth widt	150	8 879	3 660	44 559
4810139010	Banknotes paper, in rollsof a width <= 15 cm	314 456	3 312 429	2 666 574	25 139 518
4810139090	Oth coated writing and printing paperbanknotes paper,in rolls	2 119 845	22 662 952	2 623 825	25 457 749
4810145000	Paper&paperboard for photo,heat,elect.sensitive 297<one side<4:	0	55	0	459
4810146000	Paper&paperboard for photo,heat,elect.of width < 15cm	156	2 125	939	12 368
4810149090	Oth coated writing &printing paperbanknotes paper,in sheets	168	12 006	1 127	10 724
4810190010	Other Banknotes paper	0	35	0	342
4810190090	Oth banknotes paper,coated wrintng&printing paper, one side>4:	440 806	5 602 073	1 365 018	10 897 701
4810223000	Paper&paperboard for photo,heat,elect.sensitive,light weight coat	0	21 522	0	23 029
4810224000	Paper&paperboard, oth in rollof a width 15cm<one side<36cm,uni	0	588	0	1 701
4810229000	Oth aluminium paper base, light-weightcoated paper	1 427 917	16 164 486	2 311 994	20 758 716
4810294000	Oth paper&paperboard for photo,heat,.elect oth light weight coat	0	225	0	1 433
4810295000	Oth paper&paperboard, oth in rollof a width 15cm<one side<36cn	5	40 366	391	61 402
4810299000	Oth aluminium paper base and artpaper oth light weight coated pa	712 697	10 380 681	984 031	13 207 727
4810312000	Kraftpaper,for separate batery plate,width<=15cm,15cm<side>36c	0	87	0	281
4810313000	Kraftpaper,for separate batery plate,width<=15cm,15cm<side>36c	83	1 317	167	1 452
4810319000	Kraft paper,paperboard, not for writing,printing, other grafic purp,	0	13 837	0	173 894
4810329000	Kraft paper,paperboard, not for writing,printing, other grafic purp,	841 011	6 683 092	939 362	7 179 472
4810392000	Paper as interleaf mtrl in proc batteryroll < 15cm, rect < 15 x 36 cn	16 530	102 595	129 661	792 439
4810399000	Kraft paper and paperboard in other size	222 047	1 685 516	273 481	2 113 297

I.3. IMPOR MENURUT KOMODITI / IMPORT BY HS COMMODITY
***** OKTOBER/OCTOBER 2011 *****

HS	Uraian Komoditi Commodity Description	Berat Bersih / Net Weight (Kg)		Nilai / Value C.I.F (US\$)	
		Bulan ini Current Month	Kumulatif Cum.Jan. to date	Bulan ini Current Month	Kumulatif Cum.Jan. to date
4810921000	Gray backboard, multi ply	1 032 254	9 964 921	781 385	7 426 194
4810923000	Paper colored for computer card,oth multi ply	523	17 764	4 221	97 769
4810929000	Oth paper colored for computercard & gray backboard, multi ply	707 791	5 891 430	628 500	5 647 880
4810992000	Oth paper and paperboardof multi ply	0	33 882	0	189 668
4810999000	Oth paper colored for computer card,oth multi ply	248 719	3 015 996	449 071	4 730 641
4811101000	Tarred, bituminised/asphalted paper &paperboard, in roll <15cm,	47 163	555 345	72 168	671 435
4811109000	Tarred, bituminised/asphalted paper &paperboard, in other size	200 722	2 074 061	283 517	2 820 635
4811411000	Gummed or adhesive paper&paperboard,self-adhesive	91 945	714 077	552 005	6 132 295
4811419000	Gummed or adhesive paper&paperboard,oth self-adhesive	652 566	8 697 419	2 077 258	26 496 398
4811491000	Oth gummed or adhesive paper&paperboardself-adhesive	13 405	122 409	149 759	1 579 443
4811499000	Oth gummed or adhesive paper&paperboardoth self-adhesive	155 467	2 942 554	535 657	5 881 897
4811511000	Paper coated,impregnated or coveredwith plastic, bleached,wg>1!	25 581	75 907	42 592	117 618
4811519000	Paper coated,impregnated or coveredwith plastic, unbleached,wg	891 303	8 988 237	2 092 925	17 296 967
4811591000	Paper coated,impregnated or coveredoth for mnftre of papercup l	19 120	315 859	194 752	2 593 829
4811592000	Oth paper coated,impregnated or coveredand with a lining of alun	1 021 887	12 138 821	4 684 060	45 954 103
4811593000	Oth paper coated,impregnated or coveredoth in sheets 15<onesid	0	921	0	4 889
4811599000	Oth paper coated,impregnated or coveredwith plastic,oth bleache	1 347 177	10 055 585	2 549 497	22 860 553
4811601000	Paper coated,impregnated or coveredwith wax,paraffin,stearin,oil	749	40 054	17 724	271 525
4811609000	Paper coated,impregnated or coveredwith oth wax,paraff,stearin,i	139 854	1 148 662	138 849	1 438 826
4811903000	Oth paper, paperboard,cellulose waddingweb of cell fibr roll<15cn	3 004	65 480	6 355	240 151
4811909000	Oth paper, paperboard,cellulose waddingweb of cell fibres other s	1 198 338	11 408 599	3 324 647	33 966 984
4812000000	Filter blocks,slabs&plates,of paperpulp	17 965	182 487	103 099	1 020 508
4813100000	Cigarette paper,in the formof booklets or tubes	152 752	1 028 609	864 974	5 801 177
4813200000	Cigarette paper,in the form in rolls ofa width not exceeding 5 cm	491 582	2 494 366	2 157 511	10 910 028
4813900000	Cigarette paper,oth in the of booklets,tubes & in rolls	637 346	7 494 731	3 707 690	33 356 803
4814200000	Wallpaper&similar wall coverings,the face side,with a grained,emt	196 598	1 679 984	503 283	4 825 524
4814900000	Wallpaper&similar wall coverings,oth with transparant protective	270 265	2 928 037	615 988	7 334 041
4816200000	Self-copy paper (other than of 48.09)	15 839	76 961	22 435	195 099
4816900000	Other heat transfer paper & offsetplates of paper	135 314	1 214 195	317 652	3 332 716
4817100000	Envelopes	43 517	429 067	296 162	2 754 596
4817200000	Letter cards,plain postcards andcorrespondence cards	2 258	35 190	3 136	118 517
4817300000	Boxes,pouches,wallets & writingcompendiums,of paper or paperb	9 265	279 727	42 786	1 019 810
4818100000	Toilet paper	6 218	262 656	7 767	681 573
4818200000	Handkerchiefs,cleansing or facialissues & towels	148 280	1 511 105	317 298	3 789 010
4818300000	Tablecloths and serviettes	577	38 842	3 556	186 399
4818401100	Napkins & napkin liners for babies &similar sanitary articles	1 431 857	15 834 642	5 242 428	57 256 907
4818401900	Oth napkins & napkin liners for babies &similar sanitary articles	871 404	5 825 352	2 522 457	16 408 534
4818402000	Sanitary towels,tampons & similararticles	1 444 736	11 466 856	5 891 106	47 017 574
4818500000	Articles of apparel & clothing,surgical face masks	742	71 865	14 809	1 182 612
4818900000	Oth articles of apparel & clothing,oth surgical face masks	122 183	1 306 389	439 433	4 132 931
4819100000	Cartons,boxes & cases, of corrugatedpaper or paperboard	2 850 415	23 666 034	6 079 908	61 756 744
4819200000	Boxes, of non corrugated paper &paperboard	2 125 811	18 775 535	6 379 081	62 575 995
4819300000	Sacks&bags,base of a width>40cmfor cement or fertizer packing	222 080	2 589 274	402 249	4 815 079
4819400000	Other sacks and bags, including cones	151 941	1 112 997	389 158	3 333 325
4819500000	Other packing containers,includ recordsleeves	304 424	2 893 177	1 316 038	13 568 338
4819600000	Box files,letter trays,storage boxes&similar articles,used in offices,	551 112	3 085 338	573 006	2 859 958
4820100000	Registers,account books,note books,receipt books,&similar article	27 701	377 341	139 317	1 866 390
4820200000	Exercise books	97 123	706 022	114 223	922 962
4820300000	Binders(other than book covers),folders&file covers	7 847	140 681	51 848	452 050
4820400000	Manifold business forms& interleavedcarbon sets	3 385	155 388	10 073	231 856
4820500000	Albums for samples or for collections	4 607	80 334	27 180	335 475
4820900000	Other exercise book,binders,manifold,albums	38 497	453 781	152 018	1 439 703
4821101000	Printed,labels that form of packing forjewellery,small objects & th	103 991	964 195	1 785 802	14 356 599
4821109000	Printed,oth labels that form of packingfor jewellery,small objects &	516 158	4 935 552	7 005 168	70 051 334
4821901000	Oth printed,labels that form of packingfor jewellery,small objects .	18 130	115 024	356 414	2 096 898
4821909000	Oth printed,oth label that form of packfor jewellery,small objects .	283 012	2 112 883	3 197 273	16 248 068
4822100000	Bobbins,spools,cops&similar of pulpo of a kind used for winding texl	184	139 735	4 168	321 986
4822900000	Bobbins,spools,cops&similar of pulpoth of a kind used for wind te)	104 372	1 048 457	601 650	6 067 512
4823200000	Filter paper in rolls or sheets	168 837	8 908 599	1 123 777	16 950 421
4823401000	Cardiograph recording paper	180	9 239	3 774	103 193
4823409000	Oth paper for self recording for otherapparatus	31 168	426 605	131 531	1 818 053
4823610000	Trays,dishes,plates,cups&the like,ofpaper or paperboard of bamb	0	192	0	344
4823690000	Trays,dishes,plates,cups&the like,ofpaper or paperboard of oth th.	52 876	441 692	264 781	1 909 718
4823700000	Gaskets and washers,moulded oprressed artcles of paper pulp	81 382	511 987	843 503	3 785 594
4823901000	Other paper, cocooning frames forsilk-worms	13 720	111 838	6 272	388 891
4823902000	Sterilization indicators,not gummed,cocooning frames for silk-wor	0	192	0	12 344
4823903000	Cup stock board (i.e. polyethylene (pe)in rells of width of less than	7 257	210 992	17 288	312 536
4823904000	Telegraph or teleprinter paper in stripor rolls	72	413	980	13 064
4823905000	Display cards for jewellery/for smallobjects of personal adornmen	974	13 282	9 808	141 700
4823906000	Punched jacquard cards	0	2	0	13
4823907000	Fans&handsscreens,with paper mountsor leaves&frames of any m	107	7 645	2 827	44 820

I.3. IMPOR MENURUT KOMODITI / IMPORT BY HS COMMODITY
***** OKTOBER/OCTOBER 2011 *****

HS	Uraian Komoditi Commodity Description	Berat Bersih / Net Weight (Kg)		Nilai / Value C.I.F (US\$)	
		Bulan ini Current Month	Kumulatif Cum.Jan. to date	Bulan ini Current Month	Kumulatif Cum.Jan. to date
4823909000	Other, cut to size/shape, other than instrrips, rolls or sheets	351 919	4 239 406	1 206 192	13 795 480
4901100000	Print books in official language of impctry for educations, in single	14 515	866 910	358 620	8 559 361
4901910000	Dictionaries, wholly/essentially in the official language of the impor	58	31 752	528	290 607
4901991000	Oth educational, wholly/essential in the official language of the imp	67 636	638 762	790 541	8 784 545
4901999000	Oth educational, oth wholly/essential in official language of the imp	107 690	1 588 253	1 230 859	16 852 773
4902100000	Newspapers, journals & periodicals appearing at least four times a w	242	1 405	2 034	14 736
4902900000	Oth newspapers, journals and periodicals	17 744	88 493	211 071	826 845
4903000000	Childrens picture, drawing or coloring books.	887	6 417	8 513	47 045
4904000000	Music, printed or in manuscript, whether or not bound or illustratec	3 902	16 746	122 054	420 795
4905100000	Maps&hydrographic or similar charts of all kinds, globes	3 934	35 771	47 109	344 609
4905910000	Maps&hydrographic or similar charts of all kinds, in book form	41	554	119	8 782
4905990000	Maps&hydrographic or similar charts of all kinds, in other form	382	20 260	7 060	238 980
4906001000	Plans&drawings, including photographicreproduct&carbon copies (12	2 585	654	98 922
4906009000	Plans & drawings, being originals drawn by hand, hand-written text	1 062	28 957	3 681	109 238
4907001000	Banknotes, being legal tender	0	101	0	712
4907002000	Unused postage stamps	1 088	6 609	10 114 455	13 789 247
4907004000	Stock, share/bond certificates&similar documents of title; cheque f	293	402	2 095	6 326
4907009000	Other banknotes, unused postage, revenue, stock, share & the like	1 422	25 388	66 068	2 663 276
4908100000	Transfers (decalcomanias), vitrifiable	49 271	302 613	854 446	5 578 092
4908900000	Oth than transfers (decalcomanias), vitrifiable	56 048	528 179	754 943	5 392 368
4909000000	Printed/illustrated postcards, card greetings, messages/the like	508	18 687	4 451	102 143
4910000000	Calendars of any kind, printed, including calendar blocks.	31 877	77 483	91 374	181 594
4911100000	Trade advertising material, commercial catalogues & the like	63 611	598 554	320 068	4 712 723
4911912000	Printed matter, wall pictures&diagram for instruct purposes; designs	5 815	13 634	9 482	89 896
4911913000	Printed matter, oth printed pictures and photographs	250	15 797	1 697	54 276
4911919000	Printed matter, oth anatomical&botanical diagram & wall picture	14 629	72 597	63 482	537 819
4911991000	Printed card for jewellery, small object person adornment, carried ir	741	3 300	4 181	41 539
4911992000	Printed stickers for explosives	8	45	532	2 155
4911999000	Oth printed matter, oth printed sticker& printed card	95 212	833 760	775 118	6 464 899
5001000000	Silkworm cocoons suitable for reeling.	6 147	6 958	3 829	28 612
5002000000	Raw silk (not thrown).	2	1 655	113	14 796
5004000000	Silk yarn (oth than yarn spun from silk waste) not put up for retail s	9 570	112 686	73 513	787 229
5005000000	Yarn spun from silk waste, not put up for retail sale.	542	110 996	19 078	534 535
5006000000	Silk yarn & yarn spun from silk waste, put up for retail sale; silk-wor	0	20 051	0	34 731
5007100010	Fabrics of noil silk, bleached/unbleached	0	1 318	0	35 274
5007100090	Fabrics of noil silk, oth than bleached/unbleached	3 983	10 533	43 335	196 990
5007200010	Oth fabrics, silk/silk waste >85%, oth than noil silk, bleached/unblea	54 913	187 269	557 334	1 864 450
5007200090	Oth fabrics, silk/silk waste >85%, oth than noil silk, oth bleach/unble	8 805	78 313	141 659	1 036 295
5007900010	Oth fabrics, silk/silk waste < 85%, oth than noil silk, bleached/unblea	0	498	0	14 799
5007900090	Oth fabrics, silk/silk waste < 85%, oth than noil silk, oth bleach/unble	17 845	120 250	456 803	2 194 762
5101110000	Shorn wool, not carded/combed, greasy, including fleece-washed v	19 816	23 166	60 127	80 492
5101190000	Oth shorn wool, not carded/combed, greasy, including fleece-wash	36	1 286	269	10 700
5101210000	Shorn wool, not carded/combed, degreased, not carbonised	0	78 220	0	222 715
5101290000	Oth shorn wool, not carded/combed, degreased, not carbonised	0	19	0	487
5102190000	Fine animal hair, not carded/combed oth of kashmir (cashmere) go:	0	1 661	0	232 151
5102200000	Coarse animal hair, not carded/combed	0	2 344	0	24 043
5105100000	Carded wool	40 075	83 503	190 055	515 904
5105290000	Combed wool not in fragments	42 148	986 287	537 659	12 440 095
5105310000	Fine animal of kashmir (cashmere) goats	0	418	0	60 817
5105390000	Other fine animal hair, carded/combed	0	2	0	11
5105400000	Coarse animal hair, carded/combed	0	3 753	0	12 387
5106100000	Yarn, carded, wool > 85% by weight not put up for retail sale	7	27 214	82	263 300
5106200000	Yarn, carded, wool < 85% by weight not put up for retail sale	3	112 334	9	1 027 241
5107100000	Yarn, combed, wool > 85% by weight not put up for retail sale	0	18 171	0	171 666
5107200000	Yarn, combed, wool < 85% by weight not put up for retail sale	4 006	11 029	6 067	58 729
5108200000	Yarn of fine animal hair not put up for retail sale., combed	0	3	0	10
5109100000	Yarn, wool/animal hair > 85%, for retail sale	126	1 702	2 238	236 422
5109900000	Yarn, wool/animal hair < 85%, for retail sale	1	1 250	20	4 361
5110000000	Yarn, coarse animal hair/of horsehair wether not put up for retail s	0	82	0	1 064
5111110000	Woven fabric, carded, wool/animal hair >85%, weight < 300 g/m	44 683	428 848	1 617 386	13 676 937
5111190000	Woven fabric, carded, wool/animal hair >85%, weight > 300 g/m	270	4 275	8 608	89 624
5111200000	Woven fabric, carded, wool/animal hair mix. mainly w/made filame	1 270	28 725	33 560	551 235
5111300000	Woven fabric, carded, wool/animal hair mix. mainly w/made stapel	10 179	221 195	328 754	3 584 264
5111900000	Woven fabric, carded, wool/animal hair oth mixed	74	1 807	18 410	30 622
5112110000	Woven fabrics, combed wool/animal hair >85%, weight < 200 g/m	49 681	87 740	1 662 875	2 895 113
5112190000	Woven fabrics, combed wool/animal hair >85%, oth weight > 200 g	125 495	1 157 039	3 414 953	30 760 970
5112200000	Woven fabrics, combed wool/animal hair mix. mainly w/made filar	18 401	124 455	503 611	2 775 796
5112300000	Woven fabrics, combed wool/animal hair mix. mainly w/made stap	10 744	171 628	294 736	2 999 340
5112900000	Woven fabrics, combed wool/animal hair oth mixed	41 943	362 077	864 031	7 926 677
5113000000	Woven fabrics of coarse animal hair/of horsehair	157	326	1 601	13 630
5201000000	Cotton, not carded/combed.	53 952 022	453 089 188	162 863 469	1 523 534 129

I.3. IMPOR MENURUT KOMODITI / IMPORT BY HS COMMODITY
***** OKTOBER/OCTOBER 2011 *****

HS	Uraian Komoditi Commodity Description	Berat Bersih / Net Weight (Kg)		Nilai / Value C.I.F (US\$)	
		Bulan ini Current Month	Kumulatif Cum.Jan. to date	Bulan ini Current Month	Kumulatif Cum.Jan. to date
5202100000	Cotton waste,yarn waste	0	53	0	150
5202910000	Cotton waste,garnetted stock	0	299	0	2 724
5202990000	Oth yarn waste & garnetted stock	1 317	5 956	11 814	57 864
5203000000	Cotton, carded/combed.	70 066	360 868	229 001	2 029 455
5204110000	Cotton sewing thread,not for salecont 85%/more by weight of cot	22 920	1 600 855	216 259	4 595 937
5204190000	Cotton sewing thread, not for retail saleoth cont 85%/more of cott	36 598	404 619	356 255	4 141 956
5204200000	Cotton sewing thread, for retail sale	19 568	215 720	91 992	394 579
5205110000	Single yarn,of uncombed fibres measur714.29 decitex/more, cottc	41 270	2 695 870	273 056	12 325 608
5205120000	Single yarn,of uncombed fibres232<measuring<714.29dec,cotton>	261 196	2 465 817	753 241	11 721 646
5205130000	Single yarn,of uncombed fibres192.31<measuring<232.56 dec,cott	16 407	40 082	58 446	162 533
5205140000	Single yarn,of uncombed fibres125<measuring<192.31dec,cotton>	17 108	318 885	138 936	2 459 736
5205150000	Single yarn,of uncombed fibres measuring<125dec (>80metric nur	0	958	0	4 513
5205210000	Single yarn,of combed fibresmeasuring 714.29dec/more,cotton>8	38 102	373 867	116 212	2 060 397
5205220000	Single yarn,of combed fibres232.56<measuring<714.29dec,cotton	144 493	1 885 280	459 812	8 531 637
5205230000	Single yarn,of combed fibres192.31<measuring<232.56dec,cotton	84 579	592 675	309 098	2 965 681
5205240000	Single yarn,of combed fibres125<measuring<192.31dec,cotton>8E	41 639	1 311 654	243 006	7 184 464
5205260000	Single yarn,of combed fibres106.38<measuring<125dec,cotton>8E	0	152 952	0	946 250
5205270000	Single yarn,of combed fibres83.33<measuring<106.38 dec,cotton>	0	27 546	0	252 335
5205280000	Single yarn,of combed fibres measuring<83.33 decitex (>120metric	478	38 339	302	94 752
5205310000	Cable yarn,of uncombed fibres persingle yarn 14.29dec/more,cott	0	146 908	0	434 062
5205320000	Cable yarn,of uncombed fibres persingle yarn 232.56<measur<714	5 139	233 416	83 410	1 829 629
5205330000	Cable yarn,of uncombed fibre per single yarn192.31<measuring<23	0	830	0	29 362
5205340000	Cable yarn,of uncombed fibre per single yarn125<measuring<192,3	0	431	0	4 556
5205410000	Cable yarn,of combed per single yarn714.29 decitex/more(<14me	118 984	226 551	268 586	701 109
5205420000	Cable yarn,of combed per single yarn232.56<measuring<714.29de	8 575	662 242	82 649	2 366 834
5205430000	Cable yarn,of combed per single yarn192.31<measuring<232.56de	0	18 261	0	156 504
5205440000	Cable yarn,of combed per single yarn125<measuring<192.31dec,c	27 224	277 017	338 898	2 917 429
5205460000	Cable yarn,of combed per single yarn106.38<measuring<125dec,c	0	21	0	340
5205470000	Cable yarn,of combed per single yarn83.33<measuring<106,38dec	1 283	9 890	11 880	134 730
5205480000	Cable yarn,of combed per single yarn<83,33decitex(>120metric),c	12 270	49 562	133 742	646 039
5206110000	Single yarn of uncombed fibres, 714,29or more (<14 metric),cotto	135 046	279 201	348 095	1 417 606
5206120000	Single yarn of uncombed fibres,232<measuring<714.29dec,cotton	0	795 657	0	2 977 933
5206130000	Single yarn of uncombed fibres,192.31<measuring<232.56dec,cott	0	504	0	3 139
5206140000	Single yarn of uncombed fibres,125<measuring<192.31dec,cotton	0	960	0	13 755
5206210000	Single yarn, of combed fibres,measure>714.29(not>14 metric),cot	0	14	0	751
5206220000	Single yarn, of combed fibres,232.56<measure<714.29 dec,cotton	907	11 430	2 177	52 906
5206230000	Single yarn, of combed fibres,192.31<measuring<232.56dec,cotto	13 878	113 036	50 103	552 155
5206240000	Single yarn, of combed fibres125<mesuring<192.31 dec	0	38 855	0	238 956
5206310000	Cabled yarn,of uncombed measuringper single yarn > 714.29 decit	0	8 325	0	13 570
5206320000	Cabled yarn,of uncombed persingle yarn232.56<measuring<714.29	635	51 946	6 398	848 738
5206330000	Cabled yarn,of uncombed persingle yarn192.31<measuring<232,5	0	25 252	0	180 907
5206340000	Cabled yarn,of uncombed persingle yarn125<measuring<192,31de	0	7 734	0	53 551
5206350000	Cabled yarn,of uncombed measuringper single yarn<125(>= 80 me	0	231	0	3 192
5206410000	Cable yarn,of combed fibres measuringper single yarn 714.29 deci	0	4 372	0	35 772
5206420000	Cable yarn,of combed fibres persingle yarn 232.56<measuring<714	0	85 426	0	761 461
5206440000	Cable yarn,of combed fibres persingle yarn 125<measuring<192,31	6 090	15 230	64 407	174 485
5206450000	Cable yarn,of combed fibres measuringper single yarn<125decitex	0	45 456	0	690 295
5207100000	Cotton yarn(oth than sewing thread) putcont 85%/more by weight	4 145	211 932	110 360	1 236 080
5207900000	Cotton yarn sewing thread put upcont 85%/more by weight of cot	18 585	106 192	57 819	557 332
5208110000	Unbleached plain weave, weight >=85% ofcotton, weighing <= 100	284 378	1 732 369	2 482 810	17 495 987
5208120000	Unbleached plain weave >=85% of cotton,weighing > 100 g/m	128 040	1 467 662	1 096 418	12 108 906
5208130000	Unbleached 3-thread/4-thread twill,incl. cross twill >=85% of cottc	20 145	158 654	233 191	1 462 074
5208190000	Other unbleached fabrics>=85% of cottonweighing <= 200 g/m	620 167	5 773 856	7 944 820	75 605 395
5208210000	Absorbent fabric bleached for surgicaluse, cotton >=85%, weighing<	151 594	1 634 738	1 707 178	13 759 722
5208220000	Bleached plain weave, weighing > 100g/m	164 484	1 351 035	1 503 236	12 833 662
5208230000	Bleached 3-thread/4-thread twill, inccross twill >=85% of cotton	1 086	296 126	8 001	3 042 866
5208290000	Other bleached fabrics >85% of cottonweighing <= 200 g/m	241 242	5 603 936	3 371 916	53 713 888
5208310010	Plain weave dyed; voile/chemi voileweighing < 100 g/m	72	27 971	960	627 573
5208310020	Cambrics dyed weighing < 100 m/gweighing < 100 g/m	0	578	0	8 727
5208310030	Other garments matter weighing < 100 m/g	4 458	187 730	59 195	3 311 898
5208310090	Other dyed fabrics weighing < 100 m/g	137 537	1 186 972	1 512 754	13 505 596
5208320000	Plain weave dyed, weighing > 100 g/m	446 583	5 689 014	6 372 828	80 060 980
5208330000	3-thread/4-thread twill dyed,including twill	51 304	241 972	864 911	3 651 068
5208390000	Other dyed fabrics >85% weighing < 200 m	242 192	1 736 448	2 930 331	20 756 775
5208410010	String fabrics plain weave of differentcolor , weight <= 100 m/g	2	691	2	12 594
5208410090	Other plain weave of different color,weight <= 100 m/g	54 578	390 262	337 237	4 395 126
5208420010	String fabrics of different colorweighing > 100 g/m	6 514	77 089	123 539	1 203 536
5208420090	Plain weave other than string fabrics ofcolor, weighing > 100 g/m	964 757	8 045 065	15 681 356	130 958 164
5208430000	Diff.colour,3 or 4-thread twill, wovenfabrics, 85% cotton,weight>2	127 722	1 250 085	1 523 323	14 017 567
5208490000	Other fabrics of different color	31 944	263 106	340 445	2 586 748
5208510000	Plain weave printed of different color,<= 100 m/g	18 707	223 445	280 519	2 474 792

I.3. IMPOR MENURUT KOMODITI / IMPORT BY HS COMMODITY
***** OKTOBER/OCTOBER 2011 *****

HS	Uraian Komoditi Commodity Description	Berat Bersih / Net Weight (Kg)		Nilai / Value C.I.F (US\$)	
		Bulan ini Current Month	Kumulatif Cum.Jan. to date	Bulan ini Current Month	Kumulatif Cum.Jan. to date
5208520000	Plain weave printed of different color,> 100 m/g	48 798	320 188	713 899	4 670 618
5208590000	Other fabrics printed of differentcolor	23 050	472 792	177 803	3 531 678
5209110000	Plain weave unbleached cont.>=85% ofcotton, weight >200 g/m	181 077	2 088 247	1 671 874	22 501 529
5209120000	3-thread/4-thread twill unbleached,cont.85% of cotton, weight > 200 g/m	391	4 502	9 057	70 530
5209190000	Other fabrics unbleached con.85% ofcotton, weight > 200 g/m	560 942	5 706 430	6 416 937	69 820 360
5209210000	Plain weave unbleached , cont.85% ofcotton, weight > 200 g/m	683	22 795	7 596	150 296
5209220000	Bleached, 3 or 4-thread twill, wovenfabrics, 85% cotton,weight>200 g/m	3 880	9 475	47 365	73 183
5209290000	Other fabrics unbleached. cont.85% ofcotton, weight>200 g/m	91 177	1 128 181	912 902	11 165 760
5209310000	Plain weave dyed, cont.85% of cotton,weight > 200 g/m	382 096	3 343 751	4 356 939	35 420 408
5209320000	Dyed, 3 or 4-thread twill, incl. twillcont.85% of cotton, weight>200 g/m	163 114	1 984 115	1 563 712	18 209 953
5209390000	Other fabrics dyed, cont.85% of cottonweight > 200 g/m	536 381	4 664 076	4 805 248	45 814 738
5209410000	Plain weave of yarns of diff color,cont 85% of cotton, wght>200 g/	2 852	105 077	33 986	1 043 438
5209420000	Denim of yarns diff color, cotton>85%,weight > 200 g/m	312 718	4 026 619	1 895 702	24 887 021
5209430000	Oth fabrics of 3-thread /4-threadcont 85% of cotton, wght>200 g/	1 765	122 948	20 543	774 939
5209490000	Other fabrics of yarns diff colorscont 85% of cotton, wght>200 g/n	110 222	3 069 633	1 178 800	31 826 937
5209510000	Printed plain weave, cont.85% of cottonweight > 200 g/m	1 297	22 067	25 440	212 386
5209520000	Oth.thn plain weave 3 or 4-thread twill,printed, 85% of cotton, wg	3 676	64 846	38 914	843 736
5209590000	Other printed fabric cont.85% of cottonweight > 200 g/m	16 958	255 328	151 165	2 686 056
5210110000	Unbleached plain weave, cont. <85% ofcotton, mixed with m-m-f \	731 804	8 080 057	6 491 448	75 556 948
5210190000	Oth unbleached fabrics, cont.<85%mixed with m-m-f weight<=200	475 346	3 916 213	5 705 484	40 952 077
5210210000	Bleached plain weave cont.<85% ofcotton, mixed with m-m-f weig	32 122	336 699	551 147	3 856 827
5210290000	Oth bleached fabrics, cont.<85% ofcotton, mixed with m-m-f weig	10 378	163 340	218 409	2 975 181
5210310000	Dyed plain weave cont. <85% ofcotton, mixed with mmf weight<=	178 011	1 695 059	3 157 156	27 550 612
5210320000	3-thrd/4-thrd twill, incl.twill<85%of cotton, mix w/m-m-f weight<=	34 858	606 530	417 272	6 232 631
5210390000	Other dyed fabrics cont. <85% ofcotton, mixed with m-m-f weight:	24 078	406 993	511 655	7 273 332
5210410010	String fabrics of yarns of diff color<85%of cotton, with mmf weig	234	3 961	3 109	60 207
5210410090	Plain weave other than string fabrics<85%of cotton, with mmf wei	106 430	469 597	2 437 596	7 963 583
5210490000	Oth fabrics of diff color cont.<85% ofcotton, mixed with mmf weig	7 693	88 159	84 223	1 014 463
5210510000	Printed plain weave cont.<85% ofcotton,mixed with mmf weight<	0	11 453	0	63 777
5210590000	Other printed fabrics cont.85% ofcotton, mixed with mmf weight<	117 365	715 701	725 012	6 319 399
5211110000	Unbleached plain weave, cont. <85% ofcotton, mixed with m-m-f \	293	92 287	4 512	864 695
5211190000	Oth unbleached fabrics, cont.<85%mixed with m-m-f weight>200g	374 079	3 230 490	3 412 293	36 630 190
5211200000	Bleached plain weave cont.<85% ofcotton, mixed with m-m-f weig	0	60 627	0	1 561 106
5211310000	Dyed plain weave cont. <85% ofcotton, mixed with m-m-f weight>	10 076	795 462	163 452	6 935 942
5211320000	3-thrd/4-thrd twill, incl.twill<85%of cotton, mix w/m-m-f weight>2	25 507	271 994	200 480	2 132 308
5211390000	Other dyed fabrics cont. <85% ofcotton, mixed with m-m-f weight:	119 750	2 942 128	808 433	19 687 616
5211410010	String fbrcs of yarn of diff color<85%of cotton, mixed with mmf we	249	11 987	3 622	223 321
5211410090	Yarns of diff clour oth than string fab<85% of cotton, mxd w/mm-f:	525	148 042	1 575	545 071
5211420000	Denim of yarns diff color, cotton<85%,mix wth man-made fibr we	120 508	1 768 787	314 348	4 166 716
5211430000	Oth fabrics of 3-thread/4-thrd<85%ofcotton, mixed with mmf weig	0	71 723	0	328 823
5211490000	Oth fabrics of diff color cont.<85% ofcotton, mixed with mmf weig	96 123	118 445	700 884	975 387
5211510000	Printed plain weave cont.<85% ofcotton, mixed with mmf weight>	0	124 921	0	23 040
5211520000	3-thre/4-thread twill,incl.twill<85%of cotton, mixed with mmf wei	166 191	584 239	2 513 525	10 680 306
5211590000	Oth printed fabrics cont.<85% ofcotton, mixed with mmf weight>	34 077	944 724	282 668	8 718 349
5212110000	Unbleached woven fabrics of cottonweight <=200 g/m	2 599	53 912	21 366	490 418
5212120000	Bleached woven fabrics of cottonweight <=200 g/m	21 172	85 289	79 459	362 028
5212130000	Dyed woven fabrics of cottonweight <=200 g/m	32 791	391 064	344 024	4 368 207
5212140000	Woven fabrics of cotton of yarns ofdifferent color weight <=200 g/	193 303	1 751 666	1 625 806	15 313 616
5212150000	Printed woven fabrics of cottonweight <=200 g/m	1	70 116	28	376 163
5212210000	Unbleached woven fabrics of cottonweight > 200 g/m	398 550	4 854 893	4 240 345	50 982 984
5212220000	Bleached woven fabrics of cottonweight > 200 g/m	0	944	0	11 352
5212230000	Dyed woven fabrics of cottonweight > 200 g/m	0	2 647	0	42 154
5212240000	Woven fabrics of cotton of yarns ofdifferent color weight > 200 g/	0	3 531	0	24 189
5212250000	Printed woven fabrics of cottonweight > 200 g/m	0	2 628	0	20 534
5301100000	Flax, raw/retted-flax, raw/retted	0	18 312	0	88 655
5301290000	Other flax, raw/processed but notspun; falx waste	0	10 000	0	12 012
5302900000	Other hemp raw and processed butnot spun	0	1 082	0	13 612
5303100000	Jute & oth textile bast fibres, raw/retted	100 983	1 522 473	145 415	2 345 917
5303900000	Jute & oth textile bast fibres,processed but not spun	47 535	73 094	159 719	259 397
5305000011	Raw coir coconut fibres	31 500	127 668	14 620	61 184
5305000019	Coir coconut fibres processed	0	110	0	1 014
5305000021	Raw abaca fibres	10 626	72 523	4 157	96 339
5305000090	Oth than coconut, abaca, ramiertextile fibres	182 000	1 379 380	165 750	1 273 355
5306100000	Single flax yarn	1 800	28 972	22 962	209 494
5306200000	Multiple (folded)/cabled flax yarn	3	6 870	90	78 887
5307100000	Single yarn of jute/of oth textilebast fibres of heading 53.03.	0	59 455	0	65 550
5307200000	Multiple (folded)/cabled of jute/oth fibres bast fibres of heading 5	985 192	11 274 069	1 027 180	14 570 689
5308100000	Coir yarn of ther textile bast fibres of5303	2	2	39	39
5308200000	True hemp yarn of other textile basffibres of head 5303	0	8	0	197
5308901000	Paper yarn	0	22 310	0	68 761
5308909000	Other paper yarn	67 911	440 501	68 693	733 994

I.3. IMPOR MENURUT KOMODITI / IMPORT BY HS COMMODITY
***** OKTOBER/OCTOBER 2011 *****

HS	Uraian Komoditi Commodity Description	Berat Bersih / Net Weight (Kg)		Nilai / Value C.I.F (US\$)	
		Bulan ini Current Month	Kumulatif Cum.Jan. to date	Bulan ini Current Month	Kumulatif Cum.Jan. to date
5309110000	Unbleached/bleached woven fabricsof flax cont.>=85% of weight c	15	11 477	66	169 096
5309190000	Other woven fabrics of flax cont.>=85%of weight of flax	49 708	254 722	1 232 245	4 795 192
5309210000	Unbleached/bleached woven fabricsof flax cont.<85% of weight of	0	8 315	0	107 529
5309290000	Other woven fabrics of flax cont.<85%of weight of flax	37 749	159 249	730 080	3 465 632
5310100010	Unbleached plain woven fabrics of othertextile bast fibres of head	17 273	332 256	36 869	540 374
5310100090	Bleached plain woven fabrics of othertextile bast fibres of head 53	51	165	570	2 740
5310900000	Other woven fabrics of jute/of othrbast fibres of heading 53.03.	0	23	0	478
5311000000	Woven fabrics of oth vegetable textilefibres; woven fabrics of pap	20 000	140 615	39 600	1 568 060
5401100000	Sewing thread of man-made flmentof synthetic filaments	326 653	3 402 283	2 451 501	24 040 663
5401200000	Sewing thread of artificial flmntfor retail sale	19 617	172 806	139 244	1 310 258
5402110000	High tenacity yarn of nylon/otherspolyamide of aramids	13 128	118 375	387 595	2 460 781
5402190000	High tenacity yarn of nylon/otherspolyamide of oth aramids	447 076	4 601 961	2 697 326	25 716 665
5402200000	High tenacity yarn of polyesters	756 246	7 993 643	2 371 903	26 170 737
5402310000	Textured yarn of nylon/oth polyamidesmeasuring single yarn <= 5l	215 807	2 386 933	1 807 168	17 904 834
5402320000	Textured yarn of nylon/other poly-amides, measuring single yarn <	23 704	484 894	116 504	2 089 787
5402330000	Textured yarn of polyesters	1 261 310	12 641 820	3 458 801	37 112 476
5402340000	Textured yarn of polypropylenesynthetic filament	243 291	1 700 649	618 873	4 503 232
5402390000	Other texture synthetic filament yarn	491 293	4 522 935	1 293 280	11 061 980
5402440000	Oth yarn, single, of elastomeric<=50 turns/m	491 077	3 370 291	3 371 466	26 186 834
5402450000	Oth yarn, single, oth, of nylonor oth polyamides, <=50 turns/m	417 694	2 628 974	1 771 893	12 676 130
5402460000	Oth yarn, single, oth,of polyesters,partially oriented, <=50 turns/r	759 767	6 850 612	1 726 684	15 235 103
5402470000	Oth yarn, single, of oth polyestersfor mdcal/srgical use, <=50 turn	905 649	8 070 670	2 745 461	24 511 398
5402480000	Oth yarn, single, oth, ofpolypropylene, <=50 turns/m	252 541	2 500 952	372 294	4 517 099
5402490000	Oth yarn, single, oth thn, of elast,nylon,polyeste,polypropylene,<=	213 941	3 072 575	1 470 178	17 322 770
5402510000	Oth yarn, single,twist,of nylon/oth polyamides, > 50 turns/m	5 064	67 647	89 475	906 842
5402520000	Oth yarn,single,twist, of polyester> 50 turns/mtr	53 848	511 307	159 056	1 302 892
5402590000	Oth yarn,single,twist,oth th of nylonor oth polyamide&polyester,>=5	11 168	129 512	39 257	377 578
5402610000	Oth yarn of nylon/oth polyamides,multiple/cable	34 367	403 370	162 368	1 894 039
5402620000	Other yarn of polyester,multiple/cable	85 569	995 637	161 973	3 666 323
5402690000	Oth yarn,multiple/cable,oth thnof nylon/oth polyamides&polyeste	30 941	737 624	152 715	1 963 637
5403100000	High tenacity yarn of viscose rayon	10 280	111 778	76 882	844 297
5403310000	Other single yarn of viscose rayon, untwisted/with a twist <120 tu	260 263	2 058 443	826 081	6 943 935
5403320000	Other single yarn of viscose rayon, withtwist exceeding 120 turns/	0	2 610	0	90 763
5403330000	Other single yarn of cellulose acetate	0	13 727	0	44 381
5403390000	Other single yarn	8 654	168 878	67 909	1 229 483
5403410000	Other multiple (folded)/cable yarn ofyarn of viscose rayon	43 644	379 303	142 966	1 268 496
5403420000	Other multiple (folded)/cable yarn ofof cellulose acetate	0	144 724	0	757 419
5403490000	Other artificial filament yarn	12 166	135 149	76 996	716 006
5404110000	Synth.monfilament of elastomeric>=67dctx,dim.<=1mm, width<=E	51 183	819 083	150 815	3 728 754
5404120000	Synth.monfilmt oth,of plypropylne>=67dctx,dim.<=1mm, width<	46 165	343 072	98 215	887 913
5404190000	Synth.mnfilmt oth thn elast&plyprpln>=67dctx,dim.<=1mm, widtht	137 936	1 127 882	772 874	7 167 758
5404900000	Synthetics other than filamentsexceeds 1 mm, width <= 5 mm	125 948	1 947 487	296 151	3 549 939
5406000000	Man-made flamnt yarn(oth thn sewingthread), put up for retail sal	39	78 932	4 127	336 930
5407101100	Unbleached tyre woven fabrics &conveyor duck	4 268	54 853	22 161	172 338
5407101900	Other unbleached other than tyre wovenfabrics & conveyor duck	12 999	290 326	196 863	3 342 870
5407109900	Other woven fabrics of synthetics flmntobtained materials of heac	84 006	960 219	982 908	9 218 354
5407200000	Woven fabric, bleachded/no,obtained from strip/the like	75 233	723 207	316 552	2 209 034
5407300000	Fabrics specified in note 9 to section	5 368	39 203	206 552	1 009 265
5407411000	Woven nylon mesh fabric of untwistedweight >=85% of flmnt of n:	97 434	283 933	376 480	1 385 036
5407419000	Woven fabrics obtaind from high tencitymaterials of heading 54.0:	594 210	5 123 815	3 690 251	34 277 353
5407420000	Dyed woven fabrics weight>=85% offilament of nylon/polyamides	381 299	3 773 737	8 272 112	57 484 531
5407430000	Woven fabrics of yarn of diff colorsweight >=85% of flmnt of nyln/	0	1 444	0	21 689
5407440000	Printed woven fabrics weight>=85%of flmnt of nyln/polyamd	781	10 039	19 939	165 246
5407510000	Woven fabrics, bleachd/no,con.>=85% of txturd polyestr flmnt	518 820	5 611 054	3 020 090	39 075 856
5407520000	Dyed woven fabrics cont.>=85% ofweight of textured polyester fln	1 441 396	15 081 962	14 182 210	141 314 563
5407530000	Oth woven fabrics of yarn of diff colorweight>=85% of textrd polyk	1 592	436 385	21 657	2 297 206
5407540000	Printed woven fabrics cont.>=85%,weight>=85% of textrd polyeste	95 119	1 258 899	1 459 913	8 489 253
5407610000	Oth woven fabrics, cont >=85% of byweight of non textured polye:	2 170 844	22 581 459	17 348 650	160 558 088
5407690000	Oth bleached/unbleached woven fabricscont.>=85% of polyester p	1 620 320	15 319 481	17 829 266	168 658 305
5407710000	Oth woven fabric,bleachd/no,con.>=85% of txturd polyester flmnt	70 110	765 203	543 127	5 512 540
5407720000	Dyed woven fabrics cont.>=85% ofweight of synthetics filament	121 079	797 207	1 033 772	7 775 289
5407730000	Oth woven fabrics of yarn of diff color>=85% weight of synthetic fi	3 667	15 560	21 567	88 657
5407740000	Printed woven fabrics cont.>=85%,weight of synthetics filament	42 520	262 748	216 354	726 897
5407810000	Woven fabrics,bleachd/no,cont.<85% weight of synth flmnt with c	56 482	445 228	619 721	5 357 910
5407820000	Dyed woven fabrics cont.<85% ofweight of synth flmnt with cottor	31 221	737 675	396 999	5 114 706
5407830000	Oth woven fabrics of yarn of diff colorweight<85% of synth flmnt v	41 118	494 831	453 837	4 508 211
5407840000	Printed woven fabrics cont.<85%,weight of synth flmnt with cottor	9 743	90 492	151 763	1 214 536
5407910000	Woven fabric,bleachd/no,obtaindoth other than synthetics/cotton fila	5 323	244 057	58 839	2 028 025
5407920000	Dyed woven fabrics obtained otherthan synthetics/cotton filamen	9 611	296 976	92 783	3 202 722
5407930000	Oth woven fabrics of yarn of diff colorother than synthetics/cottor	594	157 608	2 672	403 517
5407940000	Printed wiven fabrics obtained otherthan synthetics/cotton flame	38 180	177 414	368 599	1 693 368

I.3. IMPOR MENURUT KOMODITI / IMPORT BY HS COMMODITY
***** OKTOBER/OCTOBER 2011 *****

HS	Uraian Komoditi Commodity Description	Berat Bersih / Net Weight (Kg)		Nilai / Value C.I.F (US\$)	
		Bulan ini Current Month	Kumulatif Cum.Jan. to date	Bulan ini Current Month	Kumulatif Cum.Jan. to date
5408101000	Unbleached woven fabrics obtained from high yarn of viscose rayon	1 375	170 928	14 971	1 414 587
5408109000	Bleached woven fabrics obtained from high yarn of viscose rayon	213 859	1 519 668	1 674 121	12 559 776
5408210000	Woven fabrics, bleached/no, cont. >=85% wght of artificial flmnts/strip	28 342	272 778	160 442	2 744 504
5408220000	Dyed woven fabrics cont. >=85% weight of artificial flmnts/strip	24 338	231 664	304 414	2 880 601
5408230000	Oth woven fabrics of yarn of diff color >=85% wght of artifcl flmnt/s	0	47 613	0	532 844
5408240000	Printed woven fabrics cont. >=85% weight of artificial flmnts/strip c	99 615	342 918	663 941	2 991 312
5408310000	Woven fabrics, bleached/no, obtained of oth artificial flmnt/strip	0	1	0	2
5408320000	Dyed woven fabrics obtained of other artificial flmnt/strip of the lik	5 294	185 765	96 445	1 877 313
5408330000	Oth woven fabrics of yarn of diff color obtnd of oth artifcl flmnt/str	26	487	3 041	14 392
5408340000	Printed woven fabrics obtained of other artificial flmnt/strip of the	0	875	0	12 570
5501100000	Synthetic filament tow of nylon/other polyamides	34 775	310 705	165 530	1 762 156
5501200000	Synthetic filament tow of polymers	178 743	769 216	863 946	4 366 470
5501300000	Synthetic filament tow of acrylic/modacrylic	3 590 985	33 794 795	10 563 649	112 305 066
5501400000	Synth. filament tow of polypropylene	1 097	6 997	1 913	12 353
5501900000	Other synthetic filament tow	93 267	493 402	299 654	2 659 000
5502000000	Artificial filament tow. artificial filament tow.	2 643 815	23 774 598	13 908 570	123 547 847
5503110000	Synthetic staple fibres of nylon/othr polyamides of aramids	9 945	120 365	95 657	1 729 192
5503190000	Synthetic staple fibres of nylon/othr polyamides oth thn aramids	59 048	783 955	133 761	1 749 642
5503200000	Synthetic staple fibres of polyesters	8 947 231	99 565 356	16 611 034	197 414 907
5503300000	Synthetic staple fibres of acrylic/modacrylic	3 396 878	23 526 078	10 240 319	76 096 854
5503400000	Synthetic staple fibres of polypropylene	385 075	3 902 743	928 617	8 699 067
5503900010	Other synthetic staple fibres of polivinil alcohol	22 785	300 901	88 203	1 011 044
5503900090	Other synthetic staple fibres of other than polivinil alcohol	154 402	1 716 778	640 985	6 542 848
5504100000	Artifcl staple fibres of viscose rayon, carded/othwise procsd for s	3 763 586	24 361 506	10 547 285	77 392 667
5504900000	Artifcl staple fibres of viscos rayon not crded/othwise procs for spin	128 028	1 273 022	533 135	4 731 233
5505100000	Waste of man-made fibres of synthetic fibres	511 325	2 389 331	495 247	2 238 345
5506100000	Synth staple fibres of nylon/oth polyamides crded, comb othwise p	20 911	168 658	117 026	1 266 154
5506200000	Synth staple fibres of polyester crded, combed othwise proces for s	555 988	2 678 387	1 613 707	7 404 689
5506300000	Synth staple fibres of acrylic/moda-crylic combed othwise proces fi	37 500	350 602	159 273	1 377 632
5506900000	Oth synth staple fibres, carded, comb othwise processed for spinni	21 377	113 182	81 607	431 555
5507000000	Artificial staple fibres, carded, comb othwise processed for spinni	0	14	0	330
5508100000	Sewing thread of man-made staple fibre of synthetic staple fibres f	336 037	4 822 881	1 380 184	21 267 585
5508200000	Sewing thread of man-made staple fibre of artifcl staple fibres for	35 551	192 375	134 320	766 507
5509110000	Single yarn cont >=85% by weight of staple fibres of nylon/oth poly	2 417	55 413	35 020	631 714
5509120000	Multiple/cabled yarn cont >=85% by wght of staple fibre of nylon/ot	7 142	57 109	71 903	661 470
5509210000	Single yarn cont >=85% by weight of polyester staple fibres	178 775	3 059 042	407 700	7 848 808
5509220000	Multiple (folded)/cabled yarn cont. >=85% of polyester staple fibre	92 532	983 705	333 861	4 392 571
5509310000	Single yarn cont >=85% by weight of acrylic/modacrylic staple fibre	5 789	153 834	35 782	1 057 106
5509320000	Multiple/cabled yarn cont >=85% by weight of acrylic/modacrylic st	178	29 334	1 727	381 373
5509410000	Single yarn cont >=85% by weight of synthetic staple fibres	158	14 684	5 086	271 192
5509420000	Multiple (folded)/cabled yarn cont. >=85% of synthetic staple fibre	3 720	214 758	46 265	1 517 229
5509510000	Oth yarn of polyester staple fibres mixed mainly with artificial stap	43 115	431 217	115 170	1 793 063
5509520000	Oth yarn of polyester staple fibres mixed wool/animal hair	0	2 417	0	29 885
5509530000	Oth yarn of polyester staple fibres with cotton	21 115	1 709 830	27 503	5 847 814
5509590000	Oth yarn of polyester staple fibres oth than mixed mainly	55	80 068	112	353 955
5509610000	Oth yarn of acrylic/modacrylic staple fbr mixed with wool/animal h	4 964	113 845	38 302	913 442
5509620000	Oth yarn of acrylic/modacrylic staple fibre mixed with cotton	0	9 094	0	101 510
5509690000	Oth yarn of acrylic/modacrylic staple fibre oth thn cotton & animal f	7 693	96 412	54 150	625 277
5509910000	Other yarn mixed mainly of solely with wool/animal fine hair	0	156	0	2 156
5509990000	Other yarn of synthetic staple fibres oth thn mix with animal hair &	450	70 770	3 312	270 073
5510110000	Single yarn cont >=85% by weight of artificial staple fibres	48 902	960 006	188 766	4 064 464
5510120000	Multiple/cabled yarn cont. >=85% by weight of artificial staple fibres	0	28 072	0	136 203
5510200000	Oth yarn, mixed mainly/solely with cont >=85% of weight of artifcl	41	1 497	110	12 269
5510300000	Other yarn, mixed mainly/solely cont >=85% of weight of cotton	4 969	141 272	151 514	1 798 478
5510900000	Other yarn of artificial staple fibres cont >=85% of weight of cotton	15 246	98 159	28 122	921 752
5511100000	Yarn of synthetic staple fibres, cont. >=85% weight of such fibres	330 155	2 171 855	1 391 226	10 109 262
5511200000	Yarn of synthetic staple fibres, cont. <85% weight of such fibres	1 429	5 825	22 347	108 615
5511300000	Yarn of artificial staple fibres put up for retail sale	2 278	21 009	36 610	321 661
5512110000	Woven fabrics of synthetic staple fibre cont >=85% weight of polye:	77 152	569 913	605 473	4 746 562
5512190000	Woven fabrics of synth staple fbr cont >=85% wght, oth than polyes	335 144	2 400 167	3 090 629	22 948 499
5512210000	Woven fabrics of synthetic staple fibre cont >=85% weight of acrylic	547	51 845	27 378	452 957
5512290000	Woven fabrics of synth staple fbr cont >=85% wght of oth thn acryli	86 083	959 352	1 072 498	11 433 715
5512910000	Oth woven fabrics of synth stple fibre cont >=85% weight of acrylic	12 004	19 966	131 125	262 960
5512990000	Oth woven fabrics cont >=85% of wght of acrylic/modacrylic staple	13 201	282 686	288 320	4 423 896
5513110000	Woven fabrics of polyester staple fibres plain weave <=85% mix w/c	134 198	1 150 941	1 281 982	9 903 423
5513120000	3-thread /4-thread twill, incl twill polyester staple fibres <=85% w/	34 445	504 888	400 567	6 226 556
5513130000	Oth woven fabrics of polyester stple fbr <=85% mixed wght <170 g/n	337 527	3 324 516	2 425 364	28 464 587
5513190000	Oth woven fabrics <85% mixed cotton weight <170 g/m of cotton	12 660	605 187	228 461	3 885 959
5513210000	Dyed woven fabrics of polyester staple fibres, plain weave <85% of	270 744	2 615 162	1 775 709	24 930 248
5513230000	Oth dyed woven fabrics of polyester staple fibres <85%, cotton <17	31 710	250 222	81 280	1 187 438
5513290000	Oth woven fabrics <85% such fibres, mixed cotton <170 g/m	165 666	1 209 433	1 547 443	12 282 852

I.3. IMPOR MENURUT KOMODITI / IMPORT BY HS COMMODITY
***** OKTOBER/OCTOBER 2011 *****

HS	Uraian Komoditi Commodity Description	Berat Bersih / Net Weight (Kg)		Nilai / Value C.I.F (US\$)	
		Bulan ini Current Month	Kumulatif Cum.Jan. to date	Bulan ini Current Month	Kumulatif Cum.Jan. to date
5513310000	Wvn fabrics of yarn of diff color ofpolyester stpe fbrs,plain weave<	38 174	278 387	317 222	2 078 919
5513390000	Oth woven fabrics<85% of such fibresweight <170 g/m of cotton	4 472	99 832	54 720	632 161
5513410000	Printed polyester staple fibres, plainweave <85% of fbr, cotton<17	450 725	6 139 075	686 381	10 728 307
5513490000	Other woven fabrics<85% of fibresweight <170 g/m of cotton	9 099	109 113	48 372	949 972
5514110000	Woven fbrcs of polyester staple fibresplain weave <=85%,cotton >	88 258	967 008	420 015	5 292 405
5514120000	Bleached or no,3 or 4-thread twill,polyester stpl fbrs<85%,cotton>	631	32 083	41 126	343 360
5514190000	Other woven fabrics<85% of fibresmixed weight >170g/m of cotto	558 280	3 566 293	4 518 797	30 317 655
5514210000	Dyed polyester staple fbrs, plain weavestaple fbrs<85%, cotton >1	479	14 479	2 299	107 693
5514220000	Dyed, 3 or 4-thread twill, incl. twillpolyester stpl fbrs<85%,cotton>	34 670	332 498	407 002	3 569 270
5514230000	Oth dyed woven fabrics of polyesterstaple fbre<85%, cotton >170	9 554	70 964	119 338	572 757
5514290000	Other woven fabrics<85% of fibresmixed weight >170g/m of cotto	1 560	363 762	19 346	3 088 408
5514300000	Woven fabrics of synth stple fibre<85%, cotton >170 g/m, diff colc	5 652	119 365	14 890	645 486
5514410000	Printed polyester staple fibres, plainweave <85% of fbr, cotton >1	19 900	71 969	211 396	598 900
5514420000	Prnt 3-thread/4-thread twill,incl twlpolyester stple fbr<85%, cotto	211 391	1 190 243	2 062 159	12 029 469
5514430000	Oth printd woven fabrics of polyesterstpl fbr <85%, cotton >170 g/	2 152	9 620	29 311	73 920
5514490000	Other printed woven fabrics<85% suchfibres, weight >170 g/m of r	8 029	220 959	137 550	2 289 894
5515110000	Oth woven fbrcs of synth stple fbrs ofpolyester stpl fbr mixed w/	695 446	4 304 015	4 477 397	38 460 709
5515120000	Oth woven fbrcs of synth stple fbrs ofpolyester stpl fbr mixed w/	7 840	371 179	102 573	1 786 530
5515130000	Oth woven fbrcs of synth stple fbrs ofpolyester stpl fbr mix w/woc	30 438	137 638	252 336	2 098 094
5515190000	Other woven fabrics of synth stple fbrof other polyester staple fibr	70 469	1 733 554	1 112 561	16 123 209
5515210000	Oth wvn fbrcs of acrylic/modacrylicmixed/solely with man-made f	1 718	12 448	40 334	194 011
5515220000	Oth wvn fbrcs of acrylic/modacrylicmixed/solely w/wool/fine anm	0	41 926	0	781 866
5515290000	Oth wvn fbrcs of acrylic/modacrylic mixw/other than man-made fi	0	8 139	0	86 499
5515910000	Oth woven fabrics mixed mainly/solelyman-made filaments	2 716	26 095	54 989	671 456
5515990000	Oth woven fabrics mixed mainly/solelywith other than man-made	13 303	94 476	207 353	1 275 846
5516110000	Unbleached/bleached woven fabrics ofartificial staple fibre;weight	27 212	134 580	190 696	1 165 073
5516120000	Dyed fbrcs of artificial staple fibre;weight>=85% of artificial staple l	12 525	172 592	227 168	2 725 199
5516130000	Woven fabrics of yarns of diff colorweight>=85% of artificial staple	221	6 687	2 149	60 171
5516140000	Printed woven fabrics of yarns of diffcolor; wght>=85% of artificial	53 683	386 469	571 480	4 606 219
5516210000	Un/bleached woven fabrics of artificialstaple fibre mix m-m-f;weig	14	583 232	174	3 150 693
5516220000	Dyed woven fabrics of artificialstaple fibre mix m-m-f;weight<85%	137 434	593 553	2 419 356	8 992 537
5516230000	Woven fabrics of yarn of diff colorartificial staple fibre;weight<85%	1	4 342	7	92 657
5516240000	Printed woven fabrics of artifcl staplefibre mixed with m-m-f;weig	22	3 143	51	81 147
5516310000	Un/bleached woven fabrics of artificialstaple fibre mixed w/wool;\	420	5 328	4 458	70 619
5516320000	Dyed woven fabrics of artificial staplefibre mixed with wool;weigh	196	56 016	7 363	949 468
5516330000	Woven fbrc of yarn of diff color staplefibre mixed with wool;weig	0	34	0	34
5516340000	Printed woven fabrics of staple fibremixed with wool;weight<85%	3	20	164	1 183
5516410000	Un/bleached woven fabrics of artificialstaple fibre mixed cotton;w	697	698	7 363	7 399
5516420000	Dyed woven fabrics of artificial staplefibre mixed with cotton;weig	8 018	11 989	140 705	268 337
5516430000	Woven fabrics of yarn of diff colormixed with cotton;weight<85%	1 761	41 283	33 975	469 695
5516440000	Printed woven fbrcs of artifcl staplefibre mixed with cotton;weigh	0	28 736	0	528 911
5516910000	Other un/bleached woven fabrics ofstaple fbr mixed w/cotton;wei	2 324	33 108	22 411	226 401
5516920000	Other dyed woven fabrics of artificialstaple fibre mixed cotton;wei	18 075	107 442	171 644	1 064 061
5516930000	Oth woven fabric of yarn of diff colorsstaple fibre mixed cotton;we	101	130	85	7 215
5516940000	Other printed woven fabrics of artifclstaple fibre mixed cotton;we	98 781	908 050	1 151 020	10 289 972
5601100000	Sanitary towels & tampons, napkinsliners for baby&similar sanitar	12 982	188 224	42 545	488 320
5601210000	Wadding & its articles of man-made fibres	786	27 886	35 010	258 808
5601221000	Wrapped cigarette tow of man-made fibres	32 443	71 427	240 083	611 189
5601229000	Other wrapped cigarette tow of man-made fibres	6 243	246 400	30 131	2 356 317
5601290000	Wrapped cigarette tow of other thanman-made fibres	41 668	224 879	50 247	650 928
5601301000	Polyamide fibre flock of waddingmaterial not exeeding 5 length.	758	65 395	17 811	339 303
5601309000	Textile flock & dust mill neps otherthan polyamide fibre flock;<=5	4 385	107 279	78 256	705 091
5602100000	Needleloom felt & stitch-bonded fibrecovered/laminated.	55 797	514 795	399 694	3 480 721
5602210000	Oth felt of wool/fine animal hair,notimpregnated,coated,covered	672	4 156	17 682	107 165
5602290000	Oth felt of oth textile materials,notimpregnated,coated,covered	6 666	90 521	169 986	1 357 079
5602900000	Felt, oth thn needleloom&oth felt notimpregnated, coated, cover	65 004	344 459	205 069	1 404 162
5603110000	Non woven of man-made filament, notimprgnatd,cvred/lminated;	1 261 840	10 184 491	4 055 936	33 053 613
5603120000	Non woven of m-m-f, not imprgnated,covered/lminated; 25g/m<w	1 229 554	11 365 287	3 649 175	37 114 455
5603130000	Non woven of m-m-f, not imprgnated,covered/lminated; 70g/m<w	611 139	6 923 276	1 562 135	19 024 106
5603140000	Non woven of m-m-f, not imprgnated,covered/lminated; weight>	788 385	6 324 768	4 448 821	34 472 219
5603910000	Non woven of other, weight=<25g/m2	255 368	3 268 833	853 513	10 231 138
5603920000	Non woven of other25g/m2 < weighing =<70g/m2	193 508	2 974 393	811 998	13 253 111
5603930000	Non woven of other70g/m2 < weighing =<150g/m2	60 889	382 358	380 456	3 421 939
5603940000	Non woven of other, weight=<150g/m2	672 665	4 913 662	4 549 447	30 282 329
5604100000	Rubber thread & cord, textile coveredand the like head 5404/540	117 406	611 483	671 205	4 346 958
5604900000	Oth thn rubber thread&cord, textilecovered&the like head 5404/54	38 232	340 292	472 560	3 848 992
5605000000	Metallised yarn, whether/not gimped,metallised yarn, whether/nc	9 843	141 178	76 179	943 575
5606000000	Gimped yarn, strip & the like of headgimped yarn, & strip & the ill	91 910	890 575	216 039	2 256 749
5607210000	Binder/baler twine of sisal/othertextile fibres of genus agave	7 702	91 613	4 808	124 407
5607290000	Othr binder/baler twine of sisal/othertextile fibres of genus agave	63 204	642 286	329 990	3 404 249
5607410000	Binder/baler twine of polyethylene/polypropylene	4 088	112 868	25 136	341 041

I.3. IMPOR MENURUT KOMODITI / IMPORT BY HS COMMODITY
***** OKTOBER/OCTOBER 2011 *****

HS	Uraian Komoditi Commodity Description	Berat Bersih / Net Weight (Kg)		Nilai / Value C.I.F (US\$)	
		Bulan ini Current Month	Kumulatif Cum.Jan. to date	Bulan ini Current Month	Kumulatif Cum.Jan. to date
5607490000	Gimp yarn,oth thn binder/balertwine,of polyethyln/polypropyln	954 628	7 915 001	1 404 632	12 765 754
5607501000	V-belt cord of man-made fibres treatedresorcinol formaldehyde>=	34 899	227 234	378 398	4 068 474
5607509000	V-belt cord of othr synth fbrs treatedmeasuring more than 10,000	56 287	410 555	388 579	3 176 849
5607901000	Other gimped yarn, of artificialsfibres, like of heading 5404/5405	4 421	46 727	65 204	508 602
5607902000	Other gimped yarn, of abaca/othhard fibrs,like of heading 5404/54	6	3 309	33	43 223
5607909000	Other gimped yarn, oth thn of abacaand artificials fibres	47 008	641 563	173 630	2 300 987
5608110000	Made up fishing net of man-made textilematerials	495 748	4 231 711	691 171	6 032 842
5608192000	Net bags of man-made textile material	7 942	210 380	53 336	944 145
5608199000	Knotted of twine,oth than man-madetexti. matr.,fishg net&net ba	35 741	240 356	135 574	662 301
5608900000	Other knotted of twine,cordage/ropemade up fishg net and oth	168 378	1 255 208	259 693	3 022 981
5609000000	Articles of yarn,strip/the like of head5404/5405,twine,cordage,rop	179 210	1 553 282	821 681	7 640 268
5701100000	Articles of yarn,like of head. 5404/5405,of wool/fine animal hair	0	371	0	36 659
5701901000	Articles of yarn,like of head. 5404/5405,of cotton, oth text.matr.	0	241 162	0	3 635 868
5701909000	Articles of yarn,like of head. 5404/5405,oth than cotton, oth text.r	53	235 265	1 179	308 345
5702100000	Kelem,schumacks,karamanie&smlarhand-woven rugs, not tufted/l	15 537	124 801	23 205	193 239
5702200000	Floor covering of coconut fibres (coir)not tufted/flocked	7 983	78 299	10 395	91 823
5702310000	Floor cov of pile construct of wool/fineanimal hair,not made up, no	6 330	73 903	28 099	348 496
5702320000	Floor cov of pile construct of man-madetext mat, not made up,not	4 989	166 093	42 092	1 007 510
5702391000	Floor cov of pile construct of cottonnot made up, not tufted/flock	0	11 878	0	54 975
5702399000	Floor cov of pile construct of othertextile materials, not made up,r	475	8 884	11 063	249 777
5702410000	Oth floor cov.of pile construct made up,of wool of fine animal hair	0	20 190	0	39 892
5702420000	Oth floor cov.of pile construct made up,of man-made textile matr	106 269	1 244 979	392 897	2 722 381
5702499000	Oth floor cov.of pile construct made up,oth thn cotton&jute,oth te	675	12 261	8 868	49 352
5702501000	Oth floor cov.not of pile construct, notmade up, of cotton	0	4 174	0	11 199
5702509000	Oth floor cov.not of pile construct, notmade up,oth thn cotton&jute	0	214 662	0	306 033
5702910000	Oth floor cov.not of pile construct,made up,of wool/fine animal hai	0	173	0	17 349
5702920000	Oth floor cov.not of pile construct,made up,of man-made textl mat	87 910	775 365	123 815	1 176 312
5702991000	Oth flr cov.not of pile cnstrct,made upof cotton,oth textile matr	0	13 568	0	43 030
5702992000	Oth flr cov.not of pile cnstrct,made upof jute fibres,oth textile mat	0	4	0	374
5702999000	Oth flr cov.not of pile cnstrct,made upoth thn cttn&jute fibres,oth	23	23	266	266
5703100000	Carpet&oth txtl flr cov.,tufted, whthr/not made up,of wool/fine ar	166	5 101	4 751	90 167
5703200000	Carpet&oth txtl flr cov.,tufted, whthr/not made up,of nyln/oth ply	98 314	1 427 050	368 292	4 810 614
5703300000	Carpet&oth txtl flr cov.,tufted, whthr/not made up,of oth man-md	260 036	3 750 737	699 544	9 694 774
5703901000	Carpet&oth txtl flr cov.,tufted, whthr/not made up,of cotton,oth t	9 213	47 809	37 193	292 204
5703909000	Carpet&oth txtl flr cov.,tufted, whthr/nt md up,not cttn&jute fbr,c	13 771	35 129	49 750	112 515
5704100000	Tiles, having a surface <=0,3m,felt,notufled/flocked,made up/not	0	4 630	0	20 473
5704900000	Tiles, having a surface >0,3m,felt,nottufled/flocked,made up/not	430 003	3 283 522	514 044	4 163 965
5705100000	Oth carpet&oth txtl flr cov.,whthr/not made, of cotton	0	1 280	0	5 677
5705200000	Oth carpet&oth txtl flr cov.,whthr/not made, of jute fibres	0	36	0	255
5705900000	Oth carpet&oth txtl flr cov.,whthr/not made,oth thn cotton&fibre:	188 376	3 053 978	231 808	3 556 216
5801100010	Woven pile&chenille fbrc,of wool/fine animals hairs,melton cloth(16 625	85 865	172 502	985 952
5801100090	Woven pile&chenille fbrc,of wool/fine anml hairs,oth melton cloth	402	175 627	4 027	1 093 937
5801210000	Uncut weft pile fabrics of cotton otherthan fabrics of head 5802/5	4 701	35 931	97 645	536 617
5801220000	Cut corduroy of cotton oth than fabricof head 5802/5806	315	324 253	3 718	2 657 481
5801230000	Oth weft pile fabrics of cotton oth thnfabrics of head 5802/5806	0	49 659	0	292 536
5801240000	Warp pile fabrics, epingleE(uncut) ofcotton othr than fabrics of he.	0	650	0	3 857
5801250000	Warp pile fabrics of cotton, cut, otherthan fabrics of head 5802/58	1 466	5 493	18 320	113 441
5801260000	Chenille fabrics of cotton other thanfabrics of head 5802/5806	0	18	0	1 929
5801310000	Uncut weft pile fbrcs of man-made fbrsother than fabrics of head !	3 360	37 983	24 433	369 639
5801320000	Cut corduroy of man-made fibres otherthan fabrics of head 5802/!	0	14 007	0	158 752
5801330000	Oth weft pile fabrics of man-made fbrsother than fabrics of head 5	0	14 612	0	165 472
5801340000	Warp pile fbrcs, epingle(uncut) of man-made fbrs othr thn fbrc of	7 314	13 437	70 303	119 622
5801350000	Warp pile fabrics of man-made fbrs,cut,other than fabrics of head	625	196 842	8 656	1 107 480
5801360000	Chenille fabrics of man-made fribresother than fabrics of head 580	27 654	291 597	120 581	1 002 812
5801901000	Othr carpet & text floor covrng of silkthan fabrics of head 5802/58	0	6 120	0	90 021
5801909000	Othr carpet & text floor covrng of oththan silk/fabrics of head 580	17 215	240 730	164 802	3 249 486
5802110000	Unbleachd terry towelling&smlar wovenfabrcs of cotton othr than	15 217	63 129	176 956	660 763
5802190000	Bleachd terry towelling&smlar wovenfabrcs of cotton othr than he	119	56 916	1 599	465 382
5802200000	Terry towelling & imilar ofotr textilemat fbrcs of cotton othr tha	3 447	54 758	64 146	875 516
5802300000	Tufted textile fabrics of cotton otherthan fabrics of head 5806	0	7 814	0	45 419
5803001000	Gauze, oth thn narrow fbrcs of heading58.06, of cotton	13	1 606	555	10 952
5803009000	Gauze, oth thn narrow fbrcs of heading58.06, oth thn cotton	72	16 290	3 294	157 925
5804101000	Tulles & other net fabrics of silk,notincl woven fabrics of head 600	29	4 364	18 924	166 472
5804102000	Tulles & other net fbrcs of cotton,notincl woven fabrics of head 60	1 302	14 468	18 620	325 092
5804109000	Tulles&oth net fbrc oth than silk/cottoninc woven fabrics of head	43 960	324 664	468 258	5 173 124
5804210000	Mechanically made lace of man-made fbrsexcl fabrics of head 600	124 357	657 435	1 535 062	13 554 025
5804290000	Mechanically made lace of oth textilemat. excl fabrics of head 600	44 394	369 029	748 112	6 876 275
5804300000	Mechanically hand-made lace excl.fabricof head 6002 to 6004	1 553	25 445	33 140	530 988
5805001000	Hand-woven tapestries of cotton, whetheror not made up	0	8 767	0	149 533
5805009000	Hand-woven tapestries of other thancotton, whether/not made yp	404	5 435	3 099	41 795
5806101000	Woven pile fabrics of silk other thangoods of head 5807	2 971	37 991	27 441	481 454

I.3. IMPOR MENURUT KOMODITI / IMPORT BY HS COMMODITY
***** OKTOBER/OCTOBER 2011 *****

HS	Uraian Komoditi Commodity Description	Berat Bersih / Net Weight (Kg)		Nilai / Value C.I.F (US\$)	
		Bulan ini Current Month	Kumulatif Cum.Jan. to date	Bulan ini Current Month	Kumulatif Cum.Jan. to date
5806102000	Woven pile fabrics of cotton otherthan goods of head 5807	1 782	23 640	43 728	497 951
5806109000	Woven pile fabrics of other than silk/cotton other than goods of h	11 381	100 950	243 485	1 211 543
5806200000	Oth woven fabrics;weight>=5% of elasto-meric yarn/thread	192 954	1 740 217	2 685 791	24 078 415
5806311000	Narrow woven fabrics of cotton for mfgof inkd ribbon oth thn goo	954	19 200	13 697	271 844
5806312000	Backing for electrical insulating paperother than good of head 580	435	479	14 725	15 741
5806313000	Slide fastener ribbons;width<=12mmother than good of head 580	6 207	46 805	151 277	955 636
5806314000	Webbings used in covering piping, polesand the like but goods of f	1 466	29 721	13 921	277 725
5806319000	Other woven fabrics excluding goods ofhead 5807	28 728	358 958	657 522	10 085 160
5806321000	Narrow woven fabrics of man-made fibresfor seat belt webb excl g	165 066	1 009 688	1 116 264	7 505 685
5806322000	Slide fastener ribbon;width<=12mmof mffor seat belt webb excl g	6 360	28 960	59 726	273 045
5806323000	Webbings used in covering piping, poles,other than good of head f	964	5 808	13 300	108 297
5806329000	Woven fbrcs of oth than cotton/man-madeofbr other than goods of	168 312	2 335 245	1 822 653	20 315 734
5806391000	Woven fabrics of silk other than goodsof head 5807	37	197	1 629	3 951
5806399010	Woven fabrc for covering,piping, poles,other than goods of head 5	11 679	26 609	116 951	213 496
5806399020	Narrow woven fabrics for mfg of ribbonstypewritr, no ink oth than	13 174	162 980	96 312	1 292 788
5806399030	Narrow fabrics used for slide fastener;width<=12mm	1 399	3 332	19 606	36 807
5806399090	Narrow fabrics used for slide fastener;width>12mm	42 188	274 585	490 650	3 792 259
5806400000	Fabrics consist of warp without assblddb means of an adhesive	1 046	23 913	21 295	268 348
5807100000	Labels,badges, similar mat of woven,inpiece,strip,shape/size,not e	405 066	3 531 638	7 430 006	66 399 210
5807900010	Labels,badges, similar mat of non wovenfbr in piece,strip,shape/si	7 998	129 665	151 137	2 248 790
5807900090	Labels,badges, similar mat of oth wovenfbr in piece,strip,shape/siz	78 244	620 445	1 165 082	11 983 202
5808101000	Braid in the piece combined with rubberthreads, without embroid	307	11 540	3 842	114 735
5808109000	Braids not in the piece combined withthreads, without embroidery	3 377	36 361	154 781	1 271 690
5808901000	Oth braids combined with rubber threadswithout embroidery, not	139 862	829 799	1 379 301	8 707 300
5808909000	Oth braid combined with oth than rubberthreads, without embroi	3 123	76 773	53 745	633 299
5809000000	Woven fabrics of metal thread & wovenfabrics of metallised yarn c	9	780	214	28 002
5810100000	Embroidery without visible ground,in piein strip motifs	71	3 194	13 447	108 734
5810910000	Embroidery of cotton, without visiblegorund in piece,in strip motif	83 915	1 106 052	869 769	10 978 257
5810920000	Embroidery of man-made fibres, withoutvisible goround,in piece,ii	21 113	521 911	362 546	4 444 060
5810990000	Embroidery of other textile material,visible goround,in piece,in str	102 363	1 186 629	1 552 745	16 265 565
5811000000	Quilted textile prods in the piece,with mat aseemld othr than em	30 366	1 050 836	309 282	10 560 292
5901100000	Textile fabrics coated w/gum/amylaceused for covers books and tl	4 581	39 186	48 409	347 346
5901901000	Textile fabrics coated w/gum/amylacefor tracing cloth	0	6 793	0	17 093
5901902000	Textile fabrics coated w/gum/amylaceprepared painting canvas	2 003	38 154	13 035	118 514
5901909000	Textile fabrics coated w/gum/amylacefor other than tracing cloth/	19 535	175 124	179 213	1 385 490
5902101000	Chafer canvas type of nylon/oth poly-amides, high tenacity, rubbe	37 846	522 247	321 349	4 057 493
5902109000	Chafer canvas type of nylon/oth poly-amides, high tenacity, not ru	998 938	11 385 416	5 416 126	58 345 807
5902202000	Chafer canvas type of polyester, highnylon, tenacity, rubberised	3 625	34 251	74 021	702 483
5902209000	Chafer canvas type of polyester, highnylon, tenacity, not rubberise	774 622	6 460 584	3 781 893	29 511 431
5902900000	Tyre cord fabric of high tenacity yarn,oth thn nyln/oth polymd&pc	3 095	15 964	23 532	177 572
5903100000	Textile fabrics impregnat,coat,coverwith polyvinyl chloride	1 947 377	24 705 208	3 222 897	36 015 801
5903200000	Textile fabrics impregnat,coat,coverwith polyurethane	1 543 773	15 135 445	13 892 908	138 759 285
5903901000	Impregnated textile fbrcs of nylon cancoated with plastics oth th	171 902	1 396 576	1 576 983	13 163 347
5903909000	Oth imprgntd text fbrc of oth han nyloncanvas coated w/plastic o	345 735	3 508 411	3 159 648	39 414 901
5904100000	Linoleum, cut to shape/not,coatingapplied on textile backing	9 123	90 608	29 764	348 585
5904900000	Oth linoleum, cut to shape/not,coating applied on textile backing	3 812	22 191	37 761	232 912
5905000000	Textile wall coverings.textile wall coverings.	0	1 388	0	11 184
5906100000	Adhesive tape;width<=20cm, oth than ofheading 5902	28 261	295 803	439 794	4 392 888
5906910000	Knitted/crocheted linoleum, whetherof not to shape	80 221	577 544	412 765	4 072 905
5906991000	Linoleum for hospital rubber sheeting,whether/not cut to shape.	0	4 224	0	35 718
5906999000	Linoleum not for hospital rbbr sheetinwhether/not cut to shape.	117 770	1 230 126	466 495	6 649 886
5907001000	Fabrics impregnated,coated/covered oilof oil-based preparation	511	5 406	41 222	218 310
5907003000	Textile fbrcs impregnated, coated/covrwith fire resistant chemical	0	16 378	0	99 227
5907004000	Fabrics imprgntd,coated/covered flockvelvet, the entire surface of	11 697	85 164	116 806	492 505
5907005000	Fabrics impregnated,coated/covered wax,bitumen/similar produc	0	2	0	4
5907006000	Fabrics impregnated,coated/covered othematerials	51 597	740 251	177 419	2 026 996
5907009000	Othe textile fabrics not impregnated,covered with othe materials	8 894	89 909	171 432	1 168 151
5908001000	Wick; incandescent gas mantleswhether/not impregnated	9	24 418	6 105	115 025
5908009000	Textile oth than wick; incandescent gasmantles, whether/not impr	1 053	8 019	26 266	54 091
5909001000	Fire hoses and similar textile tubing	71 040	427 313	328 182	2 126 433
5909009000	Othe textile hosepiping & similartextile tubing	28 031	857 977	123 673	2 071 357
5910000000	Transmssn/convyr belts/belting,of textl matr, whether/not impre	25 713	232 142	632 734	5 856 867
5911100000	Textile fabrics, felt&felt-lined wovencoated with rubber,leather/oi	345 728	1 935 776	3 449 578	24 276 903
5911200000	Bolting cloth, whether/not made up	10 850	76 259	74 337	822 919
5911310000	Textile fabrics&felts;weight< 650 g/m,in making/similar machinen	9 168	68 555	1 054 683	10 183 357
5911320000	Textile fabrics&felts;weight>= 650 g/m,in making/similar machien	70 783	600 601	3 732 477	33 072 409
5911400000	Straining cloth of a kind used in oilor the like incl that of hair	4 236	121 326	82 992	1 680 417
5911901000	Textile packings & gaskets used inmaking/similar machinery	6 442	78 548	61 202	897 756
5911909000	Othe than textile packings & gasketsused in making/similar machir	174 662	1 749 281	2 756 172	17 283 363
6001101000	Unbleached long pile, knitted/crocheted,mercerised	528	73 674	5 668	77 682
6001109000	Bleached long pile, knitted/crocheted,not mercerised	76 663	617 625	492 164	5 255 092

I.3. IMPOR MENURUT KOMODITI / IMPORT BY HS COMMODITY
***** OKTOBER/OCTOBER 2011 *****

HS	Uraian Komoditi Commodity Description	Berat Bersih / Net Weight (Kg)		Nilai / Value C.I.F (US\$)	
		Bulan ini Current Month	Kumulatif Cum.Jan. to date	Bulan ini Current Month	Kumulatif Cum.Jan. to date
6001210000	Looped pile fabrics of cotton, knitted/crocheted	182 133	858 053	1 659 762	9 075 301
6001220000	Looped pile fabric of man made fibre, knitted/crocheted	21 559	554 488	225 094	4 808 901
6001290000	Looped pile fabric of oth textls matrsl, knitted/crocheted	1 731	105 993	23 078	986 378
6001910000	Oth pile fabrics, of cotton, knitted/crocheted	48 983	735 065	490 100	4 722 450
6001921000	Oth pile fabrics, of man made fibres, unbleached	89 666	1 157 977	844 089	10 160 145
6001929000	Oth pile fabrics, of man made fibres, othe than unbleached	323 291	3 737 164	2 859 260	30 905 312
6001991000	Unbleached fabrics of othe textilematerials, not mercerised	12 251	33 193	162 459	439 902
6001999000	Bleached fabrics of othe textilematerials, not mercerised	56 594	1 185 076	1 122 965	17 906 935
6002400000	Knit/croch fbrcs; weight>5% of elastomeyarn, no rubber thread, oth	790 921	7 021 414	4 912 844	38 253 677
6002900000	Knit/croch fbrcs; weight<5% of elastomeyarn, no rubber thread, oth	1 670 267	14 998 741	16 904 264	162 684 471
6003100000	Knit/croc fbrcs of wool/fine animalhair, width<=30cm oth than 60C	250	10 346	3 742	98 908
6003200000	Knit/crocheted fabrics of cottonwidth<=30cm oth than 60.01/60.0	136 303	1 935 828	1 243 538	18 429 604
6003300000	Knit/crocheted fabrics of syntheticfibr, width<=30cm oth than 600	15 800	131 538	197 146	1 690 336
6003400000	Knit/crocheted fabrics of artificialwidth<=30cm oth than 60.01/60	1 371	19 363	24 237	374 781
6003900000	Othr knit/croc fabrics, width<=30cmoth than 60.01/60.02	26 524	263 023	195 336	2 361 875
6004101000	Knitted swimwear fabric; weight 80%synth yarn; 20% elastic yarn	673 288	5 685 851	5 824 699	50 248 299
6004109000	Knitt/crochet fabr, width<=30cmcon.>20%, oth thn of heading 60I	845 393	7 606 102	6 891 126	58 870 181
6004900000	Othe knitted/crocheted fabrics; width<=30cm othe than of headin	276 735	2 573 872	3 781 155	32 556 222
6005210000	Warp knit fabrics of cotton othe thanof heading 60.01-60.04	86 881	430 425	613 624	3 822 199
6005220000	Dyed warp knit fabrics of cotton othethan of heading 60.01-60.04	109 004	554 194	932 195	4 649 029
6005230000	Warp knit fabrics of yarn of diff coloroth than of heading 60.01-60	69 711	959 104	449 320	8 808 792
6005240000	Printed warp knit fabrics of cotton oththan of heading 60.01-60.04	31 939	164 501	389 308	2 293 123
6005311000	Wrp knit fbrc, of synthtc, bleach/no, swimwr, of polyester&polybut	14 347	410 262	96 551	3 871 675
6005319000	Wrp knit fbrc, of synthtc, bleach/no, oth thn swimwr, of polystr&pol	230 425	2 508 547	2 407 193	20 688 796
6005321000	Warp knit fabr, of synthtc, dyed, swimwr, of polyester&polybutyle	42 518	238 481	261 312	2 269 477
6005329000	Warp knit fabr, of synthtc, dyed, oth thn swimwr, of polystr&polybu	215 457	1 928 525	2 758 869	20 591 655
6005331000	Wrp knit fbrc, of synthtc, yarn diff clrs, swimwr, of polyester&polyb	0	1 264	0	16 617
6005339000	Wrp knit fbrc, of synthtc, yarn diff clrs, oth thn swimwr, of polystr&p	110 772	854 192	1 437 737	11 947 789
6005341000	Warp knit fabr, of synthtc, printed, swimwr, of polyester&polybut	828	6 170	7 222	53 874
6005349000	Warp knit fabr, of synthtc, printed, oth thn swimwr, of polystr&poly	7 996	40 431	101 592	485 691
6005410000	Warp knit fabrics of artifical fibres ofthan of heading 60.01-60.04	0	20 011	0	54 873
6005420000	Dyed warp knit fabrics of artifical fibroth than of heading 60.01-60.(39 813	151 933	428 876	1 583 929
6005430000	Warp knit fbrc of artfcl fbrs yarn ofdiff cls, oth than of heading 60.C	1	1	2	2
6005900000	Oth warp knit fabrics oth than ofheading 60.01-60.04	193 963	2 343 640	1 776 136	17 518 560
6006100000	Oth knit/crochtd fbrcs of wool/fineanimal hair oth than of head 6C	53 483	371 938	471 129	3 618 629
6006210000	Oth knit/crochtd fbrcs of cottonoth than of heading 60.01-60.04.	63 248	659 555	570 593	6 520 809
6006220000	Oth dyed knit/crochtd fbrcs of cottonoth than of heading 60.01-6C	3 629 308	36 859 955	30 128 112	341 450 342
6006230000	Oth knit/crochtd fbrcs of yarn of difcolor oth than of heading 60.0	6 885	84 462	48 936	619 703
6006240000	Oth printed knit/crochtd fbrcs ofcotton oth than of heading 60.01-	21 886	590 791	182 724	6 055 374
6006311000	Warp knit fabrics of nylon fibr meshfor as a backng material for i	7 088	46 467	53 413	371 255
6006319000	Oth warp knit fbrcs of oth than ofheading 60.01-60.04.	453 108	3 556 175	5 057 929	42 082 259
6006321000	Dyed nylon fibre mesh for use as backngmat for mosaic tiles oth th	95 295	1 455 611	977 952	13 215 322
6006329000	Oth dyed nylon fibres material formosaic tiles oth than head of 60	489 371	4 427 854	4 302 098	40 820 262
6006330000	Oth knittd/crochetd fabr synthtc, of yarn of diff colors	25 252	127 050	253 743	1 319 883
6006340000	Oth knittd/crochetd fabr synthtc, printed	22 479	431 981	214 740	4 753 562
6006410000	Oth warp knit fabrics of artificalfibres oth than of heading 60.01-6	0	25	0	609
6006420000	Oth dyed warp knit fabrics of artifi-cial fibres oth than of head 60.(115 620	1 721 103	1 053 961	14 375 602
6006430000	Oth warp knit fabrics of yarn of diffcolor oth than of heading 60.01	72	18 976	1 165	124 171
6006440000	Oth warp knit fabrics of artificalfibres printed oth than of head 60	19 445	51 210	125 624	366 097
6006900000	Oth warp knit fabrics oth than of artcial fibres oth than of head 60	367 390	4 077 628	2 670 811	30 856 770
6101200000	Male's wear of cotton oth than ofhead 61.03	41 574	225 613	434 309	2 467 993
6101300000	Male's wear of man-made oth thanof head 61.03	545	3 514	16 237	159 398
6101900000	Male's wear of oth textile materialoth than of head 61.03	4 777	6 377	97 699	152 274
6102100000	Female's wear of wool/fine animalhair knitted/crocheted oth than	322	385	22 308	25 647
6102200000	Female's wear of cotton, knitted/crocheted oth than of head 6104	124	3 230	5 871	119 536
6102300000	Female's wear of man-made fibres, knitted/crocheted oth than of I	101	1 153	5 136	60 083
6102900000	Female's wear of oth textile materials, knitted/crocheted oth than of	957	23 114	10 011	64 308
6103100000	Mens/boys suits(oth thn swimwr)knitted/crocheted	60	5 982	2 935	34 741
6103220000	Male' ensembles of cotton	8	1 847	32	30 692
6103230000	Male' ensembles of synthetic fibres	0	1	0	50
6103290000	Men/boy ensembl of oth textls matrsl(oth thnswimwr)knitt/croch	11	55 113	78	460 397
6103310000	Male's jackets & blazers of wool/fineanimal hair	23	275	1 637	19 936
6103320000	Male's jackets & blazers of cotton	5 817	13 601	86 492	262 313
6103330000	Male's jackets & blazers of syntheticfibres	441	8 300	20 301	293 134
6103391000	Male's jackets & blazers of ramie, linenor silk	0	2 007	0	3 347
6103399000	Male's jackets & blazers of oth textilematerials	3 601	86 098	56 735	1 400 668
6103410000	Male's trousers, bib&brace overall, breeches&shorts of wool/fine a	125	127	15 627	15 636
6103420000	Male's trousers, bib&brace overall, breeches&shorts of cotton	468	57 749	15 501	800 581
6103430000	Male's trousers, bib&brace overall, breeches&shorts of synthetic fil	1 114	15 341	46 904	608 963
6103490000	Men/boy trousr, bib&brace overll, breech&short of oth textl matrsl,	348	1 621	18 848	52 057
6104130000	Female's suits of synthetic fibres	4 078	9 407	13 886	35 842

I.3. IMPOR MENURUT KOMODITI / IMPORT BY HS COMMODITY
***** OKTOBER/OCTOBER 2011 *****

HS	Uraian Komoditi Commodity Description	Berat Bersih / Net Weight (Kg)		Nilai / Value C.I.F (US\$)	
		Bulan ini Current Month	Kumulatif Cum.Jan. to date	Bulan ini Current Month	Kumulatif Cum.Jan. to date
6104192000	Women/girl suits,of cotton synthcfibres,of oth textl matr,knitt/cr	4 209	40 787	12 335	158 529
6104199000	Female's suits of oth textile material	905	104 759	1 492	637 559
6104220000	Female's ensembles of cotton	4	4 792	512	12 890
6104230000	Female's ensembles of synthetic fibres	0	1 888	0	151 184
6104290000	Womens/girls ensembles,of oth textl matr,knitted/crocheted	0	87	0	1 705
6104310000	Female's jackets & blazers of wool/fine animal hair	0	32	0	5 978
6104320000	Female's jackets & blazers of cotton	9 118	19 335	32 450	242 800
6104330000	Female's jackets & blazers of syntheticfibres	628	3 574	29 406	145 863
6104390000	Women/girl jackets&blazers,of oth textl matr,knitt/crochet	62	1 222	3 199	52 322
6104410000	Dresses of wool/fine animal hair, knitted/crocheted	241	666	22 023	78 398
6104420000	Dressed of cotton	10 757	156 068	90 658	1 258 029
6104430000	Dressed of synthetic fibres	43 441	275 744	283 523	1 514 793
6104440000	Dressed of artificial fibres	1 957	16 816	111 036	1 081 541
6104490000	Dresses of other textile materials	234	53 813	7 165	313 131
6104510000	Female's skirts & divided skirt of woolor fine animal hair	7	36	584	3 325
6104520000	Female's skirts & divided skirts ofcotton	397	38 255	6 182	214 573
6104530000	Female's skirts & divided skirts ofsynthetic fibres	11 578	74 863	65 477	388 530
6104590000	Women/girl skirts÷d skirts,of oth textl matr,knitt/crochet	12 029	90 967	48 997	839 910
6104610000	Female's trousers, bib & brace overallsbreeches & shorts of fine ar	9	75	894	8 078
6104620000	Female's trousers, bib & brace overallsbreeches & shorts of cottor	210 555	1 268 966	514 067	3 808 742
6104630000	Female's trousers, bib & brace overallsbreeches & shorts of synthe	86 824	485 263	237 383	1 691 614
6104690000	Womn/girl trousr,bib&brace overll,brh&short f oth textl matr,knit	1 091	59 170	47 896	547 463
6105100000	Male's wear of cotton, knitted/crocheted	143 244	1 056 442	592 909	7 331 252
6105201000	Male's wear of synthetic fibres, knittedor crocheted	1 838	26 263	93 748	1 147 337
6105202000	Male's wear of artificial fibres, knitteor crocheted	5	352	327	23 054
6105900000	Men/boy shirts of oth textls matr,knitt/crochet	10 960	27 087	113 906	264 898
6106100000	Female's wear of cotton, knitted/crocheted	183 392	1 325 184	1 292 425	9 033 900
6106200000	Female's wear of man-made, knittedor crocheted	103 113	616 214	1 090 283	5 879 391
6106900000	Womn/girl blous,shirt&shirtblous,oth textl matr,knitt/croch	193 413	942 355	930 544	5 400 829
6107110000	Male's underpants & briefs of cotton	9 120	144 340	159 579	1 987 721
6107120000	Male's underpants & briefs of man-madefibres	368	7 705	26 820	278 489
6107190000	Male's underpants & briefsof oth textls matr	1 075	9 291	3 291	56 693
6107210000	Male's nightshirts & pyjamas of cotton	6 759	39 181	20 274	210 169
6107220000	Male's nightshirt & pyjama of man-madefibres	0	1 922	0	5 037
6107290000	Male's nightshirt&pyjamasof oth textls matr	109	7 975	722	31 692
6107910000	Oth wear articles of cotton	16	351 043	387	782 547
6107990000	Oth wear male of oth textls matr	395	2 237	1 585	13 152
6108110000	Female's slips & petticoats of man-made fibres	279	1 279	11 928	55 452
6108193000	Female's slips & petticoats of cottonof oth textls matr	0	6 832	0	10 174
6108199090	Female's slips & petticoats oth thnsilk, of oth textls matr	164	1 211	4 580	55 432
6108210000	Briefs & panties of cotton	275 245	1 564 343	669 708	5 184 507
6108220000	Briefs & panties of man-made fibres	22 089	219 173	186 437	1 604 094
6108290000	Female's brief&pantie,knitt/crochetof oth textls matr	1 127	1 165 460	4 923	2 907 327
6108310000	Nightdresses & pyjamas of cotton	22 086	88 228	85 164	450 932
6108320000	Nightdresses & pyjamas of man-madefibres	1 272	65 513	19 188	228 372
6108390000	Female nightdress&pyjama,of othtextls matr,knitt/crochet	0	31 723	0	253 346
6108910000	Negliges, bathrobes, dressing gowns ofcotton	67	1 512	2 261	29 564
6108920000	Negliges, bathrobes, dressing gowns ofman-made fibres	240	5 964	16 063	244 111
6108990000	Oth famale wear,of oth textl matr,knitted/crocheted	0	183	0	3 716
6109101000	Men/boys't-shirts, singlets & othvests, knitted/crocheted of cottor	46 907	425 793	696 749	6 928 141
6109102000	Women/girls't-shirts,singlets & othvests, knitted/crocheted of cot	53 999	629 619	612 336	8 531 610
6109901000	Men/boys't-shirts,singlets & oth vestsknit./crocheted of ramie, lin	379	2 999	15 289	39 667
6109902000	Men/boys't-shirts,singlets & oth vestsknitted/crocheted of oth ma	7 443	94 491	415 015	4 458 517
6109909000	T-shirt,singlet&oth vest,knitte/crochet,of oth txtl mtr,oth thn f rar	30 083	345 478	268 993	2 857 659
6110110000	Jerseys,pullovers, cardigans, waistcoatof wool	946	86 857	88 956	1 731 167
6110120000	Jerseys,pullovers, cardigans, waistcoatof kashmir (cashmere) goat:	90	258	5 476	25 606
6110190000	Jerseys,pullovers, cardigans, waistcoatof oths wool/fine animal ha	2	242	223	10 794
6110200000	Jerseys,pullovers, cardigans, waistcoatof cotton	18 904	88 539	477 455	3 743 041
6110300000	Jerseys,pullovers, cardigans, waistcoatof man-made fibres	13 891	77 601	558 569	3 345 447
6110900000	Jersey,pullover,cardign,waistcoat&similararticle,knitt/crochet,of oth	235	5 547	11 188	368 753
6111200000	Babie garment&clothing accessorie,knitt/crochet,of cotton	8 844	109 335	210 799	2 373 051
6111300000	Babie garment&clothing accessorie,knitt/crochet,of synthtc fibres	102	20 086	6 113	94 745
6111900000	Babie garment&clothing accessorie,knitt/crochet,of oth txtl mtr	4 848	5 447	5 429	15 667
6112110000	Track suits of cottonknitted/crocheted	0	1 139	0	16 204
6112120000	Track suits of synthetic fibresknitted/crocheted	0	234	0	6 000
6112190000	Track suits of oth txtl mtr,knitted/crocheted	10	176	28	4 054
6112200000	Ski suitsknitted/crocheted	0	20	0	816
6112310000	Male's swimwear,of synthtc fibr,knitted/crocheted	921	13 285	31 873	540 295
6112390000	Male's swimwear,of oth txtl mtr,knitted/crocheted	131	433	4 179	13 989
6112410000	Female swimwear,of synthtc fibr,knitted/crocheted	2 586	28 747	95 206	1 338 373
6112490000	Female swimwear,of oth txtl mtr,knitted/crocheted	173	3 841	7 127	71 795

I.3. IMPOR MENURUT KOMODITI / IMPORT BY HS COMMODITY
***** OKTOBER/OCTOBER 2011 *****

HS	Uraian Komoditi Commodity Description	Berat Bersih / Net Weight (Kg)		Nilai / Value C.I.F (US\$)	
		Bulan ini Current Month	Kumulatif Cum.Jan. to date	Bulan ini Current Month	Kumulatif Cum.Jan. to date
6113001000	Diver wetsuit,made up of knitt/cochet,fabrics of heading 5903, 591	0	1 410	0	100 366
6113002000	Protective/safety garmnt fr worker,made-up of knitt/cochet,head !	1 656	38 262	5 914	170 754
6113009000	Oth garment,made up of knitt/crochetfabrics of heading 5903,590	7 599	70 961	100 060	840 505
6114200000	Oth garments, knitted/crocheted ofcotton	205	3 241	6 892	162 725
6114300000	Oth garments, knitted/crocheted ofof man-made fibres	409	11 385	21 605	519 135
6114900000	Oth garments, knitted/crocheted ofof oth textile materials	1 401	9 888	12 527	89 413
6115100000	Panty hose & tights of graduatedcompression hosiery	16	152	380	4 320
6115210000	Panty hose & tights of synthetic fibres,single yarn<67 decitex, elas	3 812	7 430	27 777	79 742
6115220000	Panty hose & tights of synthetic fibres,single yarn<67/>67 decitex,	131	16 081	3 550	98 123
6115291000	Stockings,socks,sockettes of cottonsingle yarn<67 decitex, elastic/	10	2 807	589	48 223
6115299000	Panty hose & tights of oth than cottonelasticated/rubberised	686	23 390	11 021	136 822
6115301000	Women's full-length,knee-length hosieryof cotton, single yarn < 67	2	679	42	16 845
6115309000	Women's full-length,knee-length hosieryof oth than cotton, single	4 724	7 964	8 710	35 071
6115940000	Oth stockings,socks, of wool/fineanimal hair,single yarn < 67 decit	195	437	1 842	15 473
6115950000	Oth stockings,socks, of cotton,single yarn < 67 decitex	2 335	82 218	55 086	1 229 528
6115960000	Oth stockings,socks,sockettes ofsynthetic fibres,single yarn < 67 d	2 513	102 000	35 978	609 961
6115990000	Oth stockings,socks,sockettes of othtextile materials, single yarn-<	525	49 162	23 815	564 182
6116100000	Gloves,mittens, mitts, knitted,croch.impregn., coated/covered pla	8 132	113 305	129 099	1 312 863
6116910000	Gloves,mittens,of wool/fine animal hairknit.not impregn.coat.pla:	91	923	1 197	31 469
6116920000	Gloves,mittens,of cotton knitted,croch.not impregnated coated pl	0	54 018	0	132 391
6116931000	Gloves,mittens,of synthetic fibresknit.not impregn.coat.plastics/ru	0	5	0	308
6116939000	Gloves,mittens,of oth th synthetic fbrsknit.not impregn.coat.plasti	6 050	67 912	35 914	692 151
6116990000	Gloves,mittens,of oth textile materialsknit.not impregn.coat.plasti	115	9 594	2 095	80 257
6117101000	Shawls, scarves, mufflers, mantillas,& the like of cotton	1 106	2 503	13 127	42 943
6117109000	Shawls, scarves, mufflers, mantillas,& the like of oth textile materi	11 281	60 321	57 924	506 908
6117801900	Ties, bow ties & cravats of oth thanwool/fine animal hair	492	5 299	6 224	233 176
6117809000	Oth access of oth than wool/fineanimal hair	38 413	296 065	588 392	4 997 823
6117900000	Oth parts of garment	98 341	450 986	1 013 404	4 273 161
6201110000	Men/boys'overcoats,raincoats,car-coats,cloaks of wool/fine anim:	296	1 788	24 457	118 068
6201120000	Men/boys'overcoats,raincoats,car-coats,cloaks of cotton	208	9 351	13 055	269 225
6201130000	Men/boys'overcoats,raincoats,car-coats,cloaks of man-made fibre	8 643	69 912	50 417	501 459
6201190010	Men/boys'overcoats,raincoats,car-coats,cloaks of silk	0	804	0	109 835
6201190020	Men/boys'overcoats,raincoats,car-coatscapes,cloaks of ramie	0	377	0	460
6201190090	Men/boys'overcoats,raincoats,car-coats,cloaks of oth man-made f	7 744	86 933	83 829	856 819
6201910000	Men/boys' anorak, wind-cheaters/jacketsof wool/fine animal hair	31	419	1 900	23 412
6201920000	Men/boys' anorak, wind-cheaters/jackets of cotton	248	10 375	12 062	361 677
6201930010	Men/boys' anorak, wind-cheaters/jacketsof batik	5	265	267	15 879
6201930090	Men/boys' anorak, wind-cheaters/jacketsof oth man-made fibres	6 030	15 984	77 596	553 241
6201990010	Men/boys' anorak, wind-cheaters/jacketsof silk	0	181	0	489
6201990090	Men/boys' anorak, wind-cheaters/jacketsof oth textile materials	185	827	21 318	50 879
6202110000	Women/girls'overcoats,raincoats, car-coats, capes of wool/fine an	1 736	3 531	123 191	285 686
6202120000	Women/girls'overcoats,raincoats, car-coats, capes of cotton	629	4 229	25 896	264 486
6202130010	Women/girls'overcoats,raincoats, car-coats, capes of batik	0	1	0	69
6202130090	Women/girls'overcoats,raincoats, car-coats, capes of oth man-ma	4 444	9 052	120 135	442 748
6202190020	Women/girls'overcoats,raincoats, car-coats, capes of ramie	0	16	0	2 032
6202190090	Women/girls'overcoats,raincoats, car-coats, capes of oth textile m	12	5 016	146	433 940
6202910000	Women/girls'anorak,wind-cheater/jacketsof wool/fine animal hair	178	675	6 646	34 916
6202920000	Women/girls'anorak,wind-cheater/jacketsof cotton	401	4 717	21 674	259 696
6202930090	Women/girls'anorak,wind-cheater/jacketsof oth man-made fibres	568	6 231	37 181	257 346
6202990090	Oth famale wear,of oth textl matrl,oth than silk & ramie	0	164	0	9 216
6203110000	Men/boys'suits of wool/fine animalhair	15	219 471	2 980	456 878
6203120000	Men/boys' suits of synthetic fibres	9 638	13 448	51 491	174 878
6203191000	Men/boys' suits of cotton	141	14 944	353	78 009
6203199010	Male's suits, of oth textl matrl,of silk,oth thn cotton	0	2	0	1 079
6203199090	Male's suits, of oth textl matrl,oth thn silk&ramie,oth thn cotton	1 062	4 139	15 196	33 931
6203220000	Men/boys' ensembles of cotton	0	7 739	0	18 744
6203230000	Men/boys' ensembles of synthetic fibres	0	3	0	17
6203290090	Male's ensembles, of oth textl matrl,oth than silk & ramie	107	461	1 078	14 994
6203310000	Men/boys' jackets & blazers of woolor fine animal hair	2 161	86 595	63 640	776 406
6203320000	Men/boys' jackets & blazers of cotton	19 076	250 256	63 203	1 323 845
6203330000	Men/boys' jackets & blazers of syntheticfibres	24 878	109 264	130 095	1 008 452
6203390010	Male jackt&blazr, of oth textl matrl,of silk	0	75	0	7 307
6203390020	Male jackt&blazr, of oth textl matrl,of ramie	5	9	1 008	1 736
6203390090	Male jackt&blazr, of oth textl matrl,oth than silk & ramie	1 045	8 571	9 175	282 307
6203410000	Trousr,bib&brace overll,breech&short,of wool/fine animal hair,m:	341	5 160	21 545	358 168
6203421000	Men/boys' bib & brace overalls ofcotton	27	2 463	4 350	67 408
6203429000	Men/boys' trousers of cotton	351 774	2 764 140	1 939 914	19 732 255
6203430000	Trousr,bib&brace overll,breech&short,of synthtc fibres,male wear	4 266	73 116	156 267	2 107 203
6203490010	Trousr,bib&brace overll,breech&short,of oth txtl mtrl,of silk, for r	0	19	0	1 645
6203490090	Trousr,bib&brace overll,breech&short,of oth txtl mtrl,oth thn ram	4 194	76 342	36 736	1 141 397
6204110000	Women/girls' suits of wool/fineanimal hair	0	24	0	2 724

I.3. IMPOR MENURUT KOMODITI / IMPORT BY HS COMMODITY
***** OKTOBER/OCTOBER 2011 *****

HS	Uraian Komoditi Commodity Description	Berat Bersih / Net Weight (Kg)		Nilai / Value C.I.F (US\$)	
		Bulan ini Current Month	Kumulatif Cum.Jan. to date	Bulan ini Current Month	Kumulatif Cum.Jan. to date
6204120000	Women/girls' suits of cotton	12 302	60 871	32 568	281 673
6204130000	Women/girls' suits of synthetic fibres	2 302	5 605	6 113	29 448
6204190010	Female suit, of oth textl matr, oth thn swimwear, of silk	0	18	0	3 958
6204190020	Female suit, of oth textl matr, oth thn swimwear, of ramie	1	1	9	9
6204190090	Female suit, of oth textl matr, oth thn swimwear, oth than silk & ramie	3 687	43 429	13 947	163 596
6204220000	Women/girls' ensembles of cotton	0	154	0	345
6204230000	Women/girls' ensembles of synthetic fibres	0	1	0	38
6204290090	Female ensembl, of oth textl matr, oth thn swimwear, of silk & ramie	0	12 099	0	27 444
6204310000	Women/girls' jackets & blazers of wool/fine animal hair	266	1 476	24 962	152 052
6204320000	Women/girls' jackets & blazers of cotton	3 226	27 605	32 187	701 647
6204330000	Women/girls' jackets & blazers of synthetic fibres	2 278	15 655	98 418	890 777
6204390010	Female jacket & blazer, of oth textl matr, oth thn swimwear, of silk	0	217	0	22 051
6204390020	Female jacket & blazer, of oth textl matr, oth thn swimwear, of ramie	6	37	1 159	4 624
6204390090	Female jacket & blazer, of oth textl matr, oth thn swimwear, of silk & ramie	571	7 835	23 927	541 241
6204410000	Dresses of wool/fine animal hair not knitted/crocheted	57	7 915	6 317	76 476
6204420000	Dresses of cotton	18 672	317 918	135 025	2 829 996
6204430000	Dresses of synthetic fibres	22 627	202 644	358 530	2 934 442
6204440000	Dresses of artificial fibres	1 970	24 318	109 144	1 264 015
6204490010	Female dresses, of oth textl matr, oth thn swimwear, of silk	309	2 467	52 755	370 455
6204490020	Female dresses, of oth textl matr, oth thn swimwear, of ramie	0	58	0	7 576
6204490090	Female dresses, of oth textl matr, oth thn swimwear, of silk & ramie	2 978	14 500	26 312	587 855
6204510000	Skirts & divided skirts of wool/fine animal hair	80	5 414	8 025	42 508
6204520000	Skirts & divided skirts of cotton	17 297	208 101	102 111	1 787 049
6204530000	Skirts & divided skirts of synthetic fibres	10 867	78 154	118 466	1 003 379
6204590010	Female skirt & divide skirt, oth textl matr, oth thn swimwear, of silk	4	311	1 428	40 272
6204590020	Female skirt & divide skirt, oth textl matr, oth thn swimwear, of ramie	0	2	0	80
6204590090	Female skirt & divide skirt, oth textl matr, oth thn swimwear, of silk & ramie	552	20 235	24 758	512 023
6204610000	Women/girls' trousers, bib & brace overall breeches, short of wool/fine animal hair	131	554	11 214	77 710
6204620000	Women/girls' trousers, bib & brace overall breeches, shorts of cotton	134 496	1 482 643	1 211 375	12 880 939
6204630010	Women/girls' trousers, bib & brace overall breeches, shorts of batik	0	135	0	5 289
6204630091	Women/girls' flyers coveralls	0	8	0	225
6204630099	Oth women/girls' flyers coveralls	5 077	97 043	130 307	1 445 266
6204690010	Trouser, bib & brace overall, breech & short, of oth textl matr, of silk, for w	51	2 494	3 362	77 837
6204690020	Trouser, bib & brace overall, breech & short, of oth textl matr, of ramie, for	0	33 044	0	266 047
6204690090	Trouser, bib & brace overall, breech & short, of oth textl matr, oth thn silk & ramie	5 767	399 866	85 475	2 259 356
6205200000	Men/boys' shirts of cotton	25 696	289 071	746 551	8 230 400
6205300000	Men/boys' shirts of man-made fibres	959	33 897	25 165	518 433
6205900010	Male's shirts, of oth textl matr, of silk	0	47	0	4 414
6205900020	Male's shirts, of oth textl matr, of ramie	0	9	0	1 301
6205900090	Male's shirts, of oth textl matr, oth thn silk & ramie	7 190	197 408	17 995	1 438 952
6206100000	Women/girls' blouses, shirts & shirts-blouses of silk/silk waste	858	7 144	69 449	620 352
6206200000	Women/girls' blouses, shirts & shirts-blouses of wool/fine animal hair	7	43 962	1 849	111 256
6206300000	Women/girls' blouses, shirts & shirts-blouses of cotton	51 199	395 259	537 117	6 203 862
6206400000	Women/girls' blouses, shirts & shirts-blouses of man-made fibres	28 099	264 441	482 249	4 964 795
6206900010	Female's wear, of oth textl matr, of silk	60	2 896	13 814	341 489
6206900020	Female's wear, of oth textl matr, of ramie	0	34	0	4 381
6206900090	Female's wear, of oth textl matr, oth thn silk & ramie	16 538	275 986	89 879	1 627 057
6207110000	Men/boys' underpants & briefs of cotton	46	3 747	1 661	100 256
6207190000	Men/boys' underpants & briefs of oth textile materials	29	372	718	16 666
6207210000	Men/boys' nightshirts & pyjamas of cotton	5 205	11 595	18 366	57 606
6207220000	Men/boys' nightshirts & pyjamas of man-made fibres	26	136	1 044	5 214
6207290010	Male night shirt & pyjama, of oth textl matr, of silk	0	15	0	1 349
6207290090	Male night shirt & pyjama, of oth textl matr, oth thn silk & ramie	0	4 656	0	29 435
6207910000	Oth male wear, of cotton	0	10 770	0	74 579
6207990000	Oth male wear, of oth textl matr	48	407	2 485	3 143
6208110000	Women/girls' slips & petticoats of man-made fibres	0	712	0	7 234
6208190090	Female slip & petticoat, of oth textl matr, oth thn silk & ramie	1	4 097	1	43 613
6208210000	Women/girls' nightdresses & pyjamas of cotton	8 547	62 700	27 241	213 940
6208220000	Women/girls' nightdresses & pyjamas of man-made fibres	600	41 075	4 633	110 774
6208290010	Female nightdress & pyjama, of oth textl matr, of silk	0	119	0	7 378
6208290090	Female nightdress & pyjama, of oth textl matr, oth thn silk & ramie	2	743	7	2 778
6208911000	Panties of cotton	14 784	108 688	45 749	306 469
6208919000	Women/girls' singlets of cotton	0	8 306	0	66 119
6208920000	Female wear of man-made fibres	31	6 951	1 285	119 359
6208991000	Female wear of oth textl matr, of wool or fine animal hair	0	41 389	0	103 157
6208999000	Female wear of oth textl matr, oth thn wool/fine animal hair	0	3 135	0	32 403
6209202000	Babies' t-shirts, shirts, pyjamas, napkins (diapers), & similar articles of cotton	1 643	12 459	27 389	210 906
6209209010	Babies' garments & cloth accessories, of cotton, oth wear, suit, pant & similar articles	1 103	12 609	20 844	357 238
6209209090	Babies' garments & cloth accessories, of cotton, oth wear, oth thn suit, pant & similar articles	348	5 533	13 011	212 632
6209301000	Babies' suits, pants & similar articles of synthetic fibres	737	2 308	2 528	21 168
6209302000	Babies' t-shirts, shirts, pyjama, napkins & similar articles of synthetic fibres	57	1 400	3 213	29 731

I.3. IMPOR MENURUT KOMODITI / IMPORT BY HS COMMODITY
***** OKTOBER/OCTOBER 2011 *****

HS	Uraian Komoditi Commodity Description	Berat Bersih / Net Weight (Kg)		Nilai / Value C.I.F (US\$)	
		Bulan ini Current Month	Kumulatif Cum.Jan. to date	Bulan ini Current Month	Kumulatif Cum.Jan. to date
6209303000	Babies clothing access of syntheticfibers	73	3 043	1 274	52 961
6209900000	Babies garment&clothing accessories,of oth textiles materials	40	42 942	2 386	178 286
6210101000	Garmnt,made up of fabrc of head 5602or 5603,protective works g	400	2 625	12 676	52 198
6210109000	Garmnt,made up of fabrc of head 5602or 5603,oth thn protective	183	4 014	2 906	64 291
6210201000	Oth garmnt of subhead 620111-620119,protective works garment	6	13 417	23	103 761
6210209000	Oth garmnt of subhead 620111-620119,oth thn protective work g;	74	28 657	1 497	242 956
6210301000	Oth garmnt of subhead 620211-620219,protective works garment	32	40	1 410	1 901
6210309000	Oth garmnt of subhead 620211-620219,oth thn protective work g;	2 764	11 277	39 996	101 991
6210400000	Oth male garmnt,made up of fabrc ofhead 5602;5603;5903;5906;!	6 357	43 878	97 785	677 648
6210500000	Oth female garmnt,made up of fabrc ofhead 5602;5603;5903;590	1 257	36 860	35 160	598 420
6211110090	Men/boys' swimwear of oth than batik	2 036	12 196	73 544	356 644
6211120090	Women/girls' swimwear of oth than batik	892	4 030	41 828	124 817
6211320000	Men/boys' track suits of cotton	11 191	90 509	22 580	178 910
6211330000	Oth garments, mens/boys,of man-made fibres	99	879	3 441	38 259
6211390000	Oth garments, mens/boys,of oth textile materials	31	253	1 242	13 605
6211410000	Oth garments, women/girls'of woolor fine animal hair	0	24	0	2 405
6211420000	Oth garments, womens/girls,of cotton	108	20 486	3 435	244 688
6211431000	Women/girls' surgical gowns of man-made fibres	3	15	15	39
6211439000	Oth garmnt,males,of man-made fibres,oth than surgical gowns	370	73 752	14 318	603 995
6211490000	Oth garmnt,males,of oth textilesmaterials	119	2 534	8 547	126 056
6212101000	Brassieres of cotton	17 391	80 837	73 753	476 862
6212109000	Brassieres of oth textile materials	477 224	3 218 255	1 958 713	17 509 730
6212201000	Girdles & panty-girdles of cotton	1	28	6	730
6212209000	Girdles & panty-girdles of oth textilematerials	3 688	25 823	113 196	563 356
6212309000	Corselettes of oth textile materials	9 423	29 911	77 737	556 595
6212901000	Suspenders, garters of cotton	3	4 756	44	55 771
6212909000	Suspenders, garters of oth textilematerials	44 326	537 795	942 813	11 812 738
6213200090	Handkerchiefs, of cottonoth than batik	13 921	70 755	41 116	256 168
6213900099	Handkerchiefs of oth textile materials,oth thn of silk&batik	0	52	0	2 873
6214100010	Shawls, scarves, mufflers, mantillas,veils'batik of silk/silk waste	0	138	0	7 371
6214100090	Shawls, scarves, mufflers, mantillas,veils'not batik of silk/silk waste	63	2 172	27 805	321 980
6214200000	Shawl,scarve,muffler,mantilla,veils &the like, of wool/fine animals	131	18 657	10 314	128 660
6214300090	Shawls, scarves, mufflers, mantillas,veils' not batik of synthetic fibr	45 935	554 877	185 123	1 693 756
6214400090	Shawls, scarves, mufflers, mantillas,veils' not batik of artificial fibr	515	5 596	29 236	296 254
6214900010	Shawls, scarves, mufflers, mantillas,veils' batik of textile materials	1	38	34	210
6214900090	Shawls, scarves, mufflers, mantillas,veils'not batik of oth textile ma	5 194	62 087	41 017	504 334
6215100010	Ties, bow ties & cravats' batik of silkor silk waste	0	3	0	512
6215100090	Ties, bow ties & cravats' not batik of silk/silk waste	216	2 937	11 235	255 068
6215200010	Ties, bow ties & cravats' batik of man-made fibres	2	11	28	222
6215200090	Ties, bow ties & cravats' not batik ofman-made fibres	1 844	13 227	45 703	275 602
6215900090	Ties, bow ties & cravats of othtextiles materials, oth thn batik	45	139	1 666	8 263
6216001000	Protective work gloves, mittens & mitts	3 117	37 524	20 026	411 362
6216009100	Oth gloves, mittens of wool/fineanimal hair	244	1 134	847	4 716
6216009200	Oth gloves, mittens of cotton, oth than subheading 6216.00.10	73	4 915	1 995	32 585
6216009900	Oth gloves, mittens of oth textilematerials	9 452	126 063	41 267	851 557
6217100000	Accesories of clothing access oth than of heading 62.12	64 608	687 466	968 123	14 435 577
6217900000	Parts of clothing access oth than of heading 62.12	48 509	568 885	1 122 119	12 191 304
6301100000	Electric blankets	0	4 640	0	67 804
6301200000	Blankets not electric and travellingrugs, of wool/fine animal hair	1 432	30 407	19 124	361 493
6301300000	Blankets not electric and travellingrugs, of cotton	20 383	646 991	220 775	1 366 114
6301400010	Blankt(oth thn elctrc blankt)&travllngrug,of synthtc fibr,of nonwov	14	2 878	138	17 552
6301400090	Blankt(oth thn elctrc blankt)&travllngrug,of synthtc fibr,oth nonwv	168 233	1 503 202	492 920	3 323 497
6301900010	Oth blankets&travelling rugs,of nonwoven fabrics	0	17	0	69
6301900090	Oth blankets&travelling rugs,oth thn nonwoven fabrics	19 304	66 492	8 764	295 697
6302100000	Bed linen, knitted/crocheted	32	11 763	713	99 401
6302210000	Bed linen, printed of cotton	26 366	127 674	377 590	1 490 131
6302221000	Bed linen, printed of man-made fibresof nonwoven fabrics	12	24	52	102
6302229000	Bed linen, printed of man-made fibresof woven fabrics	31	45 909	634	378 611
6302290000	Bed linen, printed of oth textilematerials	0	20 506	0	75 199
6302310000	Oth bed linen of cotton	16 866	363 556	229 594	2 644 982
6302321000	Oth bed linen of man-made fabricsof nonwoven fabrics	22 675	96 357	59 124	248 548
6302329000	Oth bed linen of man-made fabricsof woven fabrics	0	38 749	0	293 356
6302390000	Oth bed linen of oth textile materials	0	14 808	0	7 257
6302400000	Table linen, knitted/crocheted	225	2 974	1 798	14 357
6302510010	Oth table linen's batik of cotton	29	31	660	665
6302510090	Oth table linen's not batik of cotton	0	3 788	0	68 303
6302530090	Oth table linen,of man-made fibresoth than batik	1 743	38 767	5 504	379 317
6302590090	Oth table linen not batik of oth txtlmaterials	0	315	0	7 564
6302600010	Toilet,kitchen linen,of terry towelling/similar terry fabrics batik, of	0	63	0	1 443
6302600090	Toilet,kitchen linen,of terry towelling/similar terry, not batik, of cc	247 846	2 609 891	518 127	5 107 014
6302910010	Oth bed linen batik of cotton	0	1	0	3

I.3. IMPOR MENURUT KOMODITI / IMPORT BY HS COMMODITY
***** OKTOBER/OCTOBER 2011 *****

HS	Uraian Komoditi Commodity Description	Berat Bersih / Net Weight (Kg)		Nilai / Value C.I.F (US\$)	
		Bulan ini Current Month	Kumulatif Cum.Jan. to date	Bulan ini Current Month	Kumulatif Cum.Jan. to date
6302910090	Oth bed linen not batik of cotton	28 094	557 830	186 788	2 121 156
6302930010	Oth linen, of man-made fibres,batik	0	2	0	5
6302930090	Oth linen, of man-made fibres,oth thn batik	113	23 669	10 040	154 587
6302990000	Oth linen, of oth textile materials	1 180	51 460	6 833	237 861
6303120000	Curtain, blinds, valances, knitted/crocheted of synthetic fibres	858	17 574	6 727	125 815
6303191000	Curtain, knitted/crocheted, of oth textiles materials, of cotton	0	19	0	1 906
6303199000	Curtain, knitted/crocheted, of oth textiles materials, oth thn cotton	756	120 182	10 405	706 623
6303910000	Curtain not knitted/crocheted of cotton	0	462	0	5 963
6303920000	Curtain not knitted/crocheted of synthetic fibres	0	50 727	0	444 198
6303990000	Curtain not knitted/crocheted of oth textile materials	727	7 708	4 734	47 861
6304110000	Bedsprads, knitted/crocheted	0	2	0	95
6304191090	Oth furnshng articl,bedsprd,of cotton,oth thn knitt/crochett,oth tl	11 956	107 639	72 189	796 500
6304192090	Oth furnshng articl,bedsprd,oth nonwvn,oth thn knitt/crochett,otr	0	4 727	0	45 521
6304199010	Oth furnshng artcl,bedsprd,oth thn cttnnonwvn knitt/crochett,bat	0	24	0	98
6304199090	Oth furnshng artcl,bedsprd,oth thn cttnnonwvn knitt/crochett,oth	177	2 634	218	34 705
6304911000	Oth furnshng artcl,oth thn bedsprd,kntt/crocheted, mosquito nets	28	423 217	297	2 426 525
6304919000	Oth furnshng artcl,oth thn bedsprd,kntt/crocheted, oth thn mosqu	49	1 592	1 082	5 632
6304920000	Oth furnshng artcl,oth thn bedsprd,notknitt/crochet,of cotton	339	7 575	5 488	76 049
6304930000	Oth furnshng artcl,oth thn bedsprd,notknitt/crochet,of synthc fibr	9	27 375	245	226 449
6304990000	Oth furnshng artcl,oth thn bedsprd,notknitt/crochet,of oth txtl mt	0	2 156	0	17 913
6305101100	Sack&bag,oth bast fibr head 5303,new,of jute	206 016	6 550 338	254 184	7 418 799
6305101900	Sack&bag,oth bast fibr head 5303,new,oth thn jute	15	35 805	341	118 966
6305102100	Sack&bag,oth bast fibr head 5303,used,of jute	90 000	1 067 200	11 340	134 469
6305102900	Sack&bag,oth bast fibr head 5303,used,oth thn jute	0	10 530	0	39 096
6305200000	Sacks and bags, of cotton	3 063	42 677	61 189	690 598
6305321000	Flexible intermediate bulk containersof nonwovens	112	1 804	758	20 801
6305322000	Flexible intermediate bulk containersknitted/crocheted	0	36	0	1 736
6305329000	Flexible intermediate bulk containersnot knitted/crocheted	5 410	56 038	24 604	255 258
6305331000	Sack,bag of polyethylene/polypropylenestrip knitted/crocheted	3	29 932	15	87 321
6305332000	Sacks, bags of woven fabrics of strip or the like	0	36 980	0	81 324
6305339000	Sack,bag of polyethylene/polypropylenestrip not knitted/crochete	39 003	139 991	108 016	324 896
6305391000	Oth sacks, bags of nonwovensof polyethylene/polypropilene	399	4 928	2 514	73 429
6305392000	Oth sacks, bags of knitted/crochetedof polyethylene/polypropilen	0	366	0	13 033
6305399000	Oth sacks,bags of not knitted/crochetedof polyethylene/polypropi	13	3 198	610	63 529
6305901000	Sacks and bags,of oth textl matrl,of hemp of heading 53.05	65	19 947	431	47 391
6305902000	Sacks and bags,of oth textl matrl,of coconut (coir) of heading 53.01	0	259	0	497
6305909000	Oth sacks, bags	0	18 112	0	46 875
6306120000	Tarpaulins, awnings & sunblindsOf synthetic fibres	562 839	7 680 973	637 209	7 373 415
6306199000	Tarpaulins, awnings & sunblinds of oth textile materials :	36	62 601	537	131 895
6306220000	Tents of synthetic fibres	26 762	217 922	154 654	920 541
6306299000	Tents of oth textiles materials oth than cotton	408	3 165	805	32 741
6306300000	Sails	0	3	0	371
6306409000	Pneumatic mattresses oth than cotton	0	43 644	0	112 969
6306910000	Oth camping goods of cotton	0	44	0	834
6306999000	Oth camping goods of oth textile materials, wovens	77	25 100	2 559	220 008
6307101000	Floor-cloths,dish-cloths,dusters, cleaning cloths of nonwovens	653	37 924	9 025	204 475
6307102000	Floor-cloths,dish-cloths,dusters, cleaning cloths of felts	675	1 060	7 295	11 530
6307109000	Floor-cloths,dish-cloths,dusters, cleaning cloths of not felts, wover	17 965	285 396	203 409	2 431 506
6307200000	Life-jackets and life-belts	6 986	53 134	17 488	539 871
6307903000	Umbrella covers in pre-cut triangular form	158	1 317	489	6 093
6307906000	Life harnesses	64	26 356	2 514	257 346
6307909000	Oth made up articles	45 316	669 171	598 020	10 424 526
6308000000	Sets consisting of woven fabric&yarn	6 764	57 834	28 325	297 707
6309000000	Worn clothing & oth worn articles.	6 591	290 265	166 693	1 530 077
6310101000	Used/new rags, sorted	0	54	0	127
6310109000	Scrap twine, cordage, rope and cables worn out articles of those, s	132 152	4 392 866	89 495	4 783 402
6310901000	Used/new rags, unsorted	17	56	107	993
6310909000	Scrap twine, cordage, rope and cables worn out articles of those, u	90	18 896	1 101	143 064
6401100000	Waterproof footwear incorp. protectivemetal toe-cap with outer s	17 056	322 167	28 497	578 016
6401920000	Waterproof footwear, covering the ankle but not cover the knee,w	14	36 479	411	74 409
6401990000	Oth waterproof footwear with outer sole plastic by stitching, rivetin	20 155	120 224	87 726	254 594
6402120000	Ski-boots, cross-country ski footwear & snowboard boot with oute	617	1 185	936	4 172
6402190000	Sports footwear with outer soles, rubber or plastics	65 854	1 262 960	1 046 040	15 868 081
6402200000	Footwear with upper straps/thongs assembled to the sole by meai	2	3 664	12	52 153
6402911000	Oth footwear covering the ankle, diving boots	455	3 390	7 486	98 906
6402919000	Oth footwear covering the ankle, oth than diving boots	1 279	52 814	52 347	844 762
6402990000	Footwear not covering the ankle without soles, rubbers, plastics	1 558 997	21 012 342	3 881 540	53 001 386
6403120000	Ski-boots, cross-country ski footwear & snowboard boot, outer sol	0	4	0	157
6403191000	Sports footwear fitted with studs, bar & the like, foot ball, running, g	0	3 946	0	147 606
6403199000	Sports footwear not fitted with studs, bar & the like	25 508	287 505	581 286	5 129 368
6403200000	Footwear, outer soles of leather, uppers of leather straps accros, ins	115	3 532	8 889	138 689

I.3. IMPOR MENURUT KOMODITI / IMPORT BY HS COMMODITY
***** OKTOBER/OCTOBER 2011 *****

HS	Uraian Komoditi Commodity Description	Berat Bersih / Net Weight (Kg)		Nilai / Value C.I.F (US\$)	
		Bulan ini Current Month	Kumulatif Cum.Jan. to date	Bulan ini Current Month	Kumulatif Cum.Jan. to date
6403400000	Footwear,incorp. a protective metal toecap base/platform of woo	123 845	1 408 445	1 298 952	14 484 526
6403510000	Oth footwear with outer sole of leathercovering the ankle	1 458	10 749	50 526	234 889
6403590000	Oth footwear with outer sole of leatheroth thn covering the ankle	23 633	206 681	109 241	1 045 812
6403910000	Oth footwear covering the ankle	7 754	51 467	181 985	1 005 979
6403990000	Oth footwear oth thn covering the ankle	60 431	716 594	1 044 900	14 886 437
6404111000	Footwear with outer sole f rubbr/plastcsprt footwr fitt w spik, clea	0	3 250	0	119 836
6404119000	Footwear with outer sole f rubbr/plastcsprt footwr fitt w/o spik, cl	63 693	506 554	798 048	5 913 452
6404190000	Sports footwear for oth purpossewith outer incl. textile materials	110 076	1 558 689	1 042 709	10 579 277
6404200000	Footwear with outer soles of leather/composition leather	0	71 933	0	533 127
6405100000	Oth footwear, with uppers of leather/composition leather	10 192	164 116	158 823	1 869 990
6405200000	Oth footwear,with uppers of oth textilematerials	699	22 050	28 356	397 836
6405900000	Oth footwear	76 063	914 440	310 253	3 109 729
6406101000	Uppers & parts thereof, oth than stiffeners of metal	21 927	632 958	86 440	2 270 372
6406109000	Uppers & parts thereof, oth than stiffeners of oth than metal	198 310	2 049 078	2 385 388	26 143 355
6406200000	Parts of footwear with outer soles &heels, of rubber/plastics	949 003	9 533 381	6 234 559	55 169 483
6406910000	Parts of footwear of wood	982	3 357	9 887	26 698
6406991100	Oth part of footwear of oth materialsof iron/steel	31 326	657 197	684 875	6 948 065
6406991200	Oth part of footwear of oth materialsof copper	37	1 051	191	5 384
6406991900	Oth part of footwear of oth materialsoth thn iron/steel, copper	30 257	598 353	218 467	3 949 147
6406992100	Oth part of footwear of oth materialsof rubber/plastic in-soles	65 260	607 242	630 695	4 125 545
6406992900	Oth part of footwear of oth materialsof rubber/plastic out-soles	218 951	1 809 178	3 128 068	28 993 739
6406999000	Oth parts of footwear	263 342	2 526 192	3 190 858	25 299 663
6501000000	Hat-forms,bodies,hood of felt,not blockshape, not brims, plateau	27	934	48	14 874
6502000000	Hat-shapes, plaited,by assembling stripof any material, no block sr	0	9 387	0	34 751
6504000000	Hats,oth headgear/plaited,by assemblingstrips of any material, tri	20 531	63 296	59 516	296 902
6505100000	Hat&oth headgear, knitt/crochet,hair-nets	9 284	68 318	196 056	1 045 851
6505900000	Hat&oth headgear, knitt/crochet,oth than hair-nets	16 640	192 385	321 907	2 896 157
6506101000	Protective helmets for motorcyclistswhether/not lined/trimmed	34 281	169 363	86 064	632 186
6506102000	Industrial safety helmets, oth thansteel helmets whether/not lined	30 097	240 789	232 665	1 872 192
6506103000	Steel helmets	1	6 615	79	13 379
6506109000	Oth safety headgear	23 323	434 334	256 634	2 407 036
6506910000	Oth headgear of rubber/of plastics	2 782	28 270	11 973	142 216
6506991000	Nonwoven disposable headgear of othmaterials	0	3	0	271
6506999000	Nonwoven oth than disposable headgearof oth materials	13 084	115 226	34 815	241 054
6507000000	Head-band,lining,cover,hat foundation,hat frame,peak&chinstrap,	27 867	246 756	319 506	2 446 306
6601100000	Garden/similar umbrellas	54 804	233 992	101 960	446 041
6601910000	Umbrellas having a telescopic shaft	74 405	602 340	142 590	1 143 747
6601990000	Umbrellas not having a telescopic shaft	1 247 830	7 544 910	1 741 652	11 868 850
6602000000	Walking-sticks, seat-sticks, whips,riding crops & the like.	11 577	60 815	44 628	213 716
6603200000	Umbrella frames, including framesmounted on shafts (sticks)	26 812	616 337	37 438	1 031 896
6603901000	Parts ror articles of heading 66.01	41 038	299 049	62 136	453 091
6603902000	Parts for articles of heading 66.02	0	1	0	377
6701000000	Skin&oth part f bird w their feathr/down, feathr/down,feathr,part	977	34 512	177 110	1 054 974
6702100000	Artificial flower, foliage,fruit, partsof plastics	133 643	1 373 602	326 525	3 845 159
6702900000	Artificial flower, foliage,fruit, partsof oth materials	23 644	471 708	171 976	1 644 148
6703000000	Human hair, dressed, thinned,bleached,othwise worked for wigs/t	3 006	54 643	565 026	5 102 749
6704110000	Complete wigs of synthetic materials	492	4 979	2 788	108 247
6704190000	False beards, eyebrows,eyelashes,switches of synthetic materials	1 295	31 263	33 007	500 751
6704200000	Wigs, false beards, eyebrows,eyelashes,of human hair	840	2 771	18 606	52 708
6704900000	Wigs, false beards, eyebrows,eyelashes,of oth materials	9 773	71 440	96 160	904 529
6801000000	Setts, curbstones & flagstones, ofnatural stone (except slate)	240 082	1 367 798	35 474	238 830
6802100000	Tiles, cubes,similar articles, square<7 cm, art. colored, chipping & j	281 020	488 844	114 913	271 588
6802210000	Marble, travertine & alabaster, simplycut/sawn a flat/even surface	1 738 772	13 194 810	554 817	4 091 516
6802230010	Oth monumntl/buildng ston&artcl thereof,granite polished slabs	990 723	10 983 269	359 857	3 959 309
6802230090	Oth monumntl/buildng ston&artcl thereof,granite oth thn polishe	67 374	1 441 891	27 171	822 108
6802290000	Monumental/building stone, simplycut/sawn a flat/even surface	67 928	419 939	14 217	138 996
6802910000	Marble, travertine & alabaster, futherworked	840 260	10 819 443	218 033	2 940 209
6802920000	Calcareous stone, further worked	0	24 581	0	13 215
6802930000	Granite further worked	1 566 333	11 391 941	492 911	3 795 363
6802990000	Monumental/building stone, furtherworked	21 085	2 334 918	30 135	610 710
6803000010	Slate(work&article/of agglomerat)slabs/roofing slates	0	90 631	0	54 961
6803000090	Slate(work&article/of agglomerat)oth thn slabs/roofing slates	6	344 569	92	149 745
6804100000	Millstones & grindstones for milling,grinding/pulping	461 993	6 177 626	1 347 258	13 932 676
6804210000	Millstones, grindstones, grinding ofagglomerated synthetic/natura	152 417	1 360 575	426 843	6 198 982
6804220000	Oth millstone,grindstone,grinding wheel&the like of oth agglomer	633 778	5 535 455	2 200 418	20 487 459
6804230000	Oth millstone,grindstone,grinding wheel&the like of natural stone	250 768	2 299 658	267 930	2 871 986
6804300000	Hand sharpening/polishing stones	189 235	3 317 729	139 847	2 526 055
6805100000	Natural, art. abrasive powder,grainon a base of woven textile fabri	410 750	3 147 504	1 723 119	12 317 404
6805201000	Polishing discs on base of paper/paperboard only	19 753	307 964	127 885	1 166 328
6805209000	Oth natural abrasive on base of paperor paperboard only	325 837	2 471 248	819 062	5 816 852
6805300010	Abrasiv powder/grain,natural/artificial,base of oth materl,polishin	30 310	482 586	99 903	1 739 411

I.3. IMPOR MENURUT KOMODITI / IMPORT BY HS COMMODITY
***** OKTOBER/OCTOBER 2011 *****

HS	Uraian Komoditi Commodity Description	Berat Bersih / Net Weight (Kg)		Nilai / Value C.I.F (US\$)	
		Bulan ini Current Month	Kumulatif Cum.Jan. to date	Bulan ini Current Month	Kumulatif Cum.Jan. to date
6805300090	Abrasiv powder/grain,natural/artificial,base of oth materl,oth thn	94 150	797 540	276 708	2 584 209
6806100000	Slag wool, rock wool & similar mineralwools, in bulk, sheets/rolls	757 085	9 684 934	1 070 091	12 438 206
6806200000	Exfoliated vermiculite, expanded clays,foamed slag,similar exp.mir	85 073	310 835	111 430	450 358
6806900000	Insulating, sound-insulating/sound-absorbing mineral materials	566 657	3 659 659	1 093 201	8 272 177
6807100000	Articles of asphalt/of similarmaterial in rolls	672 276	6 159 241	675 352	4 584 237
6807900000	Oth articles asphalt/similar material	656 476	7 621 509	488 723	6 161 126
6808000000	Panels, boards, tiles, & similar art.of vegetable fibre, agg with cem	197 038	2 014 695	137 157	1 270 972
6809110000	Boards, sheets faced, reinforced withpaper/board only	4 661 592	33 153 423	793 644	5 791 871
6809190000	Board, sheet not faced, reinforced withpaper/board only	1 498 665	21 038 065	495 261	4 855 569
6809909000	Articles of plaster/of compositionsbased on plaster oth than denta	0	45 203	0	167 700
6810110000	Tile,flagstone,brickssimilar articlebuilding blocks & bricks	58 809	1 041 683	28 716	631 732
6810190000	Tile,flagstone,brickssimilar articleoth thn building block&brick	317 374	1 550 056	330 899	1 981 752
6810910010	Prefabrctat structrl componnt for build/civil engineering concrete t	140 600	3 375 341	6 230	515 616
6810910090	Prefabrctat structrl componnt for build/civil engineer oth thn concr	400 000	3 895 251	89 247	820 026
6810990010	Cassions	0	38 113	0	57 071
6810990090	Oth prefabricated structural component	3 177	1 037 022	6 258	193 310
6811400000	Article of cemnt,cellulosefibr/the likecontaining asbestos	98 716	484 310	51 535	241 414
6811810000	Article of cemnt,cellulosefibr/the likenot containing asbestos corr	0	21 128	0	22 440
6811820000	Article of cemnt,cellulosefibr/the likeoth sheet,panel,tile&similar z	1 009 752	8 468 438	343 957	2 605 250
6811830000	Article of cemnt,cellulosefibr/the liketubes, pipes and tubes/pipe f	1 887	59 624	8 872	1 157 338
6811890000	Oth article of cement,cellulosefiber/the like	26 445	242 272	248 578	1 317 403
6812801000	Cloth&accessori,paper,millboard&felt,fabricated crocidolite fibres	208	13 770	4 923	117 008
6812809000	Oth thn cloth&accessori,millboard&felt,paper,fabricated crocidoli	143 223	874 849	1 416 900	9 387 692
6812910000	Oth fabricat asbestos fibres:mix with aasbestos,cloth&accessr,fool	0	17 537	0	78 299
6812920000	Oth fabricat asbestos fibres:mix with aasbestos,paper,millboard&f	0	24 995	0	135 691
6812930000	Oth fabricat asbestos fibres:mix with aasbstos,compres fbrs joint,i	110 596	993 083	161 171	1 113 108
6812991000	Oth fabricat asbestos fibres:mix with aasbestos,cloth&accessori,pa	611	22 964	5 505	116 858
6812999000	Oth fabricat asbestos fibres:mix with aasbestos,oth woven/knittec	150 881	1 187 981	334 920	2 192 281
6813200000	Friction material and articles thereofcontaining asbestos	84 890	438 985	102 627	1 477 309
6813810000	Friction material&article thereof notcontaining asbestos brake lini	146 412	1 310 395	1 386 100	14 865 955
6813890000	Friction material&article thereof notcontainng asbests oth brake li	129 607	1 124 225	2 472 443	19 225 743
6814100010	Worked mica & articles of mica, agglomerated,sheets,strips, simply	9 934	211 662	78 119	687 149
6814100090	Oth worked mica & articles of mica,agglomerated, reconstituted	9 255	122 006	5 621	158 014
6814900010	Worked mica & articles of mica, in rolls& pieces, simply cut to shaj	193	18 089	1 269	105 083
6814900090	Oths worked mica & articles of mica	1 051	6 664	111 304	462 687
6815101000	Yarn/thread non-electrical articlesgraphite/carbon	6 125	66 346	435 685	2 859 322
6815102000	Bricks, paving slabs, floor tiles, etcnon electrical articles graphite/c	33 922	882 815	44 473	341 385
6815109000	Oth non electrical articles graphiteor carbon	8 773	144 627	92 030	1 453 744
6815200000	Articles of peat	28	4 411	43	15 228
6815910000	Articles of stone, contents magnesite,dolomite/chromite	685	842 412	1 322	717 354
6815990000	Oth articles of stone,oth thn contentmagnesite,dolomite/chromite	26 064	260 667	163 058	1 123 898
6901000000	Bricks,blocks,tiles & oth ceramic goodsof siliceous fossil meals/of s	14	2 152	496	37 970
6902100000	Goods of siliceous cont by weight,singly/together mg,ca,cr > 50%	2 348 133	21 145 655	2 331 485	17 236 607
6902200000	Goods of siliceous cont by weight,singly/together alumina,silica > 1	1 626 727	18 043 225	2 129 405	21 224 721
6902900000	Goods of siliceous cont by weight, ofoth metals compound	2 590 430	31 307 633	2 226 526	25 681 028
6903100000	Oth refractory ceramic goods cont byweight, graphite/carbon > 50	26 604	126 310	142 505	853 988
6903200000	Oth refractory ceramic goods cont byweight, alumina/silica > 50%	154 522	1 281 598	412 603	3 351 408
6903900000	Oth refractory ceramic goods cont byweight, oth metal compound	572 528	4 835 206	2 356 322	14 065 311
6904100000	Ceramics building bricks	0	523	0	2 782
6904900000	Flooring blocks, support/filler tiles& the like	0	51 254	0	118 877
6905100000	Roofing tiles of ceramic	241 614	778 474	720 376	1 175 983
6905901000	Lining bricks for ball millslining bricks for ball mills	3	5 701	34	26 389
6905909000	Chimney-pots,cowls,chimney liners, architectural ornaments & oth	0	77 619	0	385 980
6906000000	Ceramic pipes, conduits, guttering,pipefittings.	5	3 011	1 667	44 313
6907100000	Tile,cube&similar article,whether/notrectangular,circle <7cm	0	702	0	3 528
6907900000	Oth thn tile,cube&similar article,whether/not rectangular,circle<7	32 517 822	227 387 923	9 154 579	67 093 181
6908100000	Oth thn tile,cube&similar article,whether/not rectangular,circle>=	0	5 523 720	0	1 505 787
6908901000	Oth thn tile,cube&similar articl,whethr/not rectangular,circle>=7c	0	2 478 839	0	688 659
6908909000	Oth tiles	7 881 525	53 335 925	2 499 053	16 631 168
6909110000	Ceramic wares for laboratory, chemicalor oth technical of porcelai	292 414	2 177 354	586 537	3 883 174
6909120000	Cermaic wares having a hardness >= 9the mohs scale	511 714	5 665 821	657 699	5 765 310
6909190000	Oth ceramic wares for laboratory,chemical/oth technical uses	60 901	1 123 089	461 634	4 403 300
6909900000	Ceramic trough,tub,used in agricultureceramic pots, jars for packir	5 444	85 090	5 778	328 101
6910100000	Ceramic sinks, wash basins, wash basinof porcelain/china	1 127 799	8 136 755	1 143 795	7 124 071
6910900000	Ceramic sinks, wash basins, wash basinof oth than porcelain/china	176 497	1 720 953	179 310	2 220 682
6911100000	Tableware & kitchenware of porcelain/china	1 274 781	18 445 055	771 459	9 580 985
6911900000	Oth household, toilet articles ofporcelain/china	1 840	126 022	14 279	136 337
6912000000	Tableware & kitchenware, oth householdtoilet art, oth than porce	142 654	704 452	250 175	1 099 931
6913100000	Statuettes & oth ornamental ceramic art.of porcelain/china	81 129	900 560	69 984	807 695
6913900000	Statuettes & oth ornamental ceramic art.of oth than porcelain/chi	54 522	249 915	94 448	329 641
6914100000	Oth ceramic articles of porcelain/china	37 507	304 505	52 145	531 137

I.3. IMPOR MENURUT KOMODITI / IMPORT BY HS COMMODITY
***** OKTOBER/OCTOBER 2011 *****

HS	Uraian Komoditi Commodity Description	Berat Bersih / Net Weight (Kg)		Nilai / Value C.I.F (US\$)	
		Bulan ini Current Month	Kumulatif Cum.Jan. to date	Bulan ini Current Month	Kumulatif Cum.Jan. to date
6914900000	Oth ceramic articles of oth thanporcelain/china	1 774 125	3 935 106	2 473 406	6 198 425
7001000000	Cullet & oth waste & scrap of glass;glass in the mass.	6 158 910	46 785 822	528 031	3 484 989
7002100000	Glass in balls	4	32 740	278	122 332
7002200000	Glass in rods	290	199 200	549	315 963
7002311000	Fused quartz/oth fused silica forvacuum tubes	83	2 575	2 810	57 850
7002319010	Fused quartz/oth fused silica forenamel glass	0	101 980	0	70 850
7002319090	Glass in ball,tube of fused quartz/othfuse silca,oth thn boro silict g	104 695	794 716	169 311	1 790 627
7002329010	Glass having a linear coefficient 0-300celcius for venamel glass	402 064	4 582 316	779 348	8 858 673
7002329090	Glass having a linear coefficient 0-300celc oth thn vacum/boro silic	26 621	224 853	23 812	304 246
7002391000	Oth transparent neutral glass forvacuum tubes	1	2 910	51	18 818
7002399010	Oth transparent neutral glass for enamelglass	0	4 811	0	19 710
7002399090	Oth glass having linear coeff. 0-300coth thn vacum&boro silict gla	720	124 494	4 632	378 935
7003121000	Optical colored glass, not opticallyworked	0	16 472	0	176 873
7003122000	Non wired sheets, in squares/rectangularshape incl.1,2,3,4 corners	249	325 504	177 370	2 800 479
7003129000	Oth non-wired sheets colored glass	0	135 454	0	57 993
7003191000	Optical glass, not optically workedoth colored	0	3	0	14
7003199000	Oth non-wired sheets not colored glassor profiles	472 148	3 475 674	885 411	5 561 580
7003200000	Cast glass and rolled glass,wired sheets	1	121	256	1 368
7003300000	Cast glass and rolled glass,profiles	0	2 228	0	10 834
7004201000	Optical drawn,blown glass,not opticallyworked opacified, flashed,	0	14	0	430
7004209000	Optical drawn, blown glass, opticallyworked,flashed,opacified, abs	902	13 362	71 300	492 664
7004909000	Oth optical drawn,blown glass,opticallyworked,flashed,opacified, a	208 222	3 060 309	71 826	1 161 167
7005101000	Optical float glass,not optically worked,flashed,opacified, absorber	101 160	101 160	37 049	37 049
7005109000	Float glass in sheet, optically workedflashed, opacified, absorbent	41 053	385 353	57 726	384 248
7005211000	Oth non-wired glass, colored, opacifiedoptical glass, not optically v	0	263 707	0	284 124
7005219000	Oth non-wired glass, colored, opticallyworked, flashed, opacified	1 002 515	5 844 239	375 134	2 644 520
7005291000	Oth non-wired glass, not colored, notoptically worked	69 021	1 329 570	27 722	496 112
7005299000	Oth non-wired glass, not colored,optically worked	885 181	1 844 862	481 356	1 132 465
7005300000	Float glas&surface ground/polish glas,wired glass	0	18 090	0	27 527
7006001000	Optical glass, not optically workedfor glass of heading 70,03,70.04	0	32 753	0	72 699
7006009000	Optical glass, optically worked forglass of heading 70,03,70.04,70.0	180 597	1 989 980	216 027	2 546 571
7007111000	Toughened (tempered) safety glasssuitable for vehicles of chapter	189 897	1 036 576	1 121 417	5 603 024
7007112000	Toughened (tempered) safety glass suitable for aircraft,spacecraft	11	11	2 501	2 501
7007113000	Toughened (tempered) safety glass suitable for railway/tramway, r	71	283	1 524	4 707
7007114000	Toughened (tempered) safety glass suitable for ships,boats,floatin	501	5 991	2 991	20 605
7007191000	Toughened (tempered) safety glass suitable for earth moving mach	82	1 084	1 843	35 241
7007199000	Toughened (tempered) safety glass suitable for oth machinery	202 864	1 289 714	194 833	1 303 943
7007211000	Laminated safety glass suitable forvehicles of chapter 87	42 863	340 117	172 909	1 469 934
7007212000	Laminated safety glass suitable foraircraft/spacecraft of chapter 8	170	426	36 877	42 457
7007213000	Laminated safety glass suitable for railway/tramway locomotives,	0	5	0	459
7007214000	Laminated safety glass suitable forships,boats,floatinstruct, chap	0	1 133	0	4 209
7007291000	Laminated safety glass suitable forearth moving machinery	0	226	0	6 788
7007299000	Laminated safety glass suitable foroth machinery	4 749	293 563	19 244	720 108
7008000000	Multiple-walled insulating units ofglass.	204 209	2 234 515	248 290	3 563 605
7009100000	Rear-view mirrors for vehicles	262 004	1 944 660	1 665 021	14 370 031
7009910000	Glass mirros, unframed	618 612	7 184 997	676 979	8 058 538
7009920000	Glass mirros, framed	144 386	866 552	318 844	2 375 022
7010100000	Ampoules of glass	79	277 454	32	1 832 340
7010200000	Stoppers, lids & oth closures of glass	32 081	124 313	128 672	800 058
7010901000	Carboys, demijohns & bottles for injectables of a capacity > 1 ltr, o	2	11 002	47	19 391
7010902000	Bottles & vials for antibiotics, serums& oth injectables of capacity	234 453	2 072 619	357 917	2 976 172
7010903000	Oth bottles for intravenous fluids ofglass	81 799	698 793	124 987	1 157 007
7010909000	Flask, jars, pots, phials, oth containerof glass	3 831 405	67 307 544	2 921 461	40 372 893
7011101000	Stem for electric lighting	2 255	52 348	4 146	261 842
7011109000	Glass envelops for electric lightingoth than stem	583 607	4 856 923	852 697	6 106 505
7011201000	Television tubes, cathode-ray tubes	7 816 754	63 751 454	6 139 754	49 651 640
7011209000	Cathode-ray tubes, oth than television	1	88 389	82	240 007
7011900000	Oth glass envelopes, bulbs,tubes,open& glass parts thrf, without fi	482	24 265	26 999	177 296
7013100000	Glassware of a kind used for table,kitchen, toilet, office of glass-ce	58 999	1 215 668	162 825	2 156 045
7013220000	Stemware drinking glasses, of leadcrystal	0	413	0	6 999
7013280000	Stemware drinking glasses, neitherglass-ceramics nor lead crystal	94 904	1 128 356	185 054	1 869 918
7013370000	Other drinking glasses, neitherglass-ceramics nor lead crystal	216 553	2 098 778	392 080	3 662 918
7013410000	Glassware for table (not drinking glass)kitchen purposes, of lead cr	0	2 435	0	7 306
7013420000	Glassware for table (not drinking glass)ktchn,linear coef<5x10-6/K	0	212 137	0	202 982
7013490000	Oth glassware for table(not drink glass)kitchen purposes, not cera	155 408	2 513 326	149 053	4 102 022
7013910000	Other glassware of lead crystal	96	3 032	1 334	19 088
7013990000	Other glassware	831 236	8 539 860	1 100 758	11 863 101
7014001000	Signalling glassware & optical elementfor motor vehicles	341	24 063	7 105	90 209
7014009010	Lighthouse lamp,ship/locomotive/railwaylntern, aircraft, beacon:	3 224	45 187	9 378	283 245
7014009090	Other signalling glassware & opticalelements of glass, not optically	2 455	44 712	15 884	246 322
7015100000	Glasses for corrective spectacles	9 325	112 191	256 190	2 175 827

I.3. IMPOR MENURUT KOMODITI / IMPORT BY HS COMMODITY
***** OKTOBER/OCTOBER 2011 *****

HS	Uraian Komoditi Commodity Description	Berat Bersih / Net Weight (Kg)		Nilai / Value C.I.F (US\$)	
		Bulan ini Current Month	Kumulatif Cum.Jan. to date	Bulan ini Current Month	Kumulatif Cum.Jan. to date
7015901000	Clock or watch glasses	404	1 475 263	5 434	370 550
7015909000	Glasses for non-corrective spectacles;hollow glass spheres & their	0	16 123	0	171 426
7016100000	Glass cubes & oth glass smallwares,for mosaics or decorative purp	90 444	918 301	147 339	1 028 993
7016900000	Oth articles of moulded glass; leadedlights; multicellular & smlr fo	819 216	16 584 657	520 341	8 363 678
7017101000	Quartz reactor tubes and holders,for production of semiconductor	1 167	49 391	5 839	169 681
7017109000	Other laboratory or pharmaceuticalof fused quartz or oth fused sil	22 275	132 964	311 561	2 055 769
7017200000	Laboratry, hygienic/pharmaceutical withcoef< 5x10-6/kelvin, 0 - 3l	6 662	59 905	93 881	701 975
7017900000	Laboratory, hygienic/pharmaceuticalglassware, fused quartz/oth f	20 628	78 289	127 119	898 613
7018100000	Glass beads, imitation pearls,imitation precious & glass smallware:	375 766	3 189 180	666 494	6 056 226
7018200000	Glass microspheres <=1mm in diameter	52 251	393 209	120 353	381 645
7018900000	Glass eyes, not prsthtc artcls, ornamntof lamp-worked glass,not in	49 682	507 168	169 874	1 454 991
7019110000	Chopped strands,of a length <= 50 mm	136 846	1 397 366	342 835	3 004 775
7019120000	Rovings of glass fibres	316 791	4 299 130	311 388	3 912 815
7019191000	Yarn of glass fibres	27 801	258 319	54 230	557 243
7019199000	Sliver & chopped strand of glass fibers	103 786	1 133 756	250 485	3 725 726
7019310000	Mats of glass fibres	381 147	6 619 752	544 506	9 317 435
7019320000	Thin sheets (voiles) of glass fibres	18 866	262 431	107 131	767 688
7019391000	Asphalt/coal-tar impregnatd glass-fibreouterwrap for pipelines	47 507	607 187	56 925	1 175 899
7019399000	Mattresses,boards and similarnonwoven products of glass fibres	414 172	3 653 419	513 516	5 562 094
7019400000	Woven fabrics of glass fibres rovings	340 451	1 746 512	464 932	2 470 013
7019510000	Oth woven fabric,of a width <= 30 cm	22	25 490	3 668	173 643
7019520000	Oth woven fabric,of a width > 30 cmlain weave, of single yarn	0	31 504	0	98 747
7019590000	Oth woven fabric,of a width > 30 cm	42 998	250 794	72 115	788 115
7019903000	Escape chutes of glass fibres	39	107	2 191	4 477
7019909000	Other articles of glass fibres	183 193	3 390 633	442 912	5 448 765
7020001100	Glass moulds for the manufacture ofacrylic goods	15 128	406 684	22 994	648 461
7020001900	Glass moulds for other purposes	7 639	69 371	40 619	683 909
7020002000	Quartz reactor tubes & holders designedfor production of semicor	18	33 152	681	112 792
7020009000	Other articles of glass.	317 122	3 918 697	653 510	7 442 404
7101100000	Natural pearls	0	596	0	14 336
7101220000	Cultured pearls, worked	0	20	0	1 287
7103910000	Rubies, sapphires & emeralds, worked	0	200	0	175 836
7103990000	Other precious stones, worked	0	36	0	1 108
7104101000	Piezo-electric quartz, unworked	0	2	0	577
7104102000	Piezo-electric quartz, worked	1 163	11 978	28 674	274 479
7104900000	Other synthetic precious stones,worked	733	18 716	28 017	197 736
7105100000	Dust and powder of diamonds	34	958	31 561	337 836
7105900000	Dust & powder of other natural orsynthetic precious/semi preciou	41	266	685	7 314
7106100000	Silver powder	8 696	32 180	90 745	252 761
7106910000	Silver, unwrought	1 021	32 778	964 521	14 853 174
7106920000	Silver, semi-manufactured	2 630	21 486	1 072 423	7 865 864
7107000000	Base metals clad with silver,notfurther worked than semi-manuf	212	25 360	236 692	1 466 501
7108110000	Gold powder	2	2	331	331
7108121000	Gold in lumps, ingots or cast bars	34	666	948 887	20 591 075
7108129000	Gold in other unwrought forms :	1 090	7 291	1 807 783	16 796 871
7108130000	Gold,non monetary,oth semi-manufacturedform	31	1 202	244 084	4 377 752
7109000000	Base metals/silver,clad with gold notfurther worked than semi-ma	0	47	0	575 975
7110111000	Platinum, in lumps, ingots, cast bars,powder or sponge	38	217	48	1 002
7110119000	Platinum in oth form, unwrought	432	796	901	1 935
7110190000	Platinum, wrought	38	203	11 208	43 659
7110212000	Palladium in lumps, ingots, cast bars,powder or sponge	19	226	1 222	118 824
7110219000	Palladium, unwrouht, in other form	0	1 216	0	8 467
7110319000	Rhodium, unwrouht, in other form	0	5	0	234
7110411000	Iridium, osmium & ruthenium in lumpingots,cast bars,powder or	105	1 009	10 480	34 413
7110419000	Iridium, osmium and ruthenium, inother forms, unwrought	325	15 338	7 900	106 596
7110490000	Iridium, osmium & ruthenium, wrought	5	1 904	642	36 225
7111009000	Base metals, clad with platinumsemi-manufactured	0	307	0	56 410
7112999000	Waste & scrap of oth precious metal	52	679	2 041	17 289
7113111000	Parts of jewellery of silver	16	2 805	35 206	8 253 213
7113119000	Jewellery of silver	888	2 151	10 371	613 712
7113191000	Parts of jewellery of other preciousmetal	0	1 233	0	19 686
7113199000	Jewellery of other precious metal	1 432	26 118	33 865	183 995
7113201000	Parts of jewellery of base metal,clad with precious metal	0	2	0	3 164
7113209000	Jewellery of base metal, clad withprecious metal	695	85 433	1 640	100 657
7114110000	Articles of silversmiths wares ofsilver, whether or not plated or cla	0	186	0	55 814
7114190000	Articles of goldsmiths wares ofoth precious metal,	0	27	0	3 555
7114200000	Articles of goldsmiths wares ofbase metals, clad with precious mei	0	1 744	0	1 939
7115100000	Catalysts of platinum, in the formof wire cloth or grill	0	551	0	30 417
7115901000	Other articles of golds or silver	24 871	303 391	1 222 994	17 950 162
7115902000	Other articles of metal clad with goldor silver	0	28	0	55 381
7115909000	Oth articles of precious metal/of metalclad with precious metal	211	1 216	117 777	168 204

I.3. IMPOR MENURUT KOMODITI / IMPORT BY HS COMMODITY
***** OKTOBER/OCTOBER 2011 *****

HS	Uraian Komoditi Commodity Description	Berat Bersih / Net Weight (Kg)		Nilai / Value C.I.F (US\$)	
		Bulan ini Current Month	Kumulatif Cum.Jan. to date	Bulan ini Current Month	Kumulatif Cum.Jan. to date
7116200000	Articles of precious/semi-preciousstones(natural/synthetic/recons	1	27	49	33 810
7117111000	Parts cuff-links and studs, of basemetal, whether or not plated	734	2 281	9 597	77 636
7117119000	Cuff-links and studs of base metalwhether/not plated with preciou	3 988	69 691	27 170	356 006
7117191000	Bangles of base metal, whether or notplated with precious metal	283	50 503	7 509	189 588
7117192000	Parts of oth imitation jewelleryof base metal, whether or not plate	4 184	36 963	10 945	162 161
7117199000	Other imitation jewellery of base metalwhether or not plated	393 861	3 981 532	1 102 844	11 001 701
7117901000	Bangles	6 444	54 782	21 570	258 998
7117902000	Other imitation jewellery	130 751	1 651 407	492 901	6 890 049
7117909000	Parts of imitation jewellery	23 479	156 104	47 921	486 468
7118101000	Silver coin, not being legal tender	0	994	0	5 769
7118109000	Oth coin (not gold coin), not beinglegal tender	0	150 479	0	613 589
7118909000	Oth coin (oth than gold/silver coin)	0	1 742	0	5 429
7201100000	Non-alloy pig iron cont. by weight0.5% or less of phosphorus	656 802	25 990 874	580 057	11 642 287
7201200000	Non-alloy pig iron cont. by weightmore than 0.5% of phosphorus	0	78 822	0	341 503
7201500000	Alloy pig iron; spiegeleisen	4	17 050 617	61	9 255 074
7202110000	Ferro-manganese, cont. by weight morethan 2% of carbon	568 572	6 160 470	742 947	8 426 806
7202190000	Ferro-manganese, cont. by weight <=than 2% of carbon	1 809 498	5 146 390	1 734 526	6 909 597
7202210000	Ferro-silicon, cont. by weight morethan 55% of silicon	641 843	13 211 587	1 285 936	20 759 319
7202290000	Ferro-silicon, cont. by weight <=than 55% of silicon	365 176	2 336 871	1 036 450	6 066 953
7202300000	Ferro-silico-manganese	1 840 856	15 758 060	1 983 478	18 667 737
7202410000	Ferro-chromium, cont. by weight morethan 4% of carbon	141 916	1 005 701	305 482	2 138 169
7202490000	Ferro-chromium, cont. by weight <=than 4% of carbon	20 178	150 391	59 209	483 793
7202600000	Ferro-nickel	10 709	38 549	243 312	946 684
7202700000	Ferro-molybdenum	39 832	231 334	655 784	4 484 871
7202800000	Ferro-tungsten & ferro-silico-tungsten	0	871	0	11 614
7202910000	Ferro-titanium and ferro-silico-titanium	75	78 992	843	558 657
7202920000	Ferro-vanadium	26 000	93 587	588 722	2 164 400
7202930000	Ferro-niobium	40 000	124 202	1 210 301	3 599 515
7202990000	Other ferro-alloys	197 563	2 279 699	659 393	6 201 029
7203100000	Ferrous products obtained by directreduction of iron ore	27 549 390	177 930 434	13 483 737	83 471 940
7203900000	Other ferrous products	483	22 515	2 012	135 290
7204100000	Waste and scrap of cast iron	669 318	9 844 659	246 663	4 556 559
7204210000	Waste and scrap of stainless steel	210	200 103	704	185 322
7204290000	Waste and scrap of oth alloy steel	36 130 263	372 523 539	17 797 082	181 207 449
7204300000	Waste & scrap of tinned iron or steel	1 568 670	17 275 618	982 928	9 648 512
7204410000	Turnings,shavings,chips,milling waste,sawdust,filings,trimmings &	1 001 150	10 680 506	399 073	4 395 690
7204490000	Other ferrous waste and scrap :	144 525 703	1 346 252 996	63 495 234	585 495 042
7204500000	Remelting scrap ingots	0	15 554	0	119 412
7205100000	Granules of pig iron, spiegeleison,iron or steel	677 409	6 485 877	750 045	7 114 261
7205210000	Powder of alloy steel	53 411	1 352 666	157 289	2 734 537
7205290000	Powder of pig iron, spiegeleison,iron or steel (oth than alloy steel)	372 135	2 230 413	1 026 269	4 574 441
7206101000	Iron and non-alloy in ingotscontaining by weight > 0.6% of carbon	0	13 395 151	0	11 117 585
7206109000	Iron and non-alloy in ingotscontaining by weight <= 0.6% of carbor	325 717	9 693 442	500 777	7 654 079
7206900000	Iron and non-alloy in primaryform other than ingots	46 772	1 018 992	126 305	1 703 885
7207110000	Semi-finished iron/non-alloycont. < 0,25% carbon ,rectnglr,square	5 044 443	226 425 647	3 576 425	149 939 115
7207121000	Slabs of iron/non alloy, cont.< 0,25%of carbon, other than square	72 485 611	1 310 393 304	48 351 554	888 647 058
7207129000	Oth semi-finished iron/non-alloycont.< 0,25% carbon ,rectnglr,not	432 586	11 772 770	624 349	10 566 030
7207190000	Oth semi-finished iron/non-alloycont.< 0,25% of carbon	1 559 876	46 123 163	3 664 940	62 024 562
7207201100	Slabs of iron/non alloy,cont.by weight> 0.6% of carbon	103 202	1 916 871	118 464	1 938 934
7207201900	Oth semi-finished iron/non-alloycont. by weight > 0,6% of carbon	9 069 537	18 899 301	6 330 381	13 624 944
7207209100	Slabs of iron/non alloy,cont.by weight0,25% <= carbon <= 0.6%	211 171	1 225 450	244 332	1 485 778
7207209900	Oth semi-finished iron/non-alloycont.by weight 0,25% <= carbon <	387 276	2 251 695	472 002	5 504 783
7208100000	Flat-rolled iron/nas,HRC,reliefwidth > 600 mm	32 571	10 324 115	162 629	8 946 156
7208251000	Flat-rolled iron/nas,HRC,pickled,width>600 mm, thick >= 4.75 mm	586 679	745 360	504 013	715 044
7208259000	Flat-rolled iron/nas,HRC,pickled,width>600 mm.thick>= 4.75 mm,r	4 432 584	33 297 343	4 180 046	30 410 156
7208260000	Flat-rolled iron/nas,HRC,pickled,width>600,thick > 3 mm or but th	12 976 386	111 852 554	12 336 939	101 678 075
7208270000	Flat-rolled iron/nas,HRC,pickled,width>600mm, of a thickness of lk	17 929 472	174 776 078	17 238 827	161 904 744
7208360000	Flat-rolled iron/nas, HRC,width >600 mm, thick >10 mm	4 036 168	45 899 708	2 840 342	38 318 857
7208370000	flat-rolled iron/nas, HRC,width >600 mm, of a 4,75< thick< 10mm	10 490 200	84 959 124	8 445 004	69 913 357
7208380000	flat-rolled iron/nas, HRC,width >600 mm, of a 3< thick< 4,75 mm	17 083 865	123 764 595	12 038 005	89 616 147
7208390000	Flat-rolled iron/nas, HRC,width >600 mm, thick< 3 mm	37 565 975	424 397 434	25 428 400	296 207 446
7208400000	Flat-rolled iron/nas, HRnCreief	683 317	22 235 288	629 218	16 947 114
7208510000	Flat-rolled iron/nas, HRnC,width>600 mm, of a thickness > 10 mm	42 399 829	247 222 906	41 137 370	245 605 295
7208520000	Flat-rolled iron/nas, HRnC,width>600 mm, 4,75 < thickness < 10 m	20 401 051	138 303 741	18 835 017	134 972 136
7208530000	Flat-rolled iron/nas, HRnC,width>600 mm, 3 < thickness < 4,75 mm	600 810	2 041 380	606 761	2 015 603
7208540000	Flat-rolled iron/nas, HRnC,width>600 mm, thickness < 3 mm	154 328	6 570 687	126 633	5 761 655
7208900000	Other Flat-rolled iron/nas	583 013	21 451 883	1 267 478	20 009 692
7209150000	Flat-rol in coils, cold-rolledwidth > 600 mm, thickness >3 mm	205 895	6 052 705	224 342	6 084 502
7209160010	Flat-crc, pickled or not, 1<thick<3mm,600 < width < 1250 mm	14 725 924	130 300 761	14 255 024	117 608 808
7209160090	Flat-crc, pickled or not, 1<thick<3mm,width > 1250 mm	2 945 406	26 595 144	3 105 799	27 244 808
7209170010	Flat-crc, pickled or not, 0.5<thick<1mm,600 < width < 1250 mm	25 565 305	242 999 120	23 634 081	214 314 319

I.3. IMPOR MENURUT KOMODITI / IMPORT BY HS COMMODITY
***** OKTOBER/OCTOBER 2011 *****

HS	Uraian Komoditi Commodity Description	Berat Bersih / Net Weight (Kg)		Nilai / Value C.I.F (US\$)	
		Bulan ini Current Month	Kumulatif Cum.Jan. to date	Bulan ini Current Month	Kumulatif Cum.Jan. to date
7209170090	Flat-crc, 0.5<thickness<1mmwidth > 1250 mm	8 755 297	92 448 130	8 807 478	89 895 633
7209181000	Tin-mill blackplate (tmbp), crcof a thickness < 0.5 mm	5 732 801	110 391 169	6 413 731	114 863 889
7209182000	Flat-crc, thickness<= 0,17 mmcontaining by weight<= 0.6% of carb	0	82 693	0	79 672
7209189000	Flat-crc, 0,17< thickness< 0,5 mmcontaining by weight<= 0.6% of c	12 302 643	276 100 975	9 343 277	226 981 636
7209250000	Flat of iron/non-alloy, not in coilcold rolled, of a thickness >= 3 mn	86 844	27 537 947	83 439	28 284 917
7209260010	Flat of iron/non-alloy, not coil,coldrolled,1mm<thickness<3mm,wi	1 086	48 365	4 622	107 086
7209260090	Flat of iron/non-alloy, not coil,coldrolled,1 mm<thickness<3mm,w	445 591	4 583 477	1 456 827	8 389 564
7209270010	Flat of iron/non-alloy,not coil,coldrolled,0.5mm=<thickness<1mm,v	2 680	29 742	12 176	134 976
7209270090	Oth flat of iron/non-alloy,not incoil,cold rolled,0.5mm =< thicknes:	985	380 837	2 503	620 983
7209289000	Flat-CRnC, 0,17< thickness< 0,5 mmcontaining by weight<= 0.6% o	0	101	0	3 838
7209901000	Flat of iron/non-alloy, cold-rolled,corrugated form	102 216	209 682	120 261	292 153
7209909000	Flat of iron/non-alloy, cold-rolled,other than corrugated form	24 655	2 629 337	87 832	1 262 017
7210111000	Flat-rolled of iron/nas,carbon>=0.6%plated or coated with tin,thicl	84 930	1 357 443	322 096	2 394 553
7210119000	Flat-rolled of iron/nas,carbon< 0.6%plated or coated with tin,thick	399 069	2 655 535	424 483	8 176 427
7210121000	Flat-rolled of iron/nas,carbon>=0.6%plated or coated with tin,thicl	1 029 857	19 251 536	1 488 721	25 169 128
7210129000	Flat-rolled of iron/nas,carbon< 0.6%plated or coated with tin,thick	7 677 894	85 712 753	9 252 898	100 940 232
7210201000	Flat-rolled of iron/nas,carbon>=0.6%plated or coated with lead, th	31 060	3 049 495	40 486	4 721 667
7210209000	Flat-rolled of iron/nas,carbon>=0.6%plated or coated with lead, th	1 422	88 942	10 801	203 811
7210301000	Flat-rolled of iron/nas,carbon < 0.6%plated or coated with lead, th	8 587 344	65 008 505	8 590 213	65 460 863
7210309000	Flat-rolled of iron/nas,carbon < 0.6%plated or coated with lead, th	3 402 365	42 022 603	3 937 100	42 602 890
7210412000	Flat-rollof iron/nas,othwise plated zinc,carbon< 0.6% ,corrugated,l	0	1 115	0	2 747
7210419000	Flat-rollof iron/nas,othwise plated zinc,carbon< 0.6% ,corrugated,l	0	214	0	5 073
7210491000	Flat-rolled of iron/non-alloy, othwiseplated zinc,not corrugated,th	3 707 271	24 446 437	3 698 969	25 459 980
7210492000	Flat-rollof iron/nas,othwise plated zinccarbon< 0.6% ,n-coruugatec	15 102 050	86 388 241	16 169 621	90 768 456
7210499000	Flat-rolled of iron/non-alloy, othwiseplated zinc,not corrugated,th	2 691 657	18 521 691	2 806 736	19 373 548
7210500000	Flat-rolled iron/non-alloyplated with cromium & or chromium oxic	2 607 445	18 610 999	3 381 814	23 080 599
7210611000	Flat-rolled iron/non-alloyplated with alumnm-zinc,thickness<=1.2r	13 699 292	127 908 255	13 819 098	127 605 646
7210619000	Flat-rolled iron/non-alloyplated with alumnm-zinc,thickness >1.2r	148 517	3 853 563	144 890	3 729 172
7210691000	Flat-rolled iron/non-alloyplated with oth alumnm,thickness<=1.2r	1 209 761	11 781 159	1 528 798	14 723 105
7210699000	Flat-rolled iron/non-alloyplated with oth alumnm,thickness >1.2m	152 292	1 852 449	187 432	3 046 885
7210701000	Flat-rollof iron/nas,painted, varnished,coated plastics,carbon<0.6%	5 984 424	58 630 910	7 997 970	76 840 562
7210709000	Flat-rollof iron/nas,painted, varnished,coated plastics,carbon<0.6%	982 743	2 733 633	1 146 185	3 745 729
7210901000	Flat-rollof iron/nas,plated,coated othmetal,carbon<0.6%,thick<=1,	34 230	446 521	91 257	1 195 588
7210909000	Flat-rollof iron/nas,plated,coated othmetal,carbon<0.6%,thick>1,5	671 270	5 736 240	970 269	8 682 530
7211131000	Hoop,strip iron/not alloy, HR, not clad150 mm<width<600mm,thic	358	2 229	3 304	12 139
7211139000	Rolled on 4 faces/in closed box,HR, notclad, oth shape,thick<=4mr	138 759	543 838	176 954	1 559 291
7211141000	Hoop&strip iron/not alloy, HR, not cladcarbon<=0,6%,thick>=4,75r	3 557	1 648 023	23 891	1 679 874
7211142000	Flat-rolled iron/not alloy, HR,not cladcorrugated, carbon <=0,6%,tl	0	7 344	0	14 926
7211149000	Oth flat-rolled iron/not alloy,not cladhr, carbon <=0,6%,thick>=4,7	249 132	4 865 762	542 141	7 266 535
7211191000	Hoop&strip iron/not alloy, HR, not cladcarbon<=0,6%,thick<4,75m	150 955	6 986 844	196 631	6 018 248
7211192000	Flat-rolled iron/not alloy, HR,not cladcorrugated, carbon<= 0,6%,tl	0	505 822	0	459 342
7211199000	Oth flat-rolled iron/not alloy,not cladhr, carbon <=0,6%, 0.17<thicl	454 642	5 338 134	409 301	4 796 209
7211231000	Flat-rolled iron/not alloy,CR,not cladcorrugated, carbon < 0,25%	0	9 984	0	12 771
7211232000	Hoop&strip iron/not alloy,CR, not cladcarbon<=0,25%, width < 40	349 592	3 612 544	485 257	5 066 724
7211239010	Oth flat-rolled iron/not alloy,not cladcr, carbon < 0,25%,thick < 40	0	53 573	0	61 299
7211239090	Oth flat-rolled iron/not alloy,not cladcr, carbon < 0,25%, thick >= 4	69 296	800 441	41 919	638 827
7211291000	Flat-rolled iron/not alloy,CR,not cladcorrugated, carbon >= 0,25%	0	27 112	0	29 260
7211292000	Hoop&strip iron/not alloy,CR, not cladcarbon >= 0,25%, width < 40	367 458	3 113 777	772 323	5 761 518
7211299000	Oth Hoop&strip iron/not alloy,not cladcr, carbon >= 0,25%, width	87 991	314 257	167 559	634 660
7211901000	Oth Hoop&strip iron/not alloy,not cladwidth < 400mm	17 497	243 840	21 867	256 198
7211903000	Oth flat-rolled iron/not alloy,not cladthickness <= 0.17 mm	0	32	0	687
7211909000	Oth flat-rolled iron/not alloy,not cladthickness > 0.17 mm	184 157	4 326 543	493 092	6 355 659
7212101000	Hoop,strip iron/not alloy, coated tin,width < 400mm	8 519	59 351	18 484	98 693
7212109000	Flat-rolled iron/not alloy, coated tin,400 mm <= width < 600mm	83 273	1 126 264	65 642	1 227 038
7212201000	Hoop,strip iron/not alloy, width<400mm,elect coated with zinc	426 118	3 324 015	467 830	3 754 720
7212202000	Flat-rolled iron/not alloy,width<600mm,carbon<0.6%,thick<=1,5m	824	705 660	7 406	633 946
7212209000	Flat-rolled iron/not alloy, other shapeelect coated with zinc	123 868	3 279 719	339 167	4 321 259
7212301000	Hoop,strip iron/not alloy, coated zinc,width < 400mm non-elect cc	2 574	264 755	3 371	292 235
7212309000	Flat-rolled iron/not alloy, other shape,non-elect coated with zinc	10 653	139 265	10 935	164 352
7212401000	Hoop,strip iron/not alloy, coated zinc,width < 400mm, coated wit	537 595	4 060 604	972 726	7 052 393
7212402000	Flat-rolled iron/not alloy, carbon<0.6%,thick > 1.5 mm, coated wit	84 049	592 445	100 973	670 044
7212409000	Flat-rolled iron/not alloy, other shape,painted, varnished/coated v	3 350 348	23 477 516	5 537 849	37 369 043
7212501010	Hoop,strip iron/not alloy, width<400 mm,coated with aluminium-z	676	207 484	6 114	1 255 008
7212501020	Hoop,strip iron/not alloy, width<400 mm,coated with chromium	845	7 166	7 313	58 471
7212501090	Other hoop,strip iron/not alloy,width < 400 mm	50 988	189 186	37 920	304 607
7212502020	Flat-rolled iron/not alloy, carbon<0.6%,thick > 1.5 mm, coated chr	149	149	1 756	1 756
7212502090	Other flat-rolled iron/not alloy,carbon<0.6%, thick > 1.5 mm	79 092	682 035	337 320	2 920 032
7212509000	Flat-rolled iron/not alloy, otherwiseplated or coated	88 146	899 937	61 192	1 702 127
7212601000	Hoop,strip iron/not alloy, cladwidth < 400mm	45 409	685 658	250 603	3 614 644
7212609000	Flat-rolled iron/not alloy, clad	634 803	3 805 072	643 833	4 045 979
7213100010	Containing indentations,ribs,grooves ofcircular crosssection <= 50	121 676	1 236 461	115 052	1 158 644

I.3. IMPOR MENURUT KOMODITI / IMPORT BY HS COMMODITY
***** OKTOBER/OCTOBER 2011 *****

HS	Uraian Komoditi Commodity Description	Berat Bersih / Net Weight (Kg)		Nilai / Value C.I.F (US\$)	
		Bulan ini Current Month	Kumulatif Cum.Jan. to date	Bulan ini Current Month	Kumulatif Cum.Jan. to date
7213100020	Containing indentations,ribs,grooves ofrectangular, square <= 20 r	0	339 701	0	299 025
7213100090	Containing indentations,ribs,grooves ofshape	235	181 682	2 129	1 179 327
7213200000	Other bars, rods, hot-rolled ,in irregularly, of free-cutting steel	310 249	5 585 902	891 011	5 672 630
7213910000	Other bars, rods, hot-rolled , circularcross-section < 14 mm in dian	10 497 890	131 602 273	9 832 074	115 308 505
7213990000	Other bars, rods, hot-rolled , notcircular	1 575 226	11 329 924	1 781 413	13 183 958
7214101100	Oth bars,rods of iron, non-alloy steelforged,carbon<0.6%,circlr cro	638 720	4 268 716	781 303	3 891 965
7214101900	Oth bars,rods of iron, non-alloy steelforged,carbon<0.6%,not circu	36 541	3 388 825	87 405	2 768 744
7214102100	Oth bars,rods of iron, non-alloy steelforged,carbon>=0.6%,circlr cr	782 782	8 005 338	415 325	4 261 204
7214102900	Oth bars,rods of iron, non-alloy steelforged,carbon >= 0.6%,not cir	213 247	1 317 117	212 019	1 526 429
7214201100	Containing indentations, ribs, groovecarbon < 0.6%, circular cross	0	403	0	8 824
7214201900	Containing indentations, ribs, groovecarbon < 0.6%, not circular	0	207 050	0	249 126
7214202900	Containing indentations, ribs, groovecarbon >= 0.6%, not circular	8	68 454	28	95 099
7214300000	Other bars & rods, not forged, of free-cutting steel	107 586	1 257 063	130 184	1 300 828
7214911010	Concrete steel, hot-rolled,hot-drawn,hot-extruded, carbon < 0.6%	2 767 330	10 438 866	2 196 265	8 227 318
7214911020	Shaft bars, manganese steel, hot-rolled,hot-drawn, hot-extruded, i	139 388	1 573 177	384 689	3 549 865
7214911090	Other bars & rods, hot-rolled,hot-drawnor hot-extruded, carbon <	420 972	3 785 178	361 879	3 245 410
7214912010	Concrete steel, hot-rolled,hot-drawn,hot-extruded, carbon >= 0.6%	0	89 320	0	316 274
7214912020	Shaft bars, manganese steel, hot-rolled,hot-drawn, hot-extruded, i	335	9 829	9 168	110 614
7214912090	Other bars & rods, hot-rolled,hot-drawnor hot-extruded, carbon >	243 716	2 244 580	452 555	3 840 283
7214991010	Carbon,oth than of circularcross-section: concrete steel	250 853	368 199	212 866	300 513
7214991020	Carbon, other than of circularcross-sect:shaft bars; manganese ste	24 265	246 788	270 383	2 274 810
7214991090	Oth. carbon, other than of circularcross-section	1 914	333 098	1 774	536 236
7214999010	Oth. carbon, other than of circularcross-section concrete steel	15 716	16 630	30 191	32 033
7214999020	Oth. carbon, other than of circularcross-sect:shaft bars; manganes	6 557 841	57 048 857	8 327 592	64 178 666
7214999090	Oth.Than Concrete steel, Shaft bars, manganes steel	116 582	1 391 622	170 594	2 236 142
7215100000	Oth bars & rods of iron/non-alloy steelfree-cutting steel,cold-form	429 099	6 303 092	916 522	9 907 683
7215501000	Oth bars & rods of iron/non-alloy steelcontaining by weight 0.6% c	3 055	12 801	13 504	63 969
7215509000	Oth bars & rods of iron/non-alloy steel	446 369	4 480 209	1 034 305	9 344 278
7215900010	Manganese steel/shaft bars,containingby weight less than 0.6% of	595 542	3 116 531	1 033 392	4 249 350
7215900020	Oth Mangan steel/shaft bars,containingby weight less than 0.6% o	1 141 768	4 599 400	2 107 252	7 293 426
7215900030	Manganese steel/shaft bars, containingby weight 0.6 % or more of	81 854	396 410	146 408	553 561
7216100000	U, i or h sections , not further workedthan hot-rolled, of a height <	1 169 015	12 836 799	1 628 633	15 390 116
7216210000	L section of iron/non-alloy steel, notworked than hot-rolled,of a h	1 714 117	10 307 672	1 145 668	9 736 450
7216220000	T section of iron/non-alloy steel, notworked than hot-rolled,of a h	2 361	251 634	3 975	180 201
7216310000	U, I or H sections, not further workedu sections	792 259	9 139 320	739 738	9 437 485
7216320000	U, I or H sections, not further workedh sections	1 531 843	18 642 088	1 213 888	17 260 261
7216330000	U, I or H sections, not further workedh sections	3 759 352	51 306 249	3 804 686	42 332 847
7216400000	L/T sect,not further work than hot-rollhot-drawn/extrud,a height c	1 539 689	26 998 737	1 245 335	22 302 104
7216501000	Oth angles,shapes§ions,not furtherof a height of less than 80	204 292	2 528 822	239 247	2 713 408
7216509000	Oth angles, shapes & sect,not furtherof a height of more than 80 r	3 187 011	33 398 632	2 937 690	31 576 009
7216610000	Angles,shapes§ions,not worked thancold-formed,obtain from	120	1 773	616	6 630
7216690000	Angle,shape§,not workthan cold formoth than obtain from fla	312 244	3 051 539	437 445	5 518 458
7216910000	Oth angles,shapes§,not further workcold form/finish from flai	170 945	401 420	204 647	468 221
7216990000	Oth angles,shapes§,not further workoth than cold form/finish	479 221	8 756 295	501 653	11 166 065
7217101000	Wire of iron/non-alloy steel,not platd/coated,cont.carbon < 0.25%	1 698 170	7 573 934	1 435 327	4 039 942
7217102200	Bead wire;flat hard steel reed wire;notplated/coated; 0.25%=< car	135 363	1 233 729	298 549	2 095 732
7217102900	Other wire of iron or non-alloy steel,not plate/coated, 0.25% = < c	802 462	12 369 938	1 051 987	17 310 782
7217103100	Spokes wire;bead wire;flat hard steelreed wire;not plated/coated	599 466	5 156 403	805 629	7 620 725
7217103900	Other wire of iron or non-alloy steel,not plated/coated,cont. carb	240 905	4 427 134	380 237	5 048 450
7217201000	Wire of iron/non-alloy steel,plated w/zinc, cont.carbon < 0.25% by	921 824	15 794 620	912 443	12 744 368
7217202000	Wire of iron/non-alloy steel,plated w/zinc,cont.carbon>0.25% & <	100 019	989 132	126 558	909 996
7217209100	High carbon steel core wire,for almniumconductors steel reinforce	2 604	75 025	96 524	964 176
7217209900	Oth than high carbonsteel core wire,foraluminium conduct steel r	1 055 696	5 551 083	1 503 591	8 073 399
7217301000	Wire of iron/non-alloy steel,plated w/oth base metal,cont.crbn<0.	18 983	45 190	196 279	291 209
7217302000	Wire of iron/non-alloy steel,plated w/oth base metal,cont.0.25% =	0	106 012	0	186 954
7217303110	Copper alloy coated high carbon steelwire coated with brass	3 444 085	37 490 604	5 496 680	54 200 924
7217303190	Copper alloy coated high carbon steelsteel coated with other copp	286 430	3 878 979	399 663	5 363 624
7217303900	Other wire of iron or non-alloy steelplated with oth base metal,car	254 872	3 670 037	283 616	5 636 482
7217901000	Oth wire of iron/non-alloy steel,platedzinc>=240g/m?,silicon<=0.1	27 093	679 488	65 237	1 578 589
7217909010	Oth wire of iron/non-alloy steel,platedcontaining by weight 0.6% c	61 842	281 741	268 833	1 591 891
7217909090	Oth wire of iron/non-alloy steel,platedexcluding goods of subhead	2 816	169 769	105 408	676 425
7218100000	Ingots & oth primary forms of stainlesssteel	31 526	238 755	129 889	2 694 667
7218910000	Semi-finished prod.of stainless steelof rectangulr (not square) cro	6 855	544 339	15 149	1 312 973
7218990000	Oth semi-finished prod.of stainlesssteel	334 702	4 464 792	1 592 234	18 339 797
7219110000	Flat-roll prod of stainless steel,hotrolled,in coil of a thick exceed 10	13 433	334 393	48 860	1 162 670
7219120000	Flat-roll prod of stainless steel,hotrolled,in coil of a 4.75mm=<thick	411 234	3 463 066	1 184 527	9 611 797
7219130000	Flat-roll prod of stainless steel,hotrolled,in coil of a 3mm<=thick<=	5 432 952	63 043 947	13 988 301	148 210 115
7219140000	Flat-roll prod of stainless steel,hotrolled,in coil of a thickness<=3m	4 344 950	42 062 339	8 143 665	73 037 024
7219210000	Flat-roll prod of stainless steel,hotrolled,not in coil of a thick > 10n	407 165	3 609 172	1 534 977	11 572 166
7219220000	Flat-roll prod of stainless steel,hotroll,not in coil of 4.75mm=<thick	1 057 020	24 862 007	2 963 897	37 692 596
7219230000	Flat-roll prod of stainless steel,hotroll,not in coil of a 3mm<=thick<	784 039	8 163 170	1 866 228	22 181 142

I.3. IMPOR MENURUT KOMODITI / IMPORT BY HS COMMODITY
***** OKTOBER/OCTOBER 2011 *****

HS	Uraian Komoditi Commodity Description	Berat Bersih / Net Weight (Kg)		Nilai / Value C.I.F (US\$)	
		Bulan ini Current Month	Kumulatif Cum.Jan. to date	Bulan ini Current Month	Kumulatif Cum.Jan. to date
7219240000	Flat-roll prod of stainless steel,hotrolled,not in coil of a thickness<	95 905	1 804 611	109 547	1 852 977
7219310000	Flat-rolled prod.of stainless steel,cold rolled, of a thickness >= 4.75	74 060	813 498	220 561	2 124 879
7219320000	Flat-rolled prod.of stainless steel,cold rolled, 3 mm =< thickness <	352 984	3 178 096	1 074 355	9 536 007
7219330000	Flat-rolled prod.of stainless steel,cold rolled, 1 mm < thickness < 3	1 393 847	12 507 849	2 605 464	28 077 780
7219340000	Flat-rolled prod.of stainless steel,cold rolled, 0.5 mm =< thickness	566 248	12 011 517	1 484 598	26 280 153
7219350000	Flat-rolled prod.of stainless steel,of a thickness < 0.5 mm	1 161 865	9 813 635	2 446 313	21 618 433
7219901000	Oth flat-roll prod.of stainless steel,thick>=1.5mm & <125mm patte	0	121 644	0	237 421
7219902000	Oth flat-rolled prod.of stainless steel,of a thickness < 0.5 mm	20 019	68 375	38 617	215 871
7219909000	Oth flat-rolled prod.of stainless steel,of a thickness >0.5 mm	1 096 990	4 784 406	883 688	5 883 085
7220111000	Hoop & strip of stainless steel, hotrolled,of a thick >= 4.75 mm,wic	521 289	4 811 059	649 629	6 031 914
7220119000	Hoop & strip of stainless steel, hotrolled,of a thick >= 4.75 mm,wic	49 401	27 681 049	77 965	27 187 281
7220121000	Hoop & strip of stainless steel, hotrolled,of a thick < 4.75 mm,wid	20 631	278 311	54 655	1 285 346
7220129000	Hoop & strip of stainless steel, hotrolled,of a thick < 4.75 mm,wid	153 112	1 081 012	847 264	5 898 869
7220201000	Hoop & strip of stainless steel, coldrolled, width < 400mm	57 432	1 317 737	335 332	4 932 409
7220209000	Hoop & strip of stainless steel, coldrolled, width>400mm	288 355	2 903 789	476 636	5 489 560
7220901000	Hoop & strip of stainless steel, notcold rolled, width < 400mm	55 735	291 082	569 140	4 477 969
7220909000	Hoop & strip of stainless steel, notcold rolled, width > 400mm	1 341 937	10 610 453	1 358 030	15 555 401
7221000000	Bars & rods, hot-rolled,in irregularlywound coils, of stainless steel.	5 027 006	21 829 709	2 263 190	10 213 121
7222100000	Bars,rods, hot-rolled, in irregularlyof circular cross-section	161 594	1 548 733	353 435	3 412 409
7222190000	Bars,rods, hot-rolled, in irregularlyof not circular cross-section	440 077	4 821 479	614 769	7 017 567
7222201000	Bars,rods, cold-formed or cold-finishedof circular cross-section	87 263	555 039	495 487	3 782 914
7222209000	Bars,rods, cold-formed or cold-finishedof not circular cross-sectio	180 271	1 369 974	910 932	8 687 140
7222301000	Other bars and rods of circularcross-section	16 877	1 494 467	30 369	1 712 121
7222309000	Other bars and rods of not circularcircular cross-section	548 663	3 610 786	879 996	6 057 565
7222400000	Angles, shapes and sections ofstainless steel	118 277	1 762 774	156 216	2 636 167
7223001000	Wire of stainless steel having a cross-sectional dimension exceedi	20 930	55 344	48 744	363 131
7223009000	Wire of stainless steel having a cross-sectional dimension <= 13 mi	905 747	7 476 970	4 228 635	34 183 804
7224100000	Ingots & oth primary forms of oth alloysteel	202 674	1 554 890	301 197	2 621 791
7224900000	Semi-finished prod. of oth alloy steel	4 111 212	37 094 745	5 230 559	45 752 836
7225110000	Grain-oriented of silicon-elect steela width of 600 mm or more.	1 422 212	13 678 945	3 449 653	28 879 380
7225190000	Oth than Grain-orient of silicon-electsteel a width of 600 mm or m	2 189 564	41 261 512	2 702 026	56 804 503
7225300000	Flat-roll product of oth alloy steel,ofnot further worked than hot-r	4 415 397	37 695 663	5 033 595	34 205 851
7225400000	Flat-roll prod of oth alloy steel,of notfurther worked than hot-roll,	4 441 128	78 324 448	7 807 691	106 740 596
7225500000	Flat-roll prod of oth alloy steel,of notfurther worked than cold-roll	1 279 143	15 773 350	1 334 695	16 053 484
7225910000	Oth flat-rolled prod.of oth alloy steel,electrolytically plated/coatec	1 501 142	5 931 510	1 588 009	10 975 009
7225920000	Oth flat-rolled prod.of oth alloy steel,otherwise plated or coated v	683 418	4 216 954	802 928	4 717 149
7225990000	Oth flat-rolled prod.of oth alloy steel,otherwise plated or coated v	4 966 270	107 147 339	4 726 513	84 770 035
7226111000	Hoop & strip, grain-oriented of siliconelectrical steel, of a width <=	159 260	1 577 531	405 486	3 782 842
7226119000	Hoop & strip, grain-oriented of siliconelect steel, of a width >400 r	625 109	7 086 541	1 818 513	19 941 538
7226191000	Hoop,strip,oth than grain-orient ofsilicon elect steel,of a width<= 4	51 822	400 884	278 063	2 049 240
7226199000	Hoop,strip,oth than grain-orient ofsilic elect steel,of width>400mm	201 583	1 667 549	772 549	5 517 511
7226201000	Hoop & strip of high speed steelof a width <= 400 mm	232	4 370	1 660	30 649
7226209000	Hoop & strip of high speed steelof a width > 400 mm, < 600mm	10	11 505	1 937	64 033
7226911000	Hoop,strip of oth alloy steel,hot rolled, of a width <= 400 mm	44 706	401 230	144 320	1 149 978
7226919000	Hoop,strip of oth alloy steel,hot rolled, width >400 mm, <=600mm	53 324	954 612	204 586	3 411 393
7226921000	Hoop,strip of oth alloy steel,cold rolled, of a width <= 400 mm	18 118	20 605	44 060	59 591
7226929000	Hoop,strip of oth alloy steel,cold rolled, width >400 mm, <= 600m	5 620	308 437	14 299	501 461
7226991000	Hoop & strip of oth alloy steel,width <= 400 mm	60 079	436 722	43 885	381 446
7226999000	Hoop & strip of oth alloy steel,width > 400 mm and <= 600mm	412 643	2 879 941	571 086	4 224 381
7227100000	Bars & rods, hot-rolled, in irregularlywound coils, of high speed ste	0	108 288	0	113 054
7227200000	Bars & rods, hot-rolled, in irregularlywound coils, of silico-mangan	148 914	2 732 200	64 353	2 134 996
7227900000	Oth bars & rods, hot-rolled, inirregularly wound coils	4 984 155	56 379 436	4 891 915	48 791 483
7228101000	Bars & rods, of high speed steel, ofcircular a cross-section	8 660	177 970	86 264	1 370 370
7228109000	Bars & rods, of high speed steel,not ofcircular a cross-section	378 992	3 011 359	500 548	4 884 776
7228201000	Bars & rods, of silico-manganese steel,circular a cross-section	1 745 584	13 771 897	1 830 773	14 812 650
7228209000	Bars & rods, of silico-manganese steel,not circular a cross-section	527 608	6 387 819	1 147 644	12 965 764
7228301000	Oth bars&rods,of silico-manganese steelof circular cross-section	6 435 556	96 232 112	9 047 091	118 761 476
7228309000	Oth bars&rods,of silico-manganese steenot of circular cross-secti	6 113 496	59 231 855	8 846 133	79 681 757
7228401000	Oth bars,rods,not further worked thanforget, of circular cross-sect	44 062	1 025 720	212 330	3 029 446
7228409000	Oth bars,rods,not further worked thanforget, not of circular cross-	281 624	5 990 240	407 729	8 516 670
7228501000	Oth bars,rods,not formed/cold finishedof circular cross-section	372 447	2 898 958	1 180 577	6 713 642
7228509000	Oth bars,rods,not formed/cold finishednot of circular cross-sectio	416 346	7 180 511	771 647	10 919 870
7228601000	Other bars and rods :of circular cross-section	273 109	1 962 800	362 330	3 050 745
7228609000	Other bars and rods :not of circular cross-section	628 322	10 107 801	1 411 567	20 292 951
7228700000	Angles, shapes and sections of otheralloy steel	4 145 464	72 568 239	3 580 357	60 136 336
7228801100	Hollow drill bars,rods, weight >=0.6%of circular cross-section	12 543	126 215	237 012	1 178 534
7228801900	Hollow drill bars,rods, weight >=0.6%not of circular cross-section	27 330	89 055	193 231	1 063 158
7228809000	Oth. Hollow drill bars and rods	532 900	2 041 766	574 297	6 065 264
7229200000	Wire of silico-manganese steel	1 601 700	10 615 953	2 191 239	13 236 082
7229900010	Wire of other alloy steel.of high speed steel	200 486	1 936 300	278 946	3 074 819
7229900090	Wire of other alloy steel.not of high speed steel	2 583 593	31 775 233	4 832 714	53 865 960

I.3. IMPOR MENURUT KOMODITI / IMPORT BY HS COMMODITY
***** OKTOBER/OCTOBER 2011 *****

HS	Uraian Komoditi Commodity Description	Berat Bersih / Net Weight (Kg)		Nilai / Value C.I.F (US\$)	
		Bulan ini Current Month	Kumulatif Cum.Jan. to date	Bulan ini Current Month	Kumulatif Cum.Jan. to date
7301100000	Sheet piling of iron or steel	958 973	8 702 109	933 564	9 003 766
7301200000	Angles, shapes and sections of iron or steel	549 144	2 760 542	463 763	3 295 227
7302100000	Rails of iron or steel	8 353 518	21 086 451	8 344 840	23 691 804
7302300000	Switch-blades, crossing frogs, pointrods and other crossing pieces	1 048 635	1 351 671	3 466 219	4 609 574
7302400000	Fish-plates and sole plates of iron or steel	162 309	1 065 709	297 790	2 011 287
7302901000	Sleepers, of iron or steel	0	13 162	0	202 719
7302909000	Other than sleepers, of iron or steel	93 971	3 273 168	751 004	8 045 513
7303001010	Tubes, pipes of cast with an external diameter not exceeding 100 mm	66 472	1 338 352	204 171	4 369 833
7303001020	Tubes, pipes of cast with an external diameter not exceeding 150 mm	4 670	379 399	23 290	460 491
7303001030	Tubes, pipes of cast with an external diameter >150 mm and <=600	378 124	728 830	360 243	871 481
7303001090	Oth. Tubes, pipes	1 701 492	16 048 680	999 121	8 391 345
7303009010	Hollow profiles, of cast iron with an external diameter <=100 mm	4	9 334	3 118	33 165
7303009090	Hollow profiles, of cast iron with an external diameter > 100 mm	727 735	8 917 415	1 047 063	14 887 949
7304110000	Tubes, pipes and hollow profiles, seamless, of stainless steel	1 076 186	20 793 792	2 404 873	42 015 430
7304190000	Oth. tube, pipe & hollow profile, seamless, line pipe of a kind use for c	9 358 736	147 205 808	12 647 185	198 987 997
7304220010	Oth. tube, pipes & hollow profile, seamless, unfinished drill pipe (green	598 875	5 541 728	1 486 205	10 214 661
7304220090	Oth. tube, pipes & hollow profile, seamless, unworked pipe end	8 319	1 501 262	40 506	7 074 058
7304230010	Unfinished drill pipe (green pipe) with yield strength less than 75,0	1 274	3 085 148	500	4 453 308
7304230090	Oth. unfinished drill pipe (green pipe)	34 417	1 320 488	280 203	7 363 638
7304240010	Unfinish case & tube, yield strgh < 75000 Psi oth. of stanlss stel for drill	993 363	3 147 980	1 734 962	6 065 152
7304240090	Oth. unfinish case tube & unworked, stainless with yield strength less	5 197	312 382	190 727	1 586 024
7304290010	Unfinish case tube & unworked pipe end with yield strength less than	29 918 005	211 514 980	42 807 947	325 750 417
7304290090	Oth. unfinish case tube & unworked pipe end with yield strength less	92 332	21 064 938	211 473	31 376 167
7304311000	High press. conduits, of circular cross-sect. of iron/non-alloy steel, c	15 376	3 480 006	93 763	7 667 259
7304319000	Oth. drill Rod Casing & tubing with pin and box threads	1 538 293	13 493 162	4 481 024	38 170 903
7304390000	Oth. Drill Rod Casing and tubing with pin and	1 643 771	12 065 260	3 494 459	27 807 516
7304410000	Cold-drawn or cold-rolled (cold-reduced) stainless steel	273 443	2 667 670	1 149 839	8 939 835
7304490000	Oth. Cold-drawn or cold-rolled (cold-reduced) stainless steel	180 734	2 249 049	608 244	9 189 486
7304511000	High press. conduits, of circular cross-sect. of oth alloy steel, cold ro	5 763	34 572	22 660	226 887
7304519000	Oth tubes/pipes/hollow profiles, seamless cold rolled, crclr c-s of otl	32 241	511 469	340 114	2 517 603
7304590000	Oth. Drill rod casing & tubing with pin & sect. of oth alloy steel, cold rc	834 606	12 976 381	3 592 448	41 985 849
7304900000	Oth. Drill rod casing & tubing with pin & cold rolled, crclr c-s of oth all	398 823	5 473 615	1 852 641	15 980 211
7305110000	Lines pipe, for oil or gas longitudinal all submerged arc welded of iron	48 354	49 676 981	117 057	60 262 927
7305120000	Lines pipe, for oil or gas other, longitudinally welded of iron/steel	0	3 595 439	0	4 797 792
7305190000	The oth. line pipe of iron/steel for oil, external diameter > 406.4 mm	451 110	3 037 571	799 135	7 909 258
7305200000	Oth. Drill rod casing & tubing used in drilling for oil/gas external diameter 40	0	1 599 116	0	2 834 408
7305311000	Lines pipe, for oil or gas longitudinal stainless steel pipes & tubes	42 034	618 191	95 109	1 526 275
7305319000	Oth. lines pipe, for oil/gas longitudinal stainless steel pipes & tubes	3 921	3 131 654	4 629	4 748 158
7305390000	Oth. lines pipe, for oil/gas longitudinal	148 634	504 577	281 661	989 948
7305900000	Oth. lines pipe, for oil/gas longitudinal oth. stainless steel pipes & tu	106 971	1 013 082	1 324 268	4 428 894
7306110000	Line pipe of kind use for oil/gas pipe welded, of stainless steel	6 088	1 209 572	64 144	2 658 746
7306190000	Oth. line pipe of kind use for oil/gas pipe, welded, of stainless steel	402 629	4 336 289	524 074	7 396 776
7306210000	Casing & tubing of a kind use in drilling welded, of stainless steel	0	56 699	0	239 035
7306290000	Oth. casing & tubing of a kind use in drilling welded, of stainless steel	15 198	6 608 957	82 323	8 947 123
7306301010	Boilr tube weld, of circular cross-sect of iron/non ally stel intrnl diam	47 484	1 435 704	122 188	2 072 570
7306301020	Boilr tube weld, of circular cross-sect of iron/non ally stel intrnl diam	52 333	515 028	76 154	709 818
7306302010	Boilr tube weld, of single/double walled, copp plate, intrnl diamtr <	215 722	1 378 862	1 158 673	7 112 717
7306302020	Boilr tube weld, of single/double walled, copp plate, intrnl diamtr >	39 730	322 782	122 588	731 188
7306303000	Boilr tube weld, of single/double walled, copp plate, sheath pipe fo	18	24 739	246	94 693
7306309010	Oth. boilr tube weld, of single/double walled, copp plate, intrnl diamr	96 339	1 279 260	679 027	6 549 762
7306309020	Oth. boilr tube weld, of single/double walled, copp plate, intrnl diamr	1 664 327	15 210 774	2 970 087	21 404 044
7306401010	Oth. weld, of circular cross-section of weld boilr tube w intrnl diamtr <	6 125	98 965	68 754	588 915
7306401090	Oth. weld, of circular cross-section of weld boilr tube w intrnl diamtr >	29 397	643 077	67 130	1 601 442
7306402000	Welded boiler tubes of stainless steel with internal diameter > 12.5	90 541	1 218 678	293 001	6 568 970
7306403000	St'less steel pipes & tubes welded of circlr cross sec. w extrl dmtr >	2 983	62 937	41 694	220 914
7306409000	Oth, not welded of circular cross sect. with internal diameter > 12,5	651 667	4 951 228	1 875 795	14 909 723
7306501010	Oth. boilr tube, weld, of circlr cross-sectn, oth alloy steel int. dmtr <= 1	13	379 260	216	1 649 060
7306501020	Oth. boilr tube, weld, of circlr cross-sectn, oth alloy steel int. dmtr > 1	40 800	50 127	294 317	319 417
7306509010	Oth. boilr tube, weld, of circlr cross-high pressure conduits	59 881	118 855	333 499	736 913
7306509020	Oth. boilr tube, weld, oth. thn high prssr conduit, oth alloy steel int. dr	3 014	57 534	26 585	314 286
7306509030	Oth. boilr tube, weld, oth. thn high prssr conduit, oth alloy steel int. dr	73 755	901 988	245 480	3 394 173
7306610010	Oth. boilr tube, weld, square/rectangular cross sectin, with int. diamtr	4 226	133 190	7 404	182 529
7306610090	Oth. boilr tube, weld, square/rectangular cross sectin, with int. diamtr	1 386 049	8 109 951	1 095 560	5 253 728
7306690010	Oth. boilr tube, non circular crss-section with internal diameter <= 12,5	0	13 975	0	49 241
7306690090	Oth. boilr tube, non circular crss-section with internal diameter > 12,5	0	1 396	0	8 510
7306901010	Bundy-weld pipes and tubes, with internal diameter <= 12,5 mm	2 056	18 576	7 420	95 265
7306901090	Bundy-weld pipes and tubes, with internal diameter > 12,5 mm	0	152 753	0	1 376 683
7306909010	Oth. thn bundy-weld pipes & tubes, with internal diameter <= 12,5 mm	47 526	612 824	211 165	3 020 963
7306909090	Oth. thn bundy-weld pipes & tubes, with internal diameter > 12,5 mm	827 198	15 395 493	1 215 135	22 612 120
7307110000	Cast fitting of non-malleable cast iron	55 214	606 785	98 697	818 704
7307190000	Cast fitting of other than non-malleable cast iron	718 904	3 073 124	2 157 646	10 514 175

I.3. IMPOR MENURUT KOMODITI / IMPORT BY HS COMMODITY
***** OKTOBER/OCTOBER 2011 *****

HS	Uraian Komoditi Commodity Description	Berat Bersih / Net Weight (Kg)		Nilai / Value C.I.F (US\$)	
		Bulan ini Current Month	Kumulatif Cum.Jan. to date	Bulan ini Current Month	Kumulatif Cum.Jan. to date
7307210000	Other, of stainless steel flanges	192 705	2 407 336	634 293	9 734 049
7307220000	Other, of stainless steel threaded elbows, bends and sleeves	1 569 236	3 024 871	1 374 845	10 778 210
7307230000	Other, of stainless steel butt welding fittings	200 046	2 174 228	1 220 459	10 246 277
7307290000	Oth., of stainless steel oth. than flanges, butt welding, threaded elbow	571 666	5 459 221	3 492 737	28 018 638
7307910000	Tube or pipe fittings (couplings) flanges	936 441	12 111 838	2 309 677	27 504 810
7307920000	Tube or pipe fittings (couplings) threaded elbows, bends and sleeves	448 508	4 389 071	1 468 577	14 513 667
7307930000	Tube or pipe fittings (couplings) butt welding fittings	805 745	7 249 914	1 625 920	21 291 305
7307990000	Other tube/pipe fittings (couplings)	1 427 320	18 302 702	11 020 982	113 566 961
7308101000	Bridges and bridge sect. w prefab'ed type joined by shear connectors	19 347	755 389	84 346	806 062
7308109000	Other bridges and bridge sections	119 744	2 148 081	445 608	3 967 034
7308201100	Towers with prefabricated modular type joined by shear connectors	115	344 983	102	6 153 371
7308201900	Other towers	273 361	5 554 312	855 336	9 084 525
7308202900	Other lattice masts	658 792	2 323 327	1 279 495	5 134 550
7308300000	Doors, windows and their frames and thresholds for doors	127 305	1 185 570	450 183	4 289 165
7308401000	Equip. for scaffolding w prefabricated modular type joined by shear connectors	7 608	1 231 901	13 970	2 236 064
7308409000	Other equipment for scaffolding, shuttering, propping or pit propping	932 281	3 741 563	1 313 017	7 246 542
7308902000	Other, prefabricated modular type joined by shear connectors	288 594	3 306 733	528 695	4 084 468
7308903000	Oth. corrug, curved/bent galv'd pl't fast' bly. into undgrnd conduits&	705	344 338	2 011	1 108 638
7308904000	Oth parts of tub/tunnels, made of form'd & bended corrugated sheet	120 066	491 477	489 031	1 216 244
7308905000	Other, prefabricated modular rail for ships	0	23 805	0	113 928
7308909000	Other structures and parts of structures of iron or steel	8 834 631	67 521 828	23 314 491	206 404 937
7309000000	Reservoir, tank, vat & similar container of iron/steel, capacity > 300 l	1 099 246	9 216 760	5 609 121	55 671 284
7310100010	Tank, cask, drum, can, boxe & similar for transporting or coagulating liquid	24 250	118 658	49 157	363 698
7310100020	Tank, cask, drum, can, boxe & similar of iron or steel casting in the rough	6 312	87 964	44 302	516 533
7310100030	Tank, cask, drum, can, boxe & similar other of iron/steel forging/stamping	31 530	574 623	152 302	1 621 576
7310100090	Oth. tank, cask, drum, can, boxe & similar	469 885	3 943 864	1 378 545	9 774 967
7310211010	Cans <1L, closed by soldering of iron/steel casting in the rough	0	8 146	0	13 932
7310211020	Cans <1L, closed by soldering of iron/steel forging or stamping in	400	82 674	2 906	110 890
7310211090	Oth. cans <1L, closed by soldering of iron/steel	55 995	450 121	148 749	1 593 477
7310219010	Cans >1L & <50L, closed by soldering of iron/steel casting in the rough	70	17 809	1 119	257 961
7310219020	Cans >1L & <50L, closed by soldering of iron/steel forging or stamping	0	10 743	0	33 291
7310219090	Oth. cans >1L & <50L, closed by soldering of iron/steel	106 685	1 059 846	465 023	3 525 604
7310291010	Cans <1L, not soldering of iron/steel casting in the rough	11 203	15 113	176 460	196 206
7310291020	Cans <1L, not soldering of iron/steel forging or stamping in	0	97 488	0	166 091
7310291090	Oth. cans <1L, not soldering of iron/steel	76 683	1 305 455	185 556	3 364 992
7310299010	Cans >1L & <50L, not soldering of iron/steel casting in the rough	0	6 493	0	82 963
7310299020	Cans >1L & <50L, not soldering of iron/steel forging or stamping in	0	142 486	0	1 883 446
7310299090	Oth. cans >1L & <50L, not soldering of iron/steel	15 410	2 861 982	84 949	2 063 281
7311001100	Containers for compressed/liquefied gas seamless steel cylinders, capacity	45 766	530 093	57 381	781 186
7311001900	Other seamless steel cylinders	1 391 506	10 337 236	4 874 382	28 824 503
7311009100	Other containers of iron or steel with capacity of less than 30 l	579	918 144	5 733	1 645 214
7311009900	Other containers of iron or steel	56 692	1 072 929	39 440	2 347 343
7312101000	Stranded wire, ropes & cables for locked coil, flattened strands & non rot	56 200	706 546	157 642	2 004 878
7312102000	Stranded wire, rope & cables by plated/coated with brass, & of a nom.	515 534	5 536 423	1 510 001	15 176 460
7312104000	Stranded wire, rope and cables with stranded wire of diameter of <	15 957	336 478	191 310	3 363 263
7312109000	Other stranded wire, rope and cables	716 713	11 054 981	2 025 318	24 607 929
7312900000	Oth stranded wire, rope and cables, plaited bands, slings & of iron/steel not	480 730	5 656 041	1 041 938	13 350 775
7313000000	Barbed wire of iron/steel; twisted hoop & of a kind used for fencing of	153 537	3 751 056	152 823	3 986 144
7314120000	Woven cloth with endless bands for machinery, of stainless steel	1 621	116 334	48 674	1 062 922
7314140000	Woven cloth, of stainless steel	90 863	673 961	517 669	5 454 248
7314191000	Endless bands for machinery oth than of stainless steel	34	1 905	2 608	21 957
7314199000	Other woven cloth, not stainless steel	3 763	168 847	15 113	1 166 100
7314200000	Grill & fencing, welded at the intersection w rth a max. sect. d > 3mm	166 695	2 049 149	228 334	2 579 054
7314310000	Other grill, netting & fencing, welded at the intersection by plating/coating	879 846	5 108 553	576 194	3 575 510
7314390000	Oth grill, netting and fencing, welded at the intersection	534 641	5 612 630	718 054	11 005 438
7314410000	Oth cloth, grill, netting and fencing by plated or coated with zinc	190 445	1 771 414	204 046	1 985 395
7314420000	Oth cloth, grill, netting and fencing by coated with plastics	240 750	2 266 886	148 474	1 595 847
7314490000	Oth cloth, grill, netting and fencing	1 221 227	9 715 520	863 915	6 721 416
7314500000	Expanded metal	0	264 125	0	295 148
7315111100	Roller chain for bicycles of mild steel	249 819	1 665 381	336 182	2 064 394
7315111200	Roller chain for motorcycles of mild steel	355 034	4 508 482	1 087 642	12 993 847
7315111900	Other mild steel for roller chain	128 208	1 232 471	442 797	5 141 472
7315112100	Other roller chain for bicycles	24 874	111 564	19 058	131 410
7315112200	Other roller chain for motorcycles	940 052	9 242 895	2 338 316	20 743 292
7315112300	Oth roller chain transmis. type 6mm < pitch length <= 3mm	86	191 350	1 165	487 199
7315112900	Other roller chain	234 584	2 436 240	940 088	10 313 735
7315120000	Other roller chain of mild steel	463 244	4 466 137	1 512 956	13 817 321
7315191100	Roller chain for bicycles of bicycle chain	0	6 267	0	5 669
7315191200	Roller chain for motorcycles of motorcycle chain	10 784	129 885	130 270	1 463 090
7315191900	Other roller chain of other mild steel	2 590	198 984	15 121	450 171
7315199100	Other roller chain for bicycles of bicycle chain	0	9	0	25

I.3. IMPOR MENURUT KOMODITI / IMPORT BY HS COMMODITY
***** OKTOBER/OCTOBER 2011 *****

HS	Uraian Komoditi Commodity Description	Berat Bersih / Net Weight (Kg)		Nilai / Value C.I.F (US\$)	
		Bulan ini Current Month	Kumulatif Cum.Jan. to date	Bulan ini Current Month	Kumulatif Cum.Jan. to date
7315199200	Other roller chain for motorcycles of motorcycle chain	2 063	379 123	63 614	1 512 043
7315199900	Other roller chain of other than bicycle chain & motorcycle chain	11 254	149 352	156 283	801 805
7315201000	Skid chain of mild steel	705	23 244	2 254	196 500
7315209000	Other Skid chain of mild steel	13 047	332 275	32 711	569 693
7315811000	Stud-link of mild steel	17 693	66 105	24 316	143 227
7315819000	Other Stud-link of mild steel	503 534	4 294 855	957 567	8 185 247
7315821000	Other, welded link of mild steel	4 572	100 880	41 907	188 450
7315829000	Other, welded link	235 920	1 917 013	241 165	2 393 868
7315891100	Other chain for bicycles of mild steel	0	98	0	2 627
7315891200	Other chain for motorcycles of mild steel	161 091	1 172 042	1 170 786	12 599 870
7315891900	Other chain of mild steel not for motorcycles and bicycles	3 094	26 024	6 810	165 645
7315892100	Other chain for bicycles of other than mild steel	0	180	0	4 921
7315892200	Other chain for motorcycles of other than mild steel	471	68 467	500	52 304
7315892900	Other chain not mild steel, not for motorcycles and bicycles	224 381	1 844 377	1 379 991	9 270 173
7315901000	Other parts of chain for motorcycles and bicycles	146	41 514	1 339	319 299
7315909000	Other parts of chain not for motorcycles and bicycles	439 581	2 973 034	2 550 079	14 025 935
7316000000	Anchor, grapnel and parts thereof, of iron or steel	424 107	4 138 604	1 193 947	19 355 867
7317001000	Wire nails	224 340	2 197 351	208 306	2 249 989
7317002000	Staples	204 074	1 798 939	217 760	1 777 623
7317009010	Dog spikes for rail sleepers, carding-tacks & similar articles, of iron or steel	1 577	250 336	6 909	444 103
7317009020	connector & anti-splitting, connector and Hob nails for footwear, of iron or steel	5 647	184 311	46 101	544 695
7317009030	connector and anti-splitting, connector Hook nails	3 629	71 433	28 861	253 566
7317009040	connector and anti-splitting, connector Corrugated nails, drawing pins	927 342	6 080 307	349 639	2 353 467
7317009090	Other connector and anti-splitting, connector and anti-splitting	1 005 585	11 190 055	401 025	5 170 287
7318110000	Threaded articles for coach screws	27 673	580 169	31 519	919 005
7318121000	Other wood screws with an external diameter not exceeding 16 mm	15 684	343 622	79 524	751 238
7318129000	Other wood screws	27 520	933 490	188 940	4 005 146
7318131000	Screw hooks and screw rings with an external diameter not exceeding 16 mm	40 014	345 387	304 146	2 586 098
7318139000	Other screw hooks and screw rings	79 986	802 527	308 070	3 739 699
7318141000	Self tapping screw with an external diameter not exceeding 16 mm	60 123	567 631	580 124	3 720 895
7318149000	Other self tapping screws	270 350	1 020 621	681 565	5 607 138
7318151100	Screw metal with/without nuts/washers with an external diameter	671 810	5 352 715	2 524 875	26 976 171
7318151200	Bolts for metal, with/ without nuts of an external diameter <= 16 mm	1 853 147	14 472 741	10 857 036	94 604 577
7318151900	Other screws & bolts whether/ not without their nut/washers with an external diameter	375 319	3 389 649	1 379 246	11 293 370
7318159100	Other screws for metal with or without nuts or washers	100 956	962 800	916 734	10 241 514
7318159200	Other bolts for metal, with or without nuts	416 951	5 472 126	2 410 987	28 836 915
7318159900	Other screws and bolts whether or not with their nut or washers	647 500	3 677 692	2 025 024	15 549 393
7318161000	Nuts with an external diameter not exceeding 16 mm	319 736	3 348 136	2 439 464	22 307 360
7318169000	Other nuts	1 160 678	10 220 211	6 778 087	56 835 220
7318191000	Other threaded articles of an external diameter not exceeding 16 mm	65 995	577 430	720 344	2 543 718
7318199000	Other threaded articles of iron and steel	169 991	2 947 382	814 136	12 977 759
7318211000	Non threaded article for spring washers & other lock washers with an external diameter	14 300	104 922	132 401	952 527
7318219000	Other spring washers and other lock washers	97 171	1 086 464	1 424 662	14 314 801
7318221000	Other washers with an external diameter not exceeding 16 mm	86 072	719 191	1 216 217	10 595 049
7318229000	Other washers	361 238	2 840 905	4 488 534	45 214 940
7318231000	Rivet with an external diameter not exceeding 16 mm	26 253	221 189	235 839	1 938 206
7318239000	Other rivets	23 652	341 808	245 033	1 988 711
7318241000	Cotters & cotter pins with an external diameter not exceeding 16 mm	72 157	795 602	962 784	10 907 427
7318249000	Other cotters and cotter pins	231 529	2 137 999	1 892 355	21 762 901
7318291000	Other non threaded articles with an external diameter <= 16 mm	66 774	444 896	1 826 843	12 316 220
7318299000	Other non threaded articles	329 157	6 396 711	3 818 966	46 762 215
7319200000	Safety pins	9 949	178 373	38 665	544 017
7319300000	Other pins	137 122	1 506 808	1 446 275	15 908 239
7319900000	Other similar articles for use in hand, of iron or steel	30 375	532 128	385 785	3 684 581
7320101000	Leaf springs and leaves for motor vehicles	135 230	984 194	382 243	4 142 859
7320109000	Other leaf springs and leaves	34 373	510 069	716 449	6 714 289
7320201000	Helical springs for motor vehicles	98 930	1 013 899	1 264 070	12 260 991
7320209010	Other Helical springs for motor vehicles for motor vehicles or earth moving machinery	140 714	916 665	1 599 394	9 989 968
7320209090	Other Helical springs for motor vehicles	62 546	1 031 591	970 438	8 367 764
7320901000	Other springs and leaves for motor vehicles	81 962	810 721	936 772	7 835 044
7320909000	Other springs and leaves	101 573	1 157 874	1 344 606	12 798 589
7321110000	Cooking appliances and plate warmers for gas fuel or for both gas and liquid fuel	243 791	1 842 062	778 578	6 127 645
7321120000	Cooking appliances and plate warmers with liquid fuel	11 725	320 074	13 718	428 330
7321190000	Other Cooking appliances & plate warmers including appliances for gas fuel	1 040	132 519	3 974	450 878
7321810000	Other appliances with gas fuel or for both gas and other fuels	75 027	283 241	57 539	257 032
7321820000	Other appliances with liquid fuel	0	31 073	0	34 657
7321890000	Other appliances with solid fuel	0	52 141	0	265 413
7321901000	Other cooking appliances & plate warmers of burner for kerosene or other liquid fuel	0	68 510	0	203 885
7321909000	Other Cooking appliances and plate warmers	524 971	6 075 029	1 668 432	18 064 273
7322110000	Radiators and parts of iron	22	7 811	100	71 054
7322190000	Other parts of radiators	29 118	336 239	657 388	5 642 875

I.3. IMPOR MENURUT KOMODITI / IMPORT BY HS COMMODITY
***** OKTOBER/OCTOBER 2011 *****

HS	Uraian Komoditi Commodity Description	Berat Bersih / Net Weight (Kg)		Nilai / Value C.I.F (US\$)	
		Bulan ini Current Month	Kumulatif Cum.Jan. to date	Bulan ini Current Month	Kumulatif Cum.Jan. to date
7322900000	Other radiators for central heating	15 202	320 556	223 831	5 065 446
7323100000	Iron/steel wool; pot scourers&scouring or polishing pads, gloves ar	112 166	1 058 747	219 585	1 807 383
7323911000	Kitchenware of cast iron ,not enamelled	24 060	246 536	96 192	855 831
7323919000	Household articles of cast ironnot enamelled	12 743	447 616	16 131	602 946
7323920000	Household articles of cast iron, enamelled	24 769	568 009	28 075	694 358
7323931000	Kitchenware of stainless steel	721 380	6 194 183	1 644 837	15 824 202
7323939000	Other household articlesof stainless steel	828 580	4 615 198	1 676 638	10 372 356
7323940000	Household of iron(oth. than cast iron)or steel, enamelled	513 470	3 607 799	499 460	3 889 042
7323991000	Other kitchenware	179 525	2 551 547	668 992	6 855 713
7323999000	Other household articlesof iron or steel	207 757	2 872 805	563 042	7 262 158
7324100000	Sinks and wash basins,of stainless steel	325 721	3 041 419	757 229	6 605 132
7324210000	Bath of cast iron, whetheror not enamelled	35	121 887	478	457 842
7324290000	Bath of stainless steel	28 028	265 115	62 271	928 739
7324901000	Sanitary ware for flushing waterclosets or urinals (fixed type)	9 701	63 449	36 864	201 823
7324902000	Sanitary ware of bedpans,urinals(portable type) and chamber po	99	2 815	1 176	24 898
7324909000	Other sanitary ware	233 652	1 704 726	461 934	4 935 390
7325101000	Other cast articles of non malleablecast iron by latex spouts & late	0	21 877	0	32 664
7325109000	Other cast articles ofnon malleable cast iron	15 601	495 560	97 301	2 203 081
7325910000	Grinding balls and similar articlesfor mills	1 362 375	21 768 482	1 636 392	28 610 996
7325991000	Other cast articles of malleable castiron by latex spouts and latex	36 356	92 183	252 188	423 266
7325999000	Other cast articles ofmalleable cast iron	54 885	1 196 221	298 194	7 825 468
7326110000	Grinding balls&similar artic.for millsforged/stamped but not furthe	1 233 118	25 082 866	1 395 323	33 380 071
7326190000	Other articles or iron or steelbut not forged or stamped	192 660	3 743 492	1 120 053	18 450 905
7326202000	Articles of iron or steel wirefor rat traps	0	2 305	0	6 813
7326205000	Articles of iron or steel wireWire poultry cages and the like	97 551	1 113 299	142 528	1 560 863
7326209000	Other articles of non ironor steel wire	313 313	4 582 786	554 352	8 225 757
7326901000	Ships' rudders not forged or stamped	60 384	332 982	402 134	1 517 704
7326903000	Stainless stl shield&clamp assembly wthrub.sl for hubless cast ir8	46 625	503 953	527 852	6 274 190
7326904000	Latex spouts and latex cupsbut not forged or stamped	0	4 190	0	28 355
7326905000	Rat traps but not forged or stamped	96	950	273	2 893
7326907000	Stainless steel shield, clamp assemblyHorseshoes; riding boot spu	29 218	166 677	396 293	2 290 905
7326909000	Other articles not forged or steamed	4 150 154	30 791 577	16 666 614	158 404 669
7401000000	Copper mattes, cement copper(precipitated)	0	281 059	0	3 323 706
7402000000	Unrefined copper,copper anodes for elec-trolytic refining.	452	9 812	2 115	235 223
7403110000	Refined copper for cathodes andsections of cathodes	7 542 926	57 266 622	67 483 839	537 620 945
7403120000	Refined copper for wire-bars	2	665 726	102	826 651
7403130000	Refined cooper for billets	2	13 307	77	46 909
7403190000	Other refined copper, unwrought	29 414	268 459	268 054	2 781 554
7403210000	Copper alloys for copper-zinc basealloys (brass)	305 543	2 816 969	2 785 061	26 485 108
7403220000	Copper alloys for copper-tin basealloys (bronze)	44 673	1 050 842	265 592	6 816 342
7403290000	Copper alloys for oth copper alloys(oth than master alloys of head	3 708	23 311	54 111	427 503
7404000000	Copper waste and scrap.	947 659	15 024 558	6 602 565	120 388 603
7405000000	Master alloys of copper.	14 906	88 896	83 887	634 163
7406100000	Powders of non-lamellar structure	42 319	242 728	642 369	3 388 630
7406200000	Powders of lamellar structure; flakes	64 027	406 169	934 317	5 284 380
7407103000	Profiles of refined copper	245	21 555	11 632	293 842
7407109000	Other Profiles of refined copper	290 666	2 716 212	2 453 916	21 723 614
7407210000	Profiles of refined copperOf copper-zinc base alloys (brass)	477 151	3 340 894	1 147 467	17 408 743
7407290000	Other of copper alloys	38 581	774 958	202 179	6 804 593
7408110000	Copper wire.Of which the maximum cross-sectional	18 537	922 220	308 911	9 250 952
7408190000	Other wire of refined copppe	609 416	8 418 292	3 640 113	56 872 055
7408210000	Copper wire of copper alloys withcopper zinc base alloys (brass)	67 745	941 199	759 341	10 318 881
7408220000	Copper wire of copper alloys w copper-nick bs alloys/c-nickel-zinc	14 089	78 502	284 940	1 436 415
7408290000	Other copper alloys for copper wire	180 156	1 036 893	1 654 049	12 326 198
7409110000	Copper plates, sheets and strips, of refined copper in coils	110 794	1 368 467	1 169 641	13 507 926
7409190000	Copper plates, sheets and strips, of refined copper, not in coils	801 377	17 075 990	2 488 461	31 001 442
7409210000	Copper plates, sheets,strips, of copperzinc base alloys (brass), in cr	513 616	4 474 402	4 667 724	44 067 345
7409290000	Copper plates, sheets,strips, of copperzinc base alloys (brass), not	167 941	1 151 527	898 005	6 855 309
7409310000	Copper plates, sheets,strips, of coppertin base alloys (brass), in coi	191 696	2 063 790	2 068 395	23 667 631
7409390000	Copper plates, sheets,strips, of coppertin base alloys (brass), not ir	71 894	536 094	142 042	2 047 371
7409400000	Copper-nickel base alloy (cupro-nickel),copper-nickel-zinc base all	20 119	1 041 775	261 018	12 024 123
7409900000	Other copper alloys, unrefined	2 434	44 237	44 921	820 203
7410110000	Copper foil, refined, thickness < 0.15mm, not backed	158 963	1 359 328	1 701 602	15 121 010
7410120000	Copper alloys, refined, thickness< 0.15 mm, not backed	68 749	649 948	639 881	6 291 341
7410210010	Reinforced sheets/plates of polyamide,of refined copper, backed	3 496	69 173	71 548	1 225 610
7410210020	Reinforced sheets/plates of polyamide,Copper clad laminate for Pl	505 085	5 230 141	2 671 242	27 290 171
7410210090	Reinforced sheets/plates of polyamide,Copper clad laminate not fi	20 734	193 857	422 128	4 325 638
7410220000	Reinforced sheets/plates of polyamide,Of copper alloys, unrefined	267	11 209	14 952	279 193
7411100000	Copper tubes & pipes of refined copper	426 368	4 339 072	4 265 035	40 103 523
7411210000	Copper tubes & pipes of copper alloyswith copper-zinc base alloy	166 196	1 309 121	1 092 789	10 578 290
7411220000	Copper tubes & pipes of copper alloyswith cupro-nickel or nickel s	2 840	30 424	45 991	642 612

I.3. IMPOR MENURUT KOMODITI / IMPORT BY HS COMMODITY
***** OKTOBER/OCTOBER 2011 *****

HS	Uraian Komoditi Commodity Description	Berat Bersih / Net Weight (Kg)		Nilai / Value C.I.F (US\$)	
		Bulan ini Current Month	Kumulatif Cum.Jan. to date	Bulan ini Current Month	Kumulatif Cum.Jan. to date
7411290000	Other copper tubes and pipes	328 903	2 908 661	1 636 119	16 792 013
7412100000	Copper tube or pipe fitting of refined copper	37 298	235 287	182 016	1 069 513
7412201000	Copper tube or pipe fitting of copper-zinc base alloys (brass)	31 944	392 243	327 782	4 532 116
7412209000	Copper alloys, not brass, refined	58 561	704 236	296 635	4 257 228
7413000000	Stranded wire, cable, plaited bands, of copper, not electrically insulated	71 640	1 155 372	1 030 901	12 890 657
7415101000	Nails & tacks (incl. drawing pins) of copper or steel with head of copper	21 730	313 718	42 605	699 701
7415102000	Staples and similar articles of copper	13 982	51 992	9 889	139 714
7415109000	Tacks, drawing pins, & similar articles	30 212	131 014	211 421	1 301 326
7415210000	Washers (including spring washers) but not threaded	27 133	400 757	109 618	1 484 147
7415290000	Other articles of copper, not threaded	12 070	139 846	190 346	1 773 248
7415331000	Screws	42 915	359 619	308 153	3 039 192
7415332000	Bolts and nuts	83 750	674 206	229 284	2 630 400
7415390000	Other articles of copper, threaded	14 674	183 495	130 737	1 530 841
7418110000	Pot scourers and scouring or polishing pads, gloves and the like	0	2 633	0	6 599
7418190000	Other Pot scourers & scouring/polishing	6 571	95 105	7 328	255 428
7418200000	Sanitary ware and parts thereof	8 802	235 664	100 499	2 131 709
7419100000	Chain and parts thereof of copper	8 248	41 751	18 341	286 418
7419910010	Fittings for fire hoses, of copper	39 101	88 818	109 486	305 630
7419910020	Reservoirs, tanks, vats and similar of copper	14 343	42 852	26 594	568 841
7419910030	Electroplating anodes, machine belt for ships or other vessel	20 519	207 867	193 960	1 983 832
7419910090	Oth table, kitchen, cast, moulded, stamped/forged but not further worked	52 068	470 741	2 391 491	12 944 212
7419991000	Electroplating anodes, machine belt fastener, fitting for ships, fire hose	149 373	384 522	684 101	2 482 096
7419992000	Similar containers not fitted with mech./terminal equip. of a cap. of < 100 l	1 298	40 059	3 609	100 180
7419993100	Grill and netting of copper wire for machinery	2 187	46 295	58 115	904 105
7419993910	Grill and netting of copper wire cloth suitable for making mosquito net	1 207	29 397	3 307	111 506
7419993990	Other grill and netting of copper wire	198	116 992	4 459	2 114 962
7419994000	Other grill and netting of copper wire springs	77 493	421 751	173 863	5 318 546
7419995000	Other grill and netting of copper wire cigarette cases or boxes and	6 075	12 285	34 620	68 866
7419999000	Other articles of non copper	35 339	441 842	150 180	2 432 311
7502100000	Nickel, not alloyed	29 949	476 961	542 365	8 815 199
7502200000	Nickel alloys	148	3 587	1 744	29 520
7504000000	Nickel powders and flakes	15	26 949	1 951	666 745
7505110000	Bars, rods and profiles of nickel, not alloyed	105	10 528	2 560	321 724
7505120000	Bars, rods & profiles of nickel alloys	1 419	16 604	65 532	420 907
7505210000	Wire of nickel, not alloyed	1 531	113 342	59 355	2 864 828
7505220000	Wire of nickel alloys	28 486	226 165	453 530	3 506 129
7506100000	Nickel plates, sheets, strip & foil of nickel, not alloyed	3 686	42 598	62 657	1 149 502
7506200000	Nickel plates, sheets, strip and foil of nickel alloys	32 777	240 306	1 514 512	7 182 805
7507110000	Tubes and pipes of nickel, not alloyed	0	843	0	61 652
7507120000	Tubes and pipes of nickel alloys	0	47 002	0	2 203 994
7507200000	Tube or pipe fittings	40 722	212 757	137 142	817 976
7508100000	Cloth, grill and netting, of nickel wire	0	16 424	0	518 749
7508903000	Bolts and nuts of non nickel	383	32 716	4 291	239 533
7508904000	Other articles suitable for use in building of non nickel	413	8 763	3 182	12 175
7508909010	Electro-plating anodes, wrought or un-wrought, including those produced	38 075	462 839	583 724	7 337 119
7508909020	Screens for printing machines	2 149	66 761	13 036	433 562
7508909090	Other Nickel tubes, pipes, tube, pipe fittings	2 955	28 758	71 469	1 326 707
7601100000	Aluminium, not alloyed	19 636 966	162 244 323	47 963 678	411 648 090
7601200000	Aluminium alloys	18 171 050	149 890 608	46 917 818	389 156 780
7602000000	Aluminium waste and scrap	4 152 767	31 648 407	7 394 413	59 911 275
7603100000	Aluminium powders of non-lamellar structure	97 262	1 340 086	336 929	3 865 968
7603200010	Aluminium powders and flakes of flakes	10 057	54 721	60 126	229 349
7603200020	Aluminium powders and flakes, powder of lamellar structure	28 032	244 156	145 618	1 105 084
7604101000	Bars and rods of aluminium not alloyed	430 805	3 464 474	667 731	8 153 084
7604109010	Profiles suitable for use as heat sink with cross-section dimension < 17	3 417	120 631	69 792	798 084
7604109090	Oth profiles suitable for use as heat sink	195 287	2 016 540	699 114	7 452 968
7604211000	Perforated tube profile for evaporator coils of motor vehicle, air conditioning	132 037	735 281	383 174	1 663 753
7604219000	Oth hollow profiles of aluminium alloys	297 314	3 700 027	1 429 712	18 960 415
7604291010	Extruded bars and rods not surface treated	100 795	575 282	360 143	1 849 446
7604291020	Extruded bars and rods surface treated	124	1 318	751	16 332
7604293000	Y-shaped profiles for zip fasteners, in coils of non aluminium alloy	1 464	27 378	26 050	482 387
7604299000	Other bars, rods and profiles of non aluminium alloys	266 586	2 124 233	3 608 092	44 350 626
7605110000	Alum. wire of aluminium not alloyed which the max. cross-section diameter	1 437	42 902	8 068	349 460
7605191000	Aluminium wire of non aluminium not alloyed with a diameter < 0	0	11 532	0	265 907
7605199000	Other aluminium wire of non aluminium not alloyed	208 595	2 895 046	691 113	4 101 575
7605211000	Alum. wire of aluminium alloys which the max. cross-section diameter	15 245	135 320	75 738	601 047
7605291000	Aluminium wire of non aluminium alloys with a diameter not exceeding	6 454	57 630	79 252	579 432
7605299000	Other aluminium wire of non aluminium alloys	45 670	693 000	241 294	2 858 779
7606110010	Aluminium plates, sheets & strip of plain or figured by rolling of thick	19 550	380 140	1 469 711	15 615 487
7606110090	Oth aluminium plates, sheets & strip of plain/figured by rolling of thin	3 504 382	54 115 180	10 367 925	154 092 951
7606121010	Can stock (alloy 3004, 3104 or 5182, of thickness > 0,25 mm, in coil	13 093	385 983	66 911	1 861 273

I.3. IMPOR MENURUT KOMODITI / IMPORT BY HS COMMODITY
 *** OKTOBER/OCTOBER 2011 ***

HS	Uraian Komoditi Commodity Description	Berat Bersih / Net Weight (Kg)		Nilai / Value C.I.F (US\$)	
		Bulan ini Current Month	Kumulatif Cum.Jan. to date	Bulan ini Current Month	Kumulatif Cum.Jan. to date
7606121090	Oth.Can stock (alloy 3004,3104, 5182,of thickness > 0,25 mm, in c	106 197	1 618 082	2 049 885	31 761 087
7606123100	Sheets o alum. rigid cont.sheets alloy5182,5082,hardness19<1,0C	73 299	1 136 135	363 416	5 651 994
7606123910	Other aluminium sheet/coilnot exceeding 1,000 mm in width	1 187 018	9 226 696	3 484 647	27 390 800
7606123920	Other aluminium sheet / coil>exceeding 1,000 mm in width	2 585 135	25 630 173	7 992 210	83 314 596
7606123930	Aluminium Litho Grade sheet/coil alloyha 1052 hardness temper h	0	242 971	0	575 401
7606123990	Other aluminium sheet	937 135	5 930 162	4 138 649	26 172 594
7606124000	Oth, plain/figured by roll./press. butnot surface treatedof non lur	254 137	2 258 387	486 844	5 898 106
7606129000	Other aluminium plate rectanguler ofaluminium alloys	455 259	4 975 400	2 206 055	19 336 559
7606912000	Oth alum. not alloyed,plain/figured byrolling/pressing b not surfac	16 376	90 717	57 316	261 163
7606919000	Oth aluminium plate, not rectanguler ofaluminium, not alloyed	255 808	2 257 154	928 264	7 924 522
7606923010	Venetian blind slat,whether or notrolled or cut, in width ½1,000 m	803	20 996	7 018	64 391
7606923020	Sheet or coil of alum. rigid containersheet alloy 5182,5082,hardne	1 918	47 915	7 418	193 776
7606923090	Oth.than Sheet/coil of aluminium rigidcontainer sheet alloy 5182,!	149 589	1 049 447	691 519	2 242 310
7606929010	Oth venetian blind slat,whether or notrolled or cut, in width ½1,0C	0	24 561	0	179 498
7606929020	Oth.sheet/coil of alum.rigid containersheet alloy 5182,5082,hardn	23 359	571 308	53 087	1 316 878
7606929090	Other aluminium alloys	493 397	4 807 847	399 867	7 245 494
7607110000	Aluminium foil not backed, rolledbut not further worked	1 330 323	7 299 264	5 720 830	30 954 216
7607191000	Foil of aluminium alloy A1075 or A3903not back,oth than rolled bu	2 538	43 396	31 365	460 924
7607199000	Oth than foil aluminium alloy A1075/a3903 not back,oth than roll	379 458	2 912 592	1 963 645	23 532 646
7607204000	Aluminium foil backed for imitationgold or silver	27 247	52 851	105 099	219 475
7607209010	Aluminium foil laquer coated (white orof thickness >0,05 mm or <	171 993	1 632 224	713 594	12 365 378
7607209090	Oth.aluminium foil, backed,thickness <=0.2 mm	240 827	2 260 089	1 445 050	12 839 222
7608100000	Aluminium tubes and pipes ofaluminium, not alloyed	21 761	498 475	74 568	2 110 779
7608200000	Aluminium tubes and pipesof aluminium alloys	157 933	1 428 620	886 131	8 451 090
7609000000	Aluminium tube or pipe fittings (forexample, coupling,elbows,slee	59 231	537 212	1 129 340	6 942 764
7610100000	Alum. structures for doors, windows &their frames and thresholds	107 700	1 049 716	306 749	3 699 654
7610901000	Oth alum. structures for bridges andbridge section, towers, lattice	0	10 924	0	43 486
7610909000	Other aluminium structures	985 570	5 472 124	1 899 663	8 630 245
7611000000	Aluminium reservoirs, tanks, vats andsimilar containers for any ma	4 951	143 847	137 191	1 492 780
7612100000	Alum. collapsible tubular containers	9 505	279 355	106 633	2 125 281
7612901000	Aluminium casks, drums, cans, boxes andseamless containers for f	400	32 687	5 396	349 141
7612909000	Oth.aluminium casks,drums,cans, boxes& containers, for any mate	507 025	4 424 127	2 913 049	24 324 811
7613000000	Aluminium containers for compressedor liquified gas	8 781	91 790	194 660	1 461 143
7614101100	Cable with steel core of circularcross section not exceeding 500 m	327 866	6 263 571	1 038 502	14 321 446
7614101200	Cable with steel core of crclr crossection > 500 mm but < 1,000 m	1	114	7	4 372
7614101900	Other cable with steel core	45 291	203 367	81 343	1 784 785
7614109000	Other stranded wire with steel core	33 701	1 337 699	175 127	3 578 465
7614901100	Cable without steel core of circularcross section not exceeding 50	37	134 477	1 170	452 015
7614901200	Cable without steel core of circularcross section > 500 mm but < €	0	55 985	0	481 563
7614901900	Other cable without steel core	362	18 127	6 556	535 860
7614909000	Other stranded wire without steel core	193 599	924 288	702 744	3 735 707
7615110000	Pot scourers and scouring or polishingpads,/gloves and the like of	3 435	13 289	9 031	43 944
7615190000	Oth table, kitchen/oth householdarticles & parts thereof of alumir	349 226	3 535 572	1 218 616	13 833 742
7615201000	Bedpans, urinals (portable type)and chamber	0	633	0	50 036
7615209000	Other sanitary ware and parts thereofof aluminium	21 689	120 137	63 576	338 771
7616101000	Nails of aluminium	14 867	145 790	19 976	368 083
7616102000	Staples and hooks of aluminium	20 229	339 157	110 046	2 031 799
7616109000	Tacks, rivets,cotters,cotter pinsand washers of aluminium	75 138	619 218	817 386	6 398 618
7616910000	Other cloth, grill, nettingand fencing, of aluminium wire	71 054	1 160 643	78 294	2 365 455
7616992000	Ferrules for use in the manufactureof pencils	3 825	70 598	51 778	772 045
7616993000	Alum.slugs, round, of such dim. thatthe thick's>one tenth of the di	185 099	1 460 238	448 990	3 864 073
7616994000	Bobbins, spools, reels and similarsupports for textile yarn	32 243	272 317	70 916	717 841
7616996000	Latex spouts and latex cups	183	759	4 192	17 412
7616999010	Venetian blinds	0	45 946	0	334 179
7616999090	Other articles of aluminium	338 937	3 802 699	3 825 476	30 353 970
7801100000	Refined lead	4 961 009	46 773 833	12 214 353	121 628 429
7801910000	Oth unwrought lead&containing by wgtantimony as the principal c	2 013 605	26 515 140	4 478 312	62 617 149
7801991000	Oth unwrought lead&containing by wgtunrefined	1 011 840	7 717 467	2 346 023	18 620 566
7801999000	Oth unwrought lead&containing by wgt	817 936	2 603 632	2 318 203	7 812 974
7804110000	Sheets, strip and foilof a thickness < 0,2 mm	2 756	22 275	28 416	127 113
7804190010	Lead embossed, cut to shape, perfortd,coated,printed, backed, rei	1 769	53 533	86 870	1 401 419
7804190090	Oth.lead plates, sheets, strip andfoil, lead	8 984	614 163	281 778	4 998 297
7804200000	Powders and flakes	4	74 991	51	47 259
7806002000	Other articles of lead,bars,rods,profiles and wire	1 771	57 820	115 452	1 222 774
7806003000	Other articles of lead,tubes,pipesand tube or pipe fittings (for	157 009	1 922 306	222 146	2 739 122
7806009010	Lead wool,washers,electro-plating anodes	1 838	21 482	23 912	2 505 732
7806009090	Other articles of lead	3 561	36 748	63 416	614 330
7901110000	Zinc not alloyed containingby weight 99.99% or more of zinc	5 733 195	53 996 043	12 725 003	127 676 139
7901120000	Zinc not alloyed containingby weight < 99.99% of zinc	3 602 817	32 368 360	7 886 577	77 267 240
7901200000	Zinc alloys	1 860 173	13 648 171	3 810 307	33 034 602
7903100000	Zinc dust	183 753	904 499	519 158	2 730 623

I.3. IMPOR MENURUT KOMODITI / IMPORT BY HS COMMODITY
***** OKTOBER/OCTOBER 2011 *****

HS	Uraian Komoditi Commodity Description	Berat Bersih / Net Weight (Kg)		Nilai / Value C.I.F (US\$)	
		Bulan ini Current Month	Kumulatif Cum.Jan. to date	Bulan ini Current Month	Kumulatif Cum.Jan. to date
7903900000	Zinc powders and flakes	150 353	1 290 400	601 044	5 141 510
7904000010	Zinc wire,bars,rods,not surface treated	950	194 664	6 698	464 872
7904000090	Zinc profiles	1 506	68 322	7 548	627 298
7905001010	Zinc plates, sheets, strip not surfacetreated	301 409	2 580 933	471 661	4 144 073
7905001020	Zinc plates, sheets, strip surfacetreated	205 769	964 723	118 851	455 111
7905002010	Zinc foil not surface treated	0	220 654	0	252 714
7905002090	Zinc foil Surface treated	572	11 000	2 599	12 474
7907003000	Gutters, roof capping, skylight frames& oth fabricated building co	237 467	1 641 891	269 555	1 440 914
7907004000	Zinc tubes, pipes,tube, pipe fittings(cuoplings, elbows, sleeves)	25 246	221 764	38 848	421 178
7907009010	Electro-plating anodes; stencil plates	135 605	1 875 399	377 186	5 607 412
7907009020	Domestic articles and parts thereof	276	165 120	1 155	400 550
7907009090	Oth articles of zinc oth than domestic	84 219	1 588 993	409 439	5 312 755
8001100000	Tin, not alloyed	42 747	1 123 338	1 203 245	2 368 803
8001200000	Tin alloys	25 360	254 208	769 061	8 745 177
8003000000	Tin bars, rods, profiles and wire.	36 902	550 565	846 832	11 863 679
8007002000	Other articles of tin, sheets and strip,Plates, thickness > 0,2mm	56 237	7 059 686	301 982	9 998 209
8007003000	Tin-foil (whether or not printed or backper),thick < 0,2 mm,powde	0	4 382	0	27 806
8007004000	Tin-Tubbes, pipes and tube or pipe fitti(for example, couplings, elt	0	1 431	0	52 384
8007009010	article of tin, Collapsible tubes fordentifrices, colours, and the like,	0	45	0	1 154
8007009090	Other articles of tin	14 534	189 516	128 835	752 880
8101100000	Tungsten (wolfram) powders	6 685	24 674	429 780	1 210 615
8101940000	Unwrought tungsten, including barsand rods obtained simply by si	215	1 600	44 692	384 873
8101960000	Tungsten wire	4 623	83 187	199 508	2 712 630
8101990010	Tungsten bar&rods,oth than those obtaineplly by sintering,profiles	0	1 329	0	105 116
8101990090	Other tungsten (wolfram)	286	6 143	38 315	355 977
8102100000	Molybdenum powders	0	1 363	0	29 435
8102940000	Unwrought molybdenum, including barsand rods obtained simpl	0	49	0	280
8102950000	Molybdenum bar&rods,o.than those obt'dsimp. by sintering,profil	0	1 029	0	75 916
8102960000	Molybdenum wire	2 034	19 522	71 594	674 376
8102990000	Other molybdenum	0	104	0	6 489
8103200000	Unwrought tantalum, including bars androds obt'd simp.by sinterii	20 215	64 998	4 151 409	11 234 602
8103900000	Other tantalum	0	442	0	11 362
8104110000	Unwrought magnesium containingat least 99.8 % by weight of ma	144 036	2 012 942	474 411	6 563 653
8104190000	Other unwrought magnesium	777	77 804	5 956	232 960
8104300000	Magnesium raspings,turnings &granules,graded according to size;	10 050	66 625	83 134	546 571
8104900000	Other magnesium	4 290	44 675	6 700	146 792
8105201000	Unwrought cobalt	0	20 000	0	757 844
8105209000	Mattes cobalt; cobalt powders	100	37 653	7 915	1 197 760
8105900000	Other cobalt mattes	1 016	8 967	104 361	600 420
8106009000	Other bismut	0	7 232	0	184 256
8107200000	Unwrought cadmium, powders	0	10	0	3 051
8107900000	Other cadmium	0	1 329	0	5 609
8108200000	Unwrought titanium; powders	102	1 747	2 039	9 671
8108300000	Titanium waste and scrap	0	5	0	27
8108900000	Other titanium	40 809	328 271	1 542 049	10 128 817
8109200000	Unwrought zirconium; powders	2 472	6 341	1 508	30 430
8109900000	Other zirconium	1 388	48 418	6 815	109 728
8110100000	Unwrought antimony; powders	70 095	272 861	1 102 667	4 018 458
8110900000	Other antimony	20 000	56 732	315 160	515 137
8111000000	Manganese and articles thereof, includewaste and scrap.	0	38 378	0	132 135
8112120000	Unwrought beryllium; powders	2 180	4 220	5 676	32 652
8112190000	Other beryllium	522	11 268	42 500	430 686
8112210000	Unwrought chromium; powders	546	55 823	5 352	589 047
8112290000	Other Chromium	368	2 949	12 550	105 369
8112990000	Other thallium	0	156	0	2 840
8113000000	Cermets and articles thereof,including waste	0	2	0	4 977
8201100000	Spades and shovels	2 232	98 023	791	138 679
8201200000	Forks	4 690	11 536	148 811	155 488
8201301000	Hoes (mamooties) and rakes	94	178 087	262	148 995
8201309000	Mattocks and picks	4 939	29 597	7 351	48 906
8201400000	Axes, bill hooks and similar hewing tool	0	13 508	0	33 763
8201500000	Secateurs & similar one-handed prunersand shears (including pou	20 808	98 518	44 587	212 517
8201600000	Hedge shears,two-handed pruning shearsand similar two handed	0	3 616	0	6 985
8201900000	Other hand tools of a kind used inagriculture, horticulture or fore:	6 219	24 462	7 817	126 467
8202100000	Hand saws	190 243	1 824 414	290 888	2 866 121
8202200000	Band saw blades	107 441	884 009	455 077	4 742 313
8202310000	Circular saw blades with working partof steel	25 282	165 666	111 759	990 984
8202390000	Other circular saw blades,including parts	56 815	931 206	230 116	2 470 025
8202400000	Chain saw blades	73 961	988 878	194 625	3 105 584
8202910000	Straight saw blades for working metal	30 778	105 675	73 922	226 365
8202991000	Straight saw blades	7 155	78 083	115 444	654 035

I.3. IMPOR MENURUT KOMODITI / IMPORT BY HS COMMODITY
***** OKTOBER/OCTOBER 2011 *****

HS	Uraian Komoditi Commodity Description	Berat Bersih / Net Weight (Kg)		Nilai / Value C.I.F (US\$)	
		Bulan ini Current Month	Kumulatif Cum.Jan. to date	Bulan ini Current Month	Kumulatif Cum.Jan. to date
8202999000	Other saw blades	72 752	844 497	266 740	3 498 135
8203100000	Files, rasps and similar tools	112 945	763 977	222 542	1 378 483
8203200000	Pliers (including cutting pliers), pincers, tweezers and similar tools	437 101	3 688 815	936 856	7 667 857
8203300000	Metal cutting shears and similar tools	67 806	534 299	161 834	2 085 119
8203400000	Pipe-cutters, bolt croppers, perforating punches, and similar tools	37 792	413 410	199 248	1 568 670
8204110000	Hand operated spanners and wrenches non-adjustable	528 017	4 810 493	1 162 822	9 593 413
8204120000	Hand operated spanners and wrenches adjustable	305 471	2 757 439	695 135	7 981 950
8204200000	Interchangeable spanner sockets, with or without handles	156 030	1 412 121	584 640	5 066 871
8205100000	Drilling, threading or tapping tools	46 660	560 953	321 629	3 534 930
8205200000	Hammers and sledge hammers	584 428	5 216 029	775 802	7 444 187
8205300000	Planes, chisels, gouges and similar cutting	148 857	1 388 905	167 926	1 995 907
8205400000	Screwdrivers	344 204	2 546 151	629 126	5 109 521
8205511000	Flat irons	40	5 580	930	23 703
8205519000	Other household tools	4 091	52 459	25 573	523 611
8205590000	Other hand tools, other than household tools	510 269	4 101 947	1 381 852	12 866 401
8205600000	Blow lamps	341	11 593	726	19 985
8205700000	Vices, clamps and the like	175 650	1 907 975	572 052	7 227 894
8205800000	Anvils; portable forges; hand-/pedal-operated grinding wheels with fi	13 608	63 778	55 065	635 338
8205900000	Sets of articles of two or more of the foregoing subheadings	48 828	499 229	240 241	2 861 927
8206000000	Tools of two/more of the headings 82.02 to 82.05 put up in sets for	170 693	1 599 339	1 090 854	8 915 445
8207130000	Rock drilling or earth boring tools with working part of cermet	7 008	126 612	286 133	3 661 648
8207190000	Other rock drilling or earth boring tools, including parts	97 998	2 712 530	3 748 114	42 814 037
8207200000	Dies for drawing or extruding metal	108 597	828 989	8 743 294	50 397 799
8207300000	Tools for pressing, stamping or punching	666 009	2 459 074	4 951 423	40 547 762
8207400000	Tools for tapping or threading	37 027	256 654	1 214 576	10 774 035
8207500000	Tools for drilling, other than for rock drilling	83 399	1 171 716	1 256 418	15 623 240
8207600000	Tools for boring or broaching	63 911	181 161	340 802	4 828 600
8207700000	Tools for milling	102 264	200 280	1 327 233	5 828 350
8207800000	Tools for turning	29 559	290 585	1 612 039	9 746 295
8207900000	Other interchangeable tools	50 002	746 926	1 454 431	24 153 178
8208100000	Knives and cutting blades for metal working	80 937	261 462	694 203	7 025 148
8208200000	Knives and cutting blades for wood working	120 984	984 917	1 058 502	7 552 529
8208300000	Knives & cutting blades for kitchen appliances/for mach. used by the food	5 583	32 504	61 961	372 598
8208400000	Knives & cutting blades for agricultural, horticultural or forestry ma	9 550	133 283	67 839	447 669
8208900000	Other knives and cutting blades	199 427	2 205 039	2 156 062	21 357 323
8209000000	Plates, sticks, tips and the like for tools,	52 681	1 069 002	1 478 584	10 039 204
8210000000	Hand-operated mechanical appliances, weighing	280 933	2 053 502	291 309	2 188 165
8211100000	Knives with cutting blades, serrated or not and sets of assorted arti	276	273 335	5 385	760 895
8211910000	Table knives having fixed blades	67 484	305 032	242 277	1 240 346
8211925010	Knives, fixed blades, handle of base metal for agricultural, horticultur	603	8 303	24 608	383 386
8211925090	Knives, fixed blades, handle other than metal for agricultural, horticultur	4 472	59 966	5 421	112 900
8211929010	Flick or spring knives; hunting, diving and scouts knives, pen knives; b	5 835	23 788	89 896	146 629
8211929020	Other knives having fixed blades with handle of base metal	13	8 839	35	49 370
8211929090	Other knives having fixed blades with handle other than base metal	2 137	71 717	24 967	437 836
8211932010	Knives, other than fixed blades, with handle base metal, for agricultural;	213	1 403	778	3 430
8211932090	Knives, other than fixed blades, handle other than metal, for agricultural	0	2 444	0	6 313
8211939010	Knives having other than fixed blades with handle of base metal	450	1 316	7 121	10 134
8211939090	Knives having other than fixed blades, with handle other than base m	1 248	69 322	5 389	327 653
8211940000	Blades with handle of base metal	8 949	169 355	59 368	1 171 910
8211950000	Knives with handles of base metal	7 921	89 334	324 201	679 877
8212100000	Razors	2 539	99 522	2 975	564 040
8212201000	Safety razor blades with double-edged razor blades	83 222	873 064	2 431 609	20 136 535
8212209000	Other razors and razor blades	16 751	284 574	39 039	871 731
8212900000	Other parts of razors and razor blade	382	11 010	178	91 048
8213000000	Scissors, tailors' shears and similar shears,	227 788	1 962 888	293 403	3 371 468
8214100000	Pruning knives, trimmers, erasing knives, pencil sharpeners and blade	92 457	1 030 406	104 498	2 070 509
8214200000	Manicure or pedicure sets and instruments	29 019	437 652	157 694	1 224 048
8214900000	Other articles of cutlery	171 192	712 519	247 907	1 161 845
8215100000	Spoons, forks, ladles, skimmer, cake serv. & fish knives sets of assort	2 586	79 045	3 180	214 776
8215200000	Similar kitchen and tableware, other sets of assorted articles	231 516	1 640 325	399 535	2 528 081
8215910000	Similar kitchen and tableware plated with precious metal	785	20 222	2 923	51 616
8215990000	Other similar kitchen and tableware	642 010	4 938 867	1 085 128	9 618 751
8301100000	Padlocks	713 774	5 524 592	1 131 740	9 803 005
8301200000	Locks of a kind used for motor vehicles	206 259	1 720 679	2 180 702	18 336 341
8301300000	Locks of a kind used for furniture	417 124	3 475 202	561 782	4 820 508
8301400000	Other locks	1 177 102	7 734 245	2 430 577	17 216 380
8301500000	Clasps and frames with clasps, incorporating locks	7 954	132 202	137 963	1 249 792
8301600000	Parts of padlocks and lock	307 656	4 501 871	2 049 013	27 253 565
8301700000	Keys presented separately	16 805	109 540	81 920	396 379
8302100000	Hinges	1 850 343	16 108 546	6 765 677	29 434 895
8302200000	Castors	395 021	4 346 578	569 518	6 611 499

I.3. IMPOR MENURUT KOMODITI / IMPORT BY HS COMMODITY
***** OKTOBER/OCTOBER 2011 *****

HS	Uraian Komoditi Commodity Description	Berat Bersih / Net Weight (Kg)		Nilai / Value C.I.F (US\$)	
		Bulan ini Current Month	Kumulatif Cum.Jan. to date	Bulan ini Current Month	Kumulatif Cum.Jan. to date
8302300000	Oth mountings, fittings and similar articles suitable for motor vehic	563 029	4 104 952	4 584 801	30 067 597
8302413010	Hasps ; suitable for buildingsuitable for building	320 313	2 345 599	308 183	2 275 920
8302413090	Bolts, hooks, eyes and staplesuitable for building	112 626	1 138 899	129 319	1 769 374
8302419000	Other mountingsuitable for building	1 190 642	9 313 687	1 807 139	14 892 287
8302421000	Bolts and haspsuitable for furniture	5 157	157 915	23 274	475 710
8302429000	Other Mounting ; suitable for furniture	1 457 765	13 580 425	3 101 530	27 912 915
8302491000	Mounting of a kind suitable for saddlery	168	35 429	1 859	328 912
8302499000	Other mounting ; oth than of a kindsuitable for saddlery	378 921	5 669 151	589 058	11 266 016
8302500000	Hat-racks,hat-pegs, bracketsand similar fixtures	204 857	1 171 178	545 496	3 839 899
8302600000	Automatic door closers	83 657	672 408	158 728	2 628 869
8303000000	Armoured/reinforced safes, strong-boxesand doors and safe depos	314 011	3 097 618	681 878	6 358 788
8304001000	Filing cabinets or card-index cabinets	47 344	515 705	108 946	931 434
8304002000	Office or desk equipment of copper orof lead	0	100 998	0	572 090
8304009000	Other similar office or desk equipment	151 158	1 845 863	433 253	5 848 096
8305101000	Fittings for double loop wire bindersdouble loop wire binders	70 294	621 866	144 607	1 492 779
8305109000	Fittings for loose-leaf binders or filesoth than double loop wire bin	110 449	960 522	199 798	1 755 941
8305200000	Staples in strips	234 993	2 348 476	422 528	3 537 594
8305900000	Letter coners, paper clips, indexingtagsoffice articles	294 990	2 233 875	756 471	6 373 964
8306101000	Bells for cycles	5 180	95 450	7 381	203 573
8306102000	Bells, gongs and the like, of copper	0	291	0	3 593
8306109000	Bells, gongs and the like,oth than of copper	3 611	26 864	28 477	151 723
8306210000	Statuetes and other ornamenplated with precious metal	0	3 445	0	26 130
8306291000	Statuetes and other ornamen, of copperor lead	551	9 001	3 753	22 543
8306299000	Statuetes and other ornamen, of oth thancopper or lead	4 336	105 037	15 668	412 656
8306301000	Photograph, picture or similar frames;mirrors : of copper	0	4 955	0	12 359
8306309000	Photograph, picture or similar frames;mirrors : of oth than copper	61 433	323 636	237 425	946 735
8307100000	Flexible tubing of base metal, withor without fitting of iron or ste	291 630	1 835 957	2 750 543	13 751 995
8307900000	Flexible tubing of base metal, with orwithout fitting of other base	18 606	167 716	83 845	1 140 961
8308100000	Hooks,eyes&eyelet o base metal of a k.used f cloth,footwear,awni	240 889	2 644 208	2 978 531	28 923 572
8308200000	Tubular/bifurcated rivets of bs metalof a kind used for clothing,for	33 480	409 020	629 757	4 781 520
8308901000	Beads of base metal	42 761	570 648	407 992	3 403 031
8308902000	Spangles of base metal	82	36 690	1 555	436 592
8308909000	Other clups and parts	421 447	3 957 679	3 457 066	29 893 732
8309100000	Crown corks of packing accessoriesof base metal	21 323	89 294	132 359	354 147
8309901000	Capsules for bottles of base metal	7 078	45 282	41 167	335 222
8309902000	Top ends of alum. cans of base metal	341 371	3 342 857	2 023 208	17 000 489
8309903000	Other caps for cans of base metal	186 856	1 628 411	619 649	5 017 798
8309904000	Bungs for metal drums; bung covers;seals;case corner protectors	22 291	311 859	157 181	1 931 104
8309905000	Oth packing accessories, of aluminium	112 690	542 861	636 512	5 106 153
8309909000	Oth packing accessories, of base metal	84 029	1 082 200	712 829	8 807 163
8310000000	Sign , name, address and similar plates,numbers, and oth symbols,	15 452	189 153	280 460	2 706 381
8311101000	Coated electrodes of base metal,for electric arc-welding : In rolls	212 542	3 432 049	3 473 715	13 173 840
8311109000	Coated electrodes of base metal,for electric arc-welding. In oth th:	1 075 647	19 420 514	2 032 360	29 793 428
8311201000	Cored wire of base metal, for electric arc-welding : In rolls	332 665	6 367 978	711 343	9 576 146
8311209000	Cored wire of base metal, for electric arc-welding : In oth than roll	110 142	1 815 752	276 820	7 078 886
8311301000	Coated rods & core wire of base metalfor sold,braz/welding by flar	748 721	5 559 993	2 825 076	20 881 232
8311309000	Coated rods & core wire, base metal,for sold,braz/weld by flame in	548 344	7 157 287	1 915 464	19 346 935
8311900000	wire and rods, of agglomerated basemetal powder, used for metal	250 547	2 068 622	833 522	9 326 366
8401100000	Nuclear reactors	6	28 023	131	172 336
8401200000	Machin and app for isotopic separation,and parts thereof non-irra	72	11 836	5 180	510 969
8401300000	Fuel elements (cartridges),	0	3 510	0	205 406
8401400000	Parts of nuclear reactors	2	173	387	4 529
8402111000	Watertube boiler electric with a steamproduction exceeding 45 to	260 171	3 720 028	686 358	11 397 861
8402112000	Watertube boiler not electric with asteam production exceeding 4	85	2 030 299	1 263	8 923 856
8402121100	Watertube boilers elect. with a steam15 tons <= steam prod.< 45t	838 596	6 547 571	2 856 747	22 920 584
8402121900	Watertube boilers electric with asteam prod < 15 tons /hours	691 038	5 023 648	2 426 450	15 983 596
8402122900	Watertube boilers not electric with a15 tons <= steam prod.< 45tc	43 578	348 910	172 349	863 740
8402191100	Electric boilers with a steamprod.< 15 tons/hours	0	108 058	0	680 444
8402191900	Oth vapour elect generating boilers,inclhybrid boilers, steam prod.	307 840	1 740 193	610 604	4 193 942
8402192100	Oth not-elect generating boilers,inclhybrid boilers, steam prod >15	0	350 837	0	1 595 454
8402192900	Oth not-elect generating boilers,inclhybrid boilers, steam prod<=1	21 170	1 384 883	58 250	6 906 838
8402201000	Electric super heated water boilerselectrically operated	4	142 281	16	232 286
8402202000	Electric super heated water boilers not electrically operated	0	709 078	0	3 093 708
8402901000	Boiler bodies or shellsgenerating boilers	585 035	5 234 019	6 001 165	17 207 928
8402909000	Other parts of steam or other vapourgenerating boilers	774 436	15 012 719	2 082 488	67 859 922
8403100000	Boilers of central heating boilers otherthan those of heading 84.02	1 023 111	2 363 890	6 655 828	13 887 066
8403901000	Boiler bodies or shells central heatingboilers oth than those of hea	5 161	974 845	31 199	7 882 579
8403909000	Other part of central heating boilersoth than those of heading 84.(159 632	10 365 318	361 065	28 371 895
8404101010	Soot remover for use with boilers ofheading 84.02	6 378	156 537	89 060	1 190 100
8404101090	Oth auxiliary plant for use with boilersof heading 84.02	542 923	21 424 543	2 564 348	92 437 957
8404102000	Oth auxiliary plant for use with boilersof heading 84.03	432 394	1 506 524	2 570 436	9 733 816

I.3. IMPOR MENURUT KOMODITI / IMPORT BY HS COMMODITY
***** OKTOBER/OCTOBER 2011 *****

HS	Uraian Komoditi Commodity Description	Berat Bersih / Net Weight (Kg)		Nilai / Value C.I.F (US\$)	
		Bulan ini Current Month	Kumulatif Cum.Jan. to date	Bulan ini Current Month	Kumulatif Cum.Jan. to date
8404200000	Condensers for steam or other vapour power units	53 352	2 409 937	380 356	29 814 563
8404901100	Boiler bodies or shells of goods of subheading 8404.10.10 :	0	1 648	0	19 111
8404901900	Part other than boiler bodies or shells of goods of subheading 8404.1	22	158 045	11 129	819 727
8404902900	Part other than boiler bodies or shells of goods of subheading 8404.1	11 405	167 058	21 945	642 505
8404909000	Other parts of auxiliary machinery for use with boilers	2 005 685	10 480 857	9 320 740	71 938 228
8405100000	Producer gas/water gas generators, with or without purifiers; acety	195 264	1 203 479	2 048 918	10 001 272
8405900000	Parts of producer gas or water generators	2 459	537 849	374 616	10 682 412
8406100000	Turbines for marine propulsion	564	26 672	1 500	2 480 660
8406810000	Turbines other than marine propulsion of an output exceeding 40 MW	2 934 735	24 123 496	28 061 715	178 911 823
8406820000	Turbines other than marine propulsion of an output not exceeding 40	447 582	1 818 860	2 756 537	24 276 692
8406900000	Parts of steam turbines and parts	637 398	10 725 059	4 473 824	142 905 322
8407100000	Spark-ignition reciprocating piston engines for aircraft	1 037	92 829	2 550 813	47 733 452
8407210000	Outboard motors, marine propulsion engines	188 652	1 101 542	5 540 970	30 566 432
8407291000	Spark-ignition reciprocating piston engine for other marine prop engine, output	193 669	1 306 592	1 038 411	6 510 451
8407299000	Spark-ignition reciprocating piston engine for other marine prop engine, output	39 901	105 061	1 440 154	3 316 961
8407310000	Reciprocating piston engine of vehicle of chapter 87, capacity <= 50	127	48 486	2 824	136 225
8407320000	Reciprocating piston engine of vehicle of chapter 87, > 50 cc < capacity	326 380	2 599 879	3 156 445	23 251 362
8407330000	Reciprocating piston engine of vehicle of chapter 87, > 250 cc < capacity	0	17 400	0	107 926
8407341000	Piston engine for pedestrian controlled tractors, cylinder capacity <=	5 460	49 437	145 928	1 197 751
8407342000	Reciprocating piston engine of vehicle of heading 87.01	0	653	0	15 577
8407343000	Spark ignition reciprocating piston engine of acyl. capa exc. 1000 cc for vhc.	6 703	50 117	185 600	1 276 013
8407349000	Piston engine of a capacity exc. 1000 cc for tractors, vhc. of hd 87	1 171 158	11 827 073	9 090 171	85 205 409
8407901000	Oth spark-ignition reciprocating piston engine of a power not exceeding 18.6	444 090	6 970 228	1 784 584	24 930 516
8407902000	Oth spark-ignition reciprocating piston engine power > 18.65 kw and <= 22.	2	134 021	177	391 645
8407909000	Oth spark-ignition reciprocating piston engine of a power > 22.38kw (30hp)	70 892	1 078 145	396 609	2 958 764
8408104000	Compress-ignition piston engine for marine propulsion of a power not exc	692 190	6 553 179	2 170 902	25 043 446
8408109000	Compress-ignition piston engine for marine propulsion of a power exceed	220 646	1 823 924	5 362 891	36 649 824
8408201100	Compress-ignition piston engines for vehicles 8701.10, output <= 60 kw	0	13 395	0	24 938
8408201200	Compress-ignition piston engine other than for vehicles 8701.10, output <= 60kw, fu	534 100	3 727 611	602 285	6 040 630
8408201900	Compress-ignition piston engines for vehicles 87, not fully assembled, or	1 031	82 332	121 399	2 332 289
8408209100	Compress-ignition piston engines for vehicles 8701.10, other than output not exc	1 146	37 048	31 869	1 091 626
8408209200	Compress-ignition piston engine other than for vehicles 8701.10, other than output <= 60kw	802 829	7 619 222	12 766 273	126 994 983
8408209900	Compress-ignition piston engines other than for vehicle 8701.10, other than output <= 60kw	91 597	1 081 684	1 019 255	10 851 658
8408901010	Compress-ignition piston engine for earth moving mach. of an output not	0	9 475	0	25 787
8408901020	Compress-ignition piston engine, railway loc/tramway vhc. of output not	0	6 892	0	257 773
8408901090	Compress-ignition piston engine other than for earth moving mach, railway loc. output	823 804	11 954 639	1 774 681	19 958 670
8408905010	Compress-ignition piston engine for earth moving mach. of an output exc.	657 887	3 732 157	10 090 891	57 690 748
8408905090	Compress-ignition piston engine other than for earth moving mach, railway loc. an ou	358 150	2 889 117	4 170 258	31 126 794
8408909100	Compress-ignition piston engine for earth moving mach other than output > 100kw,	105 172	863 620	1 601 430	14 177 954
8408909200	Compress-ignition piston engine for railway loc/tramway vhc. other than output > 100kw, &	10 200	11 670	180 000	238 988
8408909900	Compress-ignition piston engine other than for earth moving mach rail loc. other than output exc.	1 506 613	21 682 723	5 214 779	40 705 770
8409100000	Parts suitable for aircraft engines	75	11 975	16 720	446 459
8409911100	Carburetors & parts thereof for earth moving machinery, spark-ignition	25 475	159 493	612 756	3 181 739
8409911200	Cylinder blocks for earth moving machinery, spark-ignition	2 272	140 879	30 376	1 731 313
8409911300	Cylinder liners for earth moving machinery, spark-ignition	2 006	37 155	40 885	624 273
8409911400	Heads and head cover for earth moving machinery, spark-ignition	27 120	241 404	152 039	2 280 255
8409911500	Pistons for earth moving machinery, spark-ignition	23 006	446 512	542 091	4 630 267
8409911600	Piston rings, gudgeon pins for earth moving machinery, spark-ignition	12 548	126 565	198 035	2 383 496
8409911900	Other parts suitable for earth moving machinery, spark-ignition	53 507	373 695	343 615	2 997 478
8409912100	Carburetors & part thereof for vehicles of 87.01, power <= 22.38 kw,	558	6 220	542	130 078
8409912200	Cylinder blocks for vehicle of heading 87.01 power <= 22.38 kw, spark-	5 436	63 606	66 467	459 285
8409912300	Cylinder liners for vehicle of heading 87.01 power <= 22.38 kw, spark-i	601	3 920	17 930	50 574
8409912400	Heads and head cover for vehicles of 87.01 power <= 22.38 kw, spark-	735	12 665	102 845	689 538
8409912500	Pistons for vehicles of 87.01, power <= 22.38 kw, spark-ign	459	21 287	23 929	512 153
8409912600	Piston rings & gudgeon pins for vehicles of 87.01, power <= 22.38 kw, :	614	4 355	6 562	35 643
8409912900	Other parts suitable for vehicles 8701, power <= 22.38 kw, spark-ign	2 010	96 485	19 533	530 707
8409914100	Carburetors and parts thereof for vehicles 87.11, spark-ignition	251 481	2 495 368	10 315 522	105 360 856
8409914200	Cylinder blocks, crank cases for vehicles 87.11, spark-ignition	215 433	1 853 968	2 110 358	18 990 164
8409914300	Cylinder liners for vehicles 87.11, spark-ignition	6 294	63 755	32 290	160 626
8409914400	Heads and head cover for vehicles 87.11, spark-ignition	100 848	1 470 949	4 223 963	47 452 557
8409914500	Pistons for vehicles 87.11, spark-ignition	59 377	440 221	375 333	4 019 190
8409914600	Piston rings and gudgeon pins for vehicles 87.11, spark-ignition	11 757	181 631	427 623	4 875 331
8409914900	Other parts suitable for vehicles heading 87.11, spark-ignition	316 796	3 097 873	8 611 149	82 250 213
8409915100	Carburetors and parts thereof for other vehicles of chapter 87, spark-	48 726	576 311	1 094 072	10 672 043
8409915200	Cylinder blocks, crank cases for other vehicles of chapter 87, spark-ign	778 722	9 012 558	9 006 258	97 204 973
8409915300	Cylinder liners for other vehicles of chapter 87, spark-ignition	24 774	191 686	52 604	745 881
8409915400	Heads and head cover for other vehicles of chapter 87, spark-ignition	63 240	744 130	775 264	9 325 234
8409915500	Pistons for other vehicles of chapter 87, spark-ignition	70 053	786 298	1 174 228	13 068 390
8409915600	Piston rings and gudgeon pins for other vehicles of chapter 87, spark-	23 232	478 879	1 729 113	12 827 605
8409915900	Other parts suitable for vehicles for other vehicles 87, spark-ignition	938 895	8 273 037	16 066 539	127 357 823
8409916100	Cyl. block, crank case, marine prop engine, power <= 22.38kw for vssl	2 174	15 175	7 333	44 954

I.3. IMPOR MENURUT KOMODITI / IMPORT BY HS COMMODITY
***** OKTOBER/OCTOBER 2011 *****

HS	Uraian Komoditi Commodity Description	Berat Bersih / Net Weight (Kg)		Nilai / Value C.I.F (US\$)	
		Bulan ini Current Month	Kumulatif Cum.Jan. to date	Bulan ini Current Month	Kumulatif Cum.Jan. to date
8409916200	Piston for marine propuls eng, power<=22.38 kw for vscls of 89, sp	0	820	0	8 230
8409916300	Oth.for vscls chapt.89,marine propl engof a power <= 22.38 kw, sp	6 891	158 243	88 243	2 743 627
8409916400	Cyl.block,crank cases,marine propls engpower>22.38kw for chapt	348	6 799	24 641	327 361
8409916500	Pistons for marine propuls eng.of power>22.38 kw for vscls of 89,s	1 609	13 651	78 444	645 442
8409916600	Oth.for chapt.89 for marine propuls eng,of a power>22.38 kw, spa	9 743	203 590	196 222	1 870 462
8409917100	Carburettors & parts thereof for othenines, spark-ignition	12 310	71 208	22 189	331 927
8409917200	Cylinder block for oth eng,spark-ign	211 478	1 527 650	421 929	3 429 062
8409917300	Cylinder liner for oth eng,spark-ign	19 892	183 699	294 716	2 134 028
8409917400	Heads and head cover for oth engines,spark-ignition	60 212	429 349	272 242	2 890 959
8409917500	Pistons for oth engines,spark-ignition	49 169	449 928	880 837	9 807 510
8409917600	Piston rings and gudgeon pins for othenines, spark-ignition	4 030	28 989	47 084	574 430
8409917900	Oth parts for oth engines,spark-ignition	407 762	3 851 763	2 496 246	27 206 093
8409991100	Carburettors & parts thereof for earthmoving machinery, comp-ig	3 575	37 066	131 286	1 128 848
8409991200	Cylinder blocks for earth moving mach,comp-ignition	3 998	85 461	210 594	2 300 694
8409991300	Cylinder liners for earth moving mach,comp-ignition	687	43 640	14 131	341 802
8409991400	Heads and head cover for earth movingmachinery, comp-ignition	44 666	462 578	1 358 522	12 190 499
8409991500	Pistons for earth moving machinery,comp-ignition	12 984	117 684	275 406	2 164 057
8409991600	Piston ring & gudgeon pin for earth movemachinery, comp-ignitio	4 350	65 319	106 413	1 200 616
8409991900	Oth parts suitable for earthmoving machinery, comp-ignition	70 263	1 211 297	625 425	8 284 327
8409992100	Carburettors&part thereof for vehiclesof 87.01 comp-ignition	2 984	69 015	3 348	70 271
8409992200	Cylndr blocks for vehicles of 87.01comp-ignition	10 330	311 467	12 805	346 496
8409992300	Cylndr liners for vehicles of 87.01comp-ignition	26	26 221	1 134	92 722
8409992400	Heads and head cover for vhcls of 87.01comp-ignition	16 297	29 669	40 793	299 501
8409992500	Pistons for vehicles of 87.01,comp-ignition	652	20 680	1 425	74 348
8409992600	Piston ring&gudgeon pin for vhcls of87.01 comp-ignition	24	99 734	1 136	58 792
8409992900	Oths parts suitable for vhcls 87.01,comp-ignition	17 328	340 004	141 616	628 875
8409994100	Caburettors and parts thereof for othvehicles of chapter 87, comp	28 387	1 439 440	374 981	19 631 982
8409994200	Cylinder blocks for oth vhcls of chapt87, comp-ignition	152 414	3 097 297	2 411 673	44 119 467
8409994300	Cylinder liners for oth vehicles ofchapter 87,comp-ignition	18 281	246 280	202 339	1 921 077
8409994400	Heads and head cover for vehicles ofchapter 87,comp-ignition	50 526	1 808 932	813 056	25 368 852
8409994500	Pistons for oth vehicles ofchapter 87,comp-ignition	58 062	569 220	522 237	5 062 659
8409994600	Pistons ring & gudgeon pins for vhcls ofchapter 87, comp-ignition	49 762	541 048	675 587	9 767 056
8409994900	Oth parts suitable for vehicles foroth vehicles 87, comp-ignition	754 845	9 277 673	13 505 875	141 684 161
8409995100	Cyl.block,crank case,marine propuls.eng.power<= 22.38kw for vscl	1	67	2	292
8409995200	Piston for marine propul eng of power<=22.38 kw for vscls of 89,ci	0	1 920	0	5 239
8409995300	Oth.for vscls chapt.89,marine propul engof a power<= 22.38 kw, ci	1 657	38 518	6 154	150 893
8409995400	Cyl.block,crank cases,marine propuls engof power>22.38kw for vs:	0	5 466	0	46 679
8409995500	Pistons for marine propuls eng.of power> 22.38 kw for vscls of 89,	534	15 496	1 996	368 227
8409995600	Oth.for vscls,chap89,marine propuls engof a power>22.38 kw, con	10 194	463 827	72 156	2 314 850
8409996100	Carburettors & parts thereof for othenines, comp-ignition	14 603	155 656	207 658	861 187
8409996200	Cylinder blocks for oth engines,comp-ignition	17 842	181 817	555 449	3 659 732
8409996300	Cylinder liners for oth engines,comp-ignition	34 869	346 052	346 990	3 660 539
8409996400	Heads and head cover for oth engines,comp-ignition	353 732	6 436 645	581 312	12 166 874
8409996500	Pistons for oth engines, comp-ignition	30 805	443 839	614 882	4 118 467
8409996600	Piston rings and gudgeon pins for othenines, comp-ignition	15 971	162 654	239 517	1 884 716
8409996900	Oth parts for oth engines,comp-ignition	612 769	6 126 656	6 803 687	64 626 522
8410110000	Hydraulic turbine&water wheels of power<= 1,000 kw	25 015	325 280	41 993	1 205 167
8410120000	Hydraulic turbines and water wheels of apower>1,000 kw but not	0	323 199	0	2 625 318
8410130000	Hydraulic turbines and water wheels ofa power exceeding 10,000	0	29 628	0	4 298 339
8410900000	Parts hydraulic turbines, water wheels,including regulators	26 771	434 574	112 397	7 337 722
8411110000	Turbo-jets of a thrust not exceed 25 kn	71 974	285 578	1 532 419	6 255 369
8411120000	Turbo-jets of a thrust exceeding 25 kn	8 615	49 215	15 707 930	31 701 332
8411210000	Turbo-propellers of a power not exceed1,100 kw	7 504	121 210	313 601	2 962 073
8411220000	Turbo-propellers of a power exceeding1,100 kw	2 820	10 677	27 390	373 619
8411810000	Oth gas turbines of a power not exceed5,000 kw	254 057	305 416	26 203 600	33 870 571
8411820000	Oth gas turbines of a power exceeding5,000 kw	936 515	1 783 263	30 019 726	96 766 224
8411910000	Parts of turbo-jets/turbo-propellers	2 233	6 016	480 104	1 471 820
8411990000	Oth parts of gas turbines	172 299	1 306 597	21 120 168	162 589 769
8412100000	Reaction engines oth than turbo-jets	5 790	129 665	121 517	2 495 251
8412210000	Hydraulic power engines and motorswith linear acting (cylinders)	120 369	1 465 776	1 685 994	17 815 985
8412290000	Oth hydraulic powerengines and motors	364 728	2 967 944	3 451 556	41 879 537
8412310000	Linear act (cylinders), for pneumaticpower engines and motors	14 199	144 058	342 738	3 108 737
8412390000	Oth linear acting (cylinders) forpneumatic power engines and mot	56 877	342 735	473 046	3 598 810
8412800000	Oth engines and motors	1 039 677	3 216 129	14 170 829	25 384 068
8412901000	Parts of reaction engines of subhead8412.10.00	55	8 100	5 722	96 620
8412909000	Oth parts of power engines & motors	77 076	3 976 375	978 142	58 488 264
8413110000	Pump fitted/design to a measu device fordispnsng fuel/lubric,usec	45 044	541 432	466 448	7 160 589
8413191000	Pumps fitted/designed to a measuringdevice electrically operated	123 115	1 554 177	1 939 819	23 552 017
8413192000	Pumps fitted/designed to a measuringdevice and not electrically o	8 568	445 949	620 649	5 474 795
8413201000	Water pump for hand pump,oth than thoseof subheading 8413.11	59 222	365 417	273 292	1 509 150
8413209000	Oth hand pumps, oth than thoseof subheading 8413.11or 8413.19	33 621	385 763	158 537	2 080 036

I.3. IMPOR MENURUT KOMODITI / IMPORT BY HS COMMODITY
***** OKTOBER/OCTOBER 2011 *****

HS	Uraian Komoditi Commodity Description	Berat Bersih / Net Weight (Kg)		Nilai / Value C.I.F (US\$)	
		Bulan ini Current Month	Kumulatif Cum.Jan. to date	Bulan ini Current Month	Kumulatif Cum.Jan. to date
8413301100	Fuel,lubric.,cool medium pump,earth movemach/motor vhcle, rec	219 563	2 908 546	5 659 237	125 986 147
8413301900	Fuel,lubric.,cool medium pump,earth movemach/motor vhcil,not r	783 771	7 818 854	14 282 976	126 593 283
8413309100	Oth fuel,lubric,cool medium pumps,intercombust piston eng recip	6 913	239 853	156 565	4 458 987
8413309900	Oth fuel,lubric,cool medium pumps,intercombust piston eng oth re	261 498	1 986 712	3 330 631	31 052 958
8413401000	Concrete pumps, electrically operated	76 948	365 794	1 309 314	3 955 577
8413402000	Concrete pumps, not electric operated	0	81 638	0	493 316
8413501000	Oth reciprocating positivedisplacement pumps, electric operated	684 429	1 315 118	4 013 157	19 582 451
8413502000	Oth reciprocating positivedisplacement pumps,not electric operat	122 494	676 896	3 226 366	14 239 018
8413601000	Oth rotary positive displacement pumps, electrically operated	135 234	1 501 885	1 573 307	11 292 810
8413602000	Oth rotary positive displacement pumps, not electrically operated	51 207	515 408	612 539	4 667 340
8413701000	Single stage,water pump for belt driveror direct coupling	357 653	3 472 317	1 264 127	17 511 541
8413702200	Impulse-turbo water pumps of < 100 w&electrically operated for t	547	56 121	29 623	437 237
8413702900	Impulse-turbo water pumps of a capacity>100w electric operated	953 925	9 020 371	10 638 654	97 338 604
8413703000	Oth centrifugal pumps not electricallyoperated	558 065	1 967 998	3 469 712	15 860 378
8413811000	Oth pumps, electrically operated	412 241	5 148 340	3 588 278	41 826 505
8413812000	Oth pumps, not electrically operated	538 598	6 853 454	2 817 304	28 867 705
8413821000	Liquid elevators, electrically operated	226 664	2 448 475	1 734 646	12 990 473
8413822000	Liquid elevators,not electric operated	121 299	555 108	431 995	3 717 354
8413911000	Parts of pumps of subheading 8413.20.10	46 884	247 117	582 689	2 777 934
8413912000	Parts of pumps of subheading 8413.20.90	10 657	320 196	239 915	1 910 962
8413913000	Parts of pumps of subheading 8413.70.10	72 671	410 352	437 597	4 630 834
8413914000	Parts of pumps of oth centrifugal pumps	91 453	1 067 994	1 940 144	17 168 093
8413915000	Parts of oth pumps,electric operated	1 612 134	13 616 213	5 138 215	61 365 354
8413919000	Parts of oth pumps,not electric operated	235 558	2 125 135	4 514 342	37 231 825
8413921000	Part of liquid elevator,electric operate	655 144	2 448 251	483 281	2 370 504
8413922000	Part of liquid elevators, nonelectrically operated	2 469	44 783	69 998	453 882
8414101000	Electrically operated, vacuum pumps	366 084	1 171 320	4 152 413	15 551 039
8414102000	Not electrically operated, vacuum pumps	12 758	252 993	152 046	1 545 401
8414201000	Bicycle pump,hand/foot operated air pump	97 697	786 046	131 198	1 063 773
8414209000	Oth than bicycle pump,hand/foot operatedair pumps	72 440	865 164	239 587	3 292 507
8414301000	Compressor, capacity>21kw/hourhaving displace/revolution >220	870 173	7 109 236	4 428 567	37 859 925
8414309000	Compress,oth.capacity>21kw/hour,have displace/revolution > 220	4 933 067	50 605 574	19 739 432	169 492 584
8414400000	Air compressors mounted on a wheeledchasis for towing	563 980	6 312 690	2 319 842	26 987 636
8414511000	Table fans & box fan with a self contelectric motor of an output <=	8 745	118 152	63 120	791 798
8414519000	Oth than table fan box fan wth self contelectric motor of an outpu	25 981	423 415	172 332	2 506 762
8414591000	Oth fans of a capacity <= 125 kw	85 680	722 235	564 169	6 297 371
8414599000	Oth fans oth of a capacity <= 125 kw	339 624	1 686 571	2 382 563	15 961 524
8414601000	Hoods having a max horizontal side notexceeding 120 cm, fitted w	55 761	617 660	239 764	2 678 225
8414609000	Hoods having a max horizontal side notexceed 120 cm,not fitted w	34 107	444 735	177 637	2 732 766
8414801100	Hoods having a maximum horizontal sideexceeding 120 cm, fitted	25 020	85 597	2 182 975	2 565 848
8414801200	Hoods having a maximum horizontal side>120cm,not fitt with filte	21 991	550 251	195 375	3 943 450
8414801900	Hoods have a max horizontal side>120cmnot fitt with filt oth than	3 992	15 647	9 393	88 531
8414803000	Free piston generators for gas turbines	46 912	262 818	529 160	4 771 990
8414804100	Gas compr modul for use in oil drill oththan those of subhd 841430	0	618 818	0	12 203 114
8414804200	Oth than gas compres,capacity>21kw/hourdisplace/revolution > 2	108 680	1 439 444	4 053 812	38 320 333
8414804900	Oth than gas compres,oth capa>21kw/hourhave a displace/revolu	395 444	3 841 524	6 982 785	46 544 535
8414805100	Electrically operated, air pumps	136 216	781 558	4 281 391	10 432 394
8414805900	Not electrically operated, air pumps	14 548	88 655	81 041	848 792
8414809110	Electrically operated,blowers & the like	288 174	2 556 901	1 963 711	28 427 762
8414809190	Electrically operated, oth thanblowers & the like	79 725	1 923 942	686 057	19 355 108
8414809900	Oth air pumps, not electrically operated	1 278	162 807	54 813	2 738 168
8414901100	Parts of pumps/compressors,of electricoperated equipment	395 929	2 979 240	3 013 010	29 573 399
8414901200	Parts of electric operated equipment ofsub headings 8414.60/8414	190 666	1 519 792	5 599 732	43 344 714
8414901900	Oth parts of electrically operatedequipment	1 110 402	10 481 999	3 000 643	29 850 258
8414909100	Parts of non electric operated equip ofsubheading 8414.10, 8414.1	5 878	253 529	22 791	777 561
8414909900	Oth parts of non electrically operatedequipment	265 199	2 857 979	984 815	20 294 100
8415100000	Air conditioning mach, windows/wall tyesself-contained/"split sys	5 495 926	44 874 798	34 021 079	275 619 445
8415811100	Inc.refri, reversible heat pump,used inaircraft of an output <= 21.10	31 956	390 175	234 817	2 778 799
8415811200	Inc.refri,reverse heat pump,used in aircraft output>21.10kw,air flo	0	262 844	0	1 245 708
8415811900	Inc.refri,reverse heat pump,used in aircraft oth.of output >21.10kw	3 601	67 468	14 291	679 067
8415812000	Inc.refri,reverse heat pump,used in rilway rolling stock	0	2 084	0	6 083
8415813000	Inc.refri.reverse heat pump of road invehicles oth those of subhd 8	1 307	5 386	29 865	148 182
8415819100	Refri.revrs heat pump,oth.used aircrafrail,road,output>21.10kw,air	13 106	118 753	88 887	1 080 346
8415819900	Refri.revrs heat pump,oth.used aircrafrail,road,output<21.10kw,air	16 582	323 787	179 800	2 844 133
8415821100	Oth,incorp a refrigerat unit of usedaircraft,output>21.10kw,airfl>6	4 024	23 509	60 291	166 227
8415821900	Oth,incorporat.a refri unit of used aircraft oth.output>21.10kw,air	0	63 722	0	1 515 254
8415822000	Oth,incorporating.a refrigerating unitof a kind used in railway rollii	13 470	59 041	743 249	4 751 131
8415823000	Oth,incorporat.a refri unit of a kinduse in road vhcle oth.those sub	333	6 218	10 070	151 433
8415829000	Oth,incorporat.refri unit oth.of a kindused in aircraft,railway,road	381 871	2 461 551	2 607 614	16 399 852
8415831100	Not incorporat.a refri unit of used inaircraft,output>21.10kw,airflv	0	4 637	0	100 585
8415831900	Not inc. a refri unit,used in aircraftoth of output>21.10kw,airflow :	5 193	8 453	25 989	73 895

I.3. IMPOR MENURUT KOMODITI / IMPORT BY HS COMMODITY
 *** OKTOBER/OCTOBER 2011 ***

HS	Uraian Komoditi Commodity Description	Berat Bersih / Net Weight (Kg)		Nilai / Value C.I.F (US\$)	
		Bulan ini Current Month	Kumulatif Cum.Jan. to date	Bulan ini Current Month	Kumulatif Cum.Jan. to date
8415833000	Not incorporat.a refri unit of a kindused in road vhcl oth.those sub	2 561	8 131	7 183	20 186
8415839000	Not incorp a refri unit oth.of a kindused in aircraft,railway,road vel	495 077	3 502 729	2 653 358	19 828 402
8415901200	Chassis/cabinet,welded&paint,parts ofmachines of an output <=	124 886	463 140	356 763	1 890 211
8415901900	Oth chassis/cabinet,welded&paint,partof machines of an outpu	441 630	3 200 950	2 688 605	23 076 188
8415902100	Chassis/cabinet,welded&paint,parts ofmach.of output>21.10 kv	0	308	0	3 098
8415902200	Oth chassis/cabnt,welded&paint,part ofmach.of output>21.10 kw,	6 577	293 678	38 209	828 966
8415902300	Chass/cabinet,welded&paint,part of machof output>21.10 kw,oth	55	792	2 615	12 586
8415902900	Oth.chass/cab,welded&paint,part of machof output>21.10kw,oth	8 557	108 529	53 674	751 503
8415903110	Chas/cab,weld/paint,part of mach output26.38-52.75kw,airflow>6	0	7	0	8 413
8415903190	Cab,weld/paint,part of mach output 26.38-52.75kw,airflow>67.96	7 069	22 997	44 777	221 435
8415903200	Oth cabinet,weld/paint,part of mach ofoutput 26.38-52.75kw,air f	59 979	753 347	289 826	8 952 028
8415903390	Cab,weld/paint,part mach output 26.38-52.75kw,oth airflow>67.9	17	547	678	4 354
8415903900	Oth cab,weld/paint,part mach of output26.38-52.75kw,airflow>67	981	6 933	15 003	92 975
8415904190	Chas/cab,weld/paint,part mach a output>52.75kw,airflow>67.96,c	5	162	235	9 137
8415904200	Oth chas/cab,weld/paint,part of mach ofoutput > 52.75kw,air flow	37 687	822 497	1 081 441	15 552 055
8415904390	Chas/cab,weld/paint,part mach a output>52,75kw,oth airflow>67.	24 219	88 879	42 870	258 905
8415904900	Chas/cab,weld/paint,part mach output>52,75kw,oth airflow>67.9	203 994	1 550 812	1 463 553	10 096 192
8416100000	Furnace burners for liquid fuel	27 303	106 686	191 911	2 079 484
8416200000	Oth furnace burner, includ combinationburners	158 264	1 442 810	3 516 034	23 164 078
8416300000	Mechanical stokers,including their mechgrate,mech ash discharg&	40 053	700 422	118 489	3 148 390
8416900000	Parts of furnaces burners for liquid/solid/gas fuel, mechanical stok	238 663	1 329 277	2 099 412	12 576 910
8417100000	Furnaces & ovens for the roast,melt/othheat treat,of ore,pyrite m	80 806	4 090 332	579 955	23 425 610
8417200000	Bakery ovens,including biscuit oven,nonelectric	131 615	1 168 429	1 791 409	11 639 907
8417800010	Incinerators, non-electric	5 820	718 430	44 236	2 870 784
8417800090	Oth than incinerators, non-electric	185 027	6 084 520	792 423	31 994 740
8417900000	Part furnaces & ovens for the roasting,melting non-electric	805 883	7 985 943	3 922 767	32 243 427
8418101010	Household type, comb refrigrtr-freezecapacity < 230 l	295 156	1 960 232	1 179 652	8 505 202
8418101090	Household type, comb refrigrtr-freezecapacity > 230 l	476 864	4 743 331	2 583 882	24 148 433
8418109000	Comb refrigrtr-freeze fitted with seprtextrnl doors, oth than house	44 651	491 273	299 344	4 366 294
8418210010	Refrigerator,household typ with comprestype of capacity not exce	205 381	1 027 885	763 974	3 844 895
8418210090	Refrigerator,household typ with comprestype of capacity > 230 l	105 875	964 152	571 573	5 526 730
8418290010	Refrigerator,household type oth thancompress type of capacity<=:	0	119 674	0	717 539
8418290090	Refrigerator,household type oth thancompres type of capacity > 2	0	11 873	0	98 853
8418300000	Freezer of the chest type, not exceed800 i capacity	415 388	3 158 660	1 530 642	11 592 452
8418400000	Freezer of the upright type, not exceed900 i capacity	21 967	71 610	250 311	665 498
8418501000	Refrigerating chambers, capacity > 200 l	317 707	2 314 588	1 641 726	10 410 649
8418509000	Refrigerating chambers not exceeding 200capacity	533 415	3 616 954	2 045 938	16 595 524
8418610000	Heat pump oth than ACmachinesof heading 84.15	7 393	66 385	98 453	869 156
8418691000	Beverage coolers	122 362	1 222 397	1 491 110	10 720 152
8418692000	Water chillers with a refrigeratingcapacity of 100,000 i/more	299 722	2 044 994	2 997 491	18 385 023
8418693000	Drinking water coolers	17 849	554 648	136 071	5 003 522
8418695000	Scale ice-maker units	13 852	305 960	151 642	4 325 372
8418699000	Oth refrigrtr/freez equip,oth than heatpump oth than air condition	272 378	2 117 028	1 708 391	15 592 274
8418911000	Part for good,sub 8418.(10,21,29,30,40),furniture to refri/freez	51 262	502 061	218 577	4 315 336
8418919000	Oth parts furniture designed to receivefrigerat/freezing equipme	224 477	1 126 960	1 219 839	8 772 640
8418991000	Evaporators and condensers	515 251	4 206 391	2 372 458	22 005 433
8418992000	Cabinets and doors, welded/painted	404 418	4 939 954	785 914	11 119 984
8418994000	Aluminium rollbonds for sub 8418.10.10,8418.21, 8418.22 and 84	46 330	664 013	236 534	3 348 309
8418999000	Oth part refrig & freezers equipmentelectric/oth	1 012 122	7 333 140	3 815 692	25 826 760
8419111000	Instant gas water heaters,for householdtype, non electric	12 767	417 748	153 742	3 849 120
8419119000	Instant gas water heaters for oth thanhousehold type, non electric	7 315	584 301	77 597	5 759 787
8419191000	Oth instant gas water heaters for household type,non electric	152	45 109	460	146 652
8419199000	Oth instant gas water heaters for oththan household type,non elec	125 970	362 124	1 197 548	4 490 851
8419200000	Medical,surgical/laboratory sterilisers	29 046	387 587	1 689 614	15 347 151
8419311010	Evaporators,dryers for agri products,electrically operated	254 319	492 405	354 164	4 228 300
8419311090	Oth.than evaporators,dryers for agriproducts, electrically operatec	375 227	1 361 837	1 534 419	14 630 865
8419312010	Evaporators,dryers for agri products,non electrically operated	559	4 246	8 891	110 091
8419312090	Oth.than evaporators, dryers for agriproducts,non electrically ope	341	16 110	2 349	222 492
8419321000	For wood, paper pulp, paper/paperboard,electrically operated	385 732	1 920 215	2 445 068	12 418 289
8419322000	For wood, paper pulp, paper/paperboard,non electrically operatec	23 877	129 996	24 049	348 808
8419391100	Machinery by a proces involving heatingfor the printed of electric	4 551	142 838	466 708	4 709 085
8419391900	Oth machinery by a process involvingheatingfor the printed of ele	275 486	3 960 536	2 778 167	38 059 794
8419392000	Machinery by a proces involving heatingfor the printed of not elec	2 759	1 399 241	14 489	11 682 302
8419401000	Distilling/rectifying plantelectrically operated	34 983	505 409	568 263	13 359 985
8419402000	Distilling/rectifying plantnot electrically operated	665	52 973	2 308	1 144 972
8419501000	Cooling towers	315 931	2 405 979	1 228 185	10 440 713
8419502000	Condensers for air conditionersfor motor vehicles	138 175	1 164 985	2 124 280	20 303 454
8419503000	Oth condensers for air conditioners	10 222	215 053	158 564	4 703 451
8419504000	Oth condensers electrically operated	498 549	1 755 455	4 263 576	24 198 402
8419509000	Oth condensers not electricallyoperated	79 397	765 804	1 085 470	12 009 970
8419601000	Machinery for liquefying air/oth gaseselectrically operated	908 778	2 244 224	6 246 221	23 115 028

I.3. IMPOR MENURUT KOMODITI / IMPORT BY HS COMMODITY
***** OKTOBER/OCTOBER 2011 *****

HS	Uraian Komoditi Commodity Description	Berat Bersih / Net Weight (Kg)		Nilai / Value C.I.F (US\$)	
		Bulan ini Current Month	Kumulatif Cum.Jan. to date	Bulan ini Current Month	Kumulatif Cum.Jan. to date
8419602000	Machinery for liquefying air/oth gasesnot electrically operated	77	26 771	5 637	97 444
8419811000	Oth.mach,plant & equip for making hotdrinks/for cook/heat food,	20 423	339 814	228 241	3 411 315
8419812000	Oth.mach,plant&equip for make hot drink/for cook/heat food,not	24 923	326 261	338 767	2 725 078
8419891100	Evaporators for air-conditioning machfor motor vehicles,electrical	93 720	1 109 882	1 475 123	17 683 849
8419891300	Machinery by a proces involving heatingelectr for the manuf of PC	11 310	240 793	437 196	7 812 458
8419891900	Oth mach for making hot drinks/forcooking/heating food,electrica	1 227 629	8 223 120	12 590 130	80 568 953
8419892000	Oth mach for making hot drinks/forcooking/heating food,not elect	366	198 421	40 864	3 917 953
8419901200	Part mach for the treat.matrial by procinvolve heat,print circuit,wi	12 254	308 579	284 021	12 580 024
8419901900	Oth.part mach,the treat.matrial by procinvolve heat,print circuit,w	530 766	4 114 204	3 810 594	39 848 397
8419902000	Part mach,plant/laboratory equipment,of non-electrically operate	67 991	677 992	957 601	8 237 808
8420101000	Apprts.for the app of dry film/liquidphoto resist,etc, calender/oth	995	27 273	16 628	421 060
8420102100	Roller-type ironing mach suitable fordomestic use	13	8 321	66	47 728
8420102900	Wringers suitable for domestic use	213	28 390	6 053	217 583
8420109000	Oth calendering/oth rolling machin	16 413	304 673	158 812	3 779 205
8420911000	Parts cylinders of apparatus for theappl of dry film,liquid photo res	74	384	7 039	18 240
8420912000	Parts cylinders for ironing machinesor wringers suitable for domes	68	241	605	3 362
8420919000	Oth parts cylinders for calenderingor oth rolling machines	2 828	70 618	28 284	1 144 577
8420991000	Oth parts of apparatus for the applicof dry film,liquid photo resist,	829	15 324	97 253	681 197
8420999000	Oth parts for calendering/othrolling machines	9 457	83 884	68 539	1 138 905
8421110000	Centrifuges,including centrifugaldryers for cream separators	19 481	173 372	201 152	4 525 913
8421120010	Clothes-dryers, of capacity notexceeding 30 i	12 010	59 482	71 371	350 828
8421120020	Clothes-dryers, of capacityexceeding 30 i	2 865	38 311	27 012	298 888
8421191000	Centrifuges,including centrifugaldryers for sugar manufacture	28 047	161 044	448 455	3 108 916
8421199000	Oth centrifuges,including centrifugaldryers	23 773	314 031	338 854	6 257 735
8421211100	Filtering machin & appar water electricfor domestic use of a cap <=	88 002	691 929	616 363	5 880 565
8421211900	Oth filter machin& appar water electricof a capacity <= 500 l/h	443 166	1 972 031	3 060 155	19 588 593
8421212100	Filtering machin & apparat water electricfor domestic use of a capac	18 408	196 055	138 093	953 291
8421212900	Oth filter machin& appar water electricof a capacity > 500 l/h	434 977	2 903 375	2 875 234	32 080 038
8421221000	For filter/purify beverages oth thanwater of a capacity <= 500 l/hr	495	5 230	23 235	125 905
8421222000	For filter/purify beverages oth thanwater of a capacity >500 l/hr	210	33 475	9 353	1 406 578
8421231100	Oil filters for earth moving machineryinternal cobustion engines	60 110	656 409	1 034 077	10 746 965
8421231900	Oth oil filters for earth movingmachinery internal cobustion engine:	118 985	671 549	1 609 973	10 118 596
8421232100	Oil filters for motor vehiclesof chapter 87	134 609	1 229 633	1 494 238	13 793 727
8421232900	Oth oil filters for motor vehiclesof chapter 87	61 485	837 133	1 079 937	11 730 744
8421239100	Oil filters for oth earth movingmachin and motor vehicles of chapt	18 759	225 035	229 603	1 720 453
8421239900	Oth oil filters for oth earth movingmachin & motor vehicles of cha	129 652	925 602	2 401 395	13 373 364
8421291000	Filtering/purifying machin & appar formedical/laboratory use	6 423	79 665	245 798	2 698 240
8421292000	Filter/purify mach&apparatus for liquidof a kind used for sugar ma	2 374	7 369	49 860	157 856
8421293000	Filter/purify mach&apparatus for liquidof a kind used in oil drill op	99 428	316 371	810 765	6 749 742
8421294000	Filter/purify mach&apparatus for liquid,petrol filters	1 938	88 315	52 666	1 738 369
8421295000	Filter/purify mach&apparatus for liquidoil filter oth than those sut	5 310	111 945	196 852	1 816 179
8421299000	Oth filtering machinery & apparatusfor liquids not electrically oper	429 057	3 336 672	8 135 700	46 237 555
8421311000	Intake air filters for inter combustionengines for earth moving ma	13 385	160 892	199 156	2 339 142
8421312000	Intake air filters for inter combustionengines for motor vehicles of	161 908	1 334 312	2 661 293	24 910 778
8421319000	Oth intake air filters for internalcombustion engines	74 268	959 176	931 826	12 294 841
8421391000	Laminar flow units oth than intake airfilter for internal cobustion e	31 396	210 200	548 116	3 780 373
8421399000	Oth.laminar flow units oth intake airfilter for internal cobustion eg	890 647	7 291 592	12 890 366	78 907 217
8421911000	Parts of goods of subheading 8421.12,of centrifuges,includ centri	35	122 843	4 485	680 852
8421912000	Parts of goods of subheading 8421.19.10of centrifuges,includ cent	16 581	77 947	729 669	3 412 207
8421919000	Parts of subhd 8421.11.00/8421.19.90of centrifuges,includ centri	10 791	172 711	266 133	3 182 539
8421992000	Parts filter cartridges of filter,subhd8421.23	52 629	280 707	502 184	3 689 617
8421993000	Parts of goods of subheading 8421.31	45 815	606 425	817 499	9 315 331
8421999100	Oth parts of goods of subheading8421.29.20	2 578	33 359	47 096	482 801
8421999200	Oth parts of goods of subheading8421.21.11/8421.21.21	66 482	775 015	481 853	4 178 563
8421999300	Oth part of subhd 8421.31,8421.23.11,8421.23.19,8421.23.91/84	68 545	803 995	1 533 989	15 499 099
8421999900	Oth parts of sentrifugal, includingcentrifugal dryers	712 660	4 938 305	5 632 584	41 740 347
8422111000	Dish washing machin of the household type,electrically operated	695	34 556	1 303	176 744
8422112000	Dish washing machin of the household typenot electrically operate	0	3 234	0	7 327
8422190000	Dish washing machines of the othhousehold type	29 813	186 021	169 669	5 429 030
8422200000	Machinery for cleaning/drying bottlesoth containers	10 899	314 329	176 179	2 749 313
8422300000	Machinery for filling,closing, sealing,or labelling bottles, cans, boxe	443 043	2 287 635	13 349 623	80 317 787
8422400000	Oth packing/wrapping machinery(including heat-shrink wrapping r	391 736	3 406 678	17 470 769	153 481 520
8422901000	Parts of goods of subheading 8422.11	1 353	34 933	30 278	408 266
8422909000	Part goods of subhd 8422 of oth thansubheading 8422.11	67 023	1 051 863	6 255 359	48 114 037
8423101000	Personal weighing machin,including baby&household scales,electr	822	157 154	9 885	539 066
8423102000	Personal weighing machin,including baby& household scales,not e	28 773	531 703	44 948	1 047 638
8423201000	Scales for continuous weighing of goodson conveyors, electrically	51 973	142 144	554 451	3 241 139
8423202000	Scales for continuous weighing of goodson conveyors, not electric	0	51 189	0	187 184
8423301000	Constan weight scales,predetermin weightscales & hopper scales,e	26 451	147 905	574 296	3 232 340
8423302000	Constan weight scales,predetermin weightscales&hopper scales,no	528	37 665	4 472	253 874
8423811000	Oth weighing machinery,max capacity<=30 kg, electrically operate	4 855	258 175	302 674	4 486 180

I.3. IMPOR MENURUT KOMODITI / IMPORT BY HS COMMODITY
 *** OKTOBER/OCTOBER 2011 ***

HS	Uraian Komoditi Commodity Description	Berat Bersih / Net Weight (Kg)		Nilai / Value C.I.F (US\$)	
		Bulan ini Current Month	Kumulatif Cum.Jan. to date	Bulan ini Current Month	Kumulatif Cum.Jan. to date
8423812000	Oth weighing machinery,max capacity<=30 kg, not electrically ope	139 027	1 276 990	194 410	2 327 539
8423821100	Oth.weigh mach,having a maximum weighngcapacity <= 1 000kg,e	2 179	116 078	40 027	692 548
8423821900	Oth.weigh mach,oth.having a max weighngcapacity <= 1 000kg,ele	3 288	117 532	63 910	1 355 955
8423822100	Oth.weigh mach,having a maximum weighngcapacity <= 1 000kg, i	20 561	146 737	32 756	305 350
8423822900	Oth.weigh mach,oth.having a max weighngcapacity <= 1 000kg, nc	10 256	176 325	198 313	884 147
8423891000	Oth weigh mach,oth.capacity exceed 30kgor not but not exceeding	79 048	533 364	476 775	2 586 505
8423892000	Oth weighing mach,oth.capacity > 30kgand <= 5,000 kg,not elect	9 601	295 040	21 253	1 144 928
8423901000	Weighing machine weights	6 244	47 905	77 444	748 866
8423902100	Weighing machin weights,not electricaloperated	47 991	523 203	1 082 543	4 481 008
8423902900	Parts of weighing machinery,electrically electrically operated	31 784	147 816	113 612	698 121
8424101000	Fire extinguishers,whether/not chargedsuitable for aircraft use	0	128	0	4 557
8424109000	Fire extinguishers,whether/not chargedfor oth aircraft use	58 786	663 480	364 943	4 431 895
8424201100	Spray guns & similar appliances foragricult/horticultural,electric op	0	58	0	3 543
8424201900	Spray guns&similar appliances for othagricult/horticultural,electric	5 894	127 523	61 709	1 418 679
8424202100	Spray guns & similar appliances foragricultural/horticultural,not el	0	41 249	0	128 495
8424202900	Spray guns&similar appliances for othagricultural/horticultural,not	7 847	28 832	87 788	175 650
8424301000	Steam/sand blasting machines,electrically operated	175 695	2 091 360	1 245 052	19 365 273
8424302000	Steam/sand blasting machines,not electrically operated	48 828	178 358	438 250	1 383 518
8424811000	Oth.mech appliances for agricultural/hortikultural, drip irrigation s	20 881	291 836	138 425	1 736 732
8424812000	Oth.mech appliances for agricultural/horti,oth drip irrigation syste	55 051	416 795	507 835	1 909 702
8424813000	Oth.mech appliances for agricultural/horti,hand-operated insectici	68 357	824 124	365 632	3 559 288
8424814000	Oth.mech appliances for agricultural/hortikultural, not electically c	51 530	974 519	151 311	3 434 947
8424891000	Hand operated household sprayers ofcapacity not exceeding 3 l	51 301	447 015	152 259	1 748 872
8424892000	Oth appliances oth. agri/horticultural,spray heads with dip tubes	42 241	464 632	319 601	2 372 740
8424894000	Wet processing equipment,by projecting,dispersing/spraying of ch	6 688	55 517	55 959	632 418
8424895000	Oth appliance for projecting,dispersing/spraying liquids/powders/i	33 113	985 808	477 717	9 036 599
8424899000	Oth appliance for projecting,dispersing/spray liquid/powders/fire,i	113 828	943 518	871 807	6 187 015
8424901100	Parts of fire extinguisher,electricallyoperated	4 410	60 803	268 944	1 524 513
8424901900	Parts of fire extinguisher, not electricoperated	78 524	918 338	478 475	6 287 262
8424902100	Parts of spray guns, of good of subhd8424.20.11,electrically ope	1 801	32 915	1 495	144 840
8424902300	Parts of spray gun,oth of good of subhd8424.20.11,electrically ope	4 610	69 081	48 760	586 643
8424902400	Parts of spray gun, of goods of subhead8424.20.11,not electrically	2 591	47 855	23 561	302 561
8424902900	Oth parts of spray guns and similarappliances	29 503	195 694	344 930	2 395 409
8424903100	Parts of steam/sand blasting mach &similar jet projecting mach,el	34 713	430 922	347 557	3 937 034
8424903200	Parts of steam/sand blasting mach &similar jet projecting mach,nc	5 615	121 374	76 935	815 972
8424909100	Parts of oth appliance of subhead8424.81.10/8424.81.20	26	39 518	822	141 650
8424909200	Parts of oth appliance of subhead8424.81.30/8424.81.40	18 107	93 776	56 355	250 869
8424909900	Oth mechanical appliances(whether/nothand operated)	162 556	2 619 091	1 169 249	17 375 992
8425110000	Pulley tackle & hoists oth than skipfor raising vehicles, by electric r	179 467	1 816 933	878 792	14 353 798
8425190000	Pulley tackle & hoists oth than skipfor raising vhcles,oth by electric	477 175	3 446 515	942 613	10 436 645
8425310000	Oth winches; capstans,poweredby electric motor	103 329	903 284	544 874	5 942 112
8425390000	Oth winches;capstans,oth than poweredby oth electric motor	235 072	2 623 070	1 782 159	18 423 298
8425410000	Jacks hoists of built in jacking systemof a type used in garages	58 736	843 250	107 693	2 154 754
8425421000	Jacks used in tipping mechanism forlorries	127 914	829 862	355 219	1 975 615
8425429000	Oth jacks and hoists, hydraulic	662 927	5 261 714	1 480 347	17 978 842
8425491000	Oth jacks;hoists of a kind used forraising vehicles, electrically oper	23 127	369 599	104 743	1 763 246
8425492000	Oth jacks;hoists of a kind used forraising vehicles, not electric ope	126 257	933 918	259 673	4 246 754
8426110000	Overhead traveling cranes on fixedsupport	159 803	8 531 004	1 489 160	47 465 591
8426120000	Mobile lifting frames on tyres andstraddle carries	1 634 706	10 378 313	6 624 677	39 853 831
8426191000	Bridge cranes and gantry cranes	1 516 277	14 060 237	5 653 756	65 303 225
8426199000	Oth bridge cranes and gantry cranes	3 565 246	23 572 692	7 708 532	100 144 147
8426200000	Tower cranes	740 629	3 182 356	1 419 062	7 089 828
8426300000	Portal/pedestal jib cranes	5 471 195	8 626 544	16 144 085	42 340 940
8426410000	Oth machinery,self propelled,on tyres	519 917	11 029 132	4 974 656	68 891 888
8426490000	Oth machinery,self propelled,oth thanon tyres	346 542	4 104 678	1 958 015	24 850 992
8426910000	Oth derricks machin designed formounting on road vehicles	232 383	2 481 867	850 568	8 607 146
8426990000	Oth derricks mach oth designed formounting on road vehicles	331 386	2 561 973	2 737 749	19 974 015
8427100000	Self-propelled trucks powered by anelectric motor	526 114	4 441 698	2 891 543	28 215 247
8427200000	Oth self-propelled trucks	2 102 506	19 846 989	11 161 271	99 259 064
8427900000	Oth trucks	1 050 186	7 077 269	15 886 068	70 092 005
8428101000	Passenger lifts	984 556	9 150 828	3 594 630	33 868 410
8428102100	Oth lifts of a kind used in buildings	110 641	232 925	732 875	1 149 702
8428102900	Oth lifts oth than of a kind used inbuildings	841 720	2 117 348	5 123 308	12 388 730
8428109000	Skip hoists	44 150	400 181	53 003	2 006 015
8428201000	Pneumatic elevators and conveyorsfor agricultural use	11	75 057	232	247 053
8428202000	Automated machines for the transport,handling & storage of PCB/	2 515	123 738	3 862 291	8 132 279
8428209000	Oth pneumatic elevators & conveyors	193 063	1 202 181	2 152 197	13 273 767
8428310000	Oth continuous act elevators &conveyorsspecially designed for un	0	717 412	0	3 169 133
8428321000	Oth continuous act elevators &conveyorsof bucket type,used for a	16 330	46 862	16 837	197 826
8428329000	Oth continuous act elevators &conveyorsof bucket type,oth used f	692 181	6 427 962	2 574 741	20 968 808
8428331000	Oth continuous act elevators &conveyorsof belt type, of agricultur	226	83 455	2 669	728 515

I.3. IMPOR MENURUT KOMODITI / IMPORT BY HS COMMODITY
***** OKTOBER/OCTOBER 2011 *****

HS	Uraian Komoditi Commodity Description	Berat Bersih / Net Weight (Kg)		Nilai / Value C.I.F (US\$)	
		Bulan ini Current Month	Kumulatif Cum.Jan. to date	Bulan ini Current Month	Kumulatif Cum.Jan. to date
8428332000	Automated mach for the transport,hand& storage of PCB/PWBs,br	197 945	338 866	604 256	1 964 261
8428339000	Oth continuous act elevators &conveyors,oth of belt type	170 847	1 286 563	459 320	6 656 905
8428391000	Pneumatic elevators and conveyorsof agricultural type	0	12 554	0	72 797
8428393000	Oth automated machin for transport,hand & storage of PCB/PWBs	29	363 467	110	1 638 116
8428399000	Oth continuous-action elevators &conveyors, for goods/materials	687 640	10 214 492	9 886 823	32 474 701
8428400000	Escalators and moving walkways	1 140 180	5 830 119	2 997 902	13 789 905
8428600000	Teleferics, chair-lifts, ski-draglines;traction mechanisms for funicul	7 782	74 093	32 528	322 616
8428902000	Oth lifting,handling, loading/unloadingmach,hand&storage of PCB	1 458	262 507	180 624	3 905 477
8428909000	Oth mach,oth than lift,handl,load/unloadmach,hand&storage of P	452 248	3 317 461	3 852 309	27 958 523
8429110000	Track laying, bulldozers and angledozers	4 640 686	28 074 518	40 529 808	229 742 767
8429190000	Bulldozer & angledozers oth track laying	1 319 734	8 070 796	13 192 673	78 571 618
8429200000	Graders and levellers	1 528 752	16 774 147	15 627 921	162 212 124
8429300000	Scrapers	3 117	86 643	10 802	991 391
8429401000	Road rollers	841 545	6 517 897	4 017 447	29 481 652
8429403000	Tamping machines	274 066	3 996 476	1 287 318	19 505 528
8429510000	Front-end shovel loaders,mechanicalexcavators and shovelloaders	2 414 440	24 849 174	13 218 509	130 562 086
8429520000	Mach with a 360,revolving super struct,mech shovels,excavators a	30 090 355	208 738 211	156 697 717	1 100 472 326
8429590000	Mech shovels,excavators & shove loaderoth front-end shovel, mac	1 166 572	10 170 081	7 508 788	67 485 877
8430100000	Pile-drivers and pile-extractors	1 910 923	6 549 737	2 026 380	11 813 204
8430200000	Snow-ploughs and snow-blowers	0	62 936	0	499 515
8430310000	Coal/rock cutters and tunnelingmachinery, self-propelled	34 620	377 309	686 555	4 469 039
8430390000	Coal/rock cutters and tunnelingmachinery,oth than self-propelled	110 690	2 480 591	65 423	12 395 957
8430410000	Oth boring/sinking machineryself-propelled	1 881 062	6 658 516	17 473 550	83 476 721
8430491000	Wellhead platforms & integrated producmodules for use in drilling	22 344	2 550 217	806 418	23 426 539
8430499000	Oth wellhead platforms & integrat prodmodules for use in drilling	68 106	3 708 276	937 805	52 277 283
8430500000	Oth moving,grading,levelling,scrapingmachinery, self-propelled	88 762	1 379 239	476 181	14 389 909
8430610000	Tamping/compacting machinery,not self-propelled	3 467	697 635	37 878	4 268 676
8430690000	Oth machinery of hedaing 84.30, notself-propelled	19 883	2 411 149	318 737	9 175 538
8431101300	Parts suitable for of goods of subhead8425.19,8425.39or8425.49,c	73 359	1 051 446	792 314	5 578 395
8431101900	Oth parts suitable for of goods of heading 84.25,electrically operat	13 410	397 992	69 824	4 421 151
8431102200	Part suitable for goods of sub 8425.11,842520,8425.31,8425.41,84	96 249	983 456	312 475	4 226 893
8431102900	Oth parts suitable for of goods of heading 84.25,not electrically op	79 786	692 593	128 873	2 485 982
8431200000	Parts suitable for goods of head 84.27	56 239	971 699	527 941	6 714 949
8431311000	Parts of goods of shd 8428.10.(21,29),8428.10.90,of lift skip hoist/	98 299	2 807 609	263 106	6 013 869
8431312000	Parts of goods of shd 8428.10.10),8428.40.00,of lift skip hoist/esc	107 841	2 025 123	588 905	7 927 635
8431391000	Part suitable for goods sub 8428.20.10,8428.32.10, 8428.33.10/84	25 336	205 633	437 375	2 871 073
8431392000	Parts suitable for goods of subheading8428.90	643	40 633	8 345	708 312
8431394000	Part of auto mach. for trnsport/storageof PCB/PWBs/PCAs	2 396	39 880	11 765	461 402
8431399010	Part of oth lift,handl/load mach,telph/conveyor	555 921	5 664 392	3 077 194	45 715 993
8431399090	Oth parts of machinery of head 84.25	198 325	2 496 515	717 019	27 617 085
8431410000	Buckets, shovels, grabs and grips,ofmach of head 84.26, 84.29/84.	612 599	4 735 677	5 050 524	29 566 497
8431420000	Bulldozer/angledozer blades of machof heading 84.26, 84.29/84.3	219 265	4 457 456	2 115 276	21 827 803
8431430000	Parts of boring/sinking mach of subhead8430.41/8430.49	4 763 584	29 994 343	32 752 535	295 716 055
8431491000	Parts of machinery of heading 84.26	413 088	3 553 024	3 202 156	26 778 955
8431492000	Cutting edges/end bits forscrapers,graders/levellers	2 517 204	18 302 098	5 878 147	45 443 972
8431493000	Parts of road rollers	548 682	2 992 739	2 156 696	15 862 952
8431499000	Oth parts of machinery of heading84.26, 84.29/84.30	10 656 315	82 840 903	65 725 917	560 259 166
8432100000	Ploughs	13 114	36 284	35 410	198 804
8432210000	Disc harrows	2 066	28 218	7 618	97 699
8432290000	Scarifiers, cultivators, weeders, hoesand oths harrows	4 864	69 259	32 050	458 767
8432300000	Seeders, planters and transplanter	7 166	84 991	61 899	522 265
8432400000	Manure spreaders & fertiliser distributo	24 052	96 634	381 515	1 220 424
8432801000	Oth machinery for soil preparation/cultivation;of agricult/horticult	19 123	101 832	167 424	1 759 164
8432802000	Lawn/sports-ground rollers	0	544	0	9 191
8432809000	Oth machinery for soil preparation/cultivation	18 787	159 830	318 445	1 308 602
8432901000	Parts of machinery of subheading8432.80.90	1 429	43 484	22 432	359 385
8432909000	Parts oth machinery for soilpreparation/cultivation	15 901	165 900	147 382	1 197 530
8433110000	Mowers for lawns,parks/sports-groundswith the cutting device roi	312 995	2 340 934	1 198 082	8 788 734
8433191000	Mowers for lawns,parks/sports-groundsmannually operated	79	7 057	248	49 615
8433199000	Oth mowers for lawns, parks/sportgrounds,oth than manually ope	85 054	1 041 799	339 775	4 641 331
8433200000	Oth mowers,including cutter bars fortractor mounting	20 366	410 488	536 260	7 422 409
8433300000	Oth haymaking machinery	0	1 868	0	39 306
8433400000	Straw/fodder baler,including pick-up	4	30	123	517
8433510000	Combined harvester-threshers macinery	143 471	244 524	703 778	1 098 714
8433520000	Oth threshing machinery	0	56 829	0	420 569
8433530000	Root/tuber harvesting machines	317	15 617	2 923	159 222
8433591000	Cotton pickers and cotton gins	0	803	0	3 530
8433599000	Oth cotton pickers and cotton gins	14 577	257 010	155 700	3 561 935
8433601000	Machin for cleaning,sorting/grading eggfruit/oth agricultur prod,el	0	76 838	0	3 087 412
8433602000	Machin for cleaning,sorting/grading eggfruit/oth agricultur prod,n	270	421	1 050	3 161
8433901000	Part mach:castor,of diameter(inc yres)>100mm,<= 250mm,width	1 403	5 538	13 358	41 362

I.3. IMPOR MENURUT KOMODITI / IMPORT BY HS COMMODITY
 *** OKTOBER/OCTOBER 2011 ***

HS	Uraian Komoditi Commodity Description	Berat Bersih / Net Weight (Kg)		Nilai / Value C.I.F (US\$)	
		Bulan ini Current Month	Kumulatif Cum.Jan. to date	Bulan ini Current Month	Kumulatif Cum.Jan. to date
8433902000	Parts mach:castor,oth of goods of subhd8433.11/8433.19.90	17 304	157 457	39 699	487 436
8433903000	Parts mach:castor,oth of goods of subhd8433.19.10	0	7 949	0	37 044
8433909000	Parts mach: oth castors	14 867	169 989	33 417	543 344
8434101000	Milking machines, electrically operated	467	12 301	3 908	151 323
8434102000	Milking machines, not electrically operated	0	167	0	2 120
8434201000	Dairy machinery, electrically operated	7 218	169 078	91 258	4 244 998
8434901000	Parts of milking & dairy mach. of electoperated machines	9 082	67 470	256 773	5 663 151
8434902000	Parts of milk & dairy mach of non electoperated machines	393	23 911	5 885	442 970
8435101000	Presses, crushers & manufacture of wine, cider, fruit juices, electric c	142 079	1 447 014	803 488	7 445 438
8435102000	Presses, crushers & manufacture of wine, cider, fruit juices, not elect	1 278	115 843	1 006	184 905
8435901000	Parts of presses, crushers & manufacture of wine, cider, fruit juices, e	6 888	171 394	86 066	1 116 489
8435902000	Parts of presses, crushers & manufacture of wine, cider, fruit juices, r	0	2 823	0	27 445
8436101000	Machinery for preparing animal feedingstuffs, electrically operated	545 236	5 186 423	1 929 963	23 342 698
8436102000	Machinery for preparing animal feedingstuffs, not electrically oper	80 919	161 662	395 557	576 302
8436211000	Poultry incubators & brooders, electrically operated	45 531	1 724 792	777 220	16 795 993
8436212000	Poultry incubators & brooders, not electrically operated	888	40 411	34 732	518 826
8436291000	Oth poultry-keeping machinery, electrically operated	85 180	1 264 624	344 155	5 765 888
8436292000	Oth poultry-keeping machinery, not electrically operated	70 930	800 175	339 614	2 824 150
8436801100	Germination plant mach, agricultural or horticultural type, electric c	0	107 166	0	430 826
8436801900	Oth germination plant machinery electric operated	142 089	785 960	597 845	4 860 938
8436802100	Germination plant machin, agricultural or horticultural type, not ele	0	71 462	0	325 400
8436802900	Oth germination plant machinery, not electric operated	79 667	247 072	628 110	1 901 260
8436911000	Parts of poultry-keeping machinery/poultry, incubator & brooders,	9 921	655 598	143 920	6 609 526
8436912000	Parts of poultry-keeping machinery/poultry, incubator & brooders, n	8 179	201 099	95 498	1 596 530
8436991100	Parts oth of poultry-keeping machin, agri & horti type, electric oper	38 877	254 167	34 497	422 784
8436991900	Parts oth of poultry-keeping machin, oth than agri & horti type, elect	76 618	1 368 247	1 661 563	10 661 619
8436992100	Parts oth of poultry-keeping machin, agri & horti type, not electric c	12 223	66 015	207 740	819 773
8436992900	Parts oth of poultry-keeping machin, oth than agri & horti type, not e	20 341	288 285	193 955	2 129 161
8437101000	Machinery for bread grains; winnowing & cleaning machin, electric	196 730	1 418 804	448 239	14 690 004
8437102000	Machinery for bread grains; winnowing & cleaning machines, not ele	0	191 681	0	200 000
8437103000	Mach for clean, sorting/grad seed, grain dried leguminous vegetabl	126 366	1 138 677	2 622 820	15 574 681
8437104000	Mach for clean, sorting/grad seed, grain dried leguminous vegetabl	7 657	13 322	46 995	61 835
8437801000	Machinery for rice hullers & cone typerice mills, electrically operate	35 466	564 034	129 427	891 002
8437802000	Machinery for rice hullers & cone typerice mills, not electrically oper	262 763	956 598	342 237	1 169 833
8437803000	Machinery for industrial type coffee and corn mills, electrically opera	13 350	103 639	55 091	601 391
8437804000	Machinery for industrial type coffee & corn mills, not electrically ope	739	127 210	858	126 281
8437805100	Polishing machines for rice, sifting and sieving, bran cleaner, electric	11 786	238 213	64 955	691 672
8437805900	Oth polishing mach for rice, sifting and sieving, bran cleaner, electric	69 972	489 089	98 135	1 397 535
8437806100	Polishing machines for rice, sifting and sieving, bran cleaner, not elec	238 021	1 094 719	295 848	1 287 137
8437806900	Oth polishing mach for rice, sifting and sieving, bran cleaner, not ele	5 084	422 429	26 169	3 595 120
8437901100	Parts of machin of subheading 8437.10, electrically operated	54 004	709 341	586 873	3 693 967
8437901900	Parts of machines oth than of subhead 8437.10, electrically operate	25 595	779 464	120 776	1 832 044
8437902100	Parts of machines of subheading 8437.10, not electrically operated	0	11 805	0	110 908
8437902900	Oth parts of machines of subheading 8437.10, not electrically oper	104 469	885 494	139 710	1 466 099
8438101000	Bakery mach, macaroni, spaghetti/similar products, electrically oper	185 300	2 599 758	5 338 699	42 532 288
8438102000	Bakery mach, macaroni, spaghetti/similar products, not electrically c	10 605	292 627	25 519	990 992
8438201000	Mach for the manufac of confectionary, cocoa/chocolate, electrica	156 783	1 529 902	3 783 928	42 853 314
8438202000	Mach for the manufac of confectionary, cocoa/chocolate, not elect	271	14 510	943	105 213
8438301000	Mach for sugar manufac, electrically operated	705 198	775 429	9 234 664	10 487 209
8438401000	Brewery machinery, electrically operated	2 432	4 978	13 336	28 005
8438501000	Mach for the preparation of meat/poultry, electrically operated	81 233	508 883	1 498 146	7 801 258
8438502000	Mach for the preparation of meat/poultry, not electrically operate	6 633	196 833	7 700	329 420
8438601000	Machinery for the preparation of fruits, nuts/vegetab, electrically o	11 179	439 270	60 784	3 477 356
8438602000	Machinery for the preparation of fruits, nuts/vegetab, not electric o	39 136	330 186	50 802	606 345
8438801100	Coffee pulpers, electrically operated	18 270	584 717	164 236	20 415 933
8438801200	Coffee pulpers, not electrically operated	0	19 268	0	56 734
8438809100	Oth coffee pulpers, electric operated	93 818	1 869 512	643 055	37 041 330
8438809200	Oth coffee pulpers, not electric operated	4 893	162 267	39 099	557 961
8438901100	Parts of goods of subheading 8438.30.10 electrically operated	4 459	507 427	47 714	1 614 242
8438901200	Part of coffee pulper, electric operated machines	16	12 452	1 438	300 971
8438901900	Parts of oth goods of heading 84.38 electrically operated	31 919	827 844	1 030 677	13 159 778
8438902100	Parts of goods of subheading 8438.30.20 not electrically operated	9 676	375 243	124 657	1 318 574
8438902200	Part of coffee pulpers, non electric operated machines	0	1 060	0	72 426
8438902900	Parts of oth goods of heading 84.38.20 of coffee pulpers, not electr	33 787	277 216	336 371	4 226 657
8439100000	Machinery for making pulp of fibrous cellululosic material	819	268 301	13 623	10 097 509
8439200000	Machinery for making paper/paperboard	2 590 238	13 075 986	16 340 879	67 773 385
8439300000	Machinery for finishing paper/paperboard	105 150	453 670	681 916	5 149 055
8439911000	Part of machin for mak pulp of fibrous cellululosic material, electrical	157 203	1 881 064	1 879 370	40 517 114
8439912000	Part of machin for mak pulp of fibrous cellululosic material, not elect	213 628	349 882	6 949 818	12 550 283
8439991000	Parts for making/finishing paper/paperboard, electrically operate	1 258 531	6 627 064	30 135 108	138 350 954
8439992000	Parts for making/finishing paper/paperboard, not lectrically opera	10 603	34 756	77 518	1 064 331

I.3. IMPOR MENURUT KOMODITI / IMPORT BY HS COMMODITY
***** OKTOBER/OCTOBER 2011 *****

HS	Uraian Komoditi Commodity Description	Berat Bersih / Net Weight (Kg)		Nilai / Value C.I.F (US\$)	
		Bulan ini Current Month	Kumulatif Cum.Jan. to date	Bulan ini Current Month	Kumulatif Cum.Jan. to date
8440101000	Book-binding mach, includ book-sewing,electrically operated	60 676	434 450	464 468	5 892 632
8440102000	Book-binding mach, includ book-sewing,not electrically operated	132	42 163	72	82 770
8440901000	Parts of book binding & sewing machineselectrically operated mac	588	15 392	29 603	1 010 251
8440902000	Parts of book binding & sewing machinesnot electrically operated	1	962	14	11 512
8441101000	Cutting machines, electrically operated	443 360	5 815 278	6 612 848	36 631 025
8441102000	Cutting mach, not electrically operated	6 042	148 572	16 491	521 606
8441201000	Machin for making bags,sacks/envelopeselectrically operated	43 243	514 223	279 316	7 000 552
8441202000	Machin for making bags,sacks/envelopesnot electrically operated	250	42 896	20 890	770 831
8441301000	Mach for mak cartons,boxes,cases,tubedrum/similar containers,el	188 722	1 652 719	1 644 590	11 774 947
8441302000	Mach for making carton,boxes,cases,tubedrums/similar container:	0	8 633	0	68 852
8441401000	Machines for moulding articles in paperpulp,paper/paperboard,ek	84 170	1 141 204	829 634	17 536 545
8441402000	Machines for moulding articles in paperpulp, paper/paperboard, n	861	11 361	1 170	126 170
8441801000	Oth machinery for making up paper pulp,paper/paperboard,electr	123 493	2 742 110	1 253 664	36 333 452
8441802000	Oth machinery for making up paper pulp,paper/paperboard,not el	34 825	155 193	330 628	787 325
8441901000	Part of machin for mak up paper pulp,paper/paperboar,cutting ma	209 587	1 899 620	3 213 255	26 958 385
8441902000	Parts of machin for mak up paper pulp,paper/paperboa,cutting ma	3 172	376 272	47 960	2 454 473
8442301000	Machinery, apparatus and equipment,electrically operated	15 393	733 607	667 261	11 477 303
8442302000	Machinery, apparatus and equipment,not electrically operated	3 194	51 798	71 539	637 838
8442401000	Parts of electrically operated machin,apparatus/equipment	45 633	761 130	189 431	6 931 839
8442402000	Parts of the foregoing mach,apparatus/equipment,non electrically	9 238	28 322	106 331	546 610
8442500000	Plate,cyls&oth.print comp.plates,cyl &lithograph stones,prepared	56 997	503 411	1 002 382	9 596 361
8443110000	Print.mach.used for print by mean platescyl&oth print,offset print	315 587	1 849 608	3 222 886	32 099 594
8443120000	Print.mach.use,print by mean plate cyl&oth print,offset print mac	16 817	351 469	24 537	687 879
8443130000	Oth offset printing machinery	391 977	4 301 198	3 740 262	33 418 486
8443140000	Letterpress printing mach, reel-fed,excluding flexographic printing	3 987	185 521	5 380	1 745 528
8443150000	Letterpress printing mach,oth than reelfed, excluding flexographic	1 526	145 782	3 858	296 150
8443160000	Flexographic printing machinery	94 575	812 803	1 680 388	12 347 854
8443170000	Gravure printing machinery	21 661	1 379 886	229 262	23 287 010
8443190000	Oth than gravure,flexografhic,letterpress,oth offset printing mach	18 936	424 550	272 351	4 628 522
8443311010	Printer-copier,ink-jet,color,capable ofconnecting to a data machin	648 984	4 164 770	5 633 304	31 729 270
8443311090	Printer-copier,ink-jet proces,no color,capable of connect to data r	2 106	34 839	67 390	495 164
8443312010	Printer-copier,laser proces,color,capable connect to data mach/ne	16 690	119 727	603 306	4 888 722
8443312090	Printer-copier,laser proces,no color,capable connect to data mach	34 544	312 394	982 109	8 266 100
8443313010	Combination printer-copier-facs mach,color,connect to data mach	62 366	737 809	964 257	12 642 057
8443313090	Combination printer-copier-facs mach,no color,connect to data m:	51 057	313 382	1 001 641	8 090 016
8443319090	Oth mach which perform >= 2 function ofprinting,copying/facsimil	913	27 153	68 603	1 120 474
8443321010	Dot matrix printer,color,capable ofconnect to data machine/netw	669	1 826	56 620	153 575
8443321090	Dot matrix printer,no color,capable ofconnect to data machine/ne	59 832	1 312 080	2 232 690	35 750 161
8443322010	Ink-jet printer,color,capable ofconnect to a data machine/network	518 838	4 922 825	5 844 937	49 202 723
8443322090	Ink-jet printer,no color,capable ofconnect to a data machine/netw	9 144	125 714	745 885	5 850 411
8443323010	Laser printer,color,capable of connectto a data machine/network	8 451	228 497	126 742	4 943 552
8443323090	Laser printer,no color,capable ofconnect to a data machine/netwc	99 045	924 970	1 170 859	15 319 083
8443324090	Facsimile machine,no color,capable ofconnect to a data machine/i	73 495	377 071	1 315 747	7 139 365
8443325010	Mach of screen print machinery,color,capable of connect to data r	29	460	2 002	22 474
8443325090	Mach of screen print machinery,no color,capable of connect to da	476	8 252	12 753	119 413
8443329010	Mach of oth material,color,capable ofconnect to data machine/ne	496	26 299	85 605	1 041 158
8443329090	Mach of oth material,no color,capableof connect to data machine,	6 762	38 833	226 701	1 382 467
8443391100	Electrostatic photocopy apparatus,directprocess, color	0	1	0	23
8443391900	Electrostatic photocopy apparatus,directprocess, no color	257 981	3 495 909	365 266	5 485 967
8443392010	Electrostatic photocopy apparatus,in-direct process,color	0	11 253	0	223 158
8443392090	Electrostatic photocopy apparatus,in-direct process,no color	77 703	1 146 331	247 996	3 572 008
8443393090	Oth photocopy apparatus incorporating,optical system,no color	13 660	39 421	259 654	910 859
8443394090	Ink-jet printer,no color,not capableof connect to data machine/ne	0	18	0	246
8443399010	Oth print mach,color,not capable ofconnect to data machine/netw	0	214	0	11 383
8443399090	Oth print mach,no color,not capable ofconnect to data machine/n	287	16 245	12 672	149 469
8443910000	Part & accessori of print machinery usedfor print by component of	1 438 764	8 359 928	66 719 932	362 549 068
8443991000	Part & accessori of screen print machi-nerly for manufact of print c	810	79 749	27 056	1 126 828
8443992000	Ink-filled printer cartridges	169 310	2 366 778	12 958 711	92 137 406
8443993000	Paper feeders and sorters	3 021	17 514	198 013	1 077 022
8443999000	Oth part & accessori of screen printingmachinery	102 853	1 190 962	3 206 407	30 224 975
8444100000	Mach for extrude,texture/cut man-madetextile material,electric o	267 912	1 224 410	1 297 077	15 288 438
8444200000	Mach for extrude,texture/cut man-madetextile material,not electr	1 409	10 425	12 704	47 434
8445111000	Carding machines,electrically operated	202 867	2 818 959	1 943 030	30 519 817
8445112000	Carding machines,not electricallyoperated	517	1 655	4 560	6 743
8445121000	Combing machines, electrically operated	0	231 423	0	1 863 220
8445122000	Combing machines, not electricallyoperated	0	3	0	1 084
8445131000	Drawing/roving machines,electricallyoperated	303 010	4 279 340	1 875 326	23 879 742
8445132000	Drawing/roving machines,not electrically operated	0	13 196	0	62 848
8445191000	Other machines for preparing textilefibres; electrically operated	137 244	1 444 942	2 309 819	13 012 669
8445192000	Other machines for preparing textilefibres; not electrically operate	10 321	10 321	96 580	96 580
8445201000	Textile spinning machines;electrically operated	680 582	7 515 047	9 678 847	54 282 434

I.3. IMPOR MENURUT KOMODITI / IMPORT BY HS COMMODITY
***** OKTOBER/OCTOBER 2011 *****

HS	Uraian Komoditi Commodity Description	Berat Bersih / Net Weight (Kg)		Nilai / Value C.I.F (US\$)	
		Bulan ini Current Month	Kumulatif Cum.Jan. to date	Bulan ini Current Month	Kumulatif Cum.Jan. to date
8445202000	Textile spinning machines;not electrically operated	0	1 711	0	6 407
8445301000	Textile doubling/twisting machines;electrically operated	172 791	1 281 372	746 652	6 743 032
8445302000	Textile doubling/twisting machines;not electrically operated	0	8 300	0	119 000
8445401000	Textile winding(including weft-winding)or reeling machin,electric	374 494	3 182 294	8 014 996	56 355 114
8445402000	Textile winding(including weft-winding)or reeling machin,notelect	7 050	185 457	72 585	3 626 954
8445901000	Oth machinery for preparing textile,electrically operated	17 446	1 131 559	210 390	7 738 616
8445902000	Oth machinery for preparing textile,not electrically operated	0	81 154	0	564 148
8446101000	Machines for weaving fabrics of a width<= 30 cm, electric operate	101 484	1 480 366	646 995	8 038 002
8446102000	Machin for weaving fabrics of a width<= 30 cm,not electric operat	0	5 820	0	23 434
8446210000	Machine for weaving fabrics of a width> 30 cm, Power looms, shut	188 298	756 223	1 300 406	4 480 807
8446290000	Machine for weaving fabrics of a width>30 cm, Oth than Pwr loom	695 790	6 394 816	5 162 678	52 988 660
8446300000	Machine for weaving fabrics of a width> 30 cm, shuttleless type	899 397	6 460 677	7 289 076	48 540 818
8447111000	Circular knitting mach,cylinder diamtr<= 165 mm, electrically oper	144 813	822 898	1 117 982	7 171 611
8447112000	Circular knitting mach,cylinder diamtr<= 165 mm,not electrically o	0	12 942	0	141 660
8447121000	Circular knitting mach,cylinder diamtr>165 mm, electrically operat	190 470	1 386 874	954 339	9 904 959
8447122000	Circular knitting mach,cylinder diamtr>165 mm,not electrically op	0	31	0	36
8447201000	Flat knitting & stitch bonding machine,electrically operated	176 353	1 017 539	929 994	19 439 306
8447202000	Flat knitting & stitch bonding machine,not electrically operated	40 678	416 755	119 354	3 896 852
8447901000	Machines for making gimped yarn,tulle,lace&mach for tufting,elec	191 133	2 593 374	2 455 806	19 684 206
8447902000	Machines for making gimped yarn,tulle,lace&mach for tufting,not	8	40 468	85	217 274
8448111000	Dobbies & jacquards, card reducing,electrically operated	30 003	343 969	470 848	3 449 344
8448112000	Dobbies & jacquards, card reducing, notelectrically operated	4	9 738	140	23 416
8448191000	Oth auxiliary machin for mach of heading84.44, 84.45, 84.46, 84.4	16 448	787 922	129 802	8 308 270
8448192000	Oth auxiliary machin for mach of heading8444, 8445, 8446, 84.47,	1 312	10 062	15 110	79 886
8448200000	Parts&accessories of mach of heading84.44/their auxiliary machin	37 954	827 764	842 862	12 241 649
8448310000	Card clothing of mach of heading 84.45	39 411	237 593	726 403	3 982 145
8448320000	Parts&accessories of mach for preparingtextile fibres,other than c:	9 580	489 181	321 465	9 312 112
8448330000	Spindles, spindle flyers,spinning rings,and ring travellers of mach 8	46 867	302 466	816 193	6 781 163
8448390000	Other parts & accessories of mach ofhead 84.45/their auxiliary ma	232 313	3 054 955	3 067 428	30 861 971
8448420000	Reeds for looms, healds & heald-framesfor weaving machines	13 655	110 963	219 379	2 648 356
8448491100	Shuttles, for electrtrically operatedweaving machine	3 094	42 903	114 401	1 129 996
8448491900	Oth parts & acces, for elect operatedweaving machine	86 186	745 457	728 949	9 433 854
8448492000	Parts & acces, for non electricallyoperated weaving machine	10 006	51 185	212 222	2 066 488
8448510000	Sinkers, needles&other articles used informing stitches	9 149	122 977	551 954	8 165 216
8448590000	Othe parts&accessories of mach ofhead 8447/their auxiliary mach	74 714	535 422	744 789	4 828 074
8449001000	Mach for the manufacture/finishing offelt/nonwovens,electrically	20 090	447 747	254 787	7 335 508
8449002000	Mach for the manufacture/finishing offelt/nonwovens, not elect o	0	11 436	0	111 250
8450111000	Household/laundry-type washing machin;fully-automatic mach;cap	161 084	1 349 469	682 796	5 480 751
8450119000	Household/laundry-type wash mach;fully-automatic machine;cap	1 938 793	15 316 765	9 145 073	67 075 216
8450120010	Household/laundry-type wash mach;built-in centrifugal drier, capa	154 809	1 630 492	672 438	6 915 668
8450120020	Household/laundry-type wash mach;built-in centrifugal drier, capa	706 603	7 312 757	2 952 419	29 780 355
8450190010	Other household/laundry-type wash mach;dry linen capacity <= 6	11	916	69	25 788
8450190020	Other household/laundry-type wash mach;dry linen capacity > 6 k	75	1 826	544	15 374
8450200000	Household/laundry-type washing mach;a dry linen capacity >10 kg	129 327	1 643 236	890 881	9 622 435
8450901000	Parts of goods of subheading 8450.20	1 451	26 884	14 668	197 857
8450902000	Parts of goods of subheading 8450.11,8450.12 or 8450.19	606 550	5 795 377	1 989 366	17 468 192
8451100000	Dry-cleaning machines	55 478	291 968	286 586	2 367 699
8451210000	Drying machines,each of a dry linencapacity not exceeding 10 kg	7 909	222 361	27 894	1 035 378
8451290000	Drying machines,each of a dry linencapacity exceeding 10 kg	151 849	1 195 621	778 198	8 408 812
8451300000	Ironing machines and presses(including fusing presses)	47 162	539 159	545 075	6 806 969
8451400000	Washing, bleaching or dyeing machines	269 160	1 703 067	4 088 440	22 995 055
8451500000	Mach. for reeling,unreeling,folding,cutting/pinking textile fabrics	64 523	404 934	1 127 957	4 489 099
8451801000	Other machinery exclude machines of hd84.50; for domestic use	6 365	200 537	50 704	1 074 175
8451809000	Other machinery exclude machines of hd84.50; not for domestic u	240 520	1 791 681	2 749 893	16 697 246
8451901000	Parts of machines or dry linen capacityno exceeding 10 kg	118	6 390	1 326	150 749
8451909000	Parts of oth machines of heading 8451	120 080	424 575	249 657	4 127 668
8452100000	Sewing machines of the householdtype	34 668	1 233 967	123 230	4 548 722
8452210000	Oth sewing machines, automatic units	278 231	2 711 130	2 817 317	31 030 093
8452290000	Oth sewing machines, not automatic units	639 354	5 237 019	5 235 429	51 498 354
8452300000	Sewing machine needles	16 509	245 809	85 116	1 265 483
8452400000	Furniture, bases and covers for sewingmachines and parts thereof	38 990	921 307	64 182	1 981 643
8452901100	Arms,beds,stands,flywheel,belt guard;treadles/pedals of subhead	14 043	101 854	55 412	273 579
8452901900	Oth part of sewing mach of machinery ofsubheading 8452.10	38 706	525 300	226 756	5 031 665
8452909010	Arms beds,foot & pedals of mach excludesubheading 8452.10	691	37 298	6 847	91 230
8452909090	Other parts of sewing mach of machineryexclude subheading 8452	334 081	1 877 989	982 586	5 875 852
8453101000	Machinery for prepare,tanning/work hides, skins/leather, elect op	36 575	613 069	193 434	3 892 589
8453102000	Machinery for prepare,tanning/work hides, skins/leather, not elec	3 451	13 969	95 913	221 228
8453201000	Machinery for making/repairingfootwear, electrically operated	705 531	4 650 427	5 783 396	40 583 928
8453202000	Machinery for making/repairingfootwear, not electrically operatec	16 880	272 904	173 522	2 152 639
8453801000	Mach for make/repaire other articles ofhides,skins,not sewing ma	267 036	4 320 891	2 228 368	27 764 745
8453802000	Mach for make/repaire other articles ofhides,skins,not sewing ma	1 658	38 543	24 212	272 712

I.3. IMPOR MENURUT KOMODITI / IMPORT BY HS COMMODITY
***** OKTOBER/OCTOBER 2011 *****

HS	Uraian Komoditi Commodity Description	Berat Bersih / Net Weight (Kg)		Nilai / Value C.I.F (US\$)	
		Bulan ini Current Month	Kumulatif Cum.Jan. to date	Bulan ini Current Month	Kumulatif Cum.Jan. to date
8453900000	Parts of goods of heading 84.53	86 336	959 428	876 240	9 825 437
8454100000	Converters	5 479	26 768	294 423	1 181 501
8454200000	Ingot moulds and ladles	310 587	2 064 217	3 486 784	21 567 751
8454300000	Casting machines	253 231	3 271 855	5 988 965	35 333 270
8454900000	Parts of goods of heading 84.54	742 471	3 342 754	11 456 394	34 175 436
8455100000	Tube mills	19	70 730	78	296 706
8455210000	Oth Rolling mills, hot or combination hocol	1 264 837	1 821 165	2 759 495	5 234 516
8455220000	Oth Rolling mills, cold	10 000	197 926	22 950	1 290 356
8455300000	Rolls for rolling mills	495 711	7 306 243	2 345 082	28 643 564
8455900000	Other parts of metal-rolling millsand rolls therefor.	1 010 087	9 225 610	4 083 373	35 650 239
8456100000	Machines tool for work any material byremoval material,operat by	48 510	386 898	1 566 083	9 918 694
8456200000	Machines tool for work any material byremoval material,operat by	5 671	35 422	223 778	1 318 650
8456300000	Machines tool for work any material byremoval material,electro-d	33 742	424 256	521 915	6 474 582
8456901000	Mach tool for mnfact of printed circuit,numerical control,by plasm	8 085	116 865	118 256	1 206 427
8456902000	Wet proces equip for the applicationby immersion of electrochem	180	2 648	15 513	107 236
8456909000	Oth mach tool for work any material byother operating processes	9 854	299 835	138 558	4 921 278
8457100000	Machining centres	656 607	4 746 629	8 863 847	76 167 635
8457200000	Unit construction machines(single-station)	52 973	96 509	532 324	1 303 398
8457300000	Multi-station transfer machines	6 189	88 885	49 386	2 452 243
8458110000	Horizontal lathes, numericallycontrolled	273 341	2 386 115	5 014 555	45 511 548
8458190000	Horizontal lathes,not numericallycontrolled	390 702	3 365 935	1 929 479	19 453 592
8458910000	Other lathes,numerically controlled	128 291	505 551	2 635 297	9 405 490
8458990000	Other lathes,not numerically controlled	170 205	2 770 433	2 214 952	16 815 419
8459101000	Way-type unit head machineselectrically operated	18 728	446 121	298 705	6 124 651
8459102000	Way-type unit head machines, notelectrically operated	2 696	6 602	180 608	249 113
8459210000	Dilling machines, numericallycontrolled	57 011	546 896	1 113 395	5 646 456
8459291000	Dilling machines, electrically operated	465 696	1 866 042	1 137 660	8 198 139
8459292000	Dilling machines, not electricallyoperated	22 117	181 212	48 795	947 316
8459310000	Boring-milling machines, numericallycontrolled	17 016	157 249	2 571 761	5 174 797
8459391000	Oth boring-milling machines, electricalloperated	43 478	464 508	473 317	4 204 324
8459392000	Oth boring-milling machines, notelectrically operated	644	49 813	18 644	262 885
8459401000	Oth boring machines, electricallyoperated	79 254	857 630	618 510	9 162 254
8459402000	Oth boring machines, not electricallyoperated	5 910	155 311	45 143	804 530
8459510000	Milling machines, knee-type,numerically controlled	0	7 265	0	256 316
8459591000	Oth milling machines, knee-type,electrically operated	12 017	392 349	53 550	1 409 073
8459592000	Oth milling machines, knee-type, notelectrically operated	10 100	32 700	32 000	127 880
8459610000	Other milling machines, numericallycontrolled	39 373	158 055	466 176	2 462 706
8459691000	Other milling machines, not nmrclycontrolled, electrically operate	223 234	1 329 262	842 141	7 413 752
8459692000	Other milling machines, not nmrclycontrolled, not electrically ope	2 608	123 556	107 960	728 192
8459701000	Threading/tapping machines,electrically operated	24 172	269 806	408 059	5 490 886
8459702000	Threading/tapping machines, notelectrically operated	240	52 496	1 762	782 913
8460110000	Flat-surface grinding mach,an accuracyof at least 0.01 mm,numeri	18 182	609 095	839 200	8 158 248
8460191000	Oth flat-surface grinding mach, accuracyof at least 0.01 mm, elect	108 583	829 644	563 772	10 463 364
8460192000	Oth flat-surface grinding mach, accuracyof at least 0.01 mm, not e	9 156	44 936	27 935	432 242
8460210000	Other grinding mach,an accuracy of atleast 0.01 mm,numerically c	23 579	141 447	1 040 352	5 936 794
8460291000	Other grinding mach,an accuracy of atleast 0.01 mm, electrically o	45 975	830 420	642 019	10 917 100
8460292000	Other grinding mach,an accuracy of atleast 0.01 mm, not electric c	1 671	113 117	28 567	705 567
8460311000	Machine tools, numeric controlled, forsharpen carbide diamet <=	65	116 166	147	1 204 147
8460319000	Oth sharpening (tool/cutter grinding)machines,numerically contro	192	148 446	5 926	1 032 921
8460391000	Oth sharpening (tool/cutter grinding)machines, electrically operat	30 387	214 352	185 242	2 604 975
8460392000	Oth sharpening (tool/cutter grinding)machines, not electrically ope	136	14 627	2 355	99 561
8460401000	Honing/lapping mach,electricallyoperated	22 012	133 575	639 766	4 033 455
8460402000	Honing/lapping mach, not electricallyoperated	2 968	15 551	14 450	112 351
8460901000	Oth mach-tools for deburring,abrasives/polishing products, electri	39 323	466 008	705 928	6 354 197
8460902000	Oth mach-tools for deburring,abrasives/polishing products,not ele	51 961	111 214	69 719	595 652
8461201000	Shaping/slotting machines,electricallyoperated	8 421	732 966	41 599	4 625 499
8461202000	Shaping/slotting mach,not electricallyoperated	757	44 327	4 378	198 427
8461301000	Broaching mach,electrically operated	2 282	103 549	127 049	2 202 359
8461302000	Broaching mach,not electric operated	0	936	0	30 417
8461401000	Gear cutting,gear grinding/gearfinishing mach, electric operated	26 689	337 658	51 762	4 148 243
8461402000	Gear cutting,gear grinding/gearfinishing mach, not electric operat	1 188	22 772	4 146	98 525
8461501000	Sawing/cutting-off machines,electrically operated	548 947	2 186 702	1 349 729	13 649 158
8461502000	Sawing/cutting-off machines, notelectrically operated	43 510	282 304	86 332	1 028 898
8461901000	Oth mach-tool for planing/shaping/slottiby cermets, electrically op	19 192	420 251	154 389	4 441 671
8461909000	Oth mach-tool for planing/shaping/slottiby cermets, not electrical	2 907	36 303	27 009	370 370
8462101000	Forging/die-stamping machines(including pres) & hammers, electr	1 210 083	14 475 188	9 134 699	97 209 971
8462102000	Forging/die-stamping machines(includ pres)&hammers,not electri	37 170	272 881	217 177	1 590 145
8462210000	Bend, fold, straighten/flattening machine(includ pres),numeric cont	72 200	1 139 218	1 574 625	20 341 042
8462291000	Bend, fold, straighten/flattening machine(includ pres),not nmric co	435 190	3 410 923	2 863 655	21 949 838
8462292000	Bend, fold, straighten/flattening machine(incl pres), not nmrc contr	49 330	334 073	126 106	1 350 808
8462310000	Shearing machine (incl press),oth thancombine punching mach,nu	75 970	264 811	232 568	2 605 295

I.3. IMPOR MENURUT KOMODITI / IMPORT BY HS COMMODITY
 *** OKTOBER/OCTOBER 2011 ***

HS	Uraian Komoditi Commodity Description	Berat Bersih / Net Weight (Kg)		Nilai / Value C.I.F (US\$)	
		Bulan ini Current Month	Kumulatif Cum.Jan. to date	Bulan ini Current Month	Kumulatif Cum.Jan. to date
8462391000	Shearing machine (incl press),oth thanbine punching mach,not nm	269 111	2 295 797	1 049 637	10 593 638
8462392000	Shearing mach (incl press),oth than binepunch mach, not nmrc cor	17 394	382 310	59 198	1 150 916
8462410000	Punching/notching mach,incl comb punch &shearing mach,numer	18 396	342 197	134 594	4 991 263
8462491000	Punching/notching mach,incl comb punch &shearing mach,not num	86 949	761 895	1 040 699	6 865 780
8462492000	Punching/notching mach,incl comb punch &shear mach,not numri	12 586	75 663	85 565	386 466
8462910000	Hydraulic presses	342 722	3 950 174	1 759 488	19 676 575
8462991000	Mach for manufac of boxes,cans& similar contain of tin plate, elec	13 650	620 166	41 135	6 016 172
8462992000	Mach for manufac of boxes,canscontain tin plate,not elect. operat	0	134	0	388
8462995000	Oth machine for working metal byforging,hamming,electric operat	118 000	2 016 006	721 244	16 660 734
8462996000	Oth machine for working metal byforging,hamming,not electric of	31 743	178 182	77 204	839 609
8463101000	Draw-benches for bars,tube,profile,wire,or the like, electrically op	137 273	1 061 257	347 975	6 459 011
8463102000	Draw-benches for bars,tube,profile,wire,or the like, not electrically	11	201 143	261	883 859
8463201000	Thread rolling machines, electricallyoperated	103 962	698 102	876 698	5 787 366
8463202000	Thread rolling machines,notelectrically operated	2 065	11 884	7 228	23 206
8463301000	Machines for working wire,electricallyoperated	195 896	1 214 582	1 050 304	14 059 996
8463302000	Machines for working wire, notelectrically operated	0	44 596	0	170 816
8463901000	Oth mach tool for work metal/cerments,without remove material,	199 854	2 513 034	2 578 525	20 659 581
8463902000	Oth mach tool for work metal/cerments,without remove material,	757	48 690	11 359	328 417
8464101000	Sawing mach for working stone,ceramics electrically operated	42 966	385 664	116 055	1 329 888
8464102000	Sawing mach for working stone,ceramicsnot electrically operated	352	4 877	8 170	27 190
8464201000	Grinding/polishing machines,electrically operated	38 714	453 320	149 377	2 971 645
8464202000	Grinding/polishing machines,not electrically operated	0	9 444	0	54 198
8464901000	Oth mach tool for work stone,ceramics/like mineral material,elect	119 430	1 192 964	1 746 403	7 577 401
8464902000	Oth mach tool for work stone,ceramics/like mineral material,not e	10 956	212 764	60 346	628 397
8465100000	Mach, can carryout different type opera-tion without tool charge f	63 995	519 234	242 429	4 105 302
8465911000	Sawing machines for scoring PCB/PWB's electrically operated	0	64 120	0	565 517
8465912000	Other sawing mach for scoring PCB/PWB's, electrically operated	88 813	1 126 884	252 693	5 937 321
8465919000	Other sawing mach for scoring PCB/PWB's, not electrically operate	22 353	396 515	68 288	1 404 705
8465921000	Mach tools for routing PCB/PWB'ssubstrates,shank dmtr <=3.175 i	1 953	44 725	61 664	407 934
8465922000	Oth planing,milling/moulding (bycutting) mach,electrically operate	110 177	1 216 237	467 514	6 395 368
8465929000	Oth planing,milling/moulding (bycutting)machines,not electric ope	9 783	258 442	147 559	3 013 649
8465931000	Grinding, sanding/polishing machines,electrically operated	100 753	929 624	3 257 023	11 186 223
8465932000	Grinding, sanding/polishing machines,not electrically operated	3 199	27 819	11 726	454 799
8465941000	Bending/assembling machines,electrically operated	50 196	281 192	282 728	6 890 481
8465942000	Bending/assembling machines, notelectrically operated	5	14 656	50	85 087
8465951000	Drilling mach for manufac PCB/PWB's,with a spindle speed > 50.00	3	111 003	4 563	229 242
8465953000	Other drilling/morticing machines,electrically operated	12 599	375 626	34 204	1 573 203
8465959000	Other drilling/morticing machines, notelectrically operated	20 527	229 032	48 163	1 474 256
8465961000	Splitting, slicing/paring machines,electrically operated	138 487	798 019	504 174	3 606 071
8465962000	Splitting, slicing/paring machines,not electrically operated	7	9 227	3 223	109 868
8465993000	Lathes, electrically operated	44 140	175 635	138 813	1 087 882
8465994000	Lathes, not electrically operated	0	57 597	0	1 151 595
8465995000	Oth mach for deburring surfaces of PCB/PWB's, for scoring lamina	3 880	51 759	9 076	184 671
8465996000	Other mach-tools for nailing,stapling,glueing/otherwise assemb,el	84 921	636 914	492 192	3 632 037
8465999000	Other mach-tools for nailing,stapling,glueing/otherwise assemb,nc	33 028	926 994	227 900	9 865 792
8466101000	Tool hold.self-open dieheads for 8456.908460.31,8465.91,8465.92	2 711	39 993	112 863	1 628 914
8466109000	Other tool holders & self-openingdieheads	32 187	504 081	1 254 355	15 367 894
8466201000	Work holders for sub 8456.99, 8460.31,8465.91, 8465.92, 8465.95	10 320	37 322	194 573	1 100 274
8466209000	Work holders for other machine	42 130	537 046	2 585 789	15 048 736
8466301000	Dividing head,special attach for 8456.908460.31,8465.91,8465.92,	33	10 430	58 286	377 510
8466309000	Dividing heads & other specialattachments for oth machine-tools	6 266	223 803	310 692	6 148 376
8466910000	Parts&aces suitable for machine ofheading 84.64	76 901	1 092 698	262 842	3 861 909
8466921000	Parts&aces suitable for mach subhead8465.92.10, 8465.95.10, 84	1 872	14 577	66 078	332 616
8466929000	Parts & acces suitable for mach ofother subheading 84.65	172 063	784 926	737 426	9 889 602
8466932000	Parts&aces suitable for mach subhead8456.90.10,8456.90.20,84	36	5 622	1 034	82 678
8466939000	Parts&aces suitable for mach ofother headings 84.56 to 84.61	194 533	944 534	5 698 898	22 764 159
8466940000	Parts & acces suitable for machineother headings 84.62 or 84.63	586 499	2 055 003	2 951 843	33 096 939
8467110000	Tool for work in the hand,pneumatic,rotary type (incl rotary percu	12 969	163 201	585 102	6 356 369
8467190000	Tool for working in the hand,pneumatic,in other type	39 654	363 508	364 478	2 475 800
8467210000	Drills of all kinds with selfcontained electric motor	266 596	2 528 705	1 169 007	9 750 665
8467220000	Saws with self containedelectric motor	55 180	765 305	164 122	3 545 847
8467290000	Oth tool for working in the hand,with self-contained electric moto	993 280	6 641 789	2 522 188	22 145 289
8467810000	Chain saws	182 376	3 221 102	772 507	12 091 778
8467890000	Oth tool for working in the hand	49 373	366 660	274 196	3 383 524
8467911000	Part of chain saw,of elect-mechanic forwork in hand,self-cont. elec	18 389	175 840	61 320	444 901
8467919000	Part of other chain saw	115 093	1 479 209	178 037	3 017 674
8467920000	Parts of pneumatic tools	30 996	122 426	1 459 551	2 490 229
8467991000	Part of tool of subhead 8467.21, 8467.22or 8467.29	36 495	346 308	90 630	1 495 771
8467999000	Part of tool of of oth heading 8467	150 498	1 280 764	541 666	4 370 825
8468100000	Hand-held blow pipes	4 718	22 286	7 190	186 681
8468201000	Hand-operated gas welding, brazing/cutting appliances for metal	21 729	346 688	146 727	2 798 898

I.3. IMPOR MENURUT KOMODITI / IMPORT BY HS COMMODITY
 *** OKTOBER/OCTOBER 2011 ***

HS	Uraian Komoditi Commodity Description	Berat Bersih / Net Weight (Kg)		Nilai / Value C.I.F (US\$)	
		Bulan ini Current Month	Kumulatif Cum.Jan. to date	Bulan ini Current Month	Kumulatif Cum.Jan. to date
8468209000	Other gas-operated machinery & apparatus	28 262	1 389 229	334 258	7 508 052
8468800000	Other machinery and apparatus for soldering, brazing/welding	73 010	883 696	1 284 682	6 425 324
8468901100	Parts of goods of subheading 8468.10	4 644	50 881	36 950	415 040
8468901200	Parts of goods of subheading 8468.20.10	13 064	135 032	147 986	1 627 180
8468909000	Parts of other Heading 8468	79 562	642 569	417 005	7 236 192
8469001000	Word-processing machines	0	647	0	48 711
8469009010	Automatic typewriters	1 394	21 081	19 657	294 607
8469009090	Other typewriters	20 154	147 178	128 675	1 007 217
8470100000	Electronic calculators, capable of operation without an external source of electric power	130 194	850 302	656 021	3 688 616
8470210000	Electronic calculating machines incorporating a printing device	5	10 722	1 826	462 846
8470290000	Other electronic calculating machines	11 680	181 343	152 832	1 906 431
8470300000	Other calculating machines	177 565	690 838	488 849	2 207 117
8470500000	Cash registers	58 099	393 847	3 901 220	23 619 179
8470901000	Postage-franking machines	0	2 161	0	178 237
8470902000	Accounting machines	1 271	1 458	3 218	7 025
8470909000	Machines for pocket-size data record, reproduction, display machine with	14 411	15 959	213 499	270 442
8471301000	Handheld computer including palmtop & PDAs	6 633	82 131	2 388 526	19 671 992
8471302000	Laptop including notebooks	1 328 188	12 410 384	100 473 035	884 803 813
8471309000	Other portable digital automatic data processing machine, weighing not more than 10 kg	61 910	491 060	21 120 395	98 664 053
8471411000	Personal computers excluding 8471.30 with at least a CPU and an input/output device	60 920	630 824	2 087 259	24 872 360
8471419000	Other automatic data processing machines with at least a CPU and an input/output device	42 009	534 111	6 119 264	39 248 029
8471491000	Personal computers excluding 8471.30 presented in form of systems	324 644	2 701 151	13 491 154	114 376 837
8471499000	Other automatic data processing machines presented in form of systems	75 072	798 592	3 442 384	32 569 959
8471501000	Processing units for personal computer other than subheading 8471.41 or 8471.49	337 958	2 372 309	10 660 217	107 089 508
8471509000	Other processing units other than subheading 8471.41 or 8471.49	333 250	2 212 896	65 802 654	138 246 686
8471603000	Computer keyboards	101 493	1 315 734	678 862	7 788 145
8471604000	X-coordinate input devices, including mouse, light pens, joystick, trackball	212 030	2 081 049	1 043 277	12 054 300
8471605000	Plotters whether input/output units of heading 84.71 or of heading 84.72	441	13 392	36 002	186 174
8471609000	Other input/output units, whether or not containing storage units of the same kind	34 240	707 110	449 055	11 186 362
8471701000	Floppy disk drives	7 654	39 621	30 766	265 570
8471702000	Hard disk drives	335 004	3 380 658	3 249 808	49 008 220
8471703000	Tape drives	2 691	27 889	337 738	3 241 948
8471704000	Optical disk drives, including CD-ROM drives, DVD drives & CD-R drives	162 585	1 844 754	3 174 549	41 927 422
8471705000	Proprietary format storage device including media therefor for automatic data interchange	9 810	278 723	1 378 019	24 422 697
8471709100	Backup management systems	3 537	13 275	10 800	322 925
8471709900	Other storage units of automatic data processing machine	19 654	456 197	1 490 568	14 831 021
8471801000	Control and adaptor units	76 683	964 716	733 952	8 885 125
8471807000	Sound card and video card	35 823	306 166	577 363	4 909 438
8471809000	Other units of automatic data processing machines	51 782	1 169 505	1 034 932	20 494 061
8471901000	Bar code readers	581	7 759	27 913	462 775
8471902000	Optical character readers, document/image scanners	31 425	800 712	1 118 106	27 168 087
8471909000	Other units automatic data processing machines	341 144	4 098 955	5 659 183	80 712 992
8472101000	Duplicating machines, electrically operated	1 002	4 656	5 929	45 141
8472102000	Duplicating machines, not electrically operated	1 220	3 675	2 942	124 927
8472301000	Machine for sorting/folding mail/for inserting mail in envelopes, electrically operated	0	8 527	0	402 057
8472302000	Machine for sorting/folding mail/for inserting mail in envelopes, not electrically operated	19	99	2 677	32 190
8472901000	Automatic teller machines	480 260	4 617 064	7 012 661	59 372 945
8472902000	Electronic fingerprint identification system	9 638	102 987	758 354	8 860 211
8472903000	Other office machines, electrically operated	94 282	678 716	1 202 418	7 229 129
8472909000	Other office machines, not electrically operated	7 399	131 674	23 007	819 708
8473101000	Printed circuit assemblies for word-processing	19	714	290	17 750
8473109000	Other parts & accessories of the machine of heading 84.69	4 268	44 113	279 791	2 344 888
8473210000	Parts & accessories electronic calculating machine sub heading 8470.10, 8470.21/8470.22	1 817	13 132	41 475	317 823
8473290000	Parts & accessories of other machines of heading 84.70	3 479	99 145	80 611	2 246 999
8473301000	Assembled printed circuit boards for machines of heading 84.71	421 385	3 834 816	14 591 370	141 456 766
8473309000	Parts & accessories of other machines of heading 84.71	579 725	6 779 206	8 417 790	126 534 059
8473401100	Parts including printed circuit assembly for machines of heading 84.72	482	7 827	106 547	512 596
8473401900	Other parts & accessories of the machine of heading 84.72, for electrically operated machines	78 316	1 178 756	360 556	5 664 881
8473402000	Other parts & accessories of the machine of heading 84.72, for non electrically operated machines	216	2 680	3 746	29 326
8473501100	Parts & accessories suitable for use with machine of heading 84.71, electrically operated	11 960	400 037	144 230	3 988 552
8473501900	Parts & accessories suitable for use with machine of heading 84.69 & 84.72, electrically operated	308	81 728	6 126	531 228
8473502000	Parts & accessories suitable for use with machine of heading 84.69-84.72, not electrically operated	0	166	0	17 031
8474101000	Sorting, screening, separating/washing machines, electrically operated	655 638	3 988 921	4 537 982	20 517 323
8474102000	Sorting, screening, separating/washing machines, not electrically operated	124 089	409 524	288 478	1 088 458
8474201100	Crushing/grinding machines for stone electrically operated	878 417	18 903 670	1 889 075	133 338 106
8474201900	Crushing/grinding machine for earth, ores or other mineral substances, electrically operated	238 292	4 486 825	4 200 432	29 244 786
8474202100	Crushing/grinding machine for stone not electrically operated	0	274 869	0	542 032
8474202900	Crushing/grinding machine for earth, ores or other mineral substances, not electrically operated	15 586	805 221	350 619	3 190 291
8474311000	Concrete/mortar mixers, electrically operated	251 565	2 858 736	1 180 624	13 468 905
8474312000	Concrete/mortar mixers, not electrically operated	31 834	110 164	66 603	435 980
8474321000	Machine for mixing mineral substances with bitumen, electrically operated	392 103	3 763 243	653 015	9 759 683

I.3. IMPOR MENURUT KOMODITI / IMPORT BY HS COMMODITY
***** OKTOBER/OCTOBER 2011 *****

HS	Uraian Komoditi Commodity Description	Berat Bersih / Net Weight (Kg)		Nilai / Value C.I.F (US\$)	
		Bulan ini Current Month	Kumulatif Cum.Jan. to date	Bulan ini Current Month	Kumulatif Cum.Jan. to date
8474322000	Mach for mixing mineral substances withbitumen,not electrically c	2 223	13 847	158 787	208 427
8474391000	Other mixing/kneading machineselectrically operated	79 889	1 556 663	1 712 514	16 540 777
8474392000	Other mixing/kneading machines notelectrically operated	0	172 479	0	2 061 241
8474801000	Mach for agglomerating,shaping/mouldsolid mineral fuels,electric	572 967	5 216 272	2 129 437	28 660 068
8474802000	Mach for agglomerating,shaping/mouldsolid mineral fuels,not elec	4 851	119 764	6 340	752 686
8474901000	Parts of mach for heading 8474.10 to8474.80 of electric operated	917 422	14 185 797	6 024 254	114 656 031
8474902000	Parts of mach for heading 8474.10 to8474.80 of not electric opera	30 741	1 854 577	363 353	12 052 549
8475101000	Mach for assembl electric/electronicclamps tubes/valves,electric o	16 979	612 659	1 543 707	9 486 416
8475102000	Mach for assembl electric/electronicclamps tubes/valves,not elect.	0	13 340	0	294 842
8475290000	Other machines for manufacturing/hot working glass/glassware	12 028	489 697	235 523	4 319 520
8475901000	Parts of machine for heading 8475.10to 8475.29 of electric operat	33 397	461 143	1 330 233	7 413 236
8475902000	Parts of machine for heading 8475.10to8475.29 of not elect. oper:	290	39 331	33 646	496 555
8476290000	Other automatic beverage-vendingmachines	5 469	31 093	14 211	249 374
8476810000	Other automatic goods-vending mach,incorporating heating/refrig	0	6 831	0	66 623
8476890000	Other automatic goods-vendingmachines	3 679	16 919	104 642	364 169
8476901000	Parts of automatic goods-vend machincorpor heating/refriger,elec	26 534	546 627	371 746	7 904 386
8476909000	Parts of automatic goods-vendingmach	1 831	26 694	21 544	602 512
8477101000	Injection-moulding machines formoulding rubber	1 196 540	12 102 928	6 853 667	82 342 942
8477103100	P.v.c. injection moulding machine	1 173 759	10 155 002	5 979 018	56 780 834
8477103900	Other injection-moulding machinesfor moulding plastics	660 807	2 556 697	8 012 216	25 255 347
8477201000	Extruders for extruding rubber	6 891	293 327	256 750	3 077 826
8477202000	Extruders for extruding plastics	453 400	4 364 201	3 515 793	73 813 891
8477300000	Blow moulding machines	389 478	3 462 228	6 525 858	64 510 429
8477401000	Vacuum moulding & other thermo formingfor moulding/forming r	51 398	1 295 090	399 613	8 691 003
8477402000	Vacuum moulding & other thermo formingfor moulding/forming p	151 679	1 910 579	2 693 995	27 353 262
8477510000	Mach for mould/retread pneumt tyres,for moulding/othwise form	336 254	1 436 479	247 832	8 536 524
8477591000	Other machine for moulding/otherwise-forming for rubber	846 088	4 020 615	1 560 530	12 535 253
8477592000	Other machine for moulding/otherwise-forming for plastics	22 187	113 405	72 234	787 007
8477801000	Other machinery for rubber,electrically operated	793 031	8 293 539	6 948 587	74 795 050
8477802000	Other mach for rubber,not electricallyoperated	193 898	2 166 493	3 038 725	27 442 183
8477803100	Lamination presses for the manufactrof PCB/PWBs	15 388	301 506	32 260	3 188 705
8477803900	Other machinery for plastics,electrically operated	138 306	2 119 314	1 376 446	37 419 761
8477804000	Other machinery for plastics, notelectrically operated	48 753	356 641	492 658	6 327 189
8477901000	Parts of electrically operatd mach forworking rubber/products froi	238 577	4 197 747	7 444 107	74 529 119
8477902000	Part of nonelectric opratd mach forworking rubber/fr the manuf pro	73 051	1 286 403	2 738 897	25 688 065
8477903200	Pars of lamination presses fr themanuf of PCB/PWBs	398	9 957	14 003	373 905
8477903900	Oth parts not in 8477.90.31-32	16 490	223 457	395 453	4 411 217
8477904000	Part of non elect.mach fr workig plast/manuf of prodct frm plastic	104 418	452 676	855 252	5 214 976
8478101000	Machinery for preparing/making uptobacco, electrically operated	340 913	3 707 739	7 536 711	119 345 658
8478102000	Machinery for preparing/making uptobacco, not electrically opera	0	41	0	13 425
8478901000	Part of cigar/cigarette electricallyoperated mach	25 334	273 337	2 668 832	23 052 060
8478902000	Part of cigar/cigarette,nonelectrically operated mach	9 724	53 055	41 885	711 895
8479101000	Machinery fr public works,building/thelike electrically operated	142 208	1 685 934	2 195 417	21 769 248
8479102000	Machinery fr public works,building/thelike not electrically operate	7 363	260 562	14 673	3 157 830
8479201100	Machinery for making palm oilelectrically operated	1 566 179	13 665 817	11 515 430	87 092 147
8479201900	Machinery for preparing palm oilelectrically operated	173 321	1 089 849	2 208 277	13 064 818
8479202100	Machinery for making palm oil notelectrically operated	229 682	4 299 342	790 348	10 011 832
8479202900	Machinery forpreparing palm oil notelectrically operated	112 380	1 017 725	401 012	5 147 300
8479301000	Presses for the manufacture ofparticle board electrically operated	338 647	4 834 725	938 230	38 032 319
8479302000	Presses for the manufacture ofparticle board not electrically opert	21 004	151 380	20 681	173 737
8479401000	Rope/cable making mach,electrically operated	14 557	398 161	167 914	6 537 744
8479402000	Rope/cable making mach, notelectrically operated	370	20 887	10 195	303 030
8479500000	Industrial robots, not elsewherespecified/included	133 671	808 596	4 814 654	35 070 710
8479600000	Evaporative air coolers	293 050	1 280 302	2 524 018	10 610 734
8479811000	Oth mach&mechanical appliance fortreating metal,electrically ope	208 249	1 950 292	4 697 504	21 702 257
8479812000	Oth mach&mechanical appliance fortreating mtl,nonelectrically o	1 215	91 373	26 981	1 153 272
8479821000	Mixing,kneading,crush,grind,screen, &otherwise machine,electric	327 667	4 216 524	3 641 701	61 343 015
8479822000	Mixing,kneading,crush,grind,screen, &otherwise machine,not elec	59 541	262 294	970 998	4 359 553
8479892000	Chemical vapour deposition app forflat panel display production	40 871	496 167	245 153	17 432 935
8479893000	Oth apparatus, electrically operated	431 196	3 280 448	7 867 417	50 884 839
8479894000	Oth apparatus,nonelectrically operated	131 988	1 866 523	6 090 895	37 383 383
8479902000	Part of goods of subheading8479.89.20	766	150 541	67 174	3 392 292
8479903000	Part of oth electrically operatedmachines	861 871	5 877 086	11 951 180	68 862 466
8479904000	Part of nonelectrically operatedmachines	61 477	630 254	1 527 260	13 882 156
8480100000	Moulding boxes for metal foundry	110 469	880 573	1 492 460	11 281 468
8480200000	Mould bases	312 216	2 903 952	2 768 917	22 320 556
8480301000	Moulding patterns, of copper	19 947	102 396	92 657	700 004
8480309000	Moulding patterns, of other material	181 898	2 049 704	1 750 698	25 840 880
8480410000	Moulds for metal/metal carbidesinjection/compression types	30 527	652 609	641 810	11 853 286
8480490000	Moulds for metal/metal carbides notinjection/compression types	379 423	1 672 855	2 370 300	24 341 614
8480500000	Moulds for glass	29 006	172 520	467 094	4 127 622

I.3. IMPOR MENURUT KOMODITI / IMPORT BY HS COMMODITY
***** OKTOBER/OCTOBER 2011 *****

HS	Uraian Komoditi Commodity Description	Berat Bersih / Net Weight (Kg)		Nilai / Value C.I.F (US\$)	
		Bulan ini Current Month	Kumulatif Cum.Jan. to date	Bulan ini Current Month	Kumulatif Cum.Jan. to date
8480600000	Moulds for mineral materials	459 385	3 351 545	2 079 379	21 164 747
8480710000	Moulds for rubber,plastics, injection/compression type	321 021	4 583 363	6 900 500	96 976 373
8480790000	Mould for rubber,plastics, not injection, compression type	18 962	290 229	547 514	7 040 724
8481101100	Pres-reduce valve,iron/steel,manualoperate sluice,5 cm <=int dia	47 375	422 740	453 574	5 804 708
8481101900	Pres-reduce valve,iron/steel,automaticoperate sluice,5 cm<=int di	252 447	1 741 665	3 903 530	20 202 938
8481102000	Pressure-reducing valves of copper/copper alloys	25 062	194 479	204 744	3 077 372
8481109000	Pressure-reducing valves not of iron/steel,not of oth metal,not of	98 794	942 762	864 841	10 205 986
8481201000	Valve for pneumatic tran,manual operatesluice, 5 cm<=internal di	6 434	142 334	187 148	2 198 840
8481209000	Valves not of iron/steel, not of othmetal,not of plastics	291 830	1 774 807	6 152 576	29 996 329
8481301000	Cast iron valve of swing check-valvetype,40 <=inlets internal diam	91 739	867 833	566 376	5 497 714
8481302000	Check (nonreturn) valve,copper/copperalloy, internal diameter < 2	8 404	104 313	79 415	796 706
8481309000	Other check (nonreturn) valve	272 399	3 055 114	5 008 227	38 389 234
8481401000	Safety/relief valves of iron/steel	4 233	58 881	99 329	1 547 640
8481409000	Oth safety/relief valves	153 083	1 646 298	4 057 259	32 612 266
8481801100	Valves fr inner tube of copper/copperalloys	147 243	1 658 673	1 332 189	14 912 607
8481801200	Valves for inner tubesof oth materials	82 790	487 849	1 379 467	4 606 241
8481801300	Valves for tubeless tyres of copper/copper alloys	1 518	44 438	25 499	349 614
8481801400	Valves for tubeless tyres of othmaterials	19 045	102 465	82 422	694 466
8481802100	Lpg cylinder valves having inlet &outlet internal diameters<=2.5cm	972	58 616	12 314	422 623
8481802200	Lpg cylinder valves having inlet &outlet internal diameters>2.5cm	631	32 344	5 362	89 539
8481803000	Cocks/valves,whether/not fitted withpiezo electric igniters for gas	14 141	467 863	127 844	2 971 614
8481804100	Soda water bottle valve;gas operat,of plastic, 1 cm < intern dia <=	359	7 788	14 001	94 500
8481804900	Oth soda water bottle valves;gas operatebeer dispensing units	63 179	1 230 367	540 311	8 463 788
8481805100	Mixing tapes and valves,of plastic,1 cm < internal diameter <= 2,5c	25 355	110 847	38 814	608 195
8481805900	Others mixing tapes and valves	162 882	1 716 123	486 489	4 158 264
8481806100	Water pipeline valve,manual operatesluice,5cm<inlet/outlet int di	7 489	187 518	84 830	573 157
8481806200	Cast iron gate valve,inlet diamtr>=4cm &cast iron butterfly valve,ir	116 899	1 618 201	1 111 620	11 140 430
8481806300	Cast iron gate valve,inlet diamtr<4cm &cast iron butterfly valve,inl	198 037	1 102 418	2 000 074	9 021 802
8481806400	Hog nipple waterer,of plastics,1 cm <=internal diameter < 2,5 cm	0	10	0	1 219
8481806500	Other hog nipple waterers	3 359	65 050	28 956	487 575
8481806600	Nipple joint valves,of plastics, 1 cm<=internal diameter < 2,5 cm	3	448	271	8 337
8481806700	Other nipple joint valves	15 549	227 480	193 038	2 890 357
8481807100	Ball valves,of plastics, 1 cm <=internaldiameter < 2,5 cm	19 208	547 165	107 024	5 781 785
8481807200	Other ball valves	313 017	3 636 833	2 987 024	33 341 910
8481807300	Gate valve,manual operate,of iron/steel,5cm<=inlet/outlet intern	367 681	3 193 691	1 463 773	16 834 851
8481807400	Gate valve,manual operate,of iron/steel,inlet/outlet internal diam	31 114	250 811	139 436	2 095 802
8481807500	Manifold valves of plastics, 1 cm <=internal diameter < 2,5 cm	1 754	19 115	10 706	198 564
8481807600	Other manifold valves	25 315	471 095	91 971	2 725 636
8481808100	Pneumatic control valve,of plastics,1 cm <=internal diameter < 2,5	457	10 215	44 132	339 065
8481808200	Other pneumatic controlled valve	14 831	129 395	690 883	4 123 406
8481808300	Oth valve of plastic,inlet diamtr>=1cm,outlet diamtr <= 2,5 cm	1 887	48 072	9 780	172 881
8481808400	Oth valve of plastic,inlet diamtr>=1cm,outlet diamtr > 2,5 cm	8 708	20 677	9 286	131 406
8481808500	Oth valve of plastic,with other size ofinlet/outlet diameter	57 169	842 022	329 689	6 014 231
8481808600	Other valve of stainless steel/nickle,manual operate,weighting < 3	72 296	903 424	390 674	6 460 473
8481809100	Ball valves	120 335	862 346	1 003 681	8 908 348
8481809900	Other valves and similar appliances forpipes	817 255	10 212 820	18 943 413	186 489 825
8481901000	Parts of housing for sluice/gate valves	66 122	215 396	764 498	3 031 891
8481902100	Bodies, for water taps	8 032	64 736	24 255	426 028
8481902300	Others bodies for taps, cocks, valves,and similar appliances	15 568	270 993	214 886	4 464 408
8481902900	Others parts for taps, cocks, valves, &similar appliance of int. dimt	89 302	1 046 891	1 411 072	13 838 988
8481903000	Valve bodies/stems of inner tube/tubeless tyres valves	35 650	408 643	613 780	6 511 460
8481904000	Valve cores of inner tube valves/tubeless tyres valves	13 360	108 230	36 473	467 638
8481909000	Others parts for taps, cocks, valves,and similar appliances	222 007	3 254 942	3 429 023	44 144 298
8482100000	Ball bearings	1 792 272	16 881 026	17 285 011	173 751 700
8482200000	Tapered roller bearings,includingcone&tapered roller assemblies	226 731	2 146 236	2 811 088	29 288 966
8482300000	Spherical roller bearings	219 721	1 802 877	1 042 532	11 012 689
8482400000	Needle roller bearings	100 378	912 704	2 015 994	22 021 976
8482500000	Oth cylindrical roller bearings	120 070	1 424 966	2 764 136	29 178 345
8482800000	Oth,including combined ball/rollerbearings	940 269	8 277 890	8 376 459	78 463 430
8482910000	Balls, needles and rollers	172 537	1 830 639	2 201 232	17 147 206
8482990000	Other parts of ball and roller bearings	535 889	6 609 055	4 698 996	60 679 108
8483101000	Transmission shafts for earth movingmachinery	71 353	818 364	1 671 965	16 797 752
8483102100	Transmissi shafts for enginesf veniclehead 87.01exc 8701.10/8701	3 462	90 466	63 757	924 916
8483102200	Transmission shafts for engines ofvehicles of subhead 8701.10/8701	4 707	30 494	38 922	241 350
8483102300	Transmission shafts for engines ofvehicles of heading 87.11	175 755	2 183 545	3 440 742	38 128 591
8483102400	Transmission shafts for engines ofoth vehicles of chapter 87	1 997 327	18 182 525	26 037 973	224 940 777
8483103100	Transmission shafts for marine propul-sion engines of an output<=	523	6 289	14 326	23 850
8483103900	Transmission shafts for marine propul-sion engines of an output>2	130 434	1 436 788	1 443 298	11 324 075
8483109000	Oth transmission shafts	1 105 531	9 574 011	12 683 176	111 977 153
8483201000	Bearing housing incorporating forearth moving machinery	9 380	194 182	203 933	2 418 648
8483209000	Bearing housing incorporating not forearth moving machinery&mc	236 715	2 294 625	902 636	9 947 528

I.3. IMPOR MENURUT KOMODITI / IMPORT BY HS COMMODITY
***** OKTOBER/OCTOBER 2011 *****

HS	Uraian Komoditi Commodity Description	Berat Bersih / Net Weight (Kg)		Nilai / Value C.I.F (US\$)	
		Bulan ini Current Month	Kumulatif Cum.Jan. to date	Bulan ini Current Month	Kumulatif Cum.Jan. to date
8483301000	Bearing housing not incorporating forearth moving machinery	94 452	627 775	943 493	7 143 190
8483309000	Bearing housing not incorporat not forearth moving machinery&r	531 266	4 016 164	3 897 828	33 104 335
8483401100	Gear&gearing for engines of vehiclesof head 87.01exc subhead 87	18 152	331 508	171 796	3 192 177
8483401300	Gear&gearing for engines of vehiclesof heading 87.11	318 131	3 562 809	3 942 559	42 972 805
8483401400	Gear&gearing for engines of othvehicles of chapter 87	952 908	5 549 404	18 102 243	98 584 850
8483402100	Gear&gearing for marine propulsionengines of an output<=22.38 l	82 930	156 594	232 403	1 547 164
8483402900	Gear&gearing for marine propulsionengines of an output>22.38 kl	363 513	3 805 009	1 852 343	22 124 340
8483403000	Gear&gearing for the engines of earthmoving machinery	579 487	4 024 606	7 420 546	55 169 332
8483409000	Gears and gearing for oth engines	889 567	7 241 262	9 178 463	81 704 288
8483500000	Flywheels&pulleys,including pulleyblocks	646 636	5 183 632	9 074 346	69 055 576
8483600000	Clutches&shaft couplings(includinguniversal joint)	492 745	4 810 357	6 052 289	59 854 348
8483901100	Parts of 8783.10 for pedestrian controlltractors of subheading 870	2 544	17 699	64 073	355 238
8483901300	Parts of 8783.10 for oth tractors ofheading 87.01	6 858	137 348	200 933	3 439 826
8483901400	Parts of 8783.10 for goods of heading87.11	43 083	490 180	350 152	4 046 645
8483901500	Parts of 8783.10 for oth goods ofchapter 87	114 590	1 424 338	2 203 747	22 852 383
8483901900	Parts of 8783.10 for oth	131 831	1 354 329	696 762	8 381 889
8483909100	Oth toothed wheels for pedestriancnrolled tractors of subhead8	107	2 474	7 519	48 214
8483909300	Oth toothed wheels for oth tractors ofheading 87.01	0	166	0	3 932
8483909400	Oth toothed wheels for goods ofheading 87.11	107 687	1 099 514	1 034 359	8 727 440
8483909500	Oth toothed wheels for oth goods ofchapter 87	119 242	1 043 207	2 099 408	17 179 893
8483909900	Oth toothed wheels for others	268 097	2 513 414	1 865 521	18 339 778
8484100000	Gaskets&similar joint metal sheetingcomb with oth material/2 mo	310 883	3 357 044	5 404 884	55 626 929
8484200000	Mechanical seal	87 414	858 800	1 624 514	13 677 912
8484900000	Sets/assortments of gaskets&similarjoints	210 644	2 534 351	5 650 975	49 404 797
8486101000	Apparatus for rapid heating ofsemiconductor wafers	0	517	0	19 392
8486102000	Spin dryers for semiconductor waferprocessing	256	35 000	747	185 511
8486103000	Machines for produc semiconductor waferby removal of material,	72	13 631	1 343	256 135
8486104000	Mach., app for sawing monocrystal semi-cond. boules into slice, w	7 400	47 366	615 000	860 760
8486105000	Grinding, polishing,lapping machines forproces. of semiconductor	9	55 566	3 014	316 465
8486106000	Apparatus for growing/pullingmonocrystal semiconductor boules	863	6 479	22 895	110 526
8486109000	Oth machines&apparatus for the manufactof boules/wafers	3 409	41 978	141 083	1 739 216
8486201100	Chemical vapour deposition app. forsemicnductor production	39	72	121	195
8486201200	Epitaxial deposition mach., spinners forcoating photograph emulsi	0	126 883	0	1 752 410
8486201300	Physical deposition app. by sputteringon semicond wafer, for semi	0	32 375	0	675 155
8486201900	Other film formation equipment	1 166	5 358	1 550	12 356
8486202100	Ion implanters for doping semiconductormaterials	0	56	0	2 336
8486202900	Other doping equipment	0	2 484	0	104 771
8486203100	Deflash mach, spraying appliance foretching,stripping,cleaning sen	850	15 130	52 800	466 813
8486203200	Equipment for dry-etching patterns onsemiconductor materials	0	1	0	2
8486203300	App for wet etching, developing,stripping,cleaning semiconductor	0	4 954	0	129 496
8486203900	Other etching and stripping equipment	0	39 567	0	1 495 217
8486204100	Direct write-on-wafer apparatus	0	300	0	35 367
8486204200	Step and repeat aligners	0	35	0	947
8486205100	Dicing machines for scribing/scoringsemiconductor wafers	0	3 091	0	17 111
8486205900	Other equipment for developing exposedwafers	0	4 179	0	382 552
8486209100	Lasercutters for cut contact. tracks insemiconductor production by	0	2 006	0	22 061
8486209200	Mach. for bend, fold and straighteningsemiconductor leads	150	8 520	82 610	1 249 422
8486209300	Resistance heated furnaces, ovens forthe manufact of semicon de	137	2 284	398	165 244
8486209500	Auto-mach. for the placement/removal ofcomp./contact element	0	24 413	0	591 051
8486209900	Other mach. & aprpts for the mnfact ofsemicon. devices/of elect i	780	8 660	13 797	180 467
8486301000	App. for dry etch pattern on flat paneldisplay substrates	403	3 442	7 295	48 750
8486303000	Chemical vapour deposition app.to prodspinners for coat,physic d	4	35	360	3 492
8486309000	Othetr mach. and app. for the manufactof flat panel displays	26	7 636	709	193 427
8486401000	Focused ion beam milling mach to prodce,repair mask,reticle for p	0	24 164	0	211 406
8486402000	Die attach app, auto-tape/wire bonders,auto-mach.trans/handle/s	9 067	77 972	864 396	6 417 109
8486403000	Moulds for manufact. of semiconductordevices	2 093	65 152	42 560	3 041 128
8486404000	Optical stereoscopic microscopes withequip. design to handle of s	1	1 303	516	5 253
8486405000	Photomicrographic microscope with equipdesign to handle of s-w	0	141	0	59 100
8486407000	Pattern generating app for produce mask/rticle from photoresist cr	0	1	0	9
8486409000	Other machines and apparatus specifiedin note 9(c) to this chapte	0	7 499	0	558 249
8486901100	Parts and accessories of app for rapidheating of semicondctor wa	1 269	7 046	33 387	112 287
8486901200	Parts & accessories of spin dryers forsemicnductor wafer prosesii	253	869	12 001	34 534
8486901300	Parts&accessories of mach. for prod.semicon wafers by removal/l	3 457	421 960	84 669	660 177
8486901400	Tool holders&self-open diehead, of machfor sawing s-boul to slice	409	6 398	2 926	325 139
8486901500	Oth parts, access.of mach. for sawingm-crystal s-boule to slice/wa	1 192	5 672	95 703	292 257
8486901600	Parts & access.of grind, polish, lapmach for processing of semicon.	843	16 067	23 637	284 837
8486901700	Parts & access.of app for grow/pullingmonocrystal semiconductor	0	350	0	5 120
8486901900	Oth parts, access.of mach. and app.for the manufact. of boules/w	65	8 763	16 716	1 041 894
8486902200	Parts & access. of epitaxial depo. mach,spinner for coat photo. em	0	1 875	0	32 543
8486902300	Parts & access. of ion implanter fordoping of app for physical depc	137	9 366	33 245	75 317
8486902400	Tool holder/self-open diehead; of sprayfor etch,strip s-wafer,dry-e	0	228	0	3 906

I.3. IMPOR MENURUT KOMODITI / IMPORT BY HS COMMODITY
***** OKTOBER/OCTOBER 2011 *****

HS	Uraian Komoditi Commodity Description	Berat Bersih / Net Weight (Kg)		Nilai / Value C.I.F (US\$)	
		Bulan ini Current Month	Kumulatif Cum.Jan. to date	Bulan ini Current Month	Kumulatif Cum.Jan. to date
8486902500	Oth parts & access. of spray for etch,strip, clean, dev s-wafer, dry-et	1 057	20 559	84 749	848 032
8486902600	Tool holder/self-open diehead, of dicingmach laser cutters, fold, stri	1 088	36 163	97 953	477 317
8486902700	Other part and accessories of dicingmach laser cutters, fold, stright	2	80 238	14 212	1 641 183
8486902800	Part & access of resist heated, induct, dielectric furnaces/oven mnl	8	96 281	5 738	237 151
8486902900	Oth part & acces of mach & app. for mnctof s-devices/of elect. int.	308	5 988	1 745	272 112
8486903100	Part & access of app for dry etchingpattern of flat panel display su	0	178	0	1 397
8486903200	Tool holder/self-open dieheads, of app. wet etch patterns on flat pa	33	1 728	2 052	29 570
8486903300	Oth. part&access of app for wet etchingvelope, strip/clean flat p	0	66	0	7 546
8486903500	Part & access of spinners for coat. photoemuls/app. phys depo on f	0	8	0	5 970
8486903900	Oth part & access of mach and apparatusfor the manufact. of flat p	5	15 786	1 644	123 060
8486904100	Part & acces of focused ion beam millingmach to produce, repair r	365	1 563	58	11 460
8486904200	Part&acces of die attach app, auto-tape/wire bonder, encapsul eq	235	4 956	10 595	2 399 752
8486904300	Part&acces of auto-mach transport, handstorage of s-conductors,	1	10 769	1 100	2 678 945
8486904400	Part&acc of optic stereoscop microscopewith equip to hndle/tran	130	1 071	31 668	51 983
8486904600	Part & acces of pattern generating appused to prod masks/rtcl fro	31	1 997	7 160	360 490
8486904900	Part and acces of other mach & appspecified in note 9(c) to this ch	1 000	39 554	131 003	3 458 587
8487100000	Ships/boats propellers and blades	119 142	1 298 086	517 613	9 215 374
8487900010	Oil seal rings	140 428	1 538 075	1 823 343	19 260 697
8487900090	Oth mach. parts, not cont. electric con-necter, insulator, coil, oth el	105 915	1 837 663	3 051 244	27 229 561
8501101100	Stepper dc motors of an output =<37.5w	18 030	331 176	302 047	3 972 986
8501101200	Spindle dc motors of an output =<37.5w	7 262	163 633	368 684	3 336 979
8501101900	Others dc motors of an output =<37.5w	374 299	3 666 860	3 738 774	36 805 362
8501109100	Stepper universal (AC/DC) motors ofan output =<37.5w	4 857	17 677	72 933	337 566
8501109200	Spindle universal (AC/DC) motors ofan output =<37.5w	2 945	55 999	157 163	972 417
8501109900	Others universal (AC/DC) motors ofan output =<37.5w	263 001	2 990 172	2 271 328	28 379 081
8501201100	Universal (AC/DC) motors ofan output >746 w and < 1 kw	395	30 939	2 766	138 878
8501201900	Universal (AC/DC) motors of anoutput >37.5 w and <= 746 w	142 861	1 663 131	263 738	5 235 407
8501202000	Universal (AC/DC) motors ofan output>1 kw	5 183	190 184	27 468	2 989 716
8501311000	Dc motors an output =< 750 w	227 690	1 521 257	1 450 036	13 684 694
8501312000	Dc generators an output =< 750 w	29 413	1 280 273	454 189	16 327 953
8501320000	Dc motors/dc generator an output > 750wand <= 75 kw	70 664	959 056	553 159	3 940 014
8501330000	Dc motors/dc generator an output >75 kwand <= 375 kw	16 393	460 134	143 663	8 633 246
8501340000	Dc motors/dc generator an output > 375kw	173 105	381 794	5 886 865	8 604 092
8501401000	Oth AC motors, single-phase of anoutput =<1kw	1 614 512	14 071 339	5 094 424	42 952 738
8501402000	Oth AC motors, single-phase of anoutput >1kw	325 006	1 920 682	938 538	7 899 728
8501510000	Oth AC motors, multi-phase of anoutput =<750 w	255 449	1 802 934	830 603	8 962 202
8501521000	Oth AC motors, multi-phase of an output> 750w and <=1kw	69 281	807 806	483 270	4 327 572
8501522000	Oth AC motors, multi-phase of an output> 1 kw and <= 37.5 kw	1 000 533	6 736 201	2 989 170	21 280 184
8501523000	Oth AC motors, multi-phase of an output> 37.5 kw and <= 750 kw	268 644	1 896 211	1 191 364	6 476 281
8501530000	Oth AC motors, multi-phase of anoutput >75kw	201 800	1 691 888	1 367 654	12 445 756
8501611000	AC generator of an output <=12.5 kva	134 101	2 823 215	218 945	5 272 265
8501612000	AC generator of an output > 12.5 kva & <=75kva	322 566	1 890 300	527 945	3 852 762
8501621000	AC generator of an output > 75 kva & <= 150 kva	20 152	407 770	56 563	1 808 015
8501629000	AC generator of an output > 150 kva & <= 375 kva	6 659	518 301	16 576	1 518 759
8501630000	AC generator of an output > 375 kva & <=750kva	455	314 787	29 396	1 095 632
8501640000	AC generator of an output > 750 kva	32 007	2 566 507	391 560	70 710 142
8502110000	Generat sets with compression ignitioninter combus piston output	788 572	6 795 621	3 469 680	31 356 254
8502121000	Generating sets with spark-ignit interncombust pist output >75kva	162 212	1 793 142	651 096	7 264 551
8502129000	Generating sets with spark-ignit interncombust pist output >125kv	488 705	3 858 741	2 887 856	31 239 228
8502131000	Generating sets with spark-ignit interncombust pist output > 1250	1 691 077	5 297 738	14 390 954	61 816 134
8502139000	Generating sets with spark-ignit interncomb pist output >375kva &	1 672 690	20 056 104	23 683 407	234 409 103
8502201000	Generating sets with spark-ignit interncombust piston output <=75k	957 075	11 105 161	2 407 736	25 165 496
8502202000	Generating sets with spark-ignit interncombust piston output >75k	100 126	1 910 007	155 285	3 225 190
8502203000	Generat sets with spark-ignition intrncombust piston outp>100kva	306 396	1 537 843	7 825 808	31 595 525
8502204100	Generating sets with spark-ignit interncombust piston output >125k	1 545	2 076	70 743	83 617
8502204900	Generating sets with spark-ignit interncomb piston output>10000l	498 292	5 132 154	1 284 567	19 247 506
8502311000	Oth generating sets wind-poweredof an output <=10,000 kva	699	8 518	5 460	76 382
8502391000	Oth generating sets not wind-poweredof an output <=10 kva	3 842	52 943	671 139	1 587 439
8502392000	Oth generating sets not wind-poweredof an 10 kva<output<=10,0l	24 052	799 151	506 903	13 500 503
8502393100	Oth generating sets not wind-poweredof an output > 12,5000 kva	635 243	1 359 553	3 261 168	10 654 299
8502393900	Oth generating sets not wind-powered ofan output > 10,000 kva &	1 856 248	4 788 508	5 532 512	22 961 581
8502400000	Electric rotary converters	9 245	100 086	376 992	2 298 994
8503001100	Stators for ceiling fans for generatorsof an output <= 10000 kw	7 327	101 816	37 318	1 679 869
8503001200	Parts of motors for generators ofan output <=1.5 kw & >75kw	51 225	303 523	815 363	6 297 418
8503001300	Parts of motors for generators ofan output >1.5 kw & <=75kw	24 411	151 678	67 483	455 500
8503009000	Parts of motors for generators ofan output >75 kw & <= 10000 kw	1 279 498	10 263 919	8 262 500	110 502 083
8504100000	Ballasts, for discharge lamps/tubes	172 176	3 023 359	1 071 199	17 506 716
8504211000	Step-voltage regulators; instrumenttranformer with a power handl	3 941	86 170	86 992	957 668
8504219100	Liquid dielect transformer with handlingcap>5kva & <=10kva, side	106 734	274 157	822 966	2 097 486
8504219900	Liquid dielect transformer with handlingcap>5kva & <=10kva, side	35 037	819 458	1 204 623	11 432 108
8504221100	Step-voltage regulator, side voltage>=66kv & handling cap>650kva	3 435	252 787	29 655	1 608 743

I.3. IMPOR MENURUT KOMODITI / IMPORT BY HS COMMODITY
***** OKTOBER/OCTOBER 2011 *****

HS	Uraian Komoditi Commodity Description	Berat Bersih / Net Weight (Kg)		Nilai / Value C.I.F (US\$)	
		Bulan ini Current Month	Kumulatif Cum.Jan. to date	Bulan ini Current Month	Kumulatif Cum.Jan. to date
8504221900	Step-voltage regulator of a high sidevoltage of <66,000 volts	619	170 325	1 109	1 546 190
8504229100	Liquid dielect transformer, side voltage>=66 kv, handl cap >650 kv	0	8 599	0	65 424
8504229900	Liquid dielect transformer, side voltage< 66 kv, handl cap >650 kv	5 067	1 117 685	75 435	8 386 657
8504231000	Liquid dielectric transformers, powerhandl cap > 10000kva & <= 1	598 000	1 073 120	5 390 216	9 345 590
8504232900	Liquid dielectric transformers, powerhandl cap > 20000kva	100 304	3 729 502	659 502	28 770 423
8504311000	Instrum. potential transformer, powerhandling capacity <= 1 kva	60 589	164 300	461 989	1 841 025
8504312000	Instrum. current tranformer with powerhandling capacity <= 1 kva	99 687	691 315	1 748 979	10 474 710
8504313000	Flyback transformer, power handlingcapacity < 1 kva	53 455	656 970	375 263	5 265 140
8504314000	Intermediate frequency transformer,power handling capacity <= 1	27 239	143 224	353 921	2 970 962
8504315000	Step up/down transformer,slide regulatorhandling capacity <= 1 k	217 930	1 976 877	1 332 658	11 105 407
8504319000	Oth transformer having power handlingcapacity <= 1kva	372 410	3 387 477	11 809 200	43 614 308
8504321100	Matching transformers, power handlingcapacity > 1 kva and <= 5 k	9 865	112 286	114 080	1 327 508
8504321900	Oth instrument transformator, powerhandling capacity > 1 kva and	33 653	84 779	114 865	710 845
8504322000	Instrment used with toys,scale modelsor similar recreational mode	0	448	0	13 716
8504323000	Oth transformer, high frequency, powerhandling capacity > 1 kva	0	15 336	0	169 629
8504324100	Matching transformers, power handlingcapacity > 5 kva and <= 10	2	4 734	210	99 101
8504324900	Oth instrument transformator, powercapacity > 5 kva and <= 10 k	4 858	41 021	1 037 457	1 346 136
8504325100	Matching transformers, power handlingcapacity > 10 kva and <= 1	6	402	1 057	8 282
8504325900	Oth instrument transformator, powercapacity > 10 kva and <= 16 l	5 877	88 356	216 861	1 497 191
8504331100	Matching transform.side voltage >= 66kv& power cap. > 16 kva an	0	11 448	0	137 315
8504331900	Oth instrum transform.side voltage>=66kv& power cap. > 16 kva a	222 629	328 210	1 594 938	4 270 439
8504339100	Matching transform. side voltage < 66kv& power cap. > 16 kva and	1 003	14 286	22 878	229 984
8504339900	Oth instrum transform. side voltage<66kv& power cap. > 16 kva ar	145 265	335 276	1 163 648	3 185 984
8504341100	Matching transform.side voltage >=66kv & power cap >10000 kva	0	10 202	0	83 133
8504341200	Oth instrum transform.side voltage>=66kvpower cap >10000 kva	51 697	131 183	438 890	1 802 569
8504341300	Matching transform.side voltage < 66kv & power cap >10000 kva &	0	3 352	0	56 793
8504341400	Oth instrum transform. side voltage<66kvpower cap >10000 kva &	0	154 465	0	2 126 232
8504342100	Matching transform. having a powerhandling capacity >15000 kva	0	3 320	0	46 941
8504342900	Oth instrument transform. with powerhandling capacity >15000 k	124 285	568 458	771 139	4 822 213
8504401100	Uninterrupted power supplies (ups)	275 910	4 144 313	3 646 155	37 873 852
8504401900	Other static converter for automaticdata processing machines	108 237	1 561 361	2 372 854	57 268 898
8504402000	Battery chargers having a rating>100 kva	87 774	1 417 920	978 205	7 435 192
8504403000	Other rectifiers	77 891	751 023	2 312 145	27 786 716
8504404000	Inverters	53 752	536 130	1 552 166	8 424 408
8504409000	Other static converter	376 891	2 686 367	4 763 675	33 947 058
8504501000	Inductors for power supply for automaticdata process mach&unit	46 031	573 045	2 567 560	17 230 342
8504502000	Chip type fixed inductors	36 124	371 479	1 598 128	17 306 676
8504509100	Other inductors, with power handlingcapacity > 2500 kva and <= 1	14 991	141 505	1 185 098	7 119 040
8504509200	Other inductors having a power handlingcapacity > 10000 kva	8 903	385 405	69 396	3 948 837
8504901000	Parts of goods of subheading 8504.10	5 129	57 955	20 009	251 300
8504902000	Parts of printed circuit assmb good sub8504.40.11,8504.40.19,850	42 578	245 605	327 263	1 919 038
8504903100	Radiator panel,flat tube radiator assembfor distrib&power transfo	522 762	1 004 207	3 433 296	4 746 060
8504903900	Oth part of electrical transformers ofa capacity <= 10,000 kva	25 481	641 824	749 226	6 825 578
8504904100	Radiator panel,flat tube radiator assembfor distrib&power transfo	12 578	232 727	28 797	1 265 799
8504904900	Oth part of electrical transformers ofa capacity > 10,000 kva	131 226	779 804	834 292	2 328 033
8504905000	Other, for inductors of capacity<= 2500 kva	0	2 716	0	313 842
8504906000	Other, for inductors of capacity> 2500 kva	502	6 922	25 720	769 502
8504909000	Parts of goods of heading 8504 oth thansubheading 8504.10.	579 616	5 812 692	4 160 118	50 834 272
8505110000	Permanent magnet of metal	426 224	3 808 762	3 056 413	29 398 306
8505190000	Permanent magnet not of metal	769 299	6 825 821	7 608 836	54 801 147
8505200000	Electro magnetic couplings, clutchesand brakes	37 694	469 793	703 293	9 136 415
8505901000	Electro magnetic/permanent magnetchucks,clamps&similar holdg	81 128	518 212	1 738 017	10 935 406
8505902000	Parts of goods of subheading 8505.20	3 171	31 041	62 164	606 006
8505909000	Oth non-permanent magnet	114 158	1 819 480	1 211 272	13 693 489
8506101000	Manganese dioxide having external volume<=300 cm of primary ce	93 443	991 643	641 169	6 637 851
8506109000	Manganese dioxide having external volume> 300 cm of primary ce	104 942	678 753	542 197	3 734 057
8506300000	Mercuric oxide of primary cell/batteries	0	2	0	345
8506400000	Silver oxide of primary cell/batteries	1 341	6 542	18 912	73 461
8506500000	Lithium of primary cell/batteries	31 669	55 944	867 846	3 343 508
8506600000	Air-zinc of primary cell/batteries	71	1 483	997	41 610
8506801000	Zinc carbon, having an external volume<=300 cm of primary cell/b	0	5 584	0	58 616
8506802000	Zinc carbon, having an external volume> 300 cm of primary cell/b	0	106	0	4 847
8506809000	Other primary cell/batteries	158 873	1 843 959	4 531 907	43 940 927
8506900000	Parts of primary cells/batteries	43 368	735 761	614 335	8 528 831
8507101000	Lead-acid, for starting piston engineof a kind used for aircraft	33	1 323	3 167	30 719
8507109000	Lead-acid, for starting piston engineof a kind used not for aircraft	687 427	6 858 630	3 145 275	25 440 029
8507201000	Oth lead-acid accumulator of a kindused for aircraft	20 100	330 615	67 200	1 464 680
8507209000	Oth lead-acid accumulator of a kindused not for aircraft	1 083 189	11 664 979	4 110 908	46 575 005
8507300000	Nickel-cadmium of electric accumulatorsincluding separator there	3 968	717 917	50 516	13 723 177
8507400000	Nickel-iron of electric accumulatorsincluding separator therefor	14 479	130 795	625 050	15 068 179
8507801100	Lithium ion accumulators of a kind usedfor laptop (incl. notebook,	190	14 074	39 023	743 610

I.3. IMPOR MENURUT KOMODITI / IMPORT BY HS COMMODITY
***** OKTOBER/OCTOBER 2011 *****

HS	Uraian Komoditi Commodity Description	Berat Bersih / Net Weight (Kg)		Nilai / Value C.I.F (US\$)	
		Bulan ini Current Month	Kumulatif Cum.Jan. to date	Bulan ini Current Month	Kumulatif Cum.Jan. to date
8507801900	Other lithium ion accumulators	91 655	898 635	7 267 286	55 524 915
8507802000	Oth accumulator of a kind used for aircraft	214	438	8 447	33 489
8507809000	Other accumulator	333 088	2 390 719	1 299 288	25 117 660
8507901100	Plate of goods of subheading 85.07.908507.10	7 786	57 599	7 030	126 035
8507901200	Plate of a kind used for aircraft	0	1 747	0	876
8507901900	Plates for other accumulators	46 926	473 829	123 873	1 279 855
8507909100	Other parts of a kind used for aircraft	95	617	10 543	18 382
8507909200	Battery separators in sheets, rolls/cutto size of materials oth than	146 054	1 491 517	839 738	7 707 348
8507909300	Part of goods of subheading 8507.10.90	32 172	264 513	241 324	1 878 949
8507909900	Part of good of heading 8507.10 oth thansubheading 8504.10.90	71 292	554 090	1 286 567	6 808 622
8508110000	Vacuum cleaner with self-contained electa power < 1,500 w & a dt	54 440	702 039	414 261	4 942 478
8508190000	Oth vacuum cleaners with self-containedelectric	5 775	278 799	92 490	1 907 137
8508600000	Other vacuum cleaners	30 521	548 953	416 082	5 048 114
8508700010	Part of vacuum cleaner for domestic use	7 352	48 383	163 307	862 680
8508700090	Part of vacuum cleaner other thandomestic use	5 153	38 176	168 505	618 535
8509400000	Food grinder&mixer,fruit/vegetable juiceextract with self-containe	457 115	3 916 962	2 499 740	22 330 862
8509801000	Floor polishers with self-containedelectric motor	11 773	122 663	71 437	616 850
8509809000	Oth electro-mechanic domestic applianceswith self-contained elec	25 405	309 199	209 906	2 080 487
8509901000	Part of goods of subheading 8509.80.10	1 449	8 018	11 064	33 313
8509902000	Part of goods of subheading 8509.40.10or 8509.80.90	552 975	3 923 002	1 083 207	7 479 053
8510100000	Shavers, with self-contained electricmotor	5 363	46 951	161 904	713 755
8510200000	Hair clippers, with self-containedelectric motor	8 364	67 510	24 206	193 893
8510300000	Hair-removing appliances,with self-contained electric motor	67	1 017	1 329	67 250
8510900000	Parts of shavers, with self-containedelectric motor	204	45 505	8 901	494 253
8511101000	Sparking plugs suitable for aircraftengines	0	9 435	0	104 849
8511109000	Other sparking plugs	197 945	1 047 333	964 607	6 230 908
8511200000	Ignition magnetos, magneto-dynamos,magnetic flywheels	87 869	681 483	1 019 625	7 766 722
8511302000	Unassembled distributors/ignition coilexcluding those for aircraft e	19 116	121 664	116 392	1 551 298
8511309000	Other distributors; ignition coils	205 231	1 896 117	3 963 157	34 077 145
8511401000	Starter motors & dual purpose starter-generators for aircraft engir	0	1 027	0	520 447
8511402000	Other unassembled starter motors	13 309	188 144	117 129	1 426 721
8511403000	Starter motors for vehicles of heading87.01 to 87.05	263 828	2 682 722	3 480 910	31 982 620
8511409000	Other starter motor	153 207	1 357 523	1 790 442	22 488 965
8511501000	Other generator suitable for aircraftengines	44	1 658	12 988	332 081
8511502000	Other unassembled alternators	3 631	40 500	26 114	218 515
8511503000	Oth alternators for vehicles of heading87.01 to 87.05	348 787	3 509 881	4 247 203	41 989 060
8511509000	Other generators	248 652	1 970 716	2 423 718	18 656 943
8511800000	Other equipment of electrical ignitionor internal combustion engir	53 315	488 224	449 386	4 021 661
8511900010	Parts of goods for aircraft engines	158	738	1 425	12 271
8511900091	Contact points	6 234	93 914	166 042	2 393 655
8511900099	Other parts of electrical ignition/internal combustion engines	690 797	5 910 851	9 255 473	75 977 635
8512100000	Lighting/visual signalling equipmentof a kind used on bicycles	22 187	201 477	200 367	1 459 731
8512201000	Lighting/visual signalling equipmentfor motor cars, assembled	504 039	4 250 410	7 536 148	65 738 509
8512202000	Unassembled lighting/visual signalingequipment	52 691	378 311	675 399	5 749 254
8512209000	Other lighting/visual signallingequipment	92 774	732 572	1 562 691	14 127 477
8512301000	Horns and serenes, assembled	66 018	445 819	240 476	2 181 724
8512302000	Unassembled sound signalling equipment	42 621	354 536	1 482 021	10 365 006
8512309000	Other sound signalling equipment :	35 895	629 721	407 863	6 435 977
8512400000	Windscreen wiper, defroster & demisters	108 737	1 365 561	1 448 992	14 381 451
8512901000	Parts of goods of subheading 8512.10	30	14 501	1 633	93 476
8512902000	Parts of goods of subheading 8512.208512.30./8512.40	103 885	1 146 722	2 796 550	22 497 586
8513101000	Miners helmet lamps	1 202	46 185	8 786	1 784 507
8513102000	Quarrymens lamps	12 220	44 641	26 531	95 069
8513109000	Other portable electric lamps	594 342	5 658 255	1 994 938	22 113 046
8513903000	Parts of reflectors for flashlights;plastic switch	63 517	350 134	89 429	642 864
8513909000	Oth part of portable elect lamp designedto fuct by their own sourc	225 576	1 229 069	395 271	3 188 806
8514100000	Resistance heated furnaces and ovens	10 684	571 432	93 653	7 925 373
8514202000	Oth furnace/oven function by inductionmanufact. of PCB/printed	0	28 267	0	437 346
8514209000	Oth furnaces/oven function by inductionor dielectric loss	131 346	1 101 016	1 051 160	7 760 698
8514302000	Oth elect furnace/oven for the manufactof PCB/printed wiring boa	633	77 785	31 386	917 403
8514309000	Other furnaces and ovens	316 648	1 293 654	1 155 871	12 278 250
8514400000	Oth equipment for the heat treatment ofmaterials by induction/di	17 930	507 469	134 093	4 942 614
8514902000	Part of industrial/laboratory electricfunaces/oven for manufact.of	11 710	212 653	95 211	1 491 299
8514909000	Other parts of furnaces and ovens	107 528	802 465	1 024 497	7 860 172
8515110000	Soldering irons and guns	23 138	349 442	135 620	1 568 030
8515191000	Mach and app for soldering componenton PCB/printed wiring boa	1 341	79 442	101 183	3 564 713
8515199000	Other brazing/soldering machines andapparatus	16 582	473 031	176 570	5 388 232
8515210000	Mach and app for resistance welding ofmetal fully/partly automat	47 718	656 609	916 438	9 730 205
8515290000	Mach and app for resistance welding ofmetal non-automatic	162 693	2 098 651	1 390 114	11 504 899
8515310000	Mach and app for arc welding of metalfully/partly automatic	33 491	662 825	400 380	8 755 084
8515391000	AC arc welders, transformer type non-automatic	55 102	793 460	211 579	3 663 527

I.3. IMPOR MENURUT KOMODITI / IMPORT BY HS COMMODITY
***** OKTOBER/OCTOBER 2011 *****

HS	Uraian Komoditi Commodity Description	Berat Bersih / Net Weight (Kg)		Nilai / Value C.I.F (US\$)	
		Bulan ini Current Month	Kumulatif Cum.Jan. to date	Bulan ini Current Month	Kumulatif Cum.Jan. to date
8515399000	Mach and app for arc welding of metalnon-automatic	129 018	1 964 699	893 062	15 140 523
8515801000	Electric mach & app for hot spraying ofmetals/sintered metal	9 017	159 259	78 130	1 662 161
8515809000	Electric mach & app not for hot sprayingof metals/sintered metal	75 776	882 930	784 906	9 883 597
8515901000	Parts of AC arc welder, transformer type	6 075	73 202	77 867	1 207 796
8515902000	Parts of mach & app for solderingcomponent on PCB/printed wirir	1 660	34 086	132 051	1 713 032
8515909000	Other parts in heading 8515	128 046	1 403 151	1 344 342	15 632 707
8516101000	Electric instantaneous/storage waterheaters	219 684	2 218 370	1 369 905	15 108 803
8516103000	Electric immersion water heaters	25 265	95 480	61 686	292 670
8516210000	Storage heating radiators	93	1 968	4 275	31 350
8516290000	Oth electric space heating app/electricsoil heating apparatus	1 557	107 184	35 911	1 085 654
8516310000	Hair dryers	24 528	141 855	392 739	1 441 155
8516320000	Other hair-dressing apparatus	22 720	318 976	152 523	1 687 231
8516330000	Hand-drying apparatus	11 461	76 081	172 486	700 211
8516401000	Electric smoothing irons of kind designto use steam from the indu:	0	69 066	0	419 742
8516409000	Other electric smoothing irons	14 364	474 065	126 018	3 136 783
8516500000	Microwave ovens	60 505	742 928	282 358	3 383 835
8516601000	Rice cookers	2 380 094	17 659 560	8 448 854	63 697 512
8516609000	Cooking plates,boiling rings,grillers &roasters	143 089	1 451 169	562 739	6 263 429
8516710000	Coffee/tea makers	23 853	202 433	185 218	1 931 852
8516720000	Toasters	14 733	235 942	103 122	1 349 535
8516791000	Kettles	12 669	227 200	81 552	1 407 365
8516799000	Other electro-thermic appliances	166 194	2 314 561	946 223	11 111 275
8516801000	Elect heating resistor for type-founding/type-setting mach; for ind	18 978	47 261	24 677	652 078
8516802000	Sealed hotplates for domestic appliances	5 508	9 315	13 769	57 035
8516803000	Other electric heating resistors fordomeestic appliances	48 912	1 030 572	724 099	4 269 464
8516809000	Other electric heating resistors not fordomeestic appliances	64 302	654 833	1 161 524	8 758 459
8516902000	Parts of goods of sub 8516.33,816.50,8516.60, 8516.71/8516.79.1	543 853	4 630 387	1 621 714	12 608 075
8516903000	Parts of goods of sub 8516.10	46 515	738 119	112 125	2 020 129
8516909000	Other parts of goods of sub 8516	611 604	4 683 177	4 187 565	31 154 666
8517110000	Line telephone sets with cordlesshandsets	4 172	69 780	169 086	2 290 066
8517120000	Telephones for cellular networks/forother wireless networks	1 364 910	14 082 095	190 998 068	1 932 581 997
8517180000	Other telephone sets	53 124	335 020	931 798	6 608 221
8517610010	Set top boxes which have a communicationfunctions of base static	62 758	278 897	2 045 463	11 330 672
8517610020	Base station for radio-broadcasting	29	80	1 375	3 855
8517610090	Other base stations	145 318	2 177 633	8 553 353	144 298 579
8517621000	Radio transmitters/receivers for simult.interpretaion at multiligual	18	5 100	1 325	86 866
8517622100	Control & adaptor units, incl. gateways,bridges and routers	17 580	454 880	1 253 151	27 317 460
8517622900	Oth unit of automatic data process machother than those of headi	10 954	39 466	5 779 582	18 434 513
8517623000	Telephonic/telegraphic switching app	23 933	255 131	685 376	8 991 070
8517624100	Modems including cable modems and modemcards	22 788	440 152	3 650 471	36 884 973
8517624200	Concentrators/multiplexers	62 893	278 698	9 148 681	49 255 524
8517624910	Set top boxes which have a communi-funcof app for carrier-currer	0	225	0	3 753
8517624990	Oth app for carrier-current line systemor for digital line systems	30 544	58 622	10 200 474	16 121 244
8517625100	Wireless lans	1 613	147 342	25 405	3 042 209
8517625300	Other transmission apparatus for radio-telephony/radio-telegraph	61 683	1 817 595	15 175 826	384 899 548
8517625900	Transmission/reception app.for simultaneinterpretaion at multiligi	10	583	207	399 728
8517626100	Transmission apparatus for radio-telephony/radio-telegraphy	0	1 067	0	141 993
8517626990	Oth machines for reception, conversion & transmission of voice or	0	7	0	2 341
8517629000	Oth mach for the reception, conversion &transmis/regenerate of \	6 135	26 348	932 985	7 044 382
8517691000	Portable receiver for call, alert/page &paging alert devices, includi	0	255	0	33 896
8517692000	Oth app. for transmission/recept voicesfor radio-telephony/radio-	0	5 050	0	5 029 444
8517699000	Oth app. for transmission/recept voices	551	64 789	84 835	9 497 606
8517701000	Parts of control and adaptor units incl.gateways, bridges, routers	26 331	172 859	5 023 294	54 503 030
8517702100	Parts of cellular telephones	843	13 559	28 442	950 697
8517702900	Oth parts of transmission app, oth thanradio-broadcasting/televisi	22 830	444 026	655 437	34 141 816
8517703100	Other printed circuit boards, assembledfor line telephony/line tele	2 274	30 583	384 072	4 154 619
8517703200	Other printed circuit boards, assembledfor radio-telephony/radio-	10 446	19 674	390 959	640 780
8517703900	Other printed circuit boards, assembledfor other	71 378	1 467 073	4 376 368	60 392 204
8517704000	Antennae of a kind used with apparatusfor radio-telephony/radio-	201 288	1 985 616	4 614 851	46 392 986
8517709100	Oth parts for line telephonyor line telegraphy	12 774	204 795	925 158	12 475 925
8517709200	Other parts for radio-telephonyor radio-telegraphy	258 368	3 775 230	13 946 997	205 176 633
8517709900	Other parts in subheading 85.17.70	339 056	3 790 955	55 815 502	511 724 056
8518101100	Microphones having a frequency rangeof 300 hz to 3.4 khz	1 520	59 377	20 888	309 071
8518101900	Oth microphones,whether/not withtheir stands	52 661	441 546	407 779	3 658 507
8518109000	Other microphones	46 916	404 591	340 876	3 763 727
8518210000	Single loudspeakers, mounted in theirenclosures	174 198	2 020 229	967 933	10 985 276
8518220000	Multiple loudspeaker,mounted inthe same enclosures	149 724	1 432 110	754 127	6 990 518
8518291000	Box assembly speakers	1 476	80 493	25 256	465 122
8518292000	Loudspeakers,without housing, havinga freq 300 hz to 3.4 khz	16 724	215 346	43 957	539 252
8518299000	Other loudspeakers	878 234	7 457 992	4 609 671	40 357 645
8518301000	Headphones	63 079	418 245	230 924	2 117 802

I.3. IMPOR MENURUT KOMODITI / IMPORT BY HS COMMODITY
***** OKTOBER/OCTOBER 2011 *****

HS	Uraian Komoditi Commodity Description	Berat Bersih / Net Weight (Kg)		Nilai / Value C.I.F (US\$)	
		Bulan ini Current Month	Kumulatif Cum.Jan. to date	Bulan ini Current Month	Kumulatif Cum.Jan. to date
8518302000	Earphones	378 981	4 318 568	1 504 600	18 238 387
8518303100	Handsets for telephonic apparatus	1 895	17 253	9 086	109 141
8518303900	Other headphones and earphones,combined microphone/speaker	31 502	425 160	152 848	1 719 535
8518304000	Line telephone handsets	1 892	1 893	7 356	7 386
8518309000	Sets consisting of a microphone and one or more loudspeakers	37 032	358 967	576 804	4 464 462
8518401000	Audio-frequency electric amplifiers, having 6/ more inputs signal lin	5 962	51 519	40 642	410 617
8518402000	Audio-frequency electric amplifier used as repeaters in line telephc	42	1 364	2 266	10 759
8518403000	Audio-frequency electric amplifier used as repeater in telephony n	0	1 727	0	200 242
8518409000	Other amplifier listrik audio-frekuensi	158 491	1 253 012	4 462 603	14 741 887
8518500000	Other electric sound amplifier sets	17 790	260 557	93 883	1 782 993
8518901000	Parts of subhead 8518.10.11, 8518.29.208518.30.40, 8518.40.20, ir	266 760	1 816 126	390 133	4 157 959
8518902000	Parts of goods of subheadings 8518.40.10	2 425	13 359	350 794	1 276 311
8518909000	Parts of goods of subheadings 8518.50.108518.50.20	826 429	10 076 557	4 968 123	54 126 513
8519200000	App operated by coins, banknotes, bankcard, token/by other mea	0	185	0	4 417
8519300000	Turntables (record-decks)	0	217	0	248
8519500000	Telephone answering machines	0	6 329	0	37 937
8519811000	Pocket size cassette recorders, the dimensions of which < 170 x 10	0	3	0	37
8519812000	Cassette recorders, with amplifiers/loud-speakers, operate with ex	0	24	0	8 449
8519813000	Compact disc players	90	33 577	5 426	341 491
8519816000	Magnetic tape recorder incorp soundreproducing app, digital audi	74	4 862	1 244	26 773
8519817000	Other sound reproducing app, cassettype	0	65	0	491
8519819000	Other apparatus using magnetic, optical or semi-conductor	3 005	53 882	99 487	1 081 988
8519891100	Cinematographic sound reproducers for film of a width of less than	0	18	0	248
8519892000	Record-players with/without loudspeakers	0	1	0	195
8519899000	Other apparatus not using magnetic, optical/semiconductor	30 576	183 699	326 466	2 990 400
8521100000	Magnetic tape-type of video recording/reproducing apparatus with	0	93 296	0	2 682 184
8521901100	Laser disc player for used in cinematography, television/broadcas	1	3 365	2	653 542
8521901900	Other laser disc players	51 664	296 087	323 650	1 796 223
8521909100	Oth video recording for used in cinematography, television/broad	2 382	54 769	98 225	1 685 574
8521909900	Oth video recording/reproducing app, whether/not incorp. a video	156 628	1 324 811	3 204 567	22 928 434
8522100010	Pick-up cartridges for special used in cinematography, television/bro	2 416	100 001	2 996	119 923
8522100090	Other pick-up cartridges	19 343	373 381	163 005	4 372 413
8522901000	PCB assemblies for TV, broadcasting cinematograph sound recorde	51 540	689 248	841 998	4 018 388
8522902000	Printed circuit boards assemblies for telephone answering machine	5 063	98 469	626 609	19 190 779
8522904000	Audio/video tapedecks and compact disc mechanisms	73 019	500 997	828 185	7 945 988
8522905000	Audio/video reproduction heads, magnetic type, magnetic erasing	1 244	26 893	24 444	389 457
8522909100	Oth parts, accessories of cinematograph sound recorders/reprod	970	16 137	536 839	5 627 219
8522909200	Other parts of telephone answering machines	0	1	0	245
8522909300	Other parts and accessories for goods of subheading 8519.81/heac	128 408	2 475 705	5 190 144	37 369 115
8522909900	Other parts and accessories for goods of subheading 85.19 other th	816 714	3 696 158	8 312 484	61 300 597
8523211000	Cards incorporating a magnetic stripe unrecorded	4 832	82 211	373 755	6 425 153
8523212000	Cards incorporating a magnetic stripe recorded	164	3 936	56 391	411 637
8523291100	Magnetic tapes, of a width < 4mm for computer tapes, unrecorded	1	578	1 194	53 896
8523291910	Other magnetic tapes, of a width < 4mm unrecorded	31 876	364 448	111 321	1 293 270
8523291990	Other magnetic tapes, of a width < 4mm recorded	38	1 205	557	16 668
8523292100	Magnetic tapes, of a width >= 4mm, and < 6.5 mm for computer ta	24 626	302 082	89 460	955 954
8523292200	Magnetic tapes, of a width >= 4mm, and < 6.5 mm for computer ta	1 901	69 579	4 800	168 071
8523292910	Other magnetic tapes, of a width >= 4mm, and < 6.5 mm, unrecor	236	2 374	21 132	424 958
8523292990	Other magnetic tapes, of a width >= 4mm, and < 6.5 mm, record	4	158	448	38 060
8523293100	Magnetic tapes, of a width >= 6.5 mm for computer tape, in pancak	45	770	3 731	60 163
8523293200	Magnetic tapes, of a width >= 6.5 mm for other computer tapes, ur	0	27	0	3 026
8523293300	Magnetic tapes, of a width >= 6.5 mm for oth, in pancake/in jumbo	67	2 533	2 105	16 386
8523293910	Oth magnetic tapes, of a width >= 6.5 mm, unrecorded	19 813	243 739	119 497	1 442 026
8523293990	Oth magnetic tapes, of a width >= 6.5 mm, recorded	37	320	323	400 425
8523294100	Magnetic discs for reproducing phenomena other than sound/image	1	4 377	10 500	12 732
8523294200	Magnetic discs for reproducing represent of instruction, data, sou	31 002	259 216	2 792 550	20 519 387
8523294300	Other magnetic discs, unrecorded	0	6	0	123
8523294400	Other magnetic discs, recorded	0	3 323	0	658 997
8523299100	Magnetic media for computer use, unrecorded	4 614	35 110	17 886	335 429
8523299300	Magnetic media for reproducing represent of instruction, data, sou	35 673	285 800	920 407	6 658 450
8523299900	Other magnetic discs	3 671	97 049	56 333	1 903 190
8523401100	Discs for laser reading systems for computer use, unrecorded	119 385	719 489	605 370	3 485 184
8523401200	Discs for laser reading systems for reproducing phenomena not sou	0	48	0	3 634
8523401300	Discs for laser reading systems for reproducing sound only	2	13	236	67 464
8523401400	Discs for laser reading system for represent of instruct, data, s	1 681	10 832	1 231 259	4 786 450
8523401900	Other discs for laser reading systems	40	724	1 405	72 782
8523409100	Optical media for computer use, unrecorded	0	100	0	337
8523409200	Optical media for reproducing phenomena not sound/image	0	5	0	918
8523409300	Optical media for laser reading systems of a kind for reproducing s	6	10	1 068	1 244
8523409400	Optical media for reproducing, represent of instruction, data, sou	3	255	13 286	350 658
8523409910	Other optical media, unrecorded	59	66	1 359	3 633

I.3. IMPOR MENURUT KOMODITI / IMPORT BY HS COMMODITY
***** OKTOBER/OCTOBER 2011 *****

HS	Uraian Komoditi Commodity Description	Berat Bersih / Net Weight (Kg)		Nilai / Value C.I.F (US\$)	
		Bulan ini Current Month	Kumulatif Cum.Jan. to date	Bulan ini Current Month	Kumulatif Cum.Jan. to date
8523409990	Other optical media, recorded	930	13 440	69 809	615 667
8523511000	Solid-state non-volatile storage devicesuitable for computer use,	5 771	39 028	54 368	300 808
8523512000	Solid-state non-volatile storage devicesfor reproduce phenomena	0	28	0	20 594
8523513000	Solid-state non-volatile storage devicesrepresent. of instruct,data,	177	304	54 449	108 596
8523519010	Solid-state non-volatile storage devicesunrecorde	2 364	31 829	322 575	1 345 728
8523519090	Solid-state non-volatile storage devicesrecorded	108 432	370 303	8 971 455	30 537 734
8523520000	Smart cards	103 395	1 404 623	5 001 085	62 365 986
8523591000	Proximity cards and tags	1 504	17 135	20 915	394 425
8523592000	Other semiconductor media, suitablefor computer use, unrecorde	5 002	25 867	39 668	212 180
8523593000	Other semiconductor media, suitablereproducing, phenomena not	0	19	0	25 176
8523594000	Oth semiconductor media, suitable repro,represent of instruct,datt	450	10 170	31 717	478 834
8523599010	Other semiconductor media, unrecorded	0	9 501	0	57 526
8523599090	Other semiconductor media, recorded	5	966	440	216 812
8523801000	Oth disc,tapes, solid-state non-volatilestorage for computer use, u	2 594	21 595	2 081 514	13 573 340
8523802000	Oth disc,tapes, solid-state non-volatilestorage for repro, pheno no	0	92	0	249 170
8523803000	Oth disc,tape,solid-state non-vltil forrepro,represent of instruct,datt	63 474	198 606	268 368	1 326 683
8523804000	Gramophone records	0	263	0	1 428
8523809010	Oth discs,tapes,solid-state non-volatilestorage unrecorded	0	66	0	17 748
8523809090	Oth discs,tapes,solid-state non-volatilestorage recorded	495	14 132	62 321	1 858 316
8525500010	Transmission apparatus forradio-broadcasting	0	1 016	0	67 290
8525500020	Transmission apparatus for television	152	25 275	156	684 467
8525500090	Other transmission apparatus for other	3 267	22 307	648 137	2 792 783
8525600000	Transmission apparatus incorporatingreception apparatus	447	10 836	15 097	1 204 237
8525801000	Web cameras	25 482	131 495	189 496	1 314 495
8525802011	Digital still image video cameras	731	8 621	41 348	1 186 425
8525802019	Other digital camera	88 697	971 627	4 219 486	29 632 370
8525802020	Video camera recorders	21 631	218 548	1 482 233	10 523 053
8525809000	Television camera	19 210	300 439	235 294	5 940 238
8526101000	Radar app. ground base,/of a kind forincorp in civil aircraft/seagoir	294	42 623	41 086	2 731 024
8526109000	Other radar apparatus	1 185	89 676	307 475	50 582 137
8526911000	Radio navigational aid app, for incorp in civil aircraft/seagoing vess	5 393	28 006	16 403 658	16 959 903
8526919000	Other radio navigational aid apparatus	1 087	113 233	45 323	5 641 454
8526920000	Radio remote control apparatus	51 080	697 716	1 245 039	16 547 356
8527120000	Pocket-size radio cassette-players	0	5 346	0	10 630
8527131000	Oth app combined with sound, recordingor reproducing apparatus	4 308	90 538	63 195	856 744
8527139000	Oth app combined with sound, recordingor reproducing apparatus	201	24 439	75 822	992 225
8527191100	Reception app capable of plan, manage,monitor electromagnet sp	0	35 284	0	61 568 520
8527191900	Reception app capable of plan, manage,monitor electromagnet sp	8	21 279	1 209	270 228
8527199100	Oth radio-broadcast receiver can operatewithout extn source of po	0	24 262	0	70 684
8527199900	Oth radio-broadcast receiver can operatewithout ext source of po	50	657	196	6 860
8527210000	Radio-broadcast receiver,use ext sourcepower combined with sou	74 036	771 861	4 982 554	26 253 291
8527290000	Radio-broadcast receivers,not capable ofoperate without extern s	16 376	131 661	587 725	8 391 895
8527911000	Oth recept app for radio-broadcast,combi-ned with sound record	25	25	283	283
8527919000	Oth recept app for radio-broadcast,combi-ned with sound record	29 577	207 800	383 938	2 946 980
8527921000	Oth recept app for radio-broadcast, notcombined with sound record	2 575	32 695	52 287	244 500
8527929000	Oth recept app for radio-broadcast, notcombi with sound record a	28 528	309 804	162 565	1 671 504
8527991000	Other reception app for radio-broadcast,portable	0	36 371	0	340 809
8527999000	Other reception app for radio-broadcast,not portable	584	50 667	8 136	1 194 594
8528411000	Colors cathode-ray tube monitor forused in auto data proc. system	17 402	234 825	51 544	910 759
8528412000	B/w of cathode-ray tube monitor forused in auto data proc. syste	0	1 282	0	16 446
8528491000	Oth color cathode-ray tube monitor usedin auto data process syst	1 528	31 480	53 250	2 018 782
8528492000	Oth b/w/monch color cathode-ray tubemonitor in auto data proc :	90	1 933	11 341	205 937
8528511000	Projection type flat panel display unitfor auto data process system	136 530	1 124 271	4 771 640	33 604 093
8528512000	Oth color monitor use in an auto dataprocess system head. 84.71	915 402	11 641 584	25 530 790	337 916 224
8528513000	Other b/w/monochrome monitor used inautomatic data process s	89	2 602	5 231	86 238
8528591000	Oth colors monitors use in an auto data	28 972	480 169	182 281	4 274 216
8528592000	Other b/w/monochrome monitors	397	4 381	13 235	326 294
8528611000	Flat panel display types used in auto-data processing system head.	4 581	71 030	363 580	4 806 841
8528619000	Oth projector for used in an automaticdata process system head. }	2 261	31 926	175 962	566 923
8528690000	Other projectors	11 300	70 174	84 331	823 056
8528711000	Recept app for TV, not design to incorpvideo display,with commur	1 007	5 482	31 536	62 500
8528719000	Other recept. app for TV, not design toincorporation a video displ	16 286	148 757	318 910	2 897 921
8528721000	Other color receivers, battery operated	299	20 614	4 974	426 342
8528729000	Other color receivers, not batteryoperated	635 706	4 598 598	16 174 951	110 985 287
8528731000	Other b/w receivers, mains operated/battery operated	0	6	0	3 415
8528739000	Other b/w receiver, not battery operated	58	11 453	30 928	193 957
8529102000	Parabolic aerial reflector dishes fordirect broadcast,multi-media sy	757 502	6 627 495	1 886 963	23 281 916
8529103000	Telescopic, rabbit & dipole antennae fortelevision/radio receivers	26 877	747 334	552 341	4 735 205
8529104000	Aerial filters and separators	56 326	532 319	398 173	7 763 117
8529106000	Feed horn (wave guide)	99 122	803 564	268 146	4 070 854
8529109200	Other aerial/reflector with transmissionapparatus for radio-broadc:	281 432	1 108 424	490 641	5 862 868

I.3. IMPOR MENURUT KOMODITI / IMPORT BY HS COMMODITY
***** OKTOBER/OCTOBER 2011 *****

HS	Uraian Komoditi Commodity Description	Berat Bersih / Net Weight (Kg)		Nilai / Value C.I.F (US\$)	
		Bulan ini Current Month	Kumulatif Cum.Jan. to date	Bulan ini Current Month	Kumulatif Cum.Jan. to date
8529109900	Aerials&reflect.s of all kinds not forradio-telephony/radio-telegra	73 961	1 359 756	3 991 603	33 082 417
8529902000	Parts of decoders suitable for use withthe app of headings 85.25 to	67 151	396 454	986 875	5 803 075
8529904000	Parts of digital cameras/video camerarecorders with app of hd 85.	54 308	465 835	1 320 914	39 680 566
8529905100	Other PCB, assembled for goods ofsubheading 8525.50/8525.60	480	9 013	21 825	562 105
8529905200	Other PCB, assembled for goods of subhd8527.(13;19;21,29, 91 at	65 374	847 831	229 899	9 097 471
8529905300	Other PCB, assembled for flat paneldisplay of heading 85.28	171 645	1 284 218	4 118 180	35 449 774
8529905400	Other PCB, assembled for TV receiversof heading 85.28	145 387	1 489 245	3 035 284	30 449 880
8529905500	Other PCB, assembled for goods ofheading 85.28	714	49 959	12 723	533 941
8529905900	Other PCB	764 813	6 545 659	90 403 474	677 999 883
8529909100	Parts of TV receivers suitable forwith the apparatus of hd 85.25 to	1 331 022	15 615 147	45 775 430	331 627 734
8529909400	Parts of flat panel display for usewith the apparatus of hd 85.25 to	190 420	1 558 199	3 667 312	32 032 390
8529909900	Other parts suitable for usewith the apparatus of hd 85.25 to 85.2	316 603	3 607 310	2 899 508	63 257 268
8530100000	Elect. signall, safety/traffic controlequip for railways/tramways	165	34 976	21 121	3 649 804
8530800000	Elect. signall, safety/traffic controlequip for road,inland waterway,	17 752	79 724	157 922	1 206 996
8530900000	Part of electrical signall, safety/traffic control equipment	7 829	33 755	492 093	2 314 983
8531101000	Burglar alarms	8 035	112 964	123 806	1 152 255
8531102000	Fire alarms	5 308	235 540	117 126	3 273 259
8531103000	Smoke alarms	23 960	103 731	1 159 701	1 731 367
8531109000	Other alarms and similar apparatus	35 954	854 262	915 524	11 107 606
8531200000	Indicator panel incorp liquid crystaldevices (lcd)/light emitting dioc	262 193	2 367 245	12 597 277	106 701 447
8531801100	Door bells, buzzers and dings	4 386	66 496	51 277	504 296
8531801900	Other electric bells	5 606	42 786	95 539	1 062 997
8531802000	Flat panel displays(including electroluminescence, plasma and oth	195	88 528	12 034	1 209 164
8531809010	Telegraphic apparatus for ships enginerooms	3 301	10 942	4 137	84 869
8531809090	Other electric sound/visual signallingapparatus	15 853	321 384	92 655	2 757 242
8531901000	Parts incl, printed circuit assembliesof subheading 8531.20/8531.8	10 890	72 810	436 519	2 231 119
8531902000	Parts of door bells/other door soundsignaling apparatus	7	22	1 548	2 205
8531909000	Other parts of electric sound/visualsignaling apparatus	17 427	214 085	503 891	6 303 568
8532100000	Fixed capacitor design for use in 50/60hz circuit, reactive power >(191 745	1 589 154	4 981 964	40 666 714
8532210000	Tantalum fixed capacitors	21 292	198 227	2 724 712	23 120 702
8532220000	Aluminium electrolytic fixed capacitors	174 812	2 088 643	5 201 278	66 109 461
8532230000	Ceramic dielectric, single layer of fixedcapasitor	40 503	406 475	1 952 364	19 970 789
8532240000	Ceramic dielectric, multilayer	72 551	526 216	3 479 206	31 968 467
8532250000	Dielectric of paper/plastics of fixedcapasitor	45 936	355 581	1 052 880	9 455 821
8532290000	Other fixed capasitors	261 722	2 773 004	5 627 728	59 757 470
8532300000	Variable/adjustable(pre-set)capacitors	38 869	444 372	1 035 797	10 871 930
8532900000	Parts of other fixed capasitors	269 167	2 596 008	9 793 767	109 326 433
8533101000	Fixed carbon resistors, composition/filmtypes surface maunted	52 421	352 130	2 383 117	16 284 699
8533109000	Fixed carbon resistors, composition/filmtypes not surface maunte	76 469	699 144	2 915 781	29 366 034
8533210000	Oth fixed resistors for a power handlingcapacity <= 20w	44 232	711 297	2 079 317	25 179 052
8533290000	Oth fixed resistors for a power handlingcapacity > 20w	120 941	666 333	1 870 887	22 418 094
8533310000	Wirewound variable resistors, rheostats,for a power handling capa	374	38 935	4 235	205 930
8533390000	Wirewound variable resistors, rheostats, for a power handling capa	56 357	344 165	428 462	3 160 018
8533400000	Other variable resistors, includingrheostats and potentiometers	37 072	357 919	2 757 680	31 224 713
8533900000	Parts of lectrical resistors	65 110	1 494 244	1 611 183	54 440 125
8534001000	Printed circuits, single-sided	79 577	1 050 369	1 895 136	29 198 296
8534002000	Printed circuits, double-sided	47 168	374 214	4 573 034	25 350 712
8534003000	Printed circuits, multi-layer	102 821	981 309	5 082 810	45 987 650
8534009000	Oth printed circuits	570 828	5 170 389	25 411 445	305 162 478
8535100000	Fuses for voltage >1000volts	68 967	627 237	1 074 221	7 401 323
8535211000	Automatic circuit breakers for a volt< 72.5 kv, moulded case type	4 299	126 373	11 806	1 117 506
8535219000	Automatic circuit breakers for a volt< 72.5 kv, other than moulded	188 704	1 456 748	4 791 545	37 637 146
8535290000	Automatic circuit breakers for a volt>= 72.5 kv, moulded case type	150 642	1 469 236	1 967 290	14 738 005
8535301000	Isolating switches, make-&-break switchsuitable for a volt > 1 kv &	32 714	270 967	811 691	12 903 247
8535302000	Isolating switches, make-&-break switchfor voltage >= 66 kv	26 579	250 657	385 056	4 084 888
8535309000	Isolating switches, make-&-break switchfor voltage >= 40 kv and <	125 955	1 431 216	2 383 781	23 973 804
8535400000	Lightning arresters, voltage limitersand surge suppressors	112 543	1 372 928	1 258 796	11 396 653
8535901000	Bushing and tap changer assemblies forelectricity distrib/power tr.	52 957	827 387	928 370	17 593 552
8535909000	Oth elect app. for switch/protec. electcircuits,for make connect el	438 780	2 557 096	4 724 170	32 128 848
8536101000	Thermal fuses; glass type fuses forvoltage <= 1000volts	27 502	293 914	1 054 994	11 430 810
8536109000	Other fuses for voltage <= 1000 volts	436 377	5 294 531	2 119 301	23 987 348
8536201000	Automatic circuit breakers mouldedcase type for voltage <=1000v	23 077	112 693	183 954	1 197 980
8536202000	Auto-circuit breaker for incorp intoelec-thermic for voltage <=100	0	8	0	1 238
8536209000	Other automatic circuit breakersfor voltage <=1000volts	112 268	754 205	1 861 836	11 023 427
8536300000	Oth apparatus for protecting electricalcircuits	87 056	894 653	2 443 791	24 256 604
8536410000	Relay for a voltage <= 60 voltscircuits	129 987	1 009 782	3 818 042	30 329 657
8536490000	Relay for a voltage > 60 volts and<= 1000 volts	112 784	1 330 240	4 759 172	40 091 613
8536502000	Over current, residual current automaticswitches for voltage <= 10	31 597	226 664	279 206	2 820 626
8536503100	High inrush switch, commutator for stoveranges, microphone swit	5 269	74 574	67 568	650 137
8536503900	High inrush switch, commutator for stoverange,microphone switc	127 755	1 042 185	1 174 850	13 847 970
8536504000	Miniature switches for rice cooker/oventoasters	5	10	400	419

I.3. IMPOR MENURUT KOMODITI / IMPORT BY HS COMMODITY
 *** OKTOBER/OCTOBER 2011 ***

HS	Uraian Komoditi Commodity Description	Berat Bersih / Net Weight (Kg)		Nilai / Value C.I.F (US\$)	
		Bulan ini Current Month	Kumulatif Cum.Jan. to date	Bulan ini Current Month	Kumulatif Cum.Jan. to date
8536505000	Electronic ACswitch consist of opticalcouple input,output circuits,e	52 941	588 867	1 492 775	11 506 901
8536506100	Make, break switches for domestic usewith rated current carry cap	4 139	345 986	15 387	507 727
8536506900	Make, break switch not for domestic usewith rated current carry c	2 494	29 614	117 242	1 576 310
8536509100	Starters for elect motor,fuses,switch,fuse, suitable for use in electi	39 812	292 129	930 978	8 305 458
8536509910	Smoke switches	804	17 986	45 369	600 279
8536509990	Oth electronic ACswitches for voltage< 1000 v & acurrent <= 11 ar	325 269	3 524 667	7 320 750	74 292 663
8536611000	Lamp-holders of a kind for compact lampor halogen lamps	3 190	65 873	13 010	467 825
8536619000	Lamp-holders oth than compact lamps/halogen lamps	124 458	1 625 746	411 997	4 332 602
8536691100	Telephone plugs for domestic use, ratecurrent carrying capacity <	10 428	266 719	223 125	1 889 656
8536691900	Telephone plugs not for domestic use,rate current carrying capaciti	44 066	247 543	903 351	6 519 683
8536692100	Av sockets,cathode ray tube sockets fortv,radio receiv, cap<16amp	13	232	33	15 627
8536692900	Av sockets,cathode ray tube sockets fortv,radio recv, cap<16amp,r	14 976	135 505	185 292	2 126 406
8536693100	Sockets,plug for co-axial cable,printedcircrts, domest use, radio eq	871	7 062	20 571	127 811
8536693900	Sockets,plug for co-axial cable,printedcircrts,not domest use,radio	37 931	390 128	619 181	4 363 586
8536699100	Other plug and sockets, domestic use,radio equip., acapacity < 16	46 480	396 289	358 821	2 273 619
8536699900	Other plug & sockets, not domestic use,radio equip., acapacity < 1	14 595	134 629	487 761	4 544 812
8536700000	Connectors for optical fibres, opticalfibres bundles/cables	60 892	578 142	974 426	10 974 272
8536901100	Connection, contact elements for wiresand cables; wafer probers	66 685	586 175	651 890	5 222 747
8536901900	Other connection, contact elements forwires and cables; wafer pr	200 371	1 126 347	2 422 951	23 781 086
8536902100	Junction boxes for domestic use, cap. <16 amps, for use elect fan/r	6 464	51 251	152 556	1 196 534
8536902900	Junction boxes not for domestic use, cap. <16 amps, for use elect f	576 248	3 698 998	8 788 496	71 626 980
8536903100	Cable connectors consist of a jack plug,domestic use,<16amp, for	40 093	495 346	880 238	9 880 992
8536903900	Cable connectors consist of a jack plug,not domestic,<16amp, for	474 600	4 163 567	14 597 835	131 447 284
8536909100	Oth cable connect consist of jack plug, cap. <16 amps, for use elect	16 414	193 864	278 426	3 729 793
8536909910	Connector & socket cable for ic,printedcircuit	162 017	1 435 075	4 541 791	37 529 417
8536909990	Other connector and socket cable	785 193	8 005 147	17 700 277	163 665 563
8537101000	Switchboards&control panels for voltage<= 1000 volt	405 763	3 943 956	3 419 219	39 615 690
8537102000	Distribution boards for use with goods of hd.84.71,85.17,85.25 < 1	21 811	262 982	485 243	4 564 792
8537103000	Programmable logic controllers for auto-mach for trans. for voltag	52 612	616 706	836 897	7 277 960
8537109000	Oth board for elect control for voltage<= 1000volt	504 324	2 664 362	6 259 524	65 068 362
8537201100	Switchboards incorp. elect instrum forbreak, connect/protect elec	467	51 043	3 174	1 350 493
8537201900	Switchboards incorp. elect instrum forbreak,connect/protoc e-circ	259 243	587 916	1 994 410	9 836 772
8537202100	Control panel incorp. elect instrum forbreak,connect/protect e-cir	10 856	105 956	1 231 372	2 537 682
8537202900	Other control panels for a voltage>1,000 volts	197 861	1 087 318	5 934 907	38 244 388
8537209000	Oth board for electric control fora voltage > 1000 volt	926 224	6 415 539	9 140 551	91 750 408
8538101100	Parts of programmable logic controllersfor auto mach for trans. fo	3 878	23 830	304 030	1 124 082
8538101200	Board,panel,console,desk,cabinets ofuse in radio equipment, volta	0	601	0	18 681
8538101900	Oth board,panel,console,desk,cabinets ofused in radio equipment	72 594	1 078 906	515 020	13 107 116
8538102100	Parts of programmable logic control forauto-mach for trans. for vc	2 466	17 242	145 085	669 448
8538102900	Board,panel,console,desk,cabinets ofused in radio equip, voltage>	63 805	1 742 637	1 379 863	29 815 927
8538901100	Oth board,panel,console,desk,cabinetsconnect for wires, wafer pr	67 318	613 739	1 427 101	13 638 673
8538901200	Parts of goods of subhd 8536.50.50,8536.69.30,8536.90.10 for vol	90 595	378 807	1 360 139	7 815 183
8538901300	Parts of goods of subheading8537.10.20 for voltage <=1000 volt	0	8 865	0	89 333
8538901900	Other parts of boards,panels consoles,for voltage <=1000 volt	102 188	725 475	931 318	11 461 581
8538902100	Parts/printed circuit ass. of telephoneplug connec for wires,wafer	3 678	58 149	60 280	947 255
8538902900	Other parts of boards,panels consoles,for voltage > 1000 volt	796 624	7 604 101	40 737 628	426 136 237
8539101000	Sealed beam lamp units for motorvehicles of chapter 87	80 943	1 187 679	678 237	7 180 090
8539109000	Other sealed beam lamp units	32 366	299 085	225 430	2 164 964
8539212000	Tungsten halogen for used in medicalequipment	0	1 197	0	34 046
8539213000	Tungsten halogen for used for vehicles	28 342	389 100	560 778	6 952 299
8539214000	Other reflector lamp bulbs of tungstenhalogen	628	9 647	17 558	139 531
8539219000	Oth tungsten halogen	31 283	223 163	375 152	3 766 864
8539222000	Other filament lamps, infra red, power<200 & voltage>100v in me	24	2 569	805	6 937
8539223000	Other reflector lamp bulbs of a power<=200w & for voltage > 100	163	7 420	5 247	82 862
8539229000	Other filament lamps, infra red, power<=200 w& voltage>100v	43 357	327 007	248 187	2 152 406
8539291000	Other filament lamps, excluding uvor infra-red lamps, in medical e	772	48 005	295 157	606 405
8539292000	Other filament lamps, excluding uvor infra-red lamps, for motor ve	63 750	908 073	1 884 999	17 940 955
8539293000	Other reflector lamp bulbs	6 602	122 544	76 673	1 231 183
8539294000	Flashlight bulbs; miniature indicatorbulbs, rated up to 2.25 v	1 698	37 485	180 626	1 510 591
8539295000	Other filament lamps, capacity > 200w &<=300w, voltage>100volt	4	18 990	22	400 693
8539296000	Other filament lamps, capacity < 200w &<=300w, voltage <= 100v	1 639	16 097	133 513	979 855
8539299000	Other filament lamps, excl ultra-violetor infra-red lamps	136 852	1 705 859	935 056	12 270 597
8539311000	Tubes for compact fluorescent lamps	53 544	966 218	314 346	6 478 026
8539319010	Tube lamps	63 469	782 957	358 007	4 431 217
8539319020	Compact fluorescent lamps	0	128 163	0	1 213 195
8539319090	Other fluorescent, hot cathode	1 794 228	16 564 493	12 846 095	148 336 428
8539320000	Mercury/sodium vapour lamps; metalhalide lamps	41 440	359 153	857 560	6 326 350
8539391000	Tubes for compact fluorescent lamps,cold cathode types	79 730	515 574	129 120	1 016 200
8539392000	Discharge lamps for decorative andpublicity purposes	3 859	75 780	8 387	215 940
8539393000	Other fluorescent cold cathode types	388	10 197	3 317	125 713
8539394000	Electric lamps for mtr vehicle/cycles	525	164 981	15 373	1 136 310

I.3. IMPOR MENURUT KOMODITI / IMPORT BY HS COMMODITY
***** OKTOBER/OCTOBER 2011 *****

HS	Uraian Komoditi Commodity Description	Berat Bersih / Net Weight (Kg)		Nilai / Value C.I.F (US\$)	
		Bulan ini Current Month	Kumulatif Cum.Jan. to date	Bulan ini Current Month	Kumulatif Cum.Jan. to date
8539399000	Discharge lamps, other than uv lamps	17 174	514 170	180 654	2 676 206
8539410000	Arc lamps	226	1 979	5 655	80 629
8539490000	Ultra-violet/infra-red lamps	17 656	243 394	209 556	3 417 216
8539901000	Part of alumi end caps for fluorescentlamps alum. screw caps for i	245 776	1 887 987	1 019 866	8 316 506
8539902000	Oth parts,for lamps of vehicles of allkinds	19 131	146 154	229 124	968 542
8539909000	Oth part of elect filament/dischargelamps including sealed beam l	622 266	4 118 106	3 852 116	25 550 812
8540110000	Color cathode-ray television picturetube incl video monitor cathoc	3 308 247	31 853 808	4 841 212	55 786 255
8540120000	B/w cathode-ray TV picture tubes,incl video monitor cathode-ray t	0	31 537	0	134 144
8540200000	Tv camera tubes; image converters andintensifiers; other photo-c	15 175	233 685	362 288	2 625 998
8540401000	Data/graphic display tubes color foruse with articles of heading 85	0	457	0	26 427
8540409000	Data/graphic display tube color not foruse with articles of heading	1	622	308	31 866
8540500000	Data/graphic display tubes, black andwhite/other monochrome	3 833	36 085	50 473	533 258
8540600000	Other cathode-ray tubes	18	160 403	52	156 480
8540710000	Magnetrons of microwave tubes	125	642	1 368	63 303
8540790000	Travelling wave tube, carcinotrons exclgrid-controlled tubes of mic	48	1 577	89 143	341 421
8540810000	Receiver/amplifier valves and tubes	4 050	6 257	44 699	377 438
8540890000	Other valves and tubes	10 811	85 364	81 984	394 129
8540910000	Parts of cathode-ray tubes	99 280	1 099 528	3 023 275	20 346 611
8540991000	Parts of microwave tubes	13 267	50 486	43 080	154 345
8540999000	Other parts of thermionic, cold cathodeor photo cathode valves ar	425	200 188	23 307	4 926 536
8541100000	Diodes, other than photosensitive/lightemitting diodes	308 413	2 342 872	18 669 053	154 501 680
8541210000	Transistor with a dissipation rateof < 1 w	18 379	137 986	1 744 799	15 429 319
8541290000	Transistor with a dissipation rateof >= 1 w	185 619	1 703 175	9 109 684	65 864 442
8541300000	Thyristors,diacs and triacs, other thanphotosesintive devices	36 963	121 863	1 830 368	17 977 992
8541401000	Light emitting diodes	49 411	367 224	3 962 738	52 268 640
8541402000	Photocells, including photodiodes/photo-transistors	225 643	447 713	2 311 598	9 593 001
8541409000	Oth photosensitive semiconductor device,including photovoltaic c	46 471	539 867	6 445 762	78 172 776
8541500000	Other semiconductor devices	58 754	384 747	1 962 049	17 809 883
8541600000	Mounted piezo-electric crystals	20 264	450 460	1 354 095	15 350 615
8541900000	Parts of diodes,transistors & similarsemiconductor devices	10 613	130 701	2 741 647	28 811 084
8542310000	Processors,controller, converter, logiccircuit, amplifier, clock timin	293 224	2 301 240	26 791 950	242 934 955
8542320000	Memories of elect integrated circuits	38 751	382 459	6 577 707	47 444 613
8542330000	Amplifiers of elect integrated circuits	33 777	232 711	262 394	2 941 366
8542390000	Other electronic integrated circuits	386 778	3 598 746	109 326 089	928 762 381
8542900000	Parts of electronic integrated circuits	123 655	1 705 071	3 944 259	170 203 755
8543100000	Particle accelerators	7	73 910	1 324	1 115 976
8543200000	Signal generators	2 380	43 880	51 715	858 433
8543302000	Wet processing equip. for the applic.by immersion of chemical/ele	7 288	49 965	523 838	4 222 848
8543309000	Oth machines & app for electroplating,electrolysis/electrophoresis	20 662	1 176 267	900 239	61 445 574
8543701000	Electric fence energisers	3 211	62 871	17 922	232 319
8543702000	Remote control apparatus, other thanradio remote control appara	175 368	1 261 203	904 360	10 061 298
8543703000	Electrical machines with translationor dictionary functions	2 862	30 494	322 732	4 274 393
8543704000	Equip for the removal of dust particlesor elimination of electrostat	500	26 154	13 754	233 859
8543705000	Integrated receiver/decoder ird fordirect broadcast multimedia sy	104 343	2 302 858	907 154	16 551 154
8543709010	Electrical mine detonators	3	1 952	350	176 474
8543709090	Other electrical detonators	250 207	2 560 452	2 010 772	29 727 836
8543901000	Parts of goods of subheading 8543.10/8543.20	24	4 535	442	67 231
8543902000	Parts of goods of subheading 8543.30.20	15 560	123 001	27 300	249 804
8543903000	Parts of goods of subheading 8543.70.30	0	2 109	0	32 234
8543904000	Parts of goods of subheading 8543.70.40	0	4	0	1 460
8543905000	Parts of goods of subheading 8543.70.50	4 770	150 341	9 377	633 059
8543909000	Other parts of goods of heading 8543	325 832	3 956 149	2 969 202	41 830 416
8544110010	Winding wire of copper, laquered/enamelled	428 166	3 535 635	4 157 440	35 542 835
8544110020	Winding wire of copper, cover with papertextile material/PVC	111 974	1 514 566	948 223	18 259 008
8544110030	Winding wire of copper, laquer/enamelled& cover with paper, tex	122 467	898 586	974 547	9 593 329
8544110040	Winding wire of copper, rect cross-sect.and without connectors	211 723	1 627 278	2 547 831	18 876 634
8544110090	Other winding wire of copper	593 474	7 155 071	4 693 828	67 839 482
8544191000	Winding wire not of copper, laquered/enamelled	237	18 358	5 287	232 761
8544192000	Winding wire not of copperof manganese resistance wire	6 409	69 372	28 167	360 033
8544199000	Other winding wire not of copper	672 200	5 128 457	12 410 477	55 796 498
8544201000	Insulated cables fitted with connectors,for a voltage <=66.000volt:	231 414	2 429 301	2 155 752	24 633 171
8544202000	Insulated cable not fitted withconnector for a voltage <=66.000vol	1 859 752	9 301 465	12 924 604	58 873 010
8544203000	Insulated cables fitted with connectorsfor a voltage >66.000volts	26 428	447 632	260 893	2 842 083
8544204000	Insulated cables not fitted withconnectors for a voltage >66.000vc	137 245	615 982	993 061	3 432 893
8544301000	Wiring harnesses for motor vehicles	186 934	2 011 230	3 562 078	25 193 173
8544309000	Oth ignition wiring sets,oth wiring setfor used in vehicles, aircraft/	581 390	5 013 310	6 290 331	119 125 672
8544421100	Telephone, telegraph, radio relay cables submarine, for communica	7 166	22 665	29 339	95 580
8544421900	Other fitted with connectors for telecom-munication, voltage <= 8	53 261	937 223	1 064 942	10 594 155
8544422000	Fitted with connectors for telecom-munication voltage > 80 v & <=	6 423	411 485	206 984	5 774 526
8544423000	Battery cables for voltage <= 1000 v	1 930	12 119	51 331	374 429
8544429000	Oth fitted with connector, for voltage<= 1000 volts	620 928	4 922 356	8 492 011	56 797 785

I.3. IMPOR MENURUT KOMODITI / IMPORT BY HS COMMODITY
***** OKTOBER/OCTOBER 2011 *****

HS	Uraian Komoditi Commodity Description	Berat Bersih / Net Weight (Kg)		Nilai / Value C.I.F (US\$)	
		Bulan ini Current Month	Kumulatif Cum.Jan. to date	Bulan ini Current Month	Kumulatif Cum.Jan. to date
8544491100	Telephone,telegraph,radio relay cables submarine, not for commun	3 347	99 259	29 080	1 432 713
8544491900	Other fitted with connectors not for telmunication, voltage <= 80 v	183 725	1 386 382	1 985 509	14 067 668
8544492100	Shielded wire for mnfact.of auto-wiringharnesses, not for commun	702 679	5 978 232	9 371 136	70 201 452
8544492900	Oth fitted with connectors, <= 80 v,not for used for telecommunic	260 185	2 376 135	2 150 733	19 247 494
8544493100	Telephone,telegraph,radio relay cables submarine, for communica	1	873	30	27 540
8544493900	Oth fitted with connectors for telecommunication, voltage > 80 v	151 744	1 773 680	849 742	10 231 799
8544494000	Other fitted with connectors, > 80 v &<= 1000 v of a kind not used	191 650	1 865 495	1 617 357	17 136 804
8544601000	Other electric conductors, volt > 1 kv and <= 36 kv	23 538	1 313 041	217 402	13 256 041
8544602100	Plastic insulated elec.cable havingcross sec<=400mm for 36kv<vol	22	79 752	426	297 397
8544602900	Plastic insulated elec.cable havingcross sec>400mm for 36kv<volt	689 506	3 641 729	4 634 019	22 770 445
8544603000	Other electric conductors, for a voltage> 66 kv	2 524	176 557	47 023	2 028 553
8544701000	Optical fibre cables teleph,telegraph,radio relay cables,submarine	1 052	795 434	55 365	7 738 178
8544709000	Other optical fibre cables	113 235	2 165 623	1 506 046	23 508 718
8545110000	Electroda of a kind used for furnaces	2 242 182	12 199 213	9 931 918	47 824 062
8545190000	Electroda of a kind used not for furnace	137 960	1 803 883	2 788 753	18 674 884
8545200000	Carbon brushes for electrical purpose	58 153	463 939	999 630	8 639 027
8545900010	Battery carbons	192 851	1 784 043	650 422	5 688 888
8545900090	Lamp carbon, oth articles of graphite/oth carbon, with/without m	26 366	185 810	1 154 790	6 062 081
8546100000	Electrical insulators of any material ofglass	26 602	2 234 509	680 783	8 886 603
8546200010	Ceramic bushing for tranformator	210 846	1 087 558	583 667	4 464 916
8546200090	Oth elect insulators of any material ofceramics	1 125 444	10 073 491	990 050	10 579 627
8546900000	Oth elect insulators not of glass andof ceramics	835 428	4 327 969	1 541 627	13 289 794
8547100000	Insulating fitting of ceramics	83 935	589 737	1 191 858	7 795 956
8547200000	Insulating fitting of plastics	173 854	1 549 687	3 083 597	28 583 653
8547901000	Elect conduit, joints therefor, of basemetal lined with insulating m	28 610	268 709	368 825	2 215 146
8547909000	Oth insulating fittings for elect mach,appliances/equipment, being	754 473	3 677 777	27 800 780	52 616 729
8548101100	Lead acid scrap of primary cells/battery/elect accumulators used in	0	3	0	5
8548101900	Other lead acid scrap storage batteries,drain/undrained	1	19	3	3 371
8548109000	Other waste, scrap of primary cells,primary	34	471	4 651	114 313
8548901000	Image sensors contact type copmrisinga photo-conductive sensor	15 140	221 616	873 131	13 963 688
8548902000	Printed circuit assemblies incl suchassemblies for external connect	150 141	673 871	24 645 623	112 554 302
8548909000	Other electrical parts of mach and app, nes	97 036	787 333	1 686 504	15 900 523
8601200000	Rail locomotives powered by electricaccumulators	0	7 856	0	53 922
8602100000	Diesel-electric locomotives	0	325 430	0	9 825 997
8602900000	Locomotive tenders	0	75 285	0	286 053
8603100000	Self-propelled railway, tramway coach,vantruck powered from ext.	3 960 000	7 047 440	10 384 876	15 464 606
8603900000	Self-propelled railway, tramway coach,vantruck not power from ex	0	6 472	0	10 968
8604000000	Railway/tramway maintenance/servicevehicles, whether/not self-	0	571 003	0	2 076 432
8605000000	Railway/tramway passenger coach,not selfpropelled,luggage van, r	0	3 877	0	5 855
8606100000	Tank wagons and the like	1 037	1 824	2 774	4 673
8606300000	Self-discharging vans,wagons, oth thanthose of subheading 8606.1	0	640	0	1 478
8606910000	Railway/tramway goods vans & wagonnot self-propelled covered ;	2 500	2 500	6 600	6 600
8606920000	Railway/tramway goods vans&wagon notself prope open,removat	0	147	0	300
8606990000	Railway/tramway goods vans&wagon notself prope open,removat	26	15 022	1 424	37 257
8607110000	Driving bogies and bissel-bogies	8 000	115 944	105 455	528 024
8607120000	Other bogies and bissel-bogies	1 183	237 828	3 361	2 190 616
8607190000	Oth, including parts axles & wheels	1 440 472	4 433 834	5 145 258	23 971 986
8607210000	Air brakes and parts thereof	24 306	42 197	566 263	1 512 069
8607290000	Brakes and parts thereof other than airbrakes	23 228	184 210	271 155	1 064 507
8607300000	Hooks & oth coupling devices, buffers,and parts thereof	21 331	181 291	95 860	1 780 484
8607910000	Other parts of locomotives	14 809	24 823	559 865	1 251 150
8607990000	Other part of trolling stone	970	115 429	226 067	7 721 758
8608002000	Electromechanic equip of railway/tramwaytrack fixtures,fitting, m	192	21 064	32 021	4 454 567
8608009000	Non-electromech equip of railway/tramwaytrack fixtures,fitting, r	16 081	68 557	902 759	1 508 636
8609001000	Containers of metal design & equip forcarriage by one/more mode	82 768	1 356 289	661 618	8 245 203
8609002000	Containers of wood design & equip forcarriage by one/more mode	1	1	103	103
8609009000	Other containers design & equip forcarriage by one/more modes c	133 817	841 245	858 283	4 554 901
8701101100	Pedestrian controlled tractors, power<=22.5 kw for agricultural us	29 200	45 421	55 275	82 289
8701101900	Pedestrian controlled tractors, power<=22.5 kw oth than for agric	0	957	0	13 880
8701102100	Pedestrian controlled tractors, power> 22.5 kw for agricultural use	0	35 828	0	735 067
8701102900	Pedestrian controlled tractors, power> 22.5 kw oth than for agricu	0	82 815	0	399 255
8701201000	Road tractors for semi-trailers, ckd	0	23 429	0	26 809
8701209000	Road tractors for semi-trailers, not ckd	1 264 473	9 935 284	7 165 515	65 384 555
8701301000	Track-laying tractors of a cylinder cap<= 1100 cc	0	208 615	0	2 143 334
8701302000	Track-laying tractors of a cylinder cap> 1100 cc	0	98 398	0	897 864
8701901100	Agriculture tractors of a cylinder cap<= 1100 cc	186 909	1 233 603	1 121 354	8 239 272
8701901900	Agriculture tractors of a cylinder cap<= 1100 cc	260 371	4 551 497	2 013 712	30 753 894
8701909100	Other tractors of a cylinder capacity<= 1100 cc	0	29 069	0	64 539
8701909900	Other tractors of a cylinder capacity> 1100 cc	19 278	812 551	128 322	6 113 032
8702101100	Motor vehicles for the transport >=10 p,a gross vehicle weight < 6	0	10 880	0	65 980
8702101200	Motor vehicles for the transport >=10 p,vehicle weight >=6t & < 1	116 299	375 112	1 172 059	3 739 602

I.3. IMPOR MENURUT KOMODITI / IMPORT BY HS COMMODITY
***** OKTOBER/OCTOBER 2011 *****

HS	Uraian Komoditi Commodity Description	Berat Bersih / Net Weight (Kg)		Nilai / Value C.I.F (US\$)	
		Bulan ini Current Month	Kumulatif Cum.Jan. to date	Bulan ini Current Month	Kumulatif Cum.Jan. to date
8702101300	Motor vehicles for the transport >=10 p,vhcl weight >= 18 t & < 24	0	65 750	0	566 661
8702102100	Motor vehicles for the transport >=10 p,vehicle weight < 6 t, not cl	266 084	1 652 151	1 885 806	16 053 761
8702102200	Motor vehicles for the transport >=10 p,vhcl weight >=6t & <18t, r	0	19 790	0	41 003
8702901990	Motor vhcl for the transport in airport,weight>24t,not ckd,non die	0	832	0	18 024
8702909920	Other motor vehicle, non diesel,>= 10 pvhcl weight >= 5 tons & < 2	0	5 410	0	64 680
8702909990	Other motor vehicle, non diesel,>= 10 pvhcl weight > 24 t, not ckd	0	4 211	0	93 781
8703101000	Golf cars, including golf buggies	15 177	226 645	26 150	296 946
8703109000	Vehicles specially designed for travelon snow and similar vehicles	0	339	0	30 782
8703211000	Go-karts, cylinder capacity <= 1,000 ccinternal combust recipro pis	0	37 737	0	204 706
8703212110	Sedan/station wagons, <= 1,000 cc, ckdinternal combust recipro pi	0	693	0	27 626
8703212190	Other motor cars, <= 1,000 cc, ckdinternal combust recipro piston	16 562	16 562	370 644	370 644
8703212910	Sedan/station wagons, <=1,000 cc,not ckdinternal combust recipr	0	990	0	12 147
8703212990	Other motor cars, <= 1,000 cc, not ckdinternal combust recipro pis	140 250	3 157 713	986 115	24 237 108
8703213000	Other vehicles, <= 1,000 cc, ckdinternal combust recipro piston en	6 716	26 695	28 350	116 188
8703219000	Other vehicles, <= 1,000 cc, not ckdinternal combust recipro pisto	0	21 075	0	139 491
8703221110	Sedan/station wagons, 1,000-1500 cc,ckdinternal combust recipro	0	1 074	0	12 291
8703221190	Other motor cars, 1,000-1500 cc, ckdinternal combust recipro pist	0	1 917 209	0	9 413 194
8703221910	Sedan/station wagon,1,000-1500cc,not ckdinternal combust recip	1 221 557	13 563 441	12 200 159	139 280 438
8703221990	Other motor cars, 1,000-1500 cc, not ckdinternal combust recipro pi	3 835 564	38 393 875	39 371 823	371 586 382
8703229000	Other vehicles, 1,000-1500 cc, not ckdinternal combust recipro pis	0	5 331	0	44 783
8703231000	Ambulances, 1500-3000 cc intern combustreciprocating piston en	3 240	27 848	5 512	112 056
8703234190	Other motor cars, 1500-1800 cc, ckdinternal combust recipro pistc	1 312 406	6 675 444	14 612 701	75 029 790
8703234290	Other motor cars, 1800-2000 cc, ckdinternal combust recipro pistc	338 998	2 136 707	2 660 614	16 005 831
8703234390	Other motor cars, 2000-2500 cc, ckdinternal combust recipro pistc	378 966	2 435 580	3 621 500	21 649 950
8703235110	Sedan/station wagons, 1500-1800 cc, notinternal combust recipro	256 342	3 994 844	4 257 414	58 640 388
8703235190	Other motor cars, 1500-1800 cc, not ckdinternal combust recipro j	846 422	5 396 900	5 233 791	48 943 623
8703235210	Sedan/station wagons, 1800-2000 cc, notinternal combust recipro	64 672	1 738 477	1 165 801	33 161 688
8703235291	Oth motor car,1800-2000 cc, (4x2) system,not ckd,int combust rec	40 944	370 766	824 348	5 550 535
8703235292	Oth motor car,1800-2000 cc, (4x4) system,not ckd,int combust rec	33 783	215 827	533 430	3 157 310
8703235310	Sedan/station wagon,2000-2500cc,not ckdinternal combust recipr	833 556	5 924 562	13 808 330	94 532 982
8703235391	Oth motor car,2000-2500cc, (4x2) system,not ckd,int combust reci	1 262 409	9 027 220	18 006 744	126 139 890
8703235392	Oth motor car,2000-2500cc, (4x4) system,not ckd,int combust reci	28 480	109 480	336 734	1 188 697
8703235410	Sedan/station wagon,2500-3000cc,not ckdinternal combust recipr	57 111	748 272	1 441 187	16 299 719
8703235491	Oth motor car,2500-3000cc, (4x2) system,not ckd,int combust reci	210 731	1 345 118	2 535 976	16 535 834
8703235492	Oth motor car,2500-3000cc, (4x4) system,not ckd,int combust reci	123 240	1 033 898	2 327 116	17 652 834
8703239210	Oth vehicle, 1800-2000 cc, (4x2) system,not ckd,int combust recip	4 170	4 170	25 000	25 000
8703239420	Oth vehicle, 2500-3000 cc, (4x4) system,not ckd,int combust recip	9 040	106 317	160 087	1 843 799
8703241000	Ambulances, cylinder capacity > 3000 ccinternal combust recipro p	0	12 394	0	20 268
8703245010	Sedan/station wagons, > 3000 cc,not ckdinternal combust recipro	145 116	1 279 962	6 135 783	45 167 675
8703245091	Oth motor cars, > 3000 cc, (4x2) system,not ckd,int combust recip	140 534	788 754	2 559 967	14 400 716
8703245092	Oth motor cars, > 3000 cc, (4x4) system,not ckd,int combust recip	413 139	3 893 399	6 234 136	60 711 023
8703249000	Other vehicle, > 3000 cc, not ckdinternal combust recipro piston e	0	27 945	0	955 425
8703312000	Other motor cars, <= 1500 cc, not ckd,diesel	0	1 294	0	18 739
8703324910	Sedan/station wagon, 2000-2500 cc, ckddiesel	0	3 988	0	87 211
8703324990	Other motor cars, 2000-2500 cc, ckd,diesel	119 358	3 233 188	890 905	22 825 853
8703325100	Sedan/station wagon,1500-2000cc,not ckd,diesel	35 053	2 454 069	555 638	27 179 156
8703325900	Other motor cars, 1500-2000 cc, not ckd,diesel	2 888 620	23 365 340	35 974 323	274 658 041
8703329100	Other vehicles, 1500-2000 cc, not ckd,diesel	0	67 113	0	957 848
8703329900	Other vehicles, 2000-2500 cc, not ckd,diesel	173 470	1 759 523	1 688 120	16 056 872
8703335100	Other motor cars, 2500-3000 cc, not ckd,diesel	19 047	148 983	364 789	2 660 086
8703335200	Other motor cars, > 3000 cc, not ckd,diesel	42 987	437 475	690 941	7 196 084
8703339000	Other vehicles, > 2500 cc, not ckd,diesel	5 110	14 275	72 200	216 600
8703905300	Other motor car, 2000-2500 cc, not ckd	15 000	15 000	36 018	36 018
8703906000	Other vehicles, ckd	0	313	0	6 806
8703909000	Other vehicles, not ckd	0	2 550	0	6 130
8704101100	Damper designed for off highway,<= 24 t,ckd	0	7	0	5
8704101200	Damper designed for off highway, <=24 tnot ckd	27 020	440 583	100 400	4 469 580
8704102100	Damper designed for off highway, >24 t,ckd	0	3 808 932	0	45 799 179
8704102200	Damper designed for off highway, > 24 tnot ckd	14 245 784	107 619 040	160 864 330	1 234 079 315
8704211100	Refrigerated vans, <= 5 t, ckd, diesel	0	142	0	4 391
8704211900	Other vans, <= 5 t, ckd, diesel	1 161	62 794	5 390	830 904
8704212200	Refuse collection vehicles have a refusecompres device, <= 5 t, no	0	44 844	0	364 710
8704212900	Other vans, <= 5 t, not ckd, diesel	4 825 924	40 168 161	48 059 272	368 009 325
8704221900	Other vans, 5-6 t, ckd, diesel	0	2 154 625	0	29 357 985
8704222300	Tanker vehicles, 5-6 t, not ckd, diesel	78 827	78 827	265 500	265 500
8704222900	Other vans, 5-6 t, not ckd, diesel	0	10 403	0	137 254
8704222911	Other vans, 6-10 t, ckd, diesel	0	322 229	0	1 557 343
8704222919	Other vans, 6-10 t, not ckd, diesel	0	41 008	0	296 382
8704223900	Other vans, 10-20 t, ckd, diesel	0	5 622	0	50 984
8704224100	Refrigerated vans, 10-20 t, not ckd,diesel	0	9 770	0	17 729
8704224900	Other vans, 10-20 t, not ckd, diesel	0	493 539	0	2 448 222

I.3. IMPOR MENURUT KOMODITI / IMPORT BY HS COMMODITY
***** OKTOBER/OCTOBER 2011 *****

HS	Uraian Komoditi Commodity Description	Berat Bersih / Net Weight (Kg)		Nilai / Value C.I.F (US\$)	
		Bulan ini Current Month	Kumulatif Cum.Jan. to date	Bulan ini Current Month	Kumulatif Cum.Jan. to date
8704231100	Refrigerated vans, 20-24 t, ckd, diesel	0	202 620	0	217 801
8704232200	Refuse collection vhcls having a refusecompres device, 20-24 t, no	0	43 608	0	846 284
8704232300	Tanker vehicles, 20-24 t, not ckd,diesel	0	11 860	0	24 742
8704232900	Other vans, 20-24 t, not ckd, diesel	0	168 737	0	731 007
8704233900	Other vans, > 24 t, ckd, diesel	875 318	2 636 178	8 945 116	25 990 803
8704234100	Refrigerated vans, > 24 t, not ckd,diesel	36 106	76 451	41 933	110 554
8704234300	Tanker vehicles, > 24 t, not ckd, diesel	104 588	330 212	209 781	555 261
8704234900	Other vans, > 24 t, not ckd, diesel	6 382 677	27 585 398	31 840 272	165 577 754
8704312900	Other vans, <= 5 t, not ckd,internal combustion piston engine	513 587	6 325 109	3 867 123	44 637 759
8704328100	Refrigerated vans, > 24 t, not ckd,internal combustion piston engir	0	32 949	0	55 856
8704328900	Other vans, > 24 t, not ckd, internalcombustion piston engine	35 448	48 848	209 000	363 229
8704909000	Motor vehicles for the transport of good, not ckd	0	3 515	0	155 075
8705100000	Crane lorries	158 913	1 774 046	582 480	9 178 930
8705200000	Mobile drilling derricks	0	1 119 045	0	25 702 067
8705300000	Fire fighting vehicles	0	232 637	0	3 312 865
8705400000	Concrete-mixer lorries	316 177	4 789 409	1 559 878	16 916 053
8705905000	Street clean vhcl, incl cesspit emptiermobile clinic;spray lorries of :	0	30 112	0	295 679
8705909000	Other special purpose motor vehicles	411 364	1 778 547	1 830 760	12 390 821
8706001100	Chasis fitted with engines for agri.tractors of subhd 8701.10/8701.	0	262 828	0	5 406 154
8706001900	Oth chasis fitted with engines for vhclsof heading 8701	0	2 995	0	34 386
8706002000	Chasis fitted with engines for vehiclesof heading 8702	143 800	490 460	275 280	1 425 006
8706003000	Chasis fitted with engines for vehiclesof heading 8703	0	640	0	6 618
8706004000	Chasis fitted with engines for vehiclesof heading 8704	0	113 866	0	2 324 164
8706005000	Chasis fitted with engines for vehiclesof heading 8705	0	739	0	19 430
8707100000	Bodies for the vehicles of heading 8703	268 283	2 537 988	1 452 685	12 317 673
8707901000	Bodies for the vehicles of heading 8701	2 043	5 509	2 347	33 454
8707903000	Bodies for the vehicles of heading 8705	17 160	19 650	196 500	242 584
8707909000	Bodies for the vehicles of heading 8702,8704	94 002	665 199	1 153 419	8 038 157
8708101000	Bumper & parts for vehicles heading 8701	21 458	108 140	25 085	244 306
8708109000	Bumper & parts for vehicles heading 8702;8703;8704; 8705	326 382	1 847 987	2 899 138	18 452 266
8708211000	Safety seat belt for vehicles 8701	115	794	3 158	26 537
8708219000	Safety seat belt for vehicles 8702; 8703; 8704; 8705	233 898	1 226 641	2 153 566	12 211 765
8708291100	Component of door trim assembly for hd8701	1 478	12 668	48 861	330 837
8708291200	Component of door trim assembly for hd8703	127 138	1 019 064	1 732 201	14 811 801
8708291300	Component of door trim assembly for hd8705/subheading 8704.1	53 363	447 561	333 193	3 545 221
8708291900	Component of door trim assembly for hd8702 & 8704 (exclucing 8	101 239	779 318	717 586	6 796 725
8708292000	Parts of safety seat belts of heading8701-8705	136 431	1 235 930	1 235 181	10 240 293
8708299100	Oth part, access of bodies for agricul.tractors of subhead 8701.10/	16 345	36 103	24 858	172 755
8708299200	Oth part, access of bodies for agricul.vehicles of heading 8701	119	2 282	4 426	48 040
8708299300	Oth part, access of bodies for agricul.of heading 8703	1 563 313	17 384 509	11 414 076	116 499 024
8708299900	Oth part, access of bodies for agricul.of heading 8702; 8704; 8705	776 941	4 781 755	8 067 134	51 851 383
8708301000	Brakes.servo-brakes; parts thereof forvehicles of heading 87.01	7 115	140 806	169 244	2 119 742
8708302000	Brakes.servo-brakes; parts thereof forvehicles of heading 87.03	374 771	3 499 803	4 961 600	49 770 427
8708309000	Brakes.servo-brakes; parts thereof forvehicles of heading 8702; 87	633 130	4 691 267	4 853 495	38 111 300
8708401100	Gear boxes, unassembled for vehicles ofheading 87.03	99 522	3 554 423	1 129 106	74 144 026
8708401200	Gear boxes, unassembled for vehicles ofsubheading 8704.10/head	318	17 292	10 491	440 511
8708401900	Gear boxes, unassembled for vehicles ofhead 8701-8702 & 8704 (e	329 253	2 761 896	4 469 694	34 642 953
8708402100	Gear boxes, assembled for agri tractorsof subheading 8701.10/87(2	1 957	16	24 468
8708402200	Gear boxes, assembled for oth vehicle ofheading 87.01	2 244	9 362	50 544	259 247
8708402300	Gear boxes, assembled for vehicle of hd87.03	303 455	2 760 621	4 479 653	45 823 495
8708402400	Gear boxes, assembled for vehicle ofsubheading 8704.10/heading	5 502	252 657	146 904	4 185 699
8708402900	Gear boxes, assembled for vehicles ofheading 8702 & 8704 (exlcu	18 596	288 943	196 099	4 040 331
8708409000	Parts of gear boxes	133 607	1 677 585	1 875 336	12 998 908
8708501100	Drive-axles with differential, unassablfor vehicles of heading 87.03	919 933	9 316 309	7 335 232	70 652 280
8708501200	Drive-axles with differential, unassablfor vhcl of subhead 8704.10/	34 705	123 919	180 116	973 425
8708501900	Drive-axles with differential, unassablfor vhcl hd 8701-8702&8704	213 534	1 393 557	769 872	6 040 551
8708502100	Drive-axles with differential, assabledfor agri tractor of subhd 870	344	2 417	3 090	11 412
8708502200	Drive-axles with differential, assabledfor other vehicles of heading	30 593	337 665	540 593	6 915 014
8708502300	Drive-axles with differential, assabledfor vehicles of heading 87.03	723 033	7 127 326	6 355 048	58 053 853
8708502400	Drive-axles with differential, assabledfor vhcl of subhd 8704.10/hc	94 327	797 011	1 226 081	10 767 892
8708502900	Drive-axles with differential, assabledfor vhcl of hd 8702,8704 (exl	462 036	4 156 467	4 058 286	39 841 994
8708509000	Parts of drive-axles with differential,non-driving, axles	180 530	1 593 985	917 513	10 240 415
8708701100	Wheel centre discs and caps for agritractors of subheading 8701.1	1 452	29 251	6 533	199 039
8708701200	Wheel centre disc & cap for oth vehicleof heading 87.01	318	68 816	6 809	481 642
8708701300	Wheel centre disc & cap for oth vehicleof heading 87.03	510 124	3 118 830	1 329 540	13 720 208
8708701400	Wheel centre disc & cap for oth vehicleof subheading 8704.10/he	138 361	1 761 201	222 129	3 743 374
8708701900	Wheel centre disc & cap for oth vehicleof heading 8702 & 8704 (e:	1 075 821	8 606 003	2 047 226	17 385 522
8708709100	Other road wheel for agri tractors ofsubheading 8701.10/8701.90	0	11 345	0	157 908
8708709200	Other road wheel for oth vehicles of hd87.01	14 771	15 392	7 525	18 874
8708709300	Other road wheel for vehicles of head87.03	182 649	1 341 109	860 659	7 502 832
8708709400	Other road wheel for vehicles of subhd8704.10/heading 87.05	0	73 124	0	537 772

I.3. IMPOR MENURUT KOMODITI / IMPORT BY HS COMMODITY
***** OKTOBER/OCTOBER 2011 *****

HS	Uraian Komoditi Commodity Description	Berat Bersih / Net Weight (Kg)		Nilai / Value C.I.F (US\$)	
		Bulan ini Current Month	Kumulatif Cum.Jan. to date	Bulan ini Current Month	Kumulatif Cum.Jan. to date
8708709900	Other road wheel for vehicles of head8702 & 8704 (exlcuding 870	429 557	5 454 780	814 233	9 512 049
8708801100	Suspension systems for agri tractors ofsubheading 8701.10/8701.0	1 367	8 078	28 771	195 518
8708801200	Suspension systems for oth vehicles ofheading 87.01	354	9 023	14 901	219 952
8708801300	Suspension systems for vehicles of head87.03	79 674	750 229	581 131	5 058 684
8708801400	Suspension systems for vehicle of sebhd8704.10/heading 87.05	35 895	249 746	519 102	3 123 328
8708801900	Suspension systems for vehicle of sebhd8702 & 8704 (exlcuding 8	114 813	1 482 828	620 823	5 589 047
8708809000	Parts of suspension systems (incl shock-absorbers)	324 041	3 628 785	3 609 786	44 635 512
8708911100	Radiators systems for agri tractors ofsubheading 8701.10/8701.90	9	9 280	270	37 952
8708911200	Radiators for other vehicles of heading87.01	2 360	15 994	21 729	243 585
8708911300	Radiators for vehicles of heading 87.03	77 503	601 352	497 172	3 870 933
8708911400	Radiators for vehicles of subhd 8704.10or heading 87.05	4 585	175 411	81 281	2 956 957
8708911900	Radiators for vehicles of heading 87.02,8704 (exlcuding 8704.10)	124 174	951 239	1 223 126	9 695 351
8708919000	Parts of radiator	162 026	1 949 157	2 454 451	24 098 356
8708921000	Silencers (mufflers),exhaust pipe; partsfor vehicles of heading 87.0	279	8 819	2 442	174 215
8708922000	Silencers (mufflers),exhaust pipe; partsfor vehicles of heading 87.0	352 599	4 299 275	4 063 581	50 824 208
8708923000	Silencers (mufflers),exhaust pipe; partsfor vhl of subhd 8704.10/	1 806	29 488	34 425	605 637
8708929000	Silencers (mufflers),exhaust pipe; partsfor vhl of hd 8702,8704 (e	131 829	956 022	1 283 492	9 569 600
8708931000	Clutches and parts thereof for agritractors of subhd 8701.10/8701	992	8 508	8 266	123 726
8708932000	Clutches, parts thereof for oth vehicleof heading 87.01	569	6 320	5 201	56 522
8708933000	Clutches, parts thereof for oth vehicleof heading 87.03	392 079	3 636 695	5 420 278	49 138 193
8708934000	Clutches, parts thereof for vehicles ofsubheading 8704.10/heading	6 969	94 640	185 034	2 242 660
8708939000	Clutches, parts thereof for vehicles ofheading 8702 & 8704 (exlcuc	274 529	2 925 665	1 713 264	16 168 134
8708941000	Steering wheels with airbag assemblies	15 297	112 201	173 603	1 356 849
8708949100	Oth steering wheels, columns,boxes foragri. tractors of subhd 870	281	8 208	3 915	61 508
8708949200	Oth steering wheels, columns,boxes forother vehicles of heading 8	564	16 330	8 566	411 961
8708949300	Oth steering wheels, columns,boxes forvehicles of subheading 87.0	892 192	8 517 622	11 529 280	112 644 332
8708949900	Oth steering wheels, columns,boxes forfor vehicles of head 8702, i	198 152	1 454 258	3 241 134	21 972 033
8708951000	Safety airbags with inflater system	54 563	512 851	665 908	6 936 759
8708959000	Parts of safety airbags with inflaterssystem	22 930	186 807	904 460	6 788 625
8708991100	Unassembled fuel tank;engine bracket forvehicles of heading 87.0	2 956	197 144	60 920	1 472 543
8708991200	Unassembled fuel tank;engine bracket forvehicles of heading 87.0	280 829	2 450 887	2 036 366	18 753 553
8708991900	Unassembled fuel tank;engine bracket forvehicles of head 87.02; 8	61 203	546 989	711 295	4 816 983
8708999100	Other parts and accesories for agritractors of subhd 8701.10/8701	2 225	166 891	15 236	2 065 701
8708999200	Other parts,acces for other vehicles ofheading 87.01	14 917	384 485	355 321	3 837 422
8708999300	Other parts,acces for other vehicles ofheading 87.03	4 973 758	46 547 634	45 231 290	419 137 427
8708999900	Other parts,acces for other vehicles ofheading 87.02, 8704, 8705	4 674 854	39 599 663	39 072 722	326 082 980
8709110000	Electrical vehicles	3 634	331 839	23 932	493 257
8709190000	Non elect work truck,self-propelled,notfitted with lift/handl equip	59 599	830 363	198 640	5 700 675
8709900000	Part of work trucks,self-propelled, notfitted with lift/handl equip, i	8 320	137 754	22 253	667 687
8710000000	Tanks, other armoured fighting vehicles,motorised, with weapons,	22 271	103 218	2 474 185	6 996 101
8711101100	Motorcycle,incl moped,scooters, recipoint combust piston engine	1 426	58 957	5 482	253 698
8711101900	Other motorcycles, reciprocatinginternal piston engine < 50 cc, ckd	71	83	755	908
8711109100	Motorcycle,incl moped,scooters, recipoint combust piston engine	0	34 166	0	117 564
8711109900	Other motorcycles, recipo int pistonengine < 50 cc, not ckd	5 981	16 912	18 158	60 737
8711201010	Motocross motorcycles, with recipoint combust pist engine, 50-2	0	56 885	0	128 245
8711201090	Motocross motorcycles, with recipo intcombust pist engine, 50-2	0	24 940	0	643 253
8711202100	Motorcycles, scooters, with recipo intcombust piston engine, 50 -	0	107 989	0	751 695
8711202200	Motorcycles, scooters, with recipo intcombust piston engine, 125	0	41 521	0	79 401
8711202300	Motorcycles, scooters, with recipo intcombust piston engine, 150	10 735	320 994	70 560	2 659 680
8711202400	Motorcycles, scooters, with recipo intcombust piston engine, 200	0	4 452	0	191 898
8711203000	Other motorcycles, recipo int pistonengine, 50 -250 cc, ckd	24 806	213 224	40 523	299 795
8711204100	Motorcycles, scooters, with recipo intcombust piston engine, 50-	100 070	828 614	1 230 925	10 699 811
8711204200	Motorcycles, scooters, with recipo intcombust piston engine, 125	343 131	2 565 952	3 380 525	27 834 557
8711204300	Motorcycles, scooters, with recipo intcombust piston engine, 150	96	1 252 477	354	7 707 809
8711204400	Motorcycles, scooters, with recipo intcombust piston engine, 200	476 852	4 448 026	6 504 648	70 994 494
8711209000	Other motorcycles, recipo int pistonengine, 50 -250 cc, not ckd	0	42 962	0	197 563
8711301010	Motocross motorcycles, with recipo intcombust piston engine, 25	0	308	0	9 545
8711301090	Motocross motorcycles, with recipo intcombust pist engine, 250-	0	2 689	0	66 630
8711309000	Other motorcycles, recipo int pistonengine, 250 -500 cc, not ckd	3	574	42	12 576
8711401010	Motocross motorcycles, with recipo intcombust piston engine, 50	0	1 040	0	2 111
8711401090	Motocross motorcycles, with recipo intcombust pist engine, 500-	0	15 385	0	291 774
8711402000	Other motorcycles, recipo int pistonengine, 500 -800 cc, ckd	0	120	0	19 537
8711409000	Other motorcycles, recipo int pistonengine, 500 -800 cc, not ckd	437	97 247	10 108	1 606 744
8711502000	Other motorcycles, recipo int pistonengine, > 800 cc, ckd	1 792	30 290	21 280	424 697
8711509000	Other motorcycles, recipo int pistonengine, > 800 cc, not ckd	6 829	58 366	181 712	1 398 006
8711905000	Other motorcycles, ckd	2 580	43 709	11 081	96 191
8711909000	Other motorcycles, not ckd	2 733	14 646	110 178	384 125
8712001000	Racing bicycles	28 232	307 247	168 549	1 110 468
8712002000	Bicycles designed to be ridden bychildren	2 132 957	17 021 324	1 687 195	14 523 112
8712003000	Other bicycles	93 882	13 648 316	65 697	12 437 445
8712009000	Other cycles	3 507	9 990 372	7 630	15 015 099

I.3. IMPOR MENURUT KOMODITI / IMPORT BY HS COMMODITY
***** OKTOBER/OCTOBER 2011 *****

HS	Uraian Komoditi Commodity Description	Berat Bersih / Net Weight (Kg)		Nilai / Value C.I.F (US\$)	
		Bulan ini Current Month	Kumulatif Cum.Jan. to date	Bulan ini Current Month	Kumulatif Cum.Jan. to date
8713100000	Carriages for disabled persons, notmechanically propelled	16 798	300 294	45 934	835 628
8713900000	Carriages for disabled persons,mechanically propelled	44 764	594 250	151 176	1 513 332
8714110000	Saddles of motorcycles (incl. mopeds)	3 735	82 193	27 588	426 791
8714190010	Clutch assembly of motorcycles(incl. mopeds)	157 723	1 364 422	1 984 524	18 687 840
8714190020	Gear assembly of motorcycles(incl. mopeds)	336 313	1 861 763	824 862	6 846 783
8714190030	Spokes/nipples of motorcycles(incl. mopeds)	5 012 797	46 741 854	30 580 841	288 115 937
8714190040	Oth part & acces, for motorcycles ofsubheading, 8711.10, 8711.20	385 718	2 622 281	278 183	1 842 612
8714190090	Oth part & acces, for motorcycles ofsubheading, 8711.30, 8711.40	1 672 499	16 265 233	3 205 056	25 530 089
8714201200	Castors of a dia(incl. tyres) 101-250 mmthat the wheel width > 30	0	45	0	1 233
8714201900	Castors of a dia(incl. tyres) > 250 mmthat the wheel width > 30 mr	32	21 290	125	81 698
8714209000	Other parts of carriages for disabledpersons	13 125	42 610	22 752	96 677
8714911000	Frames & forks for bicycles of subhead8712.00.20	216 136	2 230 635	529 347	5 334 105
8714919000	Oth parts of forks	575 049	3 166 266	2 794 666	18 034 110
8714921000	Wheel rims and spokes for bicycles ofsubheading 8712.00.20	163 320	1 133 029	241 696	2 740 713
8714929000	Other wheel rims and spokes	230 040	1 892 105	893 482	7 048 076
8714931000	Hubs, (exlc coaster brake hub, hub brake, free/sprocket-wheel), bic	24 950	221 824	45 655	569 898
8714939000	Oth hub, (exlc coaster braking hub, hubbrake, free/sprocket-whee	300 299	1 811 157	1 243 937	7 432 980
8714941000	Brakes, (incl coast brake hub, hub brake)for bicycles of subheading	67 158	740 786	246 207	1 701 185
8714949000	Oth brakes, (incl coaster braking hubs, hub brakes)	2 103 293	7 757 114	2 638 940	13 756 676
8714951000	Saddles for bicycles of subhd 8712.00.20	37 729	328 307	75 876	513 567
8714959000	Other saddles	311 237	1 607 714	560 486	3 410 227
8714961000	Pedals and crank-gear, & parts thrf forbicycles of subheading 8712.	59 096	383 865	67 089	400 866
8714969000	Other pedals and crank-gear, & parts thrf	579 603	3 190 508	1 467 273	7 654 788
8714991000	Parts & accessories of bicycle of subhd8712.00.20	77 320	704 961	101 775	2 211 985
8714999000	Parts & accessories of vehicle of head87.11 to 87.13. (exlc. 8712.0	4 617 062	36 799 227	15 966 921	143 371 309
8715000000	Baby carriages, trailers, semi-trailers, oth vhcl, not mechanically pr	180 222	1 935 267	479 389	4 969 838
8716100000	Trailers & semi-trailers of the caravantype, for housing/camping	0	65	0	787
8716200000	Self-loading/self-unloading trailers & semi-trailers for agricultural p	27 196	34 023	83 010	111 249
8716310000	Tanker trailers, tanker semi-trailers forthe transport of goods	323	206 975	7 059	1 469 106
8716394000	Agricultural trailers and semi-trailers	0	415 897	0	2 474 690
8716399000	Other trailers and semi-trailers for thetransport of goods	0	523 304	0	2 801 007
8716400000	Other trailers and semi-trailers	67 123	2 172 348	216 193	3 883 442
8716801000	Cart, wagon, sack truck, hand trolleys & similar hand-propelled vhcl	54 721	447 144	152 347	1 177 116
8716802000	Wheelbarrows a kind used in factory/workshops	59 507	1 610 956	64 138	1 084 159
8716809000	Oth vehicles, not mechanically propelled	101 467	729 344	349 824	2 252 540
8716901100	Wheels for trailers and semi-trailers	634 577	4 942 087	428 684	5 479 054
8716901300	Other parts for goods of subheading8716.20	10	171 645	44	635 677
8716901900	Other parts for trailers, semi-trailers	966 580	6 778 122	2 109 659	18 813 554
8716909100	Parts for goods of subhead 8716.80.10or 8716.80.20	99 548	1 526 543	131 749	2 432 739
8716909900	Other parts for other vehicles	260 941	2 587 274	700 933	5 937 044
8801000000	Balloon, dirigibles, glider, hang glidersand other non-powered aircr:	0	1 844	0	18 114
8802110000	Helicopters of an unladen weight <=2,000 kg	0	8 700	0	19 323 756
8802120000	Helicopters of an unladen weight >2,000 kg	0	30 089	0	47 116 430
8802201000	Aeroplanes of an unladen weight<= 2,000 kg	1 588	24 882	90 000	16 586 894
8802209000	Other aircraft of an unladen weight,<= 2,000 kg	0	1 830	0	553 169
8802301000	Aeroplane of an unladen weight >2,000 kgand <= 15,000 kg	5 543	112 864	8 500 000	75 642 153
8802401000	Aeroplanes of an unladen weight> 15,000 kg	398 184	2 886 419	304 256 996	1 897 376 419
8803100000	Propellers, rotors, parts thereof ofheading 88.01/88.02.	673	20 453	392 456	1 489 338
8803200000	Under-carriages, parts thereof heading88.01/88.02.	269	2 999	1 637	319 423
8803300000	Other parts of aeroplanes/helicoptersheading 88.01/88.02.	56 374	3 741 869	23 385 565	392 806 654
8803902000	Parts of balloons, gliders/kites	0	3 045	0	67 952
8803909000	Other parts of goods of heading 88.01or 88.02	1 531	29 011	3 114 507	8 094 724
8804000000	Parachutes (incl dirigible parachutes, paragliders)&rotochutes, part	840	62 609	52 603	8 592 477
8805100000	Aircraft launching gear, part thereof, deck arrestor/similar gear, pa	0	7 056	0	14 028
8805210000	Air combat simulators & parts thereof	2 314	4 946	8 187 780	10 917 257
8805291000	Ground flying trainers	66 415	161 065	12 115 351	29 816 622
8805299000	Parts of ground flying trainers	31 445	38 350	7 705 956	8 284 473
8901102000	Cruise ships, excursion boats, ferry-boats of gross tonnage>26 but<	0	6 291 110	0	5 734 639
8901103000	Cruise ships, excursion boats, ferry-boats of gross weight>250 but<	502 000	8 145 000	20 200	10 112 281
8901205000	Tankers of gross tonnage > 4000 but<= 5000 ton	2 237 000	46 168 000	5 658 279	57 784 685
8901206000	Tankers of gross tonnage > 5000 ton	0	145 752 000	0	114 012 632
8901901100	Other vessels, not motorised of grosstonnage <= 26 ton	28 391	147 029	130 000	614 900
8901901200	Other vessels, not motorised of grosstonnage > 26 but <= 250 ton	44 000	6 321 980	80 905	49 816 626
8901901400	Other vessels, not motorised of grosstonnage > 500 ton	18 146 111	82 187 838	13 174 135	160 769 915
8901902100	Other vessels, motorised of grosstonnage <= 26 ton	0	4 287	0	133 955
8901902200	Other vessels, motorised of grosstonnage > 26 but <= 250 ton	88 000	3 630 289	164 338	26 802 559
8901902300	Other vessels, motorised of grosstonnage > 250 but <= 500 ton	954 000	8 264 930	573 994	14 617 863
8901902400	Other vessels, motorised of grosstonnage > 500 but <= 4000 ton	14 826 000	110 473 901	17 929 444	190 781 080
8901902500	Other vessels, motorised of grosstonnage > 4000 but <= 5000 ton	4 472 000	34 660 000	980 000	31 638 698
8901902600	Other vessels, motorised of grosstonnage > 5000 ton	41 739 000	229 301 013	18 356 026	217 432 303
8902001100	Fishing vessels of gross tonnage<= 26 ton	0	20 663	0	31 759

I.3. IMPOR MENURUT KOMODITI / IMPORT BY HS COMMODITY
***** OKTOBER/OCTOBER 2011 *****

HS	Uraian Komoditi Commodity Description	Berat Bersih / Net Weight (Kg)		Nilai / Value C.I.F (US\$)	
		Bulan ini Current Month	Kumulatif Cum.Jan. to date	Bulan ini Current Month	Kumulatif Cum.Jan. to date
8902001400	Fishing vessels of gross tonnage> 100 but <= 250 ton	210 000	1 371 830	66 330	1 038 516
8902001500	Fishing vessels of gross tonnage> 250 but <= 4000 ton	2 035 510	2 623 250	384 915	754 252
8902009500	Factory ships&oth vessels for proc/preserv fish.of 250<gro ton<=4	0	953 000	0	146 152
8903100000	Yachts&oth vessels for pleasure/sportsrowing boats&canoes, infla	2	6 840	78	59 852
8903910000	Sailboats, with/withoutauxiliary motor, not inflatable	1 972	60 000	40 272	458 540
8903920000	Motorboats, other than outboard motor,not inflatable	0	92 976	0	1 684 457
8903990000	Other vessels for pleasure/sports;canoes, not inflatable	328 296	565 397	15 283 395	23 326 575
8904001100	Tugs of gross tonnage <= 26 ton	0	190 000	0	1 281 661
8904001900	Tugs of gro tonnage >26 ton, of apower <= 4000 hp	2 098 000	20 672 366	23 583 671	139 241 705
8904002100	Tugs of gro tonnage <26 ton, of apower <= 4000 hp	0	413 000	0	4 799 450
8904002900	Tugs of gro tonnage >26 ton, of apower > 4000 hp	725 349	4 181 853	6 948 117	33 459 900
8905100000	Dredgers	4 849 000	25 548 291	9 572 122	60 122 533
8905200000	Floating/submersible drilling/production platforms	310 104	492 075	6 891 157	7 568 691
8905901000	Floating docks of a gro ton > 100 tons	11 340	2 389 800	13 472	4 918 705
8905909000	Oth vessels w/navigability of which issubsidiary to their main funci	829 043	35 100 559	578 917	140 676 946
8906901000	Lifeboats oth than rowing boats, othvessels of displacement <= 30	5	168 357	28	14 711 769
8906909000	Lifeboats oth than rowing boats, othvessels of displacement > 30 t	498 882	2 028 385	2 037 002	13 993 559
8907100000	Floating structures, inflatable rafts	24 716	308 916	241 113	2 942 441
8907901000	Buoys	20 367	223 333	381 649	1 797 115
8907909000	Other floating structures	99 790	2 129 794	1 039 576	14 128 266
8908000000	Articles of headings 89.01-89.06imported for breaking up	1 675	77 055	8 600	223 649
9001101000	Optical fibres,optical fibre bundles&cables for telecom.&oth electr	15 454	6 610 920	1 906 165	15 144 863
9001109000	Optical fibres, optical fibrebundles&cables for other purpose	14 720	190 029	8 728	2 524 190
9001200000	Sheets&plates of polarising material	5 847	48 773	35 818	187 613
9001300000	Contact lenses	87 077	714 393	6 609 785	57 855 262
9001400000	Spectacle lenses of glass	2	9 387	310	84 614
9001500000	Spectacle lenses of other materials	8 656	80 222	565 522	4 053 402
9001901000	Lenses & optic elements for photograpor cinematographic camera	16 857	91 390	2 012 349	11 902 636
9001909010	Lenses & prisms forlighthouses/beacons	0	1 099	0	30 312
9001909090	Oth elements of glass not opticallyworked	8 657	95 439	2 157 609	17 822 108
9002111000	Objective lenses for cinematographicprojector	1	3 277	154	19 187
9002119000	Objective lenses for cameras & otherprojector	5 358	61 399	270 664	2 048 250
9002190000	Objective lenses for oth instruments& apparatus	2 223	27 682	88 795	762 142
9002201000	Filters for cinematographic projectors	0	38	0	613
9002202000	Filters for cinematographic cameras,photographic cameras & oth p	0	21 372	0	265 382
9002203000	Filters for telescopes/microscopes	0	2 186	0	144 857
9002209000	Filters for oth instruments&apparatus	68 794	366 822	100 879	1 099 441
9002901000	Lenses&prisms for lighthouses/beacons	0	1 290	0	6 227
9002902000	Lenses&prisms for cinematographicprojectors	0	1	0	325
9002903000	Lenses&prisms for cinematographic cam.photographic cameras&c	452	3 819	126 461	346 169
9002904000	Lenses&prisms for medical&surgicalinstruments	0	55	0	1 915
9002909000	Lenses&prisms for oth instruments	3 256	42 262	459 792	2 932 967
9003110000	Frames&mountings for spectacles,goggles of plastics	111	13 474	12 212	318 589
9003190000	Frames&mountings for spectacles,goggles of other materials	12 260	150 710	276 952	2 130 309
9003900000	Parts of frames&mountings forspectacles, goggles&the like	7 502	99 449	218 003	2 375 970
9004100000	Sunglasses	50 048	658 156	651 916	7 381 920
9004901000	Corrective spectacles	22 648	394 494	239 615	3 299 852
9004902000	Corrective goggles	77	1 926	255	8 544
9004905000	Protective goggles	5 731	14 720	90 148	176 558
9004909000	Other spectacles & goggles	124 187	1 340 402	488 982	6 500 059
9005100000	Binoculars	895	50 499	2 614	2 221 378
9005801000	Astronomical instrumens, excludinginstruments for radio-astronor	4 073	18 570	9 855	80 808
9005809000	Monoculars & oth optical telescopes	5 924	86 672	324 829	6 627 703
9005901000	Parts&accessories (incl mountings) forastron.cal instr.ex.instrum.f	0	67	0	801
9005909000	Parts&accessories (include mountings)for oth optical telescopes	145	5 392	1 375	1 993 574
9006101000	Laser photo plotters	0	5 838	0	39 652
9006109000	Oth cameras of a kind used forpreparing printing plates/cylinders	0	402	0	154 168
9006300000	Cameras specially design for underwater use for aerial survey, me	422	1 230	223 209	1 251 739
9006400000	Instant print cameras	858	7 124	82 322	185 103
9006510000	Oth cameras with a slr, for roll filmof a width <= 35 mm	0	275	0	3 687
9006520090	Other cameras for roll film of a width> 35 mm	34 431	311 978	209 186	2 501 043
9006530010	Cameras of a kind used for rec. doc onmicrofilm, microfiche	0	3	0	442
9006530090	Cameras of oth. a kind used for rec.doc on microfilm, microfiche	0	13	0	1 244
9006591000	Lasers photo plotters/imagesetterswith raster image processor	823	3 683	17 689	307 845
9006599010	Camr.of a kind used for recording doc.on mic.film, microfiche/oth	0	75	0	3 488
9006599090	Other camera for recording documenton mic.film, microfiche/oth	198	4 472	849	91 655
9006610000	Discharge lamp ("electronic") flashlight	4 857	38 942	12 568	94 245
9006690000	Oth photographic flashlight apparatus& flashbulbs	726	30 141	5 793	138 252
9006911000	Parts & accessories for laser photoplotters of subhd 9006.10.10	0	2 620	0	12 725
9006913000	Parts & accessories for cameras ofsubhead. 9006.40.00 to 9006.50	400	119 580	24 822	557 148
9006919000	Other parts & accessories for cameras	0	25 841	0	154 307

I.3. IMPOR MENURUT KOMODITI / IMPORT BY HS COMMODITY
***** OKTOBER/OCTOBER 2011 *****

HS	Uraian Komoditi Commodity Description	Berat Bersih / Net Weight (Kg)		Nilai / Value C.I.F (US\$)	
		Bulan ini Current Month	Kumulatif Cum.Jan. to date	Bulan ini Current Month	Kumulatif Cum.Jan. to date
9006991000	Parts & accessories for photographic flash-light apparatus	0	26 264	0	3 410 094
9006999000	Parts & accessories not for photographic flash-light apparatus	1 696	18 377	5 209	960 098
9007110000	Cinematographic cameras for film of width <16 mm/for double-8 n	0	20	0	1 027
9007190000	Other cinematographic cameras	544	23 488	118 121	507 776
9007201000	Projectors for film of <16 mm in width	0	9 710	0	36 867
9007209000	Oth projectors whether/not incorp.sound recording/reproducing a	10 252	47 517	2 195 157	8 871 173
9007910000	Parts and accessories for cameras	4 013	107 989	259 236	1 522 216
9007920000	Parts and accessories for projectors	5 070	60 684	825 075	7 339 315
9008100000	Slide projectors, oth than cinematographic	3 779	3 899	16 302	19 051
9008300000	Other image projectors	67 331	593 852	687 911	3 091 699
9008409000	Other photographic enlargers and reducers (other than cinematogr	0	7 079	0	35 676
9008901000	Parts and accessories of the goods of subheading 9008.20.00	0	1 021	0	3 000
9008909000	Parts and accessories of other image projectors	230	6 512	29 816	151 292
9010100000	Apparatus and equipment for automatically developing x-ray film	6 788	85 970	145 623	878 235
9010501000	App. for the projec./drawing of circ.patt.on sensit.substrates for r	5	9 034	1 068	310 389
9010509000	Oth app&equip for p.grap (including cinematographic); negatoscop	39	564	4 273	77 179
9010600000	Projection screens of 300 inches or more	40 753	762 871	144 687	2 754 793
9010901000	Parts&acc. for projection screens,/for articles of subheading 9010.	112	3 589	329	12 264
9010903000	Parts&acc.of app for the projection/drawing of circuit patt. of PCB	0	348	0	6 716
9010909000	Parts & acc.of oth apparatus&equip for photographic laboratories	24 502	205 044	199 565	2 812 358
9011100000	Stereoscopic microscopes	2 012	31 940	456 826	2 801 974
9011200000	Other microscopes, for photomicrographic cinematography/mi	3 883	54 648	93 154	1 258 460
9011800000	Other microscopes	5 020	108 481	365 091	4 674 030
9011900000	Parts and accessories of stereoscopic microscope	3	835	623	92 323
9012100000	Microscopes oth than optical microscopediffraction apparatus	8 518	20 985	162 957	714 396
9012900000	Parts and accessories for microscope	0	582	0	48 559
9013100000	Telescopic sights for fitting to armsperiscopes; telescopes design t	32	615	1 024	130 284
9013200000	Lasers, other than laser diodes	1 922	7 501	27 214	284 637
9013801000	Optical error verifications&repair app.for PCB/PWBs&PCAs	890	1 733	1 506	48 110
9013802000	Liquid crystal devices	12 767	112 298	689 432	7 279 976
9013809000	Other devices, appliances&instruments of other optical appliances	4 738	116 301	2 578 229	11 949 058
9013901000	Parts & accessories of goods of subheading 9013.20.00	83	685	7 670	89 874
9013903000	Parts & acc.of goods of sub head.9013.10.00/9013.80.00	0	994	0	20 741
9013904000	Parts&acc.of optic error verification&repair app for PCB/PWBs&PC	0	2	0	108
9013909000	Parts&accessories of other goods of subheading 90.13	31	30 561	14 502	1 465 743
9014100000	Direction finding compasses	22 924	133 607	82 975	491 339
9014200000	Instrum.&appl.for aeronautical/spacenavigation (other than comp	182	5 246	43 203	2 191 631
9014801000	Navig'nal instrum.&appl.used on ships,work with an automatic dai	308	31 032	20 751	668 668
9014809000	Other navigational instruments&appliances	9 091	64 918	373 925	6 396 581
9014901000	Parts&acc.of ships navig'nal instrumwork with an automatic data p	13 349	15 450	4 769 491	4 907 477
9014909000	Parts&accessories of oth navigational instruments&appliances	6 692	135 980	189 793	1 205 259
9015101000	Rangefinders used in photography&cinematography	4	160	61	1 014
9015109000	Other rangefinders	2 954	41 127	21 194	15 329 384
9015200000	Theodolites and tachymeters(tacheometers)	3 106	57 112	240 961	654 581
9015300000	Levels [measuring higher of ground]	4 229	104 050	25 078	352 392
9015400000	Photogrammetrical surveying instruments & appliances	32 375	101 007	241 820	1 006 055
9015801000	Radio sonde and radio wind apparatus	6 148	10 944	13 700	85 778
9015809000	Other instruments&appliances for surveying	92 861	500 107	6 756 903	35 893 612
9015900000	Parts&accessories of surveying instruments and appliances	61 241	1 133 251	5 072 344	67 010 303
9016001000	Balances of a sens'vity of 5cg/better,w/without their weights, elec	5 887	135 592	309 509	5 113 435
9016009000	Balances of a sens'vity of 5cg/better,w/without their weights,not e	47 276	343 973	91 618	1 790 166
9017101000	Plotters whether i/o units of hd 84.71 or drawing/drafting of head	1 749	26 178	14 900	381 344
9017109000	Other drafting tables & machines,whether/not automatic	26 973	169 703	172 844	2 009 184
9017201000	Rulers	30 932	329 699	68 395	698 760
9017203000	App.for the project/drawing of circ.patt.on sens'zed subs's for mfc	1	44 660	83	116 214
9017204000	Photo plotters for the manufacture of PCB/PWBs	0	9	0	1 159
9017209000	Other drawing, marking-out/mathematical calculating instruments	74 943	687 352	130 840	1 689 859
9017300000	Micrometers, callipers and gauges	37 194	410 660	1 105 450	11 785 537
9017800000	Other instruments micrometers callipers&gauges	322 152	3 333 263	924 530	9 538 580
9017902000	Parts&acc.of app.for the project/drwgof circ.patt.on sens.subs'tes	0	1 116	0	148 905
9017903000	Parts&acc.of photo plotters for the manufac. of PCB/PWBs	276	511	2 275	67 701
9017904000	Parts&acc.incl.PCA of plotters whether i/o units of head 84.71/of h	0	841	0	74 549
9017909000	Parts and accessories of other instruments	27 296	76 829	251 659	1 498 987
9018110000	Electro-cardiographs	5 966	24 253	365 104	1 567 753
9018120000	Ultrasonic scanning apparatus	5 856	53 241	1 183 746	8 507 341
9018130000	Magnetic resonance imaging apparatus	47 666	120 624	837 762	5 044 992
9018140000	Scintigraphic apparatus	318	5 590	74 976	589 870
9018190000	Other electro-diagnostic apparatus	65 369	446 295	8 250 698	40 834 859
9018200000	Ultra-violet/infra-red ray apparatus	2 517	42 171	15 579	283 417
9018311000	Disposable syringes	97 210	979 215	889 826	7 318 025
9018319000	Other syringes, with/without needles	37 500	420 927	688 566	6 154 322

I.3. IMPOR MENURUT KOMODITI / IMPORT BY HS COMMODITY
***** OKTOBER/OCTOBER 2011 *****

HS	Uraian Komoditi Commodity Description	Berat Bersih / Net Weight (Kg)		Nilai / Value C.I.F (US\$)	
		Bulan ini Current Month	Kumulatif Cum.Jan. to date	Bulan ini Current Month	Kumulatif Cum.Jan. to date
9018320000	Tubular metal needles and needles forsutures	45 425	488 113	461 355	5 135 882
9018391000	Oth. catheters	40 140	353 195	497 056	5 248 935
9018392000	Oth.tubular metal needles and needlesfor sutures	22 599	153 251	210 910	1 970 779
9018399000	Other instruments and appliances,used in dental science	513 332	3 871 651	2 159 440	27 080 487
9018410000	Dental drill eng.,whether/ not comb.on a single bs with oth dental	1	36	43	1 532
9018490000	Oth.dental drill eng.,whether/ not comb.on a single bs with oth der	4 802	44 099	168 029	541 974
9018500000	Other ophthalmicinstruments&appliances	3 859	50 890	901 681	3 873 829
9018902000	Intravenous administration set (adult)	38 378	310 991	696 324	4 793 082
9018903000	Electronic instruments and appliances	37 885	246 773	1 782 161	7 742 767
9018909000	Other instruments&appliances inmedical	660 049	5 508 621	6 734 101	49 269 128
9019101000	Electr. mechano-therapy appl.massageapparatus	17 761	263 256	226 212	2 644 949
9019109000	Oth. electr. mechano-therapy appl.massage app.	5 299	362 825	62 045	2 205 212
9019200000	Ozone therapy,oxygen therapy, aerosoltherapy, artificial respiratic	30 049	262 209	978 865	8 178 379
9020000000	Oth breathing appl.&gas masks, excl.protec.masks having neith. m	11 116	175 219	419 704	5 259 099
9021100000	Orthopaedic/fracture appliances	338	88 296	17 089	1 160 605
9021210000	Artificial teeth	1 742	11 944	5 598	45 778
9021290000	Other artificial teeth	560	561	1 440	3 073
9021310000	Artificial joints	0	33	0	159
9021390000	Other artificial joints	0	34	0	34 260
9021400000	Hearing aids, excluding parts andaccessories	0	3 355	0	8 433 678
9021500000	Pacemakers for stimulating heartmuscles,excluding parts&access	859	2 795	573 933	818 000
9021900000	Oth appl.which are worn/carried/implanin the body,to comp'ate f	9 548	140 198	1 523 172	69 982 737
9022120000	Computed tomography apparatus	46 891	135 669	5 759 249	15 615 811
9022130000	Oth. computed tomography apparatusfor dental use	1 702	6 964	98 712	446 951
9022140000	Oth. computed tomography apparatusfor medical, surgical/veterir	29 971	200 865	2 236 071	15 012 956
9022191000	X-ray app for the physical inspectionof solder joints on PCB/PWB a	12 034	35 777	220 260	1 572 029
9022199000	X-ray apparatus for other uses	4 999	116 464	187 448	4 308 621
9022210000	Alpha,beta/gamma radiations app formedic.surgical,dental/veterir	0	13 639	0	286 370
9022290000	Alpha, beta/gamma radiationsapparatus for other uses	1 692	11 903	713 761	2 393 684
9022300000	X-ray tubes for medical, surgical,/veterinary uses	394	3 817	142 622	1 186 279
9022901000	Parts&acc.of x-ray app f the physicalinspec.of solder joints on PCA	2 208	6 458	425 067	1 829 689
9022909000	Parts & accessories for other x-ray,alpha,beta/gamma radiations a	9 755	60 076	240 468	2 023 674
9023000000	Instrum. app.&models,for demonstra'nalpurp.(exam. in education	47 866	428 832	2 066 339	19 592 435
9024101000	Machines and appliances for testingmetals, electrically operated	34 772	225 660	497 814	6 602 868
9024109000	Machines and appliances for testingmetals, non-electrically operat	2 848	79 167	291 664	2 713 889
9024801000	Machines & appliances for testingother material, electrically oper	23 342	124 982	2 881 354	8 375 296
9024809000	Machines &appliances for testing othermaterial, non-electrically o	13 895	109 524	387 402	4 637 642
9024901000	Parts&acc. for elec. operated machinesand appliances for testing r	5 552	53 049	184 118	2 804 841
9024902000	Parts&acc.for non-elect'ly operatedmachines&appl. for testing m	1	14 376	50	262 330
9025110000	Thermometers&pyrometers not combinedwith oth instruments, li	7 042	77 493	55 219	875 011
9025191000	Thermometers&pyrometers not combinedwith oth instruments, e	8 438	173 486	354 926	4 583 321
9025192000	Thermometers&pyrometers not combinedwith oth instruments, n	5 176	33 769	85 751	675 563
9025801000	Temperature gauges for motor vehicles	1 258	24 238	42 687	352 436
9025802000	Oth. temperature gauges for motor vehic.electrical	7 964	177 012	183 682	2 536 564
9025803000	Oth. temperature gauges for motor vehic.non electrical	4 254	161 013	51 913	624 489
9025901000	Parts and accessories for electricallyoperated instruments	5 206	180 770	60 802	2 541 940
9025902000	Parts & accessories for non-electrically operated instruments	723	28 512	39 184	468 642
9026101000	Level gauges for motor vehicleselectrically operated	11 388	119 413	199 259	2 251 461
9026102000	Level gauges for motor vehicles notelectrically operated	9 949	112 613	102 029	1 501 985
9026103000	Oth measur/checking the flow/level ofliquids instrum.,elec.oprt	97 384	416 042	2 766 466	20 721 250
9026109000	Oth measur/checking the flow/level ofliquids instrum.,not elec.op	33 791	272 977	954 667	6 915 801
9026201000	Presure gauges for motor vehicles,electrically operated	23 692	248 970	645 944	6 770 154
9026202000	Presure gauges for motor vehicles,not electrically operated	8 176	87 146	257 178	1 564 751
9026203000	Other measuring/checking pressureinstruments, electrically opera	38 626	484 363	796 589	11 913 081
9026204000	Other measuring/checking pressureinstruments, not electrically op	34 592	464 116	484 289	6 742 491
9026801000	Oth instruments/app. for measuring, electrically operated	101 587	936 601	2 818 853	15 822 186
9026802000	Oth instruments/app. for measuring,not electrically operated	47 277	285 939	787 043	6 202 964
9026901000	Parts&acc. for electrically operatedinstruments and apparatus	56 663	459 626	2 532 749	20 409 125
9026902000	Parts&acc.for nn-electrically operatedinstruments and apparatus	25 202	258 990	279 617	3 517 770
9027101000	Gas/smoke analysis apparatus,electrically operated	5 049	86 189	502 273	4 382 934
9027102000	Gas/smoke analysis apparatusnot electrically operated	3 540	19 164	253 068	1 425 787
9027201000	Chromatographs&elektrophoresis instrum, electrically operated	8 786	18 234	190 200	1 665 133
9027202000	Chromatographs&elektrophoresis instrum, not electrically operate	1 039	13 131	7 447	244 283
9027301000	Spectrometers,sp.photometers&sp.graphsuse optic radiat,elect'ly	7 069	38 550	911 372	5 254 100
9027302000	Spectrometers,sp.photometers&sp.graphsuse optic radiat,nt-elect	8 247	34 548	1 675 796	3 455 412
9027501000	Oth instrum.&app.using optic radiat'ns(uv, visible, ir), elect'ly ope	4 174	48 214	957 285	8 789 676
9027502000	Oth instrum.&app.using optic radiat'ns(uv,visible,ir),not-elect'ly o	3 689	10 310	51 027	614 801
9027801000	Exposure meters	1 484	15 167	376 994	2 562 046
9027802000	Coagulometers	681	151 749	83 374	1 093 642
9027803000	Other instruments and apparatuselectrically operated	19 101	154 776	998 582	8 720 219
9027804000	Other instruments and apparatusnot electrically operated	311	7 715	68 769	642 542

I.3. IMPOR MENURUT KOMODITI / IMPORT BY HS COMMODITY
***** OKTOBER/OCTOBER 2011 *****

HS	Uraian Komoditi Commodity Description	Berat Bersih / Net Weight (Kg)		Nilai / Value C.I.F (US\$)	
		Bulan ini Current Month	Kumulatif Cum.Jan. to date	Bulan ini Current Month	Kumulatif Cum.Jan. to date
9027901000	Parts&acc.includg PCA of h 90.27,othfor gas/smoke analysis app.&	508	23 303	207 346	1 977 396
9027909100	Parts&acc. of gas/smoke analysis app.and microtomes, electricall	7 480	63 720	84 916	1 550 606
9027909900	Parts&acc. of gas/smoke analysis app.µtomes,not-electricall	2 432	60 134	317 028	3 894 475
9028101000	Gas meters of a kind mounted in gascontainers	78 312	401 151	1 071 848	5 120 584
9028109000	Other gas meters of kind mountedin gas containers	7 465	72 464	137 779	810 776
9028201000	Totalizing water meters	2 504	662 057	29 170	3 553 594
9028209000	Other liquid meters	7 851	61 972	231 527	1 440 845
9028301000	Kilowatt hour meters	312 412	2 257 424	6 807 805	51 632 304
9028309000	Other electricity meters	42 715	458 432	572 239	4 592 970
9028901000	Water meter housings/bodies	17 217	669 324	287 808	7 715 676
9028909000	Oth parts&accessories of gas, liquid/electricity supply/production	69 505	659 382	1 533 121	10 671 996
9029102000	Taximeters	124	4 371	2 663	24 294
9029109000	Mileometers, pedometers and the like	4 970	151 133	480 926	2 888 848
9029201000	Speedometer for motor vehicles	103 261	719 196	1 191 743	9 716 891
9029202000	Tachometers for motor vehicles	65 351	488 779	878 654	6 508 787
9029209000	Oth speed indicators&tachometers;stroboscopes	71 140	579 115	2 969 073	21 960 192
9029901000	Parts&acc.of goods of sub h 9029.10/of stroboscopes of subheadii	48 844	171 479	654 092	2 610 813
9029902000	Parts and accessories of goods ofsubheading 9029.20	205 744	2 126 923	5 752 230	50 816 861
9030100000	Instruments & apparatus for measuring/detecting ionising radiati	725	10 898	313 844	1 926 882
9030200000	Cathode-ray oscilloscopes &cathode-ray oscillographs	3 629	55 385	75 610	1 137 055
9030310000	Multimeters without a recording device	23 567	448 793	126 936	1 586 072
9030320000	Multimeters with a recording device	8 767	69 413	96 295	767 769
9030331000	Instruments and apparatus for measuring/check voltage without a	9 116	96 600	248 718	2 544 540
9030332000	Impedance-measuring instruments andapparatus designed to prov	1 169	44 746	66 174	1 177 633
9030333000	Ammeters and voltmeters for motorvehicles	5 103	16 298	32 468	200 650
9030339000	Oth instr&app for meas'g/check.voltagecurr.resist./power,w/o rec	48 648	403 337	392 498	4 921 982
9030390000	Other heading 90.30with a recording device	17 814	161 839	596 991	8 287 581
9030400000	Other instruments and apparatus,designed for telecommunication	2 909	15 072	3 191 028	7 099 798
9030821000	Wafer probers	0	3 588	0	85 172
9030829000	Oth instrum.&app.for measuring/checking semiconductor wafers/	1 711	43 374	100 572	2 603 470
9030841000	Instruments & app., with a recordingfor measure, check electrical	7 971	18 563	354 504	1 278 269
9030849000	Oth instru. and app., with a recordingfor measure, check electrical	1 679	39 146	84 585	1 558 755
9030891000	Instru.&app.s,w/o recording device forgoods other than subheadir	55	11 450	18 147	369 805
9030899000	Other instruments & apparatus,without recording device	49 196	243 676	3 743 006	8 033 593
9030901000	Parts&accessories including PCA ofgoods of subhead 9030.40&903	860	31 522	101 964	3 310 924
9030902000	Parts&acc. of instrum.&app for measure/check elect'al quantities	382	3 673	68 184	403 467
9030903000	Parts&acc.of optical instrum.&appl.formeasuring/checking PCB/PV	127	3 060	35 025	212 808
9030909000	Other parts&accessories of goods ofthead 90.30	7 578	155 447	425 740	8 342 164
9031101000	Machines for balancing mechanicalparts, electrically operated	45 047	460 074	1 574 848	14 092 074
9031102000	Machines for balancing mechanicalparts, not electrically operated	49	6 528	476	120 519
9031201000	Test benches, electrically operated	60 909	214 156	318 778	4 030 852
9031202000	Test benches,not electrically operated	4 770	38 402	142 129	810 702
9031410000	Oth optical instrum.&appl.for inspec.s.cond.wafers/devices/p.mas	41	5 878	18 088	542 997
9031491000	Optic' instrum&appl.for measur surfaceparticulate contam. on s.i	332	10 677	416	215 281
9031492000	Optical error verification&repair app.for PCB/PWBs and PCAs	0	1	0	1 579
9031493000	Optical instrum.&appl. for measuring/checking PCB/PWBs&PCAs	0	30 206	0	1 055 635
9031499000	Other optical instruments andappliances for other purposes	23 254	374 933	2 291 070	13 535 062
9031801100	Cable test equipment, electricallyoperated	19 243	205 580	759 645	8 909 160
9031801900	Cable test equipment, not electricallyoperated	388	23 358	81 821	1 185 638
9031809200	Other instruments, appliances&machinesof head 90.31, electricall	254 864	1 421 238	7 562 776	55 173 230
9031809900	Other instruments, appl.&machines ofhead 90.31, not electrically	8 160	346 022	424 098	10 213 929
9031901100	Parts&acc.incl.PCA of optical instrum.&appl. for inspecting s.cond.	8 049	42 142	418 988	5 455 909
9031901200	Parts&acc.of optical error verifc.&repair app.for PCB/PWBs&PCAs	65	1 628	1 497	100 969
9031901300	Parts&acc.of optic. miscrocopes fittedw/equip.for hand&trans.of s	3 736	14 585	141 389	695 922
9031901900	Parts&accessories for otherelectrically operated equipment	27 084	190 909	1 923 664	9 058 128
9031902000	Parts&accessories for non-electricallyoperated equipment	21 363	326 728	374 230	5 438 481
9032101000	Thermostats, electrically operated	84 131	894 905	929 950	10 354 762
9032102000	Thermostats, not electrically operated	6 789	82 463	148 366	1 206 571
9032201000	Manostats, electrically operated	353	43 436	30 480	521 306
9032202000	Manostats, not electrically operated	19 263	167 245	119 164	1 082 047
9032810000	Hydraulic/pneumatic regulating/ctrlinginstruments and apparatus	31 940	265 139	842 872	4 502 373
9032891000	Instru.&app.fitt.with anautomatic dataprocess.mach. for controll t	68 330	310 103	1 481 903	5 552 591
9032892000	Automatic instrum.&app.for controllingchem./electro-chem.soluti	591	10 195	729	105 249
9032893100	Automatic regulating voltage units(stabilizers)	177 049	1 764 977	435 595	5 271 567
9032893900	Oth automatic regulating/controllinginstrum.&app., electrically op	41 479	491 869	2 708 189	23 202 958
9032899000	Oth automatic regulating/controllinginstrum.&app.not electrically	327 339	1 793 739	6 122 544	47 329 720
9032901000	Parts and accessories of goods ofsubheading 9032.89.10	174	992	41 955	105 148
9032902000	Parts and accessories of goods ofsubheading 9032.89.20	32	534	952	31 956
9032903000	Parts and accessories of other goods,electrically operated	11 162	196 073	221 597	3 806 876
9032909000	Parts and accessories of other goods,not electricly operated	47 503	522 352	1 722 238	14 950 024
9033001000	Parts&acc. for machines,appl.,instrum.of chapter 90 for elect'ly op	48 462	358 446	3 077 172	11 847 587

I.3. IMPOR MENURUT KOMODITI / IMPORT BY HS COMMODITY
***** OKTOBER/OCTOBER 2011 *****

HS	Uraian Komoditi Commodity Description	Berat Bersih / Net Weight (Kg)		Nilai / Value C.I.F (US\$)	
		Bulan ini Current Month	Kumulatif Cum.Jan. to date	Bulan ini Current Month	Kumulatif Cum.Jan. to date
9033002000	Parts&acc. for mach.appl.,instrum.ofchap. 90 for not electrically o	16 709	182 594	246 721	2 822 707
9101110000	Elec'ly wrist-watches,whether/not withastopwatch fac'ty,wi mech	80	2 435	908	4 183
9101190000	Elec'ly wrist-watches,whether/not withastopwatch facility,with otl	16	27 902	420	212 180
9101210000	Other wrist-watches, whether/not withastop-watch fac'ty,w autor	135	404	18 951	63 690
9101290000	Oth wrist-watches,whether/not withastop-watch fac'ty,w non aut	6 472	44 021	71 136	369 131
9101910000	Other wrist-watches, electricallyoperated	90	91	554	667
9101990000	Other wrist-watches, not electricallyoperated	2 493	94 363	20 885	522 891
9102110000	Elec'ly wrist-watches oth head 91.01,wh'er/not w astop.w. fact,w.	11 348	67 097	787 166	5 294 718
9102120000	Elec'ly wrist-watches oth head 91.01,w/nw a s.watch fac'ty,w op-e	3	1 311	195	113 708
9102190000	Elec.ly wrist-watches othh91.0,whether/not w/astopwatch fact,w	28 270	643 305	150 795	2 463 093
9102210000	Oth wrist-watches oth h91.01, whether/nt with a s.watch fac'ty,w.	2 934	4 458	107 388	190 266
9102290000	Oth wrist-watches oth h91.01, whether/nt w/a s.watch fac'ty,w/n.	87 966	763 841	410 176	6 205 219
9102911000	Stop-watches, electrically operated	10 848	33 730	25 428	1 039 608
9102919000	Other wrist-watches oth head 91.01,electrically operated	5 615	53 218	77 220	588 331
9102990000	Other wrist-watches oth head 91.02,electrically operated	41 436	633 195	98 572	1 321 358
9103100000	Clocks with watch movements, excludingclocks ofh91.04.,electrica	0	1 902	0	5 548
9103900000	Clocks with watch movements, excludingclocks ofh91.04.,not elec	3 742	15 305	14 374	163 541
9104001000	Instrument panel clocks & clocks of asimilar type, for vehicles	2 749	34 840	227 741	3 281 695
9104002000	Instrument panel clocks & clocks of asimilar type, for aircraft	0	29	0	33 682
9104003000	Instrument panel clocks & clocks of asimilar type, for vessels	0	557	0	2 296
9104009000	Instrument panel clocks & clocks of asimilar type, for spacecraft	0	42	0	1 067
9105110000	Alarm clocks, electrically operated	23 088	68 586	109 055	407 959
9105190000	Alarm clocks,not electrically operated	52 475	340 948	93 387	656 331
9105210000	Wall clocks, electrically operated	25 147	280 773	135 527	1 627 728
9105290000	Wall clocks, not electrically operated	14 378	119 506	58 612	386 266
9105910010	Marine and similar chronometers(oth. than clocks of heading 91.0	0	256	0	11 495
9105910020	Public clocks for building; clocks forcentralised electric clock syste	0	85	0	18 191
9105910090	Oth. Clocks, electrically operated	4 140	30 926	31 032	120 226
9105990010	Oth. marine and similar chronometers(oth. than clocks of heading	0	1 747	0	2 053
9105990020	Oth. public clocks for building; clockfor centralised electric clock sy	0	38	0	3 067
9105990090	Oth. Clocks, not electrically operated	6 029	28 544	24 362	113 680
9106100000	Time-registers; time-recorders	7 333	68 534	62 129	461 068
9106900000	Oth time record.&intervals of time appw/clock/watch move./with	35 482	294 879	272 878	3 544 666
9107000000	Time switches with clock/watchmovement/with synchronous mot	10 071	164 810	154 151	2 573 050
9108110000	Watch move., comp.&assem. with mech.display only, electrically c	220	220	8 964	8 964
9108190000	Other watch movements, complete &assembled, electrically oper	0	6 412	0	29 404
9108200000	Watch move., comp.&assem. with mech.-with automatic winding	0	3	0	571
9108900000	Other watch movements, complete &assembled, not electrically o	605	1 624	1 295	5 063
9109110000	Clock movements of alarm clocks,compl.and assembled, electrical	2 481	19 121	7 500	63 999
9109190000	Clock movements of oth clocks, compl.&assembled, electrically op	3 131	54 192	7 236	247 695
9109900000	Clock movements, complete andassembled, not electrically operat	0	19 992	0	67 477
9110110000	Complete movements, unassem./partlyassem.(movement sets) of	440	63 663	5 066	370 514
9110900000	Oth. compl/incomplete movements,unassem.or assembled (move	1 987	34 742	6 690	152 005
9111200000	Watch cases of base metal, whetheror not gold/silver-plated	1 957	3 611	4 523	35 503
9111800000	Other watch cases	1 566	36 859	3 618	123 776
9111900000	Parts of watch cases	2 870	10 048	3 480	26 272
9112200000	Clock cases and cases of a similartype for other goods of this chap	0	28 106	0	95 961
9112900000	Part of clock cases&cases of a similartype for other goods of this c	197	1 042	3 096	17 083
9113100000	Watchstraps,watch band&watch braceletsof precious mtl/of mtl c	0	137	0	856
9113200000	Watchstraps,watch bands& bracelets,of base metal,wheth/not go	5	4 804	790	55 727
9113900000	Other watchstraps, watch bands &watch bracelets	6 325	159 558	59 783	788 276
9114100000	Springs, including hair-springs ofclock/watch	8	1 097	540	4 074
9114200000	Jewels of clock/watch	0	183	0	7 045
9114300000	Dials of clock/watch	0	15 746	0	49 208
9114400000	Plates and bridges of clock/watch	0	876	0	1 852
9114900000	Other parts of clock/watch	17 899	251 457	35 251	854 966
9201100000	Upright pianos	11 213	354 698	137 178	638 098
9201200000	Grand pianos	371	37 457	1 716	404 680
9201900000	Oth pianos,including automatic pianos;harpsichords&oth keybrd s	78 685	540 808	494 337	1 934 567
9202100000	String musical instruments playedw/a bow	597	50 046	3 695	358 343
9202900000	Other string musical instrumentsplayed	11 658	144 912	146 800	1 683 140
9205100000	Brass-wind instruments	3 021	30 771	12 118	189 450
9205901000	Keyboard pipe organ; harmonium & similarkeyboard instrum with	6 641	137 678	8 984	334 454
9205909000	Oth. keyboard pipe organs, harmoniumswith free metal reeds	63 498	569 098	121 128	1 163 750
9206000000	Percussion musical instruments(forex, drm,xylophones,cymbals,c	62 581	482 462	317 230	2 479 889
9207100000	Keyboard instruments, other thanaccordions	27 368	232 601	378 426	3 303 384
9207900000	Key musical instruments,the sound isproduc/must be amplified,ek	20 938	189 969	111 629	1 272 226
9208100000	Musical boxes	2 550	68 292	42 864	490 354
9208901000	Decoy calls, call horns &other mouthblown sound signalling instru	1 206	13 102	2 371	44 353
9208909000	Oth musical instruments not fallingwithin any oth heading of this c	6 599	23 796	27 281	114 094
9209300000	Musical instrument strings	12 062	143 334	158 543	2 267 558

I.3. IMPOR MENURUT KOMODITI / IMPORT BY HS COMMODITY
***** OKTOBER/OCTOBER 2011 *****

HS	Uraian Komoditi Commodity Description	Berat Bersih / Net Weight (Kg)		Nilai / Value C.I.F (US\$)	
		Bulan ini Current Month	Kumulatif Cum.Jan. to date	Bulan ini Current Month	Kumulatif Cum.Jan. to date
9209911000	Strung backs, keyboards and metalframes for upright pianos	116 088	1 857 643	1 195 638	17 988 594
9209919000	Other parts and accessories for pianos	646 304	6 530 047	7 264 755	53 177 503
9209920000	Parts & accessories for the musicalinstruments of heading 92.02	101 477	1 208 239	1 829 328	17 399 737
9209940000	Parts & accessories for the musicalinstruments of heading 92.07	137 946	1 350 634	3 028 551	24 687 828
9209990000	Parts & accessories for other musicalinstruments	89 674	761 881	3 526 307	33 798 658
9301110000	Artillery weapons (for example, guns,howitzers & mortars), self-pr	0	266	0	2 982
9301190000	Artillery weapons(for ex.guns,howitzer& mortars), not self-propell	9 040	192 747	7 984 549	49 529 572
9301200000	Rocket launchers;flame-throwers;grenadelaunchers; torpedo tub&si	0	10 645	0	1 311 021
9301900000	Oth military weapons,o than revolvers,pistols & the arms of headi	0	16 504	0	8 585 704
9302000000	Revolvers and pistols, otherthan those of heading 93.03/93.04.	11 807	13 915	70 007	1 061 693
9303309000	Oth sporting/target-shooting rifles	0	2 307	0	49 933
9303900000	Oth firearms&sim. device which operateby the firing of an explosi	88	30 913	14 177	168 120
9304001000	Air guns, not exceeding 7 kg	24	76	229	3 844
9304009000	Oth arms (for example,spring, air/gasguns&pistols),excl.those of h	739	3 673	29 752	250 720
9305100000	Parts and accessories of revolvers/pistols	15	1 489	4 187	194 018
9305211000	Shotgun barrels of hunting shotguns,not exceed. 7 kg	180	11 095	8 823	76 036
9305219000	Shotgun barrels of other shotguns	0	1 022	0	342 908
9305291000	Other parts and accessories of huntingshotguns, not exceeding 7 k	0	1	0	175
9305299000	Other parts and accessories of othershotguns	0	2 262	0	344 127
9305910000	Parts and accessories of militaryweapons of heading 93.01	0	792	0	1 012 374
9305991000	Parts and accessories of goods ofsubheading 9304.00.90	24	47	1 253	7 414
9305999000	Parts and accessories of other arms	0	2 336	0	33 207
9306210000	Cartridges for shotgun and air gun	744	45 511	11 148	2 495 620
9306290000	Parts of cartridges, gun pellets	6 329	108 842	883 679	4 246 695
9306301000	Oth cartridges&parts thereof use forrevolvers & pistols of heading	830	859	5 721	7 906
9306302000	Cartridges for riveting/similar toolsor for captive-bolt humane kille	1	2 206	690	81 425
9306309000	Other cartridges and parts thereof usefor other arms	350	1 641	17 499	165 315
9306900000	Other cartridges, missiles and similarmunitions of war & parts ther	262	146 189	22 532	14 629 685
9307000000	Swords,cutlasses,bayonets,lances&similar arms&parts thereof &sc	0	53	0	3 352
9401100000	Seats of a kind used for aircraft,convertible into beds	1 896	21 550	3 663	81 287
9401200000	Seats of a kind used for motorvehicles, converti-ble into beds	117 329	914 648	672 146	5 762 723
9401300000	Swivel seats with variable heightadjustment	279 883	3 335 368	1 150 593	10 092 511
9401400000	Seats other than garden seats/camping	8 023	134 127	21 340	381 108
9401510010	Seats of rattan	0	7 738	0	22 629
9401510090	Other seats of rattan	0	5 158	0	17 149
9401590000	Other seats of bamboo/rattan	448	51 665	1 259	105 032
9401610000	Upholstered	711 308	3 534 585	2 302 174	11 739 905
9401690000	Other upsholstered	68 259	1 221 942	287 042	3 299 235
9401710000	Other seats, with metal frames,upholstered	417 984	4 970 742	1 338 036	15 686 041
9401790000	Other seats, with metal frames, notupholstered	611 349	5 904 796	1 415 595	12 810 467
9401801000	Baby walkers	4 423	159 305	25 050	439 032
9401809000	Other seats	294 567	2 261 957	645 570	5 597 708
9401901010	Parts of aircraft seats of plastics	2	16 498	975	125 803
9401901090	Oth parts of aircraft seats of plastics	737	83 989	5 892	172 986
9401902000	Parts of baby walkers	20	5 042	129	10 522
9401909100	Parts of seats of goods of subheading9401.20.00/9401.30.00	826 978	4 536 776	6 903 187	38 422 928
9401909910	Oth.of goods of subheading of plastic9401.20/9401.30	218 897	1 691 086	214 647	2 379 159
9401909990	Oth.of goods of subheading9401.20/9401.30	744 036	6 484 424	3 541 776	26 920 433
9402101000	Dentists' chairs	63 180	344 261	607 835	3 325 074
9402103000	Barbers' and hairdressers' chairs andparts	7 201	138 374	17 922	504 311
9402109000	Other dentists, hairdressers & barberschairs and part thereof	561	70 567	4 698	454 673
9402901000	Furntr.designed for medical,surgical/veterinary surg.purp.&parts t	20 402	266 090	346 186	3 311 495
9402909000	Oth. furntr.design for medical,surgical/veterinary surg.purp.&part:	38 946	681 873	486 370	8 925 388
9403100000	Mtl furniture of a kind used in office	227 797	2 449 080	592 934	5 591 120
9403200000	Other metal furniture	1 655 982	13 917 790	3 205 054	25 631 178
9403300000	Wooden furniture of a kind usedin offices	382 079	5 321 874	498 858	6 669 415
9403400000	Wooden furniture of a kind usedin the kitchen	270 858	1 550 519	354 335	2 342 897
9403500000	Wooden furniture of a kind usedin the bedroom	1 112 845	9 007 183	1 486 521	14 190 259
9403600000	Other wooden furniture	1 621 754	13 437 671	2 784 205	20 547 108
9403700000	Furniture of plastics	99 408	1 288 765	231 424	4 638 357
9403810010	Bedroom, dining room/living room sets ofrattan	0	4 797	0	6 259
9403810020	Bedroom, dining room/living room sets ofother materials	84 529	212 249	180 460	390 725
9403810030	Furnt. of plas. of kind used in parksgardens/vestibules	0	22 165	0	33 814
9403810040	Fume cupboards for use in medicallaboratories	0	3 474	0	70 744
9403810090	Other furniture of bamboo or rattan	12 190	100 725	11 008	170 317
9403890010	Bedroom, dining room/living roomsets of other materials	93 788	1 201 196	98 342	1 580 402
9403890020	Oth furniture of a kind used in parks,garden/vestibules	24 216	125 120	53 755	181 073
9403890030	Fume cupboards for use in medical lab.of cane,osier,bamboo/simi	245	7 740	900	34 181
9403890090	Other furniture	208 443	1 815 739	444 296	6 686 645
9403900000	Parts of other furniture	254 464	3 154 594	583 356	7 594 153
9404100000	Mattress supports	6 217	334 721	28 035	913 396

I.3. IMPOR MENURUT KOMODITI / IMPORT BY HS COMMODITY
***** OKTOBER/OCTOBER 2011 *****

HS	Uraian Komoditi Commodity Description	Berat Bersih / Net Weight (Kg)		Nilai / Value C.I.F (US\$)	
		Bulan ini Current Month	Kumulatif Cum.Jan. to date	Bulan ini Current Month	Kumulatif Cum.Jan. to date
9404210000	Mattresses of cell. rubber/plastics,whether/not covered	67 642	432 180	118 530	1 297 388
9404291000	Mattress springs of other materials	60 142	458 488	223 525	1 922 572
9404292000	Mattress of hyperthermia/hyphothermiatype of other materials	0	49	0	709
9404299000	Other mattress of other materials	61 943	999 964	61 152	1 219 960
9404300000	Sleeping bags	5 987	38 024	47 256	230 985
9404901000	Quilts, bedspreads and mattressprotectors	120	159 621	303	482 433
9404909000	Other articles of bedding and similarfurnishing	40 643	480 792	273 348	2 708 738
9405102000	Surgical lamps of ceiling/walllighting fittings	72	3 815	2 702	182 960
9405103000	Spotlights of ceiling/wall lightingfittings	247 947	1 691 278	983 955	7 645 631
9405109000	Oth chandeliers&oth elec ceiling/walllight.fittng,exc.of apublic spa	347 504	2 597 632	1 653 747	14 880 195
9405201000	Surgical lamps of electric table,desk,bedside/floor-standing lamps	662	12 351	57 249	554 318
9405209010	Elect. table of spotlights	14 031	262 542	34 470	850 098
9405209090	Oth. elect. table, desk	235 555	1 440 905	821 362	5 913 080
9405300000	Lighting sets of a kind used forchristmas trees	28 778	113 707	242 890	403 779
9405401000	Surgical lamps, incl. operat lights;pilot lamp assem for elec.-therm	741	10 848	17 862	148 267
9405402000	Searchlights	70	33 353	974	176 558
9405404000	Oth. electr. lamps of spotlights	44 119	758 362	316 625	3 815 465
9405405000	Street lamps/lanterns	121 346	685 382	1 258 666	6 664 642
9405406000	Other exterior lighting, other thanstreet lamps/lanterns	10 248	247 648	66 838	1 943 296
9405407000	Non-flashing aerodrome beacons;lampsfor railwayloc.aircraft,ship	4 483	62 605	32 916	719 157
9405408000	Pilot lamp assemblies for electrodomestic appliances of heading 8	0	13 379	0	78 741
9405409010	Fibreoptic operation headlights	36	6 621	4 410	134 098
9405409090	Oth electric lamps,including oth eleclamps&lighting fittings of woc	515 595	1 862 197	1 841 365	11 419 082
9405501100	Non elect. lamps&flighting fittings -of brass, for religius rites	26	2 529	116	9 521
9405501900	Oth. non elect. lamps&flighting fittings	134 249	487 972	190 588	677 754
9405504010	Hurricane lamps of base metal	0	6 786	0	13 257
9405504090	Other hurricane lamps	68 203	519 645	99 863	692 773
9405509011	Oil lamps of brass, used for relig.rites	440	1 237	1 373	9 095
9405509012	Oil lamps of other base metal,or of wood	0	8 824	0	48 108
9405509013	Oil lamps of plast, stone, ceramic,-glass	0	5 984	0	17 501
9405509019	Other oil lamp of plastic	1 163	1 292	1 501	1 726
9405509020	Miners lamps and quarrymens lamps	0	5 839	0	5 575
9405509090	Other miners lamps & quarrymenslamps	7 316	40 385	22 131	131 805
9405601000	Property protection warning signs,street name plates,road&traffic	14 797	85 865	98 670	1 211 401
9405609090	Other property protection warningsigns	20 944	305 508	54 971	1 460 731
9405912000	Parts of glass for spotlights	5 915	15 350	25 397	58 908
9405914000	Glass globes and chimneys for otherlamps	2 354	30 477	9 924	121 635
9405919000	Parts of glass of other lamps	9 726	218 948	26 326	656 181
9405921000	Parts of plastics for surgical lamps	162	162	665	665
9405922000	Parts of plastics for spotlights	3	1 267	12	5 437
9405929000	Parts of plastics for other lamps	280 888	2 480 956	593 736	6 824 192
9405991000	Lampshades of textile materials	1 084	43 542	9 647	115 308
9405999010	Frames for miners/quarrymenslamps	0	6 201	0	96 194
9405999090	Other, for the miners lamps, surgical	163 131	1 913 474	530 091	5 626 002
9406001000	Greenhouses fitted with mechanical/thermal equipment	88 794	568 801	190 777	907 407
9406009200	Other prefabricated buildings of wood	6 371	66 803	33 093	145 875
9406009400	Other prefabricated buildingsof iron/steel	1 644 240	9 459 876	3 092 219	21 237 388
9406009900	Other prefabricated buildings of othermaterials	742 152	8 592 376	1 914 633	22 242 212
9503001000	Tricycles, scooters, pedal cars andsimilar wheeled toys; dolls carri	243 997	2 432 083	778 238	6 437 292
9503002100	Dolls, whether/not dressed	36 601	577 995	277 637	2 758 945
9503002200	Garments and garments accessories;footwear and headgear	3 729	52 294	77 153	735 030
9503002900	Other garments and garm. accessories;footwear and headgear	10 452	221 045	173 742	3 487 971
9503003000	Electric trains, includ tracks, signalsand other accessories therefor	74 495	742 403	497 207	2 868 139
9503004100	Model aircraft assembly kits	3 302	20 723	30 351	228 685
9503004900	Other model aircraft assembly kits	87 943	1 608 389	875 830	11 497 586
9503005000	Other construction sets&constructionaltoys, of materials other tha	12 781	59 390	33 675	201 570
9503006000	Stuffed toys representing animals/non-human creatures, puzzles	8 298	199 691	73 849	1 417 593
9503007100	Toys of jigsaw/picture puzzles	25 927	115 611	69 484	357 272
9503007900	Other toys of jigsaw/picture puzzles	3 337	279 220	19 381	743 347
9503009100	Numerical, alphabetical/animalblock/cut-outs; word builder sets;	10 440	112 352	42 626	657 398
9503009200	Skipping ropes	0	4 825	0	29 890
9503009300	Marbles	6 760	5 094 324	4 397	1 249 379
9503009900	Other of goods of sub heading95.03.00.9	1 662 913	21 109 329	4 723 953	55 812 959
9504100000	Video games of a kind used with atelevision receiver	98 763	1 406 430	610 665	6 396 185
9504202000	Tables for billiards of all kinds	22 990	87 273	8 262	87 437
9504209000	Other articles and accessories forbilliards	7 939	110 520	22 974	188 402
9504300000	Oth games, operated by coins, banknotesbank cards, tokens/by ot	94 916	1 747 524	489 280	7 954 775
9504400000	Playing cards	192 271	2 417 482	148 750	2 162 219
9504901000	Bowling requisites of all kind	0	7 726	0	37 413
9504902000	Darts and parts and accesories of darts	2 443	23 166	13 813	72 175
9504903900	Other tables designed for use withcasino games	513	2 080	553	3 118

I.3. IMPOR MENURUT KOMODITI / IMPORT BY HS COMMODITY
***** OKTOBER/OCTOBER 2011 *****

HS	Uraian Komoditi Commodity Description	Berat Bersih / Net Weight (Kg)		Nilai / Value C.I.F (US\$)	
		Bulan ini Current Month	Kumulatif Cum.Jan. to date	Bulan ini Current Month	Kumulatif Cum.Jan. to date
9504909100	Tables designed for games	210	13 202	1 427	31 788
9504909900	Other tables designed for games	13 528	300 279	62 534	1 207 448
9505100000	Articles for christmas festivities	222 795	622 616	1 107 583	2 691 779
9505900000	Festive,carnival/oth entertn.articlesincl conjuring tricks & novelty]	69 706	410 991	195 775	1 630 614
9506110000	Skis of snow-skis	0	1 947	0	22 879
9506120000	Ski-fastenings (ski-bindings)	0	14	0	731
9506190000	Other snow-ski equipment	20 568	73 970	103 945	417 872
9506210000	Sailboards	1 004	7 452	13 633	96 607
9506290000	Other water-skis, surf-boards,sailboards& oth water-sport equipm	10 608	117 037	28 806	492 229
9506310000	Clubs for golf, complete	907	29 058	2 625	118 444
9506320000	Balls for golf	709	41 102	8 552	121 178
9506390000	Other golf equipment	5 725	115 325	21 207	342 097
9506401000	Tables tennis	38 159	289 141	46 152	404 861
9506409000	Oth articles & equip for table-tennis	45 960	310 581	90 528	842 849
9506510000	Art. & equip. for lawn tennis racketswhether/not strung	2 294	60 699	103 789	1 893 788
9506590000	Oth. art.&equip. for lawn tennis rackets	54 180	770 426	113 333	2 089 040
9506610000	Lawn-tennis balls	6 002	36 587	38 126	117 279
9506620000	Inflatable balls	57 292	393 953	363 241	2 090 647
9506690000	Other balls, other than golf balls &table-tennis balls	18 837	143 663	46 569	481 664
9506700000	Ice skates and roller skates, incl.skating boots with skates attachec	84 918	365 993	416 241	1 793 128
9506910000	Artic.&equip. for general physicsexercise, gymnastics/athletics	561 366	6 053 676	1 957 892	23 013 559
9506992000	Bows and arrows for archery;crossbows	57	74	2 129	2 971
9506993000	Nets, cricket pads, shinguards andsimilar articles	16 136	104 831	34 893	477 717
9506995010	Shuttlecocks	3 346	52 946	7 802	250 429
9506995090	Other articles and equipment for sportbut badminton	43 983	363 821	87 432	953 325
9506999000	Oth articles&equipment for oth sports;swimming pools&paddling	67 012	237 373	226 027	1 092 864
9507100000	Fishing rods	111 777	889 721	226 622	2 665 541
9507200000	Fish-hooks, whether/not snelled	47 768	486 976	86 284	1 337 515
9507300000	Fishing reels	56 602	608 462	134 330	1 786 261
9507900000	Other fishing rods, hooks,/reels	8 512	239 315	25 289	723 205
9508100000	Travelling circuses and travellingmenageries	1 021	2 708	2 060	29 045
9508900000	Roundabouts,swings,shooting galleries&oth fairgrnd amus.; trave.	81 753	1 948 654	1 057 084	11 937 750
9601901000	Worked mother-of pearl/tortoise-shell & articles of the foregoing	456	3 467	18 945	189 748
9601909000	Other worked mother-of pearl/tortoise-shell & articles of the fore	88	852	628	203 962
9602001000	Gelatin capsules for pharmaceuticalproducts	5 417	55 096	137 016	1 394 782
9602002000	Cigar/cigarette cases, tobacco jars andhousehold ornamental artic	107	2 630	614	11 288
9602009000	Oth worked veget./minrl carving matrl&artic.ofthese matrls;ofwax	14 298	126 562	37 907	353 027
9603101000	Brushes consisting of twigs/othersvegetable material bound togat	111 119	1 008 733	183 682	1 941 353
9603102000	Brooms consisting of twigs/othersvegetable material bound togat	50 235	769 096	97 875	1 122 087
9603210000	Tooth brushes, including dental-platebrushes	105 160	1 518 969	941 857	12 558 443
9603290000	Shaving brushes, hair brush, nail brush, eyelash o. toilet brush for us	14 802	274 539	75 972	1 189 113
9603300000	Artists' brushes, writing brush&similarbrushes for the applic.of cos	47 917	312 362	251 185	1 919 371
9603400000	Paint, d istemper, varnish/similarbrushes ; paint pads and rollers	577 283	4 047 410	824 694	6 236 395
9603500000	Other brushes constituting parts ofmachines, appliances/vehicles	38 464	616 105	363 670	2 864 615
9603901000	Prepared knots and tufts forbroom/brush making	27	66 863	4 557	152 617
9603902000	Hand-operated mechanical floorsweepers, not motorised	56 598	443 278	244 455	1 577 456
9603904000	Other brushes	170 832	1 714 236	319 784	2 959 915
9603909200	Parts for goods of subheading 9603.90.20	2 736	39 556	6 354	104 945
9603909900	Parts for goods of oth than subheading9603.90.10	260 294	2 052 997	570 649	6 031 594
9604001000	Hand sieves and hand riddles of metal	3 896	16 451	2 108	29 875
9604009000	Hand sieves and hand riddles of othermaterial	0	24 259	0	107 776
9605001000	Travel sets for personal toilet	239	21 552	6 818	371 456
9605009000	Travel sets for sewing/shoe/clothes cleaning	1 127	28 279	2 978	78 400
9606100000	Press-fasteners, snap-fasteners andpress-studs and parts therefor	32 493	450 518	747 851	8 219 715
9606210000	Buttons of plastics, not covered withtextile	177 259	1 799 789	2 802 572	28 798 817
9606220000	Buttons of base metal, not coveredwith textil	121 776	1 117 123	2 448 928	18 261 982
9606290000	Buttons of other material	84 374	1 001 036	962 731	9 536 838
9606300000	Button moulds&other parts of buttons;button blanks	6 727	115 315	118 332	1 667 999
9607110000	Slide fasteners fitted with chainscoops of base metal	160 065	1 308 912	2 049 438	18 395 368
9607190000	Other slide fasteners	283 678	3 223 070	3 410 480	42 794 297
9607200000	Parts of slide fasteners	218 875	4 148 392	1 579 850	21 693 502
9608101000	Ball point pens of plastics	85 159	654 993	185 742	1 835 126
9608109000	Oth. ball point pens of plastics	82 679	1 231 224	381 712	4 460 578
9608200000	Felt tipped & other porous-tipped pens& markers	42 061	592 809	97 380	2 065 209
9608310000	Indian ink drawing pens	2 556	5 581	11 912	36 184
9608391000	Fountain pens	89 111	522 066	135 228	906 646
9608399000	Oth. indian ink drawing pens	35 622	307 855	54 444	806 718
9608400000	Propelling/sliding pencils	12 852	246 675	48 275	971 263
9608500000	Sets of articles from two/more of theforegoing subheadings	32 409	556 294	68 519	1 925 092
9608601000	Refills for ball point pens of plasticscomprising the ball point&ink r	1 722	36 600	15 585	217 857
9608609000	Oth. refills for ball point pens of plstcomprising the ball point&ink	31 860	163 240	182 810	2 200 529

I.3. IMPOR MENURUT KOMODITI / IMPORT BY HS COMMODITY
***** OKTOBER/OCTOBER 2011 *****

HS	Uraian Komoditi Commodity Description	Berat Bersih / Net Weight (Kg)		Nilai / Value C.I.F (US\$)	
		Bulan ini Current Month	Kumulatif Cum.Jan. to date	Bulan ini Current Month	Kumulatif Cum.Jan. to date
9608911000	Pen nibs and nib points of gold or gold plated	1	16	5	11 005
9608919000	Pen nibs and nib points of other material	15 452	121 652	323 573	4 178 334
9608991000	Duplicating stylos	2 742	59 334	6 967	81 746
9608999000	Penholders, pencil-holders & similar holder parts of the foregoing ar	60 274	719 469	827 770	8 597 807
9609101000	Black pencils	121 958	1 506 887	279 027	4 030 059
9609109000	Crayons & other pencils with leads encased in a rigid sheath	136 492	1 354 465	281 477	2 535 898
9609200000	Pencil leads, black/colored	67 057	1 139 873	518 793	5 718 247
9609901000	Slate pencils for school slates	11 062	39 261	22 302	124 231
9609903000	Pencils & crayons other than those of subheading 9609.10.00	5 567	136 093	23 611	260 482
9609909000	Pastels, drawing charcoals, tailors' chalks	98 022	1 060 091	184 156	2 576 805
9610001000	School slates	60 258	288 242	95 510	489 738
9610009000	Oth slates & boards, with writing/drawing surfaces, whether/not framed	27 738	153 533	103 849	652 536
9611000000	Date, seal/numbering stamps & the like hands operate	37 806	395 913	722 280	2 778 111
9612101000	Ribbons of textile fabric	10 054	149 017	55 019	1 460 552
9612109000	Ribbons of other materials	66 822	991 493	2 044 371	11 549 734
9612200000	Ink-pads	462	21 876	924	120 615
9613101000	Pocket lighters, gas fuelled, non-refillable of plastics	539 528	2 733 315	989 920	8 043 511
9613109000	Oth. pocket lighters, gas fuelled, non-refillable	0	383 490	0	379 801
9613201000	Pocket lighters, gas fuelled, refillable of plastics	0	81 204	0	99 889
9613209000	Oth. pocket lighters, gas fuelled, refillable	13 578	140 288	33 945	427 546
9613801000	Piezo-elect lighters for stoves & ranges	927	182 374	1 929	486 955
9613803000	Cigarette lighters/table lighters, other than of plastics	0	13 187	0	6 345
9613809000	Other lighters	6 414	96 443	135 463	1 578 910
9613901000	Parts of refilled cartridge/other receptacles	12 510	74 025	33 852	406 056
9613909000	Other parts of lighters other than flints and wicks	34 206	547 427	352 679	5 165 146
9614001000	Roughly shaped blocks of wood/root for the manufacture of pipes	0	15	0	546
9614009000	Oth smoking pipes, cigar, cigarette holders and parts thereof	89	11 076	7 026	128 123
9615111000	Hair slides and the like of hard rubbers/plastics	312 178	4 927 275	684 418	11 158 972
9615119000	Combs of hard rubbers/plastics	194 296	1 641 534	436 215	4 105 161
9615191000	Hair slides and the like of material other than hard rubbers/plastics	50 905	251 993	141 614	824 120
9615199000	Combs of material other than hard rubbers/plastics	84 295	1 018 071	183 126	2 492 032
9615901100	Decorative hair pins of aluminium	42	761	826	7 848
9615901200	Decorative hair pins of iron/steel	1 994	16 268	13 138	91 877
9615901900	Oth. decorative hair pins	13 021	179 020	46 949	492 154
9615902000	Parts of decorative hair pins	1	9 083	9	17 883
9615909100	Parts decorative hair pins of aluminium	38 199	119 304	109 515	475 915
9615909200	Parts decorative hair pins of iron/steel	53	17 407	80	8 510
9615909900	Oth. parts of decorative hair pins	2 033	25 301	13 291	142 329
9616101000	Sprays of scent and similar toilet sprays	112 326	981 578	892 410	7 403 228
9616102000	Mounts and heads of the sprays	128 009	1 203 866	599 816	5 707 506
9616200000	Powder-puffs & pads for the application of cosmetics/toilet prepara	14 578	189 925	269 774	3 047 542
9617001000	Vacuum flasks and other vacuum vessels	130 626	1 408 265	364 619	3 499 099
9617002000	Parts of vacuum flasks & oth vacuum vessels other than glass inner	59	795	500	9 452
9618000000	Tailor' dummies & oth lay figs; auto- & oth displ. used for shop winc	28 150	240 670	173 109	2 114 179
9701100000	Paintings, drawings and pastels	26 702	145 354	182 868	874 382
9701901000	Colleges & similar decorative plaques of cut flower bud, foliage/oth par	0	4 358	0	13 067
9701909000	Colleges & similar decorative plaques other than of natural cork	3 640	41 787	2 782	580 843
9702000000	Original engravings, prints and lithographs	0	65 298	0	42 190
9703000000	Original sculptures and statuary, in any material	30 904	600 362	53 077	510 005
9704009000	Postal stationary other than postage revenue stamps	13	269	12	713
9706000000	Antiques of an age exceeding one hundred years	0	80 074	0	199 214
9801101000	Sedan of head 8703 with cylinder cap <1500 cc, incompletely knock	50 185	525 661	235 386	2 272 158
9801102000	Oth vhcl of head 8703 with (4x2) system incompletely knocked down	2 046 562	21 284 501	25 806 312	249 858 836
9801201000	Vhcls of head 8704 with gross weight <= 5 ton, incompletely knocked	251 179	3 930 318	3 925 589	56 338 409
9801202000	Vhcls of head 8704 with 5 ton < gross weight <= 24 ton, incompletely k	3 570 248	48 845 637	42 137 434	590 988 259
9801203000	Vhcls of head 8704 with gross weight > 24 ton, incompletely knocked d	3 327 998	28 129 911	43 799 262	356 236 915
9801301000	Vhcls of head 8702 with gross weight <= 5 ton, incompletely knocked	257	125 082	3 476	324 780
9801302000	Vhcls of head 8702 with 5 tons < gross weight <= 24 ton, incompletely k	309 101	4 753 683	3 533 666	50 457 328
9801303000	Vhcls of head 8702 with gross weight > 24 tons, incompletely knock	0	613 144	0	2 866 699
9802100000	Rotary internal/spark-ignition combustion engines	482 034	3 784 717	6 521 629	51 282 904
9802200000	Gear boxes, of incomplete knocked down vehicles	137 622	1 316 012	2 563 319	24 556 688
9802300000	Drive-axles, of incomplete knocked down vehicles	744 457	5 989 145	5 136 767	34 124 924
TOTAL IMPORT		10 411 631 977	106 139 972 017	15 533 378 964	145 566 088 326

I.4. IMPOR MENURUT NEGARA ASAL / IMPORT BY COUNTRY OF ORIGIN
***** OKTOBER/OCTOBER 2011 *****

Country Code	Negara Asal Country of origin	Berat bersih / Net weight (Kg)		Nilai / Value C.I.F (U S \$)	
		Bulan ini Current month	Kumulatif Cum. Jan. to date	Bulan ini Current month	Kumulatif Cum. Jan. to date
111	JP Japan	366 213 076	3 311 572 493	1 819 024 251	15 643 168 504
112	HK Hong Kong	19 160 780	199 893 232	212 156 441	2 065 971 369
113	KP Korea, Democratic People's Republic	9 992 274	18 787 420	13 243 889	25 993 666
114	KR Korea, Republic Of	711 950 858	7 151 495 630	1 060 288 198	10 371 892 108
115	TW Taiwan	154 471 371	1 804 425 784	345 261 605	3 446 783 948
116	CN China	917 057 285	9 868 729 972	2 137 683 733	21 389 719 365
117	MN Mongolia	16	24 362 657	672	2 184 947
118	MO Macau	25 461	423 778	252 960	3 178 320
120	PG Papua New Guinea	3 020 304	23 075 973	7 570 737	31 298 910
121	TH Thailand	597 255 084	6 052 851 324	936 943 899	8 871 533 213
122	SG Singapore	1 690 461 854	16 270 180 198	2 238 253 105	21 875 489 544
123	PH Philippines	32 318 733	262 482 873	79 876 617	701 019 995
124	MY Malaysia	793 050 731	7 979 009 106	967 642 538	8 413 388 813
125	MM Myanmar (form. Burma)	4 390 278	110 749 334	2 264 511	66 793 190
126	KH Cambodia	60 705	1 547 625	678 659	5 994 423
127	BN Brunei Darussalam	165 510 602	988 231 241	131 534 664	810 909 589
128	LA Lao People's Democratic Republic	0	511 332	0	1 163 990
129	NP Nepal	248	1 485	471	47 911
130	BT Bhutan	0	6	0	800
131	VN Viet Nam	354 639 713	2 459 048 286	283 441 208	1 910 622 992
132	MV Maldives	0	319	0	3 354
133	IN India	281 565 260	4 204 883 631	354 582 767	3 662 059 158
134	PK Pakistan	39 147 512	174 645 198	19 201 225	171 983 143
135	BD Bangladesh	718 242	30 029 003	1 132 067	34 213 616
136	LK Sri Lanka	14 564 338	176 001 045	8 881 797	99 745 730
137	AF Afghanistan	90	116	1 705	6 844
138	ID Indonesia	14 834 416	52 905 156	15 556 677	152 157 156
141	IQ Iraq	0	1 164 071	0	641 901
142	IR Iran (Islamic Republic Of)	140 676 035	1 097 012 528	111 887 109	917 546 361
143	SA Saudi Arabia	669 032 348	5 068 007 058	565 109 817	4 451 246 155
144	IL Israel	62 473	950 514	1 265 362	8 884 357
145	KW Kuwait	131 381 572	1 223 615 361	130 397 398	1 128 777 004
146	JO Jordan	192 180 897	781 286 849	55 070 305	219 347 645
148	LB Lebanon	24 045	8 554 558	35 971	5 537 065
149	PN Palestina	0	83	0	4 809
151	YE Yemen	402 074	3 974 218	196 214	3 702 327
152	OM Oman	33 108 679	239 316 498	47 210 583	380 861 010
153	SY Syria Arab Republic	67 105	840 722	468 448	5 378 247
154	TR Turkey	62 873 013	630 536 038	28 553 861	378 179 751
155	AE United Arab Emirates	26 539 917	745 182 704	29 658 731	702 246 524
156	QA Qatar	69 671 179	543 651 328	70 979 881	530 871 849
157	BH Bahrain	1 224 142	130 526 982	2 497 459	90 618 929
158	CY Cyprus	43	16 776 551	4 480	9 171 225
159	OD Oth.west Asia	0	95	0	1 169
211	EG Egypt	63 276 822	1 117 336 806	19 435 345	170 590 062
213	MA Morocco	20 241 729	91 782 528	18 627 551	62 836 789
214	TN Tunisia	175 664	7 876 744	495 521	13 523 579
215	DZ Algeria	195 570	303 156 628	58 671	257 011 082
216	SD Sudan	1 585 134	100 180 638	583 694	65 667 253
219	NA Namibia	1 295 204	12 856 123	566 944	6 404 420
220	EH Western Sahara	0	2 400	0	7 536
221	ET Ethiopia	322 828	6 660 564	897 851	7 601 804
222	TZ Tanzania, United Republic Of	3 670 526	9 649 891	60 421 688	82 160 012
223	MG Madagascar	1 983 842	16 851 371	48 553 245	273 496 135
224	SO Somalia	0	67 385	0	413 754
225	KE Kenya	1 937 535	32 125 384	1 265 035	18 356 818
226	RE Reunion	309 382	6 310 877	77 346	1 748 705
227	MZ Mozambique	3 022 821	30 290 617	3 175 513	21 954 741
228	BW Botswana	0	71	0	1 244
229	GQ Equatorial Guinea	0	55	0	791
230	TG Togo	13 789 475	30 073 791	5 490 032	23 003 935
231	GH Ghana	707 577	19 532 042	297 613	23 888 502
232	LR Liberia	4 817 382	21 906 138	1 988 637	8 820 581
233	GN Guinea	1 300 530	9 351 891	528 050	3 970 308
234	AO Angola	1 263 850	13 180 423	536 432	7 525 179
235	CG Congo	841 749	4 864 733	578 135	3 277 328
236	CM Cameroon	386 760	4 251 785	922 732	9 654 023
237	NG Nigeria	257 523 314	1 609 045 331	217 728 228	1 396 267 485
238	SL Sierra Leone	3 186 436	15 958 627	1 420 741	6 853 827
239	GA Gabon	2 292 410	6 664 956	927 913	2 997 961
240	CI Cote D'ivoire	1 351 442	23 269 560	2 014 023	54 581 661
241	SN Senegal	4 457 556	32 094 652	1 952 141	16 232 194
242	MR Mauritania	31	2 374 734	3 755	1 111 698
243	ML Mali	125 342	14 747 783	571 540	56 353 527
244	BJ Benin	4 711 160	36 435 504	2 854 970	57 755 111
245	BF Burkina Faso	606 949	16 422 243	1 823 579	54 709 462

I.4. IMPOR MENURUT NEGARA ASAL / IMPORT BY COUNTRY OF ORIGIN
***** OKTOBER/OCTOBER 2011 *****

Country Code	Negara Asal Country of origin	Berat bersih / Net weight (Kg)		Nilai / Value C.I.F (U S \$)		
		Bulan ini Current month	Kumulatif Cum. Jan. to date	Bulan ini Current month	Kumulatif Cum. Jan. to date	
246	GW	Guinea Bissau	0	213 000	0	98 833
247	GM	Gambia	1 722 943	9 390 359	724 060	4 261 917
248	VI	U.s. Virgin Islands	0	233 852	0	1 325 382
249	SC	Seychelles	264	46 171	17 387	219 663
251	UG	Uganda	532 431	4 228 709	1 504 804	17 288 190
252	CF	Central African Republic	108 742	2 816 897	236 922	8 408 449
253	NE	Niger	190	34 974	1 356	190 143
254	TD	Chad	321 895	877 295	859 848	3 229 580
255	DJ	Djibouti	308 460	1 380 614	112 761	867 022
256	SH	Saint Helena	652	3 095	8 503	1 076 063
257	ST	Sao Tome And Principe	0	4	0	63
260	SZ	Swaziland	12 222	347 413	37 468	2 590 388
261	ZA	South Africa	56 709 499	618 734 014	58 174 346	610 992 945
262	ZW	Zimbabwe	960 843	3 376 591	4 362 702	14 066 303
263	ZM	Zambia	73 634	155 064	229 759	587 282
264	MW	Malawi	457 437	1 350 051	972 007	3 406 205
265	KM	Comoros	0	2	0	83
266	BI	Burundi	0	1	0	6
267	MU	Mauritius	473 136	10 032 056	246 091	5 908 685
268	RW	Rwanda	0	697	0	8 484
298	VG	Virgin Islands (british)	92 531	2 228 190	438 575	7 768 592
299	OF	Other Africa	0	24	0	385
311	AU	Australia	577 012 494	6 730 074 203	430 043 774	4 259 826 940
312	NZ	New Zealand	53 015 118	464 169 125	72 613 653	625 201 348
318	FM	Micronesia, Federated States Of	313	2 523	1 044	7 682
319	GU	Guam	0	309	0	1 331
320	PW	Palau	31 600	31 600	47 400	47 400
321	NR	Nauru	0	95	0	754
322	NC	New Caledonia	0	62 817	0	248 029
324	MP	Northern Mariana Islands	0	84	0	62 778
325	VC	Saint Vincent And The Grenadines	0	144 423	0	464 326
328	IO	British Indian Ocean Territory	0	4 043	0	89 139
331	AS	American Samoa	907 089	5 610 015	595 153	6 892 065
332	CK	Cook Islands	0	86 005	0	1 130 228
333	FJ	Fiji	126 220	1 943 391	57 059	1 454 318
334	KI	Kiribati	0	4	0	41
335	MH	Marshall Islands	0	11 634 370	0	8 301 030
336	WS	Samoa	0	196	0	4 070
337	SB	Solomon Islands	255 000	9 855 094	763 181	8 794 016
340	CX	Christmas Islands	0	22 004 027	0	3 158 641
342	CC	Cocos (keeling) Islands	0	1 024	0	9 382
343	TK	Tokelau	136	11 527	1 090	156 122
391	TL	East Timor	152 500	805 383	31 295	1 408 570
411	US	United States	438 652 943	5 452 498 272	1 004 871 830	8 884 774 279
412	CA	Canada	307 666 402	2 680 539 164	212 527 074	1 638 470 217
421	MX	Mexico	9 128 960	53 747 768	23 508 066	309 177 219
422	GT	Guatemala	3 742	51 100 169	10 358	41 116 247
423	HN	Honduras	808 854	1 759 805	384 604	951 781
424	NI	Nicaragua	198	24 811	10 434	91 024
425	PA	Panama	11 682 811	48 514 887	4 658 822	28 135 255
426	CU	Cuba	78	401 181	119 028	1 306 078
427	CB	Curacao	0	5	0	26
428	SR	Suriname	584 495	6 542 047	253 206	2 982 297
431	CL	Chile	19 434 575	592 574 111	20 135 559	295 757 997
432	VE	Venezuela	0	165 312	0	735 986
433	AR	Argentina	153 807 030	3 074 827 536	86 021 687	1 366 748 447
434	BR	Brazil	298 469 178	2 276 790 445	208 745 811	1 452 137 184
435	CO	Colombia	2 469 557	21 242 309	2 302 841	26 848 363
436	BO	Bolivia	260	231 249	1 308	311 131
437	UY	Uruguay	747 477	24 160 598	510 127	16 316 508
438	PY	Paraguay	17 792 175	54 397 816	9 241 787	27 700 950
441	EC	Ecuador	501 148	1 083 670	1 792 357	5 394 310
442	PE	Peru	2 694 619	71 142 446	4 122 632	40 147 681
443	GY	Guyana	0	213 353	0	246 742
444	TT	Trinidad And Tobago	28 320 085	66 234 200	13 825 126	32 506 263
445	BS	Bahamas	476	1 280 561	2 206	603 093
446	JM	Jamaica	273 521	2 139 802	160 881	1 272 666
447	PR	Puerto Rico	558 629	21 027 413	1 378 417	16 552 939
448	BZ	Belize	430	84 107	11 915	185 982
449	DO	Dominican Republic	4 998 355	17 663 129	2 263 204	8 118 494
450	SV	El Salvador	1 121	4 034 716	27 299	1 745 527
451	CR	Costa Rica	3 370	2 156 530	566 787	7 459 662
452	HT	Haiti	2 153 055	11 489 941	895 818	4 993 916
453	BB	Barbados	213 369	1 402 770	99 034	631 530
454	AG	Antigua And Barbuda	0	5 055 937	0	6 430 107
455	AI	Anguilla	0	41 486	0	72 744

I.4. IMPOR MENURUT NEGARA ASAL / IMPORT BY COUNTRY OF ORIGIN
***** OKTOBER/OCTOBER 2011 *****

Country Code	Negara Asal Country of origin	Berat bersih / Net weight (Kg)		Nilai / Value C.I.F (U S \$)	
		Bulan ini Current month	Kumulatif Cum. Jan. to date	Bulan ini Current month	Kumulatif Cum. Jan. to date
458	CV Cape Verde	354 509	611 305	132 930	229 487
459	KY Cayman Islands	0	4 945	0	14 674
460	DM Dominica	8	175 069	461	103 086
461	FK Falkland Islands (malvinas)	0	3	0	1 820
462	GF French Guiana	0	26 098	0	23 616
463	PF French Polynesia	18 330	38 466	7 369	23 595
464	GL Greenland	0	212 687	0	1 081 816
466	MQ Martinique	0	229 670	0	59 714
467	AN Netherlands Antilles	18 402	1 024 247	45 874	5 295 365
468	NF Norfolk Islands	13 200	108 436	78 528	603 759
469	LC Saint Lucia	0	1	0	107
470	SM San Marino	0	400	0	9 091
472	GP Guadeloupe	0	3	0	597
473	KN Saint Kitts And Nevis	0	1	0	1
511	GB United Kingdom	57 277 898	670 850 228	102 459 215	975 853 694
512	NL Netherlands	23 627 578	263 140 504	76 476 524	641 392 262
513	FR France	31 988 197	330 268 268	177 633 635	1 470 381 954
514	DE Germany, Fed. Rep. Of	57 235 894	656 124 515	271 988 457	2 843 343 076
515	AT Austria	6 517 585	46 742 356	43 772 052	306 532 433
516	BE Belgium	31 194 184	268 670 822	64 040 543	477 950 471
517	CH Switzerland	2 791 287	54 433 335	41 891 437	478 699 635
518	LU Luxembourg	1 156 422	4 116 174	744 412	5 490 044
519	GI Gibraltar	0	2	0	17
520	MC Monaco	456	10 693	4 943	281 300
521	DK Denmark	1 480 196	23 891 448	7 744 934	151 308 448
522	NO Norway	10 532 246	159 395 143	10 833 633	191 480 732
523	SE Sweden	11 708 936	151 904 143	78 536 517	710 398 636
524	FI Finland	6 489 194	60 305 806	40 333 814	391 565 164
525	IE Ireland	6 539 443	36 214 371	13 238 734	94 212 744
526	IT Italy	20 170 749	320 475 856	80 811 036	995 579 271
527	ES Spain	5 886 267	97 577 139	34 848 937	319 787 809
528	PT Portugal	328 608	20 094 734	1 617 494	43 074 418
529	IS Iceland	89 360	608 370	718 764	2 652 402
530	MS Montserrat	0	534	0	54 199
531	GR Greece	9 624 458	70 638 186	8 045 053	48 237 955
533	AD Andorra	64	86 040	7 156	524 368
534	LI Liechtenstein	0	8 886	0	72 065
540	CD Democratic Republic Of The Congo	0	1 157 749	0	2 703 925
542	HU Hungary	218 317	2 402 084	67 321 837	289 004 831
543	PL Poland	6 037 241	35 182 173	10 104 516	86 789 753
544	RO Romania	34 105 233	40 131 580	15 726 481	34 204 557
545	BG Bulgaria	17 831 107	76 604 933	5 496 666	28 537 796
547	YU Yugoslavia	0	212	0	1 994
548	AL Albania	50 240	273 470	101 612	575 407
549	AM Armenia	0	1	0	3
550	AZ Azerbaijan	0	1 920 452 745	0	1 649 092 902
551	BY Belarus	1 038 734	264 140 826	1 364 084	126 596 685
552	KZ Kazakhstan	593 402	17 562 109	1 267 338	22 112 517
553	KG Kyrgyzstan	249 755	523 095	389 738	1 427 676
554	MD Moldova, Republic Of	463	20 238	17 537	178 022
555	TJ Tajikistan	0	994 224	0	2 045 177
556	TM Turkmenistan	98	153 310	4 426	475 560
557	UA Ukraine	71 087 260	866 025 585	50 099 459	629 080 410
558	UZ Uzbekistan	59 180	804 702	196 153	2 122 316
559	LT Lithuania	153 526	27 570 133	265 739	15 166 405
560	LV Latvia	969 483	42 531 080	469 225	22 814 153
561	EE Estonia	3 067	2 487 460	197 202	2 480 457
562	GE Georgia	1 713	914 818	31 267	3 495 636
563	HR Croatia	375 407	1 591 078	524 978	3 627 192
564	BA Bosnia And Herzegovina	13	55 356	585	138 491
565	MT Malta	8 978 285	23 121 458	6 077 863	15 497 459
566	SK Slovakia	114 803	1 332 864	1 539 495	8 680 805
567	SI Slovenia	360 450	4 069 914	2 074 495	23 810 091
568	CZ Czech Republic	1 598 738	18 752 674	7 575 397	68 996 233
569	GS South Georgia And The South Sa	0	2 243	0	62 719
570	MK Rep. Of Macedonia	735	3 249	7 038	48 174
571	FO Faeroe Islands	0	5	0	5
572	RU Russia Federation	95 483 143	1 853 951 127	63 304 372	1 244 002 952
573	RS Serbia	4 078	151 094	73 613	7 402 968
574	ME Montenegro	0	17	0	1 279
TOTAL IMPORT		10 411 631 977	106 139 972 017	15 533 378 964	145 566 088 326

I.5. IMPOR MENURUT PROPINSI DAN PELABUHAN BONGKAR
IMPORT BY PROVINCE AND PORT OF IMPORTATION
***** OKTOBER/OCTOBER 2011 *****

Kode Pelabuhan Bongkar Port of Importation	Berat bersih / Net weight (Kg)		Nilai / Value C.I.F (U S \$)	
	Bulan ini Current month	Kumulatif Cum. Jan. to date	Bulan ini Current month	Kumulatif Cum. Jan. to date
ACEH	24 026 206	183 946 012	7 519 285	49 097 570
104 IDLSW Lhok Seumawe	0	98 418 203	0	27 711 102
106 IDLAS Langsa, Sumatra	0	139 501	0	115 036
108 IDMEQ Meulaboh	0	999 768	0	699 836
117 IDKRU Krueng R. Malahayati	16 726 206	30 527 485	7 396 645	16 671 963
118 IDKLS Kuala Langsa	0	1 301 055	0	1 925 551
119 IDLHK Lhok Nga	7 300 000	52 560 000	122 640	1 974 082
SUMATERA UTARA	515 165 151	5 593 933 508	422 442 229	4 055 467 235
141 IDPSU Pangkalan Susu	0	911 190	0	19 946 845
143 IDTPR Tanjung Pura	0	40 800	0	59 976
144 IDBLW Belawan	480 770 899	5 072 630 619	406 245 145	3 757 833 961
145 IDTJB Tanjung Balai Asahan	3 492 781	42 255 032	2 324 644	28 391 025
159 IDSLG Sibolga	0	483 519	0	7 561 847
165 IDPTE Pulau Tello	0	1 554	0	2 774
166 IDMES Medan / Polonia (u)	138 441	1 292 623	1 885 799	27 418 653
169 IDKPN Kotapinang, Baru	0	118 650	0	1 337 866
170 IDKTJ Kuala Tanjung	30 763 030	476 199 521	11 986 641	212 914 288
SUMATERA BARAT	114 853 912	1 049 977 749	104 129 095	871 842 612
191 IDTBY Padang/tl.bayur	114 853 866	1 049 976 555	104 120 922	871 200 832
192 IDPDG Padang / Tabing (u)	46	1 194	8 173	641 780
RIAU	276 565 018	2 751 381 790	228 489 962	1 712 700 134
225 IDDJM Dumai	166 579 232	1 811 039 098	108 513 461	973 469 984
228 IDBLS Bengkalis	1 053 225	4 078 214	460 758	1 957 007
230 IDSPA Selat Panjang	15 414	173 729	9 380	127 598
231 IDSSI Siak Sri Indrapura	62 805	792 792	121 703	572 174
233 IDPEK Pekanbaru (rumbai)	1 639 189	20 143 158	10 325 411	69 667 641
235 IDSUQ Sungai Guntung	2 500 000	33 979 297	1 325 000	26 860 834
242 IDTEM Tembilahan	4 876 917	15 803 326	3 557 901	13 141 683
261 IDPKU Simpang Tiga (u)	949	13 022	61 101	12 965 894
273 IDPAK Pekan Baru	14 933 707	62 924 331	5 572 975	38 153 617
277 IDBUN Buatan	50 825 070	346 391 684	54 201 146	227 102 248
278 IDPWG Perawang, Sumatra	34 078 510	456 043 139	44 341 126	348 681 454
JAMBI	9 488 156	143 200 153	9 087 749	145 491 124
291 IDKTK Kuala Tungkal	6 100 975	77 305 933	4 791 616	62 923 634
292 IDMSA Muara Sabak	2 322 457	50 177 132	1 391 035	56 366 659
293 IDDJM Jambi	1 064 724	15 717 088	2 905 098	26 200 831
SUMATERA SELATAN	38 099 023	457 951 630	72 232 758	447 370 821
326 IDPLA Palembang - Plaju	0	1 373 102	0	928 874
334 IDPLM Sm.badaruddin (u)	0	13 992	0	302 564
340 IDMRI Musi River/boom Baru	38 099 023	456 564 536	72 232 758	446 139 383
BENGKULU	0	17 678 578	0	30 013 091
361 IDBKU Bengkulu	0	17 677 827	0	29 444 751
366 IDPBA Pulau Baai	0	751	0	568 340
LAMPUNG	369 839 556	2 868 126 023	285 625 546	2 333 834 271
364 IDKTA Kota Agung	137 621 081	1 148 112 973	111 790 174	1 005 570 044
395 IDPJG Panjang	232 218 475	1 720 013 050	173 835 372	1 328 264 227
BANGKA BELITUNG	7 865 126	52 219 176	11 995 540	56 963 021
321 IDMUO Muntok	1 086 000	6 955 000	2 208 551	11 234 502
323 IDPGX Pangkal Balam	4 701 204	35 503 466	6 123 733	31 642 733
328 IDTPD Tanjung Pandan	2 077 922	7 020 986	3 663 256	9 812 953
335 IDPGK Pangkal Pinang (u)	0	3 264	0	171 854
339 IDBLJ Belinju	0	2 736 460	0	4 100 979
KEPULAUAN RIAU	650 733 697	4 290 109 887	1 072 801 933	9 443 402 958
248 IDTBK Tg Balai Karimun	932 399	42 693 443	3 443 087	121 154 565
249 IDPSS Pulau Sambu	235 266 401	600 001 037	210 182 618	502 917 833
250 IDTAN Tanjung Uban	103 471 890	699 836 561	118 958 090	1 003 772 415
251 IDTPN Tanjung Pinang	1 795 783	7 486 992	4 047 140	12 143 328
252 IDTER Terempa	0	2 099 490	0	14 842 841
253 IDPEU Penuba	0	6 650	0	2 330
254 IDTBT Tanjung Batu, Riau	370 000	2 964 795	1 744 189	18 757 369
257 IDBPD Belakang Padang	0	261 488	0	4 274 319
258 IDBTU Batu Ampar	134 767 256	1 580 376 754	394 257 612	4 247 657 515
260 IDDAS Singkep - Dabo	121 318	755 886	365 009	878 095
262 IDTNJ Kijang (u)	3 725	28 171	40 426	258 140
265 IDSKP Sekupang	36 906 048	336 903 350	251 065 734	2 553 112 382
267 IDKAB Kabil/panau	137 011 545	1 015 645 491	41 158 889	512 306 328

I.5. IMPOR MENURUT PROPINSI DAN PELABUHAN BONGKAR
IMPORT BY PROVINCE AND PORT OF IMPORTATION
***** OKTOBER/OCTOBER 2011 *****

Kode	Pelabuhan Bongkar Port of Importation	Berat bersih / Net weight (Kg)		Nilai / Value C.I.F (U S \$)	
		Bulan ini	Kumulatif	Bulan ini	Kumulatif
		Current month	Cum. Jan. to date	Current month	Cum. Jan. to date
269	IDUNA Udang Natuna	0	22 253	0	9 717
271	IDBTH Hang Nadim (u)	87 332	1 027 526	47 539 139	451 315 781
DKI JAKARTA		2 760 480 666	28 061 184 582	7 987 903 349	72 444 887 576
431	IDTPP Tanjung Priok	2 727 733 616	27 749 403 037	6 933 017 717	63 307 183 636
432	IDKLB Kalibaru	22 320 303	215 630 904	21 997 073	162 957 512
433	IDJKT Jakarta / Pasar Ikan	101 139	3 228 969	524 006	8 627 298
434	IDCGK Sukarno Hatta (u)	10 258 794	92 257 844	1 022 557 701	8 832 660 099
436	IDHLP Hlm. Perdana Kusuma	66 814	663 828	9 806 852	133 459 031
JAWA BARAT		307 157 192	3 092 498 557	283 724 338	2 804 689 819
463	IDCBN Cirebon/pengguna	0	100 383 529	0	26 851 201
466	IDBDO Husein Sastranegara	37 092	298 196	503 927	4 381 196
467	IDBLG Balongan	307 120 100	2 991 756 588	283 220 411	2 773 278 696
468	IDBND Bandung(ptt/gd Bage)	0	60 241	0	178 665
470	IDCRB Cirebon (ptt)	0	3	0	61
JAWA TENGAH		1 212 522 785	10 942 504 267	1 216 490 051	10 730 569 376
494	IDTES Tanjung Emas	325 023 300	3 009 780 110	494 648 409	4 087 749 219
495	IDCXP Cilacap	883 281 362	7 898 096 091	718 685 352	6 621 288 333
496	IDSRG Achmad Yani (u)	21 157	94 997	266 644	1 389 086
497	IDSMT Semarang (ptt)	4 193 533	34 499 687	1 816 491	17 873 622
498	IDSOC Jebres/adi Sumarmo	3 433	33 382	1 073 155	2 269 116
D I YOGYAKARTA		1 930	18 408	84 897	1 070 442
531	IDJOG Adi Sucipto (u)	1 930	18 185	84 897	1 070 359
532	IDJOK Yogyakarta (ptt)	0	223	0	83
JAWA TIMUR		2 073 217 320	22 763 601 594	1 926 428 559	19 211 919 221
561	IDTUB Tuban	185 706 444	4 506 426 448	193 867 003	4 034 112 617
562	IDGRE Gresik	453 194 749	2 511 236 639	204 122 378	1 019 460 858
563	IDTPE Tanjung Perak	1 301 466 671	14 810 746 705	1 367 749 912	12 981 281 798
564	IDPAZ Pasuruan	0	180 835 670	0	166 318 677
566	IDPRN Panarukan	0	258 027 446	0	241 206 770
567	IDBJU Banyuwangi	131 245 299	372 610 230	110 483 441	359 143 812
573	IDPAC Pacitan	0	162 479	0	231 444
575	IDSAM Sampang	0	519 616	0	8 113 351
576	IDKLG Kaliangget	0	90 521 100	0	5 632 845
582	IDSPK Sepekan	731 324	1 911 432	7 341 196	15 831 371
587	IDSUB Surabaya /juanda (u)	608 925	6 430 697	41 772 393	368 939 062
588	IDSUR Surabaya (ptt)	263 908	3 173 011	1 092 236	10 038 588
591	IDMAD Madiun / Iswahyudi	0	121	0	316 528
594	IDSUP Sumenep, Madura	0	21 000 000	0	1 291 500
BANTEN		1 131 718 930	12 503 453 363	863 140 422	8 772 188 097
461	IDMRK Merak	636 998 758	6 054 293 641	652 857 870	5 783 056 510
471	IDTLN Tanjung Leneng	3 102 478	30 207 144	6 242 343	59 629 499
473	IDCGD Cigading	491 617 694	6 418 952 578	204 040 209	2 929 502 088
B A L I		39 238 972	779 671 330	55 009 738	906 264 848
613	IDBOA Benaololoan	38 862 522	765 487 350	46 353 313	788 761 713
618	IDCBW Celukan Bawang	0	10 680 346	0	14 479 703
620	IDDPS Ngurah Rai (u)	376 450	3 503 634	8 656 425	103 023 432
NUSA TENGGARA BARAT		9 357 021	95 521 072	23 201 153	303 416 784
655	IDBMU Bima	7 858 973	57 946 185	22 261 877	268 274 859
660	IDLEM Lembar	0	28 273 445	0	31 448 320
661	IDAMI Mataram / Selaparang	0	238	0	11 119
663	IDBDS Badas Sumbawa	1 498 048	9 301 204	939 276	3 682 486
NUSA TENGGARA TIMUR		132 500	25 256 783	29 295	13 067 665
681	IDKOE Kupang / El-tari (u)	0	974	0	251 250
683	IDMOF Maumere	0	999 922	0	706 944
685	IDWGP Waingapu	0	23 900 000	0	12 035 150
686	IDATA Atapupu	132 500	355 887	29 295	74 321
KALIMATAN BARAT		30 991 563	211 256 054	49 847 852	241 777 883
714	IDPON Pontianak	23 692 093	141 063 221	42 680 752	166 223 995
715	IDKTG Ketapang K. Barat	0	89 563	0	89 698
721	IDKDW Kendawangan	5 502 291	54 163 066	5 547 999	59 698 588
722	IDPNK Supadio (u)	0	5 982	0	695 156
723	IDTKA Telok Air	1 797 179	13 644 766	1 619 101	12 979 845
724	IDSTT Sintete	0	410 628	0	1 227 570
726	IDENT Entikong	0	1 878 828	0	863 031

I.5. IMPOR MENURUT PROPINSI DAN PELABUHAN BONGKAR
IMPORT BY PROVINCE AND PORT OF IMPORTATION
***** OKTOBER/OCTOBER 2011 *****

Kode Pelabuhan Bongkar Port of Importation	Berat bersih / Net weight (Kg)		Nilai / Value C.I.F (U S \$)	
	Bulan ini Current month	Kumulatif Cum. Jan. to date	Bulan ini Current month	Kumulatif Cum. Jan. to date
KALIMANTAN TENGAH	1 878 462	20 495 122	7 512 660	49 913 079
743 IDPKN Pangkalan Bun	0	2 045 153	0	5 683 147
744 IDKUM Kumai	3 723	2 490 034	33 574	9 824 745
746 IDSMQ Sampit	1 874 739	15 784 284	7 479 086	32 844 246
750 IDPPS Pulang Pisau	0	71	0	703
751 IDTSB Teluk Sebangau	0	175 580	0	1 560 238
KALIMANTAN SELATAN	205 665 335	2 317 595 516	246 418 585	2 568 051 334
771 IDBAN Banjarmasin	35 530 737	244 325 541	83 021 828	561 964 619
773 IDKTB Kotabaru	170 112 159	2 071 764 775	163 309 140	2 003 759 498
775 IDBLC Batu Licin	22 439	1 505 200	87 617	2 327 217
KALIMANTAN TIMUR	409 772 233	5 485 220 495	461 369 965	5 636 421 951
803 IDBPP Balikpapan	292 793 179	4 487 599 677	307 587 727	4 367 055 488
805 IDSRD Samarinda	41 625 449	278 005 470	40 404 257	388 664 169
806 IDTRD Tanjung Redep	0	28 700 000	0	21 054 507
807 IDTJS Tanjung Selor	0	23 240 000	0	136 507
808 IDLIN Lingkas Tarakan	0	138 482 295	0	68 381 073
809 IDNNX Nunukan	16 542 886	114 157 853	239 412	1 440 664
812 IDBYQ Bunyu	0	83 789 280	0	413 907
813 IDTSG Tanjung Sangata	58 472 533	315 245 353	91 627 035	540 983 833
814 IDBPN Sepinggang (u)	338 186	3 485 754	21 511 534	210 289 778
815 IDTRK Tarakan (u)	0	18	0	2 130
817 IDBTG Bontang	0	12 514 795	0	37 999 895
SULAWESI UTARA	16 761 472	97 796 648	11 991 448	109 971 156
835 IDBIT Bitung	16 761 472	97 796 648	11 991 448	109 971 156
SULAWESI TENGAH	2 693 339	23 666 816	1 557 996	13 148 219
867 IDPSJ Posso	0	1 003 627	0	1 257 009
877 IDPAT Pantoloan	2 693 339	22 663 189	1 557 996	11 891 210
SULAWESI SELATAN	156 000 774	1 504 087 754	128 379 714	1 206 296 352
892 IDPAP Pare-pare	4 844 815	29 771 828	5 663 285	24 080 985
893 IDUJU Ujungpandang	98 737 534	1 124 623 654	82 415 494	927 301 919
897 IDMLI Malili, Sulawesi	52 418 202	337 566 533	40 259 830	252 563 637
898 IDBKI Biring Kassi	0	12 000 000	0	636 000
904 IDUPG Hasanuddin (u)	223	664	41 105	86 409
907 IDSQR Soroako	0	125 075	0	1 627 402
SULAWESI TENGGARA	12 152 343	158 641 421	10 229 948	156 733 138
921 IDBUW Bau-bau	12 152 343	148 222 077	10 229 948	140 863 029
922 IDKDR Kendari	0	10 419 344	0	15 870 109
GORONTALO	0	23 314 676	0	22 684 415
841 IDGOR Gorontalo	0	23 314 676	0	22 684 415
MALUKU	24 328 110	257 046 952	26 339 636	262 293 529
946 IDAMB Ambon	24 318 203	256 220 139	26 294 130	261 540 182
949 IDLUV Tual	9 907	826 813	45 506	753 347
MALUKU UTARA	1 358 978	26 091 744	4 118 334	43 735 985
942 IDTTE Ternate	1 358 978	20 663 979	4 118 334	38 057 048
943 IDLAB Labuha Maluku	0	57 294	0	51 337
962 IDOBI Obi Island	0	5 370 471	0	5 627 600
PAPUA BARAT	9 566 207	19 684 171	15 276 927	26 842 158
971 IDSOR Sorong	9 566 207	19 680 320	15 276 927	26 813 344
976 IDFKQ Fak-fak	0	3 851	0	28 814
PAPUA	0	322 840 186	0	893 962 462
974 IDJYP Jayapura	0	6 310	0	3 723 532
979 IDMKQ Merauke	0	102 062	0	56 134
980 IDTIM Amamapare	0	307 136 222	0	880 237 544
983 IDDJJ Jayapura / Sentani	0	15 595 592	0	9 945 252
TOTAL IMPORT	10 411 631 977	106 139 972 017	15 533 378 964	145 566 088 326

**I.6 IMPOR KOMODITI MENURUT NEGARA ASAL / IMPORT BY COUNTRY OF ORIGIN
DAN LIMA GOLONGAN BARANG (SITC) UTAMA / AND FIVE MAJOR SITC COMMODITY GROUP
** OKTOBER / OCTOBER 2011 ****

Negara Asal/SITC/Uraian Golongan Barang <i>Country of Origin/SITC/group Description</i>	Berat Bersih / <i>Net Weight (Kg)</i>		Nilai CIF / <i>CIF Value (US\$)</i>	
	Bulan ini <i>Current month</i>	Kumulatif <i>Cum. Jan to date</i>	Bulan ini <i>Current month</i>	Kumulatif <i>Cum. Jan to date</i>
JAPAN				
782 Motor Vehicle For The Transportation Of Goods	15 421 958	142 282 126	174 256 403	1 638 376 764
723 Civil Engineering And Contractor Plants And Equipments/parts	20 416 717	146 807 832	137 818 326	1 052 488 105
673 Flat Rolled Products, Not Clad	73 967 838	824 814 652	78 284 247	805 461 995
784 Parts And Accessories Of The Motor Vehicles	5 876 502	54 385 517	79 882 965	755 597 954
713 Internal Combustion Piston Engines And Parts	4 592 750	46 600 538	77 139 791	737 226 744
LAINNYA	245 937 311	2 096 681 828	1 271 642 519	10 654 016 942
SUB TOTAL	366 213 076	3 311 572 493	1 819 024 251	15 643 168 504
HONG KONG				
764 Telecommunication Equipments And Parts	1 061 911	11 589 826	62 982 894	588 785 862
652 Cotton Fabrics, Woven	1 452 734	16 102 692	16 893 135	187 328 156
655 Knitted Or Crocheted Fabrics	2 335 152	18 220 118	20 026 195	180 003 187
776 Thermionic, Cold Cathode, And Photo Cathode Valves/tubes	209 702	2 587 217	11 247 736	121 160 322
772 Electrical Apparatus For Making And Breaking Electrical Circuits	284 467	2 634 579	9 319 322	99 522 627
LAINNYA	13 816 814	148 758 800	91 687 159	889 171 215
SUB TOTAL	19 160 780	199 893 232	212 156 441	2 065 971 369
KOREA, DEM. PEOPLE'S REP.				
511 Hydrocarbon And Their Halogenated, Nitrated Derivatives	9 889 352	13 864 764	13 101 647	18 468 453
335 Residual Petroleum Products, And Related Materials	0	2 000 510	0	2 540 689
512 Alcohols,phenols,phenol-alcohols And Their Halogenated	0	1 000 490	0	1 780 872
334 Petroleum Products, Refined	0	1 000 350	0	1 350 473
572 Polimers Of Styrene In Primary Forms	0	363 000	0	677 630
LAINNYA	102 922	558 306	142 242	1 175 549
SUB TOTAL	9 992 274	18 787 420	13 243 889	25 993 666
KOREA, REPUBLIC OF				
334 Petroleum Products, Refined	398 955 735	4 573 341 982	378 071 808	4 277 046 052
673 Flat Rolled Products, Not Clad	75 981 109	676 484 936	58 872 377	518 082 320
655 Knitted Or Crocheted Fabrics	4 443 909	38 373 377	42 018 369	384 680 202
232 Synthetic Rubber Latex, Synthetic/reclaimed Rubber	11 441 658	90 900 884	44 344 421	326 057 397
764 Telecommunication Equipments And Parts	465 351	6 659 039	19 065 243	317 947 858
LAINNYA	220 663 096	1 765 735 412	517 915 980	4 548 078 279
SUB TOTAL	711 950 858	7 151 495 630	1 060 288 198	10 371 892 108
TAIWAN				
334 Petroleum Products, Refined	3 128 978	336 714 921	4 867 123	341 570 509
673 Flat Rolled Products, Not Clad	26 823 908	253 479 898	21 948 338	210 219 307
655 Knitted Or Crocheted Fabrics	1 908 223	16 770 281	18 762 422	160 775 190
653 Fabrics, Woven, Of Man-made Fibres	1 582 470	13 592 766	19 844 861	153 465 462
575 Other Plastics In Primary Forms	3 852 129	54 534 717	10 702 429	116 904 377
LAINNYA	117 175 663	1 129 333 201	269 136 432	2 463 849 103
SUB TOTAL	154 471 371	1 804 425 784	345 261 605	3 446 783 948
CHINA				
764 Telecommunication Equipments And Parts	7 446 926	71 920 384	215 856 804	2 378 640 147
752 Automatic Data Processing Machines And Their Units	2 454 403	24 166 928	143 991 446	1 240 995 959
334 Petroleum Products, Refined	322 124	643 594 775	566 571	652 782 448
652 Cotton Fabrics, Woven	4 653 123	49 496 535	54 085 290	539 078 602
778 Electrical Machinery And Apparatus	9 877 672	87 482 003	50 204 387	516 586 303
LAINNYA	892 303 037	8 992 069 347	1 672 979 235	16 061 635 906
SUB TOTAL	917 057 285	9 868 729 972	2 137 683 733	21 389 719 365
MONGOLIA				
793 Ships, Boats, And Floating Structures	0	24 258 000	0	2 100 000
278 Other Crude Minerals	0	100 000	0	38 500
724 Textile/leather Machinery And Parts	0	4 577	0	35 263
728 Other Machines And Equipment Specialized For Particular Industry	0	49	0	4 823
776 Thermionic, Cold Cathode, And Photo Cathode Valves/tubes	0	3	0	2 751
LAINNYA	16	28	672	3 610
SUB TOTAL	16	24 362 657	672	2 184 947
MACAU				
651 Textile Yarns	1 509	98 154	10 774	815 198
741 Heating And Cooling Equipments And Parts	0	140 684	0	731 988
655 Knitted Or Crocheted Fabrics	14 211	41 581	120 105	346 432
851 Footwears	1 489	39 485	19 138	332 606
656 Tulle,lace,embroidery,ribbons,trimmings And Other Small Wares	0	24 402	0	242 585
LAINNYA	8 252	79 472	102 943	709 511
SUB TOTAL	25 461	423 778	252 960	3 178 320

**I.6 IMPOR KOMODITI MENURUT NEGARA ASAL / IMPORT BY COUNTRY OF ORIGIN
DAN LIMA GOLONGAN BARANG (SITC) UTAMA / AND FIVE MAJOR SITC COMMODITY GROUP
** OKTOBER / OCTOBER 2011 ****

Negara Asal/SITC/Uraian Golongan Barang <i>Country of Origin/SITC/group Description</i>	Berat Bersih / <i>Net Weight (Kg)</i>		Nilai CIF / <i>CIF Value (US\$)</i>	
	Bulan ini <i>Current month</i>	Kumulatif <i>Cum. Jan to date</i>	Bulan ini <i>Current month</i>	Kumulatif <i>Cum. Jan to date</i>
PAPUA NEW GUINEA				
072 Cocoa	120 000	3 039 979	370 028	9 981 002
282 Waste And Scrap Metal Of Iron/steel	2 209 807	17 377 646	998 333	7 227 717
793 Ships, Boats, And Floating Structures	132 000	132 000	5 778 750	5 778 750
292 Crude Vegetable Materials	127 270	560 553	228 041	2 760 746
792 Aircraft And Associated Equipments And Parts	0	2 348	0	1 995 760
LAINNYA	431 227	1 963 447	195 585	3 554 935
SUB TOTAL	3 020 304	23 075 973	7 570 737	31 298 910
THAILAND				
781 Passenger Motor Cars	8 632 890	83 879 178	100 951 962	946 070 425
061 Sugar, Molasses, And Honey	15 505 652	1 043 098 177	11 246 093	739 885 253
784 Parts And Accessories Of The Motor Vehicles	9 563 761	79 908 004	81 810 868	676 656 680
042 Rice	22 993 200	743 224 909	14 525 621	411 173 904
782 Motor Vehicle For The Transportation Of Goods	5 199 511	45 987 814	49 264 801	405 378 074
LAINNYA	535 360 070	4 056 753 242	679 144 554	5 692 368 877
SUB TOTAL	597 255 084	6 052 851 324	936 943 899	8 871 533 213
SINGAPORE				
334 Petroleum Products, Refined	1 363 435 530	12 927 974 968	1 362 659 401	12 981 382 593
772 Electrical Apparatus For Making And Breaking Electrical Circuits	1 286 663	13 495 080	57 149 733	686 967 758
511 Hydrocarbon And Their Halogenated, Nitrated Derivatives	36 707 435	379 904 302	49 199 334	521 502 388
793 Ships, Boats, And Floating Structures	15 956 876	211 266 345	41 635 954	513 942 196
776 Thermionic, Cold Cathode, And Photo Cathode Valves/tubes	505 738	5 036 137	44 216 431	467 684 179
LAINNYA	272 569 612	2 732 503 366	683 392 252	6 704 010 430
SUB TOTAL	1 690 461 854	16 270 180 198	2 238 253 105	21 875 489 544
PHILIPPINES				
776 Thermionic, Cold Cathode, And Photo Cathode Valves/tubes	70 034	242 140	5 657 184	67 048 477
764 Telecommunication Equipments And Parts	13 856	149 134	5 560 207	59 861 974
748 Transmission Shafts And Cranks	404 837	2 953 695	5 580 052	42 795 705
282 Waste And Scrap Metal Of Iron/steel	6 122 860	109 509 289	2 316 954	39 335 294
593 Explosive And Pyrotechnic Products	120 815	4 926 019	2 847 909	33 169 284
LAINNYA	25 586 331	144 702 596	57 914 311	458 809 261
SUB TOTAL	32 318 733	262 482 873	79 876 617	701 019 995
MALAYSIA				
334 Petroleum Products, Refined	296 159 026	2 825 197 692	266 420 876	2 624 613 440
333 Petroleum Oil, Crude	131 419 235	1 210 930 366	102 924 425	1 033 151 994
575 Other Plastics In Primary Forms	14 297 132	113 470 401	25 183 199	192 737 274
776 Thermionic, Cold Cathode, And Photo Cathode Valves/tubes	2 242 021	21 249 207	19 135 174	167 289 207
511 Hydrocarbon And Their Halogenated, Nitrated Derivatives	10 562 811	121 596 745	14 143 096	158 742 811
LAINNYA	338 370 506	3 686 564 695	539 835 768	4 236 854 087
SUB TOTAL	793 050 731	7 979 009 106	967 642 538	8 413 388 813
MYANMAR				
054 Vegetables, Fresh, Chilled, Frozen Or Simply Preserved	1 608 000	43 976 072	1 336 283	42 850 825
044 Maize, Unmilled	2 736 710	63 174 126	840 822	20 159 156
792 Aircraft And Associated Equipments And Parts	0	25 573	0	1 000 000
057 Fruit And Nut; Fresh Or Dried	0	1 668 712	0	803 293
035 Fish, Dried Salted Or In Brine; Smoked Fish	0	1 075 875	0	791 824
LAINNYA	45 568	828 976	87 406	1 188 092
SUB TOTAL	4 390 278	110 749 334	2 264 511	66 793 190
CAMBODIA				
121 Tobacco, Unmanufactured And Refused	0	1 229 476	0	2 502 780
845 Articles Of Apparel	2 729	25 820	139 287	993 819
851 Footwears	12 812	27 189	256 679	605 982
231 Natural Rubber Latex;natural Rubber And Similar Natural Gums	0	118 080	0	492 394
893 Article Of Plastics	28 355	90 316	127 494	395 611
LAINNYA	16 809	56 744	155 199	1 003 837
SUB TOTAL	60 705	1 547 625	678 659	5 994 423
BRUNEI DARUSSALAM				
333 Petroleum Oil, Crude	161 940 000	965 380 980	129 181 635	800 293 750
512 Alcohols,phenols,phenol-alcohols And Their Halogenated	2 096 700	12 575 810	863 652	4 794 614
282 Waste And Scrap Metal Of Iron/steel	1 308 784	9 327 294	608 584	4 196 691
691 Structures And Parts Of Iron/steel Or Aluminium	48 792	48 797	823 721	824 142
723 Civil Engineering And Contractor Plants And Equipments/parts	321	11 016	5 152	190 017
LAINNYA	116 005	887 344	51 920	610 375
SUB TOTAL	165 510 602	988 231 241	131 534 664	810 909 589

**I.6 IMPOR KOMODITI MENURUT NEGARA ASAL / IMPORT BY COUNTRY OF ORIGIN
DAN LIMA GOLONGAN BARANG (SITC) UTAMA / AND FIVE MAJOR SITC COMMODITY GROUP
** OKTOBER / OCTOBER 2011 ****

Negara Asal/SITC/Uraian Golongan Barang <i>Country of Origin/SITC/group Description</i>	Berat Bersih / <i>Net Weight (Kg)</i>		Nilai CIF / <i>CIF Value (US\$)</i>	
	Bulan ini <i>Current month</i>	Kumulatif <i>Cum. Jan to date</i>	Bulan ini <i>Current month</i>	Kumulatif <i>Cum. Jan to date</i>
LAO PEOPLE'S DEM. REP.				
071 Coffee And Coffee Substitutes	0	460 800	0	839 040
893 Article Of Plastics	0	33 540	0	121 195
655 Knitted Or Crocheted Fabrics	0	9 195	0	112 441
653 Fabrics, Woven, Of Man-made Fibres	0	3 591	0	53 503
292 Crude Vegetable Materials	0	2 000	0	28 000
LAINNYA	0	2 206	0	9 811
SUB TOTAL	0	511 332	0	1 163 990
NEPAL				
659 Floor Coverings	0	267	0	35 185
642 Paper And Paperboard Cut To Size/shape And Article Of Papers	0	796	0	11 243
896 Works Of Art, Collectors Pieces And Antiques	239	265	452	509
898 Musical Instrument And Parts/accessories	0	89	0	390
743 Pumps, Compressors, Fans, Blowers, Centrifuges, And Parts	0	2	0	202
LAINNYA	9	66	19	382
SUB TOTAL	248	1 485	471	47 911
BHUTAN				
759 Parts And Accessories For Machine Of Heading 751 Or 752	0	6	0	800
LAINNYA	0	0	0	0
SUB TOTAL	0	6	0	800
VIET NAM				
042 Rice	270 965 940	1 409 383 171	147 399 536	732 655 734
764 Telecommunication Equipments And Parts	195 766	1 150 326	29 209 052	165 637 305
674 Flat Rolled Products, Clad Or Plated	11 198 842	94 558 354	11 903 782	101 056 190
333 Petroleum Oil, Crude	0	64 103 170	0	57 825 767
611 Leathers	265 627	3 188 017	4 338 864	49 629 853
LAINNYA	72 013 538	886 665 248	90 589 974	803 818 143
SUB TOTAL	354 639 713	2 459 048 286	283 441 208	1 910 622 992
MALDIVES				
893 Article Of Plastics	0	308	0	2 653
122 Tobacco, Manufactured	0	10	0	450
764 Telecommunication Equipments And Parts	0	1	0	251
LAINNYA	0	0	0	0
SUB TOTAL	0	319	0	3 354
INDIA				
511 Hydrocarbon And Their Halogenated, Nitrated Derivatives	39 625 878	275 881 446	74 175 809	447 356 301
044 Maize, Unmilled	57 062 375	1 046 652 025	18 658 247	324 446 031
334 Petroleum Products, Refined	1 675 344	295 577 344	2 845 147	305 811 289
782 Motor Vehicle For The Transportation Of Goods	1 989 906	21 834 874	24 651 770	247 412 471
764 Telecommunication Equipments And Parts	44 214	1 503 269	6 589 199	224 186 125
LAINNYA	181 167 543	2 563 434 673	227 662 595	2 112 846 941
SUB TOTAL	281 565 260	4 204 883 631	354 582 767	3 662 059 158
PAKISTAN				
263 Cotton	1 269 427	9 932 617	2 490 792	31 474 023
044 Maize, Unmilled	32 410 805	73 681 032	9 823 512	22 515 970
652 Cotton Fabrics, Woven	263 206	1 954 955	2 313 020	17 310 044
334 Petroleum Products, Refined	0	13 567 060	0	14 499 795
288 Non-ferrous Base Metal Waste And Scraps	0	1 490 989	0	12 825 118
LAINNYA	5 204 074	74 018 545	4 573 901	73 358 193
SUB TOTAL	39 147 512	174 645 198	19 201 225	171 983 143
BANGLADESH				
658 Made-up Articles, Wholly/chiefly Of Textile Materials	144 910	5 921 468	163 292	6 634 511
673 Flat Rolled Products, Not Clad	0	7 309 985	0	6 426 648
651 Textile Yarns	260 000	4 255 389	267 010	5 772 304
054 Vegetables, Fresh, Chilled, Frozen Or Simply Preserved	104 000	8 815 635	21 988	3 387 104
845 Articles Of Apparel	4 658	56 716	201 974	2 556 950
LAINNYA	204 674	3 669 810	477 803	9 436 099
SUB TOTAL	718 242	30 029 003	1 132 067	34 213 616

**I.6 IMPOR KOMODITI MENURUT NEGARA ASAL / IMPORT BY COUNTRY OF ORIGIN
DAN LIMA GOLONGAN BARANG (SITC) UTAMA / AND FIVE MAJOR SITC COMMODITY GROUP
** OKTOBER / OCTOBER 2011 ****

Negara Asal/SITC/Uraian Golongan Barang <i>Country of Origin/SITC/group Description</i>	Berat Bersih / <i>Net Weight (Kg)</i>		Nilai CIF / <i>CIF Value (US\$)</i>	
	Bulan ini <i>Current month</i>	Kumulatif <i>Cum. Jan to date</i>	Bulan ini <i>Current month</i>	Kumulatif <i>Cum. Jan to date</i>
SRI LANKA				
046 Meal And Flour Of Wheat And Flour Of Meslin	14 085 000	171 927 520	7 420 680	87 050 566
845 Articles Of Apparel	2 322	28 548	113 368	1 406 122
625 Rubber Tyre,tyre Cases,tyre Treads,inner Tubes, And Tyre Flaps	12 624	359 906	56 978	1 120 477
792 Aircraft And Associated Equipments And Parts	22 000	44 856	500 000	1 013 894
074 Tea And Mate	26 659	118 456	172 719	920 521
LAINNYA	415 733	3 521 759	618 052	8 234 150
SUB TOTAL	14 564 338	176 001 045	8 881 797	99 745 730
AFGHANISTAN				
699 Manufactures Of Base Metals	0	5	0	3 894
269 Old Clothing And Other Old Textile Articles: Rags	90	90	1 705	1 705
893 Article Of Plastics	0	17	0	1 222
759 Parts And Accessories For Machine Of Heading 751 Or 752	0	1	0	21
653 Fabrics, Woven, Of Man-made Fibres	0	3	0	2
LAINNYA	0	0	0	0
SUB TOTAL	90	116	1 705	6 844
INDONESIA				
793 Ships, Boats, And Floating Structures	10 893 825	12 059 825	2 990 822	21 901 180
772 Electrical Apparatus For Making And Breaking Electrical Circuits	40 488	311 088	2 124 210	18 402 684
851 Footweares	91 755	1 240 575	997 330	13 094 065
673 Flat Rolled Products, Not Clad	683 823	13 213 082	603 010	12 107 115
778 Electrical Machinery And Apparatus	26 430	785 983	715 084	7 293 556
LAINNYA	3 098 095	25 294 603	8 126 221	79 358 556
SUB TOTAL	14 834 416	52 905 156	15 556 677	152 157 156
IRAQ				
057 Fruit And Nut; Fresh Or Dried	0	1 164 068	0	641 803
759 Parts And Accessories For Machine Of Heading 751 Or 752	0	1	0	42
776 Thermionic, Cold Cathode, And Photo Cathode Valves/tubes	0	1	0	35
874 Measuring, Checking, Analysing, And Controlling Instrument And Appa	0	1	0	21
LAINNYA	0	0	0	0
SUB TOTAL	0	1 164 071	0	641 901
IRAN (ISLAMIC REPUBLIC OF)				
342 Liquefied Propane And Butane	92 319 255	708 899 963	73 214 460	629 226 206
334 Petroleum Products, Refined	19 378 793	103 102 816	21 066 363	123 951 954
511 Hydrocarbon And Their Halogenated, Nitrated Derivatives	0	49 594 420	0	56 589 411
562 Fertilizers, Manufactured	10 351 200	57 675 602	6 061 396	34 352 921
522 Inorganic Chemical Elements, Oxides And Halogen Salts	15 114 400	38 728 086	8 858 558	21 810 779
LAINNYA	3 512 387	139 011 641	2 686 332	51 615 090
SUB TOTAL	140 676 035	1 097 012 528	111 887 109	917 546 361
SAUDI ARABIA				
333 Petroleum Oil, Crude	503 054 710	4 080 321 085	391 638 075	3 340 805 572
334 Petroleum Products, Refined	56 833 439	299 167 161	56 078 550	288 231 968
511 Hydrocarbon And Their Halogenated, Nitrated Derivatives	27 430 691	225 640 249	35 486 232	286 933 610
512 Alcohols,phenols,phenol-alcohols And Their Halogenated	15 692 054	163 915 692	19 952 082	189 852 297
575 Other Plastics In Primary Forms	7 361 497	73 342 561	11 169 877	111 254 007
LAINNYA	58 659 957	225 620 310	50 785 001	234 168 701
SUB TOTAL	669 032 348	5 068 007 058	565 109 817	4 451 246 155
ISRAEL				
726 Printing/book Binding Machinery And Parts	14 072	42 898	686 784	2 367 260
751 Office Machines	15	13 729	526	1 132 096
533 Pigments, Paints, Varnishes, And Related Materials	1 890	36 935	77 992	819 285
764 Telecommunication Equipments And Parts	542	3 662	38 299	799 705
515 Organo-inorganic And Heterocyclic Compounds	240	3 479	228 626	770 193
LAINNYA	45 714	849 811	233 135	2 995 818
SUB TOTAL	62 473	950 514	1 265 362	8 884 357
KUWAIT				
334 Petroleum Products, Refined	109 494 000	1 032 723 258	103 105 543	925 420 647
511 Hydrocarbon And Their Halogenated, Nitrated Derivatives	10 420 393	63 165 821	17 167 734	100 883 277
512 Alcohols,phenols,phenol-alcohols And Their Halogenated	2 740 278	28 235 279	3 699 375	36 118 601
571 Polymers Of Ethylene In Primary Forms	4 257 001	24 871 738	4 880 697	29 754 976
282 Waste And Scrap Metal Of Iron/steel	302 395	36 131 455	144 016	15 073 540
LAINNYA	4 167 505	38 487 810	1 400 033	21 525 963
SUB TOTAL	131 381 572	1 223 615 361	130 397 398	1 128 777 004

**I.6 IMPOR KOMODITI MENURUT NEGARA ASAL / IMPORT BY COUNTRY OF ORIGIN
DAN LIMA GOLONGAN BARANG (SITC) UTAMA / AND FIVE MAJOR SITC COMMODITY GROUP
** OKTOBER / OCTOBER 2011 ****

Negara Asal/SITC/Uraian Golongan Barang <i>Country of Origin/SITC/group Description</i>	Berat Bersih / <i>Net Weight (Kg)</i>		Nilai CIF / <i>CIF Value (US\$)</i>	
	Bulan ini <i>Current month</i>	Kumulatif <i>Cum. Jan to date</i>	Bulan ini <i>Current month</i>	Kumulatif <i>Cum. Jan to date</i>
JORDAN				
272 Fertilizers, Crude	126 860 000	500 734 000	20 678 180	75 980 152
562 Fertilizers, Manufactured	35 080 100	158 518 875	16 733 138	70 416 093
522 Inorganic Chemical Elements, Oxides And Halogen Salts	29 932 053	117 823 135	17 486 154	66 885 283
685 Lead	0	1 455 005	0	3 268 247
288 Non-ferrous Base Metal Waste And Scraps	0	127 790	0	1 094 147
LAINNYA	308 744	2 628 044	172 833	1 703 723
SUB TOTAL	192 180 897	781 286 849	55 070 305	219 347 645
LEBANON				
282 Waste And Scrap Metal Of Iron/steel	0	8 062 825	0	3 781 835
892 Printed Matter	24 045	321 007	35 971	639 082
288 Non-ferrous Base Metal Waste And Scraps	0	62 410	0	519 961
652 Cotton Fabrics, Woven	0	21 661	0	270 044
121 Tobacco, Unmanufactured And Refused	0	77 065	0	249 845
LAINNYA	0	9 590	0	76 298
SUB TOTAL	24 045	8 554 558	35 971	5 537 065
PALESTINA				
874 Measuring, Checking, Analysing, And Controlling Instrument And Appar	0	32	0	1 864
747 Taps, Cocks, And Valves For Pipes	0	30	0	1 751
772 Electrical Apparatus For Making And Breaking Electrical Circuits	0	19	0	1 134
655 Knitted Or Crocheted Fabrics	0	1	0	56
784 Parts And Accessories Of The Motor Vehicles	0	1	0	4
LAINNYA	0	0	0	0
SUB TOTAL	0	83	0	4 809
YEMEN				
034 Fish, Fresh, Chilled Or Frozen	0	2 739 054	0	1 885 135
288 Non-ferrous Base Metal Waste And Scraps	0	71 340	0	630 370
611 Leathers	0	48 150	0	377 243
211 Hides And Skins, Raw	8 000	33 060	87 450	336 300
251 Pulp And Waste Paper	394 074	963 134	108 764	257 541
LAINNYA	0	119 480	0	215 738
SUB TOTAL	402 074	3 974 218	196 214	3 702 327
OMAN				
511 Hydrocarbon And Their Halogenated, Nitrated Derivatives	4 833 208	101 515 473	7 588 137	154 282 030
684 Alumunium	8 848 306	59 905 817	22 082 310	153 110 014
334 Petroleum Products, Refined	19 211 664	59 026 833	17 477 628	60 498 560
575 Other Plastics In Primary Forms	0	3 406 500	0	5 616 900
512 Alcohols,phenols,phenol-alcohols And Their Halogenated	0	12 323 841	0	4 746 236
LAINNYA	215 501	3 138 034	62 508	2 607 270
SUB TOTAL	33 108 679	239 316 498	47 210 583	380 861 010
SYRIA ARAB REPUBLIC				
611 Leathers	49 640	708 504	427 253	4 987 637
211 Hides And Skins, Raw	0	19 260	0	153 125
892 Printed Matter	15 065	92 071	27 155	128 188
575 Other Plastics In Primary Forms	0	7 440	0	42 288
583 Monofilament And Rod Of Plastics	0	5 400	0	28 221
LAINNYA	2 400	8 047	14 040	38 788
SUB TOTAL	67 105	840 722	468 448	5 378 247
TURKEY				
046 Meal And Flour Of Wheat And Flour Of Meslin	39 570 500	315 870 044	13 971 198	115 380 623
333 Petroleum Oil, Crude	0	133 561 727	0	91 750 391
121 Tobacco, Unmanufactured And Refused	353 816	7 028 542	1 883 043	37 860 532
523 Metallicsalts And Peroxysalts	2 711 600	23 208 294	1 723 846	14 559 315
251 Pulp And Waste Paper	3 994 770	46 468 989	1 034 746	11 774 951
LAINNYA	16 242 327	104 398 442	9 941 028	106 853 939
SUB TOTAL	62 873 013	630 536 038	28 553 861	378 179 751
UNITED ARAB EMIRATES				
342 Liquefied Propane And Butane	0	342 945 942	0	298 377 776
334 Petroleum Products, Refined	843 192	150 373 406	1 251 587	147 949 602
511 Hydrocarbon And Their Halogenated, Nitrated Derivatives	9 350 079	57 713 715	10 728 132	74 319 896
684 Alumunium	2 019 920	19 445 303	5 283 258	51 060 028
282 Waste And Scrap Metal Of Iron/steel	3 055 860	64 477 819	1 451 199	28 935 922
LAINNYA	11 270 866	110 226 519	10 944 555	101 603 300
SUB TOTAL	26 539 917	745 182 704	29 658 731	702 246 524

**I.6 IMPOR KOMODITI MENURUT NEGARA ASAL / IMPORT BY COUNTRY OF ORIGIN
DAN LIMA GOLONGAN BARANG (SITC) UTAMA / AND FIVE MAJOR SITC COMMODITY GROUP
** OKTOBER / OCTOBER 2011 ****

Negara Asal/SITC/Uraian Golongan Barang <i>Country of Origin/SITC/group Description</i>	Berat Bersih / <i>Net Weight (Kg)</i>		Nilai CIF / <i>CIF Value (US\$)</i>	
	Bulan ini <i>Current month</i>	Kumulatif <i>Cum. Jan to date</i>	Bulan ini <i>Current month</i>	Kumulatif <i>Cum. Jan to date</i>
QATAR				
342 Liquefied Propane And Butane	0	207 221 226	0	179 400 333
334 Petroleum Products, Refined	52 427 479	143 842 574	52 071 120	136 431 339
511 Hydrocarbon And Their Halogenated, Nitrated Derivatives	9 714 770	88 964 658	10 867 350	111 846 794
684 Alumunium	1 787 731	12 263 516	4 806 472	33 577 298
598 Miscellaneous Chemical Products	0	16 048 700	0	30 259 424
LAINNYA	5 741 199	75 310 654	3 234 939	39 356 661
SUB TOTAL	69 671 179	543 651 328	70 979 881	530 871 849
BAHRAIN				
334 Petroleum Products, Refined	0	30 680 020	0	33 407 474
684 Alumunium	833 276	12 040 762	2 208 867	31 618 317
281 Iron Ore And Concentrates	0	63 174 791	0	14 458 028
282 Waste And Scrap Metal Of Iron/steel	0	22 519 798	0	9 742 906
288 Non-ferrous Base Metal Waste And Scraps	18 390	75 670	163 563	655 667
LAINNYA	372 476	2 035 941	125 029	736 537
SUB TOTAL	1 224 142	130 526 982	2 497 459	90 618 929
CYPRUS				
793 Ships, Boats, And Floating Structures	0	10 026 198	0	6 479 228
251 Pulp And Waste Paper	0	4 379 430	0	1 055 968
282 Waste And Scrap Metal Of Iron/steel	0	1 579 170	0	572 808
287 Ores And Concentrates Of Basemetals	0	504 000	0	407 328
745 Other Non-electical Machinery, Tools, And Mechanical Apparatus	0	92 985	0	250 135
LAINNYA	43	194 768	4 480	405 758
SUB TOTAL	43	16 776 551	4 480	9 171 225
OTHER WEST ASIA				
843 Men's Coats/jackets, Knitted	0	95	0	1 169
LAINNYA	0	0	0	0
SUB TOTAL	0	95	0	1 169
EGYPT				
562 Fertilizers, Manufactured	14 470 519	748 129 630	1 512 265	73 771 394
272 Fertilizers, Crude	41 050 000	313 609 000	5 572 948	40 642 087
714 Engines And Motors, Non-electric And Parts	6 549	9 809	9 959 054	14 934 760
057 Fruit And Nut; Fresh Or Dried	315 396	10 851 988	275 297	9 482 674
061 Sugar, Molasses, And Honey	6 662 387	30 000 267	1 206 257	5 425 322
LAINNYA	771 971	14 736 112	909 524	26 333 825
SUB TOTAL	63 276 822	1 117 336 806	19 435 345	170 590 062
MOROCCO				
522 Inorganic Chemical Elements, Oxides And Halogen Salts	20 229 914	88 669 218	17 928 618	50 966 651
842 Women's Coats/jacket, Not Knitted	5 971	72 869	395 601	5 499 139
841 Men's Coats/jackets, Not Knitted	1 588	19 805	104 835	1 382 544
562 Fertilizers, Manufactured	0	1 999 500	0	1 309 682
845 Articles Of Apparel	1 367	17 957	88 374	1 257 065
LAINNYA	2 889	1 003 179	110 123	2 421 708
SUB TOTAL	20 241 729	91 782 528	18 627 551	62 836 789
TUNISIA				
057 Fruit And Nut; Fresh Or Dried	18 500	2 028 907	52 725	6 153 565
523 Metallicsalts And Peroxysalts	0	3 630 000	0	2 192 062
251 Pulp And Waste Paper	145 370	1 457 746	153 676	1 906 774
772 Electrical Apparatus For Making And Breaking Electrical Circuits	10 451	380 340	207 433	1 678 587
773 Equipment For Distributing Electricity	103	2 203	4 023	227 322
LAINNYA	1 240	377 548	77 664	1 365 269
SUB TOTAL	175 664	7 876 744	495 521	13 523 579
ALGERIA				
333 Petroleum Oil, Crude	0	300 000 725	0	256 008 787
251 Pulp And Waste Paper	195 570	3 067 428	58 671	882 020
057 Fruit And Nut; Fresh Or Dried	0	83 800	0	115 660
699 Manufactures Of Base Metals	0	1 396	0	3 245
666 Pottery	0	3 277	0	1 368
LAINNYA	0	2	0	2
SUB TOTAL	195 570	303 156 628	58 671	257 011 082

**I.6 IMPOR KOMODITI MENURUT NEGARA ASAL / IMPORT BY COUNTRY OF ORIGIN
DAN LIMA GOLONGAN BARANG (SITC) UTAMA / AND FIVE MAJOR SITC COMMODITY GROUP
** OKTOBER / OCTOBER 2011 ****

Negara Asal/SITC/Uraian Golongan Barang <i>Country of Origin/SITC/group Description</i>	Berat Bersih / <i>Net Weight (Kg)</i>		Nilai CIF / <i>CIF Value (US\$)</i>	
	Bulan ini <i>Current month</i>	Kumulatif <i>Cum. Jan to date</i>	Bulan ini <i>Current month</i>	Kumulatif <i>Cum. Jan to date</i>
SUDAN				
333 Petroleum Oil, Crude	0	78 181 900	0	56 907 035
282 Waste And Scrap Metal Of Iron/steel	1 584 920	21 847 165	582 778	8 586 477
263 Cotton	0	22 225	0	72 698
288 Non-ferrous Base Metal Waste And Scraps	0	23 300	0	44 037
251 Pulp And Waste Paper	0	100 980	0	28 981
LAINNYA	214	5 068	916	28 025
SUB TOTAL	1 585 134	100 180 638	583 694	65 667 253
NAMIBIA				
282 Waste And Scrap Metal Of Iron/steel	1 295 155	11 850 176	566 250	5 016 543
686 Zinc	0	558 094	0	1 355 932
273 Stone, Sand And Gravel	0	447 105	0	26 754
641 Papers And Paperboards	0	694	0	4 344
748 Transmission Shafts And Cranks	49	49	694	694
LAINNYA	0	5	0	153
SUB TOTAL	1 295 204	12 856 123	566 944	6 404 420
WESTERN SAHARA				
699 Manufactures Of Base Metals	0	2 400	0	7 536
LAINNYA	0	0	0	0
SUB TOTAL	0	2 400	0	7 536
ETHIOPIA				
054 Vegetables, Fresh, Chilled, Frozen Or Simply Preserved	235 000	5 617 856	326 292	4 013 793
611 Leathers	6 828	63 051	248 780	2 559 038
075 Spices	45 000	360 000	90 579	504 283
222 Oil Seeds Use For Extraction Ofsoft Fixed Vegetable Oils	0	583 560	0	292 100
071 Coffee And Coffee Substitutes	36 000	36 000	232 200	232 200
LAINNYA	0	97	0	390
SUB TOTAL	322 828	6 660 564	897 851	7 601 804
TANZANIA, UNITED REP. OF				
075 Spices	2 033 003	2 392 643	55 588 888	65 427 558
263 Cotton	1 302 878	2 961 545	3 100 510	8 498 391
121 Tobacco, Unmanufactured And Refused	237 600	1 003 443	1 683 000	5 739 823
222 Oil Seeds Use For Extraction Ofsoft Fixed Vegetable Oils	76 000	1 786 124	34 200	1 139 745
054 Vegetables, Fresh, Chilled, Frozen Or Simply Preserved	0	1 308 202	0	917 101
LAINNYA	21 045	197 934	15 090	437 394
SUB TOTAL	3 670 526	9 649 891	60 421 688	82 160 012
MADAGASCAR				
075 Spices	1 868 473	11 542 229	48 480 170	262 731 031
551 Essential Oils, Perfumes, And Flavour Materials	0	410 861	0	8 426 573
282 Waste And Scrap Metal Of Iron/steel	0	4 772 161	0	2 096 058
841 Men's Coats/Jackets, Not Knitted	185	2 849	11 110	161 897
054 Vegetables, Fresh, Chilled, Frozen Or Simply Preserved	115 000	115 000	57 788	57 788
LAINNYA	184	8 271	4 177	22 788
SUB TOTAL	1 983 842	16 851 371	48 553 245	273 496 135
SOMALIA				
611 Leathers	0	67 385	0	413 754
LAINNYA	0	0	0	0
SUB TOTAL	0	67 385	0	413 754
KENYA				
523 Metallicsalts And Peroxysalts	1 685 508	27 185 831	401 546	6 661 250
074 Tea And Mate	146 514	1 638 220	476 009	5 151 010
611 Leathers	17 738	280 202	179 277	2 278 622
263 Cotton	0	362 135	0	1 507 882
292 Crude Vegetable Materials	87 738	587 070	207 939	1 006 869
LAINNYA	37	2 071 926	264	1 751 185
SUB TOTAL	1 937 535	32 125 384	1 265 035	18 356 818
REUNION				
251 Pulp And Waste Paper	309 382	5 628 492	77 346	1 436 658
282 Waste And Scrap Metal Of Iron/steel	0	596 165	0	274 119

**I.6 IMPOR KOMODITI MENURUT NEGARA ASAL / IMPORT BY COUNTRY OF ORIGIN
DAN LIMA GOLONGAN BARANG (SITC) UTAMA / AND FIVE MAJOR SITC COMMODITY GROUP
** OKTOBER / OCTOBER 2011 ****

Negara Asal/SITC/Uraian Golongan Barang <i>Country of Origin/SITC/group Description</i>	Berat Bersih / <i>Net Weight (Kg)</i>		Nilai CIF / <i>CIF Value (US\$)</i>	
	Bulan ini <i>Current month</i>	Kumulatif <i>Cum. Jan to date</i>	Bulan ini <i>Current month</i>	Kumulatif <i>Cum. Jan to date</i>
579 Waste And Scrap Of Plastics	0	85 680	0	15 851
629 Articles Of Rubbers	0	326	0	9 323
764 Telecommunication Equipments And Parts	0	22	0	7 835
LAINNYA	0	192	0	4 919
SUB TOTAL	309 382	6 310 877	77 346	1 748 705
MOZAMBIQUE				
222 Oil Seeds Use For Extraction Ofsoft Fixed Vegetable Oils	377 361	7 964 121	350 947	6 928 267
263 Cotton	694 915	2 073 665	1 856 779	5 548 830
057 Fruit And Nut; Fresh Or Dried	0	2 470 215	0	3 761 214
793 Ships, Boats, And Floating Structures	0	13 475 000	0	2 800 000
282 Waste And Scrap Metal Of Iron/steel	1 857 645	2 656 025	904 343	1 274 355
LAINNYA	92 900	1 651 591	63 444	1 642 075
SUB TOTAL	3 022 821	30 290 617	3 175 513	21 954 741
BOTSWANA				
658 Made-up Articles, Wholly/chiefly Of Textile Materials	0	58	0	991
845 Articles Of Apparel	0	11	0	232
776 Thermionic, Cold Cathode, And Photo Cathode Valves/tubes	0	1	0	19
656 Tulle,lace,embroidery,ribbons,trimmings And Other Small Wares	0	1	0	2
LAINNYA	0	0	0	0
SUB TOTAL	0	71	0	1 244
EQUATORIAL GUINEA				
629 Articles Of Rubbers	0	55	0	791
LAINNYA	0	0	0	0
SUB TOTAL	0	55	0	791
TOGO				
263 Cotton	0	3 117 954	0	11 976 539
282 Waste And Scrap Metal Of Iron/steel	13 789 475	26 835 980	5 490 032	10 749 671
222 Oil Seeds Use For Extraction Ofsoft Fixed Vegetable Oils	0	95 040	0	85 964
845 Articles Of Apparel	0	1 724	0	65 161
843 Men's Coats/Jackets, Knitted	0	1 020	0	41 925
LAINNYA	0	22 073	0	84 675
SUB TOTAL	13 789 475	30 073 791	5 490 032	23 003 935
GHANA				
072 Cocoa	0	4 236 283	0	14 227 440
282 Waste And Scrap Metal Of Iron/steel	687 462	14 134 042	279 878	5 928 429
263 Cotton	0	643 340	0	2 080 878
288 Non-ferrous Base Metal Waste And Scraps	0	146 395	0	1 044 442
685 Lead	0	197 340	0	480 095
LAINNYA	20 115	174 642	17 735	127 218
SUB TOTAL	707 577	19 532 042	297 613	23 888 502
LIBERIA				
282 Waste And Scrap Metal Of Iron/steel	4 808 784	21 118 621	1 959 729	8 569 105
793 Ships, Boats, And Floating Structures	0	778 000	0	215 000
892 Printed Matter	8 598	8 599	28 908	28 910
652 Cotton Fabrics, Woven	0	769	0	5 784
893 Article Of Plastics	0	24	0	1 340
LAINNYA	0	125	0	442
SUB TOTAL	4 817 382	21 906 138	1 988 637	8 820 581
GUINEA				
282 Waste And Scrap Metal Of Iron/steel	1 300 180	9 312 946	522 694	3 925 054
248 Wood, simply Worked And Railway Sleeper Of Wood	0	38 432	0	39 160
553 Perfumery, Cosmetics, And Toilet Preparations	350	350	5 356	5 356
893 Article Of Plastics	0	152	0	519
764 Telecommunication Equipments And Parts	0	6	0	118
LAINNYA	0	5	0	101
SUB TOTAL	1 300 530	9 351 891	528 050	3 970 308
ANGOLA				
282 Waste And Scrap Metal Of Iron/steel	1 263 850	9 299 842	536 432	3 578 423
793 Ships, Boats, And Floating Structures	0	2 586 660	0	1 937 711

**I.6 IMPOR KOMODITI MENURUT NEGARA ASAL / IMPORT BY COUNTRY OF ORIGIN
DAN LIMA GOLONGAN BARANG (SITC) UTAMA / AND FIVE MAJOR SITC COMMODITY GROUP
** OKTOBER / OCTOBER 2011 ****

Negara Asal/SITC/Uraian Golongan Barang <i>Country of Origin/SITC/group Description</i>	Berat Bersih / <i>Net Weight (Kg)</i>		Nilai CIF / <i>CIF Value (US\$)</i>	
	Bulan ini <i>Current month</i>	Kumulatif <i>Cum. Jan to date</i>	Bulan ini <i>Current month</i>	Kumulatif <i>Cum. Jan to date</i>
723 Civil Engineering And Contractor Plants And Equipments/parts	0	247 916	0	543 435
744 Mechanical Handling Equipments And Parts	0	184 295	0	423 016
728 Other Machines And Equipment Specialized For Particular Industry	0	223 377	0	298 775
LAINNYA	0	638 333	0	743 819
SUB TOTAL	1 263 850	13 180 423	536 432	7 525 179
CONGO				
282 Waste And Scrap Metal Of Iron/steel	598 430	4 040 823	279 510	1 810 695
292 Crude Vegetable Materials	99 828	540 003	159 725	864 004
231 Natural Rubber Latex;natural Rubber And Similar Natural Gums	0	90 000	0	387 000
247 Wood In The Rough Or Roughly Squared	130 702	130 702	128 693	128 693
248 Wood,simply Worked And Railway Sleeper Of Wood	12 788	63 148	10 195	72 896
LAINNYA	1	57	12	14 040
SUB TOTAL	841 749	4 864 733	578 135	3 277 328
CAMEROON				
072 Cocoa	204 814	1 852 181	732 982	5 979 048
263 Cotton	0	881 877	0	2 191 181
248 Wood,simply Worked And Railway Sleeper Of Wood	181 945	733 855	189 723	735 695
247 Wood In The Rough Or Roughly Squared	0	479 390	0	361 479
523 Metallicsalts And Peroxysalts	0	253 400	0	241 102
LAINNYA	1	51 082	27	145 518
SUB TOTAL	386 760	4 251 785	922 732	9 654 023
NIGERIA				
333 Petroleum Oil, Crude	257 389 000	1 603 272 040	217 433 785	1 377 815 703
263 Cotton	0	2 666 554	0	9 725 110
685 Lead	53 720	1 392 826	124 362	3 040 587
792 Aircraft And Associated Equipments And Parts	0	214 000	0	2 000 000
072 Cocoa	0	692 467	0	1 960 956
LAINNYA	80 594	807 444	170 081	1 725 129
SUB TOTAL	257 523 314	1 609 045 331	217 728 228	1 396 267 485
SIERRA LEONE				
282 Waste And Scrap Metal Of Iron/steel	3 184 590	15 951 911	1 275 919	6 608 485
772 Electrical Apparatus For Making And Breaking Electrical Circuits	1 664	1 973	130 048	135 339
776 Thermionic, Cold Cathode, And Photo Cathode Valves/tubes	0	335	0	48 783
778 Electrical Machinery And Apparatus	0	1 744	0	19 747
759 Parts And Accessories For Machine Of Heading 751 Or 752	182	182	14 774	14 774
LAINNYA	0	2 482	0	26 699
SUB TOTAL	3 186 436	15 958 627	1 420 741	6 853 827
GABON				
282 Waste And Scrap Metal Of Iron/steel	2 292 410	6 578 380	927 913	2 743 203
635 Wood Manufactures	0	57 924	0	155 709
634 Veneers,plywood,improved/reconstituted Wood Worked	0	16 551	0	36 356
874 Measuring, Checking, Analysing, And Controlling Instrument And Appai	0	185	0	29 796
821 Furnitures And Parts	0	7 407	0	15 626
LAINNYA	0	4 509	0	17 271
SUB TOTAL	2 292 410	6 664 956	927 913	2 997 961
COTE D'IVOIRE				
263 Cotton	668 967	10 773 329	1 757 269	38 700 165
072 Cocoa	0	3 413 350	0	11 444 204
282 Waste And Scrap Metal Of Iron/steel	682 475	8 749 493	256 754	3 522 901
288 Non-ferrous Base Metal Waste And Scraps	0	58 110	0	517 103
248 Wood,simply Worked And Railway Sleeper Of Wood	0	270 356	0	357 685
LAINNYA	0	4 922	0	39 603
SUB TOTAL	1 351 442	23 269 560	2 014 023	54 581 661
SENEGAL				
282 Waste And Scrap Metal Of Iron/steel	4 409 490	31 120 269	1 743 500	12 768 278
263 Cotton	0	721 855	0	2 906 850
288 Non-ferrous Base Metal Waste And Scraps	21 320	152 030	178 268	404 662
737 Metalworking Machinery And Parts	0	14 261	0	38 237
334 Petroleum Products, Refined	0	20 030	0	30 245
LAINNYA	26 746	66 207	30 373	83 922
SUB TOTAL	4 457 556	32 094 652	1 952 141	16 232 194

**I.6 IMPOR KOMODITI MENURUT NEGARA ASAL / IMPORT BY COUNTRY OF ORIGIN
DAN LIMA GOLONGAN BARANG (SITC) UTAMA / AND FIVE MAJOR SITC COMMODITY GROUP
** OKTOBER / OCTOBER 2011 ****

Negara Asal/SITC/Uraian Golongan Barang <i>Country of Origin/SITC/group Description</i>	Berat Bersih / <i>Net Weight (Kg)</i>		Nilai CIF / <i>CIF Value (US\$)</i>	
	Bulan ini <i>Current month</i>	Kumulatif <i>Cum. Jan to date</i>	Bulan ini <i>Current month</i>	Kumulatif <i>Cum. Jan to date</i>
MAURITANIA				
282 Waste And Scrap Metal Of Iron/steel	0	2 312 760	0	945 723
411 Animal Oils And Fats	0	60 000	0	93 968
776 Thermionic, Cold Cathode, And Photo Cathode Valves/tubes	19	629	2 325	51 147
735 Parts Of Machine Tools	0	1 253	0	14 344
759 Parts And Accessories For Machine Of Heading 751 Or 752	12	92	1 430	6 516
LAINNYA	0	0	0	0
SUB TOTAL	31	2 374 734	3 755	1 111 698
MALI				
263 Cotton	124 925	14 745 628	539 803	56 095 938
764 Telecommunication Equipments And Parts	382	1 990	30 393	238 160
776 Thermionic, Cold Cathode, And Photo Cathode Valves/tubes	0	30	0	8 814
896 Works Of Art, Collectors Pieces And Antiques	0	14	0	5 150
893 Article Of Plastics	0	45	0	1 921
LAINNYA	35	76	1 344	3 544
SUB TOTAL	125 342	14 747 783	571 540	56 353 527
BENIN				
263 Cotton	0	13 198 206	0	42 274 471
282 Waste And Scrap Metal Of Iron/steel	4 564 120	21 037 235	1 883 892	8 875 441
288 Non-ferrous Base Metal Waste And Scraps	147 040	856 125	971 078	4 879 692
057 Fruit And Nut; Fresh Or Dried	0	1 327 890	0	1 715 140
075 Spices	0	16 048	0	10 367
LAINNYA	0	0	0	0
SUB TOTAL	4 711 160	36 435 504	2 854 970	57 755 111
BURKINA FASO				
263 Cotton	606 949	16 422 243	1 823 579	54 709 462
LAINNYA	0	0	0	0
SUB TOTAL	606 949	16 422 243	1 823 579	54 709 462
GUINEA BISSAU				
282 Waste And Scrap Metal Of Iron/steel	0	213 000	0	98 833
LAINNYA	0	0	0	0
SUB TOTAL	0	213 000	0	98 833
GAMBIA				
282 Waste And Scrap Metal Of Iron/steel	1 722 710	8 947 340	654 696	3 598 157
222 Oil Seeds Use For Extraction Ofsoft Fixed Vegetable Oils	0	436 020	0	442 684
772 Electrical Apparatus For Making And Breaking Electrical Circuits	5	814	1 044	111 832
759 Parts And Accessories For Machine Of Heading 751 Or 752	228	239	68 320	70 173
554 Soap,cleansing And Polishing Preparations	0	5 539	0	36 000
LAINNYA	0	407	0	3 071
SUB TOTAL	1 722 943	9 390 359	724 060	4 261 917
U.S. VIRGIN ISLANDS				
682 Copper	0	229 071	0	1 196 168
771 Electric Power Machinery And Parts	0	760	0	91 473
655 Knitted Or Crocheted Fabrics	0	3 969	0	29 524
772 Electrical Apparatus For Making And Breaking Electrical Circuits	0	22	0	4 386
842 Women's Coats/jacket, Not Knitted	0	10	0	2 065
LAINNYA	0	20	0	1 766
SUB TOTAL	0	233 852	0	1 325 382
SEYCHELLES				
232 Synthetic Rubber Latex, Synthetic/reclaimed Rubber	0	43 200	0	170 640
112 Alcoholic Beverages	100	2 743	445	28 496
872 Medical Instruments And Appliances	164	164	16 942	16 942
784 Parts And Accessories Of The Motor Vehicles	0	61	0	3 556
694 Nails, Screws, Nuts, Bolts, Rivets Of Iron/steel Or Copper	0	3	0	29
LAINNYA	0	0	0	0
SUB TOTAL	264	46 171	17 387	219 663
UGANDA				
263 Cotton	520 493	4 117 055	1 360 043	15 543 730
611 Leathers	11 938	91 544	144 761	957 314

**I.6 IMPOR KOMODITI MENURUT NEGARA ASAL / IMPORT BY COUNTRY OF ORIGIN
DAN LIMA GOLONGAN BARANG (SITC) UTAMA / AND FIVE MAJOR SITC COMMODITY GROUP
** OKTOBER / OCTOBER 2011 ****

Negara Asal/SITC/Uraian Golongan Barang <i>Country of Origin/SITC/group Description</i>	Berat Bersih / <i>Net Weight (Kg)</i>		Nilai CIF / <i>CIF Value (US\$)</i>	
	Bulan ini <i>Current month</i>	Kumulatif <i>Cum. Jan to date</i>	Bulan ini <i>Current month</i>	Kumulatif <i>Cum. Jan to date</i>
689 Miscellaneous Non-ferrous Basemetals Employed In Metallurgy	0	20 000	0	757 844
728 Other Machines And Equipment Specialized For Particular Industry	0	110	0	29 302
LAINNYA	0	0	0	0
SUB TOTAL	532 431	4 228 709	1 504 804	17 288 190
CENTRAL AFRICAN REPUBLIC				
263 Cotton	108 386	2 635 621	235 960	7 753 372
523 Metallicsalts And Peroxysalts	0	180 000	0	430 560
292 Crude Vegetable Materials	0	7	0	138 758
874 Measuring, Checking, Analysing, And Controlling Instrument And Appar	0	365	0	42 793
727 Food Processing Machines And Parts	0	548	0	42 004
LAINNYA	356	356	962	962
SUB TOTAL	108 742	2 816 897	236 922	8 408 449
NIGER				
793 Ships, Boats, And Floating Structures	0	2 391	0	69 345
713 Internal Combustion Piston Engines And Parts	0	1 116	0	32 361
874 Measuring, Checking, Analysing, And Controlling Instrument And Appar	0	14 103	0	19 762
693 Wire Products And Fencing Grills	0	6 390	0	16 880
692 Metal Containers For Storage And Transportations	0	901	0	15 233
LAINNYA	190	10 073	1 356	36 562
SUB TOTAL	190	34 974	1 356	190 143
CHAD				
263 Cotton	321 895	877 295	859 848	3 229 580
LAINNYA	0	0	0	0
SUB TOTAL	321 895	877 295	859 848	3 229 580
DJIBOUTI				
054 Vegetables, Fresh, Chilled, Frozen Or Simply Preserved	0	580 540	0	533 118
282 Waste And Scrap Metal Of Iron/steel	308 460	800 074	112 761	333 904
LAINNYA	0	0	0	0
SUB TOTAL	308 460	1 380 614	112 761	867 022
SAINT HELENA				
764 Telecommunication Equipments And Parts	0	1 211	0	1 056 764
682 Copper	651	651	8 460	8 460
724 Textile/leather Machinery And Parts	0	132	0	2 586
653 Fabrics, Woven, Of Man-made Fibres	0	148	0	2 471
773 Equipment For Distributing Electricity	0	170	0	1 517
LAINNYA	1	783	43	4 265
SUB TOTAL	652	3 095	8 503	1 076 063
SAO TOME AND PRINCIPE				
821 Furnitures And Parts	0	2	0	59
892 Printed Matter	0	1	0	3
899 Other Miscellaneous Manufactured Articles	0	1	0	1
LAINNYA	0	0	0	0
SUB TOTAL	0	4	0	63
SWAZILAND				
516 Other Organic Chemicals	0	199 760	0	1 044 596
731 Machine Tools By Removing Metal	0	14 705	0	590 413
772 Electrical Apparatus For Making And Breaking Electrical Circuits	0	1 231	0	206 171
745 Other Non-electrical Machinery, Tools, And Mechanical Apparatus	11 867	109 805	19 049	192 516
778 Electrical Machinery And Apparatus	0	453	0	123 022
LAINNYA	355	21 459	18 419	433 670
SUB TOTAL	12 222	347 413	37 468	2 590 388
SOUTH AFRICA				
251 Pulp And Waste Paper	32 376 245	257 701 016	34 040 137	293 572 450
282 Waste And Scrap Metal Of Iron/steel	18 352 527	229 185 917	8 630 457	103 770 388
684 Alumunium	796 707	9 684 658	2 097 101	25 043 010
061 Sugar, Molasses, And Honey	0	31 480 500	0	22 262 979
057 Fruit And Nut; Fresh Or Dried	1 346 673	14 992 206	1 221 455	18 979 836
LAINNYA	3 837 347	75 689 717	12 185 196	147 364 282
SUB TOTAL	56 709 499	618 734 014	58 174 346	610 992 945

**I.6 IMPOR KOMODITI MENURUT NEGARA ASAL / IMPORT BY COUNTRY OF ORIGIN
DAN LIMA GOLONGAN BARANG (SITC) UTAMA / AND FIVE MAJOR SITC COMMODITY GROUP
** OKTOBER / OCTOBER 2011 ****

Negara Asal/SITC/Uraian Golongan Barang <i>Country of Origin/SITC/group Description</i>	Berat Bersih / <i>Net Weight (Kg)</i>		Nilai CIF / <i>CIF Value (US\$)</i>	
	Bulan ini <i>Current month</i>	Kumulatif <i>Cum. Jan to date</i>	Bulan ini <i>Current month</i>	Kumulatif <i>Cum. Jan to date</i>
ZIMBABWE				
121 Tobacco, Unmanufactured And Refused	396 000	1 241 520	3 021 480	8 505 318
263 Cotton	564 843	2 134 921	1 341 222	5 557 375
821 Furnitures And Parts	0	145	0	3 605
575 Other Plastics In Primary Forms	0	5	0	5
LAINNYA	0	0	0	0
SUB TOTAL	960 843	3 376 591	4 362 702	14 066 303
ZAMBIA				
121 Tobacco, Unmanufactured And Refused	8 974	40 773	81 041	362 273
685 Lead	64 660	64 660	148 718	148 718
263 Cotton	0	49 630	0	76 272
694 Nails, Screws, Nuts, Bolts, Rivets Of Iron/steel Or Copper	0	1	0	19
LAINNYA	0	0	0	0
SUB TOTAL	73 634	155 064	229 759	587 282
MALAWI				
263 Cotton	442 077	1 075 471	955 111	2 984 478
074 Tea And Mate	0	101 283	0	212 511
121 Tobacco, Unmanufactured And Refused	15 360	94 297	16 896	153 916
075 Spices	0	79 000	0	55 300
LAINNYA	0	0	0	0
SUB TOTAL	457 437	1 350 051	972 007	3 406 205
COMOROS				
232 Synthetic Rubber Latex, Synthetic/reclaimed Rubber	0	2	0	83
LAINNYA	0	0	0	0
SUB TOTAL	0	2	0	83
BURUNDI				
776 Thermionic, Cold Cathode, And Photo Cathode Valves/tubes	0	1	0	6
LAINNYA	0	0	0	0
SUB TOTAL	0	1	0	6
MAURITIUS				
282 Waste And Scrap Metal Of Iron/steel	427 420	8 264 360	156 317	3 373 344
081 Feeding Stuff For Animals	36 000	1 576 435	28 800	1 749 022
845 Articles Of Apparel	1 128	14 530	37 228	526 258
844 Women's Coats/jackets, Knitted	252	2 636	9 022	110 301
034 Fish, Fresh, Chilled Or Frozen	0	56 360	0	39 452
LAINNYA	8 336	117 735	14 724	110 308
SUB TOTAL	473 136	10 032 056	246 091	5 908 685
RWANDA				
653 Fabrics, Woven, Of Man-made Fibres	0	563	0	6 205
764 Telecommunication Equipments And Parts	0	108	0	2 060
696 Cutlery	0	20	0	158
655 Knitted Or Crocheted Fabrics	0	5	0	53
657 Special Yarns, textile Fabrics	0	1	0	8
LAINNYA	0	0	0	0
SUB TOTAL	0	697	0	8 484
VIRGIN ISLANDS (BRITISH)				
657 Special Yarns, textile Fabrics	6 680	282 344	76 924	2 867 037
231 Natural Rubber Latex:natural Rubber And Similar Natural Gums	39 360	195 680	162 835	929 867
793 Ships, Boats, And Floating Structures	0	1 104 470	0	842 080
232 Synthetic Rubber Latex, Synthetic/reclaimed Rubber	19 200	135 360	87 552	697 229
821 Furnitures And Parts	0	76 100	0	682 890
LAINNYA	27 291	434 236	111 264	1 749 489
SUB TOTAL	92 531	2 228 190	438 575	7 768 592
OTHER AFRICA				
656 Tulle,lace,enbroidery,ribbons,trimmings And Other Small Wares	0	24	0	385
LAINNYA	0	0	0	0
SUB TOTAL	0	24	0	385

**I.6 IMPOR KOMODITI MENURUT NEGARA ASAL / IMPORT BY COUNTRY OF ORIGIN
DAN LIMA GOLONGAN BARANG (SITC) UTAMA / AND FIVE MAJOR SITC COMMODITY GROUP
** OKTOBER / OCTOBER 2011 ****

Negara Asal/SITC/Uraian Golongan Barang <i>Country of Origin/SITC/group Description</i>	Berat Bersih / <i>Net Weight (Kg)</i>		Nilai CIF / <i>CIF Value (US\$)</i>	
	Bulan ini <i>Current month</i>	Kumulatif <i>Cum. Jan to date</i>	Bulan ini <i>Current month</i>	Kumulatif <i>Cum. Jan to date</i>
AUSTRALIA				
041 Wheat And Meslin, Unmilled	214 107 942	3 136 653 828	78 088 045	1 170 706 669
684 Alumunium	13 459 825	103 378 040	34 428 675	279 041 580
001 Live Animals Other Than Fish	14 198 370	99 546 698	37 266 002	263 749 941
263 Cotton	13 790 084	67 308 425	46 340 633	257 769 502
682 Copper	2 385 107	20 602 080	21 339 360	194 320 448
LAINNYA	319 071 166	3 302 585 132	212 581 059	2 094 238 800
SUB TOTAL	577 012 494	6 730 074 203	430 043 774	4 259 826 940
NEW ZEALAND				
022 Milk,cream, And Milk Products Other Than Butter Or Cheese	5 555 085	50 372 596	24 178 780	224 380 896
251 Pulp And Waste Paper	23 873 912	162 652 606	12 980 793	79 030 461
011 Meat Of Bovine Animals Fresh, Chilled Or Frozen	1 778 819	17 472 667	7 000 121	63 576 924
023 Butter And Other Fats From Milk	1 260 739	6 668 533	6 805 791	38 234 039
024 Cheese And Curds	666 577	7 682 815	3 352 152	35 259 486
LAINNYA	19 879 986	219 319 908	18 296 016	184 719 542
SUB TOTAL	53 015 118	464 169 125	72 613 653	625 201 348
MICRONESIA, FED. STATES OF				
292 Crude Vegetable Materials	312	2 517	1 042	7 670
057 Fruit And Nut; Fresh Or Dried	1	4	2	8
661 Lime,cement And Fabricated Construction Materials	0	2	0	4
LAINNYA	0	0	0	0
SUB TOTAL	313	2 523	1 044	7 682
GUAM				
899 Other Miscellaneous Manufactured Articles	0	292	0	1 115
764 Telecommunication Equipments And Parts	0	6	0	118
784 Parts And Accessories Of The Motor Vehicles	0	2	0	87
655 Knitted Or Crocheted Fabrics	0	9	0	11
LAINNYA	0	0	0	0
SUB TOTAL	0	309	0	1 331
PALAU				
291 Crude Animal Materials	31 600	31 600	47 400	47 400
LAINNYA	0	0	0	0
SUB TOTAL	31 600	31 600	47 400	47 400
NAURU				
582 Plates, Sheets, And Film Of Plastics	0	52	0	356
641 Papers And Paperboards	0	27	0	329
772 Electrical Apparatus For Making And Breaking Electrical Circuits	0	16	0	69
LAINNYA	0	0	0	0
SUB TOTAL	0	95	0	754
NEW CALEDONIA				
684 Alumunium	0	57 400	0	146 979
728 Other Machines And Equipment Specialized For Particular Industry	0	1 629	0	30 295
778 Electrical Machinery And Apparatus	0	660	0	22 344
874 Measuring, Checking, Analysing, And Controlling Instrument And Appai	0	1 062	0	13 666
771 Electric Power Machinery And Parts	0	28	0	9 574
LAINNYA	0	2 038	0	25 171
SUB TOTAL	0	62 817	0	248 029
NORTHERN MARIANA ISLANDS				
695 Tools For Used In The Hand Or In Machines	0	17	0	61 632
656 Tulle,lace,embroidery,ribbons,trimmings And Other Small Wares	0	67	0	1 146
LAINNYA	0	0	0	0
SUB TOTAL	0	84	0	62 778
SAINT VINCENT AND THE GRENADINES				
752 Automatic Data Processing Machines And Their Units	0	8 000	0	171 194
679 Tubes, Pipes, Hollow Profile, Pipe Fitting Of Iron/steel	0	7 676	0	55 671
772 Electrical Apparatus For Making And Breaking Electrical Circuits	0	14 496	0	30 923
716 Rotating Electric Plants And Parts	0	5 754	0	23 496
741 Heating And Cooling Equipments And Parts	0	5 415	0	23 238
LAINNYA	0	103 082	0	159 804
SUB TOTAL	0	144 423	0	464 326

**I.6 IMPOR KOMODITI MENURUT NEGARA ASAL / IMPORT BY COUNTRY OF ORIGIN
DAN LIMA GOLONGAN BARANG (SITC) UTAMA / AND FIVE MAJOR SITC COMMODITY GROUP
** OKTOBER / OCTOBER 2011 ****

Negara Asal/SITC/Uraian Golongan Barang <i>Country of Origin/SITC/group Description</i>	Berat Bersih / <i>Net Weight (Kg)</i>		Nilai CIF / <i>CIF Value (US\$)</i>	
	Bulan ini <i>Current month</i>	Kumulatif <i>Cum. Jan to date</i>	Bulan ini <i>Current month</i>	Kumulatif <i>Cum. Jan to date</i>
BRITISH INDIAN OCEAN TERRITORY				
652 Cotton Fabrics, Woven	0	1 145	0	33 344
653 Fabrics, Woven, Of Man-made Fibres	0	894	0	22 898
533 Pigments, Paints, Varnishes, And Related Materials	0	657	0	16 306
728 Other Machines And Equipment Specialized For Particular Industry	0	1 250	0	12 297
743 Pumps, Compressors, Fans, Blowers, Centrifuges, And Parts	0	86	0	4 226
LAINNYA	0	11	0	68
SUB TOTAL	0	4 043	0	89 139
AMERICAN SAMOA				
743 Pumps, Compressors, Fans, Blowers, Centrifuges, And Parts	840 217	4 187 981	504 922	2 694 415
744 Mechanical Handling Equipments And Parts	0	112 081	0	1 136 205
592 Starches, Inulin, And Wheat Glutenal Buminoidal Substances; Glues	0	111 400	0	1 005 103
653 Fabrics, Woven, Of Man-made Fibres	0	1 451	0	845 423
748 Transmission Shafts And Cranks	50 815	494 400	27 622	296 649
LAINNYA	16 057	702 702	62 609	914 270
SUB TOTAL	907 089	5 610 015	595 153	6 892 065
COOK ISLANDS				
793 Ships, Boats, And Floating Structures	0	86 000	0	1 130 000
747 Taps, Cocks, And Valves For Pipes	0	5	0	228
LAINNYA	0	0	0	0
SUB TOTAL	0	86 005	0	1 130 228
FIJI				
081 Feeding Stuff For Animals	0	576 140	0	515 700
282 Waste And Scrap Metal Of Iron/steel	126 220	1 134 230	57 059	407 720
292 Crude Vegetable Materials	0	600	0	151 140
111 Non-alcoholic Beverages, Nes	0	115 317	0	115 545
685 Lead	0	42 000	0	111 297
LAINNYA	0	75 104	0	152 916
SUB TOTAL	126 220	1 943 391	57 059	1 454 318
KIRIBATI				
581 Tubes, Pipes, And Hoses Of Plastics	0	3	0	34
845 Articles Of Apparel	0	1	0	7
LAINNYA	0	0	0	0
SUB TOTAL	0	4	0	41
MARSHALL ISLANDS				
793 Ships, Boats, And Floating Structures	0	11 634 000	0	8 300 000
273 Stone, Sand And Gravel	0	365	0	777
881 Photographic Apparatus And Equipments	0	4	0	228
845 Articles Of Apparel	0	1	0	25
LAINNYA	0	0	0	0
SUB TOTAL	0	11 634 370	0	8 301 030
SAMOA				
655 Knitted Or Crocheted Fabrics	0	177	0	3 412
772 Electrical Apparatus For Making And Breaking Electrical Circuits	0	15	0	651
592 Starches, Inulin, And Wheat Glutenal Buminoidal Substances; Glues	0	3	0	5
893 Article Of Plastics	0	1	0	2
LAINNYA	0	0	0	0
SUB TOTAL	0	196	0	4 070
SOLOMON ISLANDS				
072 Cocoa	255 000	2 595 000	763 181	7 990 016
246 Wood In Chips Or Particles And Waste	0	7 260 000	0	802 631
749 Non-electric Parts And Accessories Of Machineries	0	94	0	1 369
LAINNYA	0	0	0	0
SUB TOTAL	255 000	9 855 094	763 181	8 794 016
CHRISTMAS ISLANDS				
562 Fertilizers, Manufactured	0	22 000 000	0	3 100 000
772 Electrical Apparatus For Making And Breaking Electrical Circuits	0	1 548	0	55 327
747 Taps, Cocks, And Valves For Pipes	0	225	0	2 966
895 Office And Stationery Supplies	0	2 254	0	348
LAINNYA	0	0	0	0
SUB TOTAL	0	22 004 027	0	3 158 641

**I.6 IMPOR KOMODITI MENURUT NEGARA ASAL / IMPORT BY COUNTRY OF ORIGIN
DAN LIMA GOLONGAN BARANG (SITC) UTAMA / AND FIVE MAJOR SITC COMMODITY GROUP
** OKTOBER / OCTOBER 2011 ****

Negara Asal/SITC/Uraian Golongan Barang <i>Country of Origin/SITC/group Description</i>	Berat Bersih / <i>Net Weight (Kg)</i>		Nilai CIF / <i>CIF Value (US\$)</i>	
	Bulan ini <i>Current month</i>	Kumulatif <i>Cum. Jan to date</i>	Bulan ini <i>Current month</i>	Kumulatif <i>Cum. Jan to date</i>
COCOS (KEELING) ISLANDS				
898 Musical Instrument And Parts/accessories	0	149	0	3 121
893 Article Of Plastics	0	702	0	3 116
699 Manufactures Of Base Metals	0	145	0	793
629 Articles Of Rubbers	0	9	0	770
771 Electric Power Machinery And Parts	0	3	0	409
LAINNYA	0	16	0	1 173
SUB TOTAL	0	1 024	0	9 382
TOKELAU				
728 Other Machines And Equipment Specialized For Particular Industry	0	11 088	0	150 706
629 Articles Of Rubbers	0	26	0	1 594
746 Ball Or Roller Bearings	136	136	1 090	1 090
653 Fabrics, Woven, Of Man-made Fibres	0	86	0	1 030
743 Pumps, Compressors, Fans, Blowers, Centrifuges, And Parts	0	136	0	514
LAINNYA	0	55	0	1 188
SUB TOTAL	136	11 527	1 090	156 122
EAST TIMOR				
071 Coffee And Coffee Substitutes	132 500	705 701	29 295	1 367 978
247 Wood In The Rough Or Roughly Squared	0	42 300	0	29 900
223 Oil Seeds Use For Extraction Of Other Fixed Vegetable Oils	0	31 633	0	4 039
713 Internal Combustion Piston Engines And Parts	0	25	0	2 087
282 Waste And Scrap Metal Of Iron/steel	20 000	20 000	2 000	2 000
LAINNYA	0	5 724	0	2 566
SUB TOTAL	152 500	805 383	31 295	1 408 570
UNITED STATES				
792 Aircraft And Associated Equipments And Parts	224 107	2 190 277	267 485 513	1 651 623 552
222 Oil Seeds Use For Extraction Ofsoft Fixed Vegetable Oils	183 580 318	1 517 037 348	105 563 590	877 534 905
263 Cotton	2 937 533	172 958 041	12 024 786	600 267 229
081 Feeding Stuff For Animals	70 091 728	689 755 334	39 579 708	375 306 823
723 Civil Engineering And Contractor Plants And Equipments/parts	3 926 203	22 282 949	44 438 094	332 830 521
LAINNYA	177 893 054	3 048 274 323	535 780 139	5 047 211 249
SUB TOTAL	438 652 943	5 452 498 272	1 004 871 830	8 884 774 279
CANADA				
562 Fertilizers, Manufactured	160 971 921	1 312 885 357	79 951 791	590 047 292
041 Wheat And Meslin, Unmilled	91 592 410	837 835 227	44 552 592	382 012 336
251 Pulp And Waste Paper	40 105 790	356 114 261	31 888 317	275 929 311
723 Civil Engineering And Contractor Plants And Equipments/parts	151 709	3 321 300	3 247 395	59 638 371
792 Aircraft And Associated Equipments And Parts	66 694	170 832	16 931 304	52 632 271
LAINNYA	14 777 878	170 212 187	35 955 675	278 210 636
SUB TOTAL	307 666 402	2 680 539 164	212 527 074	1 638 470 217
MEXICO				
764 Telecommunication Equipments And Parts	18 096	386 551	4 725 060	138 347 777
263 Cotton	0	6 183 571	0	22 275 441
579 Waste And Scrap Of Plastics	6 347 538	21 703 286	6 164 898	19 454 195
752 Automatic Data Processing Machines And Their Units	5 019	165 311	1 365 463	15 736 825
759 Parts And Accessories For Machine Of Heading 751 Or 752	1 377	90 856	741 218	12 033 841
LAINNYA	2 756 930	25 218 193	10 511 427	101 329 140
SUB TOTAL	9 128 960	53 747 768	23 508 066	309 177 219
GUATEMALA				
061 Sugar, Molasses, And Honey	0	50 350 000	0	35 308 890
724 Textile/leather Machinery And Parts	3 571	667 736	4 400	5 492 267
598 Miscellaneous Chemical Products	0	22 470	0	100 001
651 Textile Yarns	0	18 300	0	60 038
551 Essential Oils, Perfumes, And Flavour Materials	0	179	0	38 693
LAINNYA	171	41 484	5 958	116 358
SUB TOTAL	3 742	51 100 169	10 358	41 116 247
HONDURAS				
282 Waste And Scrap Metal Of Iron/steel	807 911	1 020 746	321 600	416 099
579 Waste And Scrap Of Plastics	0	601 245	0	174 984
653 Fabrics, Woven, Of Man-made Fibres	0	11 489	0	112 438
269 Old Clothing And Other Old Textile Articles; Rags	0	120 897	0	106 271
845 Articles Of Apparel	676	1 461	41 145	85 458
LAINNYA	267	3 967	21 859	56 531
SUB TOTAL	808 854	1 759 805	384 604	951 781

**I.6 IMPOR KOMODITI MENURUT NEGARA ASAL / IMPORT BY COUNTRY OF ORIGIN
DAN LIMA GOLONGAN BARANG (SITC) UTAMA / AND FIVE MAJOR SITC COMMODITY GROUP
** OKTOBER / OCTOBER 2011 ****

Negara Asal/SITC/Uraian Golongan Barang <i>Country of Origin/SITC/group Description</i>	Berat Bersih / <i>Net Weight (Kg)</i>		Nilai CIF / <i>CIF Value (US\$)</i>	
	Bulan ini <i>Current month</i>	Kumulatif <i>Cum. Jan to date</i>	Bulan ini <i>Current month</i>	Kumulatif <i>Cum. Jan to date</i>
NICARAGUA				
655 Knitted Or Crocheted Fabrics	0	3 170	0	41 114
845 Articles Of Apparel	178	646	10 068	38 195
211 Hides And Skins, Raw	0	19 800	0	6 930
724 Textile/leather Machinery And Parts	0	433	0	2 420
843 Men's Coats/jackets, Knitted	0	35	0	1 293
LAINNYA	20	727	366	1 072
SUB TOTAL	198	24 811	10 434	91 024
PANAMA				
793 Ships, Boats, And Floating Structures	9 640 000	37 635 000	3 690 000	21 700 000
282 Waste And Scrap Metal Of Iron/steel	2 042 759	10 468 019	964 941	4 762 267
598 Miscellaneous Chemical Products	0	45 436	0	376 353
574 Poliacetals And Polycarbons In Primary Forms	0	144 000	0	331 200
575 Other Plastics In Primary Forms	0	37 612	0	290 967
LAINNYA	52	184 820	3 881	674 468
SUB TOTAL	11 682 811	48 514 887	4 658 822	28 135 255
CUBA				
542 Medicaments, Including Veterinary Medicaments	78	675	119 028	1 103 528
282 Waste And Scrap Metal Of Iron/steel	0	398 260	0	179 394
771 Electric Power Machinery And Parts	0	1 829	0	21 025
112 Alcoholic Beverages	0	333	0	956
898 Musical Instrument And Parts/accessories	0	35	0	600
LAINNYA	0	49	0	575
SUB TOTAL	78	401 181	119 028	1 306 078
CURACAO				
746 Ball Or Roller Bearings	0	5	0	26
LAINNYA	0	0	0	0
SUB TOTAL	0	5	0	26
SURINAME				
282 Waste And Scrap Metal Of Iron/steel	584 480	6 479 913	252 495	2 825 883
792 Aircraft And Associated Equipments And Parts	0	99	0	87 207
248 Wood, simply Worked And Railway Sleeper Of Wood	0	58 200	0	44 977
575 Other Plastics In Primary Forms	0	3 750	0	22 125
746 Ball Or Roller Bearings	7	74	207	1 542
LAINNYA	8	11	504	563
SUB TOTAL	584 495	6 542 047	253 206	2 982 297
CHILE				
281 Iron Ore And Concentrates	0	466 752 000	0	111 006 826
682 Copper	795 281	7 891 158	6 907 618	73 986 755
251 Pulp And Waste Paper	5 760 256	50 554 441	4 069 695	41 178 842
057 Fruit And Nut; Fresh Or Dried	49 003	10 354 433	56 413	23 088 684
562 Fertilizers, Manufactured	7 497 500	22 567 000	4 910 788	14 813 650
LAINNYA	5 332 535	34 455 079	4 191 045	31 683 240
SUB TOTAL	19 434 575	592 574 111	20 135 559	295 757 997
VENEZUELA				
514 Nitrogen-function Compounds	0	63 550	0	289 355
541 Medicinal And Pharmaceutical Products	0	3 739	0	211 028
685 Lead	0	94 971	0	202 278
747 Taps, Cocks, And Valves For Pipes	0	742	0	14 975
728 Other Machines And Equipment Specialized For Particular Industry	0	2 050	0	13 260
LAINNYA	0	260	0	5 090
SUB TOTAL	0	165 312	0	735 986
ARGENTINA				
081 Feeding Stuff For Animals	132 995 000	1 891 468 501	59 098 223	867 635 008
044 Maize, Unmilled	9 206 618	1 062 633 919	3 081 996	353 177 054
679 Tubes, Pipes, Hollow Profile, Pipe Fitting Of Iron/steel	5 621 177	25 981 821	9 449 738	37 760 979
263 Cotton	2 337 500	8 124 146	7 279 642	26 858 264
222 Oil Seeds Use For Extraction Of soft Fixed Vegetable Oils	0	37 951 037	0	21 714 382
LAINNYA	3 646 735	48 668 112	7 112 088	59 602 760
SUB TOTAL	153 807 030	3 074 827 536	86 021 687	1 366 748 447

**I.6 IMPOR KOMODITI MENURUT NEGARA ASAL / IMPORT BY COUNTRY OF ORIGIN
DAN LIMA GOLONGAN BARANG (SITC) UTAMA / AND FIVE MAJOR SITC COMMODITY GROUP
** OKTOBER / OCTOBER 2011 ****

Negara Asal/SITC/Uraian Golongan Barang <i>Country of Origin/SITC/group Description</i>	Berat Bersih / <i>Net Weight (Kg)</i>		Nilai CIF / <i>CIF Value (US\$)</i>	
	Bulan ini <i>Current month</i>	Kumulatif <i>Cum. Jan to date</i>	Bulan ini <i>Current month</i>	Kumulatif <i>Cum. Jan to date</i>
BRAZIL				
061 Sugar, Molasses, And Honey	88 847 508	553 594 663	51 013 535	364 806 117
281 Iron Ore And Concentrates	146 914 000	910 913 125	37 275 800	215 612 497
263 Cotton	13 724 369	49 100 144	45 274 134	142 396 119
672 Ingots And Other Iron/steel In Primary Forms	0	166 358 476	0	120 030 460
081 Feeding Stuff For Animals	37 209 000	241 451 826	17 279 089	110 693 725
LAINNYA	11 774 301	355 372 211	57 903 253	498 598 266
SUB TOTAL	298 469 178	2 276 790 445	208 745 811	1 452 137 184
COLOMBIA				
542 Medicaments, Including Veterinary Medicaments	1 130	16 832	650 597	10 382 050
282 Waste And Scrap Metal Of Iron/steel	1 812 368	11 417 307	678 028	4 935 023
591 Disinfectants, Insecticides, And Fungicides Put In Forms	72 000	733 660	254 160	3 049 102
325 Coke And Semi Coke Of Coal/lignite/peat	416 854	5 405 125	189 669	2 277 745
522 Inorganic Chemical Elements, Oxides And Halogen Salts	0	1 992 000	0	2 194 790
LAINNYA	167 205	1 677 385	530 387	4 009 653
SUB TOTAL	2 469 557	21 242 309	2 302 841	26 848 363
BOLIVIA				
522 Inorganic Chemical Elements, Oxides And Halogen Salts	0	216 000	0	157 200
611 Leathers	0	14 500	0	123 615
759 Parts And Accessories For Machine Of Heading 751 Or 752	0	16	0	17 970
634 Veneers,plywood,improved/reconstituted Wood Worked	0	249	0	4 391
772 Electrical Apparatus For Making And Breaking Electrical Circuits	0	50	0	3 567
LAINNYA	260	434	1 308	4 388
SUB TOTAL	260	231 249	1 308	311 131
URUGUAY				
222 Oil Seeds Use For Extraction Ofsoft Fixed Vegetable Oils	296 568	16 825 281	171 081	9 576 190
248 Wood, simply Worked And Railway Sleeper Of Wood	402 934	5 436 757	175 913	4 054 909
057 Fruit And Nut; Fresh Or Dried	0	1 117 358	0	1 038 807
679 Tubes, Pipes, Hollow Profile, Pipe Fitting Of Iron/steel	0	210 735	0	475 802
629 Articles Of Rubbers	3 488	25 725	58 518	346 997
LAINNYA	44 487	544 742	104 615	823 803
SUB TOTAL	747 477	24 160 598	510 127	16 316 508
PARAGUAY				
081 Feeding Stuff For Animals	17 568 600	50 989 445	8 635 527	24 006 294
263 Cotton	223 575	620 185	606 260	1 959 605
222 Oil Seeds Use For Extraction Ofsoft Fixed Vegetable Oils	0	2 148 880	0	1 213 649
282 Waste And Scrap Metal Of Iron/steel	0	578 060	0	254 246
551 Essential Oils, Perfumes, And Flavour Materials	0	4 234	0	92 749
LAINNYA	0	57 012	0	174 407
SUB TOTAL	17 792 175	54 397 816	9 241 787	27 700 950
ECUADOR				
071 Coffee And Coffee Substitutes	46 500	217 150	365 025	1 693 575
121 Tobacco, Unmanufactured And Refused	40 333	75 232	929 210	1 648 849
771 Electric Power Machinery And Parts	0	16 006	0	504 747
081 Feeding Stuff For Animals	401 775	401 775	442 455	442 455
743 Pumps, Compressors, Fans, Blowers, Centrifuges, And Parts	1 914	15 642	51 510	371 407
LAINNYA	10 626	357 865	4 157	733 277
SUB TOTAL	501 148	1 083 670	1 792 357	5 394 310
PERU				
081 Feeding Stuff For Animals	1 800 570	12 893 285	2 542 514	19 108 999
057 Fruit And Nut; Fresh Or Dried	0	4 689 148	0	9 525 311
562 Fertilizers, Manufactured	0	49 402 200	0	6 175 276
411 Animal Oils And Fats	462 565	1 453 828	670 419	2 015 971
523 Metallicsalts And Peroxysalts	316 000	1 510 200	439 120	1 514 932
LAINNYA	115 484	1 193 785	470 579	1 807 192
SUB TOTAL	2 694 619	71 142 446	4 122 632	40 147 681
GUYANA				
036 Crustaceans, Molluscs, And Aquatic Invertebrates	0	24 914	0	122 745
278 Other Crude Minerals	0	188 420	0	109 996
792 Aircraft And Associated Equipments And Parts	0	18	0	13 979
652 Cotton Fabrics, Woven	0	1	0	22
LAINNYA	0	0	0	0
SUB TOTAL	0	213 353	0	246 742

**I.6 IMPOR KOMODITI MENURUT NEGARA ASAL / IMPORT BY COUNTRY OF ORIGIN
DAN LIMA GOLONGAN BARANG (SITC) UTAMA / AND FIVE MAJOR SITC COMMODITY GROUP
** OKTOBER / OCTOBER 2011 ****

Negara Asal/SITC/Uraian Golongan Barang <i>Country of Origin/SITC/group Description</i>	Berat Bersih / <i>Net Weight (Kg)</i>		Nilai CIF / <i>CIF Value (US\$)</i>	
	Bulan ini <i>Current month</i>	Kumulatif <i>Cum. Jan to date</i>	Bulan ini <i>Current month</i>	Kumulatif <i>Cum. Jan to date</i>
TRINIDAD AND TOBAGO				
671 Pig Iron, spiegeleisen, sponge Iron, And Ferro-alloys	27 486 890	60 437 200	13 434 217	29 917 610
282 Waste And Scrap Metal Of Iron/steel	833 195	5 238 315	390 909	2 409 633
251 Pulp And Waste Paper	0	557 905	0	152 488
899 Other Miscellaneous Manufactured Articles	0	780	0	26 532
LAINNYA	0	0	0	0
SUB TOTAL	28 320 085	66 234 200	13 825 126	32 506 263
BAHAMAS				
282 Waste And Scrap Metal Of Iron/steel	0	1 276 549	0	527 024
778 Electrical Machinery And Apparatus	0	183	0	26 364
112 Alcoholic Beverages	476	3 629	2 206	21 225
728 Other Machines And Equipment Specialized For Particular Industry	0	126	0	18 205
735 Parts Of Machine Tools	0	71	0	10 178
LAINNYA	0	3	0	97
SUB TOTAL	476	1 280 561	2 206	603 093
JAMAICA				
282 Waste And Scrap Metal Of Iron/steel	247 269	1 889 720	114 485	864 090
288 Non-ferrous Base Metal Waste And Scraps	26 252	193 932	46 396	348 056
251 Pulp And Waste Paper	0	55 400	0	24 930
071 Coffee And Coffee Substitutes	0	350	0	20 825
772 Electrical Apparatus For Making And Breaking Electrical Circuits	0	71	0	8 220
LAINNYA	0	329	0	6 545
SUB TOTAL	273 521	2 139 802	160 881	1 272 666
PUERTO RICO				
282 Waste And Scrap Metal Of Iron/steel	554 576	20 925 269	260 695	8 627 438
542 Medicaments, Including Veterinary Medicaments	0	4 785	0	2 007 966
515 Organo-inorganic And Heterocyclic Compounds	21	2 485	390 000	1 709 637
776 Thermionic, Cold Cathode, And Photo Cathode Valves/tubes	319	7 498	470 988	1 566 406
759 Parts And Accessories For Machine Of Heading 751 Or 752	533	5 986	199 398	1 208 136
LAINNYA	3 180	81 390	57 336	1 433 356
SUB TOTAL	558 629	21 027 413	1 378 417	16 552 939
BELIZE				
741 Heating And Cooling Equipments And Parts	0	57 233	0	112 281
652 Cotton Fabrics, Woven	430	1 260	11 915	28 338
653 Fabrics, Woven, Of Man-made Fibres	0	1 185	0	27 989
523 Metallicsalts And Peroxysalts	0	24 000	0	10 080
778 Electrical Machinery And Apparatus	0	143	0	4 083
LAINNYA	0	286	0	3 211
SUB TOTAL	430	84 107	11 915	185 982
DOMINICAN REPUBLIC				
282 Waste And Scrap Metal Of Iron/steel	4 933 720	17 120 368	2 180 356	7 440 225
121 Tobacco, Unmanufactured And Refused	0	41 936	0	251 911
579 Waste And Scrap Of Plastics	40 415	205 977	11 518	131 551
122 Tobacco, Manufactured	0	36 563	0	79 004
251 Pulp And Waste Paper	0	233 230	0	60 640
LAINNYA	24 220	25 055	71 330	155 163
SUB TOTAL	4 998 355	17 663 129	2 263 204	8 118 494
EL SALVADOR				
282 Waste And Scrap Metal Of Iron/steel	0	3 864 033	0	1 530 258
081 Feeding Stuff For Animals	0	167 900	0	176 295
542 Medicaments, Including Veterinary Medicaments	1 000	1 000	23 000	23 000
845 Articles Of Apparel	36	1 680	2 154	13 495
658 Made-up Articles, Wholly/chiefly Of Textile Materials	81	81	1 879	1 879
LAINNYA	4	22	266	600
SUB TOTAL	1 121	4 034 716	27 299	1 745 527
COSTA RICA				
759 Parts And Accessories For Machine Of Heading 751 Or 752	137	9 836	114 228	2 576 060
292 Crude Vegetable Materials	0	86	0	2 000 000
611 Leathers	0	55 560	0	961 237
282 Waste And Scrap Metal Of Iron/steel	0	1 817 300	0	804 505
223 Oil Seeds Use For Extraction Of Other Fixed Vegetable Oils	2 219	2 556	407 327	484 712
LAINNYA	1 014	271 192	45 232	633 148
SUB TOTAL	3 370	2 156 530	566 787	7 459 662

**I.6 IMPOR KOMODITI MENURUT NEGARA ASAL / IMPORT BY COUNTRY OF ORIGIN
DAN LIMA GOLONGAN BARANG (SITC) UTAMA / AND FIVE MAJOR SITC COMMODITY GROUP
** OKTOBER / OCTOBER 2011 ****

Negara Asal/SITC/Uraian Golongan Barang <i>Country of Origin/SITC/group Description</i>	Berat Bersih / <i>Net Weight (Kg)</i>		Nilai CIF / <i>CIF Value (US\$)</i>	
	Bulan ini <i>Current month</i>	Kumulatif <i>Cum. Jan to date</i>	Bulan ini <i>Current month</i>	Kumulatif <i>Cum. Jan to date</i>
HAITI				
282 Waste And Scrap Metal Of Iron/steel	2 153 015	11 489 767	893 429	4 979 694
551 Essential Oils, Perfumes, And Flavour Materials	0	89	0	7 773
845 Articles Of Apparel	40	80	2 389	4 342
764 Telecommunication Equipments And Parts	0	5	0	2 107
LAINNYA	0	0	0	0
SUB TOTAL	2 153 055	11 489 941	895 818	4 993 916
BARBADOS				
282 Waste And Scrap Metal Of Iron/steel	213 310	1 400 690	98 763	625 587
575 Other Plastics In Primary Forms	0	2 000	0	5 400
874 Measuring, Checking, Analysing, And Controlling Instrument And Appar	0	21	0	272
112 Alcoholic Beverages	59	59	271	271
LAINNYA	0	0	0	0
SUB TOTAL	213 369	1 402 770	99 034	631 530
ANTIGUA AND BARBUDA				
793 Ships, Boats, And Floating Structures	0	4 901 000	0	5 750 000
263 Cotton	0	146 060	0	595 707
723 Civil Engineering And Contractor Plants And Equipments/parts	0	2 927	0	72 488
764 Telecommunication Equipments And Parts	0	14	0	6 816
642 Paper And Paperboard Cut To Size/shape And Article Of Papers	0	5 910	0	4 568
LAINNYA	0	26	0	528
SUB TOTAL	0	5 055 937	0	6 430 107
ANGUILLA				
651 Textile Yarns	0	3 486	0	48 804
081 Feeding Stuff For Animals	0	38 000	0	23 940
LAINNYA	0	0	0	0
SUB TOTAL	0	41 486	0	72 744
CAPE VERDE				
282 Waste And Scrap Metal Of Iron/steel	354 380	599 350	130 709	222 453
894 Baby Carriages, Toys, Games, And Sporting Goods	0	11 825	0	4 793
897 Jewellery, Goldsmith, Silversmith Wares, And Other Articles	129	129	2 221	2 221
747 Taps, Cocks, And Valves For Pipes	0	1	0	20
LAINNYA	0	0	0	0
SUB TOTAL	354 509	611 305	132 930	229 487
CAYMAN ISLANDS				
575 Other Plastics In Primary Forms	0	4 945	0	14 674
LAINNYA	0	0	0	0
SUB TOTAL	0	4 945	0	14 674
DOMINICA				
282 Waste And Scrap Metal Of Iron/steel	0	174 005	0	77 079
551 Essential Oils, Perfumes, And Flavour Materials	0	953	0	22 382
892 Printed Matter	0	37	0	1 339
874 Measuring, Checking, Analysing, And Controlling Instrument And Appar	0	60	0	1 204
845 Articles Of Apparel	8	12	461	642
LAINNYA	0	2	0	440
SUB TOTAL	8	175 069	461	103 086
FALKLAND ISLANDS				
759 Parts And Accessories For Machine Of Heading 751 Or 752	0	3	0	1 820
LAINNYA	0	0	0	0
SUB TOTAL	0	3	0	1 820
FRENCH GUIANA				
288 Non-ferrous Base Metal Waste And Scraps	0	7 255	0	14 147
248 Wood, simply Worked And Railway Sleeper Of Wood	0	18 843	0	9 469
LAINNYA	0	0	0	0
SUB TOTAL	0	26 098	0	23 616

**I.6 IMPOR KOMODITI MENURUT NEGARA ASAL / IMPORT BY COUNTRY OF ORIGIN
DAN LIMA GOLONGAN BARANG (SITC) UTAMA / AND FIVE MAJOR SITC COMMODITY GROUP
** OKTOBER / OCTOBER 2011 ****

Negara Asal/SITC/Uraian Golongan Barang <i>Country of Origin/SITC/group Description</i>	Berat Bersih / <i>Net Weight (Kg)</i>		Nilai CIF / <i>CIF Value (US\$)</i>	
	Bulan ini <i>Current month</i>	Kumulatif <i>Cum. Jan to date</i>	Bulan ini <i>Current month</i>	Kumulatif <i>Cum. Jan to date</i>
FRENCH POLYNESIA				
291 Crude Animal Materials	18 330	38 309	7 369	19 356
682 Copper	0	37	0	3 339
892 Printed Matter	0	120	0	900
LAINNYA	0	0	0	0
SUB TOTAL	18 330	38 466	7 369	23 595
GREENLAND				
036 Crustaceans, Molluscs, And Aquatic Invertebrates	0	212 668	0	1 081 190
655 Knitted Or Crocheted Fabrics	0	17	0	594
845 Articles Of Apparel	0	1	0	16
892 Printed Matter	0	1	0	16
LAINNYA	0	0	0	0
SUB TOTAL	0	212 687	0	1 081 816
MARTINIQUE				
282 Waste And Scrap Metal Of Iron/steel	0	229 670	0	59 714
LAINNYA	0	0	0	0
SUB TOTAL	0	229 670	0	59 714
NETHERLANDS ANTILLES				
793 Ships, Boats, And Floating Structures	0	638 000	0	3 904 425
334 Petroleum Products, Refined	0	226 500	0	686 609
575 Other Plastics In Primary Forms	0	60 724	0	341 440
641 Papers And Paperboards	18 126	39 689	38 971	103 134
574 Poliacetals And Polycarbons In Primary Forms	0	1 848	0	27 110
LAINNYA	276	57 486	6 903	232 647
SUB TOTAL	18 402	1 024 247	45 874	5 295 365
NORFOLK ISLANDS				
598 Miscellaneous Chemical Products	13 200	107 040	78 528	599 094
821 Furnitures And Parts	0	1 306	0	4 365
672 Ingots And Other Iron/steel In Primary Forms	0	90	0	300
LAINNYA	0	0	0	0
SUB TOTAL	13 200	108 436	78 528	603 759
SAINT LUCIA				
749 Non-electric Parts And Accessories Of Machineries	0	1	0	107
LAINNYA	0	0	0	0
SUB TOTAL	0	1	0	107
SAN MARINO				
772 Electrical Apparatus For Making And Breaking Electrical Circuits	0	375	0	5 478
621 Materials Of Rubber	0	25	0	3 613
LAINNYA	0	0	0	0
SUB TOTAL	0	400	0	9 091
GUADELOUPE				
724 Textile/leather Machinery And Parts	0	2	0	592
699 Manufactures Of Base Metals	0	1	0	5
LAINNYA	0	0	0	0
SUB TOTAL	0	3	0	597
SAINT KITTS AND NEVIS				
898 Musical Instrument And Parts/accessories	0	1	0	1
LAINNYA	0	0	0	0
SUB TOTAL	0	1	0	1
UNITED KINGDOM				
282 Waste And Scrap Metal Of Iron/steel	9 650 435	246 437 322	4 439 162	118 015 990
251 Pulp And Waste Paper	38 574 894	317 788 558	10 434 810	82 165 763
782 Motor Vehicle For The Transportation Of Goods	523 202	6 370 070	7 173 621	67 487 456
792 Aircraft And Associated Equipments And Parts	6 511	81 065	1 887 746	47 029 084
723 Civil Engineering And Contractor Plants And Equipments/parts	477 784	3 452 665	4 608 272	41 680 834
LAINNYA	8 045 072	96 720 548	73 915 604	619 474 567
SUB TOTAL	57 277 898	670 850 228	102 459 215	975 853 694

**I.6 IMPOR KOMODITI MENURUT NEGARA ASAL / IMPORT BY COUNTRY OF ORIGIN
DAN LIMA GOLONGAN BARANG (SITC) UTAMA / AND FIVE MAJOR SITC COMMODITY GROUP
** OKTOBER / OCTOBER 2011 ****

Negara Asal/SITC/Uraian Golongan Barang <i>Country of Origin/SITC/group Description</i>	Berat Bersih / <i>Net Weight (Kg)</i>		Nilai CIF / <i>CIF Value (US\$)</i>	
	Bulan ini <i>Current month</i>	Kumulatif <i>Cum. Jan to date</i>	Bulan ini <i>Current month</i>	Kumulatif <i>Cum. Jan to date</i>
NETHERLANDS				
022 Milk,cream, And Milk Products Other Than Butter Or Cheese	2 137 160	24 205 010	6 091 231	63 885 900
251 Pulp And Waste Paper	5 856 713	115 654 980	1 668 042	30 189 130
098 Edible Products And Preparations	404 517	4 102 919	2 097 848	29 979 171
782 Motor Vehicle For The Transportation Of Goods	40 080	3 092 153	356 312	29 672 606
764 Telecommunication Equipments And Parts	6 801	20 545	17 941 691	22 386 115
LAINNYA	15 182 307	116 064 897	48 321 400	465 279 340
SUB TOTAL	23 627 578	263 140 504	76 476 524	641 392 262
FRANCE				
792 Aircraft And Associated Equipments And Parts	70 474	426 856	34 519 772	285 341 893
723 Civil Engineering And Contractor Plants And Equipments/parts	1 284 257	10 644 983	21 911 810	139 378 446
251 Pulp And Waste Paper	14 786 081	129 751 558	10 748 773	93 472 626
772 Electrical Apparatus For Making And Breaking Electrical Circuits	213 734	2 585 629	6 598 246	75 431 636
764 Telecommunication Equipments And Parts	57 288	303 732	5 461 607	74 391 487
LAINNYA	15 576 363	186 555 510	98 393 427	802 365 866
SUB TOTAL	31 988 197	330 268 268	177 633 635	1 470 381 954
GERMANY, FED. REP. OF				
728 Other Machines And Equipment Specialized For Particular Industry	422 791	9 515 715	14 555 155	290 809 895
784 Parts And Accessories Of The Motor Vehicles	1 041 717	14 832 511	9 459 172	116 792 017
745 Other Non-electrical Machinery, Tools, And Mechanical Apparatus	436 615	1 566 356	24 407 040	106 008 768
776 Thermionic, Cold Cathode, And Photo Cathode Valves/tubes	5 185	118 708	8 129 821	100 279 977
781 Passenger Motor Cars	309 243	4 666 807	6 997 801	92 952 441
LAINNYA	55 020 343	625 424 418	208 439 468	2 136 499 978
SUB TOTAL	57 235 894	656 124 515	271 988 457	2 843 343 076
AUSTRIA				
776 Thermionic, Cold Cathode, And Photo Cathode Valves/tubes	18 116	238 620	7 270 896	93 966 907
641 Papers And Paperboards	3 686 835	25 669 799	6 196 596	43 119 046
716 Rotating Electric Plants And Parts	650	639 491	9 575	21 063 694
737 Metalworking Machinery And Parts	333 547	757 757	8 797 238	14 344 139
728 Other Machines And Equipment Specialized For Particular Industry	61 973	368 235	2 161 663	13 616 262
LAINNYA	2 416 464	19 068 454	19 336 084	120 422 385
SUB TOTAL	6 517 585	46 742 356	43 772 052	306 532 433
BELGIUM				
515 Organo-inorganic And Heterocyclic Compounds	1 153 864	14 856 979	5 501 764	62 536 366
251 Pulp And Waste Paper	8 330 374	100 153 843	2 176 217	25 111 618
575 Other Plastics In Primary Forms	458 479	5 494 277	1 899 843	20 972 246
723 Civil Engineering And Contractor Plants And Equipments/parts	499 512	1 986 588	4 973 169	18 864 573
562 Fertilizers, Manufactured	8 029 273	40 721 125	3 710 891	17 733 902
LAINNYA	12 722 682	105 458 010	45 778 659	332 731 766
SUB TOTAL	31 194 184	268 670 822	64 040 543	477 950 471
SWITZERLAND				
714 Engines And Motors, Non-electric And Parts	3 745	69 154	3 836 320	63 672 288
724 Textile/leather Machinery And Parts	145 559	3 102 978	4 622 318	57 800 913
541 Medicinal And Pharmaceutical Products	35 573	484 753	2 856 964	27 024 591
542 Medicaments, Including Veterinary Medicaments	5 204	138 450	1 678 156	23 845 640
533 Pigments, Paints, Varnishes, And Related Materials	20 685	511 599	1 985 305	23 464 769
LAINNYA	2 580 521	50 126 401	26 912 374	282 891 434
SUB TOTAL	2 791 287	54 433 335	41 891 437	478 699 635
LUXEMBOURG				
676 Iron/steel Bars, Rods, Angels, Shaped And Sections	182 083	1 222 693	212 602	2 009 519
741 Heating And Cooling Equipments And Parts	3 832	17 778	59 401	613 880
598 Miscellaneous Chemical Products	952 750	2 611 853	215 295	601 958
728 Other Machines And Equipment Specialized For Particular Industry	2	1 935	2	369 392
749 Non-electric Parts And Accessories Of Machineries	2 465	15 638	51 685	346 214
LAINNYA	15 290	246 277	205 427	1 549 081
SUB TOTAL	1 156 422	4 116 174	744 412	5 490 044
GIBRALTAR				
759 Parts And Accessories For Machine Of Heading 751 Or 752	0	2	0	17
LAINNYA	0	0	0	0
SUB TOTAL	0	2	0	17

I.6 IMPOR KOMODITI MENURUT NEGARA ASAL / IMPORT BY COUNTRY OF ORIGIN
DAN LIMA GOLONGAN BARANG (SITC) UTAMA / AND FIVE MAJOR SITC COMMODITY GROUP
**** OKTOBER / OCTOBER 2011 ****

Negara Asal/SITC/Uraian Golongan Barang <i>Country of Origin/SITC/group Description</i>	Berat Bersih / <i>Net Weight (Kg)</i>		Nilai CIF / <i>CIF Value (US\$)</i>	
	Bulan ini <i>Current month</i>	Kumulatif <i>Cum. Jan to date</i>	Bulan ini <i>Current month</i>	Kumulatif <i>Cum. Jan to date</i>
MONACO				
775 Household Type, Electrical/non-electrical Equipments	0	2 343	0	79 922
553 Perfumery, Cosmetics, And Toilet Preparations	0	1 522	0	59 947
551 Essential Oils, Perfumes, And Flavour Materials	96	2 212	1 155	33 258
515 Organo-inorganic And Heterocyclic Compounds	0	10	0	18 526
759 Parts And Accessories For Machine Of Heading 751 Or 752	0	176	0	15 982
LAINNYA	360	4 430	3 788	73 665
SUB TOTAL	456	10 693	4 943	281 300
DENMARK				
728 Other Machines And Equipment Specialized For Particular Industry	10 847	1 711 612	429 708	38 034 336
542 Medicaments, Including Veterinary Medicaments	3 811	35 510	1 270 436	16 165 221
022 Milk,cream, And Milk Products Other Than Butter Or Cheese	248 350	3 314 825	1 069 155	14 448 301
727 Food Processing Machines And Parts	290	292 248	2 775	12 402 472
793 Ships, Boats, And Floating Structures	3 144	8 025 038	294 600	9 658 185
LAINNYA	1 213 754	10 512 215	4 678 260	60 599 933
SUB TOTAL	1 480 196	23 891 448	7 744 934	151 308 448
NORWAY				
562 Fertilizers, Manufactured	5 554 963	85 385 872	3 258 066	49 667 297
793 Ships, Boats, And Floating Structures	0	15 369 739	0	18 980 240
251 Pulp And Waste Paper	3 122 130	35 875 929	1 021 964	16 238 154
747 Taps, Cocks, And Valves For Pipes	40 599	245 502	1 279 944	12 007 035
744 Mechanical Handling Equipments And Parts	55	438 241	6 231	11 488 222
LAINNYA	1 814 499	22 079 860	5 267 428	83 099 784
SUB TOTAL	10 532 246	159 395 143	10 833 633	191 480 732
SWEDEN				
764 Telecommunication Equipments And Parts	120 663	1 269 059	27 615 540	191 162 265
782 Motor Vehicle For The Transportation Of Goods	1 924 313	13 028 774	19 164 223	131 834 051
641 Papers And Paperboards	2 705 634	34 420 753	3 145 125	40 663 897
783 Road Motor Vehicles	222 974	2 680 398	2 515 687	32 973 418
691 Structures And Parts Of Iron/steel Or Aluminium	585	725 386	5 628	22 520 671
LAINNYA	6 734 767	99 779 773	26 090 314	291 244 334
SUB TOTAL	11 708 936	151 904 143	78 536 517	710 398 636
FINLAND				
764 Telecommunication Equipments And Parts	67 610	767 789	12 752 256	195 602 529
725 Papermill/pulpmill Machinery And Paper Cutting Machines	1 970 965	4 331 644	12 925 965	47 434 728
641 Papers And Paperboards	1 678 879	24 877 486	1 944 348	27 546 445
251 Pulp And Waste Paper	1 681 817	17 409 953	1 532 070	12 140 182
772 Electrical Apparatus For Making And Breaking Electrical Circuits	165 565	272 476	767 761	10 458 798
LAINNYA	924 358	12 646 458	10 411 414	98 382 482
SUB TOTAL	6 489 194	60 305 806	40 333 814	391 565 164
IRELAND				
022 Milk,cream, And Milk Products Other Than Butter Or Cheese	1 786 000	7 073 363	5 391 448	20 550 983
551 Essential Oils, Perfumes, And Flavour Materials	36 809	845 855	503 336	9 950 685
792 Aircraft And Associated Equipments And Parts	0	62 825	0	9 703 431
542 Medicaments, Including Veterinary Medicaments	261	17 528	281 811	7 747 814
098 Edible Products And Preparations	30 529	302 987	348 050	7 030 628
LAINNYA	4 685 844	27 911 813	6 714 089	39 229 203
SUB TOTAL	6 539 443	36 214 371	13 238 734	94 212 744
ITALY				
728 Other Machines And Equipment Specialized For Particular Industry	86 640	2 884 438	1 986 031	71 584 048
745 Other Non-electical Machinery, Tools, And Mechanical Apparatus	36 508	894 295	2 203 588	66 064 062
679 Tubes, Pipes, Hollow Profile, Pipe Fitting Of Iron/steel	245 723	26 030 135	1 924 197	63 788 376
747 Taps, Cocks, And Valves For Pipes	130 692	1 554 123	5 743 944	46 579 067
723 Civil Engineering And Contractor Plants And Equipments/parts	695 203	10 872 344	3 397 126	43 097 470
LAINNYA	18 975 983	278 240 521	65 556 150	704 466 248
SUB TOTAL	20 170 749	320 475 856	80 811 036	995 579 271
SPAIN				
728 Other Machines And Equipment Specialized For Particular Industry	672	1 362 379	40 041	25 888 431
533 Pigments, Paints, Varnishes, And Related Materials	769 165	10 194 740	1 498 754	18 258 018
782 Motor Vehicle For The Transportation Of Goods	278 702	1 375 061	3 898 491	17 942 650
625 Rubber Tyre,tyre Cases,tyre Treads,inner Tubes, And Tyre Flaps	294 775	1 412 949	2 976 357	12 712 465
251 Pulp And Waste Paper	315 808	32 470 577	443 421	11 618 506
LAINNYA	4 227 145	50 761 433	25 991 873	233 367 739
SUB TOTAL	5 886 267	97 577 139	34 848 937	319 787 809

**I.6 IMPOR KOMODITI MENURUT NEGARA ASAL / IMPORT BY COUNTRY OF ORIGIN
DAN LIMA GOLONGAN BARANG (SITC) UTAMA / AND FIVE MAJOR SITC COMMODITY GROUP
** OKTOBER / OCTOBER 2011 ****

Negara Asal/SITC/Uraian Golongan Barang <i>Country of Origin/SITC/group Description</i>	Berat Bersih / <i>Net Weight (Kg)</i>		Nilai CIF / <i>CIF Value (US\$)</i>	
	Bulan ini <i>Current month</i>	Kumulatif <i>Cum. Jan to date</i>	Bulan ini <i>Current month</i>	Kumulatif <i>Cum. Jan to date</i>
PORTUGAL				
793 Ships, Boats, And Floating Structures	0	13 293 151	0	26 882 507
845 Articles Of Apparel	5 638	53 982	367 990	3 816 635
893 Article Of Plastics	5 986	103 663	91 423	1 345 759
842 Women's Coats/Jacket, Not Knitted	1 575	10 545	121 728	959 450
898 Musical Instrument And Parts/accessories	1 908	3 647	420 000	771 110
LAINNYA	313 501	6 629 746	616 353	9 298 957
SUB TOTAL	328 608	20 094 734	1 617 494	43 074 418
ICELAND				
671 Pig Iron,spiegeleisen,sponge Iron, And Ferro-alloys	80 051	530 481	278 643	1 760 848
542 Medicaments, Including Veterinary Medicaments	1 316	2 227	399 587	546 233
411 Animal Oils And Fats	7 980	74 870	39 397	322 719
742 Pumps For Liquid And Parts	0	550	0	6 637
845 Articles Of Apparel	0	70	0	6 093
LAINNYA	13	172	1 137	9 872
SUB TOTAL	89 360	608 370	718 764	2 652 402
MONTSERRAT				
743 Pumps, Compressors, Fans, Blowers, Centrifuges, And Parts	0	534	0	54 199
LAINNYA	0	0	0	0
SUB TOTAL	0	534	0	54 199
GREECE				
263 Cotton	150 330	5 675 003	460 671	15 609 410
251 Pulp And Waste Paper	8 469 836	58 707 707	2 279 324	14 809 854
121 Tobacco, Unmanufactured And Refused	637 560	1 399 437	4 670 542	10 106 706
771 Electric Power Machinery And Parts	11 942	116 189	133 147	1 315 735
629 Articles Of Rubbers	7 072	225 883	71 284	932 209
LAINNYA	347 718	4 513 967	430 085	5 464 041
SUB TOTAL	9 624 458	70 638 186	8 045 053	48 237 955
ANDORRA				
749 Non-electric Parts And Accessories Of Machineries	0	23 660	0	213 332
571 Polymers Of Ethylene In Primary Forms	0	51 000	0	155 550
652 Cotton Fabrics, Woven	0	11 265	0	140 445
748 Transmission Shafts And Cranks	11	11	4 053	4 053
764 Telecommunication Equipments And Parts	0	13	0	3 664
LAINNYA	53	91	3 103	7 324
SUB TOTAL	64	86 040	7 156	524 368
LIECHTENSTEIN				
533 Pigments, Paints, Varnishes, And Related Materials	0	8 551	0	46 970
772 Electrical Apparatus For Making And Breaking Electrical Circuits	0	269	0	20 633
846 Clothing Accessories Of Textiles Fabrics	0	4	0	1 488
747 Taps, Cocks, And Valves For Pipes	0	40	0	1 196
874 Measuring, Checking, Analysing, And Controlling Instrument And Apparatus	0	1	0	756
LAINNYA	0	21	0	1 022
SUB TOTAL	0	8 886	0	72 065
DEMOCRATIC REP. OF THE CONGO				
292 Crude Vegetable Materials	0	1 157 702	0	2 703 855
899 Other Miscellaneous Manufactured Articles	0	47	0	70
LAINNYA	0	0	0	0
SUB TOTAL	0	1 157 749	0	2 703 925
HUNGARY				
764 Telecommunication Equipments And Parts	70 338	442 308	42 327 342	199 724 819
792 Aircraft And Associated Equipments And Parts	61 000	122 000	23 000 000	46 000 000
776 Thermionic, Cold Cathode, And Photo Cathode Valves/tubes	101	31 469	5 481	12 636 580
778 Electrical Machinery And Apparatus	16 913	205 964	575 238	5 154 782
541 Medicinal And Pharmaceutical Products	1 320	14 957	389 026	3 247 752
LAINNYA	68 645	1 585 386	1 024 750	22 240 898
SUB TOTAL	218 317	2 402 084	67 321 837	289 004 831
POLAND				
515 Organo-inorganic And Heterocyclic Compounds	1 000 573	5 636 255	3 443 816	18 294 859
022 Milk,cream, And Milk Products Other Than Butter Or Cheese	850 000	6 348 000	1 457 965	11 981 231

**I.6 IMPOR KOMODITI MENURUT NEGARA ASAL / IMPORT BY COUNTRY OF ORIGIN
DAN LIMA GOLONGAN BARANG (SITC) UTAMA / AND FIVE MAJOR SITC COMMODITY GROUP
** OKTOBER / OCTOBER 2011 ****

Negara Asal/SITC/Uraian Golongan Barang <i>Country of Origin/SITC/group Description</i>	Berat Bersih / <i>Net Weight (Kg)</i>		Nilai CIF / <i>CIF Value (US\$)</i>	
	Bulan ini <i>Current month</i>	Kumulatif <i>Cum. Jan to date</i>	Bulan ini <i>Current month</i>	Kumulatif <i>Cum. Jan to date</i>
725 Papermill/pulpmill Machinery And Paper Cutting Machines	0	482 618	0	8 946 840
232 Synthetic Rubber Latex, Synthetic/reclaimed Rubber	361 412	2 619 861	1 108 565	6 944 529
553 Perfumery, Cosmetics, And Toilet Preparations	20 535	499 652	291 429	6 004 297
LAINNYA	3 804 721	19 595 787	3 802 741	34 617 997
SUB TOTAL	6 037 241	35 182 173	10 104 516	86 789 753
ROMANIA				
041 Wheat And Meslin, Unmilled	33 000 000	33 000 000	13 037 970	13 037 970
764 Telecommunication Equipments And Parts	3 537	16 998	1 233 592	5 709 252
728 Other Machines And Equipment Specialized For Particular Industry	930 645	2 829 709	681 432	4 894 553
679 Tubes, Pipes, Hollow Profile, Pipe Fitting Of Iron/steel	0	993 874	0	1 259 969
746 Ball Or Roller Bearings	9 212	92 958	118 243	1 152 449
LAINNYA	161 839	3 198 041	655 244	8 150 364
SUB TOTAL	34 105 233	40 131 580	15 726 481	34 204 557
BULGARIA				
523 Metallicsalts And Peroxysalts	14 992 254	64 076 947	3 751 309	14 962 687
075 Spices	2 103 800	9 562 100	767 145	3 281 622
772 Electrical Apparatus For Making And Breaking Electrical Circuits	11 031	82 827	262 750	2 264 972
776 Thermionic, Cold Cathode, And Photo Cathode Valves/tubes	14	191	38 295	1 051 895
891 Arms And Ammunitions	0	48 182	0	989 832
LAINNYA	724 008	2 834 686	677 167	5 986 788
SUB TOTAL	17 831 107	76 604 933	5 496 666	28 537 796
SERBIA				
746 Ball Or Roller Bearings	0	62	0	995
784 Parts And Accessories Of The Motor Vehicles	0	8	0	657
748 Transmission Shafts And Cranks	0	125	0	290
737 Metalworking Machinery And Parts	0	17	0	52
LAINNYA	0	0	0	0
SUB TOTAL	0	212	0	1 994
ALBANIA				
671 Pig Iron,spiegeleisen,sponge Iron, And Ferro-alloys	49 930	271 810	82 438	482 690
845 Articles Of Apparel	242	876	15 525	56 309
851 Footwears	68	668	3 649	33 051
551 Essential Oils, Perfumes, And Flavour Materials	0	114	0	1 681
874 Measuring, Checking, Analysing, And Controlling Instrument And Appai	0	1	0	1 249
LAINNYA	0	1	0	427
SUB TOTAL	50 240	273 470	101 612	575 407
ARMENIA				
892 Printed Matter	0	1	0	3
LAINNYA	0	0	0	0
SUB TOTAL	0	1	0	3
AZERBAIJAN				
333 Petroleum Oil, Crude	0	1 920 354 824	0	1 648 906 410
263 Cotton	0	97 920	0	186 300
678 Wire Of Iron/steel	0	1	0	192
LAINNYA	0	0	0	0
SUB TOTAL	0	1 920 452 745	0	1 649 092 902
BELARUS				
562 Fertilizers, Manufactured	824 685	262 557 283	428 341	119 543 246
625 Rubber Tyre,tyre Cases,tyre Treads,inner Tubes, And Tyre Flaps	213 603	1 581 900	832 425	6 885 097
871 Optical Instrument And Apparatus	221	248	84 624	87 439
872 Medical Instruments And Appliances	214	746	18 189	67 325
695 Tools For Used In The Hand Or In Machines	0	630	0	12 861
LAINNYA	11	19	505	717
SUB TOTAL	1 038 734	264 140 826	1 364 084	126 596 685
KAZAKHSTAN				
686 Zinc	593 393	4 745 621	1 262 696	10 743 783
673 Flat Rolled Products, Not Clad	0	12 129 570	0	9 473 194
685 Lead	0	591 521	0	1 678 008
263 Cotton	0	95 232	0	196 303
723 Civil Engineering And Contractor Plants And Equipments/parts	0	133	0	8 903
LAINNYA	9	32	4 642	12 326
SUB TOTAL	593 402	17 562 109	1 267 338	22 112 517

**I.6 IMPOR KOMODITI MENURUT NEGARA ASAL / IMPORT BY COUNTRY OF ORIGIN
DAN LIMA GOLONGAN BARANG (SITC) UTAMA / AND FIVE MAJOR SITC COMMODITY GROUP
** OKTOBER / OCTOBER 2011 ****

Negara Asal/SITC/Uraian Golongan Barang <i>Country of Origin/SITC/group Description</i>	Berat Bersih / <i>Net Weight (Kg)</i>		Nilai CIF / <i>CIF Value (US\$)</i>	
	Bulan ini <i>Current month</i>	Kumulatif <i>Cum. Jan to date</i>	Bulan ini <i>Current month</i>	Kumulatif <i>Cum. Jan to date</i>
KYRGYZSTAN				
575 Other Plastics In Primary Forms	206 765	235 251	337 027	440 497
682 Copper	0	23 009	0	224 660
121 Tobacco, Unmanufactured And Refused	0	39 475	0	155 925
572 Polimers Of Styrene In Primary Forms	0	18 960	0	118 614
232 Synthetic Rubber Latex, Synthetic/reclaimed Rubber	41 980	84 140	36 733	88 038
LAINNYA	1 010	122 260	15 978	399 942
SUB TOTAL	249 755	523 095	389 738	1 427 676
MOLDOVA, REPUBLIC OF				
699 Manufactures Of Base Metals	0	15 869	0	67 098
873 Meters And Counters	0	843	0	56 891
842 Women's Coats/jacket, Not Knitted	164	536	7 021	21 475
679 Tubes, Pipes, Hollow Profile, Pipe Fitting Of Iron/steel	0	2 470	0	10 381
844 Women's Coats/jackets, Knitted	89	209	3 659	9 813
LAINNYA	210	311	6 857	12 364
SUB TOTAL	463	20 238	17 537	178 022
TAJKISTAN				
684 Alumunium	0	958 314	0	2 011 601
522 Inorganic Chemical Elements, Oxides And Halogen Salts	0	35 910	0	33 576
LAINNYA	0	0	0	0
SUB TOTAL	0	994 224	0	2 045 177
TURKMENISTAN				
263 Cotton	0	150 312	0	428 382
682 Copper	0	2 619	0	29 341
842 Women's Coats/jacket, Not Knitted	17	171	873	9 126
841 Men's Coats/jackets, Not Knitted	81	208	3 553	8 711
LAINNYA	0	0	0	0
SUB TOTAL	98	153 310	4 426	475 560
UKRAINE				
672 Ingots And Other Iron/steel In Primary Forms	53 910 061	628 082 030	35 985 231	437 338 279
673 Flat Rolled Products, Not Clad	12 958 182	79 326 272	11 214 737	73 714 956
675 Flat Rolled Products And Alloy Steels	11 257	57 341 161	13 282	50 740 863
562 Fertilizers, Manufactured	0	54 997 293	0	22 966 863
334 Petroleum Products, Refined	0	10 097 930	0	15 970 926
LAINNYA	4 207 760	36 180 899	2 886 209	28 348 523
SUB TOTAL	71 087 260	866 025 585	50 099 459	629 080 410
UZBEKISTAN				
523 Metallicsalts And Peroxysalts	42 000	486 000	126 525	1 301 895
263 Cotton	0	219 635	0	403 103
651 Textile Yarns	144	60 156	1 292	241 337
611 Leathers	0	19 700	0	87 416
292 Crude Vegetable Materials	17 000	17 000	68 000	68 000
LAINNYA	36	2 211	336	20 565
SUB TOTAL	59 180	804 702	196 153	2 122 316
LITHUANIA				
562 Fertilizers, Manufactured	0	19 500 000	0	8 658 200
282 Waste And Scrap Metal Of Iron/steel	0	6 999 400	0	3 173 176
625 Rubber Tyre, tyre Cases, tyre Treads, inner Tubes, And Tyre Flaps	0	275 070	0	1 940 548
512 Alcohols, phenols, phenol-alcohols And Their Halogenated	0	194 447	0	652 040
022 Milk, cream, And Milk Products Other Than Butter Or Cheese	75 000	259 000	110 375	303 599
LAINNYA	78 526	342 216	155 364	438 842
SUB TOTAL	153 526	27 570 133	265 739	15 166 405
LATVIA				
562 Fertilizers, Manufactured	0	32 985 850	0	15 734 250
282 Waste And Scrap Metal Of Iron/steel	969 280	8 961 825	464 913	4 338 786
232 Synthetic Rubber Latex, Synthetic/reclaimed Rubber	0	334 800	0	1 810 620
679 Tubes, Pipes, Hollow Profile, Pipe Fitting Of Iron/steel	0	119 683	0	484 229
699 Manufactures Of Base Metals	11	22 772	630	137 590
LAINNYA	192	106 150	3 682	308 678
SUB TOTAL	969 483	42 531 080	469 225	22 814 153

**I.6 IMPOR KOMODITI MENURUT NEGARA ASAL / IMPORT BY COUNTRY OF ORIGIN
DAN LIMA GOLONGAN BARANG (SITC) UTAMA / AND FIVE MAJOR SITC COMMODITY GROUP
** OKTOBER / OCTOBER 2011 ****

Negara Asal/SITC/Uraian Golongan Barang <i>Country of Origin/SITC/group Description</i>	Berat Bersih / <i>Net Weight (Kg)</i>		Nilai CIF / <i>CIF Value (US\$)</i>	
	Bulan ini <i>Current month</i>	Kumulatif <i>Cum. Jan to date</i>	Bulan ini <i>Current month</i>	Kumulatif <i>Cum. Jan to date</i>
ESTONIA				
282 Waste And Scrap Metal Of Iron/steel	0	1 768 120	0	789 235
764 Telecommunication Equipments And Parts	109	44 090	7 161	571 566
641 Papers And Paperboards	0	259 344	0	337 158
251 Pulp And Waste Paper	0	340 850	0	165 052
725 Papermill/pulpmill Machinery And Paper Cutting Machines	0	1 278	0	147 000
LAINNYA	2 958	73 778	190 041	470 446
SUB TOTAL	3 067	2 487 460	197 202	2 480 457
GEORGIA				
792 Aircraft And Associated Equipments And Parts	0	3 900	0	2 040 654
288 Non-ferrous Base Metal Waste And Scraps	0	111 570	0	672 177
685 Lead	0	124 750	0	282 628
282 Waste And Scrap Metal Of Iron/steel	0	664 320	0	261 082
629 Articles Of Rubbers	0	640	0	71 924
LAINNYA	1 713	9 638	31 267	167 171
SUB TOTAL	1 713	914 818	31 267	3 495 636
CROATIA				
737 Metalworking Machinery And Parts	45 225	238 715	187 512	1 603 723
121 Tobacco, Unmanufactured And Refused	0	217 800	0	604 890
248 Wood, simply Worked And Railway Sleeper Of Wood	264 860	687 975	167 853	489 687
791 Railway Vehicles And Associated Equipments	0	692	0	195 427
661 Lime, cement And Fabricated Construction Materials	63 000	377 999	29 610	195 195
LAINNYA	2 322	67 897	140 003	538 270
SUB TOTAL	375 407	1 591 078	524 978	3 627 192
BOSNIA AND HERZEGOVINA				
851 Footwears	0	8 770	0	82 405
248 Wood, simply Worked And Railway Sleeper Of Wood	0	46 303	0	46 226
775 Household Type, Electrical/non-electrical Equipments	0	176	0	4 760
743 Pumps, Compressors, Fans, Blowers, Centrifuges, And Parts	4	67	159	3 423
874 Measuring, Checking, Analysing, And Controlling Instrument And Apparatus	2	17	100	658
LAINNYA	7	23	326	1 019
SUB TOTAL	13	55 356	585	138 491
MALTA				
793 Ships, Boats, And Floating Structures	8 714 000	20 630 000	5 631 710	13 056 710
542 Medicaments, Including Veterinary Medicaments	607	3 413	365 211	1 493 675
251 Pulp And Waste Paper	263 540	1 752 820	75 109	480 761
282 Waste And Scrap Metal Of Iron/steel	0	729 610	0	336 264
741 Heating And Cooling Equipments And Parts	67	2 624	1 033	58 540
LAINNYA	71	2 991	4 800	71 509
SUB TOTAL	8 978 285	23 121 458	6 077 863	15 497 459
SLOVAKIA				
764 Telecommunication Equipments And Parts	3 180	5 036	939 804	1 441 010
772 Electrical Apparatus For Making And Breaking Electrical Circuits	916	13 474	58 231	1 170 042
778 Electrical Machinery And Apparatus	9 623	83 458	42 053	929 805
776 Thermionic, Cold Cathode, And Photo Cathode Valves/tubes	2	5 323	1 357	702 747
514 Nitrogen-function Compounds	80 000	272 000	158 220	524 760
LAINNYA	21 082	953 573	339 830	3 912 441
SUB TOTAL	114 803	1 332 864	1 539 495	8 680 805
SLOVENIA				
737 Metalworking Machinery And Parts	109 400	1 497 077	453 828	6 513 690
641 Papers And Paperboards	79 496	907 921	471 208	5 953 825
542 Medicaments, Including Veterinary Medicaments	1 565	4 812	165 234	1 840 085
541 Medicinal And Pharmaceutical Products	0	11 701	0	1 279 750
778 Electrical Machinery And Apparatus	746	219 606	21 242	1 088 908
LAINNYA	169 243	1 428 797	962 983	7 133 833
SUB TOTAL	360 450	4 069 914	2 074 495	23 810 091
CZECH REPUBLIC				
251 Pulp And Waste Paper	1 000 074	11 754 587	988 288	12 545 081
772 Electrical Apparatus For Making And Breaking Electrical Circuits	35 434	240 374	2 415 262	11 159 650
514 Nitrogen-function Compounds	142 800	2 276 400	307 020	4 703 798
764 Telecommunication Equipments And Parts	16 982	174 053	376 002	4 453 303
778 Electrical Machinery And Apparatus	1 420	49 087	316 693	3 867 969
LAINNYA	402 028	4 258 173	3 172 132	32 266 432
SUB TOTAL	1 598 738	18 752 674	7 575 397	68 996 233

**I.6 IMPOR KOMODITI MENURUT NEGARA ASAL / IMPORT BY COUNTRY OF ORIGIN
DAN LIMA GOLONGAN BARANG (SITC) UTAMA / AND FIVE MAJOR SITC COMMODITY GROUP
** OKTOBER / OCTOBER 2011 ****

Negara Asal/SITC/Uraian Golongan Barang <i>Country of Origin/SITC/group Description</i>	Berat Bersih / <i>Net Weight (Kg)</i>		Nilai CIF / <i>CIF Value (US\$)</i>	
	Bulan ini <i>Current month</i>	Kumulatif <i>Cum. Jan to date</i>	Bulan ini <i>Current month</i>	Kumulatif <i>Cum. Jan to date</i>
SOUTH GEORGIA AND THE SOUTH SA				
778 Electrical Machinery And Apparatus	0	495	0	54 523
554 Soap,cleansing And Polishing Preparations	0	1 656	0	4 039
893 Article Of Plastics	0	87	0	3 737
776 Thermionic, Cold Cathode, And Photo Cathode Valves/tubes	0	4	0	401
746 Ball Or Roller Bearings	0	1	0	19
LAINNYA	0	0	0	0
SUB TOTAL	0	2 243	0	62 719
REP. OF MACEDONIA				
121 Tobacco, Unmanufactured And Refused	723	1 850	6 526	16 454
679 Tubes, Pipes, Hollow Profile, Pipe Fitting Of Iron/steel	0	401	0	14 724
842 Women's Coats/jacket, Not Knitted	8	207	388	8 065
845 Articles Of Apparel	0	22	0	5 806
075 Spices	0	732	0	1 853
LAINNYA	4	37	124	1 272
SUB TOTAL	735	3 249	7 038	48 174
FAEROE ISLANDS				
851 Footwears	0	5	0	5
LAINNYA	0	0	0	0
SUB TOTAL	0	5	0	5
RUSSIA FEDERATION				
562 Fertilizers, Manufactured	62 279 388	830 424 319	33 616 008	360 999 796
672 Ingots And Other Iron/steel In Primary Forms	18 575 550	556 179 112	12 366 323	359 971 345
333 Petroleum Oil, Crude	0	237 230 930	0	202 908 421
792 Aircraft And Associated Equipments And Parts	255	56 848	853 524	63 757 776
334 Petroleum Products, Refined	0	54 986 492	0	46 048 389
LAINNYA	14 627 950	175 073 426	16 468 517	210 317 225
SUB TOTAL	95 483 143	1 853 951 127	63 304 372	1 244 002 952
SERBIA				
891 Arms And Ammunitions	0	94 931	0	7 135 119
098 Edible Products And Preparations	4 000	6 000	72 000	108 000
511 Hydrocarbon And Their Halogenated, Nitrated Derivatives	0	23 200	0	46 864
697 Household Equipment Of Base Metals	0	4 037	0	40 635
522 Inorganic Chemical Elements, Oxides And Halogen Salts	0	200	0	37 600
LAINNYA	78	22 726	1 613	34 750
SUB TOTAL	4 078	151 094	73 613	7 402 968
MONTENEGRO				
748 Transmission Shafts And Cranks	0	17	0	1 279
LAINNYA	0	0	0	0
SUB TOTAL	0	17	0	1 279

I.7 IMPOR KOMODITI TERTENTU MENURUT NEGARA ASAL UTAMA
CERTAIN COMMODITIES IMPORT BY MAIN COUNTRY OF ORIGIN
****OKTOBER / OCTOBER 2011 ****

Komoditi Commodity	Negara Asal Country of Origin	Berat Bersih / Net Weight (Kg)		Nilai CIF / CIF Value (US\$)	
		Bulan ini Current month	Kumulatif Cum. Jan to date	Bulan ini Current month	Kumulatif Cum. Jan to date
Beras	VIET NAM	270 965 940	1 409 383 171	147 399 536	732 655 734
	THAILAND	22 993 200	743 224 909	14 525 621	411 173 904
	INDIA	25 000	1 795 689	23 400	5 369 961
	CHINA	0	1 869 712	0	5 088 370
	UNITED STATES	132 826	1 536 580	156 984	1 865 142
	OTHERS	2 045 500	9 025 536	572 621	3 951 977
	Sub Total		296 162 466	2 166 835 597	162 678 162
Jagung	ARGENTINA	9 206 618	1 062 633 919	3 081 996	353 177 054
	INDIA	57 062 375	1 046 652 025	18 658 247	324 446 031
	UNITED STATES	2 217 159	409 843 883	812 890	133 358 945
	BRAZIL	0	199 050 313	0	59 964 579
	THAILAND	30 631 550	58 437 570	10 085 498	24 057 883
	OTHERS	35 243 515	139 763 323	10 688 485	43 631 572
	Sub Total		134 361 217	2 916 381 033	43 327 116
Kedelai	UNITED STATES	183 580 318	1 516 733 864	105 563 590	877 118 431
	MALAYSIA	10 077 708	99 345 045	9 528 569	96 760 062
	ARGENTINA	0	37 887 210	0	21 635 757
	URUGUAY	296 568	16 825 281	171 081	9 576 190
	BRAZIL	0	13 550 000	0	7 740 438
	OTHERS	61 200	15 214 123	49 776	10 059 172
Sub Total		194 015 794	1 699 555 523	115 313 016	1 022 890 050
Biji Gandum dan Meslin	AUSTRALIA	214 107 942	3 136 653 828	78 088 045	1 170 706 669
	CANADA	91 592 410	837 835 227	44 552 592	382 012 336
	UNITED STATES	20 665 651	647 910 015	7 331 774	266 591 211
	ROMANIA	33 000 000	33 000 000	13 037 970	13 037 970
	PAKISTAN	1 479 990	29 521 849	479 047	10 073 461
	OTHERS	6 369 200	39 740 481	1 873 922	13 515 467
	Sub Total		367 215 193	4 724 661 400	145 363 350
Tepung terigu	TURKEY	39 570 500	313 132 294	13 971 198	114 241 090
	SRI LANKA	14 085 000	171 927 520	7 420 680	87 050 566
	BELGIUM	1 425 000	19 063 250	712 400	9 523 405
	UKRAINE	3 176 000	20 539 000	1 121 760	7 374 672
	AUSTRALIA	1 739 950	12 041 900	836 126	5 882 589
	OTHERS	933 600	14 895 033	310 828	5 899 612
	Sub Total		60 930 050	551 598 997	24 372 992
Gula Pasir	INDIA	0	69 429 000	0	53 191 098
	THAILAND	0	60 884 000	0	46 828 047
	AUSTRALIA	1 680 611	13 692 375	1 550 502	13 299 164
	MALAYSIA	600 000	10 050 600	499 032	8 336 538
	UNITED ARAB EMIRATES	8	7 000 088	10	5 240 308
	OTHERS	1 152 840	8 532 774	1 146 564	7 945 968
Sub Total		3 433 459	169 588 837	3 196 108	134 841 123
Gula Tebu	THAILAND	7 900 000	960 318 000	5 322 777	676 858 571
	BRAZIL	88 847 508	553 594 493	51 013 535	364 792 167
	AUSTRALIA	65 000 000	225 228 000	47 600 335	154 707 906
	GUATEMALA	0	50 350 000	0	35 308 890
	INDIA	0	48 750 000	0	35 234 421
	OTHERS	13 002 050	53 002 050	8 754 790	36 457 495
Sub Total		174 749 558	1 891 242 543	112 691 437	1 303 359 450

I.7 IMPOR KOMODITI TERTENTU MENURUT NEGARA ASAL UTAMA
CERTAIN COMMODITIES IMPORT BY MAIN COUNTRY OF ORIGIN
****OKTOBER / OCTOBER 2011 ****

Komoditi Commodity	Negara Asal Country of Origin	Berat Bersih / Net Weight (Kg)		Nilai CIF / CIF Value (US\$)	
		Bulan ini Current month	Kumulatif Cum. Jan to date	Bulan ini Current month	Kumulatif Cum. Jan to date
Daging Sejenis Lembu					
	AUSTRALIA	6 276 899	46 460 574	20 275 731	151 341 980
	NEW ZEALAND	2 295 638	24 646 727	8 255 559	83 021 725
	UNITED STATES	858 229	8 599 068	2 481 569	16 620 845
	CANADA	0	323 386	0	622 517
	SINGAPORE	0	55 945	0	169 148
	OTHERS	0	0	0	0
	Sub Total	9 430 766	80 085 700	31 012 859	251 776 215
Daging Ayam					
	MALAYSIA	0	8 980	0	29 236
	OTHERS	0	0	0	0
	Sub Total	0	8 980	0	29 236
Garam					
	AUSTRALIA	108 650 000	1 528 748 040	5 210 429	76 992 161
	INDIA	42 000 000	932 623 836	1 753 500	50 321 109
	SINGAPORE	0	24 000 000	0	1 404 000
	NEW ZEALAND	216 000	1 007 964	84 120	358 320
	GERMANY, FED. REP. OF	44 941	373 984	35 463	354 716
	OTHERS	116	474 033	1 920	178 728
	Sub Total	150 911 057	2 487 227 857	7 085 432	129 609 034
Mentega					
	NEW ZEALAND	1 260 739	6 668 533	6 805 791	38 234 039
	BELGIUM	169 491	1 862 372	1 221 695	12 627 236
	AUSTRALIA	111 275	1 223 538	604 050	6 328 342
	UNITED STATES	0	855 908	0	5 794 320
	NETHERLANDS	75 293	870 453	556 787	5 422 082
	OTHERS	109 258	1 348 179	644 114	7 132 199
	Sub Total	1 726 056	12 828 983	9 832 437	75 538 218
Minyak Goreng					
	MALAYSIA	1 501 049	38 252 954	2 402 116	48 824 792
	THAILAND	0	642 327	0	1 031 953
	SINGAPORE	89 226	447 715	165 882	853 592
	UNITED STATES	16 978	202 285	36 825	395 593
	KOREA, REPUBLIC OF	469	169 732	1 638	351 011
	OTHERS	20 293	273 577	30 641	524 672
	Sub Total	1 628 015	39 988 590	2 637 102	51 981 613
Susu					
	NEW ZEALAND	5 539 085	49 334 032	24 121 180	221 421 509
	UNITED STATES	4 798 700	42 177 634	16 566 967	133 421 882
	AUSTRALIA	2 792 400	35 828 970	10 657 104	127 133 189
	PHILIPPINES	625 403	4 932 034	4 181 647	30 223 527
	SINGAPORE	190 539	2 935 298	1 512 683	25 212 717
	OTHERS	6 263 867	38 727 752	20 957 339	133 379 013
	Sub Total	20 209 994	173 935 720	77 996 920	670 791 837
Bawang Merah					
	THAILAND	329 381	66 645 760	294 481	34 289 074
	VIET NAM	0	42 377 176	0	19 368 275
	INDIA	766 973	24 914 826	331 600	10 076 558
	PHILIPPINES	0	11 826 244	0	5 312 636
	MALAYSIA	286 351	5 471 605	233 097	4 214 864
	OTHERS	938 968	4 943 717	409 072	2 212 051
	Sub Total	2 321 673	156 179 328	1 268 250	75 473 458

I.7 IMPOR KOMODITI TERTENTU MENURUT NEGARA ASAL UTAMA
CERTAIN COMMODITIES IMPORT BY MAIN COUNTRY OF ORIGIN
****OKTOBER / OCTOBER 2011 ****

Komoditi Commodity	Negara Asal Country of Origin	Berat Bersih / Net Weight (Kg)		Nilai CIF / CIF Value (US\$)	
		Bulan ini Current month	Kumulatif Cum. Jan to date	Bulan ini Current month	Kumulatif Cum. Jan to date
Bawang putih	CHINA	10 911 063	356 883 397	5 937 616	237 559 993
	TAIWAN	1 297 730	5 893 160	669 165	3 456 859
	MALAYSIA	133 962	1 178 700	126 831	1 139 252
	THAILAND	31 755	200 797	29 849	126 861
	SINGAPORE	0	80 590	0	126 768
	OTHERS	0	28 000	0	10 341
	Sub Total		12 374 510	364 264 644	6 763 461
Telur Unggas	AUSTRIA	0	5	0	415
	OTHERS	0	0	0	0
	Sub Total	0	5	0	415
Kelapa	VIET NAM	211 205	1 108 971	1 775 132	8 300 257
	MOZAMBIQUE	0	2 470 215	0	3 761 214
	BENIN	0	1 327 890	0	1 715 140
	THAILAND	72 682	577 197	57 861	522 405
	PHILIPPINES	10 512	53 577	32 924	151 254
	OTHERS	35 373	256 704	8 464	127 010
	Sub Total	329 772	5 794 554	1 874 381	14 577 280
Kelapa Sawit	PAPUA NEW GUINEA	0	7 425	0	1 011 660
	MALAYSIA	0	3 647	0	664 726
	THAILAND	0	1 026	0	124 310
	UNITED KINGDOM	0	177	0	34 228
	INDIA	0	38 920	0	19 890
	OTHERS	0	0	0	0
	Sub Total	0	51 195	0	1 854 814
Lada	VIET NAM	77 500	1 137 057	683 600	3 799 121
	MALAYSIA	314 543	2 042 236	1 327 755	3 791 350
	CHINA	118 000	334 441	42 739	275 453
	JAPAN	0	237	0	67 506
	NETHERLANDS	0	5 023	0	34 610
	OTHERS	3 104	9 808	18 791	87 739
	Sub Total	513 147	3 528 802	2 072 885	8 055 779
Teh	VIET NAM	1 695 402	8 166 777	1 713 320	8 330 585
	KENYA	146 514	1 633 052	476 009	5 094 265
	INDIA	222 121	1 117 764	404 560	2 025 261
	ARGENTINA	24 000	1 164 800	37 680	1 425 136
	CHINA	92 000	538 703	174 980	1 003 091
	OTHERS	202 266	1 494 947	638 850	3 557 260
	Sub Total	2 382 303	14 116 043	3 445 399	21 435 598
Kopi	VIET NAM	57 600	5 053 019	142 272	10 910 663
	BRAZIL	115 200	1 345 410	703 582	7 573 423
	INDONESIA	981 360	1 944 476	1 862 810	3 732 928
	THAILAND	420	342 415	352	1 715 932
	INDIA	0	564 800	0	1 501 906
	OTHERS	405 712	2 369 181	1 067 414	7 810 793
	Sub Total	1 560 292	11 619 301	3 776 430	33 245 645
Cengkeh	MADAGASCAR	1 868 473	11 531 929	48 480 170	262 421 031
	TANZANIA, UNITED REPUBLIC OF	2 033 003	2 392 643	55 588 888	65 427 558
	BRAZIL	321 255	321 255	7 535 755	7 535 755
	SINGAPORE	58 183	246 833	943 285	2 744 390
	VIET NAM	0	9 766	0	65 432
	OTHERS	0	20 000	0	9 900
	Sub Total	4 280 914	14 522 426	112 548 098	338 204 066

I.7 IMPOR KOMODITI TERTENTU MENURUT NEGARA ASAL UTAMA
CERTAIN COMMODITIES IMPORT BY MAIN COUNTRY OF ORIGIN
****OKTOBER / OCTOBER 2011 ****

Komoditi Commodity	Negara Asal Country of Origin	Berat Bersih / Net Weight (Kg)		Nilai CIF / CIF Value (US\$)	
		Bulan ini Current month	Kumulatif Cum. Jan to date	Bulan ini Current month	Kumulatif Cum. Jan to date
Kakao					
	GHANA	0	4 100 683	0	14 211 168
	COTE D'IVOIRE	0	3 413 350	0	11 444 204
	PAPUA NEW GUINEA	120 000	3 039 979	370 028	9 981 002
	SOLOMON ISLANDS	255 000	2 595 000	763 181	7 990 016
	CAMEROON	204 814	1 852 181	732 982	5 979 048
	OTHERS	0	1 032 210	0	3 457 735
	Sub Total	579 814	16 033 403	1 866 191	53 063 173
Cabe (segar-dingin)					
	VIET NAM	0	4 083 048	0	3 875 509
	THAILAND	0	1 435 789	0	1 226 675
	CHINA	14 780	917 464	15 240	927 488
	INDIA	1	770 651	3	639 578
	AUSTRALIA	0	5 929	0	24 707
	OTHERS	0	42 191	0	31 687
	Sub Total	14 781	7 255 072	15 243	6 725 644
Cabe (kering-tumbuk)					
	INDIA	683 423	10 533 215	655 633	8 449 690
	CHINA	171 495	3 850 994	156 046	4 398 699
	MALAYSIA	143 716	2 046 319	133 564	1 702 290
	THAILAND	21 955	404 314	38 504	401 689
	GERMANY, FED. REP. OF	0	19 422	0	105 807
	OTHERS	34 876	274 348	44 391	315 597
	Sub Total	1 055 465	17 128 612	1 028 138	15 373 772
Cabe (awet sementara)					
	THAILAND	0	573 250	0	533 608
	VIET NAM	0	119 372	0	190 995
	INDIA	0	103 600	0	65 210
	OTHERS	0	0	0	0
	Sub Total	0	796 222	0	789 813
Tembakau					
	CHINA	2 467 460	45 898 311	11 663 952	210 282 230
	TURKEY	353 816	7 028 542	1 883 043	37 860 532
	BRAZIL	1 338 973	5 774 708	9 357 929	37 208 371
	UNITED STATES	1 045 465	3 421 115	7 894 844	24 698 339
	INDIA	1 496 461	4 642 358	5 963 892	18 828 291
	OTHERS	3 510 529	16 342 820	20 185 438	77 262 762
	Sub Total	10 212 704	83 107 854	56 949 098	406 140 525
Ubi Kayu					
	ITALY	0	2 695	0	20 642
	CHINA	0	2 953	0	1 273
	OTHERS	0	0	0	0
	Sub Total	0	5 648	0	21 915

K1. IMPOR KAWASAN BERIKAT / BOUND ZONE IMPORT
MENURUT GOLONGAN BARANG 2 DIJIT HS / BY COMMODITY 2 DIGITS HS
**** OKTOBER / OCTOBER 2011 ****

HS Uraian Golongan Barang <i>Group Description</i>	Berat Bersih / <i>Net Weight (Kg)</i>		Nilai CIF / <i>CIF Value (US\$)</i>	
	Bulan ini <i>Current month</i>	Kumulatif <i>Cum. Jan to date</i>	Bulan ini <i>Current month</i>	Kumulatif <i>Cum. Jan to date</i>
02 Meat and edible meat offal	16 897	70 771	84 380	348 044
03 Fish and crustaceans	1 039 755	19 030 111	5 997 832	64 317 353
04 Dairy products, bird's eggs, natural honey	406 800	7 030 545	1 437 123	26 841 684
05 Products of animal origin	28 130	904 083	580 775	21 838 061
06 Live trees and other plants	0	13 003	0	28 362
07 Edible vegetables and certain roots and tubers	35 640	6 186 693	103 145	3 803 572
08 Edible fruits and nuts	62 198	187 354	452 157	1 271 724
09 Coffee, tea, mate, and spices	850 015	6 127 116	2 965 887	14 466 184
10 Cereals	19 066 000	148 624 297	6 833 454	52 530 816
11 Products of the milling industry	40 843 350	157 715 921	19 060 966	80 925 577
12 Oil seeds and oleaginous fruits	87 739	23 752 859	207 941	16 516 332
13 Lac	13 151	49 884	43 740	214 729
14 Vegetable plaiting materials	131	7 280	1 384	62 082
15 Animal or vegetable oils/fats and their cleavage products	556 508	39 942 668	989 077	36 133 139
16 Preparations of meat/fish/crustaceans/molluscs or other aquatic inverte	20 274	245 838	23 940	1 039 206
17 Sugar and sugar confectionery	155 397 516	1 415 424 885	97 109 502	974 862 409
18 Cocoa and cocoa preparations	531	10 962	18 739	198 901
19 Preparations of cereals, flour, starch or milk	34 957	1 045 401	72 986	2 044 890
20 Preparations of vegetables, fruits, nuts or other part of plants	8 309	98 959	12 929	386 721
21 Miscellaneous edible preparations	6 600	26 770	72 429	262 527
22 Beverages, spirit, and vinegar	168 159	1 032 591	1 542 500	9 467 510
23 Residues and waste from the food industries	10 978	41 879	25 703	125 839
24 Tobacco and manufactured tobacco substitutes	2 343 356	10 078 275	18 662 845	77 749 486
25 Salts	45 548 146	369 584 432	6 978 609	77 027 645
26 Ores, slag, and ash	522 778	10 281 096	285 474	4 420 423
27 Mineral fuels, mineral oils and products of their distillation	6 505 919	323 480 714	8 146 242	319 483 348
28 Inorganic chemicals	17 360 452	182 154 027	20 366 183	164 235 125
29 Organic chemicals	16 339 009	229 761 262	29 377 392	339 607 795
30 Pharmaceutical products	22 486	77 778	529 764	2 261 464
31 Fertilizers	2 941	2 191 082	20 356	1 275 484
32 Tanning or dyeing extracts	2 189 097	26 455 752	12 060 630	143 736 986
33 Essential oils and resinoids	19 065	312 727	329 022	6 722 597
34 Soap, organic surface-active agents, washing, and lubricating prepara	1 293 971	10 136 664	5 152 840	37 650 766
35 Albuminoidal substances	8 086 532	16 821 695	8 469 315	46 089 670
36 Explosives	1 131	6 740	16 268	30 020
37 Photographic and cinematographic goods	108 764	1 046 955	128 094	1 818 865
38 Miscellaneous chemical products	5 128 780	41 116 577	16 331 475	129 528 527
39 Plastics and articles thereof	54 714 622	463 058 547	130 623 605	1 106 420 965
40 Rubber and articles thereof	10 449 673	89 650 781	41 047 900	365 198 038
41 Raw hides, skins, and leather	2 613 830	25 684 496	27 518 454	269 023 654
42 Articles of leather	65 067	653 707	1 260 048	10 234 935
43 Furskins and artificial fur	3 936	86 784	56 697	2 095 920
44 Wood and articles of wood	11 110 660	86 734 442	7 147 293	59 995 003
45 Cork and articles of cork	36 087	128 145	245 533	838 078
46 Manufactured of straw or other plaiting materials	1 851	12 267	103 238	134 349
47 Pulp of wood or of other fibrous cellulosic material	40 435 636	298 965 847	41 186 134	328 108 948
48 Paper and paperboard	7 228 509	82 610 525	25 925 703	233 738 323
49 Printed books, newspapers, pictures, and other products of printing in	120 120	1 062 528	1 788 719	16 152 283
50 Silk	80 104	320 621	1 133 994	4 508 739
51 Wool, fine or coarse animal hair	325 762	3 301 660	8 780 156	73 482 713
52 Cotton	18 719 467	157 844 663	128 057 748	1 198 396 765
53 Other vegetable textile fibres	219 774	2 085 319	1 897 320	11 665 164
54 Man-made filaments	7 799 239	75 200 823	77 856 170	718 820 264
55 Man-made staple fibres	14 762 617	116 963 676	61 150 067	526 398 120
56 Wadding, felt, and non-wovens	1 607 590	15 102 212	12 947 005	107 409 531
57 Carpets and other textile floor coverings	22 595	480 071	247 990	4 916 906
58 Special woven fabrics	1 434 989	14 052 560	21 616 672	211 951 497
59 Impregnated, coated, covered or laminated textile fabrics	2 719 186	22 205 210	25 437 054	223 661 654
60 Knitted or crocheted fabrics	10 220 363	98 559 796	97 204 611	969 057 597
61 Articles of apparel and clothing accessories, knitted or crocheted	252 742	1 590 788	3 091 622	19 971 738
62 Articles of apparel and clothing accessories, not knitted or crocheted	207 801	2 378 768	3 529 390	45 625 431
63 Other made up textile articles	89 240	1 029 993	833 435	10 442 279
64 Footwear, gaiters and the like	798 227	6 813 763	11 763 409	99 596 848
65 Headgear and parts thereof	31 092	201 273	357 293	2 531 100
66 Umbrellas, walking sticks, seat-sticks, whips, riding crops and parts	30	8 795	118	44 971
67 Prepared feathers and articles	11 362	114 502	694 343	5 134 560

K1. IMPOR KAWASAN BERIKAT / BOUND ZONE IMPORT
MENURUT GOLONGAN BARANG 2 DIJIT HS / BY COMMODITY 2 DIGITS HS
**** OKTOBER / OCTOBER 2011 ****

HS Uraian Golongan Barang <i>Group Description</i>	Berat Bersih / <i>Net Weight (Kg)</i>		Nilai CIF / <i>CIF Value (US\$)</i>	
	Bulan ini <i>Current month</i>	Kumulatif <i>Cum. Jan to date</i>	Bulan ini <i>Current month</i>	Kumulatif <i>Cum. Jan to date</i>
68 Articles of stone, plaster, cement, asbestos, mica or similar material	488 849	7 705 985	1 750 180	18 700 984
69 Ceramic products	2 518 730	8 215 146	5 241 096	17 415 095
70 Glass and glassware	8 915 092	73 727 839	9 371 191	76 557 685
71 Natural and cultured pearls, precious/semi precious stones, and precio	16 828	181 274	3 304 375	56 934 343
72 Iron and steel	49 588 777	391 213 442	51 611 118	409 969 516
73 Articles of iron and steel	12 002 810	97 824 911	34 475 238	292 799 744
74 Copper and articles thereof	8 761 750	69 382 915	76 422 487	611 130 192
75 Nickel and articles thereof	38 977	210 237	1 360 514	6 072 280
76 Aluminium and articles thereof	5 131 419	42 992 942	19 685 880	179 537 019
78 Lead and articles thereof	1 140 301	13 037 637	2 835 212	34 078 642
79 Zinc and articles thereof	615 186	5 932 126	1 650 254	15 975 206
80 Tin and articles thereof	46 351	7 356 738	1 307 987	19 755 057
81 Other base metal	37 917	363 356	4 443 061	17 761 794
82 Tools, implements, cutlery, spoon and forks, of base metal and parts t	223 262	2 429 452	8 318 859	69 953 014
83 Miscellaneous articles of base metal	909 222	9 672 671	10 452 925	91 916 075
84 Nuclear reactors, boilers, machinery and mechanical appliances	19 779 668	159 708 429	263 339 125	1 999 545 497
85 Electrical machinery and equipments	17 734 995	148 552 860	510 763 833	4 339 489 578
86 Railway and tramway locomotive, mechanical traffic, and all kinds	1 061	177 986	7 244	938 998
87 Vehicles other than railway/tramway, and parts and accessories thereof	9 566 105	71 409 362	46 195 604	422 163 500
88 Aircraft and its components	37 458	1 029 338	14 107 567	205 886 645
89 Ships, boat, and floating structures	832 571	30 037 691	536 739	44 979 198
90 Optical, photographic, cinematographic, measuring, checking, medical	452 998	10 356 407	20 316 191	150 014 500
91 Clocks and watches and parts thereof	884	59 604	61 664	1 338 374
92 Musical instruments	714 928	8 699 246	12 033 634	114 219 634
93 Arms and ammunition	33	356	230	4 968
94 Furnitures, bedding, mattress supports, cushions and stuffed furnishin	111 087	1 643 418	703 638	14 095 779
95 Toys, games and sports requisiters	383 371	3 171 945	850 064	9 499 102
96 Miscellaneous manufactured articles	778 926	8 656 717	13 018 277	131 324 680
97 Works of arts, collectors' piece and antiques	54	2 951	1 190	61 905
98 Vehicles in ckd and their components	871 784	12 744 119	15 458 117	186 738 141
TOTAL IMPORT	651 909 630	5 804 475 308	2 127 616 313	18 823 737 381

K2. IMPOR KAWASAN BERIKAT / BOUND ZONE IMPORT
MENURUT GOLONGAN BARANG SITC / BY SITC COMMODITY GROUP
**** OKTOBER / OCTOBER 2011 ****

SITC Uraian Golongan Barang Group Description	Berat Bersih / Net Weight (Kg)		Nilai CIF / CIF Value (US\$)	
	Bulan ini Current month	Kumulatif Cum. Jan to date	Bulan ini Current month	Kumulatif Cum. Jan to date
A. By Commodity 1 Dijit SITC				
0 Food and Live Animals	176 956 470	1 605 284 688	115 210 206	1 143 458 990
1 Beverages and Tobacco	2 511 506	11 095 989	20 205 316	86 465 243
2 Crude Materials, Inedible	127 209 446	1 108 291 739	153 996 790	1 321 705 261
3 Mineral Fuels, Lubricants, etc.	6 505 919	323 480 704	8 146 242	319 482 919
4 Animal & Vegetable Oils/Fats	556 508	27 934 334	989 077	33 283 830
5 Chemicals	142 122 536	1 106 121 652	222 172 571	1 874 036 975
6 Manufactured Goods	139 071 028	1 115 522 246	656 577 018	5 924 239 096
7 Machinery and Transportation Equipments	47 935 712	423 323 899	835 377 950	7 153 054 556
8 Miscellaneous Manufactured Articles	9 040 440	83 418 356	113 748 172	942 832 882
9 Special Commodities and Transaction	65	1 701	1 192 971	25 177 629
B. By Commodity 2 Dijit SITC				
01 Meat and meat preparations	37 131	175 681	108 300	508 542
02 Dairy product and eggs	406 800	6 570 015	1 437 123	25 980 998
03 Fish, crustaceans, molluscs and their preparations	1 039 795	19 171 039	5 997 852	65 196 061
04 Cereals and cereal preparations	19 080 257	150 249 489	6 861 701	54 518 728
05 Fruits and vegetables	106 147	6 525 205	568 231	5 539 339
06 Sugar, sugar preparations, and honey	155 397 516	1 415 885 442	97 109 502	975 723 855
07 Coffee, tea, cocoa, and spices	853 678	6 144 898	3 020 274	14 726 878
08 Feeding stuff for animals	10 978	41 879	25 703	125 839
09 Miscellaneous food preparations	24 168	521 040	81 520	1 138 750
11 Beverages	168 150	1 017 714	1 542 471	8 715 757
12 Tobacco and tobacco manufactured	2 343 356	10 078 275	18 662 845	77 749 486
21 Hides, skins and furskins	182	3 732	2 658	505 984
22 Oil seeds, nuts, and kernels	0	22 500 017	0	13 503 095
23 Crude rubber	9 518 815	80 964 737	31 914 406	277 475 296
24 Wood, lumber, and cork	3 763 535	38 192 237	2 748 606	28 428 385
25 Pulp and waste paper	40 435 636	298 965 847	41 186 134	328 108 948
26 Textile fibres and their waste	21 961 743	163 552 202	61 286 937	498 950 302
27 Crude fertilizers and crude minerals	28 568 735	328 907 827	5 279 195	73 019 519
28 Metalliferous ores and metal scraps	22 831 780	172 978 220	10 746 398	76 559 626
29 Crude animals and vegetable materials, nes	129 020	2 226 920	832 456	25 154 106
32 Coal, coke, and briquettes	0	180 980	0	151 345
33 Petroleum and petroleum products	6 492 778	323 236 343	8 008 421	318 980 071
34 Gas; natural and manufactured	13 141	63 381	137 821	351 503
41 Animal oils and fats	0	1	0	59
42 Fixed vegetable oils/fats	438 453	26 969 553	730 331	30 976 957
43 Animal vegetable oils/fats	118 055	964 780	258 746	2 306 814
51 Organic chemicals	16 585 005	242 310 972	28 684 374	330 168 418
52 Inorganic chemicals	17 086 782	179 444 249	20 139 982	162 064 256
53 Dyeing, tanning, and colouring materials	2 225 641	26 706 002	12 093 097	143 236 310
54 Medical and pharmaceutical products	61 634	619 455	2 401 576	20 463 769
55 Essential oils and perfumery materials	613 596	5 059 926	2 359 453	23 567 579
56 Manufactured fertilizers	2 941	2 040 974	20 356	1 148 590
57 Plastics in primary forms	48 360 521	406 600 144	90 498 453	752 696 502
58 Plastics in non-primary forms	3 106 412	27 733 318	20 588 496	173 882 453
59 Chemical materials and its products, nes	54 080 004	215 606 612	45 386 784	266 809 098
61 Leather, leather med, nes	2 629 340	25 820 020	27 717 310	271 202 617
62 Rubber manufactured, nes	904 807	8 368 552	8 926 335	85 329 922
63 Wood and cork manufactured	7 383 212	48 670 350	4 644 220	32 404 696
64 Paper, paperboard, and manufactured thereof	6 762 671	78 262 924	17 323 959	161 154 278
65 Textile yarns, fabrics, and their products	36 137 982	344 349 737	376 191 374	3 564 031 126
66 Non metallic minerals manufactured	29 140 778	132 507 306	17 851 209	115 978 285
67 Iron and steel	37 659 424	310 005 832	62 662 480	495 873 537
68 Non ferrous metals	14 589 906	125 538 104	103 206 325	842 366 935
69 Manufactured of metal, nes	3 862 908	41 999 421	38 053 806	355 897 700
71 Power generating machine and equipments	1 753 768	22 135 618	35 528 166	272 963 864
72 Machinery specialized for particular industry	8 072 201	65 372 827	137 295 622	985 276 265
73 Metalworking machinery	758 895	7 467 149	16 892 952	113 834 991

K2. IMPOR KAWASAN BERIKAT / BOUND ZONE IMPORT
MENURUT GOLONGAN BARANG SITC / BY SITC COMMODITY GROUP
**** OKTOBER / OCTOBER 2011 ****

SITC Uraian Golongan Barang Group Description	Berat Bersih / Net Weight (Kg)		Nilai CIF / CIF Value (US\$)	
	Bulan ini Current month	Kumulatif Cum. Jan to date	Bulan ini Current month	Kumulatif Cum. Jan to date
74 General industrial machinery and equipments	9 209 648	72 750 996	72 817 452	637 205 253
75 Office machinery and automatic data processing	153 440	1 981 696	6 781 276	106 574 642
76 Telecommunication and reproducers apparatus	5 288 228	48 495 567	194 280 313	1 657 485 455
77 Electrical machinery and apparatus	11 570 128	91 218 121	299 311 705	2 551 839 155
78 Road vehicles	10 258 314	82 806 678	57 818 914	576 773 549
79 Other transportation equipments	871 090	31 095 247	14 651 550	251 101 382
81 Sanitary, plumbing, and fittings	1 138 148	3 186 870	5 383 969	13 435 483
82 Furniture	42 151	491 839	218 608	6 150 667
83 Traveling goods	15 841	139 900	171 145	1 887 414
84 Clothing	698 307	6 424 762	10 246 091	98 274 526
85 Footwear	798 227	6 813 763	11 763 409	99 596 848
87 Professional, scientific, and contractor instruments	343 432	3 852 870	13 798 055	104 761 499
88 Photographic apparatus, equipments and optics	218 407	7 838 161	6 415 559	52 633 081
89 Miscellaneous manufactured articles	5 785 927	54 670 191	65 751 336	566 093 364
96 Coin, not being legal tender	0	99	0	5 381
97 Gold; non monetary	65	1 602	1 192 971	25 172 248

C. By Commodity 3 Dijit SITC

012 Other Meat, Other Edible Meat Offal, Fresh, Chilled Or Frozen	16 750	70 365	82 837	341 642
016 Meat And Edible Meat Offal, Salted, Dried, Edible Flour Of Meat	147	411	1 543	6 407
017 Meat And Edible Meat Offal, Prepared Or Preserved	20 234	104 905	23 920	160 493
022 Milk,Cream, And Milk Products Other Than Butter Or Cheese	406 800	6 564 417	1 437 123	25 940 081
023 Butter And Other Fats From Milk	0	135	0	2 816
024 Cheese And Curds	0	5 463	0	38 101
034 Fish, Fresh, Chilled Or Frozen	390 570	14 375 792	897 873	26 573 538
035 Fish, Dried Salted Or In Brine; Smoked Fish	101	7 660	1 056	172 717
036 Crustaceans, Molluscs, And Aquatic Invertebrates	649 084	4 646 654	5 098 903	37 571 093
037 Fish, Crustaceans, Molluscs, And Other Aquatic Invertebrates; Prepar	40	140 933	20	878 713
041 Wheat And Meslin, Unmilled	19 066 000	148 624 297	6 833 454	52 530 816
046 Meal And Flour Of Wheat And Flour Of Meslin	0	94	0	85
047 Other Cereal Meals And Flours	0	3	0	3
048 Cereal Preparations And Preparations Of Flours/Starchs Of Fruit	14 257	1 625 095	28 247	1 987 824
054 Vegetables, Fresh, Chilled, Frozen Or Simply Preserved	35 541	6 186 532	102 275	3 802 367
056 Vegetables, Roots And Tubers, Prepared Or Preserved Nes	1 374	57 037	4 049	102 135
057 Fruit And Nut; Fresh Or Dried	62 198	187 354	452 157	1 271 724
058 Fruits, Preserved And Preparations	1 173	10 615	1 446	13 038
059 Fruit And Vegetable Juices	5 861	83 667	8 304	350 075
061 Sugar, Molasses, And Honey	155 397 516	1 415 884 586	97 109 502	975 719 987
062 Sugar Confectionery	0	856	0	3 868
071 Coffee And Coffee Substitutes	27 623	1 203 088	78 575	3 188 614
072 Cocoa	0	708	0	42 823
073 Chocolate And Other Food Preparations Containing Cocoa	531	10 254	18 739	156 078
074 Tea And Mate	523 181	3 842 922	566 958	4 383 691
075 Spices	302 343	1 087 926	2 356 002	6 955 672
081 Feeding Stuff For Animals	10 978	41 879	25 703	125 839
091 Margarine And Shortening	0	68 020	0	61 305
098 Edible Products And Preparations	24 168	453 020	81 520	1 077 445
111 Non-Alcoholic Beverages, Nes	8 740	79 088	8 174	440 536
112 Alcoholic Beverages	159 410	938 626	1 534 297	8 275 221
121 Tobacco, Unmanufactured And Refused	2 321 773	9 707 442	18 393 841	74 026 236
122 Tobacco, Manufactured	21 583	370 833	269 004	3 723 250
211 Hides And Skins, Raw	182	1 370	2 658	33 881
212 Furskins, Raw	0	2 362	0	472 103
222 Oil Seeds Use For Extraction Ofsoft Fixed Vegetable Oils	0	22 500 017	0	13 503 095
231 Natural Rubber Latex;Natural Rubber And Similar Natural Gums	711 962	5 443 803	3 192 489	24 518 882
232 Synthetic Rubber Latex, Synthetic/Reclaimed Rubber	8 806 853	75 520 934	28 721 917	252 956 414
244 Cork,Natural,Raw And Waste	16 483	58 859	19 956	163 978
245 Fuel Wood And Wood Charcoal	1 530 277	16 729 922	455 951	4 803 620
246 Wood In Chips Or Particles And Waste	0	65	0	857
247 Wood In The Rough Or Roughly Squared	44 704	737 620	77 018	691 858
248 Wood,Simply Worked And Railway Sleeper Of Wood	2 172 071	20 665 771	2 195 681	22 768 072

K2. IMPOR KAWASAN BERIKAT / BOUND ZONE IMPORT
MENURUT GOLONGAN BARANG SITC / BY SITC COMMODITY GROUP
**** OKTOBER / OCTOBER 2011 ****

SITC Uraian Golongan Barang Group Description	Berat Bersih / Net Weight (Kg)		Nilai CIF / CIF Value (US\$)	
	Bulan ini Current month	Kumulatif Cum. Jan to date	Bulan ini Current month	Kumulatif Cum. Jan to date
251 Pulp And Waste Paper	40 435 636	298 965 847	41 186 134	328 108 948
261 Silk	2	1 802	113	14 953
263 Cotton	10 963 178	78 077 249	33 424 092	269 531 497
264 Jute And Other Textile Bast Fibres	148 518	1 595 567	305 134	2 605 314
266 Synthetic Fibres Suitable For Spinning	6 521 336	57 913 738	14 521 658	135 429 885
267 Other Man-Made Fibres Suitable For Spinning And Waste	4 298 452	25 235 401	12 657 866	81 982 124
268 Wool And Other Animal Hair	30 167	713 579	376 973	9 251 520
269 Old Clothing And Other Old Textile Articles; Rags	90	14 866	1 101	135 009
272 Fertilizers, Crude	0	150 400	0	127 869
273 Stone, Sand And Gravel	4 035 334	100 574 930	381 261	9 626 130
274 Sulphur And Unroasted Iron Pyrites	10 681 772	164 930 547	2 627 628	36 953 559
277 Natural Abrasives	150 041	1 830 029	54 213	861 250
278 Other Crude Minerals	13 701 588	61 421 921	2 216 093	25 450 711
281 Iron Ore And Concentrates	11 489	57 235	5 100	30 501
282 Waste And Scrap Metal Of Iron/Steel	21 411 919	157 788 061	9 736 774	67 401 127
285 Aluminium Ores And Concentrates	333 670	3 109 778	268 070	2 459 897
287 Ores And Concentrates Of Basemetals	451 264	9 817 145	238 490	3 836 360
288 Non-Ferrous Base Metal Waste And Scraps	623 414	2 205 752	497 952	2 688 061
289 Ores And Concentrates Of Precious Metals; Waste,Scraps	24	249	12	143 680
291 Crude Animal Materials	28 130	904 083	580 775	21 838 061
292 Crude Vegetable Materials	100 890	1 322 837	251 681	3 316 045
321 Coals, Pulverized Or Not	0	44 600	0	39 267
322 Briquettes, Lignite And Peat	0	102	0	1 859
325 Coke And Semi Coke Of Coal/Lignite/Peat	0	136 278	0	110 219
334 Petroleum Products, Refined	6 391 176	321 916 213	7 782 918	316 506 693
335 Residual Petroleum Products, And Related Materials	101 602	1 320 130	225 503	2 473 378
342 Liquefied Propane And Butane	288	17 192	221	107 980
343 Natural Gas, Liquefied Or Not	0	681	0	6 114
344 Petroleum Gases And Other Gas	12 853	45 508	137 600	237 409
411 Animal Oils And Fats	0	1	0	59
421 Fixed Vegetable Fats And Oils Soft,Crude,Refined Or Fractioned	438 401	3 969 530	729 483	6 467 658
422 Fixed Vegetable Fats And Oils Solid,Crude,Refined Or Fractioned	52	23 000 023	848	24 509 299
431 Animal And Vegetable Oil; Fat Processed And Their Wax	118 055	964 780	258 746	2 306 814
511 Hydrocarbon And Their Halogenated, Nitrated Derivatives	2 028 340	13 160 740	3 158 389	19 059 452
512 Alcohols,Phenols,Phenol-Alcohols And Their Halogenated	10 364 286	174 067 342	15 740 565	180 948 380
513 Carboxylic Acids,And Their Anhydrides,Halides,Peroxides	960 001	23 888 352	2 464 517	44 469 978
514 Nitrogen-Function Compounds	1 811 719	19 834 604	4 109 405	51 438 754
515 Organo-Inorganic And Heterocyclic Compounds	869 068	6 300 443	1 618 886	16 749 088
516 Other Organic Chemicals	551 591	5 059 491	1 592 612	17 502 766
522 Inorganic Chemical Elements, Oxides And Halogen Salts	8 127 432	87 175 744	13 688 761	117 615 150
523 Metallicsalts And Peroxysalts	7 648 280	86 371 531	4 925 191	34 654 299
524 Other Inorganic Chemicals;Chemical Compound Of Precious Metals	1 308 062	5 887 659	1 312 179	9 314 005
525 Radioactive And Associated Materials	3 008	9 315	213 851	480 802
531 Synthetic Organic; Colouring Matter	662 342	9 272 143	2 669 026	51 828 359
532 Dyeing/Tanning Extracts And Synthetic Tanning Materials	14 444	468 686	76 655	1 171 921
533 Pigments, Paints, Varnishes, And Related Materials	1 548 855	16 965 173	9 347 416	90 236 030
541 Medicinal And Pharmaceutical Products	61 116	610 545	2 128 167	18 985 157
542 Medicaments, Including Veterinary Medicaments	518	8 910	273 409	1 478 612
551 Essential Oils, Perfumes, And Flavour Materials	11 946	210 998	125 031	4 074 934
553 Perfumery, Cosmetics, And Toilet Preparations	7 119	101 729	203 991	2 647 663
554 Soap,Cleansing And Polishing Preparations	594 531	4 747 199	2 030 431	16 844 982
562 Fertilizers, Manufactured	2 941	2 040 974	20 356	1 148 590
571 Polymers Of Ethylene In Primary Forms	12 804 114	97 911 025	17 388 694	148 133 968
572 Polimers Of Styrene In Primary Forms	8 262 535	71 545 846	18 930 300	162 971 574
573 Polimers Of Vinyl Chloride In Primary Forms	284 113	4 252 809	957 229	10 851 022
574 Poliacetals And Polycarbons In Primary Forms	3 454 204	35 320 237	13 909 127	126 558 785
575 Other Plastics In Primary Forms	12 916 482	141 877 957	29 133 697	256 464 854
579 Waste And Scrap Of Plastics	10 639 073	55 692 270	10 179 406	47 716 299
581 Tubes, Pipes, And Hoses Of Plastics	295 715	2 497 749	3 169 447	22 287 978
582 Plates, Sheets, And Film Of Plastics	2 796 208	25 074 474	16 808 327	145 379 964
583 Monofilament And Rod Of Plastics	14 489	161 095	610 722	6 214 511
591 Disinfectants, Insecticides, And Fungicides Put In Forms	27 012	43 992	117 171	222 155

K2. IMPOR KAWASAN BERIKAT / BOUND ZONE IMPORT
MENURUT GOLONGAN BARANG SITC / BY SITC COMMODITY GROUP
**** OKTOBER / OCTOBER 2011 ****

SITC Uraian Golongan Barang Group Description	Berat Bersih / Net Weight (Kg)		Nilai CIF / CIF Value (US\$)	
	Bulan ini Current month	Kumulatif Cum. Jan to date	Bulan ini Current month	Kumulatif Cum. Jan to date
592 Starches, Inulin, And Wheat Glutenal Buminoidal Substances; Glues	48 887 072	173 123 957	27 330 082	123 867 593
593 Explosive And Pyrotechnic Products	2	34	6 398	9 372
597 Additive For Mineral Oils	753 276	6 485 889	3 404 050	25 235 007
598 Miscellaneous Chemical Products	4 412 642	35 952 737	14 529 083	117 474 783
599 Residual products of chemical or allied industries, sewage	0	3	0	188
611 Leathers	2 613 648	25 683 126	27 515 796	268 989 773
612 Manufactures And Composition Leathers	15 660	135 933	196 054	2 128 017
613 Furskins, Tanned Or Dressed	32	961	5 460	84 827
621 Materials Of Rubber	335 119	3 120 659	2 323 883	25 854 244
625 Rubber Tyre, Tyre Cases, Tyre Treads, Inner Tubes, And Tyre Flaps	231 052	2 331 185	554 040	4 415 583
629 Articles Of Rubbers	338 636	2 916 708	6 048 412	55 060 095
633 Cork Manufactures	19 604	69 286	225 577	674 100
634 Veneers, Plywood, Improved/Reconstituted Wood Worked	7 262 412	47 152 762	4 169 527	27 160 861
635 Wood Manufactures	101 196	1 448 302	249 116	4 569 735
641 Papers And Paperboards	3 831 302	49 350 154	7 784 509	83 001 976
642 Paper And Paperboard Cut To Size/Shape And Article Of Papers	2 931 369	28 912 770	9 539 450	78 152 302
651 Textile Yarns	2 296 220	22 720 225	14 365 945	152 450 660
652 Cotton Fabrics, Woven	7 627 977	77 751 158	93 315 470	912 114 853
653 Fabrics, Woven, Of Man-Made Fibres	9 692 171	89 379 657	99 343 749	898 182 227
654 Textile Fabrics, Woven, Other Than Of Cotton Or Man-Made Fibres	455 777	3 561 662	11 230 199	80 008 907
655 Knitted Or Crocheted Fabrics	10 220 363	98 559 796	97 204 611	969 057 597
656 Tulle, Lace, Embroidery, Ribbons, Trimmings And Other Small Wares	1 376 488	12 531 405	20 977 687	195 669 844
657 Special Yarns, Textile Fabrics	4 353 025	38 322 033	38 632 529	340 985 501
658 Made-Up Articles, Wholly/Chiefly Of Textile Materials	89 554	1 016 972	835 433	10 391 387
659 Floor Coverings	26 407	506 829	285 751	5 170 150
661 Lime, Cement And Fabricated Construction Materials	17 393 638	44 951 938	1 817 675	5 479 717
662 Clay And Refractory Construction Materials	676 358	4 229 618	398 874	2 338 695
663 Mineral Manufactures	2 215 407	10 121 759	6 469 203	32 867 790
664 Glass	8 702 479	72 192 983	8 527 583	69 317 901
665 Glassware	113 945	784 458	528 903	4 939 379
666 Pottery	37 761	199 280	77 139	528 882
667 Pearl, Precious And Semi Precious Stones	1 190	27 270	31 832	505 921
671 Pig Iron, Spiegeleisen, Sponge Iron, And Ferro-Alloys	384 872	3 945 034	2 478 497	10 322 451
672 Ingots And Other Iron/Steel In Primary Forms	770 081	11 729 216	2 231 106	25 846 190
673 Flat Rolled Products, Not Clad	4 805 313	54 038 665	5 333 811	54 987 382
674 Flat Rolled Products, Clad Or Plated	6 556 242	58 044 710	9 820 175	81 329 271
675 Flat Rolled Products And Alloy Steels	1 686 130	29 627 357	5 104 921	51 131 349
676 Iron/Steel Bars, Rods, Angels, Shaped And Sections	11 271 869	57 256 182	10 661 161	67 693 921
677 Rail/Railway And Tractor Construction Of Iron/Steel Materials	374	220 437	12 058	1 125 887
678 Wire Of Iron/Steel	2 711 504	19 012 983	6 272 984	51 839 976
679 Tubes, Pipes, Hollow Profile, Pipe Fitting Of Iron/Steel	9 473 039	76 131 248	20 747 767	151 597 110
681 Silver, Platinum, And Other Metal Of The Platinum Groups	11 256	56 159	1 849 127	21 005 030
682 Copper	8 392 103	67 306 445	75 161 244	598 573 327
683 Nickel	37 054	154 835	1 354 623	5 837 757
684 Aluminium	4 357 428	37 871 128	15 345 728	145 129 923
685 Lead	1 138 417	13 018 627	2 709 898	33 055 806
686 Zinc	603 250	5 713 310	1 537 049	14 368 509
687 Tin	26 622	1 286 604	1 073 621	11 677 246
689 Miscellaneous Non-Ferrous Basemetals Employed In Metallurgy	23 776	130 996	4 175 035	12 719 337
691 Structures And Parts Of Iron/Steel Or Aluminium	1 493	676 405	50 632	3 560 381
692 Metal Containers For Storage And Transportations	574 865	5 643 786	1 734 582	32 779 311
693 Wire Products And Fencing Grills	114 517	1 366 239	1 035 382	9 611 170
694 Nails, Screws, Nuts, Bolts, Rivets Of Iron/Steel Or Copper	1 235 837	9 746 164	8 290 527	69 475 524
695 Tools For Used In The Hand Or In Machines	193 755	2 268 515	8 154 114	68 617 294
696 Cutlery	29 507	160 830	164 745	1 334 423
697 Household Equipment Of Base Metals	60 102	520 734	149 261	1 595 388
699 Manufactures Of Base Metals	1 652 832	21 616 748	18 474 563	168 924 209
711 Steam And Other Vapour Generating Boilers And Parts	89 553	904 435	1 488 047	11 851 408
712 Steam Or Other Generating Boilers And Parts	359	357 745	61 758	5 497 204
713 Internal Combustion Piston Engines And Parts	970 683	13 633 674	9 051 346	131 614 268
714 Engines And Motors, Non-Electric And Parts	16 716	146 556	17 649 642	39 684 773
716 Rotating Electric Plants And Parts	617 872	6 718 145	6 317 906	75 675 228

K2. IMPOR KAWASAN BERIKAT / BOUND ZONE IMPORT
MENURUT GOLONGAN BARANG SITC / BY SITC COMMODITY GROUP
**** OKTOBER / OCTOBER 2011 ****

SITC Uraian Golongan Barang Group Description	Berat Bersih / Net Weight (Kg)		Nilai CIF / CIF Value (US\$)	
	Bulan ini Current month	Kumulatif Cum. Jan to date	Bulan ini Current month	Kumulatif Cum. Jan to date
718 Other Power Generating Machines And Parts	58 585	375 063	959 467	8 640 983
721 Agricultural Machinery And Parts	12 445	656 226	206 051	4 061 753
722 Tractors	0	21 632	0	351 122
723 Civil Engineering And Contractor Plants And Equipments/Parts	1 068 952	9 380 920	3 191 217	41 702 557
724 Textile/Leather Machinery And Parts	2 686 411	24 360 082	29 970 195	264 702 032
725 Papermill/Pulpmill Machinery And Paper Cutting Machines	311 330	1 220 212	13 277 034	33 537 943
726 Printing/Book Binding Machinery And Parts	1 485 094	8 346 391	66 824 506	358 257 073
727 Food Processing Machines And Parts	9 808	829 579	257 544	25 956 755
728 Other Machines And Equipment Specialized For Particular Industry	2 498 161	20 557 785	23 569 075	256 707 030
731 Machine Tools By Removing Metal	155 134	2 744 610	1 693 261	33 106 403
733 Machine Tool For Working Metals	101 536	2 159 318	1 718 478	28 076 137
735 Parts Of Machine Tools	35 061	364 890	2 387 538	16 630 359
737 Metalworking Machinery And Parts	467 164	2 198 331	11 093 675	36 022 092
741 Heating And Cooling Equipments And Parts	1 825 482	12 070 219	11 479 025	92 728 514
742 Pumps For Liquid And Parts	160 147	1 266 252	4 140 949	29 818 587
743 Pumps, Compressors, Fans, Blowers, Centrifuges, And Parts	3 157 222	23 642 053	14 967 928	115 307 908
744 Mechanical Handling Equipments And Parts	1 445 452	12 064 008	8 045 925	66 877 953
745 Other Non-Electical Machinery, Tools, And Mechanical Apparatus	101 211	1 622 493	2 294 709	24 137 618
746 Ball Or Roller Bearings	627 463	5 911 482	7 554 941	76 586 297
747 Taps, Cocks, And Valves For Pipes	200 294	1 763 577	5 655 413	41 984 597
748 Transmission Shafts And Cranks	1 290 660	10 176 350	11 575 370	106 409 173
749 Non-Electric Parts And Accessories Of Machineries	401 717	4 234 562	7 103 192	83 354 606
751 Office Machines	9 288	186 881	489 641	5 532 561
752 Automatic Data Processing Machines And Their Units	69 438	1 128 737	2 746 193	50 915 066
759 Parts And Accessories For Machine Of Heading 751 Or 752	74 714	666 078	3 545 442	50 127 015
761 Television Receivers	860 718	10 017 049	25 388 792	311 560 192
762 Radio Broadcast Receivers	27 390	344 260	186 846	2 050 471
763 Sound Recorders Or Reproducers	8 032	125 468	462 245	5 329 185
764 Telecommunication Equipments And Parts	4 392 088	38 008 790	168 242 430	1 338 545 607
771 Electric Power Machinery And Parts	629 551	6 401 104	14 304 753	142 650 017
772 Electrical Apparatus For Making And Breaking Electrical Circuits	3 076 731	25 116 444	78 023 935	645 304 242
773 Equipment For Distributing Electricity	2 396 600	17 138 545	29 586 232	218 900 601
774 Electrical Apparatus For Medical Purposes And Radiological Apparatu	11 017	16 680	474 459	1 246 421
775 Household Type, Electrical/Non-Electrical Equipments	376 032	3 329 922	2 135 599	15 482 779
776 Thermionic, Cold Cathode, And Photo Cathode Valves/Tubes	2 825 570	19 408 275	123 815 082	1 032 134 255
778 Electrical Machinery And Apparatus	2 254 627	19 807 151	50 971 645	496 120 840
781 Passenger Motor Cars	685 633	9 363 308	9 511 985	111 596 422
782 Motor Vehicle For The Transportation Of Goods	478 774	3 345 283	479 979	21 200 298
783 Road Motor Vehicles	275 883	2 533 966	2 162 280	21 440 797
784 Parts And Accessories Of The Motor Vehicles	4 097 099	38 403 707	43 390 270	394 518 472
785 Motorcycles, Scooters, And Other Cycles Motorized/Non Motorized	4 720 031	27 480 206	2 272 775	25 302 310
786 Trailers And Other Vehicles, Not Motorized	894	1 680 208	1 625	2 715 250
791 Railway Vehicles And Associated Equipments	1 061	28 218	7 244	235 539
792 Aircraft And Associated Equipments And Parts	37 458	1 029 338	14 107 567	205 886 645
793 Ships, Boats, And Floating Structures	832 571	30 037 691	536 739	44 979 198
811 Prefabricated Buildings	18 824	435 032	143 700	1 060 072
812 Sanitary, Plumbing, Heating, And Lighting Fixtures/Fittings	997 623	1 897 824	4 955 166	9 977 107
813 Lighting Fixtures And Fittings	121 701	854 014	285 103	2 398 304
821 Furnitures And Parts	42 151	491 839	218 608	6 150 667
831 Travel Goods	15 841	139 900	171 145	1 887 414
841 Men'S Coats/Jackets, Not Knitted	14 914	187 343	106 170	1 984 205
842 Women'S Coats/Jacket, Not Knitted	21 509	282 188	179 670	2 530 189
843 Men'S Coats/Jackets, Knitted	49 629	322 351	579 342	3 925 048
844 Women'S Coats/Jackets, Knitted	58 305	371 678	840 811	4 798 256
845 Articles Of Apparel	76 120	920 141	1 378 335	18 525 256
846 Clothing Accessories Of Textiles Fabrics	240 066	1 885 855	3 536 684	33 834 215
848 Articles Of Apparel And Clothing Accessories Of Other Than Textile Fa	237 764	2 455 206	3 625 079	32 677 357
851 Footwears	798 227	6 813 763	11 763 409	99 596 848
871 Optical Instrument And Apparatus	14 952	136 428	3 166 496	12 340 114
872 Medical Instruments And Appliances	11 402	295 124	259 495	7 701 654
873 Meters And Counters	99 578	1 154 577	2 268 220	16 924 351
874 Measuring, Checking, Analysing, And Controlling Instrument And App	217 500	2 266 741	8 103 844	67 795 380

K2. IMPOR KAWASAN BERIKAT / BOUND ZONE IMPORT
MENURUT GOLONGAN BARANG SITC / BY SITC COMMODITY GROUP
**** OKTOBER / OCTOBER 2011 ****

SITC Uraian Golongan Barang <i>Group Description</i>	Berat Bersih / <i>Net Weight (Kg)</i>		Nilai CIF / <i>CIF Value (US\$)</i>	
	Bulan ini <i>Current month</i>	Kumulatif <i>Cum. Jan to date</i>	Bulan ini <i>Current month</i>	Kumulatif <i>Cum. Jan to date</i>
881 Photographic Apparatus And Equipments	6 214	63 218	914 720	7 516 675
882 Photographic And Chinematographic Supplies	108 758	1 046 742	127 780	1 814 431
883 Cinematograph Film, Exposed And Developed	6	213	314	4 434
884 Optical Goods	102 545	6 668 384	5 311 081	41 959 167
885 Watches And Clocks	884	59 604	61 664	1 338 374
891 Arms And Ammunitions	33	356	230	4 968
892 Printed Matter	585 958	5 410 129	10 390 463	88 736 328
893 Article Of Plastics	3 103 714	27 238 941	17 357 987	159 624 403
894 Baby Carriages, Toys, Games, And Sporting Goods	384 203	3 174 915	887 199	9 582 312
895 Office And Stationery Supplies	107 390	1 617 115	1 546 672	13 984 267
896 Works Of Art, Collectors Pieces And Antiques	54	2 951	1 190	61 905
897 Jewellery, Goldsmith, Silversmith Wares, And Other Articles	4 317	96 125	230 445	10 244 835
898 Musical Instrument And Parts/Accessories	869 268	9 370 209	22 608 576	154 500 372
899 Other Miscellaneous Manufactured Articles	730 990	7 759 450	12 728 574	129 353 974
961 Coin Not Being Legal Tender	0	99	0	5 381
971 Gold, Non-Monetary	65	1 602	1 192 971	25 172 248
TOTAL IMPORT	651 909 630	5 804 475 308	2 127 616 313	18 823 737 381

http://www.bps.go.id

K3. IMPOR KAWASAN BERIKAT / BOUND ZONE IMPORT
MENURUT NEGARA ASAL / BY COUNTRY OF ORIGIN
**** OKTOBER / OCTOBER 2011 ****

Kode Code	Negara Asal Country of Origin	Berat Bersih / Net Weight (Kg)		Nilai CIF / CIF Value (US\$)	
		Bulan ini Current month	Kumulatif Cum. Jan to date	Bulan ini Current month	Kumulatif Cum. Jan to date
111	JP JAPAN	42 530 010	410 815 640	365 796 347	3 034 881 025
112	HK HONG KONG	12 890 240	112 793 383	176 011 502	1 558 879 030
113	KP KOREA, DEM. PEOPLE'S REP.	34 779	376 895	67 430	692 722
114	KR KOREA, REPUBLIC OF	43 735 879	469 182 814	288 689 205	2 658 365 563
115	TW TAIWAN	17 481 994	329 818 036	121 963 734	1 181 700 521
116	CN CHINA	61 662 397	621 278 626	370 902 910	3 376 220 211
117	MN MONGOLIA	0	4 582	0	39 743
118	MO MACAU	19 705	215 839	206 258	1 879 968
120	PG PAPUA NEW GUINEA	1 397 207	9 421 188	610 723	4 228 557
121	TH THAILAND	83 038 406	1 134 435 285	107 395 759	1 304 801 107
122	SG SINGAPORE	36 459 057	336 670 903	129 078 822	1 180 922 532
123	PH PHILIPPINES	4 389 718	53 187 268	15 114 250	143 812 578
124	MY MALAYSIA	33 338 356	301 946 950	62 873 707	603 757 866
125	MM MYANMAR	348	83 074	39 186	772 181
126	KH CAMBODIA	10 622	88 384	78 026	510 722
127	BN BRUNEI DARUSSALAM	40	15 905	1 200	3 965
128	LA LAO PEOPLE'S DEM. REP.	0	12 786	0	165 944
129	NP NEPAL	0	2	0	15
131	VN VIET NAM	3 164 367	43 059 266	24 082 522	239 513 631
132	MV MALDIVES	0	10	0	450
133	IN INDIA	7 816 016	113 552 800	21 368 886	190 887 719
134	PK PAKISTAN	1 589 605	10 893 121	3 580 777	33 358 521
135	BD BANGLADESH	36 712	582 183	48 242	1 423 637
136	LK SRI LANKA	44 873	305 904	175 335	1 618 156
137	AF AFGHANISTAN	0	3	0	2
138	ID INDONESIA	321 488	3 564 870	3 460 651	34 322 573
142	IR IRAN (ISLAMIC REPUBLIC OF)	22 088	18 222 229	12 755	6 295 956
143	SA SAUDI ARABIA	10 310 764	114 227 138	14 027 358	142 507 140
144	IL ISRAEL	0	84 508	0	901 370
145	KW KUWAIT	2 163 527	20 388 235	2 675 224	25 703 228
146	JO JORDAN	33 364	499 752	37 671	530 974
148	LB LEBANON	0	21 737	0	270 504
149	PN PALESTINA	0	1	0	56
151	YE YEMEN	0	64 654	0	201 093
152	OM OMAN	0	6 470 542	0	5 216 854
153	SY SYRIA ARAB REPUBLIC	0	2 104	0	12 405
154	TR TURKEY	377 690	4 499 214	1 303 160	17 542 834
155	AE UNITED ARAB EMIRATES	1 336 527	25 416 313	2 055 781	26 136 992
156	QA QATAR	1 864 494	12 670 598	4 250 156	28 752 511
157	BH BAHRAIN	27	1 308 148	665	651 647
158	CY CYPRUS	0	504 865	0	408 042
211	EG EGYPT	7 012 671	18 305 167	1 471 177	5 075 944
213	MA MOROCCO	1 000	5 639	1 875	107 288
214	TN TUNISIA	5	28	74	922
215	DZ ALGERIA	0	2	0	2
216	SD SUDAN	0	1 312 720	0	610 020
219	NA NAMIBIA	277 425	806 573	134 829	394 941
221	ET ETHIOPIA	2 595	29 427	120 530	1 295 227
222	TZ TANZANIA, UNITED REP. OF	876 074	2 225 573	2 308 762	8 701 310
223	MG MADAGASCAR	11 000	14 300	184 800	363 000
225	KE KENYA	87 775	451 231	208 203	1 843 198
227	MZ MOZAMBIQUE	0	719 302	0	2 047 302
228	BW BOTSWANA	0	1	0	2
230	TG TOGO	0	798 395	0	2 349 994

K3. IMPOR KAWASAN BERIKAT / BOUND ZONE IMPORT
MENURUT NEGARA ASAL / BY COUNTRY OF ORIGIN
**** OKTOBER / OCTOBER 2011 ****

Kode Code	Negara Asal Country of Origin	Berat Bersih / Net Weight (Kg)		Nilai CIF / CIF Value (US\$)	
		Bulan ini Current month	Kumulatif Cum. Jan to date	Bulan ini Current month	Kumulatif Cum. Jan to date
231	GH GHANA	0	1 747 798	0	814 024
232	LR LIBERIA	1 121 298	1 926 678	568 568	964 971
233	GN GUINEA	0	615 713	0	293 026
235	CG CONGO	247 980	472 613	116 551	233 377
236	CM CAMEROON	0	71 699	0	94 817
237	NG NIGERIA	0	274 368	0	2 360 994
238	SL SIERRA LEONE	0	1 358	0	18 750
239	GA GABON	0	655 924	0	427 755
240	CI COTE D'IVOIRE	0	945	0	16 472
241	SN SENEGAL	0	208 493	0	106 477
242	MR MAURITANIA	0	1 253	0	14 344
243	ML MALI	35	1 300 544	1 344	5 174 471
244	BJ BENIN	0	1 262 413	0	2 297 714
245	BF BURKINA FASO	98 502	3 067 426	280 395	8 500 518
247	GM GAMBIA	0	41	0	671
248	VI U.S. VIRGIN ISLANDS	0	4 770	0	126 907
249	SC SEYCHELLES	100	45 943	445	199 136
251	UG UGANDA	11 938	554 182	144 761	2 592 303
252	CF CENTRAL AFRICAN REPUBLIC	108 386	498 552	235 960	1 084 397
253	NE NIGER	190	1 678	1 356	3 920
256	SH SAINT HELENA	1	333	43	4 408
257	ST SAO TOME AND PRINCIPE	0	4	0	63
260	SZ SWAZILAND	176	203 994	6 604	1 137 239
261	ZA SOUTH AFRICA	25 777 665	179 564 768	29 676 482	226 936 061
262	ZW ZIMBABWE	396 000	811 800	3 021 480	6 240 564
265	KM COMOROS	0	2	0	83
267	MU MAURITIUS	12	63 116	308	32 522
268	RW RWANDA	0	697	0	8 484
298	VG VIRGIN ISLANDS (BRITISH)	88 531	682 266	396 515	5 046 558
311	AU AUSTRALIA	88 931 631	413 351 971	86 497 761	467 664 146
312	NZ NEW ZEALAND	8 526 426	48 032 830	7 198 691	51 038 958
319	GU GUAM	0	301	0	1 126
321	NR NAURU	0	52	0	356
322	NC NEW CALEDONIA	0	514	0	2 692
324	MP NORTHERN MARIANA ISLANDS	0	84	0	62 778
328	IO BRITISH INDIAN OCEAN TERRITORY	0	3 289	0	68 539
331	AS AMERICAN SAMOA	892 108	5 107 377	533 192	5 144 597
332	CK COOK ISLANDS	0	5	0	228
333	FJ FIJI	46 660	47 830	20 064	127 430
334	KI KIRIBATI	0	4	0	41
335	MH MARSHALL ISLANDS	0	5	0	253
336	WS SAMOA	0	196	0	4 070
340	CX CHRISTMAS ISLANDS	0	1 548	0	55 327
342	CC COCOS (KEELING) ISLANDS	0	987	0	9 125
343	TK TOKELAU	0	120	0	1 787
411	US UNITED STATES	31 540 824	210 235 342	64 773 241	640 619 239
412	CA CANADA	595 653	8 222 874	4 045 907	34 291 218
421	MX MEXICO	6 638 939	25 553 727	6 768 181	34 687 782
422	GT GUATEMALA	3 573	51 072 769	4 434	41 006 783
423	HN HONDURAS	0	15 113	0	144 386
424	NI NICARAGUA	0	3 604	0	43 540
425	PA PANAMA	22	230 608	3 642	138 794
426	CU CUBA	0	368	0	1 556
427	CB CURACAO	0	4	0	25

K3. IMPOR KAWASAN BERIKAT / BOUND ZONE IMPORT
MENURUT NEGARA ASAL / BY COUNTRY OF ORIGIN
**** OKTOBER / OCTOBER 2011 ****

Kode Code	Negara Asal Country of Origin	Berat Bersih / Net Weight (Kg)		Nilai CIF / CIF Value (US\$)	
		Bulan ini Current month	Kumulatif Cum. Jan to date	Bulan ini Current month	Kumulatif Cum. Jan to date
428 SR	SURINAME	0	62 050	0	154 311
431 CL	CHILE	2 653 659	33 611 065	7 018 144	78 244 786
432 VE	VENEZUELA	0	75	0	550
433 AR	ARGENTINA	5 941 427	34 739 040	10 868 361	45 238 202
434 BR	BRAZIL	83 642 348	388 534 426	67 704 953	364 612 115
435 CO	COLOMBIA	77	15 657	6 621	319 988
436 BO	BOLIVIA	0	14 624	0	124 925
437 UY	URUGUAY	65 816	417 583	45 595	340 048
438 PY	PARAGUAY	0	36 593	0	91 304
441 EC	ECUADOR	40 333	96 519	929 210	1 737 371
442 PE	PERU	0	79 899	0	291 744
443 GY	GUYANA	0	24 933	0	136 746
445 BS	BAHAMAS	476	4 010	2 206	75 989
446 JM	JAMAICA	0	55 714	0	28 903
447 PR	PUERTO RICO	2 210	5 279	30 240	80 747
448 BZ	BELIZE	430	59 679	11 915	168 614
449 DO	DOMINICAN REPUBLIC	519 470	598 043	250 385	581 484
450 SV	EL SALVADOR	0	16	0	254
451 CR	COSTA RICA	0	44 390	0	771 286
452 HT	HAITI	0	5	0	2 107
453 BB	BARBADOS	59	59	271	271
454 AG	ANTIGUA AND BARBUDA	0	24	0	425
455 AI	ANGUILLA	0	3 486	0	48 804
458 CV	CAPE VERDE	129	129	2 221	2 221
459 KY	CAYMAN ISLANDS	0	4 945	0	14 674
460 DM	DOMINICA	0	37	0	1 339
463 PF	FRENCH POLYNESIA	0	120	0	900
464 GL	GREENLAND	0	212 687	0	1 081 816
467 AN	NETHERLANDS ANTILLES	0	471	0	27 687
472 GP	GUADELOUPE	0	2	0	592
473 KN	SAINT KITTS AND NEVIS	0	1	0	1
511 GB	UNITED KINGDOM	2 449 805	14 570 661	25 109 157	119 030 902
512 NL	NETHERLANDS	1 949 361	8 830 974	7 712 771	57 654 865
513 FR	FRANCE	1 143 795	12 530 130	5 418 317	61 628 391
514 DE	GERMANY, FED. REP. OF	3 362 826	42 402 745	23 371 894	297 855 933
515 AT	AUSTRIA	1 155 937	5 561 017	11 253 346	27 588 367
516 BE	BELGIUM	516 829	8 216 500	3 829 533	30 419 108
517 CH	SWITZERLAND	1 158 274	2 363 150	3 713 394	21 550 455
518 LU	LUXEMBOURG	3 028	17 144	114 091	341 779
520 MC	MONACO	0	33	0	181
521 DK	DENMARK	19 079	681 807	501 996	10 396 966
522 NO	NORWAY	69 526	1 498 509	388 365	6 427 600
523 SE	SWEDEN	781 337	6 731 541	3 335 177	19 458 009
524 FI	FINLAND	1 740 676	8 721 277	4 455 976	22 115 139
525 IE	IRELAND	47 217	239 393	150 511	718 519
526 IT	ITALY	1 042 698	26 688 284	5 849 615	104 580 185
527 ES	SPAIN	249 473	3 491 972	2 173 834	21 763 001
528 PT	PORTUGAL	2 626	12 926 441	451 553	28 520 356
531 GR	GREECE	424 613	2 958 557	1 549 248	9 788 154
533 AD	ANDORRA	1	85 960	30	512 798
534 LI	LIECHTENSTEIN	0	216	0	18 210
540 CD	DEMOCRATIC REP. OF THE CONGO	0	1 157 702	0	2 703 855
542 HU	HUNGARY	62 580	511 948	11 104 560	44 755 750
543 PL	POLAND	53 620	715 376	1 138 232	9 060 302

K3. IMPOR KAWASAN BERIKAT / BOUND ZONE IMPORT
MENURUT NEGARA ASAL / BY COUNTRY OF ORIGIN
**** OKTOBER / OCTOBER 2011 ****

Kode Code	Negara Asal Country of Origin	Berat Bersih / Net Weight (Kg)		Nilai CIF / CIF Value (US\$)	
		Bulan ini Current month	Kumulatif Cum. Jan to date	Bulan ini Current month	Kumulatif Cum. Jan to date
544	RO ROMANIA	937 432	3 564 569	757 936	6 993 863
545	BG BULGARIA	98 225	718 973	184 153	1 194 977
548	AL ALBANIA	0	2	0	1 676
549	AM ARMENIA	0	1	0	3
551	BY BELARUS	0	2	0	16
552	KZ KAZAKHSTAN	9	12	4 642	5 700
553	KG KYRGYZSTAN	41 996	106 914	37 310	501 036
555	TJ TAJIKISTAN	0	35 910	0	33 576
556	TM TURKMENISTAN	0	2 619	0	29 341
557	UA UKRAINE	24 750	6 086 771	38 115	5 715 478
558	UZ UZBEKISTAN	180	60 192	1 628	241 673
559	LT LITHUANIA	1	123 643	2	51 936
560	LV LATVIA	1	335 354	6	1 828 434
561	EE ESTONIA	2 000	7 138	138 000	162 255
562	GE GEORGIA	0	27 319	0	73 010
563	HR CROATIA	279	516	14 593	19 589
565	MT MALTA	0	769	0	11 345
566	SK SLOVAKIA	101 075	399 065	255 268	1 603 290
567	SI SLOVENIA	484	293 182	12 554	274 674
568	CZ CZECH REPUBLIC	1 012 678	12 168 011	1 540 684	19 593 261
569	GS SOUTH GEORGIA AND THE SOUTH SA	0	499	0	54 924
570	MK REP. OF MACEDONIA	0	6	0	58
571	FO FAEROE ISLANDS	0	5	0	5
572	RU RUSSIA FEDERATION	1 225 290	23 745 698	1 505 283	23 751 473
573	RS SERBIA	0	234	0	1 262
TOTAL IMPORT		651 909 630	5 804 475 308	2 127 616 313	18 823 737 381

K4. IMPOR KAWASAN BERIKAT / BOUND ZONE IMPORT
MENURUT PROPINSI DAN PELABUHAN IMPOR / BY PROVINCE AND PORT OF IMPORTATION
**** OKTOBER / OCTOBER 2011 ****

Kode Code	Propinsi / Pelabuhan Impor Province / Port of Importation	Berat Bersih / Net Weight (Kg)		Nilai CIF / CIF Value (US\$)	
		Bulan ini Current month	Kumulatif Cum. Jan to date	Bulan ini Current month	Kumulatif Cum. Jan to date
SUMATERA UTARA		11 120 794	103 494 819	27 588 821	255 821 443
144	IDBLW BELAWAN	11 117 825	103 460 872	27 455 361	254 034 415
166	IDMES MEDAN / POLONIA (U)	2 969	33 947	133 460	1 787 028
RIAU		59 585 751	443 222 781	53 882 964	268 544 167
225	IDDUM DUMAI	439 522	80 874 105	968 946	51 068 815
273	IDPAK PEKAN BARU	11 400 720	26 200 720	769 340	1 755 168
277	IDBUN BUATAN	47 745 509	336 147 956	52 144 678	215 720 184
KEPULAUAN RIAU		5 330 834	79 171 730	38 883 964	494 910 443
248	IDTBK TANJUNG BALAI KARIMUN	0	40 100 233	0	107 870 766
250	IDTAN TANJUNG UBAN	3 822 681	37 105 711	35 072 514	380 427 113
251	IDTPN TANJUNG PINANG	1 508 153	1 948 594	3 811 450	6 436 091
262	IDTNJ KIJANG (U)	0	17 192	0	176 473
LAMPUNG		30 154 150	186 351 220	18 727 216	141 207 590
395	IDPJG PANJANG	30 154 150	186 351 220	18 727 216	141 207 590
DKI JAKARTA		295 432 603	2 684 415 928	1 644 804 023	14 613 512 131
431	IDTPP TANJUNG PRIOK	279 513 741	2 508 994 715	1 272 449 790	11 660 862 098
432	IDKLB KALIBARU	11 599 910	139 546 976	4 475 339	46 093 627
433	IDJKT JAKARTA / PASAR IKAN	78 232	766 694	474 608	2 707 229
434	IDCGK SOEKARNO-HATTA (U)	4 231 695	35 002 435	366 336 457	2 895 762 308
436	IDHLP HALIM PERDANA KUSUMA (U)	9 025	105 108	1 067 829	8 086 869
BANTEN		142 201 339	1 564 914 609	97 936 097	1 157 829 598
461	IDMRK MERAK	29 201 561	458 578 717	23 176 882	383 258 740
473	IDCGD CIGADING	112 999 778	1 106 335 892	74 759 215	774 570 858
JAWA BARAT		0	392 510	0	1 442 146
463	IDCBN CIREBON/PENGGUNG (U)	0	377 056	0	1 190 825
466	IDBDO HUSEIN SASTRANEGARA	0	47	0	220 396
468	IDBND GEDE BAGE-BANDUNG (PTT)	0	15 407	0	30 925
JAWA TENGAH		27 476 136	187 098 184	113 564 517	812 243 904
494	IDTES TANJUNG EMAS	27 439 292	186 978 840	113 285 140	810 503 158
496	IDSRG ACHMAD YANI (U)	17 323	80 369	227 539	1 142 551
497	IDSMR SEMARANG (PTT)	19 000	26 500	35 720	46 720
498	IDSOC JEBRES/ADI SUMARMO	521	12 475	16 118	551 475
DI YOGYAKARTA		83	1 062	1 774	54 638
531	IDJOG ADI SUCIPTO (U)	83	1 062	1 774	54 638
JAWA TIMUR		80 583 496	554 854 429	131 673 767	1 054 169 206
562	IDGRE GRESIK	0	6 985 896	0	2 519 074
563	IDTPE TANJUNG PERAK	80 191 642	536 469 523	117 385 909	930 815 695
567	IDBJU BANYUWANGI	0	7 405 001	0	11 614 720
587	IDSUB JUANDA (U)-SURABAYA	133 162	1 119 094	13 343 806	100 765 442
588	IDSUR SURABAYA (PTT)	258 692	2 874 915	944 052	8 454 275
BALI		492	174 490	376 136	21 382 626
613	IDBOA BENOA/LOLOAN	0	31 902	0	9 580
620	IDDPS NGURAH RAI (U)	492	142 588	376 136	21 373 046
KALIMANTAN TIMUR		1 513	330 822	89 417	2 208 597
803	IDBPP BALIKPAPAN	0	328 191	0	2 010 638
814	IDBPN SEPINGGAN (U)	1 513	2 631	89 417	197 959
KALIMANTAN SELATAN		22 439	22 439	87 617	87 617
775	IDBLC BATU LICIN	22 439	22 439	87 617	87 617
SULAWESI SELATAN		0	30 285	0	323 275
893	IDUJU UJUNG Pandang	0	30 285	0	323 275
TOTAL IMPORT		651 909 630	5 804 475 308	2 127 616 313	18 823 737 381

DATA

MENCERDASKAN BANGSA



BADAN PUSAT STATISTIK

Jl. dr. Sutomo No. 6-8 Jakarta 10710

Telp. : (021) 3841195, 3842508, 3810291-4, Fax. : (021) 3857046

Homepage : <http://www.bps.go.id> E-mail : bpsdq@bps.go.id

ISSN 0126-3668



9 770126 366007 >