



KATALOG BPS : 8202010.62

STATISTIK EKSPOR IMPOR KALIMANTAN TENGAH 2012 - 2013



**BADAN PUSAT STATISTIK
PROVINSI KALIMANTAN TENGAH**

BPS - Statistics of Kalimantan Tengah Province

<http://kalteng.bps.go.id>

**STATISTIK EKSPOR IMPOR
KALIMANTAN TENGAH
2012-2013**

STATISTIK EKSPOR IMPOR KALIMANTAN TENGAH 2012 - 2013

ISSN : 2354-7758
No. Publikasi : 62540.1405
Katalog BPS : 8202010.62

Ukuran Buku : 29,7 cm x 21 cm
Jumlah Halaman : ix + 172 halaman

Naskah :
Bidang Statistik Distribusi BPS Provinsi Kalimantan Tengah

Penanggung Jawab Umum : Sukardi
Penanggung Jawab Teknis : Moh. Wahyu Yulianto
Penulis : Purwo Sucahyadi

Gambar Kulit dan Tata Letak
Koordinator : Bob Setiabudi
Penyunting dan Tata Letak : Ervin Prasetyaning A.
Gambar Kulit : Oki Libriyanto

Diterbitkan oleh : Badan
Pusat Statistik Provinsi
Kalimantan Tengah

“Boleh dikutip dengan menyebut sumbernya”

Kata Pengantar

Publikasi "**Statistik Ekspor Impor Kalimantan Tengah 2012-2013**" merupakan publikasi tahunan yang memuat data statistik ekspor dan impor menurut pelabuhan Kalimantan Tengah dan ekspor menurut asal barang Kalimantan Tengah yang disajikan menurut sektor, negara asal/tujuan, pelabuhan dan jenis komoditi, yaitu *Harmonize System (HS)* dan *Standard International Trade Classification (SITC)*. Data yang disajikan merupakan rangkuman hasil pengolahan dari dokumen Pemberitahuan Ekspor Barang (PEB) dan Pemberitahuan Impor Barang (PIB) yang didapat dari Kantor Pelayanan Bea dan Cukai.


Dengan tersedianya publikasi ini, diharapkan akan dapat memenuhi kebutuhan data bagi para pengguna data statistik ekspor dan impor di daerah Kalimantan Tengah.

Kepada semua pihak, khususnya para sumber data yang telah membantu dalam memberikan data sehingga memungkinkan terbitnya publikasi ini diucapkan terima kasih. Namun demikian, kritik dan saran demi penyempurnaan/perbaikan penerbitan berikutnya tetap kami harapkan dari para pengguna data.

Palangka Raya, Juni 2014

BPS Provinsi Kalimantan Tengah

Kepala,



Dr. Ir. Sukardi, M.Si

Daftar Isi

Kata Pengantar.....	iii
Daftar Isi.....	v
Daftar Tabel.....	vii
Daftar Gambar.....	ix
Penjelasan.....	1
1. Pendahuluan.....	1
2. Ruang Lingkup.....	1
Konsep dan Definisi.....	3
Sumber Data.....	3
Ringkasan.....	4
1. Statistik Ekspor.....	4
2. Statistik Impor.....	7
Tabel-tabel Ekspor.....	9
Tabel-tabel Impor.....	65

Daftar Tabel

Tabel 1.1	Data Ekspor Asal Kalimantan Tengah Menurut Sektor, 2012-2013	11
Tabel 1.2.	Data Ekspor Asal Kalimantan Tengah Menurut Negara Tujuan, 2012-2013	13
Tabel 1.3	Data Ekspor Asal Kalimantan Tengah Menurut Pelabuhan Muat, 2012-2013	15
Tabel 1.4	Data Ekspor Asal Kalimantan Tengah Menurut Golongan Barang HS 2 Dijiit, 2012-2013.....	16
Tabel 1.5	Data Ekspor Asal Kalimantan Tengah Menurut Komoditi HS 2012, 2012-2013	17
Tabel 1.6	Data Ekspor Asal Kalimantan Tengah Menurut Komoditi dan Negara Tujuan, 2012-2013	19
Tabel 1.7	Data Ekspor Asal Kalimantan Tengah Menurut Negara Tujuan dan Komoditi HS 2012, 2012-2013.....	28
Tabel 1.8	Data Ekspor Asal Kalimantan Tengah Menurut Komoditi Hs 2012 dan Pelabuhan Muat, 2012-2013	37
Tabel 1.9	Data Ekspor Asal Kalimantan Tengah Menurut Pelabuhan Muat dan Komoditi HS 2012, 2012-2013	46
Tabel 1.10	Data Ekspor Asal Kalimantan Tengah Menurut Golongan Barang SITC Group, 2012-2013	51
Tabel 1.11	Ekspor Asal Kalimantan Tengah Menurut Negara Tujuan Dan Golongan Barang SITC Grup 3 Dijiit, 2012-2013.....	53
Tabel 1.12	Data Ekspor Asal Kalimantan Tengah Menurut Pelabuhan Muat Dan Golongan Barang SITC Grup 3 Dijiit, 2012-2013.....	60
Tabel 2.1	Data Impor Kalimantan Tengah Menurut Golongan Barang Ekonomi, 2012-2013.....	67
Tabel 2.2	Data Impor Kalimantan Tengah Menurut Negara Asal, 2012-2013.....	68
Tabel 2.3	Data Impor Kalimantan Tengah Menurut Pelabuhan Bongkar, 2012-2013.....	69
Tabel 2.4	Data Impor Kalimantan Tengah Menurut Komoditi Grup HS 2 Dijiit, 2012-2013	70
Tabel 2.5	Data Impor Kalimantan Tengah Menurut Komoditi HS 2012, 2012-2013	71
Tabel 2.6	Data Impor Kalimantan Tengah Menurut Komoditi HS 2012 dan Negara Asal, 2012-2013	84
Tabel 2.7	Data Impor Kalimantan Tengah Menurut Negara Asal Dan Komoditi HS 2012, 2012-2013	109
Tabel 2.8	Data Impor Kalimantan Tengah Menurut Komoditi HS 2012 dan Pelabuhan Bongkar, 2012-2013	121
Tabel 2.9	Data Impor Kalimantan Tengah Menurut Pelabuhan Bongkar dan Komoditi HS 2012, 2012-2013	147
Tabel 2.10	Data Impor Kalimantan Tengah Menurut SITC Grup 1, 2, 3 Dijiit, 2012-2013	159
Tabel 2.11	Data Impor Kalimantan Tengah Menurut Negara Asal dan SITC Grup 3 Dijiit, 2012-2013.....	163
Tabel 2.12	Data Impor Kalimantan Tengah Menurut Pelabuhan Bongkar dan SITC Grup 3 Dijiit, 2012-2013.....	169

Daftar Gambar

Gambar 1	Perkembangan Ekspor Provinsi Kalimantan Tengah, 2003-2013	4
Gambar 2	Persentase Tujuan Ekspor Kalimantan Tengah Menurut Benua, 2013	5
Gambar 3	Persentase Ekspor Asal Kalimantan Tengah Menurut Pelabuhan Muat, 2013	5
Gambar 4	Persentase Ekspor Menurut Pelabuhan Kalimantan Tengah dan Luar Kalimantan Tengah, 2003-2013	6
Gambar 5	Persentase Ekspor Menurut Komoditas, 2013	6
Gambar 6	Perkembangan Impor Kalimantan Tengah, 2003-2013	7
Gambar 7	Persentase Komoditas Impor Utama Kalimantan Tengah, 2013	8

PENJELASAN

1. Pendahuluan

Pada era globalisasi, Indonesia tidak bisa lepas dari negara-negara lainnya. Sebagai suatu negara yang menganut ekonomi terbuka, ekspor dan impor barang merupakan kegiatan yang sangat penting dan tidak terelakkan. Informasi ini berguna untuk melihat efisiensi dalam menjalankan aktivitas ekonomi. Banyak faktor yang menentukan besarnya ekspor dan impor antar negara, karena setiap waktu besarnya bisa berubah-ubah.

Tersedianya data statistik ekspor dan impor Provinsi Kalimantan Tengah yang berkualitas yaitu data statistik yang lengkap, akurat, mutakhir, dan berkesinambungan semakin penting dalam mendukung pembangunan di berbagai sektor perekonomian. Data tersebut diperlukan dalam rangka perencanaan, pemantauan, maupun evaluasi perkembangan perekonomian di wilayah itu. Dengan data tersebut diharapkan dapat memberikan gambaran potensi ekonomi yang ada di Kalimantan Tengah dan dapat dikembangkan untuk meningkatkan pertumbuhan ekonomi di Provinsi Kalimantan Tengah.

2. Ruang Lingkup

a. Statistik Ekspor menurut Provinsi Muat

Statistik ekspor yang disajikan dalam publikasi ini meliputi ekspor menurut pelabuhan muat, menurut golongan barang (2 dan 10 digit HS) dan menurut negara tujuan. Pencatatan statistik ekspor Kalimantan Tengah meliputi seluruh barang yang ke luar dari wilayah Republik Indonesia, baik yang bersifat komersial maupun bukan komersial seperti bantuan barang kredit lunak, hadiah dan sebagainya yang dimuat melalui pelabuhan-pelabuhan yang ada di Provinsi Kalimantan Tengah.

b. Statistik Impor menurut Provinsi Bongkar

Statistik impor yang disajikan dalam publikasi ini meliputi impor menurut golongan barang (2 dan 10 digit HS), menurut pelabuhan bongkar dan menurut negara asal. Pencatatan statistik impor Kalimantan Tengah meliputi seluruh barang dari luar wilayah Republik Indonesia yang langsung masuk ke pelabuhan-pelabuhan di wilayah Provinsi Kalimantan Tengah, baik yang bersifat komersial maupun bukan komersial.

c. Statistik Ekspor menurut Provinsi Asal Barang

Statistik ekspor yang disajikan dalam publikasi ini meliputi ekspor asal Provinsi Kalimantan Tengah menurut pelabuhan muat di seluruh Indonesia, menurut golongan barang (2 dan 10 digit HS) dan menurut negara tujuan. Pencatatan statistik ekspor Kalimantan Tengah meliputi seluruh barang yang ke luar dari wilayah Republik Indonesia, baik yang bersifat komersial maupun bukan komersial seperti bantuan barang kredit lunak, hadiah dan sebagainya yang dimuat melalui pelabuhan-pelabuhan yang ada di Provinsi Kalimantan Tengah.

KONSEP DAN DEFINISI

- **Negara tujuan** adalah negara dimana barang yang diekspor tersebut akan dikonsumsi/diperdagangkan.
- **Negara asal** adalah negara dimana barang-barang tersebut dihasilkan setelah diperiksa oleh pejabat Bea dan Cukai sesuai dengan peraturan yang berlaku.
- **Pelabuhan ekspor** adalah pelabuhan dimana surat izin muat tersebut dikeluarkan.
- **Bongkar** adalah pembongkaran barang dari kapal ke darat di pelabuhan pencatat (dari dalam atau luar negeri).
- **Muat** adalah pemuatan barang ke kapal untuk diangkut ke pelabuhan tujuan (baik dalam maupun luar negeri).
- **Datang** adalah penumpang yang datang/turun dari kapal di pelabuhan pencatat.
- **Berangkat** adalah penumpang yang berangkat/naik ke kapal di pelabuhan pencatat untuk diangkut ke pelabuhan tujuan.

Sumber Data

Data ekspor/impor dikumpulkan berdasarkan dokumen ekspor/Pemberitahuan Ekspor Barang (PEB) yang diisi oleh Eksportir dan dokumen impor/Pemberitahuan Impor Barang (PIB) yang diisi oleh Importir yang telah diberikan ijin oleh Kantor Pelayanan Bea dan Cukai, dan selanjutnya melalui Bank Indonesia dikirim ke Badan Pusat Statistik.

RINGKASAN

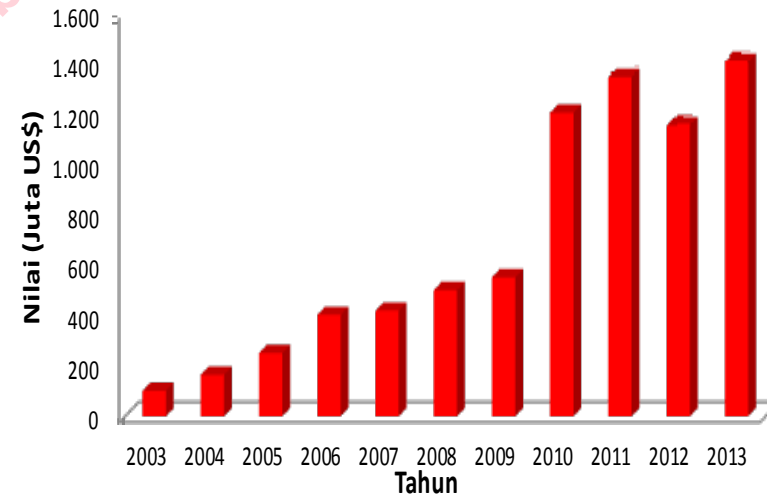
1. Statistik Ekspor

1.1 Perkembangan Ekspor

Nilai ekspor Kalimantan Tengah berdasarkan Provinsi asal pada tahun 2013 sebesar US\$ 1.402.689.315,- dengan berat 27.894.278.025 kg. Nilai ekspor tahun 2013 mengalami peningkatan sebesar 21,69 persen jika dibandingkan tahun 2012 yang mencapai US\$ 1.152.671.555,- dengan berat 6.001.105.001 kg.

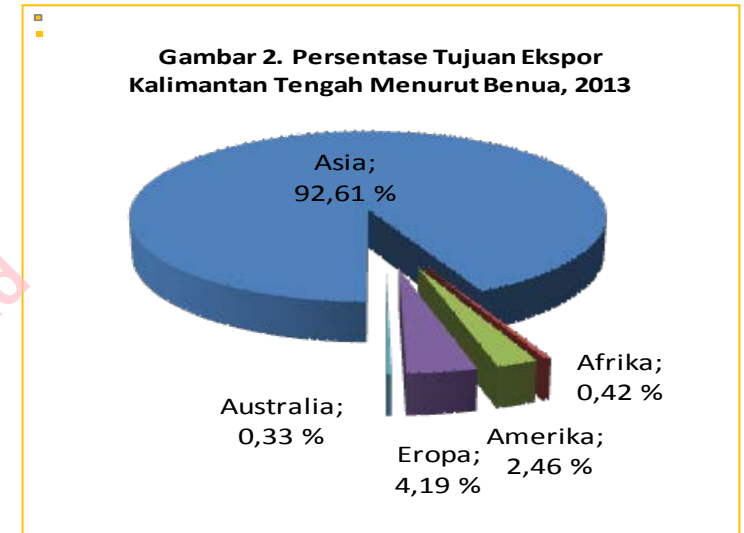
Sejak tahun 2003 nilai ekspor Kalimantan Tengah terus mengalami peningkatan, kecuali pada tahun 2012. Nilai ekspor Kalimantan Tengah pada tahun 2012 mengalami penurunan 14,20 persen dibanding tahun sebelumnya. Peningkatan nilai ekspor yang cukup tinggi terjadi pada tahun 2010 yang mengalami kenaikan sebesar 118,42 persen dibandingkan ekspor tahun 2009.

Gambar 1. Perkembangan Ekspor Provinsi Kalimantan Tengah, 2003 - 2013



1.2 Negara Tujuan Ekspor

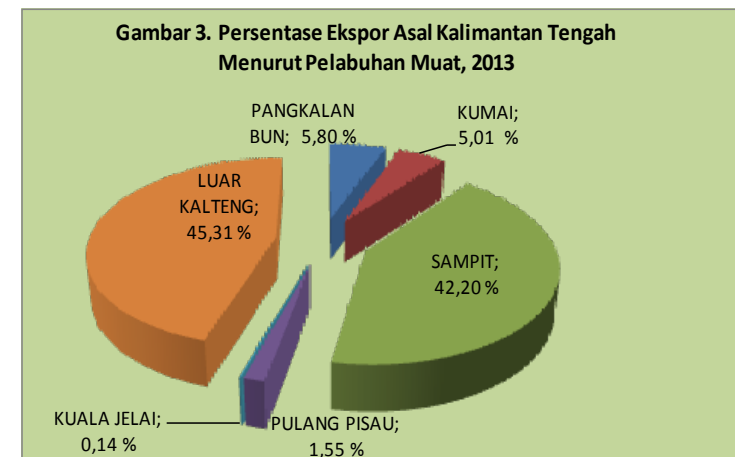
Jika dilihat dari ekspor barang yang berasal dari Kalimantan Tengah, negara tujuan ekspor masih didominasi ke negara-negara Asia senilai US\$ 1.299.005.186,- atau sebesar 92,61 persen dari seluruh ekspor asal Kalimantan Tengah. Selebihnya diekspor ke negara-negara Eropa senilai US\$ 58.762.849,- (4,19 persen), negara-negara Amerika senilai US\$ 34.458.430,- (2,46 persen), negara-negara Afrika senilai US\$ 5.870.721,- (0,42 persen) dan negara-negara Australia senilai US\$ 4.592.129,- (0,33 persen).



Secara spesifik, tiga negara tujuan ekspor utama barang asal Kalimantan Tengah adalah China sebesar US\$ 759.499.596,- atau sekitar 54,15 persen dari total ekspor asal Kalimantan Tengah. Disusul ekspor ke Jepang sebesar US\$ 196.518.964,- (14,01 persen), dan Pakistan sebesar US\$ 99.322.013,- (7,08 persen).

1.3 Ekspor Menurut Pelabuhan

Ekspor Kalimantan Tengah pada tahun 2013 dimuat melalui empat pelabuhan utama yang berada di wilayah Kalimantan Tengah yaitu pelabuhan Pangkalan Bun (Kotawaringin Barat) sebesar US\$ 81.304.020,- (5,80 persen), pelabuhan Kumai (Kotawaringin Barat) sebesar US\$ 70.251.146,- (5,01 persen), pelabuhan Sampit (Kotawaringin Timur) sebesar US\$ 591.956.423,- (42,20 persen) dan pelabuhan Pulang Pisau

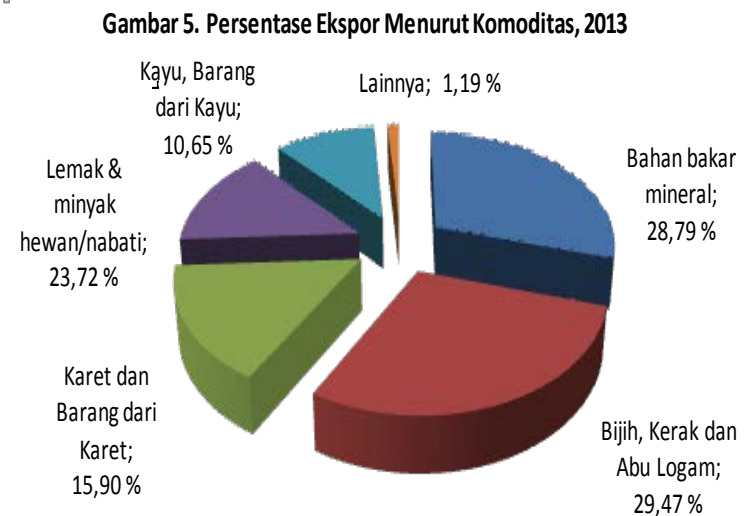
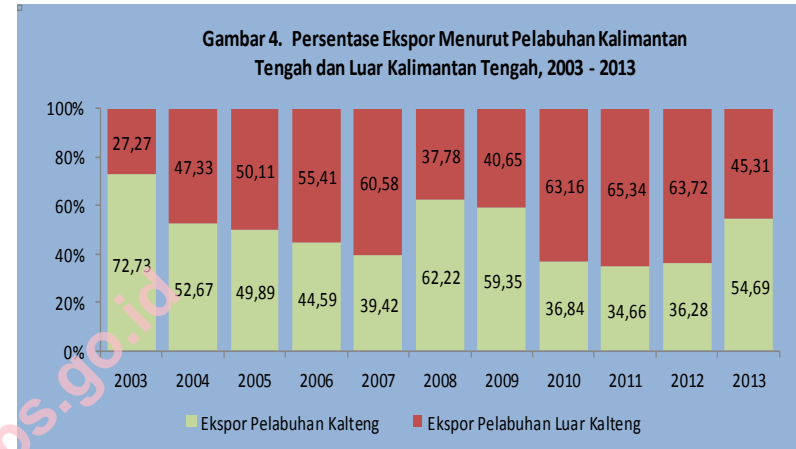


(Pulang Pisau) sebesar US\$ 21.757.792,- (1,55 persen). Sedangkan 45,31 persen ekspor Kalimantan Tengah dimuat melalui pelabuhan di luar wilayah Kalimantan Tengah.

1.4 Ekspor Menurut Komoditas

Ekspor barang yang berasal dari Kalimantan Tengah pada tahun 2013 sebesar US\$ 1.402.689.315,-. Ekspor barang yang berasal dari Kalimantan Tengah pada tahun 2013 didominasi oleh 5 komoditi yaitu bijih, kerak, dan abu logam US\$ 413.349.826,-, bahan bakar mineral sebesar US\$ 403.886.937,-, karet dan barang dan karet US\$ 223.044.431,-, lemak dan minyak hewan/nabati sebesar US\$ 196.326.315,- dan komoditas kayu, barang dari kayu sebesar US\$ 149.395.893,-. Kelima komoditas tersebut mendominasi sekitar 98,81 persen dari total ekspor barang asal Kalimantan Tengah.

Jika dibandingkan komoditas utama antara tahun 2012 dan 2013, tahun 2012 didominasi ekspor komoditas bahan bakar mineral dengan nilai sebesar US\$ 496.490.699,- (43,07 persen), sedangkan di tahun 2013 komoditas yang mendominasi adalah komoditas bijih, kerak dan abu Logam dengan nilai sebesar US\$ 413.349.826,- (29,47 persen).

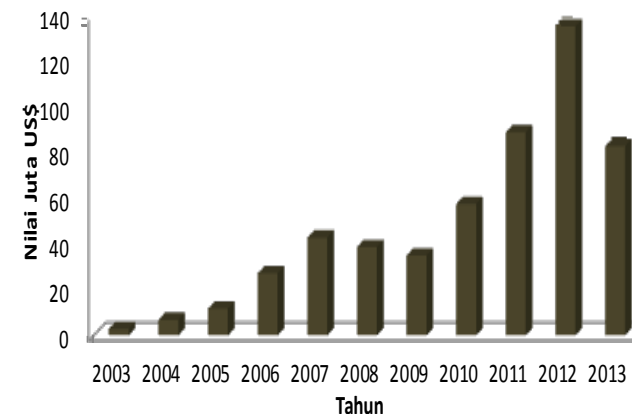


2. Statistik Impor

2.1. Perkembangan Impor

Nilai impor Kalimantan Tengah tahun 2013 sebesar US\$ 82.645.525,- dengan berat 68.436.818 kg. Nilai impor tahun 2013 mengalami penurunan sebesar 38,78 persen jika dibandingkan tahun 2012 yang mencapai US\$ 134.999.326,- dengan berat 42.319.739 kg. Nilai impor Kalimantan Tengah sejak tahun 2003 hingga tahun 2013 berfluktuatif. Pada tahun 2003 hingga 2007 terus mengalami peningkatan lalu mengalami penurunan pada tahun 2008 dan 2009. Peningkatan nilai impor terjadi lagi pada tahun 2010 hingga 2012 dan mengalami penurunan pada tahun 2013.

Gambar 6. Perkembangan Impor Kalimantan Tengah, 2003 - 2013



2.2. Impor Menurut Negara Asal

Sebagian besar impor yang melalui pelabuhan-pelabuhan di Kalimantan Tengah tahun 2013 berasal negara Malaysia yaitu senilai US\$ 38.236.576,- atau sekitar 46,27 persen dari keseluruhan nilai impor. Negara asal impor lainnya diantaranya adalah China sebesar US\$ 21.685.945,- (26,24 persen) dan Singapura sebesar US\$ 20.902.227,- (25,29 persen).

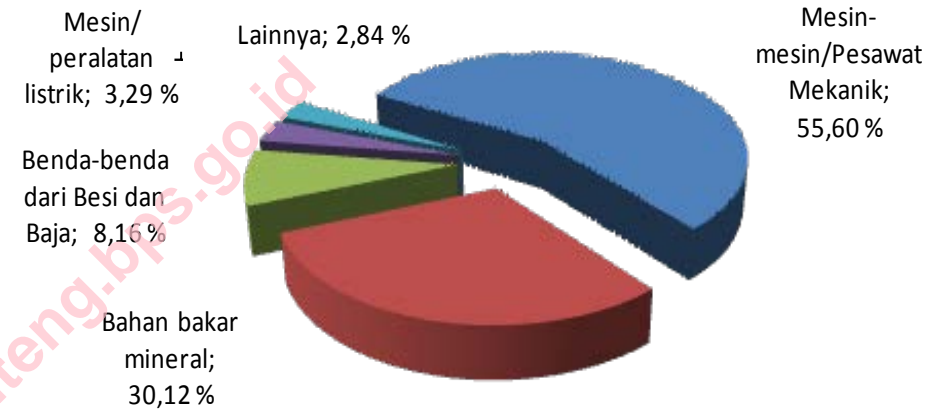
2.3. Impor Menurut Pelabuhan

Impor pada tahun 2012 dibongkar melalui pelabuhan Sampit (Kotawaringin Timur) sebesar US\$ 41.772.812,- (50,54 persen), pelabuhan Pulang Pisau (Pulang Pisau) sebesar US\$ 24.813.441,- (30,02 persen) dan pelabuhan Kumai (Kotawaringin Barat) sebesar US\$ 15.732.272,- (19,04 persen).

2.4. Komoditas Impor

Komoditas yang diimpor melalui pelabuhan di Kalimantan Tengah pada tahun 2013 didominasi oleh mesin/pesawat mekanik senilai US\$ 45.950.968,- (55,60 persen). Komoditas impor utama lainnya diantaranya bahan bakar mineral sebesar US\$ 24.893.205,- (30,12 persen), benda-benda dari besi dan baja senilai US\$ 6.741.227,- (8,16 persen), mesin/peralatan listrik senilai US\$ 2.715.667,- (3,29 persen) dan lainnya sebesar US\$ 2.344.458,- (2,84 persen).

Gambar 7. Persentase Komoditas Impor Utama Kalimantan Tengah, 2013



Tabel-tabel Ekspor

<http://kaltengbps.go.id>

TABEL 1.1 DATA EKSPOR ASAL KALIMANTAN TENGAH MENURUT SEKTOR, 2012-2013

SEKTOR/URAIAN BARANG	2012		2013		PERUBAHAN (%)	
	BERAT (KG)	NILAI (US\$)	BERAT (KG)	NILAI (US\$)	BERAT	NILAI
(1)	(2)	(3)	(4)	(5)	(6)	(7)
TOTAL SEKTOR PERTANIAN	9.703.818	1.775.484	29.589.489	14.176.599	208,02	698,46
IKAN DAN LAIN-LAIN	168	4.095	105.529	292.567	62.714,88	7.044,49
-IKAN LAINNYA	168	4.095	105.529	292.567	62.714,88	7.044,49
TANAMAN OBAT	189.660	26.328	147.500	34.825	-22,23	32,27
BAHAN NABATI LAINNYA	81.200	73.080	-	-	-100,00	-100,00
-GANGGANG LAUT	81.200	73.080	-	-	-100,00	-100,00
HASIL PERTANIAN LAINNYA	8.955.290	507.731	8.678.191	445.542	-3,09	-12,25
-LAINNYA	8.955.290	507.731	8.678.191	445.542	-3,09	-12,25
KARET ALAM	473.000	1.154.500	20.956.769	13.401.596	4.330,61	1.060,81
MAKANAN TERNAK	4.500	9.750	1.500	2.069	-66,67	-78,78
-LAINNYA	4.500	9.750	1.500	2.069	-66,67	-78,78
TOTAL SEKTOR INDUSTRI	495.691.072	569.639.274	2.914.755.690	571.275.953	488,02	0,29
MINYAK NABATI	289.712.952	273.367.359	260.381.363	196.326.315	-10,12	-28,18
-MINYAK KELAPA SAWIT	273.113.018	256.847.181	252.881.462	190.476.392	-7,41	-25,84
-MINYAK BIJI KELAPA SAWIT	3.499.934	3.795.678	-	-	-100,00	-100,00
-MINYAK NABATI LAIN	13.100.000	12.724.500	7.499.901	5.849.923	-42,75	-54,03
ASAM BERLEMAK	12.909.870	10.043.324	100.800	237.283	-99,22	-97,64
-ASAM BERLEMAK LAIN	12.909.870	10.043.324	100.800	237.283	-99,22	-97,64
BARANG ANYAMAN	-	-	1.401	4.191	-	-
-DARI ROTAN	-	-	1.401	4.191	-	-

LANJUTAN TABEL 1.1

SEKTOR / URAIAN BARANG	2012		2013		% PERUBAHAN	
	BERAT KG	NILAI US\$	BERAT KG	NILAI US\$	BERAT	NILAI
	(1)	(2)	(3)	(4)	(5)	(6)
BARANG DARI LOGAM TIDAK MULIA	23.040	1.394	-	-	-100,00	-100,00
-BESI/BAJA	23.040	1.394	-	-	-100,00	-100,00
INDUSTRI LAINNYA	112.020	107.413	16.300	20.713	-85,45	-80,72
-INDUSTRI LAINNYA	109.270	88.542	15.460	14.920	-85,85	-83,15
-SUKU CADANG KENDARAAN	2.750	18.871	840	5.793	-69,45	-69,30
KARET ALAM OLAHAN	62.631.240	200.759.298	1.828.113.291	209.642.835	2.818,85	4,42
-SHEET	-	-	126.000	306.599	-	-
-CRUMB RUBBER	56.119.560	180.272.569	1.824.560.891	200.893.359	3.151,20	11,44
-BARANG DARI KARET	6.511.680	20.486.729	3.426.400	8.442.877	-47,38	-58,79
KAYU OLAHAN	77.662.879	79.574.098	732.307.965	149.380.973	842,93	87,73
-KAYU GERGAJIAN	358.851	262.599	282.597	125.480	-21,25	-52,22
-KAYU LAPIS	74.452.702	74.697.652	475.388.452	121.035.569	538,51	62,03
-KAYU OLAHAN LAIN	2.851.326	4.613.847	256.636.916	28.219.924	8.900,62	511,64
MAKANAN TERNAK	52.639.071	5.786.388	93.834.570	15.663.643	78,26	170,70
-LAINNYA	52.639.071	5.786.388	93.834.570	15.663.643	78,26	170,70
TOTAL SEKTOR PERTAMBANGAN	5.495.710.111	581.256.797	24.949.632.846	817.236.763	353,98	40,60
BATU BARA	3.746.871.788	496.490.699	4.387.989.417	403.886.937	17,11	-18,65
BAUKSIT	779.469.860	11.689.764	16.366.560.270	306.658.331	1.999,70	2.523,31
BIJI NIKEL	-	-	181.440	474.014	-	-
HASIL TAMBANG LAIN	969.368.463	73.076.334	4.194.901.719	106.217.481	332,75	45,35
TOTAL EKSPOR	6.001.105.001	1.152.671.555	27.894.278.025	1.402.689.315	364,82	21,69

TABEL 1.2. DATA EKSPOR ASAL KALIMANTAN TENGAH MENURUT NEGARA TUJUAN, 2012-2013

NEGARA TUJUAN	2012		2013		PERUBAHAN (%)	
	BERAT (KG)	NILAI (US\$)	BERAT (KG)	NILAI (US\$)	BERAT	NILAI
	(1)	(2)	(3)	(4)	(5)	(6)
111 Jepang	1.138.534.311	205.754.171	1.534.787.663	196.518.964	34,80	-4,49
112 Hongkong	931.000	465.500	215.736	233.151	-76,83	-49,91
114 Korea Selatan	34.243.213	17.708.241	5.175.111	11.200.195	-84,89	-36,75
115 Taiwan	184.467.989	36.949.056	63.750.846	9.009.778	-65,44	-75,62
116 China	3.395.992.365	435.720.942	25.095.904.581	759.499.596	638,99	74,31
121 Thailand	186.453.302	15.779.855	140.232.199	8.984.965	-24,79	-43,06
122 Singapura	45.216.797	41.845.777	712.682	337.378	-98,42	-99,19
123 Philipina	128.461.207	12.118.131	135.939.970	9.386.421	5,82	-22,54
124 Malaysia	137.132.680	136.553.614	45.880.491	33.470.025	-66,54	-75,49
125 Myanmar	-	-	22.000.000	1.199.000	-	-
126 Kamboja	-	-	15.933.000	999.487	-	-
131 Viet Nam	97.372.896	18.021.263	83.199.002	11.297.153	-14,56	-37,31
133 India	413.223.623	81.987.117	238.476.037	60.326.982	-42,29	-26,42
134 Pakistan	699.320	627.204	180.940.079	99.322.013	25.773,72	15.735,68
135 Bangladesh	-	-	45.599.259	35.833.913	-	-
142 Iran	1.391.040	3.781.345	352.400	1.122.175	-74,67	-70,32
143 Saudi Arabia	20.743.348	20.517.192	27.203.780	26.881.512	31,14	31,02
144 Israil	-	-	20.160	45.360	-	-
145 Kuwait	624.400	670.530	145.980	157.618	-76,62	-76,49
152 Oman	10.205.350	10.892.686	4.426.930	4.693.008	-56,62	-56,92
154 Turki	41.848.000	6.486.440	148.329.760	20.275.432	254,45	212,58
155 Uni Emirat Arab	9.974.560	9.813.694	7.231.100	7.189.333	-27,50	-26,74
156 Qatar	1.090.500	1.138.311	1.005.570	1.021.727	-7,79	-10,24
212 Libya	25.410	3.175	-	-	-100,00	-100,00
260 Swaziland	-	-	39.344.000	3.226.208	-	-
261 Afrika Selatan	-	-	1.088.640	2.644.513	-	-
311 Australia	1.553.993	4.919.880	1.834.560	4.587.710	18,05	-6,75
312 Selandia Baru	-	-	3.510	4.419	-	-
411 Amerika Serikat	4.994.422	15.296.111	23.813.117	26.750.067	376,79	74,88
412 Kanada	925.427	2.981.650	1.247.176	3.153.745	34,77	5,77

LANJUTAN TABEL 1.2

NEGARA TUJUAN		2012		2013		PERUBAHAN (%)	
		BERAT (KG)	NILAI (US\$)	BERAT (KG)	NILAI (US\$)	BERAT	NILAI
(1)		(2)	(3)	(4)	(5)	(6)	(7)
421	Meksiko	-	-	322.560	813.504	-	-
431	Chili	100.800	362.840	18.306	54.003	-81,84	-85,12
432	Venezuela	-	-	100.800	234.451	-	-
433	Argentina	-	-	201.600	493.960	-	-
434	Brazil	20.160	57.445	756.000	1.925.665	3.650,00	3.252,19
435	Colombia	-	-	221.760	661.244	-	-
442	Peru	-	-	120.960	371.791	-	-
511	Inggris	362.880	1.062.326	268.521	679.169	-26,00	-36,07
512	Belanda	2.507.143	4.751.258	1.202.019	1.812.254	-52,06	-61,86
513	Perancis	612.360	1.993.881	593.420	1.427.770	-3,09	-28,39
514	Jerman	44.560.055	16.392.886	6.818.427	13.023.088	-84,70	-20,56
516	Belgia	9.284.110	14.438.522	12.282.339	25.576.873	32,29	77,14
524	Finlandia	3.064.320	10.123.284	5.342.400	13.152.142	74,34	29,92
526	Italia	90.720	293.851	212.854	579.771	134,63	97,30
527	Spanyol	498.960	1.674.882	317.520	811.092	-36,36	-51,57
543	Polandia	90.720	307.752	272.160	692.087	200,00	124,88
544	Rumania	865.620	2.636.028	181.440	441.912	-79,04	-83,24
545	Bulgaria	-	-	181.440	474.876	-	-
557	Ukraina	81.430.000	13.435.950	50.000	42.925	-99,94	-99,68
560	Latvia	524.160	1.762.821	-	-	-100,00	-100,00
572	Fed Russia	987.840	3.345.944	20.160	48.890	-97,96	-98,54
TOTAL EKSPOR		6.001.105.001	1.152.671.555	27.894.278.025	1.402.689.315	364,82	21,69

TABEL 1.3 DATA EKSPOR ASAL KALIMANTAN TENGAH MENURUT PELABUHAN MUAT, 2012-2013

PELABUHAN MUAT	2012		2013		PERUBAHAN (%)	
	BERAT (KG)	NILAI (US\$)	BERAT (KG)	NILAI (US\$)	BERAT	NILAI
(1)	(2)	(3)	(4)	(5)	(6)	(7)
273 PEKAN BARU	2.750	18.871	840	5.793	-69,45	-69,30
431 TANJUNG PRIOK	1.555.379	3.606.123	51.235.067	5.521.324	3.194,06	53,11
434 SOEKARNO-HATTA (U)	-	-	59	3.520	-	-
494 TANJUNG EMAS	479.660	791.449	3.827.640	2.836.919	697,99	258,45
563 TANJUNG PERAK	91.287.400	224.361.452	87.348.534	190.563.139	-4,31	-15,06
741 KUALA JELAI	-	-	3.200.523	1.904.311	-	-
743 PANGKALAN BUN	84.089.475	82.523.213	83.397.796	81.304.020	-0,82	-1,48
744 KUMAI	1.147.244.069	293.682.520	1.147.349.704	70.251.146	0,01	-76,08
746 SAMPIT	885.150.336	25.805.057	21.765.781.771	591.956.423	2.358,99	2.193,96
750 PULANG PISAU	177.209.883	16.138.073	322.194.193	21.757.792	81,82	34,82
753 PANGKALAN AIR (U)	-	-	28	1.527	-	-
771 BANJARMASIN	2.903.939.049	432.812.736	4.335.850.118	430.870.600	49,31	-0,45
773 KOTABARU	710.147.000	72.932.061	94.091.752	5.712.801	-86,75	-92,17
TOTAL EKSPOR	6.001.105.001	1.152.671.555	27.894.278.025	1.402.689.315	364,82	21,69

TABEL 1.4 DATA EKSPOR ASAL KALIMANTAN TENGAH MENURUT GOLONGAN BARANG HS 2 DIJIT, 2012-2013

GOLONGAN BARANG HS 2 DIJIT	2012		2013		PERUBAHAN (%)	
	BERAT (KG)	NILAI (US\$)	BERAT (KG)	NILAI (US\$)	BERAT	NILAI
(1)	(2)	(3)	(4)	(5)	(6)	(7)
03 Ikan dan Udang	168	4.095	105.529	292.567	62.714,88	7.044,49
12 Biji-bijian berminyak	275.360	109.158	149.000	36.894	-45,89	-66,20
14 Bahan nabati untuk anyam-anyaman	8.955.290	507.731	8.678.191	445.542	-3,09	-12,25
15 Lemak & minyak hewan/nabati	289.785.472	273.402.894	260.381.363	196.326.315	-10,15	-28,19
23 Ampas/Sisa Industri Makanan	52.639.071	5.786.388	93.834.570	15.663.643	78,26	170,70
26 Bijih, Kerak, dan Abu logam	1.748.838.323	84.766.098	20.561.643.429	413.349.826	1.075,73	387,64
27 Bahan bakar mineral	3.746.871.788	496.490.699	4.387.989.417	403.886.937	17,11	-18,65
38 Berbagai produk kimia	12.909.870	10.043.324	100.800	237.283	-99,22	-97,64
40 Karet dan Barang dari Karet	63.104.240	201.913.798	1.849.070.060	223.044.431	2.830,18	10,47
44 Kayu, Barang dari Kayu	77.684.379	79.574.105	732.323.425	149.395.893	842,69	87,74
46 Jerami/Bahan anyaman	-	-	1.401	4.191	-	-
68 Benda-benda dari Batu, Gips, dan Semen	15.000	3.000	-	-	-100,00	-100,00
73 Benda-benda dari Besi dan Baja	23.040	1.394	-	-	-100,00	-100,00
84 Mesin-mesin/Pesawat Mekanik	250	50.000	-	-	-100,00	-100,00
87 Kendaraan dan Bagiannya	2.750	18.871	840	5.793	-69,45	-69,30
TOTAL EKSPOR	6.001.105.001	1.152.671.555	27.894.278.025	1.402.689.315	364,82	21,69

TABEL 1.5 DATA EKSPOR ASAL KALIMANTAN TENGAH MENURUT KOMODITI HS 2012, 2012-2013

KODE HS / KOMODITI HS 2012 (1)	2012		2013		PERUBAHAN (%)	
	BERAT (KG) (2)	NILAI (US\$) (3)	BERAT (KG) (4)	NILAI (US\$) (5)	BERAT (6)	NILAI (7)
0301111000 Live freshwater ornamental fish, fry	38	943	59	3.520	55,26	273,28
0301910000 Live Trout (Salmo trutta, Oncorhynchus mykiss, clarki, aguabonita, gilae, apache)	-	-	6	831	-	-
0301994090 Other freshwater fish	130	3.152	105.464	288.216	81.026,15	9.043,91
1211909900 Oth plants & parts of plants, not for pharmacy, not cut, crushed/powdered for	189.660	26.328	147.500	34.825	-22,23	32,27
1212291900 Seaweeds & oth algae, fresh, chilled/dried used in dyeing, tanning, perfumery	81.200	73.080	-	-	-100,00	-100,00
1214900000 Other forage products, whether/not in for of pellets, oth than lucerne (alfalfa)	4.500	9.750	1.500	2.069	-66,67	-78,78
1404909000 Oth vegetable products not used primarily in tanning/dyeing, nes	3.955.290	507.731	8.678.191	445.542	-3,09	-12,25
1511100000 Crude palm oil	71.726.306	72.919.070	15.700.797	10.416.000	-78,11	-85,72
1511901900 Unsolid fractions of unrefined palm oil, not chemically modified	-	-	30.430.970	24.056.456	-	-
1511909110 Solid fractions of refined palm oil, packing of a net weight_20kg	5.000.000	4.975.000	-	-	-100,00	-100,00
1511909190 Solid fractions of refined palm oil, packing of a net weight >20kg	24.100.000	24.253.000	-	-	-100,00	-100,00
1511909200 Unsolid fractions of refined palm oil, packing net weight_20kg	-	-	6.999.925	5.319.943	-	-
1511909900 Unsolid fractions of refined palm oil, packing net weight >20kg	172.286.712	154.700.111	199.749.770	150.683.993	15,94	-2,60
1513211000 Crude oil of palm kernel	3.499.934	3.795.678	-	-	-100,00	-100,00
1516202120 Hydrogenated fats in flakes of palmolein	3.500.000	3.412.500	7.499.901	5.849.923	114,28	71,43
1516202130 Hydrogenated fats in flakes of palmstearin	9.600.000	9.312.000	-	-	-100,00	-100,00
1522009000 Residues resulting from the treatment of fatty substance or animal/vegetable waxe	72.520	35.535	-	-	-100,00	-100,00
2306600000 Oil-cake and other solid residues of palm nuts or kernels	52.639.071	5.786.388	93.834.570	15.663.643	78,26	170,70
2601110000 Iron ores and concentrates, other than roasted iron pyrites : non agglomerated	893.817.514	23.055.766	4.137.089.530	63.578.294	362,86	175,76
2604000000 Nickel ores and concentrates	-	-	181.440	474.014	-	-
2606000000 Aluminium ores and concentrates	779.469.860	11.689.764	16.366.560.270	306.658.331	1.999,70	2.523,31
2607000000 Lead ores and concentrates	-	-	9.375.140	2.970.142	-	-
2614001000 Titanium ores and concentrates, ilmenite ores and concentrates	4.138.000	613.410	4.487.000	735.960	8,43	19,98
2615100000 Zirconium ores and concentrates	71.412.949	49.407.158	43.950.049	38.933.085	-38,46	-21,20
2701121000 Bituminous coal: coking coal	174.947.777	24.064.916	94.458.293	9.382.230	-46,01	-61,01
2701129000 Bituminous coal: not coking coal	190.007.430	16.363.357	228.387.934	18.490.672	20,20	13,00
2701190000 Other coal, whether or not pulverised but not agglomerated	3.381.916.581	456.062.426	3.995.799.190	373.240.275	18,15	-18,16
2702100000 Lignite, whether or not pulverised, but not agglomerated	-	-	69.344.000	2.773.760	-	-
3823191000 Acids oil from refining	1.005.030	613.855	-	-	-100,00	-100,00
3823199000 Oth industrial monocarboxylic fatty acid	11.904.840	9.429.469	100.800	237.283	-99,15	-97,48
4001211000 Natural rubber in smoked sheets, RSS Grade 1	-	-	126.000	306.599	-	-

LANJUTAN TABEL 1.5

KODE HS / KOMODITI HS 2012		2012		2013		PERUBAHAN (%)	
		BERAT (KG)	NILAI (US\$)	BERAT (KG)	NILAI (US\$)	BERAT	NILAI
(1)		(2)	(3)	(4)	(5)	(6)	(7)
4001221000	Technically Specified Natural Rubber(TSNR) 10	80.640	285.318	8.244.180	19.501.923	10.123,44	6.735,15
4001222000	Technically Specified Natural Rubber(TSNR) 20	56.038.920	179.987.251	1.816.316.711	181.391.436	3.141,17	0,78
4001301900	Jelutong in other forms	473.000	1.154.500	20.956.769	13.401.596	4.330,61	1.060,81
4005919000	Other compounded rubber,unvulcanised,inplates, sheets, & strip	1.209.600	3.609.144	907.200	2.205.504	-25,00	-38,89
4005999000	Other compounded rubber,unvulcanised,inother form	5.302.080	16.877.585	2.519.200	6.237.373	-52,49	-63,04
4401210000	Coniferous, wood in chips or particles	-	-	40.838.480	2.807.879	-	-
4401220000	Non-coniferous wood in chips or particles	-	-	41.793.530	2.930.200	-	-
4402909000	Oth wood charcoal(including shell or nut charcoal), of coconut shell	21.500	7	15.460	14.920	-28,09	213.042,86
4404201000	Hoopwood, split poles;piles, picket & the like of non coniferous	-	-	171.405.433	18.931.164	-	-
4407251100	Wood sawn/ chipped of a thick > 6mm.ofdark&light red meranti,Sanded/end joint	191.528	130.001	277.491	122.179	44,88	-6,02
4407251900	Wood sawn/ chipped of a thick > 6mm. ofdark&light red meranti,Sanded/ end-joint	90.110	50.061	-	-	-100,00	-100,00
4407261000	Wood sawn/ chipped of a thick > 6mm.of White Lauan,Seraya,yellow meranti	1.383	1.799	-	-	-100,00	-100,00
4407293100	Wood sawn/ chipped of a thick > 6 mm.ofKempas,Planed sanded or end-jointed	-	-	5.106	3.301	-	-
4409100000	Coniferous wood cotinuously shapedalong any of its edgee,ends/faces	11.856	4.576	-	-	-100,00	-100,00
4409290000	Oth non coniferous oth teak stripsfriezes for parquet flooring	1.353.610	1.104.453	1.396.209	615.244	3,15	-44,29
4412310000	Oth plywood,consisting solaly <6mmthinkness w/ at least one outer	15.612.626	14.345.055	64.029.120	24.608.012	310,11	71,54
4412390000	Oth plywood consisting solely of sheetsof wood of each thick < 6 mm	38.128.961	40.189.960	158.082.680	46.590.666	314,60	15,93
4412940000	Oth plywood,veneered panels&similar wood of blockboard,laminboard&battenboard	876.195	1.200.158	992.947	1.429.839	13,32	19,14
4412990010	Veneered panels&similar w/at least oneother wood	220.000	210.320	44.680	45.739	-79,69	-78,25
4412990090	Veneered panels&similar w/at least oneother wood	19.614.920	18.752.159	252.239.025	48.361.313	1.185,95	157,90
4413000000	Densified wood, in blocks,plates,stripsof profile shapes.	75.830	80.738	-	-	-100,00	-100,00
4414000000	Wooden frames for paintings, photographs mirrors or similar objects.	6.311	29.270	40.000	18.500	533,81	-36,80
4417009000	Oth Tools,tool bodies,tool handles,broom or brush bodies & handles, of wood	1.235.152	2.844.910	945.793	2.333.361	-23,43	-17,98
4420100000	Statuettes & oth ornaments, of wood	8.500	2.779	-	-	-100,00	-100,00
4420901000	Oth wooden articles of furniture notfalling in chapter 94	-	-	217.471	583.576	-	-
4420909000	Oth wood marquetry and inlaid,casket and similar articles of wood	235.897	627.859	-	-	-100,00	-100,00
4602120000	Basketwork, wickerwork & other articles, of vegetable material of rattan	-	-	1.401	4.191	-	-
6802299000	Monumental/building stone of oth stone, simply cut/sawn with a flat surface	15.000	3.000	-	-	-100,00	-100,00
7308409000	Other equipment for scaffolding, shuttering, propping or pit propping	23.040	1.394	-	-	-100,00	-100,00
8406900000	Part of turbines for marine propulsion	250	50.000	-	-	-100,00	-100,00
8708919900	Parts of radiators for vehicles ofperson;goods;special purpose	2.750	18.871	840	5.793	-69,45	-69,30
TOTAL EKSPOR		6.001.105.001	1.152.671.555	27.894.278.025	1.402.689.315	364,82	21,69

TABEL 1.6 DATA EKSPOR ASAL KALIMANTAN TENGAH MENURUT KOMODITI DAN NEGARA TUJUAN, 2012-2013

KOMODITI HS 2012 / NEGARA TUJUAN	2012		2013		PERUBAHAN (%)	
	BERAT (KG)	NILAI (US\$)	BERAT (KG)	NILAI (US\$)	BERAT	NILAI
	(2)	(3)	(4)	(5)	(6)	(7)
0301111000 Live freshwater ornamental fish, fry	38	943	59	3.520	55,26	273,28
115 Taiwan	-	-	59	3.520	-	-
122 Singapura	38	943	-	-	-100,00	-100,00
0301910000 Live Trout (Salmo trutta,Oncorhynchusmykiss,clarki,aguabonita,gilae,apache)	-	-	6	831	-	-
122 Singapura	-	-	6	831	-	-
0301994090 Other freshwater fish	130	3.152	105.464	288.216	81.026,15	9.043,91
122 Singapura	130	3.152	2.054	5.279	1.480,00	67,48
411 Amerika Serikat	-	-	103.410	282.937	-	-
1211909900 Oth plants&parts of plants, not forpharmacy, not cut,crushed/powdered for	189.660	26.328	147.500	34.825	-22,23	32,27
143 Saudi Arabia	164.250	23.153	147.500	34.825	-10,20	50,41
212 Libya	25.410	3.175	-	-	-100,00	-100,00
1212291900 Seaweeds & oth algae,fresh,chilled/dried used in dyeing,tanning,perfumery	81.200	73.080	-	-	-100,00	-100,00
131 Viet Nam	81.200	73.080	-	-	-100,00	-100,00
1214900000 Other forage products,whether/not in forof pellets,oth than lucerne (alfalfa)	4.500	9.750	1.500	2.069	-66,67	-78,78
122 Singapura	4.500	9.750	1.500	2.069	-66,67	-78,78
1404909000 Oth vegetable prodcts not used primarilyin tanning/dyeing, nes	8.955.290	507.731	8.678.191	445.542	-3,09	-12,25
115 Taiwan	-	-	8.678.191	445.542	-	-
121 Thailand	8.955.290	507.731	-	-	-100,00	-100,00
1511100000 Crude palm oil	71.726.306	72.919.070	15.700.797	10.416.000	-78,11	-85,72
124 Malaysia	70.726.306	71.937.120	15.700.797	10.416.000	-77,80	-85,52
512 Belanda	1.000.000	981.950	-	-	-100,00	-100,00
1511901900 Unsolid fractions of unrefined palm oil,not chemically modified	-	-	30.430.970	24.056.456	-	-
135 Bangladesh	-	-	30.399.467	23.978.076	-	-
411 Amerika Serikat	-	-	31.503	78.380	-	-
1511909110 Solid fractions of refined palm oil,packing of a net weight_20kg	5.000.000	4.975.000	-	-	-100,00	-100,00
122 Singapura	5.000.000	4.975.000	-	-	-100,00	-100,00
1511909190 Solid fractions of refined palm oil,packing of a net weight>20kg	24.100.000	24.253.000	-	-	-100,00	-100,00
122 Singapura	18.600.000	17.983.000	-	-	-100,00	-100,00
124 Malaysia	5.500.000	6.270.000	-	-	-100,00	-100,00

LANJUTAN TABEL 1.6

KOMODITI HS 2012 / NEGARA TUJUAN	2012		2013		PERUBAHAN (%)	
	BERAT (KG)	NILAI (US\$)	BERAT (KG)	NILAI (US\$)	BERAT	NILAI
(1)	(2)	(3)	(4)	(5)	(6)	(7)
1511909200 Unsolid fractions of refined palm oil,packing net weight_20kg	-	-	6.999.925	5.319.943	-	-
124 Malaysia	-	-	6.999.925	5.319.943	-	-
1511909900 Unsolid fractions of refined palm oil,packing net weight>20kg	172.286.712	154.700.111	199.749.770	150.683.993	15,94	-2,60
116 China	89.290.520	78.361.071	14.087.765	11.062.986	-84,22	-85,88
122 Singapura	4.999.889	3.912.413	-	-	-100,00	-100,00
124 Malaysia	53.198.600	50.789.976	22.998.129	17.433.589	-56,77	-65,68
133 India	24.797.703	21.636.651	31.658.998	24.083.836	27,67	11,31
134 Pakistan	-	-	113.002.740	85.491.133	-	-
411 Amerika Serikat	-	-	17.999.842	12.599.889	-	-
412 Kanada	-	-	2.296	12.560	-	-
1513211000 Crude oil of palm kernel	3.499.934	3.795.678	-	-	-100,00	-100,00
124 Malaysia	3.499.934	3.795.678	-	-	-100,00	-100,00
1516202120 Hydrogenated fats in flakes of palmolein	3.500.000	3.412.500	7.499.901	5.849.923	114,28	71,43
124 Malaysia	3.500.000	3.412.500	-	-	-100,00	-100,00
135 Bangladesh	-	-	7.499.901	5.849.923	-	-
1516202130 Hydrogenated fats in flakes of palmstearin	9.600.000	9.312.000	-	-	-100,00	-100,00
122 Singapura	9.600.000	9.312.000	-	-	-100,00	-100,00
1522009000 Residues resulting from the treatment offatty substan or animal/vegetable waxe	72.520	35.535	-	-	-100,00	-100,00
134 Pakistan	72.520	35.535	-	-	-100,00	-100,00
2306600000 Oil-cake and other solid residues ofpalm nuts or kernels	52.639.071	5.786.388	93.834.570	15.663.643	78,26	170,70
111 Jepang	-	-	907.200	2.199.521	-	-
116 China	5.729.000	668.058	13.494.280	1.919.832	135,54	187,38
121 Thailand	4.640.391	269.549	-	-	-100,00	-100,00
124 Malaysia	-	-	80.000	42.700	-	-
131 Viet Nam	42.269.680	4.848.781	77.051.110	10.450.647	82,28	115,53
133 India	-	-	317.560	137.046	-	-
134 Pakistan	-	-	1.984.420	913.897	-	-
2601110000 Iron ores and concentrates, other thanroasted iron pyrites :non agglomerated	893.817.514	23.055.766	4.137.089.530	63.578.294	362,86	175,76
111 Jepang	-	-	18.000	171.000	-	-
114 Korea Selatan	-	-	362.880	914.073	-	-
116 China	893.817.514	23.055.766	4.136.708.650	62.493.221	362,81	171,05

LANJUTAN TABEL 1.6

KOMODITI HS 2012 / NEGARA TUJUAN	2012		2013		PERUBAHAN (%)	
	BERAT (KG)	NILAI (US\$)	BERAT (KG)	NILAI (US\$)	BERAT	NILAI
(1)	(2)	(3)	(4)	(5)	(6)	(7)
2604000000 Nickel ores and concentrates	-	-	181.440	474.014	-	-
115 Taiwan	-	-	181.440	474.014	-	-
2606000000 Aluminium ores and concentrates	779.469.860	11.689.764	16.366.560.270	306.658.331	1.999,70	2.523,31
116 China	779.469.860	11.689.764	16.366.560.270	306.658.331	1.999,70	2.523,31
2607000000 Lead ores and concentrates	-	-	9.375.140	2.970.142	-	-
116 China	-	-	9.375.140	2.970.142	-	-
2614001000 Titanium ores and concentrates, ilmeniteores and concentrates	4.138.000	613.410	4.487.000	735.960	8,43	19,98
116 China	4.138.000	613.410	4.487.000	735.960	8,43	19,98
2615100000 Zirconium ores and concentrates	71.412.949	49.407.158	43.950.049	38.933.085	-38,46	-21,20
111 Jepang	-	-	220.000	264.800	-	-
112 Hongkong	931.000	465.500	125.000	137.500	-86,57	-70,46
115 Taiwan	1.201.000	1.528.700	46.500	23.250	-96,13	-98,48
116 China	69.280.949	47.412.958	42.765.829	36.972.220	-38,27	-22,02
121 Thailand	-	-	350.000	205.000	-	-
124 Malaysia	-	-	100.800	252.000	-	-
133 India	-	-	241.920	606.135	-	-
142 Iran	-	-	50.000	429.255	-	-
557 Ukraina	-	-	50.000	42.925	-	-
2701121000 Bituminous coal: coking coal	174.947.777	24.064.916	94.458.293	9.382.230	-46,01	-61,01
111 Jepang	137.130.000	20.158.110	77.000.000	7.873.250	-43,85	-60,94
116 China	-	-	9.349.000	965.658	-	-
123 Philipina	37.817.777	3.906.806	8.109.293	543.322	-78,56	-86,09
2701129000 Bituminous coal: not coking coal	190.007.430	16.363.357	228.387.934	18.490.672	20,20	13,00
111 Jepang	-	-	83.450.000	7.091.078	-	-
121 Thailand	57.975.000	4.840.912	-	-	-100,00	-100,00
123 Philipina	90.643.430	8.211.325	105.231.054	7.324.029	16,09	-10,81
133 India	41.389.000	3.311.120	-	-	-100,00	-100,00
154 Turki	-	-	362.880	849.357	-	-
260 Swaziland	-	-	39.344.000	3.226.208	-	-

LANJUTAN TABEL 1.6

KOMODITI HS 2012 / NEGARA TUJUAN	2012		2013		PERUBAHAN (%)	
	BERAT (KG)	NILAI (US\$)	BERAT (KG)	NILAI (US\$)	BERAT	NILAI
(1)	(2)	(3)	(4)	(5)	(6)	(7)
2701190000 Other coal,whether or not pulverisedbut not agglomerated	3.381.916.581	456.062.426	3.995.799.190	373.240.275	18,15	-18,16
111 Jepang	966.321.000	124.760.169	915.738.000	89.572.456	-5,23	-28,20
114 Korea Selatan	30.000.000	5.040.000	-	-	-100,00	-100,00
115 Taiwan	182.010.000	31.435.550	54.050.000	6.089.550	-70,30	-80,63
116 China	1.531.853.000	206.099.708	2.473.644.752	232.074.034	61,48	12,60
121 Thailand	114.859.581	10.160.269	132.827.018	8.335.489	15,64	-17,96
125 Myanmar	-	-	22.000.000	1.199.000	-	-
126 Kamboja	-	-	7.348.000	462.924	-	-
131 Viet Nam	55.000.000	13.090.000	-	-	-100,00	-100,00
133 India	336.780.000	37.191.340	185.811.000	11.168.132	-44,83	-69,97
134 Pakistan	-	-	56.440.000	4.910.280	-	-
154 Turki	41.848.000	6.486.440	147.100.000	17.357.800	251,51	167,60
261 Afrika Selatan	-	-	161.280	388.802	-	-
311 Australia	-	-	221.760	536.998	-	-
411 Amerika Serikat	-	-	262.080	644.786	-	-
412 Kanada	-	-	195.300	500.024	-	-
514 Jerman	41.815.000	8.363.000	-	-	-100,00	-100,00
557 Ukraina	81.430.000	13.435.950	-	-	-100,00	-100,00
2702100000 Lignite, whether or not pulverised,but not agglomerated	-	-	69.344.000	2.773.760	-	-
116 China	-	-	69.344.000	2.773.760	-	-
3823191000 Acids oil from refining	1.005.030	613.855	-	-	-100,00	-100,00
116 China	494.030	301.358	-	-	-100,00	-100,00
134 Pakistan	511.000	312.497	-	-	-100,00	-100,00
3823199000 Oth industrial monocarboxylic fatty acid	11.904.840	9.429.469	100.800	237.283	-99,15	-97,48
122 Singapura	6.000.000	4.860.000	-	-	-100,00	-100,00
124 Malaysia	704.840	279.469	-	-	-100,00	-100,00
133 India	5.200.000	4.290.000	-	-	-100,00	-100,00
433 Argentina	-	-	100.800	237.283	-	-
4001211000 Natural rubber in smoked sheets, RSSGrade 1	-	-	126.000	306.599	-	-
434 Brazil	-	-	126.000	306.599	-	-

LANJUTAN TABEL 1.6

KOMODITI HS 2012 / NEGARA TUJUAN		2012		2013		PERUBAHAN (%)	
		BERAT (KG)	NILAI (US\$)	BERAT (KG)	NILAI (US\$)	BERAT	NILAI
(1)		(2)	(3)	(4)	(5)	(6)	(7)
4001221000	Technically Specified Natural Rubber(TSNR) 10	80.640	285.318	8.244.180	19.501.923	10.123,44	6.735,15
111	Jepang	-	-	56.700	170.240	-	-
116	China	-	-	1.814.400	4.470.703	-	-
154	Turki	-	-	20.160	48.000	-	-
261	Afrika Selatan	-	-	282.240	655.514	-	-
311	Australia	40.320	152.873	-	-	-100,00	-100,00
411	Amerika Serikat	-	-	199.080	461.914	-	-
412	Kanada	-	-	20.160	51.778	-	-
434	Brazil	-	-	60.480	143.111	-	-
511	Inggris	-	-	40.320	94.752	-	-
513	Perancis	-	-	45.360	112.488	-	-
514	Jerman	40.320	132.445	1.512.000	3.596.051	3.650,00	2.615,13
516	Belgia	-	-	4.173.120	9.649.996	-	-
524	Finlandia	-	-	20.160	47.376	-	-
4001222000	Technically Specified Natural Rubber(TSNR) 20	56.038.920	179.987.251	1.816.316.711	181.391.436	3.141,17	0,78
111	Jepang	11.755.800	37.755.711	55.265.549	26.731.979	370,11	-29,20
114	Korea Selatan	3.850.560	12.371.516	4.165.840	9.783.552	8,19	-20,92
115	Taiwan	1.209.600	3.966.095	786.240	1.968.868	-35,00	-50,36
116	China	14.785.400	46.712.493	1.722.604.822	64.081.900	11.550,72	37,18
122	Singapura	-	-	50	535	-	-
133	India	4.576.320	15.061.265	5.107.230	12.474.483	11,60	-17,18
134	Pakistan	100.800	276.172	403.200	1.022.051	300,00	270,08
142	Iran	1.391.040	3.781.345	302.400	692.920	-78,26	-81,68
143	Saudi Arabia	-	-	3.358.870	3.437.560	-	-
144	Israil	-	-	20.160	45.360	-	-
152	Oman	-	-	271.530	292.692	-	-
154	Turki	-	-	846.720	2.020.275	-	-
155	Uni Emirat Arab	-	-	75.560	76.681	-	-
261	Afrika Selatan	-	-	645.120	1.600.197	-	-
311	Australia	1.512.000	4.760.303	1.612.800	4.050.712	6,67	-14,91
411	Amerika Serikat	3.418.240	11.695.707	4.182.080	10.128.965	22,35	-13,40
412	Kanada	820.260	2.832.987	1.029.420	2.589.383	25,50	-8,60
421	Meksiko	-	-	322.560	813.504	-	-
431	Chili	100.800	362.840	-	-	-100,00	-100,00
432	Venezuela	-	-	100.800	234.451	-	-
433	Argentina	-	-	100.800	256.677	-	-
434	Brazil	20.160	57.445	569.520	1.475.955	2.725,00	2.469,34
435	Colombia	-	-	221.760	661.244	-	-
442	Peru	-	-	120.960	371.791	-	-
511	Inggris	362.880	1.062.326	226.800	580.226	-37,50	-45,38

LANJUTAN TABEL 1.6

KOMODITI HS 2012 / NEGARA TUJUAN	2012		2013		PERUBAHAN (%)	
	BERAT (KG)	NILAI (US\$)	BERAT (KG)	NILAI (US\$)	BERAT	NILAI
(1)	(2)	(3)	(4)	(5)	(6)	(7)
512 Belanda	879.480	3.058.828	408.240	1.004.330	-53,58	-67,17
513 Perancis	612.360	1.993.881	498.960	1.263.649	-18,52	-36,62
514 Jerman	2.101.680	6.897.715	2.136.960	5.512.633	1,68	-20,08
516 Belgia	2.419.200	7.196.060	4.455.360	12.189.594	84,17	69,39
524 Finlandia	3.064.320	10.123.284	5.322.240	13.104.766	73,68	29,45
526 Italia	90.720	293.851	181.440	455.646	100,00	55,06
527 Spanyol	498.960	1.674.882	317.520	811.092	-36,36	-51,57
543 Polandia	90.720	307.752	272.160	692.087	200,00	124,88
544 Rumania	865.620	2.636.028	181.440	441.912	-79,04	-83,24
545 Bulgaria	-	-	181.440	474.876	-	-
560 Latvia	524.160	1.762.821	-	-	-100,00	-100,00
572 Fed Russia	987.840	3.345.944	20.160	48.890	-97,96	-98,54
4001301900 Jelutong in other forms	473.000	1.154.500	20.956.769	13.401.596	4.330,61	1.060,81
111 Jepang	126.000	994.500	144.000	1.368.000	14,29	37,56
122 Singapura	347.000	160.000	354.000	162.931	2,02	1,83
131 Viet Nam	-	-	6.100.000	800.895	-	-
133 India	-	-	14.349.769	10.984.822	-	-
526 Italia	-	-	9.000	84.948	-	-
4005919000 Other compounded rubber,unvulcanised,inplates, sheets, & strip	1.209.600	3.609.144	907.200	2.205.504	-25,00	-38,89
116 China	1.209.600	3.609.144	806.400	1.981.728	-33,33	-45,09
133 India	-	-	100.800	223.776	-	-
4005999000 Other compounded rubber,unvulcanised,inother form	5.302.080	16.877.585	2.519.200	6.237.373	-52,49	-63,04
116 China	5.302.080	16.877.585	2.419.200	6.194.873	-54,37	-63,30
133 India	-	-	100.000	42.500	-	-
4401210000 Coniferous, wood in chips or particles	-	-	40.838.480	2.807.879	-	-
111 Jepang	-	-	40.838.480	2.807.879	-	-

LANJUTAN TABEL 1.6

KOMODITI HS 2012 / NEGARA TUJUAN	2012		2013		PERUBAHAN (%)	
	BERAT (KG)	NILAI (US\$)	BERAT (KG)	NILAI (US\$)	BERAT	NILAI
(1)	(2)	(3)	(4)	(5)	(6)	(7)
4401220000 Non-coniferous wood in chips or particles	-	-	41.793.530	2.930.200	-	-
111 Jepang	-	-	41.793.530	2.930.200	-	-
4402909000 Oth wood charcoal(including shell or nut charcoal), of coconut shell	21.500	7	15.460	14.920	-28,09	213.042,86
111 Jepang	21.500	7	15.460	14.920	-28,09	213.042,86
4404201000 Hoopwood, split poles;piles, picket & the like of non coniferous	-	-	171.405.433	18.931.164	-	-
111 Jepang	-	-	162.405.550	12.256.250	-	-
134 Pakistan	-	-	8.999.883	6.674.914	-	-
4407251100 Wood sawn/ chipped of a thick > 6mm.ofdark&light red meranti,Sanded/end joint	191.528	130.001	277.491	122.179	44,88	-6,02
122 Singapura	188.000	124.018	277.491	122.179	47,60	-1,48
516 Belgia	3.528	5.983	-	-	-100,00	-100,00
4407251900 Wood sawn/ chipped of a thick > 6mm. ofdark&light red meranti,Sanded/ end-joint	90.110	50.061	-	-	-100,00	-100,00
122 Singapura	90.110	50.061	-	-	-100,00	-100,00
4407261000 Wood sawn/ chipped of a thick > 6mm.of White Lauan,Seraya,yellow meranti	1.383	1.799	-	-	-100,00	-100,00
114 Korea Selatan	1.383	1.799	-	-	-100,00	-100,00
4407293100 Wood sawn/ chipped of a thick > 6 mm.ofKempas,Planed sanded or end-jointed	-	-	5.106	3.301	-	-
131 Viet Nam	-	-	5.106	3.301	-	-
4409100000 Coniferous wood cotinuously shapedalong any of its edge,ends/faces	11.856	4.576	-	-	-100,00	-100,00
115 Taiwan	11.856	4.576	-	-	-100,00	-100,00
4409290000 Oth non coniferous oth teak stripsfriezes for parquet flooring	1.353.610	1.104.453	1.396.209	615.244	3,15	-44,29
111 Jepang	6.340	6.151	-	-	-100,00	-100,00
112 Hongkong	-	-	90.736	95.651	-	-
114 Korea Selatan	105.033	58.147	44.374	28.000	-57,75	-51,85
115 Taiwan	27.033	11.356	8.416	5.034	-68,87	-55,67
116 China	611.019	287.122	1.191.073	435.048	94,93	51,52
122 Singapura	387.130	455.440	37.581	25.054	-90,29	-94,50
131 Viet Nam	-	-	24.029	26.457	-	-
411 Amerika Serikat	135.670	181.802	-	-	-100,00	-100,00
412 Kanada	81.385	104.435	-	-	-100,00	-100,00

LANJUTAN TABEL 1.6

KOMODITI HS 2012 / NEGARA TUJUAN	2012		2013		PERUBAHAN (%)	
	BERAT (KG)	NILAI (US\$)	BERAT (KG)	NILAI (US\$)	BERAT	NILAI
	(2)	(3)	(4)	(5)	(6)	(7)
4412310000 Oth plywood,consisting solaly <6mmthinkness w/ at least one outer	15.612.626	14.345.055	64.029.120	24.608.012	310,11	71,54
111 Jepang	3.257.410	3.007.650	4.584.275	4.055.156	40,73	34,83
114 Korea Selatan	-	-	224.390	125.034	-	-
121 Thailand	-	-	7.055.181	444.476	-	-
123 Philipina	-	-	22.599.623	1.519.070	-	-
126 Kamboja	-	-	8.585.000	536.563	-	-
131 Viet Nam	-	-	8.750	9.102	-	-
133 India	480.600	496.741	788.760	606.252	64,12	22,05
135 Bangladesh	-	-	7.699.891	6.005.914	-	-
143 Saudi Arabia	4.820.000	4.163.455	7.281.720	6.411.523	51,07	54,00
152 Oman	3.11.851	296.161	157.890	150.394	-49,37	-49,22
155 Uni Emirat Arab	4.130.210	3.663.208	3.390.650	3.196.856	-17,91	-12,73
156 Qatar	-	-	78.710	70.327	-	-
512 Belanda	-	-	405.770	383.779	-	-
514 Jerman	-	-	162.570	151.798	-	-
516 Belgia	2.612.555	2.717.840	1.005.940	941.768	-61,50	-65,35
4412390000 Oth plywood consisting solely of sheetsof wood of each thick < 6 mm	38.128.961	40.189.960	158.082.680	46.590.666	314,60	15,93
111 Jepang	-	-	126.008.000	13.032.132	-	-
116 China	-	-	1.200.000	1.104.000	-	-
143 Saudi Arabia	15.759.098	16.330.584	16.415.690	16.997.604	4,17	4,08
145 Kuwait	624.400	670.530	145.980	157.618	-76,62	-76,49
152 Oman	9.817.669	10.515.787	3.997.510	4.249.922	-59,28	-59,59
155 Uni Emirat Arab	5.844.350	6.150.486	3.764.890	3.915.796	-35,58	-36,33
156 Qatar	1.090.500	1.138.311	926.860	951.400	-15,01	-16,42
312 Selandia Baru	-	-	3.510	4.419	-	-
512 Belanda	583.250	633.212	365.310	396.880	-37,37	-37,32
513 Perancis	-	-	49.100	51.633	-	-
514 Jerman	246.470	379.894	2.669.560	3.145.245	983,12	727,93
516 Belgia	4.163.224	4.371.156	2.536.270	2.584.017	-39,08	-40,88
4412940000 Oth plywood,veneered panels&similar wood of blockboard,laminboard&battenboard	876.195	1.200.158	992.947	1.429.839	13,32	19,14
111 Jepang	81.341	109.394	111.214	178.251	36,73	62,94
114 Korea Selatan	286.237	236.779	377.627	349.536	31,93	47,62
131 Viet Nam	22.016	9.402	10.007	6.751	-54,55	-28,20
512 Belanda	44.413	77.268	22.699	27.265	-48,89	-64,71
514 Jerman	356.585	619.832	337.337	617.361	-5,40	-0,40
516 Belgia	85.603	147.483	111.649	211.498	30,43	43,41
526 Italia	-	-	22.414	39.177	-	-

LANJUTAN TABEL 1.6

KOMODITI HS 2012 / NEGARA TUJUAN	2012		2013		PERUBAHAN (%)	
	BERAT (KG)	NILAI (US\$)	BERAT (KG)	NILAI (US\$)	BERAT	NILAI
	(2)	(3)	(4)	(5)	(6)	(7)
4412990010 Veneered panels&similar w/at least oneother wood	220.000	210.320	44.680	45.739	-79,69	-78,25
111 Jepang	220.000	210.320	44.680	45.739	-79,69	-78,25
4412990090 Veneered panels&similar w/at least oneother wood	19.614.920	18.752.159	252.239.025	48.361.313	1.185,95	157,90
111 Jepang	19.614.920	18.752.159	26.187.025	25.756.113	33,51	37,35
116 China	-	-	226.052.000	22.605.200	-	-
4413000000 Densified wood, in blocks,plates,stripsof profile shapes.	75.830	80.738	-	-	-100,00	-100,00
152 Oman	75.830	80.738	-	-	-100,00	-100,00
4414000000 Wooden frames for paintings, photographs mirrors or similar objects.	6.311	29.270	40.000	18.500	533,81	-36,80
122 Singapura	-	-	40.000	18.500	-	-
311 Australia	1.673	6.704	-	-	-100,00	-100,00
411 Amerika Serikat	4.638	22.566	-	-	-100,00	-100,00
4417009000 Oth Tools,tool bodies,tool handles,broom or brush bodies & handles, of wood	1.235.152	2.844.910	945.793	2.333.361	-23,43	-17,98
116 China	11.393	32.505	-	-	-100,00	-100,00
134 Pakistan	-	-	109.836	309.738	-	-
411 Amerika Serikat	1.199.977	2.768.177	835.957	2.023.623	-30,34	-26,90
412 Kanada	23.782	44.228	-	-	-100,00	-100,00
4420100000 Statuettes & oth ornaments, of wood	8.500	2.779	-	-	-100,00	-100,00
115 Taiwan	8.500	2.779	-	-	-100,00	-100,00
4420901000 Oth wooden articles of furniture notfalling in chapter 94	-	-	217.471	583.576	-	-
411 Amerika Serikat	-	-	199.165	529.573	-	-
431 Chili	-	-	18.306	54.003	-	-
4420909000 Oth wood marquetry and inlaid,casket and similar articles of wood	235.897	627.859	-	-	-100,00	-100,00
411 Amerika Serikat	235.897	627.859	-	-	-100,00	-100,00
4602120000 Basketwork, wickerwork & other articles, of vegetable material of rattan	-	-	1.401	4.191	-	-
511 Inggris	-	-	1.401	4.191	-	-
6802299000 Monumental/building stone of oth stone, simply cut/sawn with a flat surface	15.000	3.000	-	-	-100,00	-100,00
134 Pakistan	15.000	3.000	-	-	-100,00	-100,00
7308409000 Other equipment for scaffolding, shuttering, propping or pit propping	23.040	1.394	-	-	-100,00	-100,00
121 Thailand	23.040	1.394	-	-	-100,00	-100,00
8406900000 Part of turbines for marine propulsion	250	50.000	-	-	-100,00	-100,00
124 Malaysia	250	50.000	-	-	-100,00	-100,00
8708919900 Parts of radiators for vehicles of person;goods;special purpose	2.750	18.871	840	5.793	-69,45	-69,30
124 Malaysia	2.750	18.871	840	5.793	-69,45	-69,30
TOTAL EKSPOR	6.001.105.001	1.152.671.555	27.894.278.025	1.402.689.315	364,82	21,69

TABEL 1.7 DATA EKSPOR ASAL KALIMANTAN TENGAH MENURUT NEGARA TUJUAN DAN KOMODITI HS 2012, 2012-2013

NEGARA TUJUAN/KOMODITI HS 2012	2012		2013		PERUBAHAN (%)	
	BERAT (KG)	NILAI (US\$)	BERAT (KG)	NILAI (US\$)	BERAT	NILAI
(1)	(2)	(3)	(4)	(5)	(6)	(7)
111 Jepang	1.138.534.311	205.754.171	1.534.787.663	196.518.964	34,80	-4,49
2306600000 Oil-cake and other solid residues of palm nuts or kernels	-	-	907.200	2.199.521	-	-
2601110000 Iron ores and concentrates, other than roasted iron pyrites : non agglomerated	-	-	18.000	171.000	-	-
2615100000 Zirconium ores and concentrates	-	-	220.000	264.800	-	-
2701121000 Bituminous coal: coking coal	137.130.000	20.158.110	77.000.000	7.873.250	-43,85	-60,94
2701129000 Bituminous coal: not coking coal	-	-	83.450.000	7.091.078	-	-
2701190000 Other coal, whether or not pulverised but not agglomerated	966.321.000	124.760.169	915.738.000	89.572.456	-5,23	-28,20
4001221000 Technically Specified Natural Rubber (TSNR) 10	-	-	56.700	170.240	-	-
4001222000 Technically Specified Natural Rubber (TSNR) 20	11.755.800	37.755.711	55.265.549	26.731.979	370,11	-29,20
4001301900 Jelutong in other forms	126.000	994.500	144.000	1.368.000	14,29	37,56
4401210000 Coniferous, wood in chips or particles	-	-	40.838.480	2.807.879	-	-
4401220000 Non-coniferous wood in chips or particles	-	-	41.793.530	2.930.200	-	-
4402909000 Oth wood charcoal (including shell or nut charcoal), of coconut shell	21.500	7	15.460	14.920	-28,09	213.042,86
4404201000 Hoopwood, split poles, pickets & the like of non-coniferous	-	-	162.405.550	12.256.250	-	-
4409290000 Oth non-coniferous oth teak strips/friezes for parquet flooring	6.340	6.151	-	-	-100,00	-100,00
4412310000 Oth plywood, consisting solely <6mm thickness w/ at least one outer	3.257.410	3.007.650	4.584.275	4.055.156	40,73	34,83
4412390000 Oth plywood consisting solely of sheets of wood of each thick < 6 mm	-	-	126.008.000	13.032.132	-	-
4412940000 Oth plywood, veneered panels & similar wood of blockboard, laminboard & battenboard	81.341	109.394	111.214	178.251	36,73	62,94
4412990010 Veneered panels & similar w/ at least one other wood	220.000	210.320	44.680	45.739	-79,69	-78,25
4412990090 Veneered panels & similar w/ at least one other wood	19.614.920	18.752.159	26.187.025	25.756.113	33,51	37,35
112 Hongkong	931.000	465.500	215.736	233.151	-76,83	-49,91
2615100000 Zirconium ores and concentrates	931.000	465.500	125.000	137.500	-86,57	-70,46
4409290000 Oth non-coniferous oth teak strips/friezes for parquet flooring	-	-	90.736	95.651	-	-
114 Korea Selatan	34.243.213	17.708.241	5.175.111	11.200.195	-84,89	-36,75
2601110000 Iron ores and concentrates, other than roasted iron pyrites : non agglomerated	-	-	362.880	914.073	-	-
2701190000 Other coal, whether or not pulverised but not agglomerated	30.000.000	5.040.000	-	-	-100,00	-100,00
4001222000 Technically Specified Natural Rubber (TSNR) 20	3.850.560	12.371.516	4.165.840	9.783.552	8,19	-20,92
4407261000 Wood sawn/ chipped of a thick > 6mm. of White Lauan, Seraya, yellow meranti	1.383	1.799	-	-	-100,00	-100,00
4409290000 Oth non-coniferous oth teak strips/friezes for parquet flooring	105.033	58.147	44.374	28.000	-57,75	-51,85
4412310000 Oth plywood, consisting solely <6mm thickness w/ at least one outer	-	-	224.390	125.034	-	-
4412940000 Oth plywood, veneered panels & similar wood of blockboard, laminboard & battenboard	286.237	236.779	377.627	349.536	31,93	47,62
115 Taiwan	184.467.989	36.949.056	63.750.846	9.009.778	-65,44	-75,62
0301111000 Live freshwater ornamental fish, fry	-	-	59	3.520	-	-
1404909000 Oth vegetable products not used primarily in tanning/dyeing, nes	-	-	8.678.191	445.542	-	-
2604000000 Nickel ores and concentrates	-	-	181.440	474.014	-	-

LANJUTAN TABEL 1.7

NEGARA TUJUAN/KOMODITI HS 2012	2012		2013		PERUBAHAN (%)	
	BERAT (KG)	NILAI (US\$)	BERAT (KG)	NILAI (US\$)	BERAT	NILAI
	(1)	(2)	(3)	(4)	(5)	(6)
2615100000 Zirconium ores and concentrates	1.201.000	1.528.700	46.500	23.250	-96,13	-98,48
2701190000 Other coal,whether or not pulverisedbut not agglomerated	182.010.000	31.435.550	54.050.000	6.089.550	-70,30	-80,63
4001222000 Technically Specified Natural Rubber(TSNR) 20	1.209.600	3.966.095	786.240	1.968.868	-35,00	-50,36
4409100000 Coniferous wood cotinuously shapedalong any of its edgee,ends/faces	11.856	4.576	-	-	-100,00	-100,00
4409290000 Oth non coniferous oth teak stripsfriezes for parquet flooring	27.033	11.356	8.416	5.034	-68,87	-55,67
4420100000 Statuettes & oth ornaments, of wood	8.500	2.779	-	-	-100,00	-100,00
116 China	3.395.992.365	435.720.942	25.095.904.581	759.499.596	638,99	74,31
1511909900 Unsolid fractions of refined palm oil,packing net weight>20kg	89.290.520	78.361.071	14.087.765	11.062.986	-84,22	-85,88
2306600000 Oil-cake and other solid residues ofpalm nuts or kernels	5.729.000	668.058	13.494.280	1.919.832	135,54	187,38
2601110000 Iron ores and concentrates, other thanroasted iron pyrites :non agglomerated	893.817.514	23.055.766	4.136.708.650	62.493.221	362,81	171,05
2606000000 Aluminium ores and concentrates	779.469.860	11.689.764	16.366.560.270	306.658.331	1.999,70	2.523,31
2607000000 Lead ores and concentrates	-	-	9.375.140	2.970.142	-	-
2614001000 Titanium ores and concentrates, ilmeniteores and concentrates	4.138.000	613.410	4.487.000	735.960	8,43	19,98
2615100000 Zirconium ores and concentrates	69.280.949	47.412.958	42.765.829	36.972.220	-38,27	-22,02
2701121000 Bituminous coal: coking coal	-	-	9.349.000	965.658	-	-
2701190000 Other coal,whether or not pulverisedbut not agglomerated	1.531.853.000	206.099.708	2.473.644.752	232.074.034	61,48	12,60
2702100000 Lignite, whether or not pulverised,but not agglomerated	-	-	69.344.000	2.773.760	-	-
3823191000 Acids oil from refining	494.030	301.358	-	-	-100,00	-100,00
4001221000 Technically Specified Natural Rubber(TSNR) 10	-	-	1.814.400	4.470.703	-	-
4001222000 Technically Specified Natural Rubber(TSNR) 20	14.785.400	46.712.493	1.722.604.822	64.081.900	11.550,72	37,18
4005919000 Other compounded rubber,unvulcanised,inplates, sheets, & strip	1.209.600	3.609.144	806.400	1.981.728	-33,33	-45,09
4005999000 Other compounded rubber,unvulcanised,inother form	5.302.080	16.877.585	2.419.200	6.194.873	-54,37	-63,30
4409290000 Oth non coniferous oth teak stripsfriezes for parquet flooring	611.019	287.122	1.191.073	435.048	94,93	51,52
4412390000 Oth plywood consisting solely of sheets of wood of each thick < 6 mm	-	-	1.200.000	1.104.000	-	-
4412990090 Veneered panels&similar w/at least oneother wood	-	-	226.052.000	22.605.200	-	-
4417009000 Oth Tools,tool bodies,tool handles,broom or brush bodies & handles, of wood	11.393	32.505	-	-	-100,00	-100,00
121 Thailand	186.453.302	15.779.855	140.232.199	8.984.965	-24,79	-43,06
1404909000 Oth vegetable prodcts not used primarilyin tanning/dyeing, nes	8.955.290	507.731	-	-	-100,00	-100,00
2306600000 Oil-cake and other solid residues ofpalm nuts or kernels	4.640.391	269.549	-	-	-100,00	-100,00
2615100000 Zirconium ores and concentrates	-	-	350.000	205.000	-	-
2701129000 Bituminous coal: not coking coal	57.975.000	4.840.912	-	-	-100,00	-100,00
2701190000 Other coal,whether or not pulverisedbut not agglomerated	114.859.581	10.160.269	132.827.018	8.335.489	15,64	-17,96
4412310000 Oth plywood,consisting solaly <6mmthickness w/ at least one outer	-	-	7.055.181	444.476	-	-
7308409000 Other equipment for scaffolding, shuttering, propping or pit propping	23.040	1.394	-	-	-100,00	-100,00

LANJUTAN TABEL 1.7

NEGARA TUJUAN/KOMODITI HS 2012	2012		2013		PERUBAHAN (%)	
	BERAT (KG)	NILAI (US\$)	BERAT (KG)	NILAI (US\$)	BERAT	NILAI
	(1)	(2)	(3)	(4)	(5)	(6)
122 Singapura	45.216.797	41.845.777	712.682	337.378	-98,42	-99,19
0301111000 Live freshwater ornamental fish, fry	38	943	-	-	-100,00	-100,00
0301910000 Live Trout (Salmo trutta,Oncorhynchusmykiss,clarki,aguabonita,gilae,apache)	-	-	6	831	-	-
0301994090 Other freshwater fish	130	3.152	2.054	5.279	1.480,00	67,48
1214900000 Other forage products,whether/not in forof pellets,oth than lucerne (alfalfa)	4.500	9.750	1.500	2.069	-66,67	-78,78
1511909110 Solid fractions of refined palm oil,packing of a net weight_20kg	5.000.000	4.975.000	-	-	-100,00	-100,00
1511909190 Solid fractions of refined palm oil,packing of a net weight>20kg	18.600.000	17.983.000	-	-	-100,00	-100,00
1511909900 Unsolid fractions of refined palm oil,packing net weight>20kg	4.999.389	3.912.413	-	-	-100,00	-100,00
1516202130 Hydrogenated fats in flakes of palmstearin	9.600.000	9.312.000	-	-	-100,00	-100,00
3823199000 Oth industrial monocarboxylic fatty acid	6.000.000	4.860.000	-	-	-100,00	-100,00
4001222000 Technically Specified Natural Rubber(TSNR) 20	-	-	50	535	-	-
4001301900 Jelutong in other forms	347.000	160.000	354.000	162.931	2,02	1,83
4407251100 Wood sawn/ chipped of a thick > 6mm.ofdark&light red meranti,Sanded/end joint	188.000	124.018	277.491	122.179	47,60	-1,48
4407251900 Wood sawn/ chipped of a thick > 6mm. ofdark&light red meranti,Sanded/ end-joint	90.110	50.061	-	-	-100,00	-100,00
4409290000 Oth non coniferous oth teak stripsfriezes for parquet flooring	387.130	455.440	37.581	25.054	-90,29	-94,50
4414000000 Wooden frames for paintings, photographs mirrors or similar objects.	-	-	40.000	18.500	-	-
123 Philipina	128.461.207	12.118.131	135.939.970	9.386.421	5,82	-22,54
2701121000 Bituminous coal: coking coal	37.817.777	3.906.806	8.109.293	543.322	-78,56	-86,09
2701129000 Bituminous coal: not coking coal	90.643.430	8.211.325	105.231.054	7.324.029	16,09	-10,81
4412310000 Oth plywood,consisting solaly <6mmthinkness w/ at least one outer	-	-	22.599.623	1.519.070	-	-
124 Malaysia	137.132.680	136.553.614	45.880.491	33.470.025	-66,54	-75,49
1511100000 Crude palm oil	70.726.306	71.937.120	15.700.797	10.416.000	-77,80	-85,52
1511909190 Solid fractions of refined palm oil,packing of a net weight>20kg	5.500.000	6.270.000	-	-	-100,00	-100,00
1511909200 Unsolid fractions of refined palm oil,packing net weight_20kg	-	-	6.999.925	5.319.943	-	-
1511909900 Unsolid fractions of refined palm oil,packing net weight>20kg	53.198.600	50.789.976	22.998.129	17.433.589	-56,77	-65,68
1513211000 Crude oil of palm kernel	3.499.934	3.795.678	-	-	-100,00	-100,00
1516202120 Hydrogenated fats in flakes of palmolein	3.500.000	3.412.500	-	-	-100,00	-100,00
2306600000 Oil-cake and other solid residues ofpalm nuts or kernels	-	-	80.000	42.700	-	-
2615100000 Zirconium ores and concentrates	-	-	100.800	252.000	-	-
3823199000 Oth industrial monocarboxylic fatty acid	704.840	279.469	-	-	-100,00	-100,00
8406900000 Part of turbines for marine propulsion	250	50.000	-	-	-100,00	-100,00
8708919900 Parts of radiators for vehicles ofperson;goods;special purpose	2.750	18.871	840	5.793	-69,45	-69,30
125 Myanmar	-	-	22.000.000	1.199.000	-	-
2701190000 Other coal,whether or not pulverisedbut not agglomerated	-	-	22.000.000	1.199.000	-	-

LANJUTAN TABEL 1.7

NEGARA TUJUAN/KOMODITI HS 2012	2012		2013		PERUBAHAN (%)	
	BERAT (KG)	NILAI (US\$)	BERAT (KG)	NILAI (US\$)	BERAT	NILAI
	(1)	(2)	(3)	(4)	(6)	(7)
126 Kamboja	-	-	15.933.000	999.487	-	-
2701190000 Other coal,whether or not pulverisedbut not agglomerated	-	-	7.348.000	462.924	-	-
4412310000 Oth plywood,consisting solaly <6mmthinkness w/ at least one outer	-	-	8.585.000	536.563	-	-
131 Viet Nam	97.372.896	18.021.263	83.199.002	11.297.153	-14,56	-37,31
1212291900 Seaweeds & oth algae,fresh,chilled/dried used in dyeing,tanning,perfumery	81.200	73.080	-	-	-100,00	-100,00
2306600000 Oil-cake and other solid residues ofpalm nuts or kernels	42.269.680	4.848.781	77.051.110	10.450.647	82,28	115,53
2701190000 Other coal,whether or not pulverisedbut not agglomerated	55.000.000	13.090.000	-	-	-100,00	-100,00
4001301900 Jelutong in other forms	-	-	6.100.000	800.895	-	-
4407293100 Wood sawn/ chipped of a thick > 6 mm.ofKempas,Planed sanded or end-jointed	-	-	5.106	3.301	-	-
4409290000 Oth non coniferous oth teak stripsfriezes for parquet flooring	-	-	24.029	26.457	-	-
4412310000 Oth plywood,consisting solaly <6mmthinkness w/ at least one outer	-	-	8.750	9.102	-	-
4412940000 Oth plywood,veneered panels&similar wood of blockboard,laminboard&battenboard	22.016	9.402	10.007	6.751	-54,55	-28,20
133 India	413.223.623	81.987.117	238.476.037	60.326.982	-42,29	-26,42
1511909900 Unsolid fractions of refined palm oil,packing net weight>20kg	24.797.703	21.636.651	31.658.998	24.083.836	27,67	11,31
2306600000 Oil-cake and other solid residues ofpalm nuts or kernels	-	-	317.560	137.046	-	-
2615100000 Zirconium ores and concentrates	-	-	241.920	606.135	-	-
2701129000 Bituminous coal: not coking coal	41.389.000	3.311.120	-	-	-100,00	-100,00
2701190000 Other coal,whether or not pulverisedbut not agglomerated	336.780.000	37.191.340	185.811.000	11.168.132	-44,83	-69,97
3823199000 Oth industrial monocarboxylic fatty acid	5.200.000	4.290.000	-	-	-100,00	-100,00
4001222000 Technically Specified Natural Rubber(TSNR) 20	4.576.320	15.061.265	5.107.230	12.474.483	11,60	-17,18
4001301900 Jelutong in other forms	-	-	14.349.769	10.984.822	-	-
4005919000 Other compounded rubber,unvulcanised,inplates, sheets, & strip	-	-	100.800	223.776	-	-
4005999000 Other compounded rubber,unvulcanised,inother form	-	-	100.000	42.500	-	-
4412310000 Oth plywood,consisting solaly <6mmthinkness w/ at least one outer	480.600	496.741	788.760	606.252	64,12	22,05
134 Pakistan	699.320	627.204	180.940.079	99.322.013	25.773,72	15.735,68
1511909900 Unsolid fractions of refined palm oil,packing net weight>20kg	-	-	113.002.740	85.491.133	-	-
1522009000 Residues resulting from the treatment offatty substans or animal/vegetable waxe	72.520	35.535	-	-	-100,00	-100,00
2306600000 Oil-cake and other solid residues ofpalm nuts or kernels	-	-	1.984.420	913.897	-	-
2701190000 Other coal,whether or not pulverisedbut not agglomerated	-	-	56.440.000	4.910.280	-	-
3823191000 Acids oil from refining	511.000	312.497	-	-	-100,00	-100,00
4001222000 Technically Specified Natural Rubber(TSNR) 20	100.800	276.172	403.200	1.022.051	300,00	270,08
4404201000 Hoopwood, split poles,piles, picket & the like of non coniferous	-	-	8.999.883	6.674.914	-	-
4417009000 Oth Tools,tool bodies,tool handles,broom or brush bodies & handles, of wood	-	-	109.836	309.738	-	-
6802299000 Monumental/building stone of oth stone, simply cut/sawn with a flat surface	15.000	3.000	-	-	-100,00	-100,00

LANJUTAN TABEL 1.7

NEGARA TUJUAN/KOMODITI HS 2012 (1)	2012		2013		PERUBAHAN (%)	
	BERAT (KG) (2)	NILAI (US\$) (3)	BERAT (KG) (4)	NILAI (US\$) (5)	BERAT (6)	NILAI (7)
135 Bangladesh	-	-	45.599.259	35.833.913	-	-
1511901900 Unsolid fractions of unrefined palm oil,not chemically modified	-	-	30.399.467	23.978.076	-	-
1516202120 Hydrogenated fats in flakes of palmolein	-	-	7.499.901	5.849.923	-	-
4412310000 Oth plywood,consisting solaly <6mmthinkness w/ at least one outer	-	-	7.699.891	6.005.914	-	-
142 Iran	1.391.040	3.781.345	352.400	1.122.175	-74,67	-70,32
2615100000 Zirconium ores and concentrates	-	-	50.000	429.255	-	-
4001222000 Technically Specified Natural Rubber(TSNR) 20	1.391.040	3.781.345	302.400	692.920	-78,26	-81,68
143 Saudi Arabia	20.743.348	20.517.192	27.203.780	26.881.512	31,14	31,02
1211909900 Oth plants&parts of plants, not forpharmacy, not cut,crushed/powdered for	164.250	23.153	147.500	34.825	-10,20	50,41
4001222000 Technically Specified Natural Rubber(TSNR) 20	-	-	3.358.870	3.437.560	-	-
4412310000 Oth plywood,consisting solaly <6mmthinkness w/ at least one outer	4.820.000	4.163.455	7.281.720	6.411.523	51,07	54,00
4412390000 Oth plywood consisting solely of sheetsof wood of each thick < 6 mm	15.759.098	16.330.584	16.415.690	16.997.604	4,17	4,08
144 Israil	-	-	20.160	45.360	-	-
4001222000 Technically Specified Natural Rubber(TSNR) 20	-	-	20.160	45.360	-	-
145 Kuwait	624.400	670.530	145.980	157.618	-76,62	-76,49
4412390000 Oth plywood consisting solely of sheetsof wood of each thick < 6 mm	624.400	670.530	145.980	157.618	-76,62	-76,49
152 Oman	10.205.350	10.892.686	4.426.930	4.693.008	-56,62	-56,92
4001222000 Technically Specified Natural Rubber(TSNR) 20	-	-	271.530	292.692	-	-
4412310000 Oth plywood,consisting solaly <6mmthinkness w/ at least one outer	311.851	296.161	157.890	150.394	-49,37	-49,22
4412390000 Oth plywood consisting solely of sheetsof wood of each thick < 6 mm	9.817.669	10.515.787	3.997.510	4.249.922	-59,28	-59,59
4413000000 Densified wood, in blocks,plates,strips of profile shapes.	75.830	80.738	-	-	-100,00	-100,00
154 Turki	41.848.000	6.486.440	148.329.760	20.275.432	254,45	212,58
2701129000 Bituminous coal: not coking coal	-	-	362.880	849.357	-	-
2701190000 Other coal,whether or not pulverisedbut not agglomerated	41.848.000	6.486.440	147.100.000	17.357.800	251,51	167,60
4001221000 Technically Specified Natural Rubber(TSNR) 10	-	-	20.160	48.000	-	-
4001222000 Technically Specified Natural Rubber(TSNR) 20	-	-	846.720	2.020.275	-	-
155 Uni Emirat Arab	9.974.560	9.813.694	7.231.100	7.189.333	-27,50	-26,74
4001222000 Technically Specified Natural Rubber(TSNR) 20	-	-	75.560	76.681	-	-
4412310000 Oth plywood,consisting solaly <6mmthinkness w/ at least one outer	4.130.210	3.663.208	3.390.650	3.196.856	-17,91	-12,73
4412390000 Oth plywood consisting solely of sheetsof wood of each thick < 6 mm	5.844.350	6.150.486	3.764.890	3.915.796	-35,58	-36,33
156 Qatar	1.090.500	1.138.311	1.005.570	1.021.727	-7,79	-10,24
4412310000 Oth plywood,consisting solaly <6mmthinkness w/ at least one outer	-	-	78.710	70.327	-	-
4412390000 Oth plywood consisting solely of sheetsof wood of each thick < 6 mm	1.090.500	1.138.311	926.860	951.400	-15,01	-16,42

LANJUTAN TABEL 1.7

NEGARA TUJUAN/KOMODITI HS 2012	2012		2013		PERUBAHAN (%)	
	BERAT (KG)	NILAI (US\$)	BERAT (KG)	NILAI (US\$)	BERAT	NILAI
	(1)	(3)	(4)	(5)	(6)	(7)
212 Libya	25.410	3.175	-	-	-100,00	-100,00
1211909900 Oth plants&parts of plants, not forpharmacy, not cut,crushed/powdered for	25.410	3.175	-	-	-100,00	-100,00
260 Swaziland	-	-	39.344.000	3.226.208	-	-
2701129000 Bituminous coal: not coking coal	-	-	39.344.000	3.226.208	-	-
261 Afrika Selatan	-	-	1.088.640	2.644.513	-	-
2701190000 Other coal,whether or not pulverisedbut not agglomerated	-	-	161.280	388.802	-	-
4001221000 Technically Specified Natural Rubber(TSNR) 10	-	-	282.240	655.514	-	-
4001222000 Technically Specified Natural Rubber(TSNR) 20	-	-	645.120	1.600.197	-	-
311 Australia	1.553.993	4.919.880	1.834.560	4.587.710	18,05	-6,75
2701190000 Other coal,whether or not pulverisedbut not agglomerated	-	-	221.760	536.998	-	-
4001221000 Technically Specified Natural Rubber(TSNR) 10	40.320	152.873	-	-	-100,00	-100,00
4001222000 Technically Specified Natural Rubber(TSNR) 20	1.512.000	4.760.303	1.612.800	4.050.712	6,67	-14,91
4414000000 Wooden frames for paintings, photographs mirrors or similar objects.	1.673	6.704	-	-	-100,00	-100,00
312 Selandia Baru	-	-	3.510	4.419	-	-
4412390000 Oth plywood consisting solely of sheetsof wood of each thick < 6 mm	-	-	3.510	4.419	-	-
411 Amerika Serikat	4.994.422	15.296.111	23.813.117	26.750.067	376,79	74,88
0301994090 Other freshwater fish	-	-	103.410	282.937	-	-
1511901900 Unsolid fractions of unrefined palm oil,not chemically modified	-	-	31.503	78.380	-	-
1511909900 Unsolid fractions of refined palm oil,packing net weight >20kg	-	-	17.999.842	12.599.889	-	-
2701190000 Other coal,whether or not pulverisedbut not agglomerated	-	-	262.080	644.786	-	-
4001221000 Technically Specified Natural Rubber(TSNR) 10	-	-	199.080	461.914	-	-
4001222000 Technically Specified Natural Rubber(TSNR) 20	3.418.240	11.695.707	4.182.080	10.128.965	22,35	-13,40
4409290000 Oth non coniferous oth teak stripsfriezes for parquet flooring	135.670	181.802	-	-	-100,00	-100,00
4414000000 Wooden frames for paintings, photographs mirrors or similar objects.	4.638	22.566	-	-	-100,00	-100,00
4417009000 Oth Tools,tool bodies,tool handles,broom or brush bodies & handles, of wood	1.199.977	2.768.177	835.957	2.023.623	-30,34	-26,90
4420901000 Oth wooden articles of furniture notfalling in chapter 94	-	-	199.165	529.573	-	-
4420909000 Oth wood marquetry and inlaid,casket and similar articles of wood	235.897	627.859	-	-	-100,00	-100,00
412 Kanada	925.427	2.981.650	1.247.176	3.153.745	34,77	5,77
1511909900 Unsolid fractions of refined palm oil,packing net weight>20kg	-	-	2.296	12.560	-	-
2701190000 Other coal,whether or not pulverisedbut not agglomerated	-	-	195.300	500.024	-	-
4001221000 Technically Specified Natural Rubber(TSNR) 10	-	-	20.160	51.778	-	-
4001222000 Technically Specified Natural Rubber(TSNR) 20	820.260	2.832.987	1.029.420	2.589.383	25,50	-8,60
4409290000 Oth non coniferous oth teak stripsfriezes for parquet flooring	81.385	104.435	-	-	-100,00	-100,00
4417009000 Oth Tools,tool bodies,tool handles,broom or brush bodies & handles, of wood	23.782	44.228	-	-	-100,00	-100,00

LANJUTAN TABEL 1.7

NEGARA TUJUAN/KOMODITI HS 2012 (1)	2012		2013		PERUBAHAN (%)	
	BERAT (KG) (2)	NILAI (US\$) (3)	BERAT (KG) (4)	NILAI (US\$) (5)	BERAT (6)	NILAI (7)
421 Meksiko	-	-	322.560	813.504	-	-
4001222000 Technically Specified Natural Rubber(TSNR) 20	-	-	322.560	813.504	-	-
431 Chili	100.800	362.840	18.306	54.003	-81,84	-85,12
4001222000 Technically Specified Natural Rubber(TSNR) 20	100.800	362.840	-	-	-100,00	-100,00
4420901000 Oth wooden articles of furniture notfalling in chapter 94	-	-	18.306	54.003	-	-
432 Venezuela	-	-	100.800	234.451	-	-
4001222000 Technically Specified Natural Rubber(TSNR) 20	-	-	100.800	234.451	-	-
433 Argentina	-	-	201.600	493.960	-	-
3823199000 Oth industrial monocarboxylic fatty acid	-	-	100.800	237.283	-	-
4001222000 Technically Specified Natural Rubber(TSNR) 20	-	-	100.800	256.677	-	-
434 Brazil	20.160	57.445	756.000	1.925.665	3.650,00	3.252,19
4001211000 Natural rubber in smoked sheets, RSSGrade 1	-	-	126.000	306.599	-	-
4001221000 Technically Specified Natural Rubber(TSNR) 10	-	-	60.480	143.111	-	-
4001222000 Technically Specified Natural Rubber(TSNR) 20	20.160	57.445	569.520	1.475.955	2.725,00	2.469,34
435 Colombia	-	-	221.760	661.244	-	-
4001222000 Technically Specified Natural Rubber(TSNR) 20	-	-	221.760	661.244	-	-
442 Peru	-	-	120.960	371.791	-	-
4001222000 Technically Specified Natural Rubber(TSNR) 20	-	-	120.960	371.791	-	-
511 Inggris	362.880	1.062.326	268.521	679.169	-26,00	-36,07
4001221000 Technically Specified Natural Rubber(TSNR) 10	-	-	40.320	94.752	-	-
4001222000 Technically Specified Natural Rubber(TSNR) 20	362.880	1.062.326	226.800	580.226	-37,50	-45,38
4602120000 Basketwork, wickerwork & other articles, of vegetable material of rattan	-	-	1.401	4.191	-	-
512 Belanda	2.507.143	4.751.258	1.202.019	1.812.254	-52,06	-61,86
1511100000 Crude palm oil	1.000.000	981.950	-	-	-100,00	-100,00
4001222000 Technically Specified Natural Rubber(TSNR) 20	879.480	3.058.828	408.240	1.004.330	-53,58	-67,17
4412310000 Oth plywood,consisting solaly <6mmthinkness w/ at least one outer	-	-	405.770	383.779	-	-
4412390000 Oth plywood consisting solely of sheets of wood of each thick < 6 mm	583.250	633.212	365.310	396.880	-37,37	-37,32
4412940000 Oth plywood,veneered panels&similar wood of blockboard,laminboard&battenboard	44.413	77.268	22.699	27.265	-48,89	-64,71
513 Perancis	612.360	1.993.881	593.420	1.427.770	-3,09	-28,39
4001221000 Technically Specified Natural Rubber(TSNR) 10	-	-	45.360	112.488	-	-
4001222000 Technically Specified Natural Rubber(TSNR) 20	612.360	1.993.881	498.960	1.263.649	-18,52	-36,62
4412390000 Oth plywood consisting solely of sheets of wood of each thick < 6 mm	-	-	49.100	51.633	-	-

LANJUTAN TABEL 1.7

NEGARA TUJUAN/KOMODITI HS 2012	2012		2013		PERUBAHAN (%)		
	BERAT (KG)	NILAI (US\$)	BERAT (KG)	NILAI (US\$)	BERAT	NILAI	
	(1)	(2)	(3)	(4)	(5)	(6)	(7)
514 Jerman		44.560.055	16.392.886	6.818.427	13.023.088	-84,70	-20,56
2701190000 Other coal,whether or not pulverisedbut not agglomerated		41.815.000	8.363.000	-	-	-100,00	-100,00
4001221000 Technically Specified Natural Rubber(TSNR) 10		40.320	132.445	1.512.000	3.596.051	3.650,00	2.615,13
4001222000 Technically Specified Natural Rubber(TSNR) 20		2.101.680	6.897.715	2.136.960	5.512.633	1,68	-20,08
4412310000 Oth plywood,consisting solaly <6mmthickness w/ at least one outer			-	162.570	151.798	-	-
4412390000 Oth plywood consisting solely of sheets of wood of each thick < 6 mm		246.470	379.894	2.669.560	3.145.245	983,12	727,93
4412940000 Oth plywood,veneered panels&similar wood of blockboard,laminboard&battenboard		356.585	619.832	337.337	617.361	-5,40	-0,40
516 Belgia		9.284.110	14.438.522	12.282.339	25.576.873	32,29	77,14
4001221000 Technically Specified Natural Rubber(TSNR) 10		-	-	4.173.120	9.649.996	-	-
4001222000 Technically Specified Natural Rubber(TSNR) 20		2.419.200	7.196.060	4.455.360	12.189.594	84,17	69,39
4407251100 Wood sawn/ chipped of a thick > 6mm.ofdark&light red meranti,Sanded/end joint		3.528	5.983	-	-	-100,00	-100,00
4412310000 Oth plywood,consisting solaly <6mmthickness w/ at least one outer		2.612.555	2.717.840	1.005.940	941.768	-61,50	-65,35
4412390000 Oth plywood consisting solely of sheets of wood of each thick < 6 mm		4.163.224	4.371.156	2.536.270	2.584.017	-39,08	-40,88
4412940000 Oth plywood,veneered panels&similar wood of blockboard,laminboard&battenboard		85.603	147.483	111.649	211.498	30,43	43,41
524 Finlandia		3.064.320	10.123.284	5.342.400	13.152.142	74,34	29,92
4001221000 Technically Specified Natural Rubber(TSNR) 10		-	-	20.160	47.376	-	-
4001222000 Technically Specified Natural Rubber(TSNR) 20		3.064.320	10.123.284	5.322.240	13.104.766	73,68	29,45
526 Italia		90.720	293.851	212.854	579.771	134,63	97,30
4001222000 Technically Specified Natural Rubber(TSNR) 20		90.720	293.851	181.440	455.646	100,00	55,06
4001301900 Jelutong in other forms		-	-	9.000	84.948	-	-
4412940000 Oth plywood,veneered panels&similar wood of blockboard,laminboard&battenboard		-	-	22.414	39.177	-	-
527 Spanyol		498.960	1.674.882	317.520	811.092	-36,36	-51,57
4001222000 Technically Specified Natural Rubber(TSNR) 20		498.960	1.674.882	317.520	811.092	-36,36	-51,57
543 Polandia		90.720	307.752	272.160	692.087	200,00	124,88
4001222000 Technically Specified Natural Rubber(TSNR) 20		90.720	307.752	272.160	692.087	200,00	124,88
544 Rumania		865.620	2.636.028	181.440	441.912	-79,04	-83,24
4001222000 Technically Specified Natural Rubber(TSNR) 20		865.620	2.636.028	181.440	441.912	-79,04	-83,24
545 Bulgaria		-	-	181.440	474.876	-	-
4001222000 Technically Specified Natural Rubber(TSNR) 20		-	-	181.440	474.876	-	-
557 Ukraina		81.430.000	13.435.950	50.000	42.925	-99,94	-99,68
2615100000 Zirconium ores and concentrates		-	-	50.000	42.925	-	-
2701190000 Other coal,whether or not pulverisedbut not agglomerated		81.430.000	13.435.950	-	-	-100,00	-100,00

LANJUTAN TABEL 1.7

NEGARA TUJUAN/KOMODITI HS 2012 (1)	2012		2013		PERUBAHAN (%)	
	BERAT (KG) (2)	NILAI (US\$) (3)	BERAT (KG) (4)	NILAI (US\$) (5)	BERAT (6)	NILAI (7)
560 Latvia	524.160	1.762.821	-	-	-100,00	-100,00
4001222000 Technically Specified Natural Rubber(TSNR) 20	524.160	1.762.821	-	-	-100,00	-100,00
572 Fed Russia	987.840	3.345.944	20.160	48.890	-97,96	-98,54
4001222000 Technically Specified Natural Rubber(TSNR) 20	987.840	3.345.944	20.160	48.890	-97,96	-98,54
TOTAL EKSPOR	6.001.105.001	1.152.671.555	27.894.278.025	1.402.689.315	364,82	21,69

<http://kalteng.bps.go.id>

TABEL 1.8 DATA EKSPOR ASAL KALIMANTAN TENGAH MENURUT KOMODITI HS 2012 DAN PELABUHAN MUAT, 2012-2013

KOMODITI HS 2012/PELABUHAN MUAT	2012		2013		PERUBAHAN (%)	
	BERAT (KG)	NILAI (US\$)	BERAT (KG)	NILAI (US\$)	BERAT	NILAI
	(1)	(2)	(3)	(4)	(5)	(6)
0301111000 Live freshwater ornamental fish, fry	38	943	59	3.520	55,26	273,28
434 SOEKARNO-HATTA (U)	-	-	59	3.520	-	-
743 PANGKALAN BUN	38	943	-	-	-100,00	-100,00
0301910000 Live Trout (Salmo trutta,Oncorhynchusmykiss,clarki,aguabonita,gilae,apache)	-	-	6	831	-	-
750 PULANG PISAU	-	-	6	831	-	-
0301994090 Other freshwater fish	130	3.152	105.464	288.216	81.026,15	9.043,91
431 TANJUNG PRIOK	-	-	103.410	282.937	-	-
743 PANGKALAN BUN	35	849	2.008	2.165	5.637,14	155,01
750 PULANG PISAU	95	2.303	18	1.587	-81,05	-31,09
753 PANGKALAN AIR (U)	-	-	28	1.527	-	-
1211909900 Oth plants&parts of plants, not forpharmacy, not cut,crushed/powdered for	189.660	26.328	147.500	34.825	-22,23	32,27
771 BANJARMASIN	189.660	26.328	147.500	34.825	-22,23	32,27
1212291900 Seaweeds & oth algae,fresh,chilled/dried used in dyeing,tanning,perfumery	81.200	73.080	-	-	-100,00	-100,00
563 TANJUNG PERAK	81.200	73.080	-	-	-100,00	-100,00
1214900000 Other forage products,whether/not in forof pellets,oth than lucerne (alfalfa)	4.500	9.750	1.500	2.069	-66,67	-78,78
771 BANJARMASIN	4.500	9.750	1.500	2.069	-66,67	-78,78
1404909000 Oth vegetable prodcts not used primarilyin tanning/dyeing, nes	8.955.290	507.731	8.678.191	445.542	-3,09	-12,25
746 SAMPIT	8.955.290	507.731	8.678.191	445.542	-3,09	-12,25

LANJUTAN TABEL 1.8

KOMODITI HS 2012/PELABUHAN MUAT (1)	2012		2013		PERUBAHAN (%)	
	BERAT (KG) (2)	NILAI (US\$) (3)	BERAT (KG) (4)	NILAI (US\$) (5)	BERAT (6)	NILAI (7)
1511100000 Crude palm oil	71.726.306	72.919.070	15.700.797	10.416.000	-78,11	-85,72
741 KUALA JELAI	-	-	3.200.523	1.904.311	-	-
744 KUMAI	71.726.306	72.919.070	12.500.274	8.511.689	-82,57	-88,33
1511901900 Unsolid fractions of unrefined palm oil,not chemically modified	-	-	30.430.970	24.056.456	-	-
431 TANJUNG PRIOK	-	-	31.503	78.380	-	-
746 SAMPIT	-	-	30.399.467	23.978.076	-	-
1511909110 Solid fractions of refined palm oil,packing of a net weight_20kg	5.000.000	4.975.000	-	-	-100,00	-100,00
744 KUMAI	5.000.000	4.975.000	-	-	-100,00	-100,00
1511909190 Solid fractions of refined palm oil,packing of a net weight>20kg	24.100.000	24.253.000	-	-	-100,00	-100,00
744 KUMAI	24.100.000	24.253.000	-	-	-100,00	-100,00
1511909200 Unsolid fractions of refined palm oil,packing net weight_20kg	-	-	6.999.925	5.319.943	-	-
744 KUMAI	-	-	6.999.925	5.319.943	-	-
1511909900 Unsolid fractions of refined palm oil,packing net weight>20kg	172.286.712	154.700.111	199.749.770	150.683.993	15,94	-2,60
431 TANJUNG PRIOK	-	-	2.296	12.560	-	-
494 TANJUNG EMAS	-	-	583.000	549.269	-	-
743 PANGKALAN BUN	10.398.832	9.251.561	-	-	-100,00	-100,00
744 KUMAI	161.887.880	145.448.550	22.998.129	17.433.589	-85,79	-88,01
746 SAMPIT	-	-	176.166.345	132.688.575	-	-
1513211000 Crude oil of palm kernel	3.499.934	3.795.678	-	-	-100,00	-100,00
746 SAMPIT	3.499.934	3.795.678	-	-	-100,00	-100,00

LANJUTAN TABEL 1.8

KOMODITI HS 2012/PELABUHAN MUAT	2012		2013		PERUBAHAN (%)	
	BERAT (KG)	NILAI (US\$)	BERAT (KG)	NILAI (US\$)	BERAT	NILAI
	(1)	(2)	(3)	(4)	(5)	(6)
1516202120 Hydrogenated fats in flakes of palmolein	3.500.000	3.412.500	7.499.901	5.849.923	114,28	71,43
744 KUMAI	3.500.000	3.412.500	-	-	-100,00	-100,00
746 SAMPIT	-	-	7.499.901	5.849.923	-	-
1516202130 Hydrogenated fats in flakes of palmstearin	9.600.000	9.312.000	-	-	-100,00	-100,00
744 KUMAI	9.600.000	9.312.000	-	-	-100,00	-100,00
1522009000 Residues resulting from the treatment offatty substan or animal/vegetable waxe	72.520	35.535	-	-	-100,00	-100,00
563 TANJUNG PERAK	72.520	35.535	-	-	-100,00	-100,00
2306600000 Oil-cake and other solid residues ofpalm nuts or kernels	52.639.071	5.786.388	93.834.570	15.663.643	78,26	170,70
494 TANJUNG EMAS	-	-	1.667.960	816.386	-	-
563 TANJUNG PERAK	-	-	907.200	2.199.521	-	-
744 KUMAI	-	-	3.037.520	598.674	-	-
746 SAMPIT	52.639.071	5.786.388	86.855.110	11.707.367	65,00	102,33
771 BANJARMASIN	-	-	1.366.780	341.695	-	-
2601110000 Iron ores and concentrates, other thanroasted iron pyrites :non agglomerated	893.817.514	23.055.766	4.137.089.530	63.578.294	362,86	175,76
563 TANJUNG PERAK	-	-	380.880	1.085.073	-	-
744 KUMAI	857.767.143	22.148.050	762.713.000	11.216.763	-11,08	-49,36
746 SAMPIT	36.050.371	907.716	3.373.995.650	51.276.458	9.259,11	5.548,95
2604000000 Nickel ores and concentrates	-	-	181.440	474.014	-	-
563 TANJUNG PERAK	-	-	181.440	474.014	-	-
2606000000 Aluminium ores and concentrates	779.469.860	11.689.764	16.366.560.270	306.658.331	1.999,70	2.523,31
563 TANJUNG PERAK	-	-	862.920	876.960	-	-
746 SAMPIT	779.469.860	11.689.764	16.365.697.350	305.781.371	1.999,59	2.515,80

LANJUTAN TABEL 1.8

KOMODITI HS 2012/PELABUHAN MUAT (1)	2012		2013		PERUBAHAN (%)	
	BERAT (KG) (2)	NILAI (US\$) (3)	BERAT (KG) (4)	NILAI (US\$) (5)	BERAT (6)	NILAI (7)
2607000000 Lead ores and concentrates	-	-	9.375.140	2.970.142	-	-
744 KUMAI	-	-	9.375.140	2.970.142	-	-
2614001000 Titanium ores and concentrates, ilmeniteores and concentrates	4.138.000	613.410	4.487.000	735.960	8,43	19,98
563 TANJUNG PERAK	4.138.000	613.410	4.487.000	735.960	8,43	19,98
2615100000 Zirconium ores and concentrates	71.412.949	49.407.158	43.950.049	38.933.085	-38,46	-21,20
494 TANJUNG EMAS	479.660	791.449	1.576.680	1.471.264	228,71	85,89
563 TANJUNG PERAK	25.380.000	25.819.970	14.501.753	15.516.950	-42,86	-39,90
743 PANGKALAN BUN	-	-	480.000	240.000	-	-
744 KUMAI	-	-	1.512.000	756.000	-	-
746 SAMPIT	2.880.000	1.543.470	5.280.000	4.378.800	83,33	183,70
771 BANJARMASIN	42.673.289	21.252.269	20.599.616	16.570.071	-51,73	-22,03
2701121000 Bituminous coal: coking coal	174.947.777	24.064.916	94.458.293	9.382.230	-46,01	-61,01
750 PULANG PISAU	37.817.777	3.906.806	8.109.293	543.322	-78,56	-86,09
771 BANJARMASIN	137.130.000	20.158.110	86.349.000	8.838.908	-37,03	-56,15
2701129000 Bituminous coal: not coking coal	190.007.430	16.363.357	228.387.934	18.490.672	20,20	13,00
563 TANJUNG PERAK	-	-	362.880	849.357	-	-
750 PULANG PISAU	132.032.430	11.522.445	144.575.054	10.550.237	9,50	-8,44
771 BANJARMASIN	57.975.000	4.840.912	83.450.000	7.091.078	43,94	46,48
2701190000 Other coal,whether or not pulverisedbut not agglomerated	3.381.916.581	456.062.426	3.995.799.190	373.240.275	18,15	-18,16
431 TANJUNG PRIOK	-	-	49.972.000	2.498.600	-	-
563 TANJUNG PERAK	-	-	840.420	2.070.610	-	-
750 PULANG PISAU	7.359.581	706.519	131.270.018	8.161.706	1.683,66	1.055,20
771 BANJARMASIN	2.664.410.000	382.423.846	3.719.625.000	354.796.558	39,60	-7,22
773 KOTABARU	710.147.000	72.932.061	94.091.752	5.712.801	-86,75	-92,17

LANJUTAN TABEL 1.8

KOMODITI HS 2012/PELABUHAN MUAT	2012		2013		PERUBAHAN (%)	
	BERAT (KG)	NILAI (US\$)	BERAT (KG)	NILAI (US\$)	BERAT	NILAI
	(2)	(3)	(4)	(5)	(6)	(7)
270210000 Lignite, whether or not pulverised, but not agglomerated	-	-	69.344.000	2.773.760	-	-
771 BANJARMASIN	-	-	69.344.000	2.773.760	-	-
3823191000 Acids oil from refining	1.005.030	613.855	-	-	-100,00	-100,00
744 KUMAI	1.005.030	613.855	-	-	-100,00	-100,00
3823199000 Oth industrial monocarboxylic fatty acid	11.904.840	9.429.469	100.800	237.283	-99,15	-97,48
563 TANJUNG PERAK	-	-	100.800	237.283	-	-
744 KUMAI	11.200.000	9.150.000	-	-	-100,00	-100,00
746 SAMPIT	704.840	279.469	-	-	-100,00	-100,00
4001211000 Natural rubber in smoked sheets, RSSGrade 1	-	-	126.000	306.599	-	-
563 TANJUNG PERAK	-	-	126.000	306.599	-	-
4001221000 Technically Specified Natural Rubber(TSNR) 10	80.640	285.318	8.244.180	19.501.923	10.123,44	6.735,15
563 TANJUNG PERAK	80.640	285.318	8.244.180	19.501.923	10.123,44	6.735,15
4001222000 Technically Specified Natural Rubber(TSNR) 20	56.038.920	179.987.251	1.816.316.711	181.391.436	3.141,17	0,78
563 TANJUNG PERAK	54.829.320	176.045.730	52.872.260	136.851.373	-3,57	-22,26
743 PANGKALAN BUN	-	-	7.938.390	7.703.073	-	-
744 KUMAI	-	-	81.471.599	3.892.943	-	-
746 SAMPIT	-	-	1.672.885.342	29.848.635	-	-
771 BANJARMASIN	1.209.600	3.941.521	1.149.120	3.095.412	-5,00	-21,47

LANJUTAN TABEL 1.8

KOMODITI HS 2012/PELABUHAN MUAT (1)	2012		2013		PERUBAHAN (%)	
	BERAT (KG) (2)	NILAI (US\$) (3)	BERAT (KG) (4)	NILAI (US\$) (5)	BERAT (6)	NILAI (7)
4001301900 Jelutong in other forms	473.000	1.154.500	20.956.769	13.401.596	4.330,61	1.060,81
563 TANJUNG PERAK	126.000	994.500	153.000	1.452.948	21,43	46,10
746 SAMPIT	-	-	20.449.769	11.785.717	-	-
771 BANJARMASIN	347.000	160.000	354.000	162.931	2,02	1,83
4005919000 Other compounded rubber,unvulcanised,inplates, sheets, & strip	1.209.600	3.609.144	907.200	2.205.504	-25,00	-38,89
563 TANJUNG PERAK	1.209.600	3.609.144	907.200	2.205.504	-25,00	-38,89
4005999000 Other compounded rubber,unvulcanised,inother form	5.302.080	16.877.585	2.519.200	6.237.373	-52,49	-63,04
563 TANJUNG PERAK	5.302.080	16.877.585	2.419.200	6.194.873	-54,37	-63,30
746 SAMPIT	-	-	100.000	42.500	-	-
4401210000 Coniferous, wood in chips or particles	-	-	40.838.480	2.807.879	-	-
744 KUMAI	-	-	40.838.480	2.807.879	-	-
4401220000 Non-coniferous wood in chips or particles	-	-	41.793.530	2.930.200	-	-
744 KUMAI	-	-	41.793.530	2.930.200	-	-
4402909000 Oth wood charcoal(including shell or nut charcoal), of coconut shell	21.500	7	15.460	14.920	-28,09	213.042,86
563 TANJUNG PERAK	21.500	7	-	-	-100,00	-100,00
771 BANJARMASIN	-	-	15.460	14.920	-	-
4404201000 Hoopwood, split poles;piles, picket & the like of non coniferous	-	-	171.405.433	18.931.164	-	-
744 KUMAI	-	-	162.405.550	12.256.250	-	-
746 SAMPIT	-	-	8.999.883	6.674.914	-	-
4407251100 Wood sawn/ chipped of a thick > 6mm.ofdark&light red meranti,Sanded/end joint	191.528	130.001	277.491	122.179	44,88	-6,02
743 PANGKALAN BUN	188.000	124.018	277.491	122.179	47,60	-1,48
746 SAMPIT	3.528	5.983	-	-	-100,00	-100,00

LANJUTAN TABEL 1.8

KOMODITI HS 2012/PELABUHAN MUAT	2012		2013		PERUBAHAN (%)	
	BERAT (KG)	NILAI (US\$)	BERAT (KG)	NILAI (US\$)	BERAT	NILAI
	(1)	(2)	(3)	(4)	(5)	(6)
4407251900 Wood sawn/ chipped of a thick > 6mm. of dark&light red meranti,Sanded/ end-joint	90.110	50.061	-	-	-100,00	-100,00
743 PANGKALAN BUN	90.110	50.061	-	-	-100,00	-100,00
4407261000 Wood sawn/ chipped of a thick > 6mm.of White Lauan,Seraya,yellow meranti	1.383	1.799	-	-	-100,00	-100,00
746 SAMPIT	1.383	1.799	-	-	-100,00	-100,00
4407293100 Wood sawn/ chipped of a thick > 6 mm.of Kempas,Planed sanded or end-jointed	-	-	5.106	3.301	-	-
746 SAMPIT	-	-	5.106	3.301	-	-
4409100000 Coniferous wood cotinuously shaped along any of its edge,ends/faces	11.856	4.576	-	-	-100,00	-100,00
746 SAMPIT	11.856	4.576	-	-	-100,00	-100,00
4409290000 Oth non coniferous oth teak strips,friezes for parquet flooring	1.353.610	1.104.453	1.396.209	615.244	3,15	-44,29
431 TANJUNG PRIOK	78.019	104.084	90.736	95.651	16,30	-8,10
743 PANGKALAN BUN	1.217.833	968.044	951.027	326.176	-21,91	-66,31
744 KUMAI	-	-	277.627	133.926	-	-
746 SAMPIT	57.758	32.325	76.819	59.491	33,00	84,04
4412310000 Oth plywood,consisting solaly <6mm thickness w/ at least one outer	15.612.626	14.345.055	64.029.120	24.608.012	310,11	71,54
743 PANGKALAN BUN	15.582.166	14.313.981	18.069.425	16.077.189	15,96	12,32
744 KUMAI	30.460	31.074	-	-	-100,00	-100,00
746 SAMPIT	-	-	7.699.891	6.005.914	-	-
750 PULANG PISAU	-	-	38.239.804	2.500.109	-	-
771 BANJARMASIN	-	-	20.000	24.800	-	-

LANJUTAN TABEL 1.8

KOMODITI HS 2012/PELABUHAN MUAT	2012		2013		PERUBAHAN (%)	
	BERAT (KG)	NILAI (US\$)	BERAT (KG)	NILAI (US\$)	BERAT	NILAI
(1)	(2)	(3)	(4)	(5)	(6)	(7)
4412390000 Oth plywood consisting solely of sheetsof wood of each thick < 6 mm	38.128.961	40.189.960	158.082.680	46.590.666	314,60	15,93
743 PANGKALAN BUN	38.128.961	40.189.960	30.874.680	32.454.534	-19,03	-19,25
771 BANJARMASIN	-	-	127.208.000	14.136.132	-	-
4412940000 Oth plywood,veneered panels&similar wood of blockboard,laminboard&battenboard	876.195	1.200.158	992.947	1.429.839	13,32	19,14
746 SAMPIT	876.195	1.200.158	992.947	1.429.839	13,32	19,14
4412990010 Veneered panels&similar w/at least oneother wood	220.000	210.320	44.680	45.739	-79,69	-78,25
743 PANGKALAN BUN	220.000	210.320	44.680	45.739	-79,69	-78,25
4412990090 Veneered panels&similar w/at least oneother wood	19.614.920	18.752.159	252.239.025	48.361.313	1.185,95	157,90
743 PANGKALAN BUN	18.187.670	17.332.738	24.760.095	24.332.965	36,14	40,39
744 KUMAI	1.427.250	1.419.421	1.426.930	1.423.148	-0,02	0,26
771 BANJARMASIN	-	-	226.052.000	22.605.200	-	-
4413000000 Densified wood, in blocks,plates,stripsof profile shapes.	75.830	80.738	-	-	-100,00	-100,00
743 PANGKALAN BUN	75.830	80.738	-	-	-100,00	-100,00
4414000000 Wooden frames for paintings, photographs mirrors or similar objects.	6.311	29.270	40.000	18.500	533,81	-36,80
431 TANJUNG PRIOK	6.311	29.270	-	-	-100,00	-100,00
771 BANJARMASIN	-	-	40.000	18.500	-	-
4417009000 Oth Tools,tool bodies,tool handles,broom or brush bodies & handles, of wood	1.235.152	2.844.910	945.793	2.333.361	-23,43	-17,98
431 TANJUNG PRIOK	1.235.152	2.844.910	835.957	2.023.623	-32,32	-28,87
771 BANJARMASIN	-	-	109.836	309.738	-	-
4420100000 Statuettes & oth ornaments, of wood	8.500	2.779	-	-	-100,00	-100,00
563 TANJUNG PERAK	8.500	2.779	-	-	-100,00	-100,00
4420901000 Oth wooden articles of furniture notfalling in chapter 94	-	-	217.471	583.576	-	-
431 TANJUNG PRIOK	-	-	199.165	529.573	-	-
771 BANJARMASIN	-	-	18.306	54.003	-	-
4420909000 Oth wood marquetry and inlaid,casket and similar articles of wood	235.897	627.859	-	-	-100,00	-100,00
431 TANJUNG PRIOK	235.897	627.859	-	-	-100,00	-100,00
4602120000 Basketwork, wickerwork & other articles, of vegetable material of rattan	-	-	1.401	4.191	-	-
563 TANJUNG PERAK	-	-	1.401	4.191	-	-

LANJUTAN TABEL 1.8

KOMODITI HS 2012/PELABUHAN MUAT (1)	2012		2013		PERUBAHAN (%)	
	BERAT (KG) (2)	NILAI (US\$) (3)	BERAT (KG) (4)	NILAI (US\$) (5)	BERAT (6)	NILAI (7)
680229000 Monumental/building stone of oth stone, simply cut/sawn with a flat surface	15.000	3.000	-	-	-100,00	-100,00
563 TANJUNG PERAK	15.000	3.000	-	-	-100,00	-100,00
7308409000 Other equipment for scaffolding, shuttering, propping or pit propping	23.040	1.394	-	-	-100,00	-100,00
563 TANJUNG PERAK	23.040	1.394	-	-	-100,00	-100,00
8406900000 Part of turbines for marine propulsion	250	50.000	-	-	-100,00	-100,00
746 SAMPIT	250	50.000	-	-	-100,00	-100,00
8708919900 Parts of radiators for vehicles of person; goods; special purpose	2.750	18.871	840	5.793	-69,45	-69,30
273 PEKAN BARU	2.750	18.871	840	5.793	-69,45	-69,30
TOTAL EKSPOR	6.001.105.001	1.152.671.555	27.894.278.025	1.402.689.315	364,82	21,69

TABEL 1.9 DATA EKSPOR ASAL KALIMANTAN TENGAH MENURUT PELABUHAN MUAT DAN KOMODITI HS 2012, 2012-2013

PELABUHAN MUAT/KOMODITI HS 2012	2012		2013		PERUBAHAN (%)	
	BERAT (KG)	NILAI (US\$)	BERAT (KG)	NILAI (US\$)	BERAT	NILAI
(1)	(2)	(3)	(4)	(5)	(6)	(7)
273 PEKAN BARU	2.750	18.871	840	5.793	-100,00	-100,00
8708919900 Parts of radiators for vehicles of person; goods; special purpose	2.750	18.871	840	5.793	-100,00	-100,00
431 TANJUNG PRIOK	1.555.379	3.606.123	51.235.067	5.521.324	-99,67	-99,98
0301994090 Other freshwater fish	-	-	103.410	282.937	-	-
1511901900 Unsolid fractions of unrefined palm oil, not chemically modified	-	-	31.503	78.380	-	-
1511909900 Unsolid fractions of refined palm oil, packing net weight > 20kg	-	-	2.296	12.560	-	-
2701190000 Other coal, whether or not pulverised but not agglomerated	-	-	49.972.000	2.498.600	-	-
4409290000 Oth non coniferous oth teak strips, friezes for parquet flooring	78.019	104.084	90.736	95.651	-99,99	-99,99
4414000000 Wooden frames for paintings, photographs, mirrors or similar objects.	6.311	29.270	-	-	-100,00	-100,00
4417009000 Oth Tools, tool bodies, tool handles, broom or brush bodies & handles, of wood	1.235.152	2.844.910	835.957	2.023.623	-99,99	-99,99
4420901000 Oth wooden articles of furniture not falling in chapter 94	-	-	199.165	529.573	-	-
4420909000 Oth wood marquetry and inlaid, casket and similar articles of wood	235.897	627.859	-	-	-100,00	-100,00
434 SOEKARNO-HATTA (U)	-	-	59	3.520	-	-
0301111000 Live freshwater ornamental fish, fry	-	-	59	3.520	-	-
494 TANJUNG EMAS	479.660	791.449	3.827.640	2.836.919	-99,92	-99,96
1511909900 Unsolid fractions of refined palm oil, packing net weight > 20kg	-	-	583.000	549.269	-	-
2306600000 Oil-cake and other solid residues of palm nuts or kernels	-	-	1.667.960	816.386	-	-
2615100000 Zirconium ores and concentrates	479.660	791.449	1.576.680	1.471.264	-99,97	-99,98
563 TANJUNG PERAK	91.287.400	224.361.452	87.348.534	190.563.139	-99,99	-99,99
1212291900 Seaweeds & oth algae, fresh, chilled/dried used in dyeing, tanning, perfumery	81.200	73.080	-	-	-100,00	-100,00
1522009000 Residues resulting from the treatment of fatty substance or animal/vegetable wax	72.520	35.535	-	-	-100,00	-100,00
2306600000 Oil-cake and other solid residues of palm nuts or kernels	-	-	907.200	2.199.521	-	-
2601110000 Iron ores and concentrates, other than roasted iron pyrites, non agglomerated	-	-	380.880	1.085.073	-	-

LANJUTAN TABEL 1.9

PELABUHAN MUAT/KOMODITI HS 2012 (1)	2012		2013		PERUBAHAN (%)	
	BERAT (KG)	NILAI (US\$)	BERAT (KG)	NILAI (US\$)	BERAT	NILAI
	(2)	(3)	(4)	(5)	(6)	(7)
2604000000 Nickel ores and concentrates	-	-	181.440	474.014	-	-
2606000000 Aluminium ores and concentrates	-	-	862.920	876.960	-	-
2614001000 Titanium ores and concentrates, ilmeniteores and concentrates	4.138.000	613.410	4.487.000	735.960	-99,99	-99,99
2615100000 Zirconium ores and concentrates	25.380.000	25.819.970	14.501.753	15.516.950	-99,99	-99,99
2701129000 Bituminous coal: not coking coal	-	-	362.880	849.357	-	-
2701190000 Other coal,whether or not pulverisedbut not agglomerated	-	-	840.420	2.070.610	-	-
3823199000 Oth industrial monocarboxylic fatty acid	-	-	100.800	237.283	-	-
4001211000 Natural rubber in smoked sheets, RSSGrade 1	-	-	126.000	306.599	-	-
4001221000 Technically Specified Natural Rubber(TSNR) 10	80.640	285.318	8.244.180	19.501.923	-98,98	-99,32
4001222000 Technically Specified Natural Rubber(TSNR) 20	54.829.320	176.045.730	52.872.260	136.851.373	-99,99	-99,99
4001301900 Jelutong in other forms	126.000	994.500	153.000	1.452.948	-99,99	-99,99
4005919000 Other compounded rubber,unvulcanised,inplates, sheets, & strip	1.209.600	3.609.144	907.200	2.205.504	-99,99	-99,99
4005999000 Other compounded rubber,unvulcanised,inother form	5.302.080	16.877.585	2.419.200	6.194.873	-100,00	-100,00
4402909000 Oth wood charcoal(including shell or nut charcoal), of coconut shell	21.500	7	-	-	-100,00	-100,00
4420100000 Statuettes & oth ornaments, of wood	8.500	2.779	-	-	-100,00	-100,00
4602120000 Basketwork, wickerwork & other articles, of vegetable material of rattan	-	-	1.401	4.191	-	-
6802299000 Monumental/building stone of oth stone, simply cut/sawn with a flat surface	15.000	3.000	-	-	-100,00	-100,00
7308409000 Other equipment for scaffolding, shuttering, propping or pit propping	23.040	1.394	-	-	-100,00	-100,00
741 KUALA JELAI	-	-	3.200.523	1.904.311	-	-
1511100000 Crude palm oil	-	-	3.200.523	1.904.311	-	-
743 PANGKALAN BUN	84.089.475	82.523.213	83.397.796	81.304.020	-99,99	-99,99
0301111000 Live freshwater ornamental fish, fry	38	943	-	-	-100,00	-100,00
0301994090 Other freshwater fish	35	849	2.008	2.165	-99,43	-99,97
1511909900 Unsolid fractions of refined palm oil,packing net weight>20kg	10.398.832	9.251.561	-	-	-100,00	-100,00
2615100000 Zirconium ores and concentrates	-	-	480.000	240.000	-	-

LANJUTAN TABEL 1.9

PELABUHAN MUAT/KOMODITI HS 2012	2012		2013		PERUBAHAN (%)	
	BERAT (KG)	NILAI (US\$)	BERAT (KG)	NILAI (US\$)	BERAT	NILAI
	(1)	(2)	(3)	(4)	(5)	(6)
4001222000 Technically Specified Natural Rubber(TSNR) 20	-	-	7.938.390	7.703.073	-	-
4407251100 Wood sawn/ chipped of a thick > 6mm.ofdark&light red meranti,Sanded/end joint	188.000	124.018	277.491	122.179	-99,99	-99,99
4407251900 Wood sawn/ chipped of a thick > 6mm. ofdark&light red meranti,Sanded/ end-joint	90.110	50.061	-	-	-100,00	-100,00
4409290000 Oth non coniferous oth teak stripsfriezes for parquet flooring	1.217.833	968.044	951.027	326.176	-99,99	-100,00
4412310000 Oth plywood,consisting solaly <6mmthickness w/ at least one outer	15.582.166	14.313.981	18.069.425	16.077.189	-99,99	-99,99
4412390000 Oth plywood consisting solely of sheetsof wood of each thick < 6 mm	38.128.961	40.189.960	30.874.680	32.454.534	-99,99	-99,99
4412990010 Veneered panels&similar w/at least oneother wood	220.000	210.320	44.680	45.739	-100,00	-100,00
4412990090 Veneered panels&similar w/at least oneother wood	18.187.670	17.332.738	24.760.095	24.332.965	-99,99	-99,99
4413000000 Densified wood, in blocks,plates,strips of profile shapes.	75.830	80.738	-	-	-100,00	-100,00
744 KUMAI	1.147.244.069	293.682.520	1.147.349.704	70.251.146	-99,99	-100,00
1511100000 Crude palm oil	71.726.306	72.919.070	12.500.274	8.511.689	-100,00	-100,00
1511909110 Solid fractions of refined palm oil,packing of a net weight_20kg	5.000.000	4.975.000	-	-	-100,00	-100,00
1511909190 Solid fractions of refined palm oil,packing of a net weight>20kg	24.100.000	24.253.000	-	-	-100,00	-100,00
1511909200 Unsolid fractions of refined palm oil,packing net weight_20kg	-	-	6.999.925	5.319.943	-	-
1511909900 Unsolid fractions of refined palm oil,packing net weight>20kg	161.887.880	145.448.550	22.998.129	17.433.589	-100,00	-100,00
1516202120 Hydrogenated fats in flakes of palmolein	3.500.000	3.412.500	-	-	-100,00	-100,00
1516202130 Hydrogenated fats in flakes of palmstearin	9.600.000	9.312.000	-	-	-100,00	-100,00
2306600000 Oil-cake and other solid residues ofpalm nuts or kernels	-	-	3.037.520	598.674	-	-
2601110000 Iron ores and concentrates, other thanroasted iron pyrites :non agglomerated	857.767.143	22.148.050	762.713.000	11.216.763	-99,99	-99,99
2607000000 Lead ores and concentrates	-	-	9.375.140	2.970.142	-	-
2615100000 Zirconium ores and concentrates	-	-	1.512.000	756.000	-	-
3823191000 Acids oil from refining	1.005.030	613.855	-	-	-100,00	-100,00
3823199000 Oth industrial monocarboxylic fatty acid	11.200.000	9.150.000	-	-	-100,00	-100,00
4001222000 Technically Specified Natural Rubber(TSNR) 20	-	-	81.471.599	3.892.943	-	-
4401210000 Coniferous, wood in chips or particles	-	-	40.838.480	2.807.879	-	-
4401220000 Non-coniferous wood in chips or particles	-	-	41.793.530	2.930.200	-	-

LANJUTAN TABEL 1.9

PELABUHAN MUAT/KOMODITI HS 2012	2012		2013		PERUBAHAN (%)	
	BERAT (KG)	NILAI (US\$)	BERAT (KG)	NILAI (US\$)	BERAT	NILAI
	(2)	(3)	(4)	(5)	(6)	(7)
4404201000 Hoopwood, split poles;piles, picket & the like of non coniferous	-	-	162.405.550	12.256.250	-	-
4409290000 Oth non coniferous oth teak stripsfriezes for parquet flooring	-	-	277.627	133.926	-	-
4412310000 Oth plywood,consisting solaly <6mmthinkness w/ at least one outer	30.460	31.074	-	-	-100,00	-100,00
4412990090 Veneered panels&similar w/at least oneother wood	1.427.250	1.419.421	1.426.930	1.423.148	-99,99	-99,99
746 SAMPIT	885.150.336	25.805.057	21.765.781.771	591.956.423	-99,75	-99,77
1404909000 Oth vegetable prodcts not used primarilyin tanning/dyeing, nes	8.955.290	507.731	8.678.191	445.542	-99,99	-99,99
1511901900 Unsolid fractions of unrefined palm oil,not chemically modified	-	-	30.399.467	23.978.076	-	-
1511909900 Unsolid fractions of refined palm oil,packing net weight>20kg	-	-	176.166.345	132.688.575	-	-
1513211000 Crude oil of palm kernel	3.499.934	3.795.678	-	-	-100,00	-100,00
1516202120 Hydrogenated fats in flakes of palmolein	-	-	7.499.901	5.849.923	-	-
2306600000 Oil-cake and other solid residues ofpalm nuts or kernels	52.639.071	5.786.388	86.855.110	11.707.367	-99,98	-99,98
2601110000 Iron ores and concentrates, other thanroasted iron pyrites :non agglomerated	36.050.371	907.716	3.373.995.650	51.276.458	-99,06	-99,44
2606000000 Aluminium ores and concentrates	779.469.860	11.689.764	16.365.697.350	305.781.371	-99,79	-99,74
2615100000 Zirconium ores and concentrates	2.880.000	1.543.470	5.280.000	4.378.800	-99,98	-99,97
3823199000 Oth industrial monocarboxylic fatty acid	704.840	279.469	-	-	-100,00	-100,00
4001222000 Technically Specified Natural Rubber(TSNR) 20	-	-	1.672.885.342	29.848.635	-	-
4001301900 Jelutong in other forms	-	-	20.449.769	11.785.717	-	-
4005999000 Other compounded rubber,unvulcanised,inother form	-	-	100.000	42.500	-	-
4404201000 Hoopwood, split poles;piles, picket & the like of non coniferous	-	-	8.999.883	6.674.914	-	-
4407251100 Wood sawn/ chipped of a thick > 6mm.ofdark&light red meranti,Sanded/end joint	3.528	5.983	-	-	-100,00	-100,00
4407261000 Wood sawn/ chipped of a thick > 6mm.of White Lauan,Seraya,yellow meranti	1.383	1.799	-	-	-100,00	-100,00
4407293100 Wood sawn/ chipped of a thick > 6 mm.ofKempas,Planed sanded or end-jointed	-	-	5.106	3.301	-	-
4409100000 Coniferous wood cotinuously shapedalong any of its edgee,ends/faces	11.856	4.576	-	-	-100,00	-100,00
4409290000 Oth non coniferous oth teak stripsfriezes for parquet flooring	57.758	32.325	76.819	59.491	-99,99	-99,98
4412310000 Oth plywood,consisting solaly <6mmthinkness w/ at least one outer	-	-	7.699.891	6.005.914	-	-
4412940000 Oth plywood,veneered panels&similar wood of blockboard,laminboard&battenboard	876.195	1.200.158	992.947	1.429.839	-99,99	-99,99
8406900000 Part of turbines for marine propulsion	250	50.000	-	-	-100,00	-100,00

LANJUTAN TABEL 1.9

PELABUHAN MUAT/KOMODITI HS 2012	2012		2013		PERUBAHAN (%)	
	BERAT (KG)	NILAI (US\$)	BERAT (KG)	NILAI (US\$)	BERAT	NILAI
	(1)	(2)	(3)	(4)	(5)	(6)
750 PULANG PISAU	177.209.883	16.138.073	322.194.193	21.757.792	-99,98	-99,99
0301910000 Live Trout (Salmo trutta, Oncorhynchus mykiss, clarki, aguabonita, gilae, apache)	-	-	6	831	-	-
0301994090 Other freshwater fish	95	2.303	18	1.587	-100,00	-99,99
2701121000 Bituminous coal: coking coal	37.817.777	3.906.806	8.109.293	543.322	-100,00	-100,00
2701129000 Bituminous coal: not coking coal	132.032.430	11.522.445	144.575.054	10.550.237	-99,99	-99,99
2701190000 Other coal, whether or not pulverised but not agglomerated	7.359.581	706.519	131.270.018	8.161.706	-99,82	-99,88
4412310000 Oth plywood, consisting solely of <6mm thickness w/ at least one outer	-	-	38.239.804	2.500.109	-	-
753 PANGKALAN AIR (U)	-	-	28	1.527	-	-
0301994090 Other freshwater fish	-	-	28	1.527	-	-
771 BANJARMASIN	2.903.939.049	432.812.736	4.335.850.118	430.870.600	-99,99	-99,99
1211909900 Oth plants & parts of plants, not for pharmacy, not cut, crushed/powdered for	189.660	26.328	147.500	34.825	-99,99	-99,99
1214900000 Other forage products, whether/not in form of pellets, other than lucerne (alfalfa)	4.500	9.750	1.500	2.069	-100,00	-100,00
2306600000 Oil-cake and other solid residues of palm nuts or kernels	-	-	1.366.780	341.695	-	-
2615100000 Zirconium ores and concentrates	42.673.289	21.252.269	20.599.616	16.570.071	-100,00	-99,99
2701121000 Bituminous coal: coking coal	137.130.000	20.158.110	86.349.000	8.838.908	-99,99	-100,00
2701129000 Bituminous coal: not coking coal	57.975.000	4.840.912	83.450.000	7.091.078	-99,99	-99,99
2701190000 Other coal, whether or not pulverised but not agglomerated	2.664.410.000	382.423.846	3.719.625.000	354.796.558	-99,99	-99,99
2702100000 Lignite, whether or not pulverised, but not agglomerated	-	-	69.344.000	2.773.760	-	-
4001222000 Technically Specified Natural Rubber (TSNR) 20	1.209.600	3.941.521	1.149.120	3.095.412	-99,99	-99,99
4001301900 Jelutong in other forms	347.000	160.000	354.000	162.931	-99,99	-99,99
4402909000 Oth wood charcoal (including shell or nut charcoal), of coconut shell	-	-	15.460	14.920	-	-
4412310000 Oth plywood, consisting solely of <6mm thickness w/ at least one outer	-	-	20.000	24.800	-	-
4412390000 Oth plywood consisting solely of sheets of wood of each thick < 6 mm	-	-	127.208.000	14.136.132	-	-
4412990090 Veneered panels & similar w/ at least one other wood	-	-	226.052.000	22.605.200	-	-
4414000000 Wooden frames for paintings, photographs mirrors or similar objects.	-	-	40.000	18.500	-	-
4417009000 Oth Tools, tool bodies, tool handles, broom or brush bodies & handles, of wood	-	-	109.836	309.738	-	-
4420901000 Oth wooden articles of furniture not falling in chapter 94	-	-	18.306	54.003	-	-
773 KOTABARU	710.147.000	72.932.061	94.091.752	5.712.801	-100,00	-100,00
2701190000 Other coal, whether or not pulverised but not agglomerated	710.147.000	72.932.061	94.091.752	5.712.801	-100,00	-100,00
TOTAL EKSPOR	6.001.105.001	1.152.671.555	27.894.278.025	1.402.689.315	-99,95	-99,99

TABEL 1.10 DATA EKSPOR ASAL KALIMANTAN TENGAH MENURUT GOLONGAN BARANG SITC GROUP, 2012-2013

KOMODITI GROUP SITC	2012		2013		PERUBAHAN (%)	
	BERAT (KG)	NILAI (US\$)	BERAT (KG)	NILAI (US\$)	BERAT	NILAI
	(1)	(3)	(4)	(5)	(6)	(7)
Golongan Barang SITC 1 Digit						
0 Bahan Makanan Dan Binatang Hidup	52.643.739	5.800.233	93.941.599	15.958.279	78,45	175,13
2 Bahan Mentah	1.816.327.020	268.091.203	22.500.439.056	634.925.470	1.138,79	136,83
3 Bahan Bakar, Bahan Penyemir, dsb	3.746.871.788	496.490.699	4.387.989.417	403.886.937	17,11	-18,65
4 Minyak/Lemak Nabati Dan Hewan	289.785.472	273.402.894	260.381.363	196.326.315	-10,15	-28,19
5 Bahan Kimia	12.909.870	10.043.324	100.800	237.283	-99,22	-97,64
6 Hasil Industri Menurut Bahan	82.564.112	98.774.331	651.423.549	151.345.047	688,99	53,22
7 Mesin Dan Alat Pengangkutan	3.000	68.871	840	5.793	-72,00	-91,59
8 Hasil Industri Lainnya	-	-	1.401	4.191	-	-
TOTAL EKSPOR	6.001.105.001	1.152.671.555	27.894.278.025	1.402.689.315	364,82	21,69
Golongan Barang SITC 2 Digit						
03 Ikan, kerang-kerangan, moluska Dan Olahannya	168	4.095	105.529	292.567	62.714,88	7.044,49
08 Makanan Ternak	52.643.571	5.796.138	93.836.070	15.665.712	78,25	170,28
23 Karet Mentah, Sintetis Dan Pugaran	56.592.560	181.427.069	1.845.643.660	214.601.554	3.161,28	18,29
24 Kayu Dan Gabus	1.669.987	1.290.897	84.326.276	6.493.723	4.949,52	403,04
28 Bijih Logam Dan Sisa-sisa Logam	1.748.838.323	84.766.098	20.561.643.429	413.349.826	1.075,73	387,64
29 Bahan Nabati Dan Hewani Lainnya	9.226.150	607.139	8.825.691	480.367	-4,34	-20,88
32 Batu Bara, Kokas Dan Briket	3.746.871.788	496.490.699	4.387.989.417	403.886.937	17,11	-18,65
42 Minyak Dan Lemak Nabati	276.612.952	260.642.859	252.881.462	190.476.392	-8,58	-26,92
43 Olahan Minyak Dan Lemak Nabati Dan Hewani	13.172.520	12.760.035	7.499.901	5.849.923	-43,06	-54,15
51 Kimia Organik	12.909.870	10.043.324	100.800	237.283	-99,22	-97,64
62 Barang-barang Karet	6.511.680	20.486.729	3.426.400	8.442.877	-47,38	-58,79
63 Barang-barang Kayu Dan Gabus	76.014.392	78.283.208	647.997.149	142.902.170	752,47	82,55
66 Barang-barang Dari Mineral Bukan Logam	15.000	3.000	-	-	-100,00	-100,00
69 Barang-barang Logam Lainnya	23.040	1.394	-	-	-100,00	-100,00
71 Mesin Pembangkit Tenaga	250	50.000	-	-	-100,00	-100,00
78 Kendaraan Bermotor Untuk Jalan Raya	2.750	18.871	840	5.793	-69,45	-69,30
89 Hasil Industri Lainnya	-	-	1.401	4.191	-	-
TOTAL EKSPOR	6.001.105.001	1.152.671.555	27.894.278.025	1.402.689.315	364,82	21,69

LANJUTAN TABEL 1.10

KOMODITI GROUP SITC	2012		2013		PERUBAHAN (%)	
	BERAT (KG)	NILAI (US\$)	BERAT (KG)	NILAI (US\$)	BERAT	NILAI
(1)	(2)	(3)	(4)	(5)	(6)	(7)
Golongan Barang SITC 3 Digit						
034 Ikan Segar, Dingin Atau Beku	168	4.095	105.529	292.567	62.714,88	7.044,49
081 Makanan Ternak	52.643.571	5.796.138	93.836.070	15.665.712	78,25	170,28
231 Getah Karet Alam, Karet Alam Lainnya	56.592.560	181.427.069	1.845.643.660	214.601.554	3.161,28	18,29
246 Serpihan, Butiran Dan Sisa Kayu	-	-	82.632.010	5.738.079	-	-
245 Kayu Bakar Dan Arang Kayu	21.500	7	15.460	14.920	-28,09	213.042,86
248 Kayu Dikerjakan Sederhana Dan Bantalan Kayu	1.648.487	1.290.890	1.678.806	740.724	1,84	-42,62
281 Bijih Dan Pekatannya Besi	893.817.514	23.055.766	4.137.089.530	63.578.294	362,86	175,76
284 Bijih Nikel Dan Pekatannya	-	-	181.440	474.014	-	-
285 Bijih Aluminium Dan Pekatannya	779.469.860	11.689.764	16.366.560.270	306.658.331	1.999,70	2.523,31
287 Bijih Logam Tdk Mulia Dan Pekatannya	75.550.949	50.020.568	57.812.189	42.639.187	-23,48	-14,76
292 Bahan Mentah Berasal Dari Tumbuh-tumbuhan	9.226.150	607.139	8.825.691	480.367	-4,34	-20,88
321 Batu Bara, Tidak Diaglomerasi	3.746.871.788	496.490.699	4.318.645.417	401.113.177	15,26	-19,21
322 Briket, Batubara Dan Tanah Gemuk	-	-	69.344.000	2.773.760	-	-
422 Minyak Nabati Lainnya, Cair Atau Kental	276.612.952	260.642.859	252.881.462	190.476.392	-8,58	-26,92
431 Olahan Minyak, Lemak Nabati Dan Hewani	13.172.520	12.760.035	7.499.901	5.849.923	-43,06	-54,15
512 Alkohol, Fenol, Fenol-alkohol	12.909.870	10.043.324	100.800	237.283	-99,22	-97,64
621 Bahan-bahan Dari Karet	6.511.680	20.486.729	3.426.400	8.442.877	-47,38	-58,79
634 Plywood, Tripleks, Dsb	74.528.532	74.778.390	646.793.885	139.966.733	767,85	87,18
635 Barang-barang Kayu, Tds	1.485.860	3.504.818	1.203.264	2.935.437	-19,02	-16,25
661 Semen, Kapur Dan Bahan Bangunan Buatan Pabrik	15.000	3.000	-	-	-100,00	-100,00
691 Bangunan Dan Bagian Bangunan	23.040	1.394	-	-	-100,00	-100,00
712 Turbin Uap & Turbin Pembangkit Lainnya	250	50.000	-	-	-100,00	-100,00
784 Bagian Dan Perlengkapan Kendaraan Bermotor	2.750	18.871	840	5.793	-69,45	-69,30
899 Barang-barang Buatan Pabrik Lainnya	-	-	1.401	4.191	-	-
TOTAL EKSPOR	6.001.105.001	1.152.671.555	27.894.278.025	1.402.689.315	364,82	21,69

TABEL 1.11 EKSPOR ASAL KALIMANTAN TENGAH MENURUT NEGARA TUJUAN DAN GOLONGAN BARANG SITC GRUP 3 DIJIT, 2012-2013

NEGARA TUJUAN/GOLONGAN BARANG SITC 3DIJIT	2012		2013		PERUBAHAN (%)	
	BERAT (KG)	NILAI (US\$)	BERAT (KG)	NILAI (US\$)	BERAT	NILAI
	(1)	(2)	(3)	(4)	(5)	(6)
111 Jepang	1.138.534.311	205.754.171	1.534.787.663	196.518.964	34,80	-4,49
081 Makanan Ternak	-	-	907.200	2.199.521	-	-
231 Getah Karet Alam, Karet Alam Lainnya	11.881.800	38.750.211	55.466.249	28.270.219	366,82	-27,04
245 Kayu Bakar Dan Arang Kayu	21.500	7	15.460	14.920	-28,09	213.042,86
246 Serpihan, Butiran Dan Sisa Kayu	-	-	82.632.010	5.738.079	-	-
248 Kayu Dikerjakan Sederhana Dan Bantalan Kayu	6.340	6.151	-	-	-100,00	-100,00
281 Bijih Dan Pekatan Besi	-	-	18.000	171.000	-	-
287 Bijih Logam Tdk Mulia Dan Pekatannya	-	-	220.000	264.800	-	-
321 Batu Bara, Tidak Diaglomorasi	1.103.451.000	144.918.279	1.076.188.000	104.536.784	-2,47	-27,87
634 Plywood, Tripleks , Dsb	23.173.671	22.079.523	319.340.744	55.323.641	1.278,03	150,57
112 Hongkong	931.000	465.500	215.736	233.151	-76,83	-49,91
248 Kayu Dikerjakan Sederhana Dan Bantalan Kayu	-	-	90.736	95.651	-	-
287 Bijih Logam Tdk Mulia Dan Pekatannya	931.000	465.500	125.000	137.500	-86,57	-70,46
114 Korea Selatan	34.243.213	17.708.241	5.175.111	11.200.195	-84,89	-36,75
231 Getah Karet Alam, Karet Alam Lainnya	3.850.560	12.371.516	4.165.840	9.783.552	8,19	-20,92
248 Kayu Dikerjakan Sederhana Dan Bantalan Kayu	106.416	59.946	44.374	28.000	-58,30	-53,29
281 Bijih Dan Pekatan Besi	-	-	362.880	914.073	-	-
321 Batu Bara, Tidak Diaglomorasi	30.000.000	5.040.000	-	-	-100,00	-100,00
634 Plywood, Tripleks , Dsb	286.237	236.779	602.017	474.570	110,32	100,43
115 Taiwan	184.467.989	36.949.056	63.750.846	9.009.778	-65,44	-75,62
034 Ikan Segar, Dingin Atau Beku	-	-	59	3.520	-	-
231 Getah Karet Alam, Karet Alam Lainnya	1.209.600	3.966.095	786.240	1.968.868	-35,00	-50,36
248 Kayu Dikerjakan Sederhana Dan Bantalan Kayu	38.889	15.932	8.416	5.034	-78,36	-68,40
284 Bijih Nikel Dan Pekatannya	-	-	181.440	474.014	-	-
287 Bijih Logam Tdk Mulia Dan Pekatannya	1.201.000	1.528.700	46.500	23.250	-96,13	-98,48
292 Bahan Mentah Berasal Dari Tumbuh-tumbuhan	-	-	8.678.191	445.542	-	-
321 Batu Bara, Tidak Diaglomorasi	182.010.000	31.435.550	54.050.000	6.089.550	-70,30	-80,63
635 Barang-barang Kayu, Tds	8.500	2.779	-	-	-100,00	-100,00

LANJUTAN TABEL 1.11

NEGARA TUJUAN/GOLONGAN BARANG SITC 3DIJIT	2012		2013		PERUBAHAN (%)	
	BERAT (KG)	NILAI (US\$)	BERAT (KG)	NILAI (US\$)	BERAT	NILAI
(1)	(2)	(3)	(4)	(5)	(6)	(7)
116 China	3.395.992.365	435.720.942	25.095.904.581	759.499.596	638,99	74,31
081 Makanan Ternak	5.729.000	668.058	13.494.280	1.919.832	135,54	187,38
231 Getah Karet Alam, Karet Alam Lainnya	14.785.400	46.712.493	1.724.419.222	68.552.603	11.562,99	46,75
248 Kayu Dikerjakan Sederhana Dan Bantalan Kayu	611.019	287.122	1.191.073	435.048	94,93	51,52
281 Bijih Dan Pekatannya Besi	893.817.514	23.055.766	4.136.708.650	62.493.221	362,81	171,05
285 Bijih Alumunium Dan Pekatannya	779.469.860	11.689.764	16.366.560.270	306.658.331	1.999,70	2.523,31
287 Bijih Logam Tdk Mulia Dan Pekatannya	73.418.949	48.026.358	56.627.969	40.678.322	-22,87	-15,30
321 Batu Bara, Tidak Diaglomerasi	1.531.853.000	206.099.708	2.482.993.752	233.039.692	62,09	13,07
322 Briket, Batubara Dan Tanah Gemuk	-	-	69.344.000	2.773.760	-	-
422 Minyak Nabati Lainnya, Cair Atau Kental	89.290.520	78.361.071	14.087.765	11.062.986	-84,22	-85,88
512 Alkohol, Fenol, Fenol-alkohol	494.030	301.358	-	-	-100,00	-100,00
621 Bahan-bahan Dari Karet	6.511.680	20.486.729	3.225.600	8.176.601	-50,46	-60,09
634 Plywood, Tripleks , Dsb	-	-	227.252.000	23.709.200	-	-
635 Barang-barang Kayu, Tds	11.393	32.505	-	-	-100,00	-100,00
121 Thailand	186.453.302	15.779.855	140.232.199	8.984.965	-24,79	-43,06
081 Makanan Ternak	4.640.391	269.549	-	-	-100,00	-100,00
287 Bijih Logam Tdk Mulia Dan Pekatannya	-	-	350.000	205.000	-	-
292 Bahan Mentah Berasal Dari Tumbuh-tumbuhan	8.955.290	507.731	-	-	-100,00	-100,00
321 Batu Bara, Tidak Diaglomerasi	172.834.581	15.001.181	132.827.018	8.335.489	-23,15	-44,43
634 Plywood, Tripleks , Dsb	-	-	7.055.181	444.476	-	-
691 Bangunan Dan Bagian Bangunan	23.040	1.394	-	-	-100,00	-100,00
122 Singapura	45.216.797	41.845.777	712.682	337.378	-98,42	-99,19
034 Ikan Segar, Dingin Atau Beku	168	4.095	2.060	6.110	1.126,19	49,21
081 Makanan Ternak	4.500	9.750	1.500	2.069	-66,67	-78,78
231 Getah Karet Alam, Karet Alam Lainnya	347.000	160.000	354.050	163.466	2,03	2,17
248 Kayu Dikerjakan Sederhana Dan Bantalan Kayu	665.240	629.519	315.072	147.233	-52,64	-76,61
422 Minyak Nabati Lainnya, Cair Atau Kental	28.599.889	26.870.413	-	-	-100,00	-100,00
431 Olahhan Minyak, Lemak Nabati Dan Hewani	9.600.000	9.312.000	-	-	-100,00	-100,00
512 Alkohol, Fenol, Fenol-alkohol	6.000.000	4.860.000	-	-	-100,00	-100,00
635 Barang-barang Kayu, Tds	-	-	40.000	18.500	-	-

LANJUTAN TABEL 1.11

NEGARA TUJUAN/GOLONGAN BARANG SITC 3DIJIT	2012		2013		PERUBAHAN (%)	
	BERAT (KG)	NILAI (US\$)	BERAT (KG)	NILAI (US\$)	BERAT	NILAI
(1)	(2)	(3)	(4)	(5)	(6)	(7)
123 Philipina	128.461.207	12.118.131	135.939.970	9.386.421	5,82	-22,54
321 Batu Bara, Tidak Diaglomorasi	128.461.207	12.118.131	113.340.347	7.867.351	-11,77	-35,08
634 Plywood, Tripleks , Dsb	-	-	22.599.623	1.519.070	-	-
124 Malaysia	137.132.680	136.553.614	45.880.491	33.470.025	-66,54	-75,49
081 Makanan Ternak	-	-	80.000	42.700	-	-
287 Bijih Logam Tdk Mulia Dan Pekatannya	-	-	100.800	252.000	-	-
422 Minyak Nabati Lainnya, Cair Atau Kental	132.924.840	132.792.774	45.698.851	33.169.532	-65,62	-75,02
431 Olahan Minyak, Lemak Nabati Dan Hewani	3.500.000	3.412.500	-	-	-100,00	-100,00
512 Alkohol, Fenol, Fenol-alkohol	704.840	279.469	-	-	-100,00	-100,00
712 Turbin Uap & Turbin Pembangkit Lainnya	250	50.000	-	-	-100,00	-100,00
784 Bagian Dan Perlengkapan Kendaraan Bermotor	2.750	18.871	840	5.793	-69,45	-69,30
125 Myanmar	-	-	22.000.000	1.199.000	-	-
321 Batu Bara, Tidak Diaglomorasi	-	-	22.000.000	1.199.000	-	-
126 Kamboja	-	-	15.933.000	999.487	-	-
321 Batu Bara, Tidak Diaglomorasi	-	-	7.348.000	462.924	-	-
634 Plywood, Tripleks , Dsb	-	-	8.585.000	536.563	-	-
131 Viet Nam	97.372.896	18.021.263	83.199.002	11.297.153	-14,56	-37,31
081 Makanan Ternak	42.269.680	4.848.781	77.051.110	10.450.647	82,28	115,53
231 Getah Karet Alam, Karet Alam Lainnya	-	-	6.100.000	800.895	-	-
248 Kayu Dikerjakan Sederhana Dan Bantalan Kayu	-	-	29.135	29.758	-	-
292 Bahan Mentah Berasal Dari Tumbuh-tumbuhan	81.200	73.080	-	-	-100,00	-100,00
321 Batu Bara, Tidak Diaglomorasi	55.000.000	13.090.000	-	-	-100,00	-100,00
634 Plywood, Tripleks , Dsb	22.016	9.402	18.757	15.853	-14,80	68,61
133 India	413.223.623	81.987.117	238.476.037	60.326.982	-42,29	-26,42
081 Makanan Ternak	-	-	317.560	137.046	-	-
231 Getah Karet Alam, Karet Alam Lainnya	4.576.320	15.061.265	19.456.999	23.459.305	325,17	55,76
287 Bijih Logam Tdk Mulia Dan Pekatannya	-	-	241.920	606.135	-	-
321 Batu Bara, Tidak Diaglomorasi	378.169.000	40.502.460	185.811.000	11.168.132	-50,87	-72,43
422 Minyak Nabati Lainnya, Cair Atau Kental	24.797.703	21.636.651	31.658.998	24.083.836	27,67	11,31
512 Alkohol, Fenol, Fenol-alkohol	5.200.000	4.290.000	-	-	-100,00	-100,00
621 Bahan-bahan Dari Karet	-	-	200.800	266.276	-	-
634 Plywood, Tripleks , Dsb	480.600	496.741	788.760	606.252	64,12	22,05

LANJUTAN TABEL 1.11

NEGARA TUJUAN/GOLONGAN BARANG SITC 3DIJIT	2012		2013		PERUBAHAN (%)	
	BERAT (KG)	NILAI (US\$)	BERAT (KG)	NILAI (US\$)	BERAT	NILAI
	(1)	(2)	(3)	(4)	(5)	(6)
134 Pakistan	699.320	627.204	180.940.079	99.322.013	25.773,72	15.735,68
081 Makanan Ternak	-	-	1.984.420	913.897	-	-
231 Getah Karet Alam, Karet Alam Lainnya	100.800	276.172	403.200	1.022.051	300,00	270,08
321 Batu Bara, Tidak Diaglomorasi	-	-	56.440.000	4.910.280	-	-
422 Minyak Nabati Lainnya, Cair Atau Kental	-	-	113.002.740	85.491.133	-	-
431 Olahan Minyak, Lemak Nabati Dan Hewani	72.520	35.535	-	-	-100,00	-100,00
512 Alkohol, Fenol, Fenol-alkohol	511.000	312.497	-	-	-100,00	-100,00
634 Plywood, Tripleks , Dsb	-	-	8.999.883	6.674.914	-	-
635 Barang-barang Kayu, Tds	-	-	109.836	309.738	-	-
661 Semen, Kapur Dan Bahan Bangunan Buatan Pabrik	15.000	3.000	-	-	-100,00	-100,00
135 Bangladesh	-	-	45.599.259	35.833.913	-	-
422 Minyak Nabati Lainnya, Cair Atau Kental	-	-	30.399.467	23.978.076	-	-
431 Olahan Minyak, Lemak Nabati Dan Hewani	-	-	7.499.901	5.849.923	-	-
634 Plywood, Tripleks , Dsb	-	-	7.699.891	6.005.914	-	-
142 Iran	1.391.040	3.781.345	352.400	1.122.175	-74,67	-70,32
231 Getah Karet Alam, Karet Alam Lainnya	1.391.040	3.781.345	302.400	692.920	-78,26	-81,68
287 Bijih Logam Tdk Mulia Dan Pekatannya	-	-	50.000	429.255	-	-
143 Saudi Arabia	20.743.348	20.517.192	27.203.780	26.881.512	31,14	31,02
231 Getah Karet Alam, Karet Alam Lainnya	-	-	3.358.870	3.437.560	-	-
292 Bahan Mentah Berasal Dari Tumbuh-tumbuhan	164.250	23.153	147.500	34.825	-10,20	50,41
634 Plywood, Tripleks , Dsb	20.579.098	20.494.039	23.697.410	23.409.127	15,15	14,22
144 Israil	-	-	20.160	45.360	-	-
231 Getah Karet Alam, Karet Alam Lainnya	-	-	20.160	45.360	-	-
145 Kuwait	624.400	670.530	145.980	157.618	-76,62	-76,49
634 Plywood, Tripleks , Dsb	624.400	670.530	145.980	157.618	-76,62	-76,49
152 Oman	10.205.350	10.892.686	4.426.930	4.693.008	-56,62	-56,92
231 Getah Karet Alam, Karet Alam Lainnya	-	-	271.530	292.692	-	-
634 Plywood, Tripleks , Dsb	10.205.350	10.892.686	4.155.400	4.400.316	-59,28	-59,60
154 Turki	41.848.000	6.486.440	148.329.760	20.275.432	254,45	212,58
231 Getah Karet Alam, Karet Alam Lainnya	-	-	866.880	2.068.275	-	-
321 Batu Bara, Tidak Diaglomorasi	41.848.000	6.486.440	147.462.880	18.207.157	252,38	180,70

LANJUTAN TABEL 1.11

NEGARA TUJUAN/GOLONGAN BARANG SITC 3DIJIT	2012		2013		PERUBAHAN (%)	
	BERAT (KG)	NILAI (US\$)	BERAT (KG)	NILAI (US\$)	BERAT	NILAI
(1)	(2)	(3)	(4)	(5)	(6)	(7)
155 Uni Emirat Arab	9.974.560	9.813.694	7.231.100	7.189.333	-27,50	-26,74
231 Getah Karet Alam, Karet Alam Lainnya	-	-	75.560	76.681	-	-
634 Plywood, Tripleks , Dsb	9.974.560	9.813.694	7.155.540	7.112.652	-28,26	-27,52
156 Qatar	1.090.500	1.138.311	1.005.570	1.021.727	-7,79	-10,24
634 Plywood, Tripleks , Dsb	1.090.500	1.138.311	1.005.570	1.021.727	-7,79	-10,24
212 Libya	25.410	3.175	-	-	-100,00	-100,00
292 Bahan Mentah Berasal Dari Tumbuh-tumbuhan	25.410	3.175	-	-	-100,00	-100,00
260 Swaziland	-	-	39.344.000	3.226.208	-	-
321 Batu Bara, Tidak Diaglomerasi	-	-	39.344.000	3.226.208	-	-
261 Afrika Selatan	-	-	1.088.640	2.644.513	-	-
231 Getah Karet Alam, Karet Alam Lainnya	-	-	927.360	2.255.711	-	-
321 Batu Bara, Tidak Diaglomerasi	-	-	161.280	388.802	-	-
311 Australia	1.553.993	4.919.880	1.834.560	4.587.710	18,05	-6,75
231 Getah Karet Alam, Karet Alam Lainnya	1.552.320	4.913.176	1.612.800	4.050.712	3,90	-17,55
321 Batu Bara, Tidak Diaglomerasi	-	-	221.760	536.998	-	-
635 Barang-barang Kayu, Tds	1.673	6.704	-	-	-100,00	-100,00
312 Selandia Baru	-	-	3.510	4.419	-	-
634 Plywood, Tripleks , Dsb	-	-	3.510	4.419	-	-
411 Amerika Serikat	4.994.422	15.296.111	23.813.117	26.750.067	376,79	74,88
034 Ikan Segar, Dingin Atau Beku	-	-	103.410	282.937	-	-
231 Getah Karet Alam, Karet Alam Lainnya	3.418.240	11.695.707	4.381.160	10.590.879	28,17	-9,45
248 Kayu Dikerjakan Sederhana Dan Bantalan Kayu	135.670	181.802	-	-	-100,00	-100,00
321 Batu Bara, Tidak Diaglomerasi	-	-	262.080	644.786	-	-
422 Minyak Nabati Lainnya, Cair Atau Kental	-	-	18.031.345	12.678.269	-	-
635 Barang-barang Kayu, Tds	1.440.512	3.418.602	1.035.122	2.553.196	-28,14	-25,31
412 Kanada	925.427	2.981.650	1.247.176	3.153.745	34,77	5,77
231 Getah Karet Alam, Karet Alam Lainnya	820.260	2.832.987	1.049.580	2.641.161	27,96	-6,77
248 Kayu Dikerjakan Sederhana Dan Bantalan Kayu	81.385	104.435	-	-	-100,00	-100,00
321 Batu Bara, Tidak Diaglomerasi	-	-	195.300	500.024	-	-
422 Minyak Nabati Lainnya, Cair Atau Kental	-	-	2.296	12.560	-	-
635 Barang-barang Kayu, Tds	23.782	44.228	-	-	-100,00	-100,00

LANJUTAN TABEL 1.11

NEGARA TUJUAN/GOLONGAN BARANG SITC 3DIJIT	2012		2013		PERUBAHAN (%)	
	BERAT (KG)	NILAI (US\$)	BERAT (KG)	NILAI (US\$)	BERAT	NILAI
(1)	(2)	(3)	(4)	(5)	(6)	(7)
421 Meksiko	-	-	322.560	813.504	-	-
231 Getah Karet Alam, Karet Alam Lainnya	-	-	322.560	813.504	-	-
431 Chili	100.800	362.840	18.306	54.003	-81,84	-85,12
231 Getah Karet Alam, Karet Alam Lainnya	100.800	362.840	-	-	-100,00	-100,00
635 Barang-barang Kayu, Tds	-	-	18.306	54.003	-	-
432 Venezuela	-	-	100.800	234.451	-	-
231 Getah Karet Alam, Karet Alam Lainnya	-	-	100.800	234.451	-	-
433 Argentina	-	-	201.600	493.960	-	-
231 Getah Karet Alam, Karet Alam Lainnya	-	-	100.800	256.677	-	-
512 Alkohol, Fenol, Fenol-alkohol	-	-	100.800	237.283	-	-
434 Brazil	20.160	57.445	756.000	1.925.665	3.650,00	3.252,19
231 Getah Karet Alam, Karet Alam Lainnya	20.160	57.445	756.000	1.925.665	3.650,00	3.252,19
435 Colombia	-	-	221.760	661.244	-	-
231 Getah Karet Alam, Karet Alam Lainnya	-	-	221.760	661.244	-	-
442 Peru	-	-	120.960	371.791	-	-
231 Getah Karet Alam, Karet Alam Lainnya	-	-	120.960	371.791	-	-
511 Inggris	362.880	1.062.326	268.521	679.169	-26,00	-36,07
231 Getah Karet Alam, Karet Alam Lainnya	362.880	1.062.326	267.120	674.978	-26,39	-36,46
899 Barang-barang Buatan Pabrik Lainnya	-	-	1.401	4.191	-	-
512 Belanda	2.507.143	4.751.258	1.202.019	1.812.254	-52,06	-61,86
231 Getah Karet Alam, Karet Alam Lainnya	879.480	3.058.828	408.240	1.004.330	-53,58	-67,17
422 Minyak Nabati Lainnya, Cair Atau Kental	1.000.000	981.950	-	-	-100,00	-100,00
634 Plywood, Tripleks , Dsb	627.663	710.480	793.779	807.924	26,47	13,72
513 Perancis	612.360	1.993.881	593.420	1.427.770	-3,09	-28,39
231 Getah Karet Alam, Karet Alam Lainnya	612.360	1.993.881	544.320	1.376.137	-11,11	-30,98
634 Plywood, Tripleks , Dsb	-	-	49.100	51.633	-	-
514 Jerman	44.560.055	16.392.886	6.818.427	13.023.088	-84,70	-20,56
231 Getah Karet Alam, Karet Alam Lainnya	2.142.000	7.030.160	3.648.960	9.108.684	70,35	29,57
321 Batu Bara, Tidak Diaglomorasi	41.815.000	8.363.000	-	-	-100,00	-100,00
634 Plywood, Tripleks , Dsb	603.055	999.726	3.169.467	3.914.404	425,57	291,55

LANJUTAN TABEL 1.11

NEGARA TUJUAN/GOLONGAN BARANG SITC 3DIJIT	2012		2013		PERUBAHAN (%)	
	BERAT (KG)	NILAI (US\$)	BERAT (KG)	NILAI (US\$)	BERAT	NILAI
(1)	(2)	(3)	(4)	(5)	(6)	(7)
516 Belgia	9.284.110	14.438.522	12.282.339	25.576.873	32,29	77,14
231 Getah Karet Alam, Karet Alam Lainnya	2.419.200	7.196.060	8.628.480	21.839.590	256,67	203,49
248 Kayu Dikerjakan Sederhana Dan Bantalan Kayu	3.528	5.983	-	-	-100,00	-100,00
634 Plywood, Tripleks , Dsb	6.861.382	7.236.479	3.653.859	3.737.283	-46,75	-48,35
524 Finlandia	3.064.320	10.123.284	5.342.400	13.152.142	74,34	29,92
231 Getah Karet Alam, Karet Alam Lainnya	3.064.320	10.123.284	5.342.400	13.152.142	74,34	29,92
526 Italia	90.720	293.851	212.854	579.771	134,63	97,30
231 Getah Karet Alam, Karet Alam Lainnya	90.720	293.851	190.440	540.594	109,92	83,97
634 Plywood, Tripleks , Dsb	-	-	22.414	39.177	-	-
527 Spanyol	498.960	1.674.882	317.520	811.092	-36,36	-51,57
231 Getah Karet Alam, Karet Alam Lainnya	498.960	1.674.882	317.520	811.092	-36,36	-51,57
543 Polandia	90.720	307.752	272.160	692.087	200,00	124,88
231 Getah Karet Alam, Karet Alam Lainnya	90.720	307.752	272.160	692.087	200,00	124,88
544 Rumania	865.620	2.636.028	181.440	441.912	-79,04	-83,24
231 Getah Karet Alam, Karet Alam Lainnya	865.620	2.636.028	181.440	441.912	-79,04	-83,24
545 Bulgaria	-	-	181.440	474.876	-	-
231 Getah Karet Alam, Karet Alam Lainnya	-	-	181.440	474.876	-	-
557 Ukraina	81.430.000	13.435.950	50.000	42.925	-99,94	-99,68
287 Bijih Logam Tdk Mulia Dan Pekatannya	-	-	50.000	42.925	-	-
321 Batu Bara, Tidak Diaglomorasi	81.430.000	13.435.950	-	-	-100,00	-100,00
560 Latvia	524.160	1.762.821	-	-	-100,00	-100,00
231 Getah Karet Alam, Karet Alam Lainnya	524.160	1.762.821	-	-	-100,00	-100,00
572 Fed Russia	987.840	3.345.944	20.160	48.890	-97,96	-98,54
231 Getah Karet Alam, Karet Alam Lainnya	987.840	3.345.944	20.160	48.890	-97,96	-98,54
TOTAL EKSPOR	6.001.105.001	1.152.671.555	27.894.278.025	1.402.689.315	364,82	21,69

TABEL 1.12 DATA EKSPOR ASAL KALIMANTAN TENGAH MENURUT PELABUHAN MUAT DAN GOLONGAN BARANG SITC GRUP 3 DIJIT, 2012-2013

PELABUHAN MUAT/GOLONGAN BARANG SITC 3 DIJIT	2012		2013		PERUBAHAN (%)	
	BERAT (KG)	NILAI (US\$)	BERAT (KG)	NILAI (US\$)	BERAT	NILAI
(1)	(2)	(3)	(4)	(5)	(6)	(7)
273 PEKAN BARU	2.750	18.871	840	5.793	-69,45	-69,30
784 Bagian Dan Perlengkapan Kendaraan Bermotor	2.750	18.871	840	5.793	-69,45	-69,30
431 TANJUNG PRIOK	1.555.379	3.606.123	51.235.067	5.521.324	3.194,06	53,11
034 Ikan Segar, Dingin Atau Beku	-	-	103.410	282.937	-	-
248 Kayu Dikerjakan Sederhana Dan Bantalan Kayu	78.019	104.084	90.736	95.651	16,30	-8,10
321 Batu Bara, Tidak Diaglomorasi	-	-	49.972.000	2.498.600	-	-
422 Minyak Nabati Lainnya, Cair Atau Kental	-	-	33.799	90.940	-	-
635 Barang-barang Kayu, Tds	1.477.360	3.502.039	1.035.122	2.553.196	-29,93	-27,09
434 SOEKARNO-HATTA (U)	-	-	59	3.520	-	-
034 Ikan Segar, Dingin Atau Beku	-	-	59	3.520	-	-
494 TANJUNG EMAS	479.660	791.449	3.827.640	2.836.919	697,99	258,45
081 Makanan Ternak	-	-	1.667.960	816.386	-	-
287 Biji Logam Tdk Mulia Dan Pekatannya	479.660	791.449	1.576.680	1.471.264	228,71	85,89
422 Minyak Nabati Lainnya, Cair Atau Kental	-	-	583.000	549.269	-	-
563 TANJUNG PERAK	91.287.400	224.361.452	87.348.534	190.563.139	-4,31	-15,06
081 Makanan Ternak	-	-	907.200	2.199.521	-	-
231 Getah Karet Alam, Karet Alam Lainnya	55.035.960	177.325.548	61.395.440	158.112.843	11,56	-10,83
245 Kayu Bakar Dan Arang Kayu	21.500	7	-	-	-100,00	-100,00
281 Biji Dan Pekatan Besi	-	-	380.880	1.085.073	-	-
284 Biji Nikel Dan Pekatannya	-	-	181.440	474.014	-	-

LANJUTAN TABEL 1.12

PELABUHAN MUAT/GOLONGAN BARANG SITC 3 DIJIT	2012		2013		PERUBAHAN (%)	
	BERAT (KG)	NILAI (US\$)	BERAT (KG)	NILAI (US\$)	BERAT	NILAI
(1)	(2)	(3)	(4)	(5)	(6)	(7)
285 Bijih Alumunium Dan Pekatannya	-	-	862.920	876.960	-	-
287 Bijih Logam Tdk Mulia Dan Pekatannya	29.518.000	26.433.380	18.988.753	16.252.910	-35,67	-38,51
292 Bahan Mentah Berasal Dari Tumbuh-tumbuhan	81.200	73.080	-	-	-100,00	-100,00
321 Batu Bara, Tidak Diaglomorasi	-	-	1.203.300	2.919.967	-	-
431 Olahan Minyak, Lemak Nabati Dan Hewani	72.520	35.535	-	-	-100,00	-100,00
512 Alkohol, Fenol, Fenol-alkohol	-	-	100.800	237.283	-	-
621 Bahan-bahan Dari Karet	6.511.680	20.486.729	3.326.400	8.400.377	-48,92	-59,00
635 Barang-barang Kayu, Tds	8.500	2.779	-	-	-100,00	-100,00
661 Semen, Kapur Dan Bahan Bangunan Buatan Pabrik	15.000	3.000	-	-	-100,00	-100,00
691 Bangunan Dan Bagian Bangunan	23.040	1.394	-	-	-100,00	-100,00
899 Barang-barang Buatan Pabrik Lainnya	-	-	1.401	4.191	-	-
741 KUALA JELAI	-	-	3.200.523	1.904.311	-	-
422 Minyak Nabati Lainnya, Cair Atau Kental	-	-	3.200.523	1.904.311	-	-
743 PANGKALAN BUN	84.089.475	82.523.213	83.397.796	81.304.020	-0,82	-1,48
034 Ikan Segar, Dingin Atau Beku	73	1.792	2.008	2.165	2.650,68	20,81
231 Getah Karet Alam, Karet Alam Lainnya	-	-	7.938.390	7.703.073	-	-
248 Kayu Dikerjakan Sederhana Dan Bantalan Kayu	1.495.943	1.142.123	1.228.518	448.355	-17,88	-60,74
287 Bijih Logam Tdk Mulia Dan Pekatannya	-	-	480.000	240.000	-	-
422 Minyak Nabati Lainnya, Cair Atau Kental	10.398.832	9.251.561	-	-	-100,00	-100,00
634 Plywood, Tripleks , Dsb	72.194.627	72.127.737	73.748.880	72.910.427	2,15	1,09

LANJUTAN TABEL 1.12

PELABUHAN MUAT/GOLONGAN BARANG SITC 3 DIJIT	2012		2013		PERUBAHAN (%)	
	BERAT (KG)	NILAI (US\$)	BERAT (KG)	NILAI (US\$)	BERAT	NILAI
(1)	(2)	(3)	(4)	(5)	(6)	(7)
744 KUMAI	1.147.244.069	293.682.520	1.147.349.704	70.251.146	0,01	-76,08
081 Makanan Ternak	-	-	3.037.520	598.674	-	-
231 Getah Karet Alam, Karet Alam Lainnya	-	-	81.471.599	3.892.943	-	-
246 Serpihan, Butiran Dan Sisa Kayu	-	-	82.632.010	5.738.079	-	-
248 Kayu Dikerjakan Sederhana Dan Bantalan Kayu	-	-	277.627	133.926	-	-
281 Bijih Dan Pekatannya Besi	857.767.143	22.148.050	762.713.000	11.216.763	-11,08	-49,36
287 Bijih Logam Tdk Mulia Dan Pekatannya	-	-	10.887.140	3.726.142	-	-
422 Minyak Nabati Lainnya, Cair Atau Kental	262.714.186	247.595.620	42.498.328	31.265.221	-83,82	-87,37
431 Olahan Minyak, Lemak Nabati Dan Hewani	13.100.000	12.724.500	-	-	-100,00	-100,00
512 Alkohol, Fenol, Fenol-alkohol	12.205.030	9.763.855	-	-	-100,00	-100,00
634 Plywood, Tripleks , Dsb	1.457.710	1.450.495	163.832.480	13.679.398	11.139,03	843,08
746 SAMPIT	885.150.336	25.805.057	21.765.781.771	591.956.423	2.358,99	2.193,96
081 Makanan Ternak	52.639.071	5.786.388	86.855.110	11.707.367	65,00	102,33
231 Getah Karet Alam, Karet Alam Lainnya	-	-	1.693.335.111	41.634.352	-	-
248 Kayu Dikerjakan Sederhana Dan Bantalan Kayu	74.525	44.683	81.925	62.792	9,93	40,53
281 Bijih Dan Pekatannya Besi	36.050.371	907.716	3.373.995.650	51.276.458	9.259,11	5.548,95
285 Bijih Alumunium Dan Pekatannya	779.469.860	11.689.764	16.365.697.350	305.781.371	1.999,59	2.515,80
287 Bijih Logam Tdk Mulia Dan Pekatannya	2.880.000	1.543.470	5.280.000	4.378.800	83,33	183,70
292 Bahan Mentah Berasal Dari Tumbuh-tumbuhan	8.955.290	507.731	8.678.191	445.542	-3,09	-12,25
422 Minyak Nabati Lainnya, Cair Atau Kental	3.499.934	3.795.678	206.565.812	156.666.651	5.801,99	4.027,50
431 Olahan Minyak, Lemak Nabati Dan Hewani	-	-	7.499.901	5.849.923	-	-
512 Alkohol, Fenol, Fenol-alkohol	704.840	279.469	-	-	-100,00	-100,00
621 Bahan-bahan Dari Karet	-	-	100.000	42.500	-	-
634 Plywood, Tripleks , Dsb	876.195	1.200.158	17.692.721	14.110.667	1.919,27	1.075,73
712 Turbin Uap & Turbin Pembangkit Lainnya	250	50.000	-	-	-100,00	-100,00
750 PULANG PISAU	177.209.883	16.138.073	322.194.193	21.757.792	81,82	34,82
034 Ikan Segar, Dingin Atau Beku	95	2.303	24	2.418	-74,74	4,99
321 Batu Bara, Tidak Diaglomerasi	177.209.788	16.135.770	283.954.365	19.255.265	60,24	19,33
634 Plywood, Tripleks , Dsb	-	-	38.239.804	2.500.109	-	-
753 PANGKALAN AIR (U)	-	-	28	1.527	-	-
034 Ikan Segar, Dingin Atau Beku	-	-	28	1.527	-	-

LANJUTAN TABEL 1.12

PELABUHAN MUAT/GOLONGAN BARANG SITC 3 DIJIT	2012		2013		PERUBAHAN (%)	
	BERAT (KG)	NILAI (US\$)	BERAT (KG)	NILAI (US\$)	BERAT	NILAI
(1)	(2)	(3)	(4)	(5)	(6)	(7)
771 BANJARMASIN	2.903.939.049	432.812.736	4.335.850.118	430.870.600	49,31	-0,45
081 Makanan Ternak	4.500	9.750	1.368.280	343.764	30.306,22	3.425,78
231 Getah Karet Alam, Karet Alam Lainnya	1.556.600	4.101.521	1.503.120	3.258.343	-3,44	-20,56
245 Kayu Bakar Dan Arang Kayu	-	-	15.460	14.920	-	-
287 Bijih Logam Tdk Mulia Dan Pekatannya	42.673.289	21.252.269	20.599.616	16.570.071	-51,73	-22,03
292 Bahan Mentah Berasal Dari Tumbuh-tumbuhan	189.660	26.328	147.500	34.825	-22,23	32,27
321 Batu Bara, Tidak Diaglomorasi	2.859.515.000	407.422.868	3.889.424.000	370.726.544	36,02	-9,01
322 Briket, Batubara Dan Tanah Gemuk	-	-	69.344.000	2.773.760	-	-
634 Plywood, Tripleks , Dsb	-	-	353.280.000	36.766.132	-	-
635 Barang-barang Kayu, Tds	-	-	168.142	382.241	-	-
773 KOTABARU	710.147.000	72.932.061	94.091.752	5.712.801	-86,75	-92,17
321 Batu Bara, Tidak Diaglomorasi	710.147.000	72.932.061	94.091.752	5.712.801	-86,75	-92,17
TOTAL EKSPOR	6.001.105.001	1.152.671.555	27.894.278.025	1.402.689.315	364,82	21,69

Tabel-tabel Impor

<http://kaliteng.bps.go.id>

TABEL 2.1 DATA IMPOR KALIMANTAN TENGAH MENURUT GOLONGAN BARANG EKONOMI, 2012-2013

GOLONGAN BARANG	2012		2013		PERUBAHAN (%)	
	BERAT (KG)	NILAI (US\$)	BERAT (KG)	NILAI (US\$)	BERAT	NILAI
	(1)	(2)	(3)	(4)	(5)	(6)
BARANG KONSUMSI	3.383	77.672	-	-	-100,00	-100,00
610 Barang Konsumsi Tahan Lama	3.383	77.672	-	-	-100,00	-100,00
BAHAN BAKU DAN PENOLONG	24.693.829	53.786.206	53.710.165	43.510.835	117,50	-19,10
210 Bahan Baku Untuk Industri (Primary)	8.399.879	3.314.906	8.164.000	676.689	-2,81	-79,59
220 Bahan Baku Untuk Industri (Processed)	9.995.006	11.895.171	41.396.495	31.923.781	314,17	168,38
420 Suku Cadang & Perlengkapan Barang Modal	6.281.737	38.510.905	4.149.670	10.910.365	-33,94	-71,67
530 Suku Cadang & Perlengkapan Alat Angkutan	17.207	65.224	-	-	-100,00	-100,00
BARANG MODAL	17.622.527	81.135.448	14.726.653	39.134.690	-16,43	-51,77
410 Barang Modal Kecuali Alat Angkutan	17.441.086	80.503.110	14.641.587	39.000.320	-16,05	-51,55
521 Alat Angkutan Untuk Industri	181.441	632.338	85.066	134.370	-53,12	-78,75
TOTAL IMPOR	42.319.739	134.999.326	68.436.818	82.645.525	61,71	-38,78

TABEL 2.2 DATA IMPOR KALIMANTAN TENGAH MENURUT NEGARA ASAL, 2012-2013

NEGARA ASAL	2012		2013		PERUBAHAN (%)	
	BERAT (KG)	NILAI (US\$)	BERAT (KG)	NILAI (US\$)	BERAT	NILAI
(1)	(2)	(3)	(4)	(5)	(6)	(7)
111 Jepang	34	1.443	12.480	197.398	36.605,88	13.579,70
116 China	2.495.821	6.341.108	14.931.095	21.685.945	498,24	241,99
121 Thailand	10.485	237.898	-	-	-100,00	-100,00
122 Singapura	8.704.744	13.233.386	30.188.228	20.902.227	246,80	57,95
124 Malaysia	23.332.350	81.008.008	15.066.406	38.236.576	-35,43	-52,80
131 Viet Nam	3.832.000	303.018	8.164.000	676.689	113,05	123,32
133 India	-	-	52.374	365.750	-	-
411 Amerika Serikat	2.762	69.008	7.000	170.000	153,44	146,35
412 Kanada	2	36	-	-	-100,00	-100,00
421 Meksiko	4	234	-	-	-100,00	-100,00
424 Nikaragua	3	138	-	-	-100,00	-100,00
434 Brazil	3	97	-	-	-100,00	-100,00
511 Inggris	33	1.521	-	-	-100,00	-100,00
513 Perancis	-	-	3.500	85.000	-	-
514 Jerman	3.892.160	32.632.691	11.733	325.575	-99,70	-99,00
515 Austria	49.313	1.168.412	-	-	-100,00	-100,00
517 Swiss	-	-	1	35	-	-
521 Denmark	-	-	1	330	-	-
526 Italia	1	23	-	-	-100,00	-100,00
565 Malta	24	2.305	-	-	-100,00	-100,00
TOTAL IMPOR	42.319.739	134.999.326	68.436.818	82.645.525	61,71	-38,78

TABEL 2.3 DATA IMPOR KALIMANTAN TENGAH MENURUT PELABUHAN BONGKAR, 2012-2013

PELABUHAN BONGKAR	2012		2013		PERUBAHAN (%)	
	BERAT (KG)	NILAI (US\$)	BERAT (KG)	NILAI (US\$)	BERAT	NILAI
(1)	(2)	(3)	(4)	(5)	(6)	(7)
743 PANGKALAN BUN	-	-	16.051	327.000	-	-
744 KUMAI	14.141.495	25.928.102	16.042.658	15.732.272	13,44	-39,32
746 SAMPIT	19.395.287	58.033.008	41.869.306	41.772.812	115,87	-28,02
750 PULANG PISAU	8.782.957	51.038.216	10.508.803	24.813.441	19,65	-51,38
TOTAL IMPOR	42.319.739	134.999.326	68.436.818	82.645.525	61,71	-38,78

TABEL 2.4 DATA IMPOR KALIMANTAN TENGAH MENURUT KOMODITI GRUP HS 2 DIJIT, 2012-2013

KOMODITI GRUP HS2 DIJIT	2012		2013		PERUBAHAN (%)	
	BERAT (KG)	NILAI (US\$)	BERAT (KG)	NILAI (US\$)	BERAT	NILAI
(1)	(2)	(3)	(4)	(5)	(6)	(7)
25 Garam, Belerang, Kapur	3.832.000	303.018	8.164.000	676.689	113,05	123,32
27 Bahan bakar mineral	12.864.983	8.551.728	37.293.090	24.893.205	189,88	191,09
28 Bahan kimia anorganik	40.000	50.000	220.000	275.000	450,00	450,00
39 Plastik dan Barang dari Plastik	14.148	75.982	1.165	1.781	-91,77	-97,66
40 Karet dan Barang dari Karet	2.367.884	17.517.655	4.486	112.548	-99,81	-99,36
51 Wol, Bulu Hewan	366	1.200	-	-	-100,00	-100,00
69 Produk keramik	184	600	-	-	-100,00	-100,00
70 Kaca & Barang dari Kaca	87	981	-	-	-100,00	-100,00
72 Besi dan Baja	402	9.224	73	586	-81,84	-93,65
73 Benda-benda dari Besi dan Baja	2.618.118	8.957.491	3.780.201	6.741.227	44,39	-24,74
74 Tembaga	4.752	23.307	203	1.642	-95,73	-92,95
76 Aluminium	42	466	-	-	-100,00	-100,00
79 Seng	3.498	13.200	-	-	-100,00	-100,00
80 Timah	1.346	11.392	-	-	-100,00	-100,00
82 Perkakas, Perangkat Potong	2.991	15.946	1.881	40.561	-37,11	154,36
83 Berbagai barang logam dasar	330	7.640	40.615	61.665	12.207,58	707,13
84 Mesin-mesin/Pesawat Mekanik	18.280.718	86.509.232	13.783.416	45.950.968	-24,60	-46,88
85 Mesin/peralatan listrik	1.448.411	8.824.502	924.345	2.715.667	-36,18	-69,23
87 Kendaraan dan Bagiannya	181.458	633.167	85.066	134.370	-53,12	-78,78
89 Kapal laut	-	-	3.992.000	760.000	-	-
90 Perangkat optik	156.767	1.290.383	29.176	91.864	-81,39	-92,88
94 Perabot, penerangan rumah	501.254	2.202.212	117.101	187.752	-76,64	-91,47
TOTAL IMPOR	42.319.739	134.999.326	68.436.818	82.645.525	61,71	-38,78

TABEL 2.5 DATA IMPOR KALIMANTAN TENGAH MENURUT KOMODITI HS 2012, 2012-2013

KOMODITI HS 2012	2012		2013		PERUBAHAN (%)	
	BERAT (KG)	NILAI (US\$)	BERAT (KG)	NILAI (US\$)	BERAT	NILAI
	(1)	(2)	(3)	(4)	(5)	(6)
2523900000 Other hydraulic cements	3.832.000	303.018	8.164.000	676.689	113,05	123,32
2713200000 Petroleum bitumen	8.298.765	5.546.032	37.293.090	24.893.205	349,38	348,85
2714900000 Asphalites and asphaltic rocks	4.566.218	3.005.696	-	-	-100,00	-100,00
2809203900 Phosphoric acids, hypophoric acids,except Hypophosphoric acids; food grade	40.000	50.000	220.000	275.000	450,00	450,00
3917390000 Other tubes, pipes and hoses	608	13.953	-	-	-100,00	-100,00
3921199000 Plates,sheets,film,foil&strip, cellular, of other plastics; not rigid	-	-	1.165	1.781	-	-
3923500000 Stoppers, lids, caps and other closures	13.540	62.029	-	-	-100,00	-100,00
4001101100 Centrifuge concentrat,containing ammonia >= 0.5%;natural rubber latex	1.295	4.992	-	-	-100,00	-100,00
4009410000 Mining slurry suction&discharge hose,reinforce/combine w/ oth mtrl,w/o fitti	3	138	-	-	-100,00	-100,00
4010110000 Conveyor belts/belting,reinforced withmetal	2.110.286	15.606.950	-	-	-100,00	-100,00
4010120000 Conveyor belts/belting,reinforced withtextile material	254.587	1.883.433	-	-	-100,00	-100,00
4010310000 V-belts,V-ribbes of an outside circumference >60cm and <=180cm	588	13.500	-	-	-100,00	-100,00
4016932000 Gasket&O-ring, used on motor vehicle ofheading 87.02,87.03,87.04/87.11	-	-	6	48	-	-
4016939000 Oth gaskets, washers & oth seals	5	70	-	-	-100,00	-100,00
4016940000 Boat/dock fenders,whether/not inflatable	1.120	8.572	4.480	112.500	300,00	1.212,41
5101110000 Shorn wool, not carded/combed, greasy,inclusing fleece-washed wool	366	1.200	-	-	-100,00	-100,00
6905100000 Roofing tiles of ceramic	184	600	-	-	-100,00	-100,00
7017900000 Laboratory,hygienic/pharmaceuticalglassware,nor fused quartz/fused silica	87	981	-	-	-100,00	-100,00
7214101100 Oth bars,rods of iron, non-alloy steelforged,carbon<0.6%,circlr cross-section	402	9.224	-	-	-100,00	-100,00
7228809000 Oth. Hollow drill bars and rods	-	-	73	586	-	-
7302100000 Rails of iron or steel	192.611	203.436	-	-	-100,00	-100,00
7302909000 Other than sleepers, of iron or steel	695	680	-	-	-100,00	-100,00
7304190000 Oth.tube,pipe&hollow profile,seamless,line pipe of a kind use for oil/gas pipe	97.592	344.867	12.693	60.077	-86,99	-82,58
7304909000 Oth tubes/pipes/hollow profiles,seamlesssteel,diameter>=140mm&carbon>=0.45%	-	-	204.091	322.333	-	-
7306191000 Oth line pipe use for oil/gas pipe welddeath stainless steel,electronic resistanc	29.642	103.008	-	-	-100,00	-100,00
7306199000 Oth line pipe use for oil/gas pipe welddeath stainles stel,not ERW&spiral/helical	10.115	37.700	-	-	-100,00	-100,00

LANJUTAN TABEL 2.5

KOMODITI HS 2012 (1)	2012		2013		PERUBAHAN (%)	
	BERAT (KG) (2)	NILAI (US\$) (3)	BERAT (KG) (4)	NILAI (US\$) (5)	BERAT (6)	NILAI (7)
7306909010 Oth.thn bundy-weld pipes & tubes, with internal diameter <= 12,5mm	1	62	-	-	-100,00	-100,00
7307211000 Oth pipe of stainless steel flanges internal diameter<15cm	615	265	-	-	-100,00	-100,00
7307221000 Oth pipe, stainless steel threaded ell bow, bends & sleeves, internal diameter<15cm	66	28	-	-	-100,00	-100,00
7307291000 Oth stainlss steel oth.than flanges, butt welding, threaded elbow, bend & sleeve<15cm	29	1.377	-	-	-100,00	-100,00
7307299000 Oth stainlss steel oth.than flanges, butt welding, threaded elbow, bend & sleeve>=15cm	11.560	43.200	-	-	-100,00	-100,00
7307919000 Oth tube or pipe fittings flanges, internal diameter>=15cm	4.448	21.814	-	-	-100,00	-100,00
7307991000 Oth tube/pipe fittings, not butt welding/flanges/elbows, internal diameter<15cm	199.836	586.505	-	-	-100,00	-100,00
7307999000 Oth tube/pipe fittings, not butt welding/flanges/elbows, internal diameter>=15cm	110.282	534.204	4.289	27.117	-96,11	-94,92
7308109000 Other bridges and bridge sections	-	-	3.030.693	4.756.120	-	-
7308906000 Other structures & parts of structures, perforated cable trays	9.730	5.700	-	-	-100,00	-100,00
7308909200 Other structures & parts of structures, guardrails	1.309	7.402	-	-	-100,00	-100,00
7308909900 Other structures & parts of structures, not guardrails	260.784	921.156	376.140	878.861	44,23	-4,59
7309001100 Reservoir, tank, vat & similar, of iron/steel, cap.>300ltr, lined/heat-insulated	213.363	949.442	-	-	-100,00	-100,00
7309001900 Reservoir, tank, vat & similar, of iron/steel, cap.>300ltr, not lined/heat-insulated	1.065	4.000	-	-	-100,00	-100,00
7309009100 Oth reservoir, tank, vat & similar, iron/steel, cap.>300ltr, lined/heat-insulated	39.170	395.785	-	-	-100,00	-100,00
7309009900 Oth reservoir, tank, vat & similar, iron/steel, cap.>300ltr, not lined/heat-insulated	1.365.101	4.508.011	137.160	596.702	-89,95	-86,76
7310109090 Tank, cask, drum, can, box & similar, cap.>50L & <=300L, not tinplate, not casting & forging	8.809	24.892	-	-	-100,00	-100,00
7315899000 Other chain of mild steel not for motor cycles and bicycles	428	2.377	-	-	-100,00	-100,00
7316000000 Anchors, grapnels and parts thereof, of iron or steel	17.188	64.300	-	-	-100,00	-100,00
7318120000 Other wood screws with an external diameter not exceeding 16 mm	-	-	1.681	14.882	-	-
7318130000 Screw hooks and screw rings with an external dmtr not exceeding 16mm	-	-	1.087	9.628	-	-
7318150000 Screw metal with/without nuts/washers with an external diameter <=16 mm	1.476	1.492	-	-	-100,00	-100,00
7318160000 Nuts with an external diameter not exceeding 16 mm	752	13.985	-	-	-100,00	-100,00
7318190000 Other threaded articles of an external diameter not exceeding 16 mm	2.286	10.526	-	-	-100,00	-100,00
7318210000 Non threaded artic. for spring washers & oth lock washers w an ext'nal d<16mm	1	25	-	-	-100,00	-100,00
7318230000 Rivet with an external diameter not exceeding 16 mm	1	7	-	-	-100,00	-100,00

LANJUTAN TABEL 2.5

KOMODITI HS 2012 (1)	2012		2013		PERUBAHAN (%)	
	BERAT (KG) (2)	NILAI (US\$) (3)	BERAT (KG) (4)	NILAI (US\$) (5)	BERAT (6)	NILAI (7)
7318290000 Oth non threaded articles wth anexternal diameter <= 16 mm	-	-	154	1.365	-	-
7322900000 Other radiators for central heating	26.984	110.000	10.650	60.300	-60,53	-45,18
7326906000 Bunsen burners	-	-	1.563	13.842	-	-
7326909910 Spouts and cups for latex collection	794	2.600	-	-	-100,00	-100,00
7326909990 Other articles not forged or steamed	11.385	58.645	-	-	-100,00	-100,00
7415332000 Bolts and nuts	-	-	203	1.642	-	-
7419999090 Other articles of non copper	4.752	23.307	-	-	-100,00	-100,00
7614909000 Other stranded wire without steel core	42	466	-	-	-100,00	-100,00
7907009990 Oth articles of zinc	3.498	13.200	-	-	-100,00	-100,00
8001100000 Unwrought tin, not alloyed	1.346	11.392	-	-	-100,00	-100,00
8204120000 Hand operated spanners and wrenchesadjustable	1	21	1.154	36.100	115.300,00	171.804,76
8205100000 Drilling, threading or tapping tools	4	52	-	-	-100,00	-100,00
8205590000 Other hand tools , oth than househlootools	57	1.503	-	-	-100,00	-100,00
8205900000 Other including sets of articles of twoor more subheadings of this heading	-	-	189	310	-	-
8208400000 Knives&cutting blades for agricultural , horticultural or forestry machines	2.808	13.779	-	-	-100,00	-100,00
8208900000 Other knives and cutting blades formachines or for mechanical appliances	121	591	538	4.151	344,63	602,37
8301100000 Padlocks	2	90	-	-	-100,00	-100,00
8301700000 Keys presented separately	-	-	17	133	-	-
8303000000 Armoured/reinforced safes,strong-boxesand doors and safe deposit lockers	328	7.550	-	-	-100,00	-100,00
8311202010 Cored wire of alloy stell,cont by weight4,5% / carbon / chromium, in rolls	-	-	40.598	61.532	-	-
8402111000 Watertube boiler with steam production> 45 t/ h with electrical operated	28.944	102.323	1.962.090	6.416.948	6.678,92	6.171,27
8402121100 Watertube boilers elect. with a steam15 tons <= steam prod.< 45tons/hours	1.872.373	8.093.655	1.554.505	4.790.185	-16,98	-40,82
8402121900 Watertube boilers electric with a steamprod < 15 tons /hours	-	-	1.004.814	3.997.750	-	-
8402901000 Part of boiler bodies or shells	9.949	74.459	8.500	35.421	-14,56	-52,43
8402909000 Oth than part of boiler bodies or shells	92.446	61.011	1.342.623	2.064.749	1.352,33	3.284,22
8404101090 Economiser,super-heaters,gas revererswith boilers of heading 84.02	6.049	25.481	-	-	-100,00	-100,00

LANJUTAN TABEL 2.5

KOMODITI HS 2012 (1)	2012		2013		PERUBAHAN (%)	
	BERAT (KG) (2)	NILAI (US\$) (3)	BERAT (KG) (4)	NILAI (US\$) (5)	BERAT (6)	NILAI (7)
8404901100 Parts boiler bodies or shells of goods of subheading 8404.10.10 :	-	-	3.800	5.620	-	-
8404901900 Part oth than boiler bodies or shells of goods of subheading 8404.10.10 :	-	-	1.897.136	5.192.986	-	-
8406820000 Turbines oth than marine propulsion of an output not exceeding 40 MW	47.045	1.483.273	32.171	667.612	-31,62	-54,99
8409991900 Other engine of machinery of heading 8429 or 8430	2	95	-	-	-100,00	-100,00
8412210000 Hydraulic power engines and motors with linear acting (cylinders)	12.098	165.447	6.525	115.000	-46,07	-30,49
8412290000 Hydraulic power engines and motors with other linear acting (cylinders)	260.904	2.317.072	-	-	-100,00	-100,00
8412390000 Pneumatic power engines and motors with other linear acting (cylinders)	1.520	1.487	-	-	-100,00	-100,00
8412800000 Oth engines and motors	21.934	61.843	-	-	-100,00	-100,00
8412909000 oth parts of engines of subheading 841	22.310	183.006	-	-	-100,00	-100,00
8413190000 Oth Pumps for dispensing fuel/lubricants of the type used in fill station/in garage	125.216	528.754	-	-	-100,00	-100,00
8413201000 Water pump for hand pump, oth than those of subheading 8413.11 / 8413.19	17.326	73.313	-	-	-100,00	-100,00
8413209000 Oth Water pump for hand pump, oth than those of subheading 8413.11 / 8413.19	5.304	36.993	-	-	-100,00	-100,00
8413309200 Other water pumps or fuel pumps of kind used for eng of mtr vhl head 8702-8704	32	1.520	-	-	-100,00	-100,00
8413309900 Other Cooling medium pumps for internal combustion piston engines	1.521	5.800	-	-	-100,00	-100,00
8413609000 Oth rotary positive displacement pumps, with flow rate > 13000 m/h	684	2.500	-	-	-100,00	-100,00
8413701900 Oth centrifugal pumps; single suction horizontal shaft water pumps	15.066	68.381	575	8.145	-96,18	-88,09
8413703900 Submersible water pumps with an inlet diameter => 200 mm	38.061	247.500	-	-	-100,00	-100,00
8413704120 Oth water pumps of flow rate < 8000 m/h of with diamtr > 200 mm of not elctrly operat	-	-	2	1.000	-	-
8413811110 Water pump with flow rate <= 8000 m/h with electrically operated	57.114	255.919	397	16.039	-99,30	-93,73
8413811120 Water pump with flow rate <= 8000 m/h with not electrically operated	557	20.288	-	-	-100,00	-100,00
8413811900 Water pump with flow rate >= 13000 m/h	118.182	482.172	261.826	890.293	121,54	84,64
8413911000 Part of pumps subheading 8413.20.10	1.314	30.165	-	-	-100,00	-100,00
8413919000 Part of other pumps	5.394	62.014	3.312	103.600	-38,60	67,06
8414100000 Vakum pumps	4.375	31.446	-	-	-100,00	-100,00
8414309000 Compr kind refrgt eqp oth with cap refr < 21.10 kw or displacmnt perrevl => 220 cc	4.209	19.742	1.146	6.045	-72,77	-69,38
8414593000 Blower with capacity < 125 kw	21.959	137.229	-	-	-100,00	-100,00

LANJUTAN TABEL 2.5

KOMODITI HS 2012 (1)	2012		2013		PERUBAHAN (%)	
	BERAT (KG) (2)	NILAI (US\$) (3)	BERAT (KG) (4)	NILAI (US\$) (5)	BERAT (6)	NILAI (7)
8414594900 Oth fans of a capacity <125 kw with protective screen	5.072	26.831	-	-	-100,00	-100,00
8414599100 Fans floor with protective screen	8.177	82.612	2.517	11.959	-69,22	-85,52
8414599900 Oth fans floor with protective screen	71.551	409.238	2.808	13.399	-96,08	-96,73
8414801900 Hoods have max horizontal side >120 cm, no filter, not suit for ind use	10.419	39.000	-	-	-100,00	-100,00
8414804900 oth Gas compr modul for use in oil drill oth than those of subhd 841430 & 841440	13.617	302.040	-	-	-100,00	-100,00
8414809000 Hoods having maximum horizontal side > 120 cm for air pumps	152.149	613.422	1.210	5.761	-99,20	-99,06
8414901900 Oth parts of pumps or compressors for goods of subheading 8414.40	-	-	270	1.500	-	-
8414902900 Oth part of kind for fan suitable use in goods of heading 8415, 8418, 8509/8516	-	-	2.398	75.000	-	-
8415811200 Inc.refri, revers heat pump, use in aircraft oput >21.10kw, air flow >67.96m ³ /m	573	13.136	-	-	-100,00	-100,00
8419199000 Instant water heaters oth than gas ,not for household type, non electric	135.500	550.629	-	-	-100,00	-100,00
8419391900 Other dryers machine electrically operated	212.153	919.075	3.775	17.960	-98,22	-98,05
8419401000 Distilling/rectifying plant electrically operated	13.175	133.338	-	-	-100,00	-100,00
8419501000 Heat exchange units for Cooling towers	44.200	176.095	-	-	-100,00	-100,00
8419509010 Condensers for air conditioners for motor vehicles	1.072	24.109	-	-	-100,00	-100,00
8419509020 Oth condensers for air conditioners	19.456	331.391	-	-	-100,00	-100,00
8419509040 Oth condensers not electrically operated	3.753	85.387	-	-	-100,00	-100,00
8419602000 Machinery for liquefying air or oth gases not electrically operated	2.587	58.694	-	-	-100,00	-100,00
8419891300 Machinery by a proces involving heat for manufacture of PCB/PWB's/PCA's elect op	-	-	158.679	628.509	-	-
8419891900 Oth mach for making hot drinks/for cooking/heating food, electricall operate	1.824.201	9.045.060	490.836	2.818.291	-73,09	-68,84
8419901900 Parts, oth machicne electrically operated	13.475	63.316	186	5.800	-98,62	-90,84
8419902100 Part machine, non-electric op, for treatby proces involve heat ,household type	223	5.116	-	-	-100,00	-100,00
8419902900 Part machine, non-electric op, for treatby proces involve heat ,not household ty	183	6.564	532	11.188	190,71	70,44
8421211900 Oth filtering/purifying water machin & app of a capacity <= 500 l/h	18.356	65.117	-	-	-100,00	-100,00
8421212200 Filtering/purifying water machine & app, electrically operated of a cap > 500 l/h	25.817	119.680	-	-	-100,00	-100,00
8421212300 Filtering/purifying water machine & app, non electric operated of a cap > 500 l/h	7.342	31.750	-	-	-100,00	-100,00
8421231100 Oil filters for internal combustion engines machinery pos 8429 or 8430	24	2.305	-	-	-100,00	-100,00

LANJUTAN TABEL 2.5

KOMODITI HS 2012 (1)	2012		2013		PERUBAHAN (%)	
	BERAT (KG) (2)	NILAI (US\$) (3)	BERAT (KG) (4)	NILAI (US\$) (5)	BERAT (6)	NILAI (7)
8421299000 Oth filtering machinery & apparatus for liquids not electrically operated	209.524	1.422.353	13.330	331.760	-93,64	-76,68
8421399000 Filtering machines & apparatus for gases	5.559	88.815	-	-	-100,00	-100,00
8421999900 Oth parts of goods of subheading 8421.21.11/8421.21.21	7	328	143	2.039	1.942,86	521,65
8423812000 Oth weighing machinery, max capacity <= 30 kg, not electrically operated	20.838	77.400	-	-	-100,00	-100,00
8423891000 Oth weigh mach, oth. capacity > 5 000kg, electrically operated	2.666	9.389	7.847	37.074	194,34	294,87
8424300000 Steam/sand blasting machines & similar jet projecting machines, electrical operate	9.344	40.256	-	-	-100,00	-100,00
8424811000 Oth spraying liquid machine for agricul/hortikultural, drip irrigation systems	4.944	19.749	-	-	-100,00	-100,00
8425110000 Pulley tackle & hoists oth than skip for raising vehicles, by electric motor	-	-	27.496	69.648	-	-
8425190000 Pulley tackle & hoists oth than skip for raising vehicles, not electric motor	-	-	4.877	7.294	-	-
8425390000 Oth winches; capstans, oth than powered by oth electric motor	41.634	266.891	-	-	-100,00	-100,00
8426192000 Bridge cranes	-	-	57.661	145.962	-	-
8426193000 Gantry cranes	-	-	8.542	21.422	-	-
8426199000 Other transporter cranes	752	14.505	116.958	204.550	15.452,93	1.310,20
8426410000 Other Mobile lifting frames, self propelled, on tyres	-	-	400.853	643.320	-	-
8426490000 Other Mobile lifting frames, self propelled, oth than on tyres	278.406	3.832.500	5.339	13.181	-98,08	-99,66
8426990000 Other derricks machine designed for mounting oth than on road vehicles	211	3.189	-	-	-100,00	-100,00
8428329000 Oth continuous act elevators & conveyors of bucket type, not used for agri type	2.014.606	8.239.278	58.781	370.268	-97,08	-95,51
8428399000 Oth continuous-action elevators & conveyor, for goods/materials	754.054	2.496.163	5.731	57.270	-99,24	-97,71
8428909000 Other machine for lifting, handling, loading/unloading	196.503	555.682	521	16.300	-99,73	-97,07
8429190000 Bulldozer & angledozers other than track laying	203	3.921	-	-	-100,00	-100,00
8429510000 Front-end shovel loaders	-	-	59.679	94.232	-	-
8430500000 Oth moving, grading, levelling, scraping machinery, self-propelled	-	-	3.413	5.409	-	-
8430690000 Oth machinery of heading 84.30 not self-propelled	-	-	1.082	1.710	-	-
8431399000 Part of other lifting, handling/loading machine	1.710.854	8.554.447	-	-	-100,00	-100,00
8431491000 Parts of machinery of heading 84.26 oth than Buckets, shovels, grabs and grips	1.208	27.695	-	-	-100,00	-100,00
8431499000 Oth parts suitable use of machinery of heading 84.30	39.956	427.116	5.755	180.000	-85,60	-57,86

LANJUTAN TABEL 2.5

KOMODITI HS 2012 (1)	2012		2013		PERUBAHAN (%)	
	BERAT (KG)	NILAI (US\$)	BERAT (KG)	NILAI (US\$)	BERAT	NILAI
	(2)	(3)	(4)	(5)	(6)	(7)
8432909000 Parts oth machinery for soil preparation/cultivation	-	-	406	3.591	-	-
8433520000 Other threshing machinery	95.768	343.374	204.920	547.464	113,98	59,44
8435101000 Presses,crushers & manufacture of wine,cider,fruit juices,electric operated	194.280	937.672	305.868	2.170.813	57,44	131,51
8435901000 Parts of presses,crushers & manufactureof wine,cider,fruit juices,electr opera	3.859	9.236	8.968	42.536	132,39	360,55
8436801100 Other agric or horticultural machine,electric operated, inc Germination plant	9.285	47.250	-	-	-100,00	-100,00
8436801900 Other machine, electric operated for poultry include bee keeping	-	-	3.615	33.010	-	-
8436992900 Parts of other poultry/bee-keepingmachine, not electric operated	-	-	4.266	30.668	-	-
8437103000 Machine for clean,sorting/grading seed ,grain dried leguminous vegetables,electr	15.073	76.650	-	-	-100,00	-100,00
8459691000 Other milling machines, electricallyoperated	16.729	88.660	-	-	-100,00	-100,00
8460391000 Oth sharpening (tool/cutter grinding)machines, electrically operated	25.612	69.800	-	-	-100,00	-100,00
8464201000 Grinding/polishing machines,electrically operated	75.850	117.185	-	-	-100,00	-100,00
8466939000 Parts&acces suitable for mach of otherheadings 84.56 to 84.61	-	-	6.656	58.950	-	-
8467190000 Tool for working in the hand,pneumatic,in other type	650	704	-	-	-100,00	-100,00
8468800000 Other machinery and apparatus	128	420	-	-	-100,00	-100,00
8471604000 X-y coordinate input devices,includingmouse,light pens,joystick,track balls	1	94	-	-	-100,00	-100,00
8472903000 Other office machines,electrically operated	5	1.308	-	-	-100,00	-100,00
8474101000 Sorting,screening,separating/washingmachines, electrically operated	258.443	869.311	10.516	15.680	-95,93	-98,20
8474102000 Sorting,screening,separating/washingmachines, not electrically operated	5.628	21.000	-	-	-100,00	-100,00
8474201900 Crushing/grinding mach for earth,oresoth mineral substances,elect operatated	75.312	265.986	174.059	699.675	131,12	163,05
8474311000 Concrete/mortar mixers, electricallyoperated	33.800	110.190	32.628	51.478	-3,47	-53,28
8474391000 Other mixing/kneading machineselectrically operated	280	7.705	4.328	6.805	1.445,71	-11,68
8474801000 Mach for agglomerating,shaping/mauldsolid mineral fuels,electric operated	20.896	566.970	-	-	-100,00	-100,00
8474901000 Parts of mach for sort,creen,separate,wash,crush,grinding&mixing,elect oprtd	548	7.311	-	-	-100,00	-100,00
8479101000 Machinery for public works,building/the like electrically operated	7.720	35.090	-	-	-100,00	-100,00
8479201000 Mach for the extract/preparation of animal/fix vegetabl fat/oil, elect oprtd	5.117.173	19.065.854	3.186.052	10.099.760	-37,74	-47,03
8479202000 Mach for the extract/preparation of animal/fix vegetabl fat/oil,not electrically	22.040	82.632	-	-	-100,00	-100,00

LANJUTAN TABEL 2.5

KOMODITI HS 2012 (1)	2012		2013		PERUBAHAN (%)	
	BERAT (KG) (2)	NILAI (US\$) (3)	BERAT (KG) (4)	NILAI (US\$) (5)	BERAT (6)	NILAI (7)
8479821000 Mixing,kneading,crush,grind,screen,sift,homogenis,& emulsift/stirr machelectrica	360.316	1.783.250	104.918	890.584	-70,88	-50,06
8479892000 Machinery for assembling CPU	687	2.250	-	-	-100,00	-100,00
8479893000 Oth mach for assembling CPU daughterboard in plastic case/housing,elect oprt	73.314	503.652	-	-	-100,00	-100,00
8479894000 Oth mach for assembling CPU daughterboard in plastic case/housing,not electr	8.137	30.470	-	-	-100,00	-100,00
8479902000 Part of goods Oth mach for assemblingCPU daughter plastic case/housing board	985	17.256	-	-	-100,00	-100,00
8479903000 Part of oth electrically operatedmachine	376.450	1.791.610	140.766	738.488	-62,61	-58,78
8479904000 Part of nonelectrically operatedmachinery	2.500	1.000	-	-	-100,00	-100,00
8481101900 Pres-reduce valve,iron/steel,automaticoperate ,5 cm ? internal diamtr <40cm	128.804	518.600	-	-	-100,00	-100,00
8481301000 Check (nonreturn) valve of swing check-valve type,40 cm ?inlets intl dia< 60cm	776	14.485	-	-	-100,00	-100,00
8481309000 Other check (nonreturn) valves	505	2.897	-	-	-100,00	-100,00
8481401000 Safety/relief valves of copper/copperalloy < 2.5cm	1.877	43.072	-	-	-100,00	-100,00
8481409000 Oth safety/relief valves	904	5.147	-	-	-100,00	-100,00
8481807200 Other ball valves	2.681	17.097	-	-	-100,00	-100,00
8481807300 Gate valve>manual operate,of iron/steel,5cm ?inlet/outlet internal diamt < 40 cm	2.456	22.762	-	-	-100,00	-100,00
8481809900 Other Fuel cut-off for vehicle	50.996	237.659	42.983	204.215	-15,71	-14,07
8481909000 Others parts for taps, cocks, valvesand similar appliances	2.780	15.791	-	-	-100,00	-100,00
8482500000 Oth cylindrical roller bearings	448	10.300	-	-	-100,00	-100,00
8482800000 Oth,includ.combined ball/roller bearings	-	-	41	375	-	-
8483109000 Other transmission shafts	70	2.473	7.389	21.739	10.455,71	779,05
8483202000 Bearing housing incorp. ball or rollerbearings for mach.of bulldozer or grading	169	2.534	-	-	-100,00	-100,00
8483402000 Gear&gearing oth than toothed wheels,for marine vessels	11.156	91.591	-	-	-100,00	-100,00
8483409000 Gear&gearing oth than toothed wheels,for oth mar.vsl/mach of moving grading	560.680	4.660.996	20.707	200.590	-96,31	-95,70
8483500000 Flywheels&pulleys,including pulley block	46.472	216.630	-	-	-100,00	-100,00
8483600000 Clutches & shaft couplings(including universal joints)	553	10.453	3.582	31.381	547,74	200,21
8483901900 Oth. parts of goods of trans. shafts	586	7.401	-	-	-100,00	-100,00
8483909900 Oth toothed wheels, chain sproccated	356	4.197	-	-	-100,00	-100,00

LANJUTAN TABEL 2.5

KOMODITI HS 2012 (1)	2012		2013		PERUBAHAN (%)	
	BERAT (KG) (2)	NILAI (US\$) (3)	BERAT (KG) (4)	NILAI (US\$) (5)	BERAT (6)	NILAI (7)
8484100000 Gaskets&similar joint metal sheetingcombined with oth material/2 more layers	4	39	-	-	-100,00	-100,00
8484200000 Mechanical seal	-	-	107	967	-	-
8487900000 Oth mach. parts, not cont. electric con-necter,insulator,coil, oth elec.features	744	14.748	-	-	-100,00	-100,00
8501109900 Others spindle (AC/DC) motors	9.521	33.571	15.180	60.992	59,44	81,68
8501202900 Other universal (AC/DC) motors ofan output > 1 kw	-	-	127	674	-	-
8501330000 Motor dc, Generator dc75 kw < an output ? 375 kw	4.808	39.204	-	-	-100,00	-100,00
8501521900 Other motor ac, multi-phase of750 w < an output ? 1 kw	-	-	30	642	-	-
8501522900 Other motor ac, multi-phase of1 kw < an output ? 37.5 kw	2.501	8.655	-	-	-100,00	-100,00
8501523900 Other motor ac, multi-phase of an output > 37.5 kw	-	-	2.294	23.180	-	-
8501530000 Motor ac of an output > 75 kw	89.047	730.692	-	-	-100,00	-100,00
8501640000 Generator ac of an output > 750 kva	-	-	8.155	176.276	-	-
8502131000 Electric generating sets & rotary conv.of an output > 12500 kva	-	-	114.780	181.315	-	-
8502139000 Oth. elect generating sets&rotary conv.of an output > 12500 kva	11.500	179.844	-	-	-100,00	-100,00
8502203000 Generat sets with spark-ignition interncombst pist 100 kva < output ? 10000 kva	250.817	2.320.485	-	-	-100,00	-100,00
8504211000 Step-voltage regulators;instrument transformer with a power handl capacity?5kva	1.391	31.863	-	-	-100,00	-100,00
8504312200 Oth ring current transformers	-	-	33.349	50.600	-	-
8504401100 Uninterrupted power supplies (ups)	-	-	1	330	-	-
8504401900 Other uninterrupte power supplies	126	1.252	-	-	-100,00	-100,00
8505900000 Other electro magnetic including parts	1.603	21.837	-	-	-100,00	-100,00
8514309000 Other furnaces and ovens	-	-	250	331	-	-
8515290000 Mach and app for resistance welding ofmetal, non-automatic	224	1.080	-	-	-100,00	-100,00
8515809000 Oth electric mach & app for hot spraying of metals/sintered metal carbides	-	-	22.276	33.828	-	-
8517701000 Parts of control and adaptor unitsincluding gateways, bridges, routers	1.819	14.003	-	-	-100,00	-100,00
8525801000 Web cameras	515	11.804	-	-	-100,00	-100,00
8525805090 Other digital cameras	5.578	45.568	-	-	-100,00	-100,00
8526109000 Other radar apparatus	11.924	97.500	-	-	-100,00	-100,00

LANJUTAN TABEL 2.5

KOMODITI HS 2012 (1)	2012		2013		PERUBAHAN (%)	
	BERAT (KG) (2)	NILAI (US\$) (3)	BERAT (KG) (4)	NILAI (US\$) (5)	BERAT (6)	NILAI (7)
8528591000 Other monitor, colour	3.383	77.672	-	-	-100,00	-100,00
8529102100 Parabolic aerial reflector dishes for TVreception	326	7.470	-	-	-100,00	-100,00
8529102900 Oth parabolic aerial reflector dish forTV reception	2	378	-	-	-100,00	-100,00
8529109200 Oth aeriels&aeriels reflector,used withtransmission app. for radio-broadcast/TV	1.688	23.776	-	-	-100,00	-100,00
8529902000 Part of decoder for use w/ transmission,radar&reception app. ,monitor&projector	989	22.690	-	-	-100,00	-100,00
8529905900 Oth printed circuit board; assembled,for other goods	2.807	24.447	-	-	-100,00	-100,00
8530800000 Equipment for roads,inland waterways,parking facility,port install./airfields	338	4.840	-	-	-100,00	-100,00
8535100000 Fuses, for a voltage > 1000V	-	-	510	5.144	-	-
8535400000 Lightning arresters,voltage limiters andsurge suppressors	21.484	143.025	-	-	-100,00	-100,00
8535909000 Oth bushing and tap changer assembl. for electricity distrib/power transformers	1.984	27.579	-	-	-100,00	-100,00
8536499000 Other relays,voltage > 60V	-	-	1	35	-	-
8536502000 Over-current and residual-currentautomatic switches	1.938	44.464	-	-	-100,00	-100,00
8536505900 Electronic AC switch,voltage<=1000V,for a current >= 16A	84	1.345	-	-	-100,00	-100,00
8536509900 Oth make&break switch,>500V	6.117	84.145	-	-	-100,00	-100,00
8536901200 Connection&contact elements for wires&cables;wafer probers;current < 16A	96	2.207	-	-	-100,00	-100,00
8536901900 Connection&contact elements for wires&cables;wafer probers;current >= 16A	5.030	65.410	-	-	-100,00	-100,00
8536903900 Cable connector,connector/adaptor forco-axial cable,commutator,current>=16A	2	26	-	-	-100,00	-100,00
8536909900 Oth cable connector,for a current >= 16A	798	9.387	-	-	-100,00	-100,00
8537101100 Control panel use in distributed controlsystem;voltage<1000V	606.414	2.289.757	-	-	-100,00	-100,00
8537101300 Control panel for AC,refrig.,wash. mach.,vacuum cleaner,mixer,water heater	84	1.290	-	-	-100,00	-100,00
8537101900 Other control panel	5.719	20.968	-	-	-100,00	-100,00
8537103000 Programmable logic controllers for auto-mach for trans. for semiconductor device	192	1.662	-	-	-100,00	-100,00
8537109100 Switchboard used in radio equipmentor electric fans	5.324	20.000	-	-	-100,00	-100,00
8537109900 Switchboard use for other prposes	10.382	122.088	-	-	-100,00	-100,00
8537201900 Switchboards incorp. elect instrum forbreak,connect/protect elect circt<=66 KV	71.476	253.921	227.582	833.355	218,40	228,19
8537202900 Control panels incorp. elect instrum forbreak,connect/protect elect circt<=66 KV	28.508	115.630	-	-	-100,00	-100,00

LANJUTAN TABEL 2.5

KOMODITI HS 2012	2012		2013		PERUBAHAN (%)	
	BERAT (KG)	NILAI (US\$)	BERAT (KG)	NILAI (US\$)	BERAT	NILAI
(1)	(2)	(3)	(4)	(5)	(6)	(7)

<http://kalteng.bps.go.id>

8537209000	Oth board for elect. control for voltage> 1000 volt	18.009	181.784	412.439	1.043.588	2.190,18	474,08
8538101900	Oth part of programable logic controllerused in other equipment, <=1000V	15.986	188.000	-	-	-100,00	-100,00
8539292000	Other filament lamps, excl UV/infraredlamps,for motor vehicles	2	65	-	-	-100,00	-100,00
8543701000	Electric fence energisers	456	10.500	-	-	-100,00	-100,00
8543709000	Oth electrical machines & apparatus,having individual fuctions	64.267	484.032	-	-	-100,00	-100,00
8544201900	Co-axial cable/elec;fitted w/ connector;<=66.000V;insulate not w/ rubber/plastic	-	-	11.468	17.474	-	-
8544202100	Co-axial cable/elec;unfitted w/ conectr;<=66.000V;insulated w/ rubber/plastic	134.677	839.314	48.038	234.994	-64,33	-72,00
8544202900	Co-axial cable/elec;unfitted w/ conectr;<=66.000V;insulate not w/ rubber/plastic	47.611	206.164	26.635	42.021	-44,06	-79,62
8544429990	Oth elect conductor,fitted w/ connector,used for telecommunication,<= 1000V	576	5.258	-	-	-100,00	-100,00
8544494900	Oth elect cconnector,fit w/ connector,>80V<=1000V,no for com,insulate w/o plastic	96	1.108	-	-	-100,00	-100,00
8546900000	Oth elect insulators not of glass and of ceramics	92	4.446	-	-	-100,00	-100,00
8547909000	Oth insulating fittings for elect mach,appliances/equipment, being fittings	-	-	1.230	10.888	-	-
8548901000	Image sensors contact type copmrising aphoto-conductive sensor element	100	2.296	-	-	-100,00	-100,00
8705400000	Concrete-mixer lorries	-	-	85.066	134.370	-	-
8708924000	Silencers (mufflers),exhaust pipe;partsfor vhcls>= 10 persons/transport of goods	10	479	-	-	-100,00	-100,00
8708937000	Clutches and parts thereof for vehicletransport of goods/special purpose vhcls	1	52	-	-	-100,00	-100,00
8708999000	Other parts,acces for other vehicles ofheading 8701- 8705	6	298	-	-	-100,00	-100,00
8716394000	Agricultural trailers and semi-trailers	30.563	86.338	-	-	-100,00	-100,00
8716400000	Other trailers and semi-trailers	150.878	546.000	-	-	-100,00	-100,00
8905100000	Dredgers	-	-	3.992.000	760.000	-	-
9013200000	Lasers, other than laser diodes	23.752	195.000	-	-	-100,00	-100,00
9014801000	Oth navigation instrum&appl of used onship work with an automatic data process	164	3.740	-	-	-100,00	-100,00
9014809000	Oth navigation instrum&applof oth used on ships	15.916	218.718	-	-	-100,00	-100,00
9016000000	Balances of a sensitivity of 5 cg orbetter, w/wiwithout their weights	-	-	583	944	-	-
9017300000	Micrometers, callipers and gauges	2.890	11.040	-	-	-100,00	-100,00
9024801000	Oth mach& appliances for testing wood,textiles,paper,plastics,elect operate	-	-	250	453	-	-

LANJUTAN TABEL 2.5

KOMODITI HS 2012 (1)	2012		2013		PERUBAHAN (%)	
	BERAT (KG) (2)	NILAI (US\$) (3)	BERAT (KG) (4)	NILAI (US\$) (5)	BERAT (6)	NILAI (7)
9025191900 Thermometers&pyrometers,elect operated,oth temperature gauges for motor vehicle	-	-	250	349	-	-
9026103000 Oth measuring/check the flow/level of liquid, electrically operated	9.788	36.702	-	-	-100,00	-100,00
9026109000 Oth measuring/check the flow/level of liquid,not electrically operated	11.753	52.067	-	-	-100,00	-100,00
9026201000 Presure gauges for motor vehicles,electrically operated	1.558	35.735	-	-	-100,00	-100,00
9026203000 Other measuring/checking pressureinstruments, electrically operated	253	3.448	-	-	-100,00	-100,00
9026801000 Oth instruments/app for measuring/checkthe flow/level/press,electric operated	299	3.892	-	-	-100,00	-100,00
9026802000 Oth instruments/app for measuring/check,flow/level/press,not electric operated	19	976	-	-	-100,00	-100,00
9028209000 Other liquid meters	96	1.086	-	-	-100,00	-100,00
9028909000 Part&accessories,oth water meter housings or bodies	398	2.270	-	-	-100,00	-100,00
9031809000 Oth instruments,appliances and machines,other cable tester	2.406	33.121	15.648	24.745	550,37	-25,29
9031901900 Oth parts&acc oth than inspect wafer/repair/measure pcb,pwb,pwa elect operate	-	-	8.074	12.689	-	-
9032893100 Automatic regulating voltage units(stabilizers),electrically operated	970	13.286	-	-	-100,00	-100,00
9032899000 Oth automatic regulating/controllinstrum&app not electrically operated	77.289	603.538	4.371	52.684	-94,34	-91,27
9032903000 Part&acc automatic, regulating/controllinstruments&apparatus,elect operated	9.040	74.750	-	-	-100,00	-100,00
9033001000 Parts&acc for mach,appl,instrum ofchap 90 for electric operated equipment	176	1.014	-	-	-100,00	-100,00
9405402000 Searchlights	2.191	50.281	-	-	-100,00	-100,00
9405405000 Oth electr lamps,of a kind used forlighting public openspace/thoroughhfares	13.000	49.850	-	-	-100,00	-100,00
9405409900 Other lighting fittings	31.748	308.465	-	-	-100,00	-100,00
9406001100 Greenhouses fitted with mechanical/thermal equipment of plastics	2.591	9.960	-	-	-100,00	-100,00
9406009200 Other prefabricated buildings of wood	-	-	67.170	106.127	-	-
9406009400 Other prefabricated buildings of iron/steel	387.416	1.577.426	49.931	81.625	-87,11	-94,83
9406009900 Oth prefabricated buildings oth of wood,iron, plastics, aluminium, concrete	64.308	206.230	-	-	-100,00	-100,00
TOTAL IMPOR	42.319.739	134.999.326	68.436.818	82.645.525	61,71	-38,78

TABEL 2.6 DATA IMPOR KALIMANTAN TENGAH MENURUT KOMODITI HS 2012 DAN NEGARA ASAL, 2012-2013

KOMODITI HS 2012 / NEGARA ASAL	2012		2013		PERUBAHAN (%)	
	BERAT (KG)	NILAI (US\$)	BERAT (KG)	NILAI (US\$)	BERAT	NILAI
	(1)	(2)	(3)	(4)	(5)	(6)
2523900000 Other hydraulic cements	3.832.000	303.018	8.164.000	676.689	113,05	123,32
131 Viet Nam	3.832.000	303.018	8.164.000	676.689	113,05	123,32
2713200000 Petroleum bitumen	8.298.765	5.546.032	37.293.090	24.893.205	349,38	348,85
122 Singapura	2.285.118	1.526.458	30.157.541	20.068.001	1.219,74	1.214,68
124 Malaysia	6.013.647	4.019.574	7.135.549	4.825.204	18,66	20,04
2714900000 Asphalites and asphaltic rocks	4.566.218	3.005.696	-	-	-100,00	-100,00
122 Singapura	4.566.218	3.005.696	-	-	-100,00	-100,00
2809203900 Phosphoric acids, hypophoric acids,except Hypophosphoric acids; food grade	40.000	50.000	220.000	275.000	450,00	450,00
124 Malaysia	40.000	50.000	220.000	275.000	450,00	450,00
3917390000 Other tubes, pipes and hoses	608	13.953	-	-	-100,00	-100,00
514 Jerman	608	13.953	-	-	-100,00	-100,00
3921199000 Plates,sheets,film,foil&strip, cellular, of other plastics; not rigid	-	-	1.165	1.781	-	-
116 China	-	-	1.165	1.781	-	-
3923500000 Stoppers, lids, caps and other closures	13.540	62.029	-	-	-100,00	-100,00
124 Malaysia	13.540	62.029	-	-	-100,00	-100,00
4001101100 Centrifuge concentrat,containing ammonia >= 0.5%;natural rubber latex	1.295	4.992	-	-	-100,00	-100,00
124 Malaysia	1.295	4.992	-	-	-100,00	-100,00
4009410000 Mining slurry suction&discharge hose,reinforce/combine w/ oth mtrl,w/o fitti	3	138	-	-	-100,00	-100,00
424 Nikaragua	3	138	-	-	-100,00	-100,00
4010110000 Conveyor belts/belting,reinforced withmetal	2.110.286	15.606.950	-	-	-100,00	-100,00
514 Jerman	2.110.286	15.606.950	-	-	-100,00	-100,00
4010120000 Conveyor belts/belting,reinforced withtextile material	254.587	1.883.433	-	-	-100,00	-100,00
514 Jerman	254.587	1.883.433	-	-	-100,00	-100,00
4010310000 V-belts,V-ribbes of an outside circumference >60cm and <=180cm	588	13.500	-	-	-100,00	-100,00
514 Jerman	588	13.500	-	-	-100,00	-100,00
4016932000 Gasket&O-ring, used on motor vehicle ofheading 87.02,87.03,87.04/87.11	-	-	6	48	-	-
124 Malaysia	-	-	6	48	-	-
4016939000 Oth gaskets, washers & oth seals	5	70	-	-	-100,00	-100,00
111 Jepang	3	55	-	-	-100,00	-100,00
411 Amerika Serikat	2	15	-	-	-100,00	-100,00

Lanjutan Tabel 2.6

KOMODITI HS 2012 / NEGARA ASAL	2012		2013		PERUBAHAN (%)	
	BERAT (KG)	NILAI (US\$)	BERAT (KG)	NILAI (US\$)	BERAT	NILAI
	(2)	(3)	(4)	(5)	(6)	(7)
4016940000 Boat/dock fenders,whether/not inflatable	1.120	8.572	4.480	112.500	300,00	1.212,41
111 Jepang	-	-	3.360	26.786	-	-
122 Singapura	1.120	8.572	1.120	85.714	0,00	899,93
5101110000 Shorn wool, not carded/combed, greasy,including fleece-washed wool	366	1.200	-	-	-100,00	-100,00
124 Malaysia	366	1.200	-	-	-100,00	-100,00
6905100000 Roofing tiles of ceramic	184	600	-	-	-100,00	-100,00
124 Malaysia	184	600	-	-	-100,00	-100,00
7017900000 Laboratory,hygienic/pharmaceuticalglassware,nor fused quartz/fused silica	87	981	-	-	-100,00	-100,00
124 Malaysia	87	981	-	-	-100,00	-100,00
7214101100 Oth bars,rods of iron, non-alloy steelforged,carbon<0.6%,circlr cross-section	402	9.224	-	-	-100,00	-100,00
514 Jerman	402	9.224	-	-	-100,00	-100,00
7228809000 Oth. Hollow drill bars and rods	-	-	73	586	-	-
124 Malaysia	-	-	73	586	-	-
7302100000 Rails of iron or steel	192.611	203.436	-	-	-100,00	-100,00
122 Singapura	192.611	203.436	-	-	-100,00	-100,00
7302909000 Other than sleepers, of iron or steel	695	680	-	-	-100,00	-100,00
122 Singapura	695	680	-	-	-100,00	-100,00
7304190000 Oth.tube,pipe&hollow profile,seamless,line pipe of a kind use for oil/gas pipe	97.592	344.867	12.693	60.077	-86,99	-82,58
124 Malaysia	97.592	344.867	12.693	60.077	-86,99	-82,58
7304909000 Oth tubes/pipes/hollow profiles,seamlesssteel,diameter>=140mm&carbon>=0.45%	-	-	204.091	322.333	-	-
116 China	-	-	204.091	322.333	-	-
7306191000 Oth line pipe use for oil/gas pipe weldoeth stainless steel,electronic resistanc	29.642	103.008	-	-	-100,00	-100,00
124 Malaysia	29.642	103.008	-	-	-100,00	-100,00

Lanjutan Tabel 2.6

KOMODITI HS 2012 / NEGARA ASAL		2012		2013		PERUBAHAN (%)	
		BERAT (KG)	NILAI (US\$)	BERAT (KG)	NILAI (US\$)	BERAT	NILAI
(1)	(1)	(2)	(3)	(4)	(5)	(6)	(7)
7306199000	Oth line pipe use for oil/gas pipe weld 124 Malaysia	10.115	37.700	-	-	-100,00	-100,00
		10.115	37.700	-	-	-100,00	-100,00
7306909010	Oth.thn bundy-weld pipes & tubes, with 411 Amerika Serikat	1	62	-	-	-100,00	-100,00
		1	62	-	-	-100,00	-100,00
7307211000	Oth pipe of stainless steel flanges 124 Malaysia	615	265	-	-	-100,00	-100,00
		615	265	-	-	-100,00	-100,00
7307221000	Oth pipe, stainless steel threaded 124 Malaysia	66	28	-	-	-100,00	-100,00
		66	28	-	-	-100,00	-100,00
7307291000	Oth stainss steel oth.than flanges, 111 Jepang	29	1.377	-	-	-100,00	-100,00
		29	1.377	-	-	-100,00	-100,00
7307299000	Oth stainss steel oth.than flanges, 124 Malaysia	11.560	43.200	-	-	-100,00	-100,00
		11.560	43.200	-	-	-100,00	-100,00
7307919000	Oth tube or pipe fittings flanges, 124 Malaysia	4.448	21.814	-	-	-100,00	-100,00
		4.448	21.814	-	-	-100,00	-100,00
7307991000	Oth tube/pipe fittings,not butt 124 Malaysia	199.836	586.505	-	-	-100,00	-100,00
		199.836	586.505	-	-	-100,00	-100,00
7307999000	Oth tube/pipe fittings,not butt 124 Malaysia	110.282	534.204	4.289	27.117	-96,11	-94,92
		110.282	534.204	4.289	27.117	-96,11	-94,92
7308109000	Other bridges and bridge sections 116 China	-	-	3.030.693	4.756.120	-	-
		-	-	3.030.693	4.756.120	-	-
7308906000	Other structures & parts of structures, 124 Malaysia	9.730	5.700	-	-	-100,00	-100,00
		9.730	5.700	-	-	-100,00	-100,00
7308909200	Other structures & parts of structures, 124 Malaysia	1.309	7.402	-	-	-100,00	-100,00
		1.309	7.402	-	-	-100,00	-100,00
7308909900	Other structures & parts of structures, 116 China	260.784	921.156	376.140	878.861	44,23	-4,59
		-	-	218.003	280.363	-	-
	124 Malaysia	260.784	921.156	158.137	598.498	-39,36	-35,03

Lanjutan Tabel 2.6

KOMODITI HS 2012 / NEGARA ASAL		2012		2013		PERUBAHAN (%)	
		BERAT (KG)	NILAI (US\$)	BERAT (KG)	NILAI (US\$)	BERAT	NILAI
(1)		(2)	(3)	(4)	(5)	(6)	(7)
7309001100	Reservoir,tank,vat&similar,of iron/steel,cap.>300ltr,lined/heat-insulated	213.363	949.442	-	-	-100,00	-100,00
124	Malaysia	213.363	949.442	-	-	-100,00	-100,00
7309001900	Reservoir,tank,vat&similar,of iron/steel,cap.>300ltr,not lined/heat-insulated	1.065	4.000	-	-	-100,00	-100,00
124	Malaysia	1.065	4.000	-	-	-100,00	-100,00
7309009100	Oth reservoi,tank,vat&similar,iron/steel,cap.>300ltr,lined/heat-insulated	39.170	395.785	-	-	-100,00	-100,00
124	Malaysia	39.170	395.785	-	-	-100,00	-100,00
7309009900	Oth reservoi,tank,vat&similar,iron/steel,cap.>300ltr,not lined/heat-insulated	1.365.101	4.508.011	137.160	596.702	-89,95	-86,76
116	China	618.931	1.368.784	-	-	-100,00	-100,00
124	Malaysia	746.170	3.139.227	137.160	596.702	-81,62	-80,99
7310109090	Tank,cask,drum,can,boxe&similar,cap.>50L&<=300L,not tinplate,not casting&forging	8.809	24.892	-	-	-100,00	-100,00
116	China	8.809	24.892	-	-	-100,00	-100,00
7315899000	Other chain of mild steel not formotorcycles and bicycles	428	2.377	-	-	-100,00	-100,00
124	Malaysia	428	2.377	-	-	-100,00	-100,00
7316000000	Anchors, grapnels and parts thereof, ofiron or steel	17.188	64.300	-	-	-100,00	-100,00
124	Malaysia	17.188	64.300	-	-	-100,00	-100,00
7318120000	Other wood screws with an externaldiameter not exceeding 16 mm	-	-	1.681	14.882	-	-
124	Malaysia	-	-	1.681	14.882	-	-
7318130000	Screw hooks and screw rings with anexternal dmtr not exceeding 16mm	-	-	1.087	9.628	-	-
124	Malaysia	-	-	1.087	9.628	-	-
7318150000	Screw metal with/without nuts/washerswith an external diameter <=16 mm	1.476	1.492	-	-	-100,00	-100,00
122	Singapura	1.475	1.469	-	-	-100,00	-100,00
526	Italia	1	23	-	-	-100,00	-100,00
7318160000	Nuts with an external diameter notexceeding 16 mm	752	13.985	-	-	-100,00	-100,00
111	Jepang	1	7	-	-	-100,00	-100,00
122	Singapura	130	112	-	-	-100,00	-100,00
124	Malaysia	21	68	-	-	-100,00	-100,00
411	Amerika Serikat	497	11.440	-	-	-100,00	-100,00
514	Jerman	103	2.358	-	-	-100,00	-100,00

Lanjutan Tabel 2.6

KOMODITI HS 2012 / NEGARA ASAL		2012		2013		PERUBAHAN (%)	
		BERAT (KG)	NILAI (US\$)	BERAT (KG)	NILAI (US\$)	BERAT	NILAI
(1)	(2)	(3)	(4)	(5)	(6)	(7)	
7318190000	Other threaded articles of an external diameter not exceeding 16 mm	2.286	10.526	-	-	-100,00	-100,00
124	Malaysia	2.285	10.480	-	-	-100,00	-100,00
411	Amerika Serikat	1	46	-	-	-100,00	-100,00
7318210000	Non threaded artic. for spring washers & oth lock washers w an ext'nal d<16mm	1	25	-	-	-100,00	-100,00
411	Amerika Serikat	1	25	-	-	-100,00	-100,00
7318230000	Rivet with an external diameter not exceeding 16 mm	1	7	-	-	-100,00	-100,00
411	Amerika Serikat	1	7	-	-	-100,00	-100,00
7318290000	Oth non threaded articles with an external diameter <= 16 mm	-	-	154	1.365	-	-
124	Malaysia	-	-	154	1.365	-	-
7322900000	Other radiators for central heating	26.984	110.000	10.650	60.300	-60,53	-45,18
124	Malaysia	26.984	110.000	10.650	60.300	-60,53	-45,18
7326906000	Bunsen burners	-	-	1.563	13.842	-	-
124	Malaysia	-	-	1.563	13.842	-	-
7326909910	Spouts and cups for latex collection	794	2.600	-	-	-100,00	-100,00
124	Malaysia	794	2.600	-	-	-100,00	-100,00
7326909990	Other articles not forged or steamed	11.385	58.645	-	-	-100,00	-100,00
124	Malaysia	11.378	58.442	-	-	-100,00	-100,00
411	Amerika Serikat	4	166	-	-	-100,00	-100,00
412	Kanada	2	36	-	-	-100,00	-100,00
511	Inggris	1	1	-	-	-100,00	-100,00
7415332000	Bolts and nuts	-	-	203	1.642	-	-
124	Malaysia	-	-	203	1.642	-	-
7419999090	Other articles of non copper	4.752	23.307	-	-	-100,00	-100,00
124	Malaysia	4.752	23.307	-	-	-100,00	-100,00
7614909000	Other stranded wire without steel core	42	466	-	-	-100,00	-100,00
514	Jerman	42	466	-	-	-100,00	-100,00
7907009990	Oth articles of zinc	3.498	13.200	-	-	-100,00	-100,00
124	Malaysia	3.498	13.200	-	-	-100,00	-100,00

Lanjutan Tabel 2.6

KOMODITI HS 2012 / NEGARA ASAL		2012		2013		PERUBAHAN (%)	
		BERAT (KG)	NILAI (US\$)	BERAT (KG)	NILAI (US\$)	BERAT	NILAI
(1)		(2)	(3)	(4)	(5)	(6)	(7)
8001100000	Unwrought tin, not alloyed	1.346	11.392	-	-	-100,00	-100,00
	514 Jerman	1.346	11.392	-	-	-100,00	-100,00
8204120000	Hand operated spanners and wrenchesadjustable	1	21	1.154	36.100	115.300,00	171.804,76
	116 China		-	1.154	36.100	-	-
	411 Amerika Serikat	1	21	-	-	-100,00	-100,00
8205100000	Drilling, threading or tapping tools	4	52	-	-	-100,00	-100,00
	116 China	4	52	-	-	-100,00	-100,00
8205590000	Other hand tools , oth than househodtools	57	1.503	-	-	-100,00	-100,00
	411 Amerika Serikat	8	363	-	-	-100,00	-100,00
	514 Jerman	49	1.140	-	-	-100,00	-100,00
8205900000	Other including sets of articles of twoor more subheadings of this heading	-	-	189	310	-	-
	116 China	-	-	189	310	-	-
8208400000	Knives&cutting blades for agricultural , horticultural or forestry machines	2.808	13.779	-	-	-100,00	-100,00
	124 Malaysia	2.808	13.779	-	-	-100,00	-100,00
8208900000	Other knives and cutting blades formachines or for mechanical appliances	121	591	538	4.151	344,63	602,37
	124 Malaysia	121	591	538	4.151	344,63	602,37
8301100000	Padlocks	2	90	-	-	-100,00	-100,00
	116 China	2	90	-	-	-100,00	-100,00
8301700000	Keys presented separately	-	-	17	133	-	-
	124 Malaysia	-	-	17	133	-	-
8303000000	Armoured/reinforced safes,strong-boxesand doors and safe deposit lockers	328	7.550	-	-	-100,00	-100,00
	514 Jerman	328	7.550	-	-	-100,00	-100,00
8311202010	Cored wire of alloy stell,cont by weight4,5% / carbon / chromium, in rolls	-	-	40.598	61.532	-	-
	116 China	-	-	40.598	61.532	-	-
8402111000	Watertube boiler with steam production> 45 t/ h with electrical operated	28.944	102.323	1.962.090	6.416.948	6.678,92	6.171,27
	124 Malaysia	28.944	102.323	1.962.090	6.416.948	6.678,92	6.171,27
8402121100	Watertube boilers elect. with a steam15 tons <= steam prod.< 45tons/hours	1.872.373	8.093.655	1.554.505	4.790.185	-16,98	-40,82
	116 China	212.565	417.000	-	-	-100,00	-100,00
	124 Malaysia	1.659.808	7.676.655	1.554.505	4.790.185	-6,34	-37,60

Lanjutan Tabel 2.6

KOMODITI HS 2012 / NEGARA ASAL	2012		2013		PERUBAHAN (%)	
	BERAT (KG)	NILAI (US\$)	BERAT (KG)	NILAI (US\$)	BERAT	NILAI
	(2)	(3)	(4)	(5)	(6)	(7)
8402121900 Watertube boilers electric with a steamprod < 15 tons /hours	-	-	1.004.814	3.997.750	-	-
124 Malaysia	-	-	952.440	3.632.000	-	-
133 India	-	-	52.374	365.750	-	-
8402901000 Part of boiler bodies or shells	9.949	74.459	8.500	35.421	-14,56	-52,43
124 Malaysia	9.949	74.459	8.500	35.421	-14,56	-52,43
8402909000 Oth than part of boiler bodies or shells	92.446	61.011	1.342.623	2.064.749	1.352,33	3.284,22
116 China	-	-	1.338.753	1.991.903	-	-
124 Malaysia	92.446	61.011	3.870	72.846	-95,81	19,40
8404101090 Economiser,super-heaters,gas revererswith boilers of heading 84.02	6.049	25.481	-	-	-100,00	-100,00
124 Malaysia	6.049	25.481	-	-	-100,00	-100,00
8404901100 Parts boiler bodies or shells of goods of subheading 8404.10.10 :	-	-	3.800	5.620	-	-
124 Malaysia	-	-	3.800	5.620	-	-
8404901900 Part oth than boiler bodies or shells of goods of subheading 8404.10.10 :	-	-	1.897.136	5.192.986	-	-
116 China	-	-	1.897.136	5.192.986	-	-
8406820000 Turbines oth than marine propulsion of an output not exceeding 40 MW	47.045	1.483.273	32.171	667.612	-31,62	-54,99
111 Jepang	-	-	9.120	170.612	-	-
124 Malaysia	47.045	1.483.273	16.051	327.000	-65,88	-77,95
411 Amerika Serikat	-	-	7.000	170.000	-	-
8409991900 Other engine of machinery of heading 8429 or 8430	2	95	-	-	-100,00	-100,00
434 Brazil	2	95	-	-	-100,00	-100,00
8412210000 Hydraulic power engines and motors with linear acting (cylinders)	12.098	165.447	6.525	115.000	-46,07	-30,49
122 Singapura	-	-	6.525	115.000	-	-
124 Malaysia	47	228	-	-	-100,00	-100,00
514 Jerman	12.051	165.219	-	-	-100,00	-100,00
8412290000 Hydraulic power engines and motors with other linear acting (cylinders)	260.904	2.317.072	-	-	-100,00	-100,00
122 Singapura	16.046	282.536	-	-	-100,00	-100,00
124 Malaysia	7.431	87.392	-	-	-100,00	-100,00
514 Jerman	237.427	1.947.144	-	-	-100,00	-100,00
8412390000 Pneumatic power engines and motors with other linear acting (cylinders)	1.520	1.487	-	-	-100,00	-100,00
122 Singapura	1.520	1.487	-	-	-100,00	-100,00
8412800000 Oth engines and motors	21.934	61.843	-	-	-100,00	-100,00
116 China	21.934	61.843	-	-	-100,00	-100,00
8412909000 oth parts of engines of subheading 841	22.310	183.006	-	-	-100,00	-100,00
514 Jerman	22.310	183.006	-	-	-100,00	-100,00

Lanjutan Tabel 2.6

KOMODITI HS 2012 / NEGARA ASAL	2012		2013		PERUBAHAN (%)	
	BERAT (KG)	NILAI (US\$)	BERAT (KG)	NILAI (US\$)	BERAT	NILAI
(1)	(2)	(3)	(4)	(5)	(6)	(7)
8413190000 OthPumps for dispens fuel/lubricants ofthe type used in fill station/in garage	125.216	528.754	-	-	-100,00	-100,00
124 Malaysia	125.216	528.754	-	-	-100,00	-100,00
8413201000 Water pump for hand pump,oth than those of subheading 8413.11 / 8413.19	17.326	73.313	-	-	-100,00	-100,00
124 Malaysia	17.326	73.313	-	-	-100,00	-100,00
8413209000 Oth Water pump for hand pump,oth than those of subheading 8413.11 / 8413.19	5.304	36.993	-	-	-100,00	-100,00
124 Malaysia	3.574	13.320	-	-	-100,00	-100,00
514 Jerman	1.730	23.673	-	-	-100,00	-100,00
8413309200 Other water pumps or fuel pumps of kindused for eng of mtr vhl head 8702-8704	32	1.520	-	-	-100,00	-100,00
511 Inggris	32	1.520	-	-	-100,00	-100,00
8413309900 Other Cooling medium pumps for internalcombustion piston engines	1.521	5.800	-	-	-100,00	-100,00
124 Malaysia	1.521	5.800	-	-	-100,00	-100,00
8413609000 Oth rotary positive displacementpumps, with flow rate > 13000 m/h	684	2.500	-	-	-100,00	-100,00
124 Malaysia	684	2.500	-	-	-100,00	-100,00
8413701900 Oth centrifugal pumps;single suctionhorizontal shaft water pumps	15.066	68.381	575	8.145	-96,18	-88,09
116 China	-	-	2	1.000	-	-
124 Malaysia	15.066	68.381	573	7.145	-96,20	-89,55
8413703900 Submersible water pumps with an inletdiameter => 200 mm	38.061	247.500	-	-	-100,00	-100,00
124 Malaysia	38.061	247.500	-	-	-100,00	-100,00
8413704120 Oth water pumps of flow rate<8000m/h ofwith diamtr>200 mm of not elctrly operat	-	-	2	1.000	-	-
116 China	-	-	2	1.000	-	-
8413811110 Water pump with flow rate <= 8000 m/hwith electrically operated	57.114	255.919	397	16.039	-99,30	-93,73
124 Malaysia	57.114	255.919	397	16.039	-99,30	-93,73
8413811120 Water pump with flow rate <= 8000 m/hwith not electrically operated	557	20.288	-	-	-100,00	-100,00
124 Malaysia	557	20.288	-	-	-100,00	-100,00

Lanjutan Tabel 2.6

KOMODITI HS 2012 / NEGARA ASAL	2012		2013		PERUBAHAN (%)	
					BERAT	NILAI
	BERAT (KG)	NILAI (US\$)	BERAT (KG)	NILAI (US\$)	BERAT	NILAI
(1)	(2)	(3)	(4)	(5)	(6)	(7)
8413811900 Water pump with flow rate >= 13000 m/h	118.182	482.172	261.826	890.293	121,54	84,64
116 China	12.585	35.711	61.594	97.200	389,42	172,19
124 Malaysia	105.597	446.461	200.232	793.093	89,62	77,64
8413911000 Part of pumps subheading 8413.20.10	1.314	30.165	-	-	-100,00	-100,00
514 Jerman	1.314	30.165	-	-	-100,00	-100,00
8413919000 Part of other pumps	5.394	62.014	3.312	103.600	-38,60	67,06
116 China	-	-	3.312	103.600	-	-
124 Malaysia	1.217	4.600	-	-	-100,00	-100,00
514 Jerman	4.177	57.414	-	-	-100,00	-100,00
8414100000 Vakum pumps	4.375	31.446	-	-	-100,00	-100,00
124 Malaysia	4.375	31.446	-	-	-100,00	-100,00
8414309000 Compr kind refgrt eqp oth with cap refr<21.10 kw or displacmnt perrevl=>220 cc	4.209	19.742	1.146	6.045	-72,77	-69,38
124 Malaysia	4.209	19.742	1.146	6.045	-72,77	-69,38
8414593000 Blower with capacity < 125 kw	21.959	137.229	-	-	-100,00	-100,00
124 Malaysia	21.959	137.229	-	-	-100,00	-100,00
8414594900 Oth fans of a capacity <125 kw with protective screen	5.072	26.831	-	-	-100,00	-100,00
124 Malaysia	5.072	26.831	-	-	-100,00	-100,00
8414599100 Fans floor with protective screen	8.177	82.612	2.517	11.959	-69,22	-85,52
124 Malaysia	8.177	82.612	2.517	11.959	-69,22	-85,52
8414599900 Oth fans floor with protective screen	71.551	409.238	2.808	13.399	-96,08	-96,73
124 Malaysia	71.551	409.238	2.808	13.399	-96,08	-96,73
8414801900 Hoods have max horizontal side>120 cm,no fitt with filter,not suit for ind use	10.419	39.000	-	-	-100,00	-100,00
124 Malaysia	10.419	39.000	-	-	-100,00	-100,00
8414804900 oth Gas compr modul for use in oil drill oth than those of subhd 841430 & 841440	13.617	302.040	-	-	-100,00	-100,00
116 China	4.495	12.870	-	-	-100,00	-100,00
124 Malaysia	9.122	289.170	-	-	-100,00	-100,00
8414809000 Hoods having maximum horizontalside > 120 cm for air pumps	152.149	613.422	1.210	5.761	-99,20	-99,06
116 China	8.989	25.360	-	-	-100,00	-100,00
124 Malaysia	143.160	588.062	1.210	5.761	-99,15	-99,02
8414901900 Oth parts of pumps or compressors for goods of subheading 8414.40	-	-	270	1.500	-	-
116 China	-	-	270	1.500	-	-
8414902900 Oth part of kind for fan suitable use in goods of heading 8415, 8418, 8509/8516	-	-	2.398	75.000	-	-
116 China	-	-	2.398	75.000	-	-

Lanjutan Tabel 2.6

KOMODITI HS 2012 / NEGARA ASAL		2012		2013		PERUBAHAN (%)	
		BERAT (KG)	NILAI (US\$)	BERAT (KG)	NILAI (US\$)	BERAT	NILAI
(1)		(2)	(3)	(4)	(5)	(6)	(7)
8415811200	Inc.refri,revers heat pump,use in aircraft op ut>21.10kw,air flow>67.96m3/m	573	13.136	-	-	-100,00	-100,00
411	Amerika Serikat	573	13.136	-	-	-100,00	-100,00
8419199000	Instant water heaters oth than gas ,not for household type, non electric	135.500	550.629	-	-	-100,00	-100,00
124	Malaysia	135.500	550.629	-	-	-100,00	-100,00
8419391900	Other dryers machine electrically operated	212.153	919.075	3.775	17.960	-98,22	-98,05
124	Malaysia	212.153	919.075	3.775	17.960	-98,22	-98,05
8419401000	Distilling/rectifying plant electrically operated	13.175	133.338	-	-	-100,00	-100,00
124	Malaysia	13.175	133.338	-	-	-100,00	-100,00
8419501000	Heat exchange units for Cooling towers	44.200	176.095	-	-	-100,00	-100,00
124	Malaysia	44.200	176.095	-	-	-100,00	-100,00
8419509010	Condensers for air conditionersfor motor vehicles	1.072	24.109	-	-	-100,00	-100,00
121	Thailand	1.072	24.109	-	-	-100,00	-100,00
8419509020	Oth condensers for air conditioners	19.456	331.391	-	-	-100,00	-100,00
124	Malaysia	19.108	303.190	-	-	-100,00	-100,00
514	Jerman	348	28.201	-	-	-100,00	-100,00
8419509040	Oth condensers not electrically operated	3.753	85.387	-	-	-100,00	-100,00
121	Thailand	3.753	85.387	-	-	-100,00	-100,00
8419602000	Machinery for liquefying air or othgases not electrically operated	2.587	58.694	-	-	-100,00	-100,00
121	Thailand	2.587	58.694	-	-	-100,00	-100,00
8419891300	Machinery by a proces involving heat for manufacture of PCB/PWB's/PCA's elect op	-	-	158.679	628.509	-	-
124	Malaysia	-	-	158.679	628.509	-	-
8419891900	Oth mach for making hot drinks/for cooking/heating food,electricall operate	1.824.201	9.045.060	490.836	2.818.291	-73,09	-68,84
116	China	253.315	716.095	-	-	-100,00	-100,00
122	Singapura	23.851	633.069	-	-	-100,00	-100,00
124	Malaysia	1.547.035	7.695.896	490.836	2.818.291	-68,27	-63,38

Lanjutan Tabel 2.6

KOMODITI HS 2012 / NEGARA ASAL		2012		2013		PERUBAHAN (%)	
		BERAT (KG)	NILAI (US\$)	BERAT (KG)	NILAI (US\$)	BERAT	NILAI
(1)	(1)	(2)	(3)	(4)	(5)	(6)	(7)
8419901900	Parts, oth machine electrically operated	13.475	63.316	186	5.800	-98,62	-90,84
116	China	12.225	34.640	186	5.800	-98,48	-83,26
514	Jerman	1.250	28.676	-	-	-100,00	-100,00
8419902100	Part machine,non-electric op,for treatby proces involve heat ,household type	223	5.116	-	-	-100,00	-100,00
514	Jerman	223	5.116	-	-	-100,00	-100,00
8419902900	Part machine,non-electric op,for treatby proces involve heat ,not household ty	183	6.564	532	11.188	190,71	70,44
124	Malaysia	183	6.564	532	11.188	190,71	70,44
8421211900	Oth filtering/purifiying water machin& app of a capacity <= 500 l/h	18.356	65.117	-	-	-100,00	-100,00
124	Malaysia	18.356	65.117	-	-	-100,00	-100,00
8421212200	Filtering/purifiying water machine & app,electrically operated of a cap> 500 l/h	25.817	119.680	-	-	-100,00	-100,00
124	Malaysia	25.817	119.680	-	-	-100,00	-100,00
8421212300	Filtering/purifiying water machine & app,non electric operated of a cap> 500 l/h	7.342	31.750	-	-	-100,00	-100,00
124	Malaysia	7.342	31.750	-	-	-100,00	-100,00
8421231100	Oil filters for internal combustionengines machinery pos 8429 or 8430	24	2.305	-	-	-100,00	-100,00
565	Malta	24	2.305	-	-	-100,00	-100,00
8421299000	Oth filtering machinery & apparatus forliquids not electrically operated	209.524	1.422.353	13.330	331.760	-93,64	-76,68
116	China	54.834	155.291	-	-	-100,00	-100,00
124	Malaysia	154.690	1.267.062	1.598	6.275	-98,97	-99,50
514	Jerman	-	-	11.732	325.485	-	-
8421399000	Filtering machines&apparatus for gases	5.559	88.815	-	-	-100,00	-100,00
121	Thailand	3.073	69.708	-	-	-100,00	-100,00
124	Malaysia	2.486	19.107	-	-	-100,00	-100,00
8421999900	Oth parts of goods of subheading8421.21.11/8421.21.21	7	328	143	2.039	1.942,86	521,65
116	China	-	-	39	1.200	-	-
124	Malaysia	-	-	104	839	-	-
411	Amerika Serikat	7	328	-	-	-100,00	-100,00
8423812000	Oth weighing machinery,max capacity<=30 kg, not electrically operated	20.838	77.400	-	-	-100,00	-100,00
124	Malaysia	20.838	77.400	-	-	-100,00	-100,00
8423891000	Oth weigh mach,oth.capacity > 5 000kg,electrically operated	2.666	9.389	7.847	37.074	194,34	294,87
124	Malaysia	2.666	9.389	7.847	37.074	194,34	294,87

Lanjutan Tabel 2.6

KOMODITI HS 2012 / NEGARA ASAL		2012		2013		PERUBAHAN (%)	
		BERAT (KG)	NILAI (US\$)	BERAT (KG)	NILAI (US\$)	BERAT	NILAI
(1)		(2)	(3)	(4)	(5)	(6)	(7)
8424300000	Steam/sand blasting machines&similar jet projecting machines, electrical operate	9.344	40.256	-	-	-100,00	-100,00
124	Malaysia	9.344	40.256	-	-	-100,00	-100,00
8424811000	Oth spraying liquid machine for agricul/hortikultural, drip irrigation systems	4.944	19.749	-	-	-100,00	-100,00
124	Malaysia	4.944	19.749	-	-	-100,00	-100,00
8425110000	Pulley tackle & hoists oth than skip for raising vehicles, by electric motor	-	-	27.496	69.648	-	-
116	China	-	-	27.496	69.648	-	-
8425190000	Pulley tackle & hoists oth than skip for raising vehciles, not electric motor	-	-	4.877	7.294	-	-
116	China	-	-	4.877	7.294	-	-
8425390000	Oth winches;capstans,oth than powered by oth electric motor	41.634	266.891	-	-	-100,00	-100,00
116	China	13.843	39.001	-	-	-100,00	-100,00
514	Jerman	27.791	227.890	-	-	-100,00	-100,00
8426192000	Bridge cranes	-	-	57.661	145.962	-	-
116	China	-	-	57.661	145.962	-	-
8426193000	Gantry cranes	-	-	8.542	21.422	-	-
116	China	-	-	8.542	21.422	-	-
8426199000	Other transporter cranes	752	14.505	116.958	204.550	15.452,93	1.310,20
116	China	-	-	116.958	204.550	-	-
124	Malaysia	752	14.505	-	-	-100,00	-100,00
8426410000	Other Mobile lifting frames, self propelled, on tyres	-	-	400.853	643.320	-	-
116	China	-	-	400.853	643.320	-	-
8426490000	Other Mobile lifting frames, self propelled,oth than on tyres	278.406	3.832.500	5.339	13.181	-98,08	-99,66
116	China	-	-	5.339	13.181	-	-
514	Jerman	278.406	3.832.500	-	-	-100,00	-100,00
8426990000	Other derricks machine designed formounting oth than on road vehicles	211	3.189	-	-	-100,00	-100,00
514	Jerman	211	3.189	-	-	-100,00	-100,00
8428329000	Oth continuous act elevators &conveyorsof bucket type,not used for agri type	2.014.606	8.239.278	58.781	370.268	-97,08	-95,51
116	China	56.156	89.562	-	-	-100,00	-100,00
124	Malaysia	1.958.450	8.149.716	58.781	370.268	-97,00	-95,46

Lanjutan Tabel 2.6

KOMODITI HS 2012 / NEGARA ASAL		2012		2013		PERUBAHAN (%)	
		BERAT (KG)	NILAI (US\$)	BERAT (KG)	NILAI (US\$)	BERAT	NILAI
(1)	(1)	(2)	(3)	(4)	(5)	(6)	(7)
8428399000	Oth continuous-action elevators&conveyor, for goods/materials	754.054	2.496.163	5.731	57.270	-99,24	-97,71
116	China	424.647	1.200.900	-	-	-100,00	-100,00
124	Malaysia	329.406	1.295.109	5.731	57.270	-98,26	-95,58
514	Jerman	1	154	-	-	-100,00	-100,00
8428909000	Other machine for lifting, handling, loading/unloading	196.503	555.682	521	16.300	-99,73	-97,07
116	China	196.503	555.682	521	16.300	-99,73	-97,07
8429190000	Bulldozer & angledozers other than track laying	203	3.921	-	-	-100,00	-100,00
124	Malaysia	203	3.921	-	-	-100,00	-100,00
8429510000	Front-end shovel loaders	-	-	59.679	94.232	-	-
116	China	-	-	59.679	94.232	-	-
8430500000	Oth moving,grading,levelling,scrapingmachinery, self-propelled	-	-	3.413	5.409	-	-
116	China	-	-	3.413	5.409	-	-
8430690000	Oth machinery of hedaing 84.30 not self-propelled	-	-	1.082	1.710	-	-
116	China	-	-	1.082	1.710	-	-
8431399000	Part of other lifting,handling/loadingmachine	1.710.854	8.554.447	-	-	-100,00	-100,00
122	Singapura	1.559.071	7.128.636	-	-	-100,00	-100,00
514	Jerman	151.783	1.425.811	-	-	-100,00	-100,00
8431491000	Parts of machinery of heading 84.26 oththan Buckets, shovels, grabs and grips	1.208	27.695	-	-	-100,00	-100,00
514	Jerman	1.208	27.695	-	-	-100,00	-100,00
8431499000	Oth parts suitable use of machinery of heading 84.30	39.956	427.116	5.755	180.000	-85,60	-57,86
116	China	-	-	5.755	180.000	-	-
122	Singapura	9.116	8.922	-	-	-100,00	-100,00
411	Amerika Serikat	35	1.674	-	-	-100,00	-100,00
514	Jerman	30.805	416.520	-	-	-100,00	-100,00
8432909000	Parts oth machinery for soil preparation/cultivation	-	-	406	3.591	-	-
124	Malaysia	-	-	406	3.591	-	-
8433520000	Other threshing machinery	95.768	343.374	204.920	547.464	113,98	59,44
124	Malaysia	95.768	343.374	204.920	547.464	113,98	59,44

Lanjutan Tabel 2.6

KOMODITI HS 2012 / NEGARA ASAL		2012		2013		PERUBAHAN (%)	
		BERAT (KG)	NILAI (US\$)	BERAT (KG)	NILAI (US\$)	BERAT	NILAI
(1)		(2)	(3)	(4)	(5)	(6)	(7)
8435101000	Presses,crushers & manufacture of wine,cider,fruit juices,electric operated	194.280	937.672	305.868	2.170.813	57,44	131,51
124	Malaysia	193.600	920.000	305.868	2.170.813	57,99	135,96
514	Jerman	680	17.672	-	-	-100,00	-100,00
8435901000	Parts of presses,crushers & manufacture of wine,cider,fruit juices,electr opera	3.859	9.236	8.968	42.536	132,39	360,55
124	Malaysia	3.859	9.236	8.968	42.536	132,39	360,55
8436801100	Other agric or horticultural machine,electric operated, inc Germination plant	9.285	47.250	-	-	-100,00	-100,00
124	Malaysia	9.285	47.250	-	-	-100,00	-100,00
8436801900	Other machine, electric operated for poultry include bee keeping	-	-	3.615	33.010	-	-
124	Malaysia	-	-	3.615	33.010	-	-
8436992900	Parts of other poultry/bee-keepingmachine, not electric operated	-	-	4.266	30.668	-	-
124	Malaysia	-	-	4.266	30.668	-	-
8437103000	Machine for clean,sorting/grading seed ,grain dried leguminous vegetables,electr	15.073	76.650	-	-	-100,00	-100,00
124	Malaysia	15.073	76.650	-	-	-100,00	-100,00
8459691000	Other milling machines, electricallyoperated	16.729	88.660	-	-	-100,00	-100,00
124	Malaysia	16.729	88.660	-	-	-100,00	-100,00
8460391000	Oth sharpening (tool/cutter grinding)machines, electrically operated	25.612	69.800	-	-	-100,00	-100,00
124	Malaysia	25.612	69.800	-	-	-100,00	-100,00
8464201000	Grinding/polishing machines,electrically operated	75.850	117.185	-	-	-100,00	-100,00
116	China	75.850	117.185	-	-	-100,00	-100,00
8466939000	Parts&aces suitable for mach of otherheadings 84.56 to 84.61	-	-	6.656	58.950	-	-
124	Malaysia	-	-	6.656	58.950	-	-
8467190000	Tool for working in the hand,pneumatic,in other type	650	704	-	-	-100,00	-100,00
124	Malaysia	650	704	-	-	-100,00	-100,00
8468800000	Other machinery and apparatus	128	420	-	-	-100,00	-100,00
124	Malaysia	128	420	-	-	-100,00	-100,00
8471604000	X-y coordinate input devices,includingmouse,light pens,joystick,track balls	1	94	-	-	-100,00	-100,00
514	Jerman	1	94	-	-	-100,00	-100,00
8472903000	Other office machines,electrically operated	5	1.308	-	-	-100,00	-100,00
124	Malaysia	5	1.308	-	-	-100,00	-100,00
8474101000	Sorting,screening,separating/washingmachines, electrically operated	258.443	869.311	10.516	15.680	-95,93	-98,20
116	China	-	-	9.016	8.458	-	-
124	Malaysia	258.369	867.631	1.500	7.222	-99,42	-99,17
514	Jerman	74	1.680	-	-	-100,00	-100,00

Lanjutan Tabel 2.6

KOMODITI HS 2012 / NEGARA ASAL		2012		2013		PERUBAHAN (%)	
		BERAT (KG)	NILAI (US\$)	BERAT (KG)	NILAI (US\$)	BERAT	NILAI
(1)	(1)	(2)	(3)	(4)	(5)	(6)	(7)
8474102000	Sorting,screening,separating/washingmachines, not electrically operated	5.628	21.000	-	-	-100,00	-100,00
124	Malaysia	5.628	21.000	-	-	-100,00	-100,00
8474201900	Crushing/grinding mach for earth,oresoth mineral substances,elect operated	75.312	265.986	174.059	699.675	131,12	163,05
124	Malaysia	75.312	265.986	174.059	699.675	131,12	163,05
8474311000	Concrete/mortar mixers, electricallyoperated	33.800	110.190	32.628	51.478	-3,47	-53,28
116	China	33.800	110.190	32.628	51.478	-3,47	-53,28
8474391000	Other mixing/kneading machineselectrically operated	280	7.705	4.328	6.805	1.445,71	-11,68
116	China	-	-	4.328	6.805	-	-
124	Malaysia	280	7.705	-	-	-100,00	-100,00
8474801000	Mach for agglomerating,shaping/mauld solid mineral fuels,electric operated	20.896	566.970	-	-	-100,00	-100,00
124	Malaysia	20.896	566.970	-	-	-100,00	-100,00
8474901000	Parts of mach for sort,creen,separate,wash,crush,grinding&mixing,elect oprtd	548	7.311	-	-	-100,00	-100,00
514	Jerman	548	7.311	-	-	-100,00	-100,00
8479101000	Machinery for public works,building/the like electrically operated	7.720	35.090	-	-	-100,00	-100,00
124	Malaysia	7.720	35.090	-	-	-100,00	-100,00
8479201000	Mach for the extract/preparation of animal/fix vegetabl fat/oil, elect oprtd	5.117.173	19.065.854	3.186.052	10.099.760	-37,74	-47,03
116	China	270.932	766.217	2.554.016	4.800.000	842,68	526,45
124	Malaysia	4.846.241	18.299.637	632.036	5.299.760	-86,96	-71,04
8479202000	Mach for the extract/preparation of animal/fix vegetabl fat/oil,not electrically	22.040	82.632	-	-	-100,00	-100,00
124	Malaysia	22.040	82.632	-	-	-100,00	-100,00
8479821000	Mixing,kneading,crush,grind,screen,sift,homogenis,& emulsift/stirr machelectrica	360.316	1.783.250	104.918	890.584	-70,88	-50,06
116	China	87.195	246.650	-	-	-100,00	-100,00
122	Singapura	4.800	213.514	4.800	213.513	0,00	0,00
124	Malaysia	268.321	1.323.086	100.118	677.071	-62,69	-48,83
8479892000	Machinery for assembling CPU	687	2.250	-	-	-100,00	-100,00
124	Malaysia	687	2.250	-	-	-100,00	-100,00
8479893000	Oth mach for assembling CPU daughterboard in plastic case/housing,elect oprt	73.314	503.652	-	-	-100,00	-100,00
124	Malaysia	72.091	486.952	-	-	-100,00	-100,00
514	Jerman	1.223	16.700	-	-	-100,00	-100,00
8479894000	Oth mach for assembling CPU daughterboard in plastic case/housing,not electr	8.137	30.470	-	-	-100,00	-100,00
124	Malaysia	8.137	30.470	-	-	-100,00	-100,00
8479902000	Part of goods Oth mach for assemblingCPU daughter plastic case/housing board	985	17.256	-	-	-100,00	-100,00
411	Amerika Serikat	394	9.078	-	-	-100,00	-100,00
514	Jerman	591	8.178	-	-	-100,00	-100,00

Lanjutan Tabel 2.6

KOMODITI HS 2012 / NEGARA ASAL	2012		2013		PERUBAHAN (%)		
	BERAT (KG) NILAI (US\$)		BERAT (KG) NILAI (US\$)		BERAT	NILAI	
	(1)	(2)	(3)	(4)	(5)	(6)	(7)
8479903000 Part of oth electrically operated machine		376.450	1.791.610	140.766	738.488	-62,61	-58,78
116 China		68.137	192.437	-	-	-100,00	-100,00
122 Singapura		-	-	18.242	419.999	-	-
124 Malaysia		304.370	1.566.673	122.524	318.489	-59,75	-79,67
514 Jerman		3.943	32.500	-	-	-100,00	-100,00
8479904000 Part of nonelectrically operated machinery		2.500	1.000	-	-	-100,00	-100,00
124 Malaysia		2.500	1.000	-	-	-100,00	-100,00
8481101900 Pres-reduce valve, iron/steel, automatic operate, 5 cm ? internal diamtr <40cm		128.804	518.600	-	-	-100,00	-100,00
124 Malaysia		128.804	518.600	-	-	-100,00	-100,00
8481301000 Check (nonreturn) valve of swing check-valve type, 40 cm ? inlets intl dia < 60cm		776	14.485	-	-	-100,00	-100,00
124 Malaysia		266	2.785	-	-	-100,00	-100,00
514 Jerman		510	11.700	-	-	-100,00	-100,00
8481309000 Other check (nonreturn) valves		505	2.897	-	-	-100,00	-100,00
124 Malaysia		505	2.897	-	-	-100,00	-100,00
8481401000 Safety/relief valves of copper/copper alloy < 2.5cm		1.877	43.072	-	-	-100,00	-100,00
514 Jerman		1.877	43.072	-	-	-100,00	-100,00
8481409000 Oth safety/relief valves		904	5.147	-	-	-100,00	-100,00
124 Malaysia		904	5.147	-	-	-100,00	-100,00
8481807200 Other ball valves		2.681	17.097	-	-	-100,00	-100,00
124 Malaysia		2.681	17.097	-	-	-100,00	-100,00
8481807300 Gate valve, manual operate, of iron/steel, 5cm ? inlet/outlet internal diamt < 40 cm		2.456	22.762	-	-	-100,00	-100,00
124 Malaysia		2.456	22.762	-	-	-100,00	-100,00
8481809900 Other Fuel cut-off for vehicle		50.996	237.659	42.983	204.215	-15,71	-14,07
124 Malaysia		50.996	237.659	42.983	204.215	-15,71	-14,07
8481909000 Others parts for taps, cocks, valves and similar appliances		2.780	15.791	-	-	-100,00	-100,00
124 Malaysia		2.780	15.791	-	-	-100,00	-100,00
8482500000 Oth cylindrical roller bearings		448	10.300	-	-	-100,00	-100,00
411 Amerika Serikat		448	10.300	-	-	-100,00	-100,00
8482800000 Oth, includ. combined ball/roller bearings		-	-	41	375	-	-
124 Malaysia		-	-	41	375	-	-
8483109000 Other transmission shafts		70	2.473	7.389	21.739	10.455,71	779,05
124 Malaysia		19	50	7.389	21.739	38.789,47	43.378,00
411 Amerika Serikat		51	2.423	-	-	-100,00	-100,00

Lanjutan Tabel 2.6

KOMODITI HS 2012 / NEGARA ASAL	2012		2013		PERUBAHAN (%)	
	BERAT (KG)	NILAI (US\$)	BERAT (KG)	NILAI (US\$)	BERAT	NILAI
(1)	(2)	(3)	(4)	(5)	(6)	(7)
8483202000 Bearing housing incorp. ball or rollerbearings for mach.of buldozer or grading	169	2.534	-	-	-100,00	-100,00
514 Jerman	169	2.534	-	-	-100,00	-100,00
8483402000 Gear&gearing oth than toothed wheels,for marine vessels	11.156	91.591	-	-	-100,00	-100,00
514 Jerman	11.156	91.591	-	-	-100,00	-100,00
8483409000 Gear&gearing oth than toothed wheels,for oth mar.vsl/mach of moving grading	560.680	4.660.996	20.707	200.590	-96,31	-95,70
124 Malaysia	92.862	735.518	20.707	200.590	-77,70	-72,73
514 Jerman	467.818	3.925.478	-	-	-100,00	-100,00
8483500000 Flywheels&pulleys,including pulley block	46.472	216.630	-	-	-100,00	-100,00
116 China	6.000	6.486	-	-	-100,00	-100,00
122 Singapura	40.472	210.144	-	-	-100,00	-100,00
8483600000 Clutches & shaft couplings(including universal joints)	553	10.453	3.582	31.381	547,74	200,21
124 Malaysia	553	10.453	3.582	31.381	547,74	200,21
8483901900 Oth. parts of goods of trans. shafts	586	7.401	-	-	-100,00	-100,00
124 Malaysia	38	97	-	-	-100,00	-100,00
514 Jerman	548	7.304	-	-	-100,00	-100,00
8483909900 Oth toothed wheels, chain sproccated	356	4.197	-	-	-100,00	-100,00
124 Malaysia	356	4.197	-	-	-100,00	-100,00

Lanjutan Tabel 2.6

KOMODITI HS 2012 / NEGARA ASAL	2012		2013		PERUBAHAN (%)	
	BERAT (KG)	NILAI (US\$)	BERAT (KG)	NILAI (US\$)	BERAT	NILAI
	(1)	(2)	(3)	(4)	(5)	(6)
8484100000 Gaskets&similar joint metal sheetingcombined with oth material/2 more layers	4	39	-	-	-100,00	-100,00
111 Jepang	1	4	-	-	-100,00	-100,00
411 Amerika Serikat	2	33	-	-	-100,00	-100,00
434 Brazil	1	2	-	-	-100,00	-100,00
8484200000 Mechanical seal	-	-	107	967	-	-
124 Malaysia	-	-	107	967	-	-
8487900000 Oth mach. parts, not cont. electric con-nector,insulator,coil, oth elec.features	744	14.748	-	-	-100,00	-100,00
514 Jerman	744	14.748	-	-	-100,00	-100,00
8501109900 Others spindle (AC/DC) motors	9.521	33.571	15.180	60.992	59,44	81,68
124 Malaysia	9.521	33.571	15.180	60.992	59,44	81,68
8501202900 Other universal (AC/DC) motors ofan output > 1 kw	-	-	127	674	-	-
124 Malaysia	-	-	127	674	-	-
8501330000 Motor dc, Generator dc75 kw < an output ? 375 kw	4.808	39.204	-	-	-100,00	-100,00
514 Jerman	4.808	39.204	-	-	-100,00	-100,00
8501521900 Other motor ac, multi-phase of750 w < an output ? 1 kw	-	-	30	642	-	-
124 Malaysia	-	-	30	642	-	-
8501522900 Other motor ac, multi-phase of1 kw < an output ? 37.5 kw	2.501	8.655	-	-	-100,00	-100,00
122 Singapura	2.501	8.655	-	-	-100,00	-100,00
8501523900 Other motor ac, multi-phase of an output > 37.5 kw	-	-	2.294	23.180	-	-
124 Malaysia	-	-	2.294	23.180	-	-
8501530000 Motor ac of an output > 75 kw	89.047	730.692	-	-	-100,00	-100,00
514 Jerman	89.047	730.692	-	-	-100,00	-100,00
8501640000 Generator ac of an output > 750 kva	-	-	8.155	176.276	-	-
124 Malaysia	-	-	4.655	91.276	-	-
513 Perancis	-	-	3.500	85.000	-	-
8502131000 Electric generating sets & rotary conv.of an output > 12500 kva	-	-	114.780	181.315	-	-
116 China	-	-	114.780	181.315	-	-
8502139000 Oth. elect generating sets&rotary conv.of an output > 12500 kva	11.500	179.844	-	-	-100,00	-100,00
124 Malaysia	11.500	179.844	-	-	-100,00	-100,00
8502203000 Generat sets with spark-ignition interncombst pist 100 kva < output ? 10000 kva	250.817	2.320.485	-	-	-100,00	-100,00
124 Malaysia	201.504	1.152.073	-	-	-100,00	-100,00
515 Austria	49.313	1.168.412	-	-	-100,00	-100,00

Lanjutan Tabel 2.6

KOMODITI HS 2012 / NEGARA ASAL		2012		2013		PERUBAHAN (%)	
		BERAT (KG)	NILAI (US\$)	BERAT (KG)	NILAI (US\$)	BERAT	NILAI
(1)		(2)	(3)	(4)	(5)	(6)	(7)
8504211000	Step-voltage regulators;instrument transformer with a power handl capacity 5 kva	1.391	31.863	-	-	-100,00	-100,00
514	Jerman	1.391	31.863	-	-	-100,00	-100,00
8504312200	Oth ring current transformers	-	-	33.349	50.600	-	-
116	China	-	-	33.349	50.600	-	-
8504401100	Uninterrupted power supplies (ups)	-	-	1	330	-	-
521	Denmark	-	-	1	330	-	-
8504401900	Other uninterrupter power supplies	126	1.252	-	-	-100,00	-100,00
514	Jerman	126	1.252	-	-	-100,00	-100,00
8505900000	Other electro magnetic including parts	1.603	21.837	-	-	-100,00	-100,00
514	Jerman	1.603	21.837	-	-	-100,00	-100,00
8514309000	Other furnaces and ovens	-	-	250	331	-	-
116	China	-	-	250	331	-	-
8515290000	Mach and app for resistance welding of metal, non-automatic	224	1.080	-	-	-100,00	-100,00
124	Malaysia	224	1.080	-	-	-100,00	-100,00
8515809000	Oth electric mach & app for hot spraying of metals/sintered metal carbides	-	-	22.276	33.828	-	-
116	China	-	-	22.276	33.828	-	-
8517701000	Parts of control and adaptor unitsincluding gateways, bridges, routers	1.819	14.003	-	-	-100,00	-100,00
514	Jerman	1.819	14.003	-	-	-100,00	-100,00
8525801000	Web cameras	515	11.804	-	-	-100,00	-100,00
514	Jerman	515	11.804	-	-	-100,00	-100,00
8525805090	Other digital cameras	5.578	45.568	-	-	-100,00	-100,00
514	Jerman	5.578	45.568	-	-	-100,00	-100,00
8526109000	Other radar apparatus	11.924	97.500	-	-	-100,00	-100,00
514	Jerman	11.924	97.500	-	-	-100,00	-100,00
8528591000	Other monitor, colour	3.383	77.672	-	-	-100,00	-100,00
514	Jerman	3.383	77.672	-	-	-100,00	-100,00
8529102100	Parabolic aerial reflector dishes for TVreception	326	7.470	-	-	-100,00	-100,00
514	Jerman	326	7.470	-	-	-100,00	-100,00
8529102900	Oth parabolic aerial reflector dish forTV reception	2	378	-	-	-100,00	-100,00
514	Jerman	2	378	-	-	-100,00	-100,00
8529109200	Oth aeriels&aeriels reflector,used withtransmission app. for radio-broadcast/TV	1.688	23.776	-	-	-100,00	-100,00
514	Jerman	1.688	23.776	-	-	-100,00	-100,00

Lanjutan Tabel 2.6

KOMODITI HS 2012 / NEGARA ASAL	2012		2013		PERUBAHAN (%)	
	BERAT (KG)	NILAI (US\$)	BERAT (KG)	NILAI (US\$)	BERAT	NILAI
	(1)	(2)	(3)	(4)	(5)	(6)
8529902000 Part of decoder for use w/ transmission,radar&reception app. ,monitor&projector	989	22.690	-	-	-100,00	-100,00
411 Amerika Serikat	519	11.916	-	-	-100,00	-100,00
514 Jerman	470	10.774	-	-	-100,00	-100,00
8529905900 Oth printed circuit board; assembled,for other goods	2.807	24.447	-	-	-100,00	-100,00
514 Jerman	2.807	24.447	-	-	-100,00	-100,00
8530800000 Equipment for roads,inland waterways,parking facility,port install./airfields	338	4.840	-	-	-100,00	-100,00
514 Jerman	338	4.840	-	-	-100,00	-100,00
8535100000 Fuses, for a voltage > 1000V	-	-	510	5.144	-	-
124 Malaysia	-	-	510	5.144	-	-
8535400000 Lightning arresters,voltage limiters andsurge suppressors	21.484	143.025	-	-	-100,00	-100,00
124 Malaysia	21.484	143.025	-	-	-100,00	-100,00
8535909000 Oth bushing and tap changer assembl. for electricity distrib/power transformers	1.984	27.579	-	-	-100,00	-100,00
514 Jerman	1.984	27.579	-	-	-100,00	-100,00
8536499000 Other relays,voltage > 60V	-	-	1	35	-	-
517 Swiss	-	-	1	35	-	-
8536502000 Over-current and residual-currentautomatic switches	1.938	44.464	-	-	-100,00	-100,00
514 Jerman	1.938	44.464	-	-	-100,00	-100,00
8536505900 Electronic AC switch,voltage<=1000V,for a current >= 16A	84	1.345	-	-	-100,00	-100,00
514 Jerman	84	1.345	-	-	-100,00	-100,00
8536509900 Oth make&break switch,>500V	6.117	84.145	-	-	-100,00	-100,00
514 Jerman	6.117	84.145	-	-	-100,00	-100,00
8536901200 Connection&contact elements for wires&cables;wafer probers;current < 16A	96	2.207	-	-	-100,00	-100,00
411 Amerika Serikat	96	2.207	-	-	-100,00	-100,00
8536901900 Connection&contact elements for wires&cables;wafer probers;current >= 16A	5.030	65.410	-	-	-100,00	-100,00
514 Jerman	5.030	65.410	-	-	-100,00	-100,00
8536903900 Cable connector,connector/adaptor forco-axial cable,commutator,current>=16A	2	26	-	-	-100,00	-100,00
411 Amerika Serikat	2	26	-	-	-100,00	-100,00
8536909900 Oth cable connector,for a current >= 16A	798	9.387	-	-	-100,00	-100,00
124 Malaysia	798	9.387	-	-	-100,00	-100,00
8537101100 Control panel use in distributed controlsystem;voltage<1000V	606.414	2.289.757	-	-	-100,00	-100,00
124 Malaysia	606.414	2.289.757	-	-	-100,00	-100,00
8537101300 Control panel for AC,refrig.,wash. mach.,vacuum cleaner,mixer,water heater	84	1.290	-	-	-100,00	-100,00
514 Jerman	84	1.290	-	-	-100,00	-100,00

Lanjutan Tabel 2.6

8537101900	Other control panel	5.719	20.968	-	-	-100,00	-100,00
124	Malaysia	5.719	20.968	-	-	-100,00	-100,00
8537103000	Programmable logic controllers for auto-mach for trans. for semiconductor device	192	1.662	-	-	-100,00	-100,00
514	Jerman	192	1.662	-	-	-100,00	-100,00
8537109100	Switchboard used in radio equipmentor electric fans	5.324	20.000	-	-	-100,00	-100,00
124	Malaysia	5.324	20.000	-	-	-100,00	-100,00
8537109900	Switchboard use for other prposes	10.382	122.088	-	-	-100,00	-100,00
124	Malaysia	10.382	122.088	-	-	-100,00	-100,00
8537201900	Switchboards incorp. elect instrum forbreak,connect/protect elect circ<=66 KV	71.476	253.921	227.582	833.355	218,40	228,19
124	Malaysia	71.476	253.921	227.582	833.355	218,40	228,19
8537202900	Control panels incorp. elect instrum forbreak,connect/protect elect circ<=66 KV	28.508	115.630	-	-	-100,00	-100,00
124	Malaysia	28.508	115.630	-	-	-100,00	-100,00
8537209000	Oth board for elect. control for voltage> 1000 volt	18.009	181.784	412.439	1.043.588	2.190,18	474,08
116	China	-	-	412.439	1.043.588	-	-
124	Malaysia	18.009	181.784	-	-	-100,00	-100,00
8538101900	Oth part of programable logic controllerused in other equipment, <=1000V	15.986	188.000	-	-	-100,00	-100,00
124	Malaysia	15.986	188.000	-	-	-100,00	-100,00
8539292000	Other filament lamps, exd UV/infraredlamps,for motor vehicles	2	65	-	-	-100,00	-100,00
411	Amerika Serikat	2	65	-	-	-100,00	-100,00
8543701000	Electric fence energisers	456	10.500	-	-	-100,00	-100,00
514	Jerman	456	10.500	-	-	-100,00	-100,00
8543709000	Oth electrical machines & apparatus,having individual fuctions	64.267	484.032	-	-	-100,00	-100,00
514	Jerman	64.267	484.032	-	-	-100,00	-100,00
8544201900	Co-axial cable/elec;fitted w/ connector;<=66.000V;insulate not w/ rubber/plastic	-	-	11.468	17.474	-	-
116	China	-	-	11.468	17.474	-	-
8544202100	Co-axial cable/elec;unfitted w/ conecotr;<=66.000V;insulated w/ rubber/plastic	134.677	839.314	48.038	234.994	-64,33	-72,00
124	Malaysia	134.677	839.314	48.038	234.994	-64,33	-72,00
8544202900	Co-axial cable/elec;unfitted w/ conecotr;<=66.000V;insulate not w/ rubber/plastic	47.611	206.164	26.635	42.021	-44,06	-79,62
116	China	-	-	26.635	42.021	-	-
124	Malaysia	47.611	206.164	-	-	-100,00	-100,00
8544429990	Oth elect conductor,fitted w/ connector,used for telecommunication,<= 1000V	576	5.258	-	-	-100,00	-100,00
124	Malaysia	95	458	-	-	-100,00	-100,00
514	Jerman	481	4.800	-	-	-100,00	-100,00

Lanjutan Tabel 2.6

KOMODITI HS 2012 / NEGARA ASAL	2012		2013		PERUBAHAN (%)	
	BERAT (KG)	NILAI (US\$)	BERAT (KG)	NILAI (US\$)	BERAT	NILAI
(1)	(2)	(3)	(4)	(5)	(6)	(7)
8544494900 Oth elect cconnector,fit w/ connector,>80V&<=1000V,no for com,insulate w/o plastic	96	1.108	-	-	-100,00	-100,00
514 Jerman	96	1.108	-	-	-100,00	-100,00
8546900000 Oth elect insulators not of glass and of ceramics	92	4.446	-	-	-100,00	-100,00
411 Amerika Serikat	92	4.446	-	-	-100,00	-100,00
8547909000 Oth insulating fittings for elect mach,appliances/equipment, being fittings	-	-	1.230	10.888	-	-
124 Malaysia	-	-	1.230	10.888	-	-
8548901000 Image sensors contact type copmrising aphoto-conductive sensor element	100	2.296	-	-	-100,00	-100,00
514 Jerman	100	2.296	-	-	-100,00	-100,00
8705400000 Concrete-mixer lorries	-	-	85.066	134.370	-	-
116 China	-	-	85.066	134.370	-	-
8708924000 Silencers (mufflers),exhaust pipe;partsfor vhcls>= 10 persons/tansport of goods	10	479	-	-	-100,00	-100,00
411 Amerika Serikat	10	479	-	-	-100,00	-100,00
8708937000 Clutches and parts thereof for vehicletransport of goods/special purpose vhcls	1	52	-	-	-100,00	-100,00
411 Amerika Serikat	1	52	-	-	-100,00	-100,00

Lanjutan Tabel 2.6

KOMODITI HS 2012 / NEGARA ASAL		2012		2013		PERUBAHAN (%)	
		BERAT (KG)	NILAI (US\$)	BERAT (KG)	NILAI (US\$)	BERAT	NILAI
(1)	(1)	(2)	(3)	(4)	(5)	(6)	(7)
8708999000	Other parts, acces for other vehicles of heading 8701- 8705	6	298	-	-	-100,00	-100,00
411	Amerika Serikat	6	298	-	-	-100,00	-100,00
8716394000	Agricultural trailers and semi-trailers	30.563	86.338	-	-	-100,00	-100,00
116	China	30.563	86.338	-	-	-100,00	-100,00
8716400000	Other trailers and semi-trailers	150.878	546.000	-	-	-100,00	-100,00
124	Malaysia	150.878	546.000	-	-	-100,00	-100,00
8905100000	Dredgers	-	-	3.992.000	760.000	-	-
116	China	-	-	3.992.000	760.000	-	-
9013200000	Lasers, other than laser diodes	23.752	195.000	-	-	-100,00	-100,00
514	Jerman	23.752	195.000	-	-	-100,00	-100,00
9014801000	Oth navigation instrum&appl of used onship work with an automatic data process	164	3.740	-	-	-100,00	-100,00
514	Jerman	164	3.740	-	-	-100,00	-100,00
9014809000	Oth navigation instrum&appl of oth used on ships	15.916	218.718	-	-	-100,00	-100,00
514	Jerman	15.916	218.718	-	-	-100,00	-100,00
9016000000	Balances of a sensitivity of 5 cg orbetter, w/without their weights	-	-	583	944	-	-
116	China	-	-	583	944	-	-
9017300000	Micrometers, callipers and gauges	2.890	11.040	-	-	-100,00	-100,00
124	Malaysia	2.890	11.040	-	-	-100,00	-100,00
9024801000	Oth mach& appliances for testing wood,textiles,paper,plastics,elect operate	-	-	250	453	-	-
116	China	-	-	250	453	-	-
9025191900	Thermometers&pyrometers,elect operated,oth temperature gauges for motor vehicle	-	-	250	349	-	-
116	China	-	-	250	349	-	-
9026103000	Oth measuring/check the flow/level of liquid, electrically operated	9.788	36.702	-	-	-100,00	-100,00
124	Malaysia	9.788	36.702	-	-	-100,00	-100,00
9026109000	Oth measuring/check the flow/level of liquid,not electrically operated	11.753	52.067	-	-	-100,00	-100,00
124	Malaysia	11.753	52.067	-	-	-100,00	-100,00
9026201000	Presure gauges for motor vehicles,electrically operated	1.558	35.735	-	-	-100,00	-100,00
514	Jerman	1.558	35.735	-	-	-100,00	-100,00

Lanjutan Tabel 2.6

KOMODITI HS 2012 / NEGARA ASAL	2012		2013		PERUBAHAN (%)		
	BERAT (KG)	NILAI (US\$)	BERAT (KG)	NILAI (US\$)	BERAT	NILAI	
	(1)	(2)	(3)	(4)	(5)	(6)	(7)
9026203000 Other measuring/checking pressure instruments, electrically operated		253	3.448	-	-	-100,00	-100,00
514 Jerman		253	3.448	-	-	-100,00	-100,00
9026801000 Oth instruments/app for measuring/check the flow/level/press, electric operated		299	3.892	-	-	-100,00	-100,00
124 Malaysia		299	3.892	-	-	-100,00	-100,00
9026802000 Oth instruments/app for measuring/check, flow/level/press, not electric operated		19	976	-	-	-100,00	-100,00
116 China		7	340	-	-	-100,00	-100,00
411 Amerika Serikat		8	402	-	-	-100,00	-100,00
421 Meksiko		4	234	-	-	-100,00	-100,00
9028209000 Other liquid meters		96	1.086	-	-	-100,00	-100,00
124 Malaysia		96	1.086	-	-	-100,00	-100,00
9028909000 Part&accessories, oth water meter housings or bodies		398	2.270	-	-	-100,00	-100,00
124 Malaysia		398	2.270	-	-	-100,00	-100,00
9031809000 Oth instruments, appliances and machines, other cable tester		2.406	33.121	15.648	24.745	550,37	-25,29
116 China		-	-	15.648	24.745	-	-
514 Jerman		2.406	33.121	-	-	-100,00	-100,00
9031901900 Oth parts&acc oth than inspect wafer/repair/measure pcb,pwb,pwa elect operate		-	-	8.074	12.689	-	-
116 China		-	-	8.074	12.689	-	-
9032893100 Automatic regulating voltage units (stabilizers), electrically operated		970	13.286	-	-	-100,00	-100,00
514 Jerman		970	13.286	-	-	-100,00	-100,00
9032899000 Oth automatic regulating/control instrument&app not electrically operated		77.289	603.538	4.371	52.684	-94,34	-91,27
124 Malaysia		77.289	603.538	4.370	52.594	-94,35	-91,29
514 Jerman		-	-	1	90	-	-
9032903000 Part&acc automatic, regulating/control instruments&apparatus, electric operated		9.040	74.750	-	-	-100,00	-100,00
514 Jerman		9.040	74.750	-	-	-100,00	-100,00
9033001000 Parts&acc for mach, appl, instrum of chap 90 for electric operated equipment		176	1.014	-	-	-100,00	-100,00
124 Malaysia		176	1.014	-	-	-100,00	-100,00
9405402000 Searchlights		2.191	50.281	-	-	-100,00	-100,00
514 Jerman		2.191	50.281	-	-	-100,00	-100,00
9405405000 Oth electr lamps, of a kind used for lighting public open space/thoroughfares		13.000	49.850	-	-	-100,00	-100,00
124 Malaysia		13.000	49.850	-	-	-100,00	-100,00

Lanjutan Tabel 2.6

KOMODITI HS 2012 / NEGARA ASAL	2012		2013		PERUBAHAN (%)	
	BERAT (KG)	NILAI (US\$)	BERAT (KG)	NILAI (US\$)	BERAT	NILAI
(1)	(2)	(3)	(4)	(5)	(6)	(7)
9405409900 Other lighting fittings	31.748	308.465	-	-	-100,00	-100,00
124 Malaysia	31.748	308.465	-	-	-100,00	-100,00
9406001100 Greenhouses fitted with mechanical/thermal equipment of plastics	2.591	9.960	-	-	-100,00	-100,00
124 Malaysia	2.591	9.960	-	-	-100,00	-100,00
9406009200 Other prefabricated buildings of wood	-	-	67.170	106.127	-	-
116 China	-	-	67.170	106.127	-	-
9406009400 Other prefabricated buildings of iron/steel	387.416	1.577.426	49.931	81.625	-87,11	-94,83
116 China	-	-	49.108	77.614	-	-
124 Malaysia	387.416	1.577.426	823	4.011	-99,79	-99,75
9406009900 Oth prefabricated buildings oth of wood,iron, plastics, aluminium, concrete	64.308	206.230	-	-	-100,00	-100,00
116 China	23.500	77.492	-	-	-100,00	-100,00
124 Malaysia	40.808	128.738	-	-	-100,00	-100,00
TOTAL IMPOR	42.319.739	134.999.326	68.436.818	82.645.525	61,71	-38,78

TABEL 2.7 DATA IMPOR KALIMANTAN TENGAH MENURUT NEGARA ASAL DAN KOMODITI HS 2012, 2012-2013

NEGARA ASAL / KOMODITI HS 2012	2012		2013		PERUBAHAN (%)	
	BERAT (KG)	NILAI (US\$)	BERAT (KG)	NILAI (US\$)	BERAT	NILAI
	(1)	(2)	(3)	(4)	(5)	(6)
111 Jepang	34	1.443	12.480	197.398	36.605,88	13.579,70
4016939000 Oth gaskets, washers & oth seals	3	55	-	-	-100,00	-100,00
4016940000 Boat/dock fenders,whether/not inflatable	-	-	3.360	26.786	-	-
7307291000 Oth stainlss steel oth.than flanges,butt welding,threaded elbow,bend&sleeve<15cm	29	1.377	-	-	-100,00	-100,00
7318160000 Nuts with an external diameter not exceeding 16 mm	1	7	-	-	-100,00	-100,00
8406820000 Turbines oth than marine propulsion of an output not exceeding 40 MW	-	-	9.120	170.612	-	-
8484100000 Gaskets&similar joint metal sheeting combined with oth material/2 more layers	1	4	-	-	-100,00	-100,00
116 China	2.495.821	6.341.108	14.931.095	21.685.945	498,24	241,99
3921199000 Plates,sheets,film,foil&strip, cellular, of other plastics; not rigid	-	-	1.165	1.781	-	-
7304909000 Oth tubes/pipes/hollow profiles,seamless steel,diameter>=140mm&carbon>=0.45%	-	-	204.091	322.333	-	-
7308109000 Other bridges and bridge sections	-	-	3.030.693	4.756.120	-	-
7308909900 Other structures & parts of structures,not guardrails	-	-	218.003	280.363	-	-
7309009900 Oth reservoir,tank,vat&similar,iron/steel,cap.>300ltr,not lined/heat-insulated	618.931	1.368.784	-	-	-100,00	-100,00
7310109090 Tank,cask,drum,can,boxe&similar,cap.>50L&<=300L,not tinplate,not casting&forging	8.809	24.892	-	-	-100,00	-100,00
8204120000 Hand operated spanners and wrenches adjustable	-	-	1.154	36.100	-	-
8205100000 Drilling, threading or tapping tools	4	52	-	-	-100,00	-100,00
8205900000 Other including sets of articles of two or more subheadings of this heading	-	-	189	310	-	-
8301100000 Padlocks	2	90	-	-	-100,00	-100,00
8311202010 Cored wire of alloy steel,cont by weight 4,5% / carbon / chromium, in rolls	-	-	40.598	61.532	-	-
8402121100 Watertube boilers elect. with a steam 15 tons <= steam prod.< 45 tons/hours	212.565	417.000	-	-	-100,00	-100,00
8402909000 Oth than part of boiler bodies or shells	-	-	1.338.753	1.991.903	-	-
8404901900 Part oth than boiler bodies or shells of goods of subheading 8404.10.10 :	-	-	1.897.136	5.192.986	-	-
8412800000 Oth engines and motors	21.934	61.843	-	-	-100,00	-100,00
8413701900 Oth centrifugal pumps;single suction horizontal shaft water pumps	-	-	2	1.000	-	-
8413704120 Oth water pumps of flow rate<8000m/h of with diamtr>200 mm of not elctrly operat	-	-	2	1.000	-	-
8413811900 Water pump with flow rate >= 13000 m/h	12.585	35.711	61.594	97.200	389,42	172,19
8413919000 Part of other pumps	-	-	3.312	103.600	-	-
8414804900 oth Gas compr modul for use in oil drill oth than those of subhd 841430 & 841440	4.495	12.870	-	-	-100,00	-100,00
8414809000 Hoods having maximum horizontal side > 120 cm for air pumps	8.989	25.360	-	-	-100,00	-100,00
8414901900 Oth parts of pumps or compressors for goods of subheading 8414.40	-	-	270	1.500	-	-
8414902900 Oth part of kind for fan suitable use in goods of heading 8415, 8418, 8509/8516	-	-	2.398	75.000	-	-
8419891900 Oth mach for making hot drinks/for cooking/heating food,electricall operate	253.315	716.095	-	-	-100,00	-100,00
8419901900 Parts, oth machicne electrically operated	12.225	34.640	186	5.800	-98,48	-83,26
8421299000 Oth filtering machinery & apparatus for liquids not electrically operated	54.834	155.291	-	-	-100,00	-100,00
8421999900 Oth parts of goods of subheading 8421.21.11/8421.21.21	-	-	39	1.200	-	-

Lanjutan Tabel 2.7

NEGARA ASAL / KOMODITI HS 2012		2012		2013		PERUBAHAN (%)	
		BERAT (KG)	NILAI (US\$)	BERAT (KG)	NILAI (US\$)	BERAT	NILAI
(1)		(2)	(3)	(4)	(5)	(6)	(7)
8425110000	Pulley tackle & hoists oth than skip for raising vehicles, by electric motor	-	-	27.496	69.648	-	-
8425190000	Pulley tackle & hoists oth than skip for raising vehciles, not electric motor	-	-	4.877	7.294	-	-
8425390000	Oth winches;capstans,oth than powered by oth electric motor	13.843	39.001	-	-	-100,00	-100,00
8426192000	Bridge cranes	-	-	57.661	145.962	-	-
8426193000	Gantry cranes	-	-	8.542	21.422	-	-
8426199000	Other transporter cranes	-	-	116.958	204.550	-	-
8426410000	Other Mobile lifting frames, self propelled, on tyres	-	-	400.853	643.320	-	-
8426490000	Other Mobile lifting frames, self propelled,oth than on tyres	-	-	5.339	13.181	-	-
8428329000	Oth continuous act elevators & conveyors of bucket type,not used for agri type	56.156	89.562	-	-	-100,00	-100,00
8428399000	Oth continuous-action elevators&conveyor, for goods/materials	424.647	1.200.900	-	-	-100,00	-100,00
8428909000	Other machine for lifting, handling, loading/unloading	196.503	555.682	521	16.300	-99,73	-97,07
8429510000	Front-end shovel loaders	-	-	59.679	94.232	-	-
8430500000	Oth moving,grading,levelling,scrapingmachinery, self-propelled	-	-	3.413	5.409	-	-
8430690000	Oth machinery of hedaing 84.30 not self-propelled	-	-	1.082	1.710	-	-
8431499000	Oth parts suitable use of machinery of heading 84.30	-	-	5.755	180.000	-	-
8464201000	Grinding/polishing machines,electrically operated	75.850	117.185	-	-	-100,00	-100,00
8474101000	Sorting,screening,separating/washingmachines, electrically operated	-	-	9.016	8.458	-	-
8474311000	Concrete/mortar mixers, electricallyoperated	33.800	110.190	32.628	51.478	-3,47	-53,28
8474391000	Other mixing/kneading machineselectrically operated	-	-	4.328	6.805	-	-
8479201000	Mach for the extract/preparation of animal/fix vegetabl fat/oil, elect oprtd	270.932	766.217	2.554.016	4.800.000	842,68	526,45
8479821000	Mixing,kneading,crush,grind,screen,sift,homogenis,& emulsift/stirr machelectrica	87.195	246.650	-	-	-100,00	-100,00
8479903000	Part of oth electrically operated machine	68.137	192.437	-	-	-100,00	-100,00
8483500000	Flywheels&pulleys,including pulley block	6.000	6.486	-	-	-100,00	-100,00
8502131000	Electric generating sets & rotary conv.of an output > 12500 kva	-	-	114.780	181.315	-	-
8504312200	Oth ring current transformers	-	-	33.349	50.600	-	-
8514309000	Other furnaces and ovens	-	-	250	331	-	-
8515809000	Oth electric mach & app for hot spraying of metals/sintered metal carbides	-	-	22.276	33.828	-	-
8537209000	Oth board for elect. control for voltage > 1000 volt	-	-	412.439	1.043.588	-	-
8544201900	Co-axial cable/elec;fitted w/ connector;<=66.000V;insulate not w/ rubber/plastic	-	-	11.468	17.474	-	-
8544202900	Co-axial cable/elec;unfitted w/ conectr;<=66.000V;insulate not w/ rubber/plastic	-	-	26.635	42.021	-	-

Lanjutan Tabel 2.7

NEGARA ASAL / KOMODITI HS 2012		2012		2013		PERUBAHAN (%)	
		BERAT (KG)	NILAI (US\$)	BERAT (KG)	NILAI (US\$)	BERAT	NILAI
(1)		(2)	(3)	(4)	(5)	(6)	(7)
8705400000	Concrete-mixer lorries	-	-	85.066	134.370	-	-
8716394000	Agricultural trailers and semi-trailers	30.563	86.338	-	-	-100,00	-100,00
8905100000	Dredgers	-	-	3.992.000	760.000	-	-
9016000000	Balances of a sensitivity of 5 cg or better, w/without their weights	-	-	583	944	-	-
9024801000	Oth mach& appliances for testing wood,textiles,paper,plastics,elect operate	-	-	250	453	-	-
9025191900	Thermometers&pyrometers,elect operated,oth temperature gauges for motor vehicle	-	-	250	349	-	-
9026802000	Oth instruments/app for measuring/check,flow/level/press,not electric operated	7	340	-	-	-100,00	-100,00
9031809000	Oth instruments,appliances and machines,other cable tester	-	-	15.648	24.745	-	-
9031901900	Oth parts&acc oth than inspect wafer/repair/measure pcb,pwb,pwa elect operate	-	-	8.074	12.689	-	-
9406009200	Other prefabricated buildings of wood	-	-	67.170	106.127	-	-
9406009400	Other prefabricated buildings of iron/steel	-	-	49.108	77.614	-	-
9406009900	Oth prefabricated buildings oth of wood,iron, plastics, aluminium, concrete	23.500	77.492	-	-	-100,00	-100,00
121 Thailand		10.485	237.898	-	-	-100,00	-100,00
8419509010	Condensers for air conditionersfor motor vehicles	1.072	24.109	-	-	-100,00	-100,00
8419509040	Oth condensers not electrically operated	3.753	85.387	-	-	-100,00	-100,00
8419602000	Machinery for liquefying air or othgases not electrically operated	2.587	58.694	-	-	-100,00	-100,00
8421399000	Filtering machines&apparatus for gases	3.073	69.708	-	-	-100,00	-100,00
122 Singapura		8.704.744	13.233.386	30.188.228	20.902.227	246,80	57,95
2713200000	Petroleum bitumen	2.285.118	1.526.458	30.157.541	20.068.001	1.219,74	1.214,68
2714900000	Asphalites and asphaltic rocks	4.566.218	3.005.696	-	-	-100,00	-100,00
4016940000	Boat/dock fenders,whether/not inflatable	1.120	8.572	1.120	85.714	0,00	899,93
7302100000	Rails of iron or steel	192.611	203.436	-	-	-100,00	-100,00
7302909000	Other than sleepers, of iron or steel	695	680	-	-	-100,00	-100,00
7318150000	Screw metal with/without nuts/washerswith an external diameter <=16 mm	1.475	1.469	-	-	-100,00	-100,00
7318160000	Nuts with an external diameter notexceeding 16 mm	130	112	-	-	-100,00	-100,00
8412210000	Hydraulic power engines and motorswith linear acting (cylinders)	-	-	6.525	115.000	-	-
8412290000	Hydraulic power engines and motorswith other linear acting (cylinders)	16.046	282.536	-	-	-100,00	-100,00
8412390000	Pneumatic power engines and motorswith other linear acting (cylinders)	1.520	1.487	-	-	-100,00	-100,00
8419891900	Oth mach for making hot drinks/for cooking/heating food,electricall operate	23.851	633.069	-	-	-100,00	-100,00
8431399000	Part of other lifting,handling/loadingmachine	1.559.071	7.128.636	-	-	-100,00	-100,00
8431499000	Oth parts suitable use of machinery ofheading 84.30	9.116	8.922	-	-	-100,00	-100,00
8479821000	Mixing,kneading,crush,grind,screen,sift,homogenis,& emulsift/stirr machelectrica	4.800	213.514	4.800	213.513	0,00	0,00
8479903000	Part of oth electrically operatedmachine	-	-	18.242	419.999	-	-
8483500000	Flywheels&pulleys,inclusing pulley block	40.472	210.144	-	-	-100,00	-100,00
8501522900	Other motor ac, multi-phase of1 kw < an output ? 37.5 kw	2.501	8.655	-	-	-100,00	-100,00

Lanjutan Tabel 2.7

NEGARA ASAL / KOMODITI HS 2012		2012		2013		PERUBAHAN (%)	
		BERAT (KG)	NILAI (US\$)	BERAT (KG)	NILAI (US\$)	BERAT	NILAI
(1)		(2)	(3)	(4)	(5)	(6)	(7)
124 Malaysia		23.332.350	81.008.008	15.066.406	38.236.576	-35,43	-52,80
2713200000	Petroleum bitumen	6.013.647	4.019.574	7.135.549	4.825.204	18,66	20,04
2809203900	Phosphoric acids, hypophoric acids, except Hypophosphoric acids; food grade	40.000	50.000	220.000	275.000	450,00	450,00
3923500000	Stoppers, lids, caps and other closures	13.540	62.029	-	-	-100,00	-100,00
4001101100	Centrifuge concentrat, containing ammonia >= 0.5%; natural rubber latex	1.295	4.992	-	-	-100,00	-100,00
4016932000	Gasket&O-ring, used on motor vehicle of heading 87.02,87.03,87.04/87.11	-	-	6	48	-	-
5101110000	Shorn wool, not carded/combed, greasy, including fleece-washed wool	366	1.200	-	-	-100,00	-100,00
6905100000	Roofing tiles of ceramic	184	600	-	-	-100,00	-100,00
7017900000	Laboratory, hygienic/pharmaceutical glassware, nor fused quartz/fused silica	87	981	-	-	-100,00	-100,00
7228809000	Oth. Hollow drill bars and rods	-	-	73	586	-	-
7304190000	Oth. tube, pipe & hollow profile, seamless, line pipe of a kind use for oil/gas pipe	97.592	344.867	12.693	60.077	-86,99	-82,58
7306191000	Oth line pipe use for oil/gas pipe weldment stainless steel, electronic resistance	29.642	103.008	-	-	-100,00	-100,00
7306199000	Oth line pipe use for oil/gas pipe weldment stainless steel, not ERW & spiral/helical	10.115	37.700	-	-	-100,00	-100,00
7307211000	Oth pipe of stainless steel flanges internal diameter < 15cm	615	265	-	-	-100,00	-100,00
7307221000	Oth pipe, stainless steel threaded elbow, bends & sleeves, internal diameter < 15cm	66	28	-	-	-100,00	-100,00
7307299000	Oth stainless steel oth. than flanges, buttwelding, threaded elbow, bend & sleeve >= 15cm	11.560	43.200	-	-	-100,00	-100,00
7307919000	Oth tube or pipe fittings flanges, internal diameter >= 15cm	4.448	21.814	-	-	-100,00	-100,00
7307991000	Oth tube/pipe fittings, not butt welding/flanges/elbows, internal diameter < 15cm	199.836	586.505	-	-	-100,00	-100,00
7307999000	Oth tube/pipe fittings, not butt welding/flanges/elbows, internal diameter >= 15cm	110.282	534.204	4.289	27.117	-96,11	-94,92
7308906000	Other structures & parts of structures, perforated cable trays	9.730	5.700	-	-	-100,00	-100,00
7308909200	Other structures & parts of structures, guardrails	1.309	7.402	-	-	-100,00	-100,00
7308909900	Other structures & parts of structures, not guardrails	260.784	921.156	158.137	598.498	-39,36	-35,03
7309001100	Reservoir, tank, vat & similar, of iron/steel, cap. > 300ltr, lined/heat-insulated	213.363	949.442	-	-	-100,00	-100,00
7309001900	Reservoir, tank, vat & similar, of iron/steel, cap. > 300ltr, not lined/heat-insulated	1.065	4.000	-	-	-100,00	-100,00
7309009100	Oth reservoir, tank, vat & similar, iron/steel, cap. > 300ltr, lined/heat-insulated	39.170	395.785	-	-	-100,00	-100,00
7309009900	Oth reservoir, tank, vat & similar, iron/steel, cap. > 300ltr, not lined/heat-insulated	746.170	3.139.227	137.160	596.702	-81,62	-80,99
7315899000	Other chain of mild steel not for motor cycles and bicycles	428	2.377	-	-	-100,00	-100,00
7316000000	anchors, grapnels and parts thereof, of iron or steel	17.188	64.300	-	-	-100,00	-100,00
7318120000	Other wood screws with an external diameter not exceeding 16 mm	-	-	1.681	14.882	-	-
7318130000	Screw hooks and screw rings with an external diameter not exceeding 16 mm	-	-	1.087	9.628	-	-
7318160000	Nuts with an external diameter not exceeding 16 mm	21	68	-	-	-100,00	-100,00
7318190000	Other threaded articles of an external diameter not exceeding 16 mm	2.285	10.480	-	-	-100,00	-100,00
7318290000	Oth non threaded articles with an external diameter <= 16 mm	-	-	154	1.365	-	-
7322900000	Other radiators for central heating	26.984	110.000	10.650	60.300	-60,53	-45,18
7326906000	Bunsen burners	-	-	1.563	13.842	-	-
7326909910	Spouts and cups for latex collection	794	2.600	-	-	-100,00	-100,00

Lanjutan Tabel 2.7

NEGARA ASAL / KOMODITI HS 2012		2012		2013		PERUBAHAN (%)	
		BERAT (KG)	NILAI (US\$)	BERAT (KG)	NILAI (US\$)	BERAT	NILAI
(1)		(2)	(3)	(4)	(5)	(6)	(7)
7326909990	Other articles not forged or steamed	11.378	58.442	-	-	-100,00	-100,00
7415332000	Bolts and nuts	-	-	203	1.642	-	-
7419999090	Other articles of non copper	4.752	23.307	-	-	-100,00	-100,00
7907009990	Oth articles of zinc	3.498	13.200	-	-	-100,00	-100,00
8208400000	Knives&cutting blades for agricultural , horticultural or forestry machines	2.808	13.779	-	-	-100,00	-100,00
8208900000	Other knives and cutting blades formachines or for mechanical appliances	121	591	538	4.151	344,63	602,37
8301700000	Keys presented separately	-	-	17	133	-	-
8402111000	Watertube boiler with steam production> 45 t/ h with electrical operated	28.944	102.323	1.962.090	6.416.948	6.678,92	6.171,27
8402121100	Watertube boilers elect. with a steam15 tons <= steam prod.< 45tons/hours	1.659.808	7.676.655	1.554.505	4.790.185	-6,34	-37,60
8402121900	Watertube boilers electric with a steamprod < 15 tons /hours	-	-	952.440	3.632.000	-	-
8402901000	Part of boiler bodies or shells	9.949	74.459	8.500	35.421	-14,56	-52,43
8402909000	Oth than part of boiler bodies or shells	92.446	61.011	3.870	72.846	-95,81	19,40
8404101090	Economiser,super-heaters,gas revererswith boilers of heading 84.02	6.049	25.481	-	-	-100,00	-100,00
8404901100	Parts boiler bodies or shells of goods of subheading 8404.10.10 :	-	-	3.800	5.620	-	-
8406820000	Turbines oth than marine propulsion ofan output not exceeding 40 MW	47.045	1.483.273	16.051	327.000	-65,88	-77,95
8412210000	Hydraulic power engines and motorswith linear acting (cylinders)	47	228	-	-	-100,00	-100,00
8412290000	Hydraulic power engines and motorswith other linear acting (cylinders)	7.431	87.392	-	-	-100,00	-100,00
8413190000	OthPumps for dispens fuel/lubricants ofthe type used in fill station/in garage	125.216	528.754	-	-	-100,00	-100,00
8413201000	Water pump for hand pump,oth than those of subheading 8413.11 / 8413.19	17.326	73.313	-	-	-100,00	-100,00
8413209000	Oth Water pump for hand pump,oth than those of subneading 8413.11 / 8413.19	3.574	13.320	-	-	-100,00	-100,00
8413309900	Other Cooling medium pumps for internalcombustion piston engines	1.521	5.800	-	-	-100,00	-100,00
8413609000	Oth rotary positive displacementpumps, with flow rate > 13000 m/h	684	2.500	-	-	-100,00	-100,00
8413701900	Oth centrifugal pumps;single suctionhorizontal shaft water pumps	15.066	68.381	573	7.145	-96,20	-89,55
8413703900	Submersible water pumps with an inletdiameter => 200 mm	38.061	247.500	-	-	-100,00	-100,00
8413811110	Water pump with flow rate <= 8000 m/hwith electrically operated	57.114	255.919	397	16.039	-99,30	-93,73
8413811120	Water pump with flow rate <= 8000 m/hwith not electrically operated	557	20.288	-	-	-100,00	-100,00
8413811900	Water pump with flow rate >= 13000 m/h	105.597	446.461	200.232	793.093	89,62	77,64
8413919000	Part of other pumps	1.217	4.600	-	-	-100,00	-100,00
8414100000	Vakum pumps	4.375	31.446	-	-	-100,00	-100,00
8414309000	Compr kind refgrt eqp oth with cap refr<21.10 kw or displacmnt perrevl=>220 cc	4.209	19.742	1.146	6.045	-72,77	-69,38
8414593000	Blower with capacity < 125 kw	21.959	137.229	-	-	-100,00	-100,00
8414594900	Oth fans of a capacity <125 kw withprotective screen	5.072	26.831	-	-	-100,00	-100,00
8414599100	Fans floor with protective screen	8.177	82.612	2.517	11.959	-69,22	-85,52
8414599900	Oth fans floor with protective screen	71.551	409.238	2.808	13.399	-96,08	-96,73
8414801900	Hoods have max horizontal side>120 cm,no fitt with filter,not suit for ind use	10.419	39.000	-	-	-100,00	-100,00
8414804900	oth Gas compr modul for use in oil drilloth than those of subhd 841430 & 841440	9.122	289.170	-	-	-100,00	-100,00

Lanjutan Tabel 2.7

NEGARA ASAL / KOMODITI HS 2012		2012		2013		PERUBAHAN (%)	
		BERAT (KG)	NILAI (US\$)	BERAT (KG)	NILAI (US\$)	BERAT	NILAI
(1)		(2)	(3)	(4)	(5)	(6)	(7)
8414809000	Hoods having maximum horizontal side > 120 cm for air pumps	143.160	588.062	1.210	5.761	-99,15	-99,02
8419199000	Instant water heaters other than gas, not for household type, non electric	135.500	550.629	-	-	-100,00	-100,00
8419391900	Other dryers machine electrically operated	212.153	919.075	3.775	17.960	-98,22	-98,05
8419401000	Distilling/rectifying plant electrically operated	13.175	133.338	-	-	-100,00	-100,00
8419501000	Heat exchange units for Cooling towers	44.200	176.095	-	-	-100,00	-100,00
8419509020	Oth condensers for air conditioners	19.108	303.190	-	-	-100,00	-100,00
8419891300	Machinery by a proces involving heat for manufacture of PCB/PWB's/PCA's elect op	-	-	158.679	628.509	-	-
8419891900	Oth mach for making hot drinks/for cooking/heating food,electricall operate	1.547.035	7.695.896	490.836	2.818.291	-68,27	-63,38
8419902900	Part machine,non-electric op,for treatby proces involve heat ,not household ty	183	6.564	532	11.188	190,71	70,44
8421211900	Oth filtering/purifiying water machin& app of a capacity <= 500 l/h	18.356	65.117	-	-	-100,00	-100,00
8421212200	Filtering/purifiying water machine & app,electrically operated of a cap> 500 l/h	25.817	119.680	-	-	-100,00	-100,00
8421212300	Filtering/purifiying water machine & app,non electric operated of a cap> 500 l/h	7.342	31.750	-	-	-100,00	-100,00
8421299000	Oth filtering machinery & apparatus forliquids not electrically operated	154.690	1.267.062	1.598	6.275	-98,97	-99,50
8421399000	Filtering machines&apparatus for gases	2.486	19.107	-	-	-100,00	-100,00
8421999900	Oth parts of goods of subheading8421.21.11/8421.21.21	-	-	104	839	-	-
8423812000	Oth weighing machinery,max capacity<=30 kg, not electrically operated	20.838	77.400	-	-	-100,00	-100,00
8423891000	Oth weigh mach,oth.capacity > 5 000kg,electrically operated	2.666	9.389	7.847	37.074	194,34	294,87
8424300000	Steam/sand blasting machines&similar jet projecting machines, electrical operate	9.344	40.256	-	-	-100,00	-100,00
8424811000	Oth spraying liquid machine for agricul/hortikultural, drip irrigation systems	4.944	19.749	-	-	-100,00	-100,00
8426199000	Other transporter cranes	752	14.505	-	-	-100,00	-100,00
8428329000	Oth continuous act elevators &conveyors of bucket type,not used for agri type	1.958.450	8.149.716	58.781	370.268	-97,00	-95,46
8428399000	Oth continuous-action elevators&conveyor, for goods/materials	329.406	1.295.109	5.731	57.270	-98,26	-95,58
8429190000	Bulldozer & angledozers other than track laying	203	3.921	-	-	-100,00	-100,00
8432909000	Parts oth machinery for soil preparation/cultivation	-	-	406	3.591	-	-
8433520000	Other threshing machinery	95.768	343.374	204.920	547.464	113,98	59,44
8435101000	Presses,crushers & manufacture of wine,cider,fruit juices,electric operated	193.600	920.000	305.868	2.170.813	57,99	135,96
8435901000	Parts of presses,crushers & manufacture of wine,cider,fruit juices,electr opera	3.859	9.236	8.968	42.536	132,39	360,55
8436801100	Other agric or horticultural machine,electric operated, inc Germination plant	9.285	47.250	-	-	-100,00	-100,00
8436801900	Other machine, electric operated for poultry include bee keeping	-	-	3.615	33.010	-	-
8436992900	Parts of other poultry/bee-keepingmachine, not electric operated	-	-	4.266	30.668	-	-
8437103000	Machine for clean,sorting/grading seed ,grain dried leguminous vegetables,electr	15.073	76.650	-	-	-100,00	-100,00
8459691000	Other milling machines, electrically operated	16.729	88.660	-	-	-100,00	-100,00
8460391000	Oth sharpening (tool/cutter grinding)machines, electrically operated	25.612	69.800	-	-	-100,00	-100,00
8466939000	Parts&acces suitable for mach of other headings 84.56 to 84.61	-	-	6.656	58.950	-	-
8467190000	Tool for working in the hand,pneumatic,in other type	650	704	-	-	-100,00	-100,00
8468800000	Other machinery and apparatus	128	420	-	-	-100,00	-100,00

Lanjutan Tabel 2.7

NEGARA ASAL / KOMODITI HS 2012		2012		2013		PERUBAHAN (%)	
		BERAT (KG)	NILAI (US\$)	BERAT (KG)	NILAI (US\$)	BERAT	NILAI
(1)		(2)	(3)	(4)	(5)	(6)	(7)
8472903000	Other office machines,electrically operated	5	1.308	-	-	-100,00	-100,00
8474101000	Sorting,screening,separating/washingmachines, electrically operated	258.369	867.631	1.500	7.222	-99,42	-99,17
8474102000	Sorting,screening,separating/washingmachines, not electrically operated	5.628	21.000	-	-	-100,00	-100,00
8474201900	Crushing/grinding mach for earth,oresoth mineral substances,elect operated	75.312	265.986	174.059	699.675	131,12	163,05
8474391000	Other mixing/kneading machineselectrically operated	280	7.705	-	-	-100,00	-100,00
8474801000	Mach for agglomerating,shaping/mauldsolid mineral fuels,electric operated	20.896	566.970	-	-	-100,00	-100,00
8479101000	Machinery for public works,building/the like electrically operated	7.720	35.090	-	-	-100,00	-100,00
8479201000	Mach for the extract/preparation ofanimal/fix vegetabl fat/oil, elect oprtd	4.846.241	18.299.637	632.036	5.299.760	-86,96	-71,04
8479202000	Mach for the extract/preparation of animal/fix vegetabl fat/oil,not electrically	22.040	82.632	-	-	-100,00	-100,00
8479821000	Mixing,kneading,crush,grind,screen,sift,homogenis,& emulsift/stirr machelectrica	268.321	1.323.086	100.118	677.071	-62,69	-48,83
8479892000	Machinery for assembling CPU	687	2.250	-	-	-100,00	-100,00
8479893000	Oth mach for assembling CPU daughterboard in plastic case/housing,elect oprt	72.091	486.952	-	-	-100,00	-100,00
8479894000	Oth mach for assembling CPU daughterboard in plastic case/housing,not electr	8.137	30.470	-	-	-100,00	-100,00
8479903000	Part of oth electrically operatedmachine	304.370	1.566.673	122.524	318.489	-59,75	-79,67
8479904000	Part of nonelectrically operatedmachinery	2.500	1.000	-	-	-100,00	-100,00
8481101900	Pres-reduce valve,iron/steel,automaticoperate,5 cm ? internal diamtr <40cm	128.804	518.600	-	-	-100,00	-100,00
8481301000	Check (nonreturn) valve of swing check-valve type,40 cm ?inlets intl dia< 60cm	266	2.785	-	-	-100,00	-100,00
8481309000	Other check (nonreturn) valves	505	2.897	-	-	-100,00	-100,00
8481409000	Oth safety/relief valves	904	5.147	-	-	-100,00	-100,00
8481807200	Other ball valves	2.681	17.097	-	-	-100,00	-100,00
8481807300	Gate valve>manual operate,of iron/steel,5cm ?inlet/outlet internal diamt < 40 cm	2.456	22.762	-	-	-100,00	-100,00
8481809900	Other Fuel cut-off for vehicle	50.996	237.659	42.983	204.215	-15,71	-14,07
8481909000	Others parts for taps, cocks, valvesand similar appliances	2.780	15.791	-	-	-100,00	-100,00
8482800000	Oth,includ.combined ball/roller bearings	-	-	41	375	-	-
8483109000	Other transmission shafts	19	50	7.389	21.739	38.789,47	43.378,00
8483409000	Gear&gearing oth than toothed wheels,for oth mar.vsl/mach of moving grading	92.862	735.518	20.707	200.590	-77,70	-72,73
8483600000	Clutches & shaft couplings(including universal joints)	553	10.453	3.582	31.381	547,74	200,21
8483901900	Oth. parts of goods of trans. shafts	38	97	-	-	-100,00	-100,00
8483909900	Oth toothed wheels, chain sproccated	356	4.197	-	-	-100,00	-100,00
8484200000	Mechanical seal	-	-	107	967	-	-
8501109900	Others spindle (AC/DC) motors	9.521	33.571	15.180	60.992	59,44	81,68
8501202900	Other universal (AC/DC) motors ofan output > 1 kw	-	-	127	674	-	-
8501521900	Other motor ac, multi-phase of750 w < an output ? 1 kw	-	-	30	642	-	-
8501523900	Other motor ac, multi-phase of an output > 37.5 kw	-	-	2.294	23.180	-	-
8501640000	Generator ac of an output > 750 kva	-	-	4.655	91.276	-	-
8502139000	Oth. elect generating sets&rotary conv.of an output > 12500 kva	11.500	179.844	-	-	-100,00	-100,00

Lanjutan Tabel 2.7

NEGARA ASAL / KOMODITI HS 2012		2012		2013		PERUBAHAN (%)	
		BERAT (KG)	NILAI (US\$)	BERAT (KG)	NILAI (US\$)	BERAT	NILAI
(1)		(2)	(3)	(4)	(5)	(6)	(7)
8502203000	Generat sets with spark-ignition interncombst pist 100 kva < output ? 10000 kva	201.504	1.152.073	-	-	-100,00	-100,00
8515290000	Mach and app for resistance welding ofmetal, non-automatic	224	1.080	-	-	-100,00	-100,00
8535100000	Fuses, for a voltage > 1000V	-	-	510	5.144	-	-
8535400000	Lightning arresters,voltage limiters andsurge suppressors	21.484	143.025	-	-	-100,00	-100,00
8536909900	Oth cable connector,for a current >= 16A	798	9.387	-	-	-100,00	-100,00
8537101100	Control panel use in distributed controlsystem;voltage<1000V	606.414	2.289.757	-	-	-100,00	-100,00
8537101900	Other control panel	5.719	20.968	-	-	-100,00	-100,00
8537109100	Switchboard used in radio equipmentor electric fans	5.324	20.000	-	-	-100,00	-100,00
8537109900	Switchboard use for other prposes	10.382	122.088	-	-	-100,00	-100,00
8537201900	Switchboards incorp. elect instrum forbreak,connect/protect elect circ<=66 KV	71.476	253.921	227.582	833.355	218,40	228,19
8537202900	Control panels incorp. elect instrum forbreak,connect/protect elect circ<=66 KV	28.508	115.630	-	-	-100,00	-100,00
8537209000	Oth board for elect. control for voltage> 1000 volt	18.009	181.784	-	-	-100,00	-100,00
8538101900	Oth part of programable logic controllerused in other equipment, <=1000V	15.986	188.000	-	-	-100,00	-100,00
8544202100	Co-axial cable/elec;unfitted w/ conectr;<=66.000V;insulated w/ rubber/plastic	134.677	839.314	48.038	234.994	-64,33	-72,00
8544202900	Co-axial cable/elec;unfitted w/ conectr;<=66.000V;insulate not w/ rubber/plastic	47.611	206.164	-	-	-100,00	-100,00
8544429990	Oth elect conductor,fitted w/ connector,used for telecommunication,<= 1000V	95	458	-	-	-100,00	-100,00
8547909000	Oth insulating fittings for elect mach,appliances/equipment, being fittings	-	-	1.230	10.888	-	-
8716400000	Other trailers and semi-trailers	150.878	546.000	-	-	-100,00	-100,00
9017300000	Micrometers, callipers and gauges	2.890	11.040	-	-	-100,00	-100,00
9026103000	Oth measuring/check the flow/level of liquid, electrically operated	9.788	36.702	-	-	-100,00	-100,00
9026109000	Oth measuring/check the flow/level of liquid,not electrically operated	11.753	52.067	-	-	-100,00	-100,00
9026801000	Oth instruments/app for measuring/checkthe flow/level/press,electric operated	299	3.892	-	-	-100,00	-100,00
9028209000	Other liquid meters	96	1.086	-	-	-100,00	-100,00
9028909000	Part&accessories,oth water meter housings or bodies	398	2.270	-	-	-100,00	-100,00
9032899000	Oth automatic regulating/controlinstrum&app not electrically operated	77.289	603.538	4.370	52.594	-94,35	-91,29
9033001000	Parts&acc for mach,appl,instrum ofchap 90 for electric operated equipment	176	1.014	-	-	-100,00	-100,00
9405405000	Oth electr lamps,of a kind used forlighting public openspace/thoroughhfares	13.000	49.850	-	-	-100,00	-100,00
9405409900	Other lighting fittings	31.748	308.465	-	-	-100,00	-100,00
9406001100	Greenhouses fitted with mechanical/thermal equipment of plastics	2.591	9.960	-	-	-100,00	-100,00
9406009400	Other prefabricated buildings of iron/steel	387.416	1.577.426	823	4.011	-99,79	-99,75
9406009900	Oth prefabricated buildings oth of wood,iron, plastics, aluminium, concrete	40.808	128.738	-	-	-100,00	-100,00
131 Viet Nam		3.832.000	303.018	8.164.000	676.689	113,05	123,32
2523900000	Other hydraulic cements	3.832.000	303.018	8.164.000	676.689	113,05	123,32
133 India		-	-	52.374	365.750	-	-
8402121900	Watertube boilers electric with a steamprod < 15 tons /hours	-	-	52.374	365.750	-	-

Lanjutan Tabel 2.7

NEGARA ASAL / KOMODITI HS 2012	2012		2013		PERUBAHAN (%)	
	BERAT (KG)	NILAI (US\$)	BERAT (KG)	NILAI (US\$)	BERAT	NILAI
(1)	(2)	(3)	(4)	(5)	(6)	(7)
411 Amerika Serikat	2.762	69.008	7.000	170.000	153,44	146,35
4016939000 Oth gaskets, washers & oth seals	2	15	-	-	-100,00	-100,00
7306909010 Oth.thn bundy-weld pipes & tubes, with internal diameter <= 12,5mm	1	62	-	-	-100,00	-100,00
7318160000 Nuts with an external diameter not exceeding 16 mm	497	11.440	-	-	-100,00	-100,00
7318190000 Other threaded articles of an external diameter not exceeding 16 mm	1	46	-	-	-100,00	-100,00
7318210000 Non threaded artic. for spring washers & oth lock washers w an ext'nal d<16mm	1	25	-	-	-100,00	-100,00
7318230000 Rivet with an external diameter not exceeding 16 mm	1	7	-	-	-100,00	-100,00
7326909990 Other articles not forged or steamed	4	166	-	-	-100,00	-100,00
8204120000 Hand operated spanners and wrenches adjustable	1	21	-	-	-100,00	-100,00
8205590000 Other hand tools , oth than household tools	8	363	-	-	-100,00	-100,00
8406820000 Turbines oth than marine propulsion of an output not exceeding 40 MW	-	-	7.000	170.000	-	-
8415811200 Inc.refri, revers heat pump, use in aircraft oput>21.10kw, air flow>67.96m ³ /m	573	13.136	-	-	-100,00	-100,00
8421999900 Oth parts of goods of subheading 8421.21.11/8421.21.21	7	328	-	-	-100,00	-100,00
8431499900 Oth parts suitable use of machinery of heading 84.30	35	1.674	-	-	-100,00	-100,00
8479902000 Part of goods Oth mach for assembling CPU daughter plastic case/housing board	394	9.078	-	-	-100,00	-100,00
8482500000 Oth cylindrical roller bearings	448	10.300	-	-	-100,00	-100,00
8483109000 Other transmission shafts	51	2.423	-	-	-100,00	-100,00
8484100000 Gaskets&similar joint metal sheeting combined with oth material/2 more layers	2	33	-	-	-100,00	-100,00
8529902000 Part of decoder for use w/ transmission, radar&reception app. , monitor&projector	519	11.916	-	-	-100,00	-100,00
8536901200 Connection&contact elements for wires&cables ;wafer probers;current < 16A	96	2.207	-	-	-100,00	-100,00
8536903900 Cable connector, connector/adaptor for co-axial cable, commutator, current >=16A	2	26	-	-	-100,00	-100,00
8539292000 Other filament lamps, excl UV/infrared lamps, for motor vehicles	2	65	-	-	-100,00	-100,00
8546900000 Oth elect insulators not of glass and of ceramics	92	4.446	-	-	-100,00	-100,00
8708924000 Silencers (mufflers), exhaust pipe; parts for vhcls >= 10 persons/transport of goods	10	479	-	-	-100,00	-100,00
8708937000 Clutches and parts thereof for vehicle transport of goods/special purpose vhcls	1	52	-	-	-100,00	-100,00
8708999000 Other parts, acces for other vehicles of heading 8701- 8705	6	298	-	-	-100,00	-100,00
9026802000 Oth instruments/app for measuring/check, flow/level/press, not electric operated	8	402	-	-	-100,00	-100,00
412 Kanada	2	36	-	-	-100,00	-100,00
7326909990 Other articles not forged or steamed	2	36	-	-	-100,00	-100,00
421 Meksiko	4	234	-	-	-100,00	-100,00
9026802000 Oth instruments/app for measuring/check, flow/level/press, not electric operated	4	234	-	-	-100,00	-100,00
424 Nikaragua	3	138	-	-	-100,00	-100,00
4009410000 Mining slurry suction&discharge hose, reinforce/combine w/ oth mtrl, w/o fitti	3	138	-	-	-100,00	-100,00

Lanjutan Tabel 2.7

NEGARA ASAL / KOMODITI HS 2012		2012		2013		PERUBAHAN (%)	
		BERAT (KG)	NILAI (US\$)	BERAT (KG)	NILAI (US\$)	BERAT	NILAI
(1)		(2)	(3)	(4)	(5)	(6)	(7)
434 Brazil		3	97	-	-	-100,00	-100,00
8409991900	Other engine of machinery of heading 8429 or 8430	2	95	-	-	-100,00	-100,00
8484100000	Gaskets&similar joint metal sheetingcombined with oth material/2 more layers	1	2	-	-	-100,00	-100,00
511 Inggris		33	1.521	-	-	-100,00	-100,00
7326909990	Other articles not forged or steamed	1	1	-	-	-100,00	-100,00
8413309200	Other water pumps or fuel pumps of kindused for eng of mtr vhl head 8702-8704	32	1.520	-	-	-100,00	-100,00
513 Perancis		-	-	3.500	85.000	-	-
8501640000	Generator ac of an output > 750 kva	-	-	3.500	85.000	-	-
514 Jerman		3.892.160	32.632.691	11.733	325.575	-99,70	-99,00
3917390000	Other tubes, pipes and hoses	608	13.953	-	-	-100,00	-100,00
4010110000	Conveyor belts/belting,reinforced withmetal	2.110.286	15.606.950	-	-	-100,00	-100,00
4010120000	Conveyor belts/belting,reinforced withtextile material	254.587	1.883.433	-	-	-100,00	-100,00
4010310000	V-belts,V-ribbes of an outside circumference >60cm and <=180cm	588	13.500	-	-	-100,00	-100,00
7214101100	Oth bars,rods of iron, non-alloy steelforged,carbon<0.6%,circlr cross-section	402	9.224	-	-	-100,00	-100,00
7318160000	Nuts with an external diameter notexceeding 16 mm	103	2.358	-	-	-100,00	-100,00
7614909000	Other stranded wire without steel core	42	466	-	-	-100,00	-100,00
8001100000	Unwrought tin, not alloyed	1.346	11.392	-	-	-100,00	-100,00
8205590000	Other hand tools , oth than househloertools	49	1.140	-	-	-100,00	-100,00
8303000000	Armoured/reinforced safes,strong-boxesand doors and safe deposit lockers	328	7.550	-	-	-100,00	-100,00
8412210000	Hydraulic power engines and motorswith linear acting (cylinders)	12.051	165.219	-	-	-100,00	-100,00
8412290000	Hydraulic power engines and motorswith other linear acting (cylinders)	237.427	1.947.144	-	-	-100,00	-100,00
8412909000	oth parts of engines of subheading 841	22.310	183.006	-	-	-100,00	-100,00
8413209000	Oth Water pump for hand pump,oth than those of subheading 8413.11 / 8413.19	1.730	23.673	-	-	-100,00	-100,00
8413911000	Part of pumps subheading 8413.20.10	1.314	30.165	-	-	-100,00	-100,00
8413919000	Part of other pumps	4.177	57.414	-	-	-100,00	-100,00
8419509020	Oth condensers for air conditioners	348	28.201	-	-	-100,00	-100,00
8419901900	Parts, oth machicne electrically operated	1.250	28.676	-	-	-100,00	-100,00
8419902100	Part machine,non-electric op,for treatby proces involve heat ,household type	223	5.116	-	-	-100,00	-100,00
8421299000	Oth filtering machinery & apparatus forliquids not electrically operated	-	-	11.732	325.485	-	-
8425390000	Oth winches;capstans,oth than powered by oth electric motor	27.791	227.890	-	-	-100,00	-100,00
8426490000	Other Mobile lifting frames, self propelled,oth than on tyres	278.406	3.832.500	-	-	-100,00	-100,00
8426990000	Other derricks machine designed formounting oth than on road vehicles	211	3.189	-	-	-100,00	-100,00
8428399000	Oth continuous-action elevators&conveyor, for goods/materials	1	154	-	-	-100,00	-100,00
8431399000	Part of other lifting,handling/loadingmachine	151.783	1.425.811	-	-	-100,00	-100,00
8431491000	Parts of machinery of heading 84.26 oththan Buckets, shovels, grabs and grips	1.208	27.695	-	-	-100,00	-100,00

Lanjutan Tabel 2.7

NEGARA ASAL / KOMODITI HS 2012		2012		2013		PERUBAHAN (%)	
		BERAT (KG)	NILAI (US\$)	BERAT (KG)	NILAI (US\$)	BERAT	NILAI
(1)		(2)	(3)	(4)	(5)	(6)	(7)
8431499000	Oth parts suitable use of machinery of heading 84.30	30.805	416.520	-	-	-100,00	-100,00
8435101000	Presses, crushers & manufacture of wine, cider, fruit juices, electric operated	680	17.672	-	-	-100,00	-100,00
8471604000	X-y coordinate input devices, including mouse, light pens, joystick, track balls	1	94	-	-	-100,00	-100,00
8474101000	Sorting, screening, separating/washing machines, electrically operated	74	1.680	-	-	-100,00	-100,00
8474901000	Parts of mach for sort, screen, separate, wash, crush, grinding & mixing, electric operated	548	7.311	-	-	-100,00	-100,00
8479893000	Oth mach for assembling CPU daughterboard in plastic case/housing, electric operated	1.223	16.700	-	-	-100,00	-100,00
8479902000	Part of goods Oth mach for assembling CPU daughter plastic case/housing board	591	8.178	-	-	-100,00	-100,00
8479903000	Part of oth electrically operated machine	3.943	32.500	-	-	-100,00	-100,00
8481301000	Check (nonreturn) valve of swing check-valve type, 40 cm ? inlets intl dia < 60cm	510	11.700	-	-	-100,00	-100,00
8481401000	Safety/relief valves of copper/copper alloy < 2.5cm	1.877	43.072	-	-	-100,00	-100,00
8483202000	Bearing housing incorp. ball or roller bearings for mach. of bulldozer or grading	169	2.534	-	-	-100,00	-100,00
8483402000	Gear & gearing oth than toothed wheels, for marine vessels	11.156	91.591	-	-	-100,00	-100,00
8483409000	Gear & gearing oth than toothed wheels, for oth mar. vsl/mach of moving grading	467.818	3.925.478	-	-	-100,00	-100,00
8483901900	Oth. parts of goods of trans. shafts	548	7.304	-	-	-100,00	-100,00
8487900000	Oth mach. parts, not cont. electric connector, insulator, coil, oth elec. features	744	14.748	-	-	-100,00	-100,00
8501330000	Motor dc, Generator dc 75 kw < an output ? 375 kw	4.808	39.204	-	-	-100,00	-100,00
8501530000	Motor ac of an output > 75 kw	89.047	730.692	-	-	-100,00	-100,00
8504211000	Step-voltage regulators; instrument transformer with a power handling capacity ? 5kva	1.391	31.863	-	-	-100,00	-100,00
8504401900	Other uninterruptible power supplies	126	1.252	-	-	-100,00	-100,00
8505900000	Other electro magnetic including parts	1.603	21.837	-	-	-100,00	-100,00
8517701000	Parts of control and adaptor units including gateways, bridges, routers	1.819	14.003	-	-	-100,00	-100,00
8525801000	Web cameras	515	11.804	-	-	-100,00	-100,00
8525805090	Other digital cameras	5.578	45.568	-	-	-100,00	-100,00
8526109000	Other radar apparatus	11.924	97.500	-	-	-100,00	-100,00
8528591000	Other monitor, colour	3.383	77.672	-	-	-100,00	-100,00
8529102100	Parabolic aerial reflector dishes for TV reception	326	7.470	-	-	-100,00	-100,00
8529102900	Oth parabolic aerial reflector dish for TV reception	2	378	-	-	-100,00	-100,00
8529109200	Oth aerials & aerials reflector, used with transmission app. for radio-broadcast/TV	1.688	23.776	-	-	-100,00	-100,00
8529902000	Part of decoder for use w/ transmission, radar & reception app., monitor & projector	470	10.774	-	-	-100,00	-100,00
8529905900	Oth printed circuit board; assembled, for other goods	2.807	24.447	-	-	-100,00	-100,00
8530800000	Equipment for roads, inland waterways, parking facility, port install./airfields	338	4.840	-	-	-100,00	-100,00
8535909000	Oth bushing and tap changer assembl. for electricity distrib/power transformers	1.984	27.579	-	-	-100,00	-100,00
8536502000	Over-current and residual-current automatic switches	1.938	44.464	-	-	-100,00	-100,00
8536505900	Electronic AC switch, voltage <= 1000V, for a current >= 16A	84	1.345	-	-	-100,00	-100,00
8536509900	Oth make & break switch, > 500V	6.117	84.145	-	-	-100,00	-100,00
8536901900	Connection & contact elements for wires & cables; wafer probers; current >= 16A	5.030	65.410	-	-	-100,00	-100,00

Lanjutan Tabel 2.7

NEGARA ASAL / KOMODITI HS 2012		2012		2013		PERUBAHAN (%)	
		BERAT (KG)	NILAI (US\$)	BERAT (KG)	NILAI (US\$)	BERAT	NILAI
(1)		(2)	(3)	(4)	(5)	(6)	(7)
8537101300	Control panel for AC,refrig.,wash. mach.,vacuum cleaner,mixer,water heater	84	1.290	-	-	-100,00	-100,00
8537103000	Programmable logic controllers for auto-mach for trans. for semiconductor device	192	1.662	-	-	-100,00	-100,00
8543701000	Electric fence energisers	456	10.500	-	-	-100,00	-100,00
8543709000	Oth electrical machines & apparatus,having individual fuctions	64.267	484.032	-	-	-100,00	-100,00
8544429990	Oth elect conductor,fitted w/ connector,used for telecommunication,<= 1000V	481	4.800	-	-	-100,00	-100,00
8544494900	Oth elect cnnector,fit w/ connector,>80V<=1000V,no for com,insulate w/o plastic	95	1.108	-	-	-100,00	-100,00
8548901000	Image sensors contact type copmrising aphoto-conductive sensor element	100	2.296	-	-	-100,00	-100,00
9013200000	Lasers, other than laser diodes	23.752	195.000	-	-	-100,00	-100,00
9014801000	Oth navigation instrum&appl of used onship work with an automatic data process	164	3.740	-	-	-100,00	-100,00
9014809000	Oth navigation instrum&appl of oth used on ships	15.916	218.718	-	-	-100,00	-100,00
9026201000	Presure gauges for motor vehicles,electrically operated	1.558	35.735	-	-	-100,00	-100,00
9026203000	Other measuring/checking pressureinstruments, electrically operated	253	3.448	-	-	-100,00	-100,00
9031809000	Oth instruments,appliances and machines,other cable tester	2.406	33.121	-	-	-100,00	-100,00
9032893100	Automatic regulating voltage units(stabilizers),electrically operated	970	13.286	-	-	-100,00	-100,00
9032899000	Oth automatic regulating/controlinstrum&app not electrically operated	-	-	1	90	-	-
9032903000	Part&acc automatic, regulating/controlli instruments&apparatus.elect operated	9.040	74.750	-	-	-100,00	-100,00
9405402000	Searchlights	2.191	50.281	-	-	-100,00	-100,00
515 Austria		49.313	1.168.412	-	-	-100,00	-100,00
8502203000	Generat sets with spark-ignition interncombst pist 100 kva < output ? 10000 kva	49.313	1.168.412	-	-	-100,00	-100,00
517 Swiss		-	-	1	35	-	-
8536499000	Other relays,voltage > 60V	-	-	1	35	-	-
521 Denmark		-	-	1	330	-	-
8504401100	Uninterrupted power supplies (ups)	-	-	1	330	-	-
526 Italia		1	23	-	-	-100,00	-100,00
7318150000	Screw metal with/without nuts/washerswith an external diameter <=16 mm	1	23	-	-	-100,00	-100,00
565 Malta		24	2.305	-	-	-100,00	-100,00
8421231100	Oil filters for internal combustionengines machinery pos 8429 or 8430	24	2.305	-	-	-100,00	-100,00
TOTAL IMPOR		42.319.739	134.999.326	68.436.818	82.645.525	61,71	-38,78

TABEL 2.8 DATA IMPOR KALIMANTAN TENGAH MENURUT KOMODITI HS 2012 DAN PELABUHAN BONGKAR, 2012-2013

KOMODITI HS 2012 / PELABUHAN BONGKAR	2012		2013		PERUBAHAN (%)	
	BERAT (KG)	NILAI (US\$)	BERAT (KG)	NILAI (US\$)	BERAT	NILAI
(1)	(2)	(3)	(4)	(5)	(6)	(7)
2523900000 Other hydraulic cements	3.832.000	303.018	8.164.000	676.689	113,05	123,32
746 SAMPIT	3.832.000	303.018	8.164.000	676.689	113,05	123,32
2713200000 Petroleum bitumen	8.298.765	5.546.032	37.293.090	24.893.205	349,38	348,85
744 KUMAI	4.942.377	3.339.318	12.477.697	8.180.401	152,46	144,97
746 SAMPIT	3.356.388	2.206.714	24.815.393	16.712.804	639,35	657,36
2714900000 Asphalites and asphaltic rocks	4.566.218	3.005.696	-	-	-100,00	-100,00
744 KUMAI	4.566.218	3.005.696	-	-	-100,00	-100,00
2809203900 Phosphoric acids, hypophoric acids,except Hypophosphoric acids; food grade	40.000	50.000	220.000	275.000	450,00	450,00
746 SAMPIT	40.000	50.000	220.000	275.000	450,00	450,00
3917390000 Other tubes, pipes and hoses	608	13.953	-	-	-100,00	-100,00
750 PULANG PISAU	608	13.953	-	-	-100,00	-100,00
3921199000 Plates,sheets,film,foil&strip, cellular, of other plastics; not rigid	-	-	1.165	1.781	-	-
750 PULANG PISAU	-	-	1.165	1.781	-	-
3923500000 Stoppers, lids, caps and other closures	13.540	62.029	-	-	-100,00	-100,00
746 SAMPIT	13.540	62.029	-	-	-100,00	-100,00
4001101100 Centrifuge concentrat,containing ammonia >= 0.5%;natural rubber latex	1.295	4.992	-	-	-100,00	-100,00
746 SAMPIT	1.295	4.992	-	-	-100,00	-100,00
4009410000 Mining slurry suction&discharge hose,reinforce/combine w/ oth mtrl,w/o fitti	3	138	-	-	-100,00	-100,00
750 PULANG PISAU	3	138	-	-	-100,00	-100,00
4010110000 Conveyor belts/belting,reinforced withmetal	2.110.286	15.606.950	-	-	-100,00	-100,00
750 PULANG PISAU	2.110.286	15.606.950	-	-	-100,00	-100,00
4010120000 Conveyor belts/belting,reinforced withtextile material	254.587	1.883.433	-	-	-100,00	-100,00
750 PULANG PISAU	254.587	1.883.433	-	-	-100,00	-100,00
4010310000 V-belts,V-ribbes of an outside circumference >60cm and <=180cm	588	13.500	-	-	-100,00	-100,00
750 PULANG PISAU	588	13.500	-	-	-100,00	-100,00
4016932000 Gasket&O-ring, used on motor vehicle ofheading 87.02,87.03,87.04/87.11	-	-	6	48	-	-
746 SAMPIT	-	-	6	48	-	-

Lanjutan Tabel 2.8

KOMODITI HS 2012 / PELABUHAN BONGKAR	2012		2013		PERUBAHAN (%)	
	BERAT (KG)	NILAI (US\$)	BERAT (KG)	NILAI (US\$)	BERAT	NILAI
(1)	(2)	(3)	(4)	(5)	(6)	(7)
4016939000 Oth gaskets, washers & oth seals	5	70	-	-	-100,00	-100,00
750 PULANG PISAU	5	70	-	-	-100,00	-100,00
4016940000 Boat/dock fenders,whether/not inflatable	1.120	8.572	4.480	112.500	300,00	1.212,41
746 SAMPIT	1.120	8.572	4.480	112.500	300,00	1.212,41
5101110000 Shorn wool, not carded/combed, greasy,including fleece-washed wool	366	1.200	-	-	-100,00	-100,00
746 SAMPIT	366	1.200	-	-	-100,00	-100,00
6905100000 Roofing tiles of ceramic	184	600	-	-	-100,00	-100,00
746 SAMPIT	184	600	-	-	-100,00	-100,00
7017900000 Laboratory,hygienic/pharmaceuticalglassware,nor fused quartz/fused silica	87	981	-	-	-100,00	-100,00
744 KUMAI	87	981	-	-	-100,00	-100,00
7214101100 Oth bars,rods of iron, non-alloy steelforged,carbon<0.6%,circlr cross-section	402	9.224	-	-	-100,00	-100,00
750 PULANG PISAU	402	9.224	-	-	-100,00	-100,00
7228809000 Oth. Hollow drill bars and rods	-	-	73	586	-	-
746 SAMPIT	-	-	73	586	-	-
7302100000 Rails of iron or steel	192.611	203.436	-	-	-100,00	-100,00
750 PULANG PISAU	192.611	203.436	-	-	-100,00	-100,00
7302909000 Other than sleepers, of iron or steel	695	680	-	-	-100,00	-100,00
750 PULANG PISAU	695	680	-	-	-100,00	-100,00
7304190000 Oth.tube,pipe&hollow profile,seamless,line pipe of a kind use for oil/gas pipe	97.592	344.867	12.693	60.077	-86,99	-82,58
750 PULANG PISAU	97.592	344.867	12.693	60.077	-86,99	-82,58
7304909000 Oth tubes/pipes/hollow profiles,seamlesssteel,diameter>=140mm&carbon>=0.45%	-	-	204.091	322.333	-	-
750 PULANG PISAU	-	-	204.091	322.333	-	-
7306191000 Oth line pipe use for oil/gas pipe weldeoth stainless steel,electronic resistanc	29.642	103.008	-	-	-100,00	-100,00
746 SAMPIT	29.642	103.008	-	-	-100,00	-100,00
7306199000 Oth line pipe use for oil/gas pipe weldeoth stainles stel,not ERW&spiral/helical	10.115	37.700	-	-	-100,00	-100,00
746 SAMPIT	10.115	37.700	-	-	-100,00	-100,00

Lanjutan Tabel 2.8

KOMODITI HS 2012 / PELABUHAN BONGKAR	2012		2013		PERUBAHAN (%)	
	BERAT (KG)	NILAI (US\$)	BERAT (KG)	NILAI (US\$)	BERAT	NILAI
(1)	(2)	(3)	(4)	(5)	(6)	(7)
7306909010 Oth.thn bundy-weld pipes & tubes, with internal diameter <= 12,5mm	1	62	-	-	-100,00	-100,00
750 PULANG PISAU	1	62	-	-	-100,00	-100,00
7307211000 Oth pipe of stainless steel flanges internal diameter <15cm	615	265	-	-	-100,00	-100,00
746 SAMPIT	615	265	-	-	-100,00	-100,00
7307221000 Oth pipe, stainless steel threaded elbow, bends & sleeves, internal diameter <15cm	66	28	-	-	-100,00	-100,00
746 SAMPIT	66	28	-	-	-100,00	-100,00
7307291000 Oth stainless steel oth.than flanges, buttwelding, threaded elbow, bend & sleeve <15cm	29	1.377	-	-	-100,00	-100,00
750 PULANG PISAU	29	1.377	-	-	-100,00	-100,00
7307299000 Oth stainless steel oth.than flanges, buttwelding, threaded elbow, bend & sleeve >=15cm	11.560	43.200	-	-	-100,00	-100,00
746 SAMPIT	11.560	43.200	-	-	-100,00	-100,00
7307919000 Oth tube or pipe fittings flanges, internal diameter >=15cm	4.448	21.814	-	-	-100,00	-100,00
744 KUMAI	4.448	21.814	-	-	-100,00	-100,00
7307991000 Oth tube/pipe fittings, not butt welding/flanges/elbows, internal diameter <15cm	199.836	586.505	-	-	-100,00	-100,00
746 SAMPIT	199.836	586.505	-	-	-100,00	-100,00
7307999000 Oth tube/pipe fittings, not butt welding/flanges/elbows, internal diameter >=15cm	110.282	534.204	4.289	27.117	-96,11	-94,92
746 SAMPIT	110.282	534.204	4.289	27.117	-96,11	-94,92
7308109000 Other bridges and bridge sections	-	-	3.030.693	4.756.120	-	-
750 PULANG PISAU	-	-	3.030.693	4.756.120	-	-
7308906000 Other structures & parts of structures, perforated cable trays	9.730	5.700	-	-	-100,00	-100,00
746 SAMPIT	9.730	5.700	-	-	-100,00	-100,00
7308909200 Other structures & parts of structures, guardrails	1.309	7.402	-	-	-100,00	-100,00
746 SAMPIT	1.309	7.402	-	-	-100,00	-100,00
7308909900 Other structures & parts of structures, not guardrails	260.784	921.156	376.140	878.861	44,23	-4,59
750 PULANG PISAU	260.784	921.156	376.140	878.861	44,23	-4,59
7309001100 Reservoir, tank, vat & similar, of iron/steel, cap. >300ltr, lined/heat-insulated	213.363	949.442	-	-	-100,00	-100,00
746 SAMPIT	213.363	949.442	-	-	-100,00	-100,00

Lanjutan Tabel 2.8

KOMODITI HS 2012 / PELABUHAN BONGKAR	2012		2013		PERUBAHAN (%)	
	BERAT (KG)	NILAI (US\$)	BERAT (KG)	NILAI (US\$)	BERAT	NILAI
(1)	(2)	(3)	(4)	(5)	(6)	(7)
7309001900 Reservoir,tank,vat&similar,of iron/steel,cap.>300ltr,not lined/heat-insulated	1.065	4.000	-	-	-100,00	-100,00
746 SAMPIT	1.065	4.000	-	-	-100,00	-100,00
7309009100 Oth reservoi,tank,vat&similar,iron/steel,cap.>300ltr,lined/heat-insulated	39.170	395.785	-	-	-100,00	-100,00
746 SAMPIT	39.170	395.785	-	-	-100,00	-100,00
7309009900 Oth reservoi,tank,vat&similar,iron/steel,cap.>300ltr,not lined/heat-insulated	1.365.101	4.508.011	137.160	596.702	-89,95	-86,76
744 KUMAI	329.362	931.598	-	-	-100,00	-100,00
746 SAMPIT	962.902	3.319.199	53.001	252.421	-94,50	-92,40
750 PULANG PISAU	72.837	257.214	84.159	344.281	15,54	33,85
7310109090 Tank,cask,drum,can,boxe&similar,cap.>50L<=300L,not tinsplate,not casting&forging	8.809	24.892	-	-	-100,00	-100,00
744 KUMAI	8.809	24.892	-	-	-100,00	-100,00
7315899000 Other chain of mild steel not formotorcycles and bicycles	428	2.377	-	-	-100,00	-100,00
744 KUMAI	428	2.377	-	-	-100,00	-100,00
7316000000 Anchors, grapnels and parts thereof, of iron or steel	17.188	64.300	-	-	-100,00	-100,00
746 SAMPIT	17.188	64.300	-	-	-100,00	-100,00
7318120000 Other wood screws with an external diameter not exceeding 16 mm	-	-	1.681	14.882	-	-
746 SAMPIT	-	-	1.681	14.882	-	-
7318130000 Screw hooks and screw rings with an external dmtr not exceeding 16mm	-	-	1.087	9.628	-	-
746 SAMPIT	-	-	1.087	9.628	-	-
7318150000 Screw metal with/without nuts/washers with an external diameter <=16 mm	1.476	1.492	-	-	-100,00	-100,00
750 PULANG PISAU	1.476	1.492	-	-	-100,00	-100,00
7318160000 Nuts with an external diameter not exceeding 16 mm	752	13.985	-	-	-100,00	-100,00
746 SAMPIT	21	68	-	-	-100,00	-100,00
750 PULANG PISAU	731	13.917	-	-	-100,00	-100,00
7318190000 Other threaded articles of an external diameter not exceeding 16 mm	2.286	10.526	-	-	-100,00	-100,00
744 KUMAI	1.992	9.768	-	-	-100,00	-100,00
746 SAMPIT	293	712	-	-	-100,00	-100,00
750 PULANG PISAU	1	46	-	-	-100,00	-100,00

Lanjutan Tabel 2.8

KOMODITI HS 2012 / PELABUHAN BONGKAR	2012		2013		PERUBAHAN (%)	
	BERAT (KG)	NILAI (US\$)	BERAT (KG)	NILAI (US\$)	BERAT	NILAI
	(1)	(2)	(3)	(4)	(5)	(6)
7318210000 Non threaded artic. for spring washers & oth lock washers w an ext'nal d<16mm	1	25	-	-	-100,00	-100,00
750 PULANG PISAU	1	25	-	-	-100,00	-100,00
7318230000 Rivet with an external diameter notexceeding 16 mm	1	7	-	-	-100,00	-100,00
750 PULANG PISAU	1	7	-	-	-100,00	-100,00
7318290000 Oth non threaded artides wth anexternal diameter <= 16 mm	-	-	154	1.365	-	-
746 SAMPIT	-	-	154	1.365	-	-
7322900000 Other radiators for central heating	26.984	110.000	10.650	60.300	-60,53	-45,18
746 SAMPIT	26.984	110.000	10.650	60.300	-60,53	-45,18
7326906000 Bunsen burners	-	-	1.563	13.842	-	-
746 SAMPIT	-	-	1.563	13.842	-	-
7326909910 Spouts and cups for latex collection	794	2.600	-	-	-100,00	-100,00
746 SAMPIT	794	2.600	-	-	-100,00	-100,00
7326909990 Other articles not forged or steamed	11.385	58.645	-	-	-100,00	-100,00
744 KUMAI	2	39	-	-	-100,00	-100,00
746 SAMPIT	11.376	58.403	-	-	-100,00	-100,00
750 PULANG PISAU	7	203	-	-	-100,00	-100,00
7415332000 Bolts and nuts	-	-	203	1.642	-	-
746 SAMPIT	-	-	203	1.642	-	-
7419999090 Other articles of non copper	4.752	23.307	-	-	-100,00	-100,00
744 KUMAI	4.752	23.307	-	-	-100,00	-100,00
7614909000 Other stranded wire without steel core	42	466	-	-	-100,00	-100,00
750 PULANG PISAU	42	466	-	-	-100,00	-100,00
7907009990 Oth artides of zinc	3.498	13.200	-	-	-100,00	-100,00
746 SAMPIT	3.498	13.200	-	-	-100,00	-100,00
8001100000 Unwrought tin, not alloyed	1.346	11.392	-	-	-100,00	-100,00
750 PULANG PISAU	1.346	11.392	-	-	-100,00	-100,00

Lanjutan Tabel 2.8

KOMODITI HS 2012 / PELABUHAN BONGKAR	2012		2013		PERUBAHAN (%)	
	BERAT (KG)	NILAI (US\$)	BERAT (KG)	NILAI (US\$)	BERAT	NILAI
(1)	(2)	(3)	(4)	(5)	(6)	(7)
8204120000 Hand operated spanners and wrenches adjustable	1	21	1.154	36.100	115.300,00	171.804,76
750 PULANG PISAU	1	21	1.154	36.100	115.300,00	171.804,76
8205100000 Drilling, threading or tapping tools	4	52	-	-	-100,00	-100,00
750 PULANG PISAU	4	52	-	-	-100,00	-100,00
8205590000 Other hand tools , oth than househlo tools	57	1.503	-	-	-100,00	-100,00
750 PULANG PISAU	57	1.503	-	-	-100,00	-100,00
8205900000 Other including sets of articles of two or more subheadings of this heading	-	-	189	310	-	-
750 PULANG PISAU	-	-	189	310	-	-
8208400000 Knives&cutting blades for agricultural , horticultural or forestry machines	2.808	13.779	-	-	-100,00	-100,00
744 KUMAI	2.808	13.779	-	-	-100,00	-100,00
8208900000 Other knives and cutting blades formachines or for mechanical appliances	121	591	538	4.151	344,63	602,37
744 KUMAI	121	591	-	-	-100,00	-100,00
746 SAMPIT	-	-	538	4.151	-	-
8301100000 Padlocks	2	90	-	-	-100,00	-100,00
750 PULANG PISAU	2	90	-	-	-100,00	-100,00
8301700000 Keys presented separately	-	-	17	133	-	-
746 SAMPIT	-	-	17	133	-	-
8303000000 Armoured/reinforced safes, strong-boxes and doors and safe deposit lockers	328	7.550	-	-	-100,00	-100,00
750 PULANG PISAU	328	7.550	-	-	-100,00	-100,00
8311202010 Cored wire of alloy stell,cont by weight 4,5% / carbon / chromium, in rolls	-	-	40.598	61.532	-	-
750 PULANG PISAU	-	-	40.598	61.532	-	-
8402111000 Watertube boiler with steam production > 45 t/ h with electrical operated	28.944	102.323	1.962.090	6.416.948	6.678,92	6.171,27
746 SAMPIT	-	-	1.962.090	6.416.948	-	-
750 PULANG PISAU	28.944	102.323	-	-	-100,00	-100,00
8402121100 Watertube boilers elect. with a steam 15 tons <= steam prod.< 45 tons/hours	1.872.373	8.093.655	1.554.505	4.790.185	-16,98	-40,82
744 KUMAI	-	-	461.080	1.278.800	-	-
746 SAMPIT	1.567.805	7.100.990	704.933	2.228.899	-55,04	-68,61
750 PULANG PISAU	304.568	992.665	388.492	1.282.486	27,56	29,20

Lanjutan Tabel 2.8

KOMODITI HS 2012 / PELABUHAN BONGKAR	2012		2013		PERUBAHAN (%)	
	BERAT (KG)	NILAI (US\$)	BERAT (KG)	NILAI (US\$)	BERAT	NILAI
(1)	(2)	(3)	(4)	(5)	(6)	(7)
8402121900 Watertube boilers electric with a steamprod < 15 tons /hours	-	-	1.004.814	3.997.750	-	-
744 KUMAI	-	-	952.440	3.632.000	-	-
746 SAMPIT	-	-	52.374	365.750	-	-
8402901000 Part of boiler bodies or shells	9.949	74.459	8.500	35.421	-14,56	-52,43
746 SAMPIT	9.949	74.459	8.500	35.421	-14,56	-52,43
8402909000 Oth than part of boiler bodies or shells	92.446	61.011	1.342.623	2.064.749	1.352,33	3.284,22
744 KUMAI	8.575	20.007	3.120	71.846	-63,62	259,10
746 SAMPIT	83.871	41.004	750	1.000	-99,11	-97,56
750 PULANG PISAU	-	-	1.338.753	1.991.903	-	-
8404101090 Economiser,super-heaters,gas revererswith boilers of heading 84.02	6.049	25.481	-	-	-100,00	-100,00
746 SAMPIT	6.049	25.481	-	-	-100,00	-100,00
8404901100 Parts boiler bodies or shells of goods of subheading 8404.10.10 :	-	-	3.800	5.620	-	-
750 PULANG PISAU	-	-	3.800	5.620	-	-
8404901900 Part oth than boiler bodies or shells of goods of subheading 8404.10.10 :	-	-	1.897.136	5.192.986	-	-
750 PULANG PISAU	-	-	1.897.136	5.192.986	-	-
8406820000 Turbines oth than marine propulsion of an output not exceeding 40 MW	47.045	1.483.273	32.171	667.612	-31,62	-54,99
743 PANGKALAN BUN	-	-	16.051	327.000	-	-
744 KUMAI	47.045	1.483.273	-	-	-100,00	-100,00
746 SAMPIT	-	-	7.000	170.000	-	-
750 PULANG PISAU	-	-	9.120	170.612	-	-
8409991900 Other engine of machinery of heading 8429 or 8430	2	95	-	-	-100,00	-100,00
750 PULANG PISAU	2	95	-	-	-100,00	-100,00
8412210000 Hydraulic power engines and motors with linear acting (cylinders)	12.098	165.447	6.525	115.000	-46,07	-30,49
744 KUMAI	47	228	-	-	-100,00	-100,00
746 SAMPIT	-	-	6.525	115.000	-	-
750 PULANG PISAU	12.051	165.219	-	-	-100,00	-100,00

Lanjutan Tabel 2.8

KOMODITI HS 2012 / PELABUHAN BONGKAR	2012		2013		PERUBAHAN (%)	
	BERAT (KG)	NILAI (US\$)	BERAT (KG)	NILAI (US\$)	BERAT	NILAI
(1)	(2)	(3)	(4)	(5)	(6)	(7)
8412290000 Hydraulic power engines and motors with other linear acting (cylinders)	260.904	2.317.072	-	-	-100,00	-100,00
744 KUMAI	23.477	369.928	-	-	-100,00	-100,00
750 PULANG PISAU	237.427	1.947.144	-	-	-100,00	-100,00
8412390000 Pneumatic power engines and motors with other linear acting (cylinders)	1.520	1.487	-	-	-100,00	-100,00
750 PULANG PISAU	1.520	1.487	-	-	-100,00	-100,00
8412800000 Oth engines and motors	21.934	61.843	-	-	-100,00	-100,00
744 KUMAI	21.934	61.843	-	-	-100,00	-100,00
8412909000 oth parts of engines of subheading 841	22.310	183.006	-	-	-100,00	-100,00
750 PULANG PISAU	22.310	183.006	-	-	-100,00	-100,00
8413190000 Oth Pumps for dispens fuel/lubricants of the type used in fill station/in garage	125.216	528.754	-	-	-100,00	-100,00
746 SAMPIT	125.216	528.754	-	-	-100,00	-100,00
8413201000 Water pump for hand pump, oth than those of subheading 8413.11 / 8413.19	17.326	73.313	-	-	-100,00	-100,00
746 SAMPIT	17.326	73.313	-	-	-100,00	-100,00
8413209000 Oth Water pump for hand pump, oth than those of subheading 8413.11 / 8413.19	5.304	36.993	-	-	-100,00	-100,00
746 SAMPIT	3.574	13.320	-	-	-100,00	-100,00
750 PULANG PISAU	1.730	23.673	-	-	-100,00	-100,00
8413309200 Other water pumps or fuel pumps of kind used for eng of mtr vhl head 8702-8704	32	1.520	-	-	-100,00	-100,00
750 PULANG PISAU	32	1.520	-	-	-100,00	-100,00
8413309900 Other Cooling medium pumps for internal combustion piston engines	1.521	5.800	-	-	-100,00	-100,00
746 SAMPIT	1.521	5.800	-	-	-100,00	-100,00
8413609000 Oth rotary positive displacement pumps, with flow rate > 13000 m/h	684	2.500	-	-	-100,00	-100,00
746 SAMPIT	684	2.500	-	-	-100,00	-100,00
8413701900 Oth centrifugal pumps; single suction horizontal shaft water pumps	15.066	68.381	575	8.145	-96,18	-88,09
746 SAMPIT	15.066	68.381	575	8.145	-96,18	-88,09
8413703900 Submersible water pumps with an inlet diameter => 200 mm	38.061	247.500	-	-	-100,00	-100,00
746 SAMPIT	38.061	247.500	-	-	-100,00	-100,00
8413704120 Oth water pumps of flow rate < 8000 m/h of with diamtr > 200 mm of not elctrlly operat	-	-	2	1.000	-	-
746 SAMPIT	-	-	2	1.000	-	-

Lanjutan Tabel 2.8

KOMODITI HS 2012 / PELABUHAN BONGKAR	2012		2013		PERUBAHAN (%)	
					BERAT	NILAI
	BERAT (KG)	NILAI (US\$)	BERAT (KG)	NILAI (US\$)	BERAT	NILAI
(1)	(2)	(3)	(4)	(5)	(6)	(7)
8413811110 Water pump with flow rate <= 8000 m/hwith electricly operated	57.114	255.919	397	16.039	-99,30	-93,73
746 SAMPIT	56.949	249.880	-	-	-100,00	-100,00
750 PULANG PISAU	165	6.039	397	16.039	140,61	165,59
8413811120 Water pump with flow rate <= 8000 m/hwith not electricly operated	557	20.288	-	-	-100,00	-100,00
750 PULANG PISAU	557	20.288	-	-	-100,00	-100,00
8413811900 Water pump with flow rate >= 13000 m/h	118.182	482.172	261.826	890.293	121,54	84,64
744 KUMAI	33.333	182.192	-	-	-100,00	-100,00
746 SAMPIT	1.825	6.920	-	-	-100,00	-100,00
750 PULANG PISAU	83.024	293.060	261.826	890.293	215,36	203,79
8413911000 Part of pumps subheading 8413.20.10	1.314	30.165	-	-	-100,00	-100,00
750 PULANG PISAU	1.314	30.165	-	-	-100,00	-100,00
8413919000 Part of other pumps	5.394	62.014	3.312	103.600	-38,60	67,06
746 SAMPIT	1.217	4.600	-	-	-100,00	-100,00
750 PULANG PISAU	4.177	57.414	3.312	103.600	-20,71	80,44
8414100000 Vakum pumps	4.375	31.446	-	-	-100,00	-100,00
746 SAMPIT	4.375	31.446	-	-	-100,00	-100,00
8414309000 Compr kind refrgt eqp oth with cap refr<21.10 kw or displacmnt perrevl=>220 cc	4.209	19.742	1.146	6.045	-72,77	-69,38
746 SAMPIT	4.209	19.742	1.146	6.045	-72,77	-69,38
8414593000 Blower with capacity < 125 kw	21.959	137.229	-	-	-100,00	-100,00
746 SAMPIT	21.959	137.229	-	-	-100,00	-100,00
8414594900 Oth fans of a capacity <125 kw withprotective screen	5.072	26.831	-	-	-100,00	-100,00
746 SAMPIT	5.072	26.831	-	-	-100,00	-100,00
8414599100 Fans floor with protective screen	8.177	82.612	2.517	11.959	-69,22	-85,52
746 SAMPIT	8.177	82.612	2.517	11.959	-69,22	-85,52
8414599900 Oth fans floor with protective screen	71.551	409.238	2.808	13.399	-96,08	-96,73
744 KUMAI	7.431	87.348	-	-	-100,00	-100,00
746 SAMPIT	64.120	321.890	2.808	13.399	-95,62	-95,84

Lanjutan Tabel 2.8

KOMODITI HS 2012 / PELABUHAN BONGKAR	2012		2013		PERUBAHAN (%)	
	BERAT (KG)	NILAI (US\$)	BERAT (KG)	NILAI (US\$)	BERAT	NILAI
(1)	(2)	(3)	(4)	(5)	(6)	(7)
8414801900 Hoods have max horizontal side>120 cm,no fitt with filter,not suit for ind use	10.419	39.000	-	-	-100,00	-100,00
746 SAMPIT	10.419	39.000	-	-	-100,00	-100,00
8414804900 oth Gas compr modul for use in oil drill oth than those of subhd 841430 & 841440	13.617	302.040	-	-	-100,00	-100,00
744 KUMAI	4.495	12.870	-	-	-100,00	-100,00
746 SAMPIT	9.122	289.170	-	-	-100,00	-100,00
8414809000 Hoods having maximum horizontalside > 120 cm for air pumps	152.149	613.422	1.210	5.761	-99,20	-99,06
744 KUMAI	8.989	25.360	-	-	-100,00	-100,00
746 SAMPIT	143.160	588.062	1.210	5.761	-99,15	-99,02
8414901900 Oth parts of pumps or compressors for goods of subheading 8414.40	-	-	270	1.500	-	-
750 PULANG PISAU	-	-	270	1.500	-	-
8414902900 Oth part of kind for fan suitable use in goods of heading 8415, 8418, 8509/8516	-	-	2.398	75.000	-	-
750 PULANG PISAU	-	-	2.398	75.000	-	-
8415811200 Inc.refri, revers heat pump, use in aircraft op ut>21.10kw, air flow>67.36 m3/m	573	13.136	-	-	-100,00	-100,00
750 PULANG PISAU	573	13.136	-	-	-100,00	-100,00
8419199000 Instant water heaters oth than gas ,not for household type, non electric	135.500	550.629	-	-	-100,00	-100,00
746 SAMPIT	135.500	550.629	-	-	-100,00	-100,00
8419391900 Other dryers machine electrically operated	212.153	919.075	3.775	17.960	-98,22	-98,05
746 SAMPIT	212.153	919.075	3.775	17.960	-98,22	-98,05
8419401000 Distilling/rectifying plant electrically operated	13.175	133.338	-	-	-100,00	-100,00
746 SAMPIT	13.175	133.338	-	-	-100,00	-100,00
8419501000 Heat exchange units for Cooling towers	44.200	176.095	-	-	-100,00	-100,00
746 SAMPIT	44.200	176.095	-	-	-100,00	-100,00
8419509010 Condensers for air conditioners for motor vehicles	1.072	24.109	-	-	-100,00	-100,00
746 SAMPIT	1.072	24.109	-	-	-100,00	-100,00
8419509020 Oth condensers for air conditioners	19.456	331.391	-	-	-100,00	-100,00
746 SAMPIT	19.456	331.391	-	-	-100,00	-100,00

Lanjutan Tabel 2.8

KOMODITI HS 2012 / PELABUHAN BONGKAR	2012		2013		PERUBAHAN (%)	
	BERAT (KG)	NILAI (US\$)	BERAT (KG)	NILAI (US\$)	BERAT	NILAI
	(1)	(2)	(3)	(4)	(5)	(6)
8419509040 Oth condensers not electrically operated	3.753	85.387	-	-	-100,00	-100,00
746 SAMPIT	3.753	85.387	-	-	-100,00	-100,00
8419602000 Machinery for liquefying air or othgases not electrically operated	2.587	58.694	-	-	-100,00	-100,00
746 SAMPIT	2.587	58.694	-	-	-100,00	-100,00
8419891300 Machinery by a proces involving heat for manufacture of PCB/PWB's/PCA's elect op	-	-	158.679	628.509	-	-
750 PULANG PISAU	-	-	158.679	628.509	-	-
8419891900 Oth mach for making hot drinks/for cooking/heating food,electricall operate	1.824.201	9.045.060	490.836	2.818.291	-73,09	-68,84
744 KUMAI	255.343	739.967	-	-	-100,00	-100,00
746 SAMPIT	1.449.071	7.470.834	301.469	1.706.459	-79,20	-77,16
750 PULANG PISAU	119.787	834.259	189.367	1.111.832	58,09	33,27
8419901900 Parts, oth machicne electrically operated	13.475	63.316	186	5.800	-98,62	-90,84
744 KUMAI	12.225	34.640	-	-	-100,00	-100,00
750 PULANG PISAU	1.250	28.676	186	5.800	-85,12	-79,77
8419902100 Part machine,non-electric op,for treatby proces involve heat ,household type	223	5.116	-	-	-100,00	-100,00
750 PULANG PISAU	223	5.116	-	-	-100,00	-100,00
8419902900 Part machine,non-electric op,for treatby proces involve heat ,not household ty	183	6.564	532	11.188	190,71	70,44
746 SAMPIT	183	6.564	532	11.188	190,71	70,44
8421211900 Oth filtering/purifiying water machin& app of a capacity <= 500 l/h	18.356	65.117	-	-	-100,00	-100,00
744 KUMAI	4.090	23.238	-	-	-100,00	-100,00
746 SAMPIT	14.266	41.879	-	-	-100,00	-100,00
8421212200 Filtering/purifiying water machine & app,electrically operated of a cap> 500 l/h	25.817	119.680	-	-	-100,00	-100,00
746 SAMPIT	25.817	119.680	-	-	-100,00	-100,00
8421212300 Filtering/purifiying water machine & app,non electric operated of a cap> 500 l/h	7.342	31.750	-	-	-100,00	-100,00
746 SAMPIT	7.342	31.750	-	-	-100,00	-100,00
8421231100 Oil filters for internal combustionengines machinery pos 8429 or 8430	24	2.305	-	-	-100,00	-100,00
746 SAMPIT	24	2.305	-	-	-100,00	-100,00

Lanjutan Tabel 2.8

KOMODITI HS 2012 / PELABUHAN BONGKAR	2012		2013		PERUBAHAN (%)	
	BERAT (KG)	NILAI (US\$)	BERAT (KG)	NILAI (US\$)	BERAT	NILAI
(1)	(2)	(3)	(4)	(5)	(6)	(7)
8421299000 Oth filtering machinery & apparatus for liquids not electrically operated	209.524	1.422.353	13.330	331.760	-93,64	-76,68
744 KUMAI	77.090	347.393	11.732	325.485	-84,78	-6,31
746 SAMPIT	130.720	1.068.812	-	-	-100,00	-100,00
750 PULANG PISAU	1.714	6.148	1.598	6.275	-6,77	2,07
8421399000 Filtering machines & apparatus for gases	5.559	88.815	-	-	-100,00	-100,00
746 SAMPIT	5.559	88.815	-	-	-100,00	-100,00
8421999900 Oth parts of goods of subheading 8421.21.11/8421.21.21	7	328	143	2.039	1.942,86	521,65
746 SAMPIT	-	-	104	839	-	-
750 PULANG PISAU	7	328	39	1.200	457,14	265,85
8423812000 Oth weighing machinery, max capacity ≤ 30 kg, not electrically operated	20.838	77.400	-	-	-100,00	-100,00
746 SAMPIT	20.838	77.400	-	-	-100,00	-100,00
8423891000 Oth weigh mach, oth. capacity > 5 000kg, electrically operated	2.666	9.389	7.847	37.074	194,34	294,87
750 PULANG PISAU	2.666	9.389	7.847	37.074	194,34	294,87
8424300000 Steam/sand blasting machines & similar jet projecting machines, electrical operate	9.344	40.256	-	-	-100,00	-100,00
746 SAMPIT	9.344	40.256	-	-	-100,00	-100,00
8424811000 Oth spraying liquid machine for agricul/hortikultural, drip irrigation systems	4.944	19.749	-	-	-100,00	-100,00
746 SAMPIT	4.944	19.749	-	-	-100,00	-100,00
8425110000 Pulley tackle & hoists oth than skip for raising vehicles, by electric motor	-	-	27.496	69.648	-	-
750 PULANG PISAU	-	-	27.496	69.648	-	-
8425190000 Pulley tackle & hoists oth than skip for raising vehicles, not electric motor	-	-	4.877	7.294	-	-
750 PULANG PISAU	-	-	4.877	7.294	-	-
8425390000 Oth winches; capstans, oth than powered by oth electric motor	41.634	266.891	-	-	-100,00	-100,00
744 KUMAI	13.843	39.001	-	-	-100,00	-100,00
750 PULANG PISAU	27.791	227.890	-	-	-100,00	-100,00
8426192000 Bridge cranes	-	-	57.661	145.962	-	-
750 PULANG PISAU	-	-	57.661	145.962	-	-
8426193000 Gantry cranes	-	-	8.542	21.422	-	-
750 PULANG PISAU	-	-	8.542	21.422	-	-

Lanjutan Tabel 2.8

KOMODITI HS 2012 / PELABUHAN BONGKAR	2012		2013		PERUBAHAN (%)	
	BERAT (KG)	NILAI (US\$)	BERAT (KG)	NILAI (US\$)	BERAT	NILAI
	(1)	(2)	(3)	(4)	(5)	(6)
8426199000 Other transporter cranes	752	14.505	116.958	204.550	15.452,93	1.310,20
746 SAMPIT	752	14.505	-	-	-100,00	-100,00
750 PULANG PISAU	-	-	116.958	204.550	-	-
8426410000 Other Mobile lifting frames, self propelled, on tyres	-	-	400.853	643.320	-	-
750 PULANG PISAU	-	-	400.853	643.320	-	-
8426490000 Other Mobile lifting frames, self propelled, oth than on tyres	278.406	3.832.500	5.339	13.181	-98,08	-99,66
750 PULANG PISAU	278.406	3.832.500	5.339	13.181	-98,08	-99,66
8426990000 Other derricks machine designed formounting oth than on road vehicles	211	3.189	-	-	-100,00	-100,00
750 PULANG PISAU	211	3.189	-	-	-100,00	-100,00
8428329000 Oth continuous act elevators & conveyorsof bucket type,not used for agri type	2.014.606	8.239.278	58.781	370.268	-97,08	-95,51
746 SAMPIT	1.611.114	6.964.025	58.781	370.268	-96,35	-94,68
750 PULANG PISAU	403.492	1.275.253	-	-	-100,00	-100,00
8428399000 Oth continuous-action elevators&conveyor, for goods/materials	754.054	2.496.163	5.731	57.270	-99,24	-97,71
744 KUMAI	424.647	1.200.900	-	-	-100,00	-100,00
746 SAMPIT	329.406	1.295.109	5.731	57.270	-98,26	-95,58
750 PULANG PISAU	1	154	-	-	-100,00	-100,00
8428909000 Other machine for lifting, handling, loading/unloading	196.503	555.682	521	16.300	-99,73	-97,07
744 KUMAI	196.503	555.682	-	-	-100,00	-100,00
750 PULANG PISAU	-	-	521	16.300	-	-
8429190000 Bulldozer & angledozers other than track laying	203	3.921	-	-	-100,00	-100,00
746 SAMPIT	203	3.921	-	-	-100,00	-100,00
8429510000 Front-end shovel loaders	-	-	59.679	94.232	-	-
750 PULANG PISAU	-	-	59.679	94.232	-	-
8430500000 Oth moving,grading,levelling,scrapingmachinery, self-propelled	-	-	3.413	5.409	-	-
750 PULANG PISAU	-	-	3.413	5.409	-	-
8430690000 Oth machinery of hedaing 84.30 not self-propelled	-	-	1.082	1.710	-	-
750 PULANG PISAU	-	-	1.082	1.710	-	-

Lanjutan Tabel 2.8

KOMODITI HS 2012 / PELABUHAN BONGKAR	2012		2013		PERUBAHAN (%)	
	BERAT (KG)	NILAI (US\$)	BERAT (KG)	NILAI (US\$)	BERAT	NILAI
(1)	(2)	(3)	(4)	(5)	(6)	(7)
8431399000 Part of other lifting,handling/loadingmachine	1.710.854	8.554.447	-	-	-100,00	-100,00
750 PULANG PISAU	1.710.854	8.554.447	-	-	-100,00	-100,00
8431491000 Parts of machinery of heading 84.26 oththan Buckets, shovels, grabs and grips	1.208	27.695	-	-	-100,00	-100,00
750 PULANG PISAU	1.208	27.695	-	-	-100,00	-100,00
8431499000 Oth parts suitable use of machinery of heading 84.30	39.956	427.116	5.755	180.000	-85,60	-57,86
750 PULANG PISAU	39.956	427.116	5.755	180.000	-85,60	-57,86
8432909000 Parts oth machinery for soil preparation/cultivation	-	-	406	3.591	-	-
746 SAMPIT	-	-	406	3.591	-	-
8433520000 Other threshing machinery	95.768	343.374	204.920	547.464	113,98	59,44
746 SAMPIT	2.937	15.600	-	-	-100,00	-100,00
750 PULANG PISAU	92.831	327.774	204.920	547.464	120,75	67,02
8435101000 Presses,crushers & manufacture of wine,cider,fruit juices,electric operated	194.280	937.672	305.868	2.170.813	57,44	131,51
746 SAMPIT	194.280	937.672	305.868	2.170.813	57,44	131,51
8435901000 Parts of presses,crushers & manufacture of wine,cider,fruit juices,electr opera	3.859	9.236	8.968	42.536	132,39	360,55
746 SAMPIT	3.859	9.236	8.968	42.536	132,39	360,55
8436801100 Other agric or horticultural machine,electric operated, inc Germination plant	9.285	47.250	-	-	-100,00	-100,00
746 SAMPIT	9.285	47.250	-	-	-100,00	-100,00
8436801900 Other machine, electric operated for poultry include bee keeping	-	-	3.615	33.010	-	-
746 SAMPIT	-	-	3.615	33.010	-	-
8436992900 Parts of other poultry/bee-keepingmachine, not electric operated	-	-	4.266	30.668	-	-
746 SAMPIT	-	-	4.266	30.668	-	-
8437103000 Machine for clean,sorting/grading seed ,grain dried leguminous vegetables,electr	15.073	76.650	-	-	-100,00	-100,00
746 SAMPIT	15.073	76.650	-	-	-100,00	-100,00
8459691000 Other milling machines, electricallyoperated	16.729	88.660	-	-	-100,00	-100,00
746 SAMPIT	16.729	88.660	-	-	-100,00	-100,00
8460391000 Oth sharpening (tool/cutter grinding)machines, electrically operated	25.612	69.800	-	-	-100,00	-100,00
746 SAMPIT	25.612	69.800	-	-	-100,00	-100,00

Lanjutan Tabel 2.8

KOMODITI HS 2012 / PELABUHAN BONGKAR	2012		2013		PERUBAHAN (%)	
	BERAT (KG)	NILAI (US\$)	BERAT (KG)	NILAI (US\$)	BERAT	NILAI
	(2)	(3)	(4)	(5)	(6)	(7)
(1)	(2)	(3)	(4)	(5)	(6)	(7)
8464201000 Grinding/polishing machines,electrically operated	75.850	117.185	-	-	-100,00	-100,00
744 KUMAI	75.850	117.185	-	-	-100,00	-100,00
8466939000 Parts&aces suitable for mach of otherheadings 84.56 to 84.61	-	-	6.656	58.950	-	-
746 SAMPIT	-	-	6.656	58.950	-	-
8467190000 Tool for working in the hand,pneumatic,in other type	650	704	-	-	-100,00	-100,00
746 SAMPIT	650	704	-	-	-100,00	-100,00
8468800000 Other machinery and apparatus	128	420	-	-	-100,00	-100,00
746 SAMPIT	128	420	-	-	-100,00	-100,00
8471604000 X-y coordinate input devices,includingmouse,light pens,joystick,track balls	1	94	-	-	-100,00	-100,00
750 PULANG PISAU	1	94	-	-	-100,00	-100,00
8472903000 Other office machines,electrically operated	5	1.308	-	-	-100,00	-100,00
746 SAMPIT	5	1.308	-	-	-100,00	-100,00
8474101000 Sorting,screening,separating/washingmachines, electrically operated	258.443	869.311	10.516	15.680	-95,93	-98,20
744 KUMAI	-	-	8.600	7.800	-	-
746 SAMPIT	49.557	207.829	1.500	7.222	-96,97	-96,53
750 PULANG PISAU	208.886	661.482	416	658	-99,80	-99,90
8474102000 Sorting,screening,separating/washingmachines, not electrically operated	5.628	21.000	-	-	-100,00	-100,00
746 SAMPIT	5.628	21.000	-	-	-100,00	-100,00
8474201900 Crushing/grinding mach for earth,oresoth mineral substances,elect operatated	75.312	265.986	174.059	699.675	131,12	163,05
750 PULANG PISAU	75.312	265.986	174.059	699.675	131,12	163,05
8474311000 Concrete/mortar mixers, electricallyoperated	33.800	110.190	32.628	51.478	-3,47	-53,28
746 SAMPIT	33.800	110.190	-	-	-100,00	-100,00
750 PULANG PISAU	-	-	32.628	51.478	-	-
8474391000 Other mixing/kneading machineselectrically operated	280	7.705	4.328	6.805	1.445,71	-11,68
746 SAMPIT	280	7.705	-	-	-100,00	-100,00
750 PULANG PISAU	-	-	4.328	6.805	-	-

Lanjutan Tabel 2.8

KOMODITI HS 2012 / PELABUHAN BONGKAR	2012		2013		PERUBAHAN (%)	
	BERAT (KG)	NILAI (US\$)	BERAT (KG)	NILAI (US\$)	BERAT	NILAI
(1)	(2)	(3)	(4)	(5)	(6)	(7)
8474801000 Mach for agglomerating,shaping/mauld solid mineral fuels,electric operated	20.896	566.970	-	-	-100,00	-100,00
746 SAMPIT	20.896	566.970	-	-	-100,00	-100,00
8474901000 Parts of mach for sort,creen,separate,wash,crush,grinding&mixing,elect oprtd	548	7.311	-	-	-100,00	-100,00
750 PULANG PISAU	548	7.311	-	-	-100,00	-100,00
8479101000 Machinery for public works,building/the like electrically operated	7.720	35.090	-	-	-100,00	-100,00
746 SAMPIT	7.720	35.090	-	-	-100,00	-100,00
8479201000 Mach for the extract/preparation of animal/fix vegetabl fat/oil, elect oprtd	5.117.173	19.065.854	3.186.052	10.099.760	-37,74	-47,03
744 KUMAI	2.341.655	9.381.017	40.130	842.751	-98,29	-91,02
746 SAMPIT	2.327.184	7.996.667	2.871.002	7.888.800	23,37	-1,35
750 PULANG PISAU	448.334	1.688.170	274.920	1.368.209	-38,68	-18,95
8479202000 Mach for the extract/preparation of animal/fix vegetabl fat/oil,not electrically	22.040	82.632	-	-	-100,00	-100,00
746 SAMPIT	22.040	82.632	-	-	-100,00	-100,00
8479821000 Mixing,kneading,crush,grind,screen,sift,homogenis,& emulsift/stirr machelectrica	360.316	1.783.250	104.918	890.584	-70,88	-50,06
744 KUMAI	161.375	699.437	52.630	387.254	-67,39	-44,63
746 SAMPIT	198.941	1.083.813	31.142	370.125	-84,35	-65,85
750 PULANG PISAU	-	-	21.146	133.205	-	-
8479892000 Machinery for assembling CPU	687	2.250	-	-	-100,00	-100,00
746 SAMPIT	687	2.250	-	-	-100,00	-100,00
8479893000 Oth mach for assembling CPU daughterboard in plastic case/housing,elect oprt	73.314	503.652	-	-	-100,00	-100,00
744 KUMAI	72.091	486.952	-	-	-100,00	-100,00
750 PULANG PISAU	1.223	16.700	-	-	-100,00	-100,00
8479894000 Oth mach for assembling CPU daughterboard in plastic case/housing,not electr	8.137	30.470	-	-	-100,00	-100,00
746 SAMPIT	8.137	30.470	-	-	-100,00	-100,00
8479902000 Part of goods Oth mach for assembling CPU daughter plastic case/housing board	985	17.256	-	-	-100,00	-100,00
750 PULANG PISAU	985	17.256	-	-	-100,00	-100,00
8479903000 Part of oth electrically operated machine	376.450	1.791.610	140.766	738.488	-62,61	-58,78
744 KUMAI	365.976	1.697.807	106.574	534.659	-70,88	-68,51
746 SAMPIT	6.531	61.303	34.192	203.829	423,53	232,49
750 PULANG PISAU	3.943	32.500	-	-	-100,00	-100,00

Lanjutan Tabel 2.8

KOMODITI HS 2012 / PELABUHAN BONGKAR (1)	2012		2013		PERUBAHAN (%)	
	BERAT (KG) (2)	NILAI (US\$) (3)	BERAT (KG) (4)	NILAI (US\$) (5)	BERAT (6)	NILAI (7)
8479904000 Part of nonelectrically operated machinery	2.500	1.000	-	-	-100,00	-100,00
744 KUMAI	2.500	1.000	-	-	-100,00	-100,00
8481101900 Pres-reduce valve,iron/steel,automaticoperate ,5 cm ? internal diamtr <40cm	128.804	518.600	-	-	-100,00	-100,00
746 SAMPIT	128.804	518.600	-	-	-100,00	-100,00
8481301000 Check (nonreturn) valve of swing check-valve type,40 cm ?inlets intl dia< 60cm	776	14.485	-	-	-100,00	-100,00
746 SAMPIT	266	2.785	-	-	-100,00	-100,00
750 PULANG PISAU	510	11.700	-	-	-100,00	-100,00
8481309000 Other check (nonreturn) valves	505	2.897	-	-	-100,00	-100,00
744 KUMAI	505	2.897	-	-	-100,00	-100,00
8481401000 Safety/relief valves of copper/copperalloy < 2.5cm	1.877	43.072	-	-	-100,00	-100,00
750 PULANG PISAU	1.877	43.072	-	-	-100,00	-100,00
8481409000 Oth safety/relief valves	904	5.147	-	-	-100,00	-100,00
744 KUMAI	904	5.147	-	-	-100,00	-100,00
8481807200 Other ball valves	2.681	17.097	-	-	-100,00	-100,00
744 KUMAI	2.681	17.097	-	-	-100,00	-100,00
8481807300 Gate valve,manual operate,of iron/steel,5cm ?inlet/outlet internal diamt < 40 cm	2.456	22.762	-	-	-100,00	-100,00
744 KUMAI	613	3.467	-	-	-100,00	-100,00
746 SAMPIT	1.843	19.295	-	-	-100,00	-100,00
8481809900 Other Fuel cut-off for vehicle	50.996	237.659	42.983	204.215	-15,71	-14,07
744 KUMAI	1.179	6.932	-	-	-100,00	-100,00
746 SAMPIT	49.817	230.727	42.983	204.215	-13,72	-11,49
8481909000 Others parts for taps, cocks, valvesand similar appliances	2.780	15.791	-	-	-100,00	-100,00
744 KUMAI	2.780	15.791	-	-	-100,00	-100,00
8482500000 Oth cylindrical roller bearings	448	10.300	-	-	-100,00	-100,00
750 PULANG PISAU	448	10.300	-	-	-100,00	-100,00

Lanjutan Tabel 2.8

KOMODITI HS 2012 / PELABUHAN BONGKAR	2012		2013		PERUBAHAN (%)	
	BERAT (KG)	NILAI (US\$)	BERAT (KG)	NILAI (US\$)	BERAT	NILAI
(1)	(2)	(3)	(4)	(5)	(6)	(7)
8482800000 Oth,includ.combined ball/roller bearings	-	-	41	375	-	-
746 SAMPIT	-	-	41	375	-	-
8483109000 Other transmission shafts	70	2.473	7.389	21.739	10.455,71	779,05
746 SAMPIT	19	50	7.389	21.739	38.789,47	43.378,00
750 PULANG PISAU	51	2.423	-	-	-100,00	-100,00
8483202000 Bearing housing incorp. ball or rollerbearings for mach.of bulldozer or grading	169	2.534	-	-	-100,00	-100,00
750 PULANG PISAU	169	2.534	-	-	-100,00	-100,00
8483402000 Gear&gearing oth than toothed wheels,for marine vessels	11.156	91.591	-	-	-100,00	-100,00
750 PULANG PISAU	11.156	91.591	-	-	-100,00	-100,00
8483409000 Gear&gearing oth than toothed wheels,for oth mar.vsl/mach of moving grading	560.680	4.660.996	20.707	200.590	-96,31	-95,70
744 KUMAI	53.861	517.071	-	-	-100,00	-100,00
746 SAMPIT	39.001	218.447	20.707	200.590	-46,91	-8,17
750 PULANG PISAU	467.818	3.925.478	-	-	-100,00	-100,00
8483500000 Flywheels&pulleys,including pulley block	46.472	216.630	-	-	-100,00	-100,00
746 SAMPIT	6.000	6.486	-	-	-100,00	-100,00
750 PULANG PISAU	40.472	210.144	-	-	-100,00	-100,00
8483600000 Clutches & shaft couplings(including universal joints)	553	10.453	3.582	31.381	547,74	200,21
746 SAMPIT	553	10.453	3.582	31.381	547,74	200,21
8483901900 Oth. parts of goods of trans. shafts	586	7.401	-	-	-100,00	-100,00
746 SAMPIT	38	97	-	-	-100,00	-100,00
750 PULANG PISAU	548	7.304	-	-	-100,00	-100,00
8483909900 Oth toothed wheels, chain sproccated	356	4.197	-	-	-100,00	-100,00
744 KUMAI	356	4.197	-	-	-100,00	-100,00
8484100000 Gaskets&similar joint metal sheetingcombined with oth material/2 more layers	4	39	-	-	-100,00	-100,00
750 PULANG PISAU	4	39	-	-	-100,00	-100,00
8484200000 Mechanical seal	-	-	107	967	-	-
746 SAMPIT	-	-	107	967	-	-
8487900000 Oth mach. parts, not cont. electric con-nector,insulator,coil, oth elec.features	744	14.748	-	-	-100,00	-100,00
750 PULANG PISAU	744	14.748	-	-	-100,00	-100,00

Lanjutan Tabel 2.8

KOMODITI HS 2012 / PELABUHAN BONGKAR	2012		2013		PERUBAHAN (%)	
	BERAT (KG)	NILAI (US\$)	BERAT (KG)	NILAI (US\$)	BERAT	NILAI
	(1)	(2)	(3)	(4)	(5)	(6)
8501109900 Others spindle (AC/DC) motors	9.521	33.571	15.180	60.992	59,44	81,68
750 PULANG PISAU	9.521	33.571	15.180	60.992	59,44	81,68
8501202900 Other universal (AC/DC) motors of an output > 1 kw	-	-	127	674	-	-
746 SAMPIT	-	-	127	674	-	-
8501330000 Motor dc, Generator dc 75 kw < an output ? 375 kw	4.808	39.204	-	-	-100,00	-100,00
750 PULANG PISAU	4.808	39.204	-	-	-100,00	-100,00
8501521900 Other motor ac, multi-phase of 750 w < an output ? 1 kw	-	-	30	642	-	-
746 SAMPIT	-	-	30	642	-	-
8501522900 Other motor ac, multi-phase of 1 kw < an output ? 37.5 kw	2.501	8.655	-	-	-100,00	-100,00
746 SAMPIT	2.501	8.655	-	-	-100,00	-100,00
8501523900 Other motor ac, multi-phase of an output > 37.5 kw	-	-	2.294	23.180	-	-
746 SAMPIT	-	-	2.294	23.180	-	-
8501530000 Motor ac of an output > 75 kw	89.047	730.692	-	-	-100,00	-100,00
750 PULANG PISAU	89.047	730.692	-	-	-100,00	-100,00
8501640000 Generator ac of an output > 750 kva	-	-	8.155	176.276	-	-
744 KUMAI	-	-	4.655	91.276	-	-
746 SAMPIT	-	-	3.500	85.000	-	-
8502131000 Electric generating sets & rotary conv. of an output > 12500 kva	-	-	114.780	181.315	-	-
750 PULANG PISAU	-	-	114.780	181.315	-	-
8502139000 Oth. elect generating sets & rotary conv. of an output > 12500 kva	11.500	179.844	-	-	-100,00	-100,00
746 SAMPIT	11.500	179.844	-	-	-100,00	-100,00
8502203000 Generator sets with spark-ignition internal combustion piston 100 kva < output ? 10000 kva	250.817	2.320.485	-	-	-100,00	-100,00
746 SAMPIT	66.913	1.738.959	-	-	-100,00	-100,00
750 PULANG PISAU	183.904	581.526	-	-	-100,00	-100,00
8504211000 Step-voltage regulators; instrument transformer with a power handling capacity ? 5 kva	1.391	31.863	-	-	-100,00	-100,00
750 PULANG PISAU	1.391	31.863	-	-	-100,00	-100,00

Lanjutan Tabel 2.8

KOMODITI HS 2012 / PELABUHAN BONGKAR (1)	2012		2013		PERUBAHAN (%)	
	BERAT (KG) (2)	NILAI (US\$) (3)	BERAT (KG) (4)	NILAI (US\$) (5)	BERAT (6)	NILAI (7)
8504312200 Oth ring current transformers	-	-	33.349	50.600	-	-
750 PULANG PISAU	-	-	33.349	50.600	-	-
8504401100 Uninterrupted power supplies (ups)	-	-	1	330	-	-
746 SAMPIT	-	-	1	330	-	-
8504401900 Other uninterrupted power supplies	126	1.252	-	-	-100,00	-100,00
750 PULANG PISAU	126	1.252	-	-	-100,00	-100,00
8505900000 Other electro magnetic including parts	1.603	21.837	-	-	-100,00	-100,00
750 PULANG PISAU	1.603	21.837	-	-	-100,00	-100,00
8514309000 Other furnaces and ovens	-	-	250	331	-	-
750 PULANG PISAU	-	-	250	331	-	-
8515290000 Mach and app for resistance welding of metal, non-automatic	224	1.080	-	-	-100,00	-100,00
746 SAMPIT	224	1.080	-	-	-100,00	-100,00
8515809000 Oth electric mach & app for hot spraying of metals/sintered metal carbides	-	-	22.276	33.828	-	-
750 PULANG PISAU	-	-	22.276	33.828	-	-
8517701000 Parts of control and adaptor units including gateways, bridges, routers	1.819	14.003	-	-	-100,00	-100,00
750 PULANG PISAU	1.819	14.003	-	-	-100,00	-100,00
8525801000 Web cameras	515	11.804	-	-	-100,00	-100,00
750 PULANG PISAU	515	11.804	-	-	-100,00	-100,00
8525805090 Other digital cameras	5.578	45.568	-	-	-100,00	-100,00
750 PULANG PISAU	5.578	45.568	-	-	-100,00	-100,00
8526109000 Other radar apparatus	11.924	97.500	-	-	-100,00	-100,00
750 PULANG PISAU	11.924	97.500	-	-	-100,00	-100,00
8528591000 Other monitor, colour	3.383	77.672	-	-	-100,00	-100,00
750 PULANG PISAU	3.383	77.672	-	-	-100,00	-100,00
8529102100 Parabolic aerial reflector dishes for TV reception	326	7.470	-	-	-100,00	-100,00
750 PULANG PISAU	326	7.470	-	-	-100,00	-100,00

Lanjutan Tabel 2.8

KOMODITI HS 2012 / PELABUHAN BONGKAR	2012		2013		PERUBAHAN (%)	
	BERAT (KG)	NILAI (US\$)	BERAT (KG)	NILAI (US\$)	BERAT	NILAI
	(2)	(3)	(4)	(5)	(6)	(7)
8529102900 Oth parabolic aerial reflector dish forTV reception	2	378	-	-	-100,00	-100,00
750 PULANG PISAU	2	378	-	-	-100,00	-100,00
8529109200 Oth aeri&aerials reflector,used withtransmission app. for radio-broadcast/TV	1.688	23.776	-	-	-100,00	-100,00
750 PULANG PISAU	1.688	23.776	-	-	-100,00	-100,00
8529902000 Part of decoder for use w/ transmission,radar&reception app. ,monitor&projector	989	22.690	-	-	-100,00	-100,00
750 PULANG PISAU	989	22.690	-	-	-100,00	-100,00
8529905900 Oth printed circuit board; assembled,for other goods	2.807	24.447	-	-	-100,00	-100,00
750 PULANG PISAU	2.807	24.447	-	-	-100,00	-100,00
8530800000 Equipment for roads,inland waterways,parking facility,port install./airfields	338	4.840	-	-	-100,00	-100,00
750 PULANG PISAU	338	4.840	-	-	-100,00	-100,00
8535100000 Fuses, for a voltage > 1000V	-	-	510	5.144	-	-
746 SAMPIT	-	-	510	5.144	-	-
8535400000 Lightning arresters,voltage limiters andsurge suppressors	21.484	143.025	-	-	-100,00	-100,00
746 SAMPIT	21.484	143.025	-	-	-100,00	-100,00
8535909000 Oth bushing and tap changer assembl. for electricity distrib/power transformers	1.984	27.579	-	-	-100,00	-100,00
750 PULANG PISAU	1.984	27.579	-	-	-100,00	-100,00
8536499000 Other relays,voltage > 60V	-	-	1	35	-	-
746 SAMPIT	-	-	1	35	-	-
8536502000 Over-current and residual-currentautomatic switches	1.938	44.464	-	-	-100,00	-100,00
750 PULANG PISAU	1.938	44.464	-	-	-100,00	-100,00
8536505900 Electronic AC switch,voltage<=1000V,for a current >= 16A	84	1.345	-	-	-100,00	-100,00
750 PULANG PISAU	84	1.345	-	-	-100,00	-100,00
8536509900 Oth make&break switch,>500V	6.117	84.145	-	-	-100,00	-100,00
750 PULANG PISAU	6.117	84.145	-	-	-100,00	-100,00
8536901200 Connection&contact elements for wires&cables;wafer probers;current < 16A	96	2.207	-	-	-100,00	-100,00
750 PULANG PISAU	96	2.207	-	-	-100,00	-100,00

Lanjutan Tabel 2.8

KOMODITI HS 2012 / PELABUHAN BONGKAR	2012		2013		PERUBAHAN (%)	
	BERAT (KG)	NILAI (US\$)	BERAT (KG)	NILAI (US\$)	BERAT	NILAI
(1)	(2)	(3)	(4)	(5)	(6)	(7)
8536901900 Connection&contact elements for wires&cables;wafer probers;current >= 16A	5.030	65.410	-	-	-100,00	-100,00
750 PULANG PISAU	5.030	65.410	-	-	-100,00	-100,00
8536903900 Cable connector,connector/adaptor forco-axial cable,commutator,current>=16A	2	26	-	-	-100,00	-100,00
750 PULANG PISAU	2	26	-	-	-100,00	-100,00
8536909900 Oth cable connector,for a current >= 16A	798	9.387	-	-	-100,00	-100,00
744 KUMAI	798	9.387	-	-	-100,00	-100,00
8537101100 Control panel use in distributed controlsystem;voltage<1000V	606.414	2.289.757	-	-	-100,00	-100,00
746 SAMPIT	87.212	648.524	-	-	-100,00	-100,00
750 PULANG PISAU	519.202	1.641.233	-	-	-100,00	-100,00
8537101300 Control panel for AC,refrig.,wash. mach.,vacuum cleaner,mixer,water heater	84	1.290	-	-	-100,00	-100,00
750 PULANG PISAU	84	1.290	-	-	-100,00	-100,00
8537101900 Other control panel	5.719	20.968	-	-	-100,00	-100,00
746 SAMPIT	5.719	20.968	-	-	-100,00	-100,00
8537103000 Programmable logic controllers for auto-mach for trans. for semiconductor device	192	1.662	-	-	-100,00	-100,00
750 PULANG PISAU	192	1.662	-	-	-100,00	-100,00
8537109100 Switchboard used in radio equipmentor electric fans	5.324	20.000	-	-	-100,00	-100,00
746 SAMPIT	5.324	20.000	-	-	-100,00	-100,00
8537109900 Switchboard use for other pposes	10.382	122.088	-	-	-100,00	-100,00
744 KUMAI	10.382	122.088	-	-	-100,00	-100,00
8537201900 Switchboards incorp. elect instrum forbreak,connect/protect elect circ<=66 KV	71.476	253.921	227.582	833.355	218,40	228,19
746 SAMPIT	924	4.811	-	-	-100,00	-100,00
750 PULANG PISAU	70.552	249.110	227.582	833.355	222,57	234,53
8537202900 Control panels incorp. elect instrum forbreak,connect/protect elect circ<=66 KV	28.508	115.630	-	-	-100,00	-100,00
746 SAMPIT	28.508	115.630	-	-	-100,00	-100,00
8537209000 Oth board for elect. control for voltage> 1000 volt	18.009	181.784	412.439	1.043.588	2.190,18	474,08
746 SAMPIT	18.009	181.784	-	-	-100,00	-100,00
750 PULANG PISAU	-	-	412.439	1.043.588	-	-

Lanjutan Tabel 2.8

KOMODITI HS 2012 / PELABUHAN BONGKAR		2012		2013		PERUBAHAN (%)	
		BERAT (KG)	NILAI (US\$)	BERAT (KG)	NILAI (US\$)	BERAT	NILAI
(1)		(2)	(3)	(4)	(5)	(6)	(7)
8538101900	Oth part of programable logic controller used in other equipment, <=1000V	15.986	188.000	-	-	-100,00	-100,00
744	KUMAI	15.986	188.000	-	-	-100,00	-100,00
8539292000	Other filament lamps, excl UV/infrared lamps, for motor vehicles	2	65	-	-	-100,00	-100,00
750	PULANG PISAU	2	65	-	-	-100,00	-100,00
8543701000	Electric fence energisers	456	10.500	-	-	-100,00	-100,00
750	PULANG PISAU	456	10.500	-	-	-100,00	-100,00
8543709000	Oth electrical machines & apparatus, having individual functions	64.267	484.032	-	-	-100,00	-100,00
750	PULANG PISAU	64.267	484.032	-	-	-100,00	-100,00
8544201900	Co-axial cable/elec; fitted w/ connector; <=66.000V; insulate not w/ rubber/plastic	-	-	11.468	17.474	-	-
750	PULANG PISAU	-	-	11.468	17.474	-	-
8544202100	Co-axial cable/elec; unfitted w/ connector; <=66.000V; insulated w/ rubber/plastic	134.677	839.314	48.038	234.994	-64,33	-72,00
746	SAMPIT	134.677	839.314	48.038	234.994	-64,33	-72,00
8544202900	Co-axial cable/elec; unfitted w/ connector; <=66.000V; insulate not w/ rubber/plastic	47.611	206.164	26.635	42.021	-44,06	-79,62
746	SAMPIT	47.611	206.164	-	-	-100,00	-100,00
750	PULANG PISAU	-	-	26.635	42.021	-	-
8544429990	Oth elect conductor, fitted w/ connector, used for telecommunication, <= 1000V	576	5.258	-	-	-100,00	-100,00
746	SAMPIT	95	458	-	-	-100,00	-100,00
750	PULANG PISAU	481	4.800	-	-	-100,00	-100,00
8544494900	Oth elect connector, fit w/ connector, >80V & <=1000V, no for com, insulate w/o plastic	96	1.108	-	-	-100,00	-100,00
750	PULANG PISAU	96	1.108	-	-	-100,00	-100,00
8546900000	Oth elect insulators not of glass and of ceramics	92	4.446	-	-	-100,00	-100,00
750	PULANG PISAU	92	4.446	-	-	-100,00	-100,00
8547909000	Oth insulating fittings for elect mach, appliances/equipment, being fittings	-	-	1.230	10.888	-	-
746	SAMPIT	-	-	1.230	10.888	-	-
8548901000	Image sensors contact type comprising a photo-conductive sensor element	100	2.296	-	-	-100,00	-100,00
750	PULANG PISAU	100	2.296	-	-	-100,00	-100,00
8705400000	Concrete-mixer lorries	-	-	85.066	134.370	-	-
750	PULANG PISAU	-	-	85.066	134.370	-	-

Lanjutan Tabel 2.8

KOMODITI HS 2012 / PELABUHAN BONGKAR	2012		2013		PERUBAHAN (%)	
	BERAT (KG)	NILAI (US\$)	BERAT (KG)	NILAI (US\$)	BERAT	NILAI
(1)	(2)	(3)	(4)	(5)	(6)	(7)
8708924000 Silencers (mufflers),exhaust pipe;partsfor vhcls>= 10 persons/tansport of goods	10	479	-	-	-100,00	-100,00
750 PULANG PISAU	10	479	-	-	-100,00	-100,00
8708937000 Clutches and parts thereof for vehiclestransport of goods/special purpose vhcls	1	52	-	-	-100,00	-100,00
750 PULANG PISAU	1	52	-	-	-100,00	-100,00
8708999000 Other parts,aces for other vehicles ofheading 8701- 8705	6	298	-	-	-100,00	-100,00
750 PULANG PISAU	6	298	-	-	-100,00	-100,00
8716394000 Agricultural trailers and semi-trailers	30.563	86.338	-	-	-100,00	-100,00
744 KUMAI	30.563	86.338	-	-	-100,00	-100,00
8716400000 Other trailers and semi-trailers	150.878	546.000	-	-	-100,00	-100,00
746 SAMPIT	150.878	546.000	-	-	-100,00	-100,00
8905100000 Dredgers	-	-	3.992.000	760.000	-	-
744 KUMAI	-	-	1.924.000	380.000	-	-
746 SAMPIT	-	-	2.068.000	380.000	-	-
9013200000 Lasers, other than laser diodes	23.752	195.000	-	-	-100,00	-100,00
750 PULANG PISAU	23.752	195.000	-	-	-100,00	-100,00
9014801000 Oth navigation instrum&appl of used onship work with an automatic data process	164	3.740	-	-	-100,00	-100,00
750 PULANG PISAU	164	3.740	-	-	-100,00	-100,00
9014809000 Oth navigation instrum&appl of oth used on ships	15.916	218.718	-	-	-100,00	-100,00
750 PULANG PISAU	15.916	218.718	-	-	-100,00	-100,00
9016000000 Balances of a sensitivity of 5 cg orbetter, w/without their weights	-	-	583	944	-	-
750 PULANG PISAU	-	-	583	944	-	-
9017300000 Micrometers, callipers and gauges	2.890	11.040	-	-	-100,00	-100,00
746 SAMPIT	2.890	11.040	-	-	-100,00	-100,00
9024801000 Oth mach& appliances for testing wood,textiles,paper,plastics,elect operate	-	-	250	453	-	-
750 PULANG PISAU	-	-	250	453	-	-

Lanjutan Tabel 2.8

KOMODITI HS 2012 / PELABUHAN BONGKAR	2012		2013		PERUBAHAN (%)	
	BERAT (KG)	NILAI (US\$)	BERAT (KG)	NILAI (US\$)	BERAT	NILAI
(1)	(2)	(3)	(4)	(5)	(6)	(7)
9025191900 Thermometers&pyrometers,elect operated,oth temperature gauges for motor vehicl 750 PULANG PISAU	-	-	250	349	-	-
	-	-	250	349	-	-
9026103000 Oth measuring/check the flow/level of liquid, electrically operated 746 SAMPIT	9.788	36.702	-	-	-100,00	-100,00
	9.788	36.702	-	-	-100,00	-100,00
9026109000 Oth measuring/check the flow/level of liquid,not electrically operated 746 SAMPIT	11.753	52.067	-	-	-100,00	-100,00
	11.753	52.067	-	-	-100,00	-100,00
9026201000 Presure gauges for motor vehicles,electrically operated 750 PULANG PISAU	1.558	35.735	-	-	-100,00	-100,00
	1.558	35.735	-	-	-100,00	-100,00
9026203000 Other measuring/checking pressureinstruments, electrically operated 750 PULANG PISAU	253	3.448	-	-	-100,00	-100,00
	253	3.448	-	-	-100,00	-100,00
9026801000 Oth instruments/app for measuring/checkthe flow/level/press,electric operated 744 KUMAI	299	3.892	-	-	-100,00	-100,00
	299	3.892	-	-	-100,00	-100,00
9026802000 Oth instruments/app for measuring/check,flow/level/press,not electric operated 750 PULANG PISAU	19	976	-	-	-100,00	-100,00
	19	976	-	-	-100,00	-100,00
9028209000 Other liquid meters 744 KUMAI	96	1.086	-	-	-100,00	-100,00
	96	1.086	-	-	-100,00	-100,00
9028909000 Part&accessories,oth water meter housings or bodies 744 KUMAI	398	2.270	-	-	-100,00	-100,00
	398	2.270	-	-	-100,00	-100,00
9031809000 Oth instruments,appliances and machines,other cable tester 750 PULANG PISAU	2.406	33.121	15.648	24.745	550,37	-25,29
	2.406	33.121	15.648	24.745	550,37	-25,29
9031901900 Oth parts&acc oth than inspect wafer/repair/measure pcb,pwb,pwa elect operate 750 PULANG PISAU	-	-	8.074	12.689	-	-
	-	-	8.074	12.689	-	-
9032893100 Automatic regulating voltage units(stabilizers),electrically operated 750 PULANG PISAU	970	13.286	-	-	-100,00	-100,00
	970	13.286	-	-	-100,00	-100,00
9032899000 Oth automatic regulating/controlinstrum&app not electrically operated 746 SAMPIT	77.289	603.538	4.371	52.684	-94,34	-91,27
	77.289	603.538	4.371	52.684	-94,34	-91,27

Lanjutan Tabel 2.8

KOMODITI HS 2012 / PELABUHAN BONGKAR	2012		2013		PERUBAHAN (%)	
	BERAT (KG)	NILAI (US\$)	BERAT (KG)	NILAI (US\$)	BERAT	NILAI
(1)	(2)	(3)	(4)	(5)	(6)	(7)
9032903000 Part&acc automatic, regulating/control instruments&apparatus, elect operated	9.040	74.750	-	-	-100,00	-100,00
750 PULANG PISAU	9.040	74.750	-	-	-100,00	-100,00
9033001000 Parts&acc for mach,appl,instrum of chap 90 for electric operated equipment	176	1.014	-	-	-100,00	-100,00
744 KUMAI	176	1.014	-	-	-100,00	-100,00
9405402000 Searchlights	2.191	50.281	-	-	-100,00	-100,00
750 PULANG PISAU	2.191	50.281	-	-	-100,00	-100,00
9405405000 Oth electr lamps, of a kind used for lighting public openspace/thoroughfares	13.000	49.850	-	-	-100,00	-100,00
746 SAMPIT	13.000	49.850	-	-	-100,00	-100,00
9405409900 Other lighting fittings	31.748	308.465	-	-	-100,00	-100,00
746 SAMPIT	31.748	308.465	-	-	-100,00	-100,00
9406001100 Greenhouses fitted with mechanical/thermal equipment of plastics	2.591	9.960	-	-	-100,00	-100,00
746 SAMPIT	2.591	9.960	-	-	-100,00	-100,00
9406009200 Other prefabricated buildings of wood	-	-	67.170	106.127	-	-
750 PULANG PISAU	-	-	67.170	106.127	-	-
9406009400 Other prefabricated buildings of iron/steel	387.416	1.577.426	49.931	81.625	-87,11	-94,83
746 SAMPIT	328.942	1.392.467	823	4.011	-99,75	-99,71
750 PULANG PISAU	58.474	184.959	49.108	77.614	-16,02	-58,04
9406009900 Oth prefabricated buildings oth of wood, iron, plastics, aluminium, concrete	64.308	206.230	-	-	-100,00	-100,00
746 SAMPIT	23.500	77.492	-	-	-100,00	-100,00
750 PULANG PISAU	40.808	128.738	-	-	-100,00	-100,00
TOTAL IMPOR	42.319.739	134.999.326	68.436.818	82.645.525	61,71	-38,78

TABEL 2.9 DATA IMPOR KALIMANTAN TENGAH MENURUT PELABUHAN BONGKAR DAN KOMODITI HS 2012, 2012-2013

PELABUHAN BONGKAR / KOMODITI HS 2012		2012		2013		PERUBAHAN (%)	
		BERAT (KG)	NILAI (US\$)	BERAT (KG)	NILAI (US\$)	BERAT	NILAI
(1)		(2)	(3)	(4)	(5)	(6)	(7)
743 PANGKALAN BUN		-	-	16.051	327.000	-	-
8406820000	Turbines oth than marine propulsion of an output not exceeding 40 MW	-	-	16.051	327.000	-	-
744 KUMAI		14.141.495	25.928.102	16.042.658	15.732.272	13,44	-39,32
2713200000	Petroleum bitumen	4.942.377	3.339.318	12.477.697	8.180.401	152,46	144,97
2714900000	Asphalites and asphaltic rocks	4.566.218	3.005.696	-	-	-100,00	-100,00
7017900000	Laboratory,hygienic/pharmaceutical glassware,nor fused quartz/fused silica	87	981	-	-	-100,00	-100,00
7307919000	Oth tube or pipe fittings flanges,internal diameter>=15cm	4.448	21.814	-	-	-100,00	-100,00
7309009900	Oth reservoir,tank,vat&similar,iron/steel,cap.>300ltr,not lined/heat-insulated	329.362	931.598	-	-	-100,00	-100,00
7310109090	Tank,cask,drum,can,boxe&similar,cap.>50L<=300L,not tinplate,not casting&forging	8.809	24.892	-	-	-100,00	-100,00
7315899000	Other chain of mild steel not formotorcycles and bicycles	428	2.377	-	-	-100,00	-100,00
7318190000	Other threaded articles of an external diameter not exceeding 16 mm	1.992	9.768	-	-	-100,00	-100,00
7326909990	Other articles not forged or steamed	2	39	-	-	-100,00	-100,00
7419999090	Other articles of non copper	4.752	23.307	-	-	-100,00	-100,00
8208400000	Knives&cutting blades for agricultural , horticultural or forestry machines	2.808	13.779	-	-	-100,00	-100,00
8208900000	Other knives and cutting blades formachines or for mechanical appliances	121	591	-	-	-100,00	-100,00
8402121100	Watertube boilers elect. with a steam15 tons <= steam prod.< 45tons/hours	-	-	461.080	1.278.800	-	-
8402121900	Watertube boilers electric with a steamprod < 15 tons /hours	-	-	952.440	3.632.000	-	-
8402909000	Oth than part of boiler bodies or shells	8.575	20.007	3.120	71.846	-63,62	259,10
8406820000	Turbines oth than marine propulsion of an output not exceeding 40 MW	47.045	1.483.273	-	-	-100,00	-100,00
8412210000	Hydraulic power engines and motorswith linear acting (cylinders)	47	228	-	-	-100,00	-100,00
8412290000	Hydraulic power engines and motorswith other linear acting (cylinders)	23.477	369.928	-	-	-100,00	-100,00
8412800000	Oth engines and motors	21.934	61.843	-	-	-100,00	-100,00
8413811900	Water pump with flow rate >= 13000 m/h	33.333	182.192	-	-	-100,00	-100,00
8414599900	Oth fans floor with protective screen	7.431	87.348	-	-	-100,00	-100,00
8414804900	oth Gas compr modul for use in oil drill oth than those of subhd 841430 & 841440	4.495	12.870	-	-	-100,00	-100,00
8414809000	Hoods having maximum horizontal side > 120 cm for air pumps	8.989	25.360	-	-	-100,00	-100,00
8419891900	Oth mach for making hot drinks/for cooking/heating food,electricall operate	255.343	739.967	-	-	-100,00	-100,00
8419901900	Parts, oth machicne electrically operated	12.225	34.640	-	-	-100,00	-100,00
8421211900	Oth filtering/purifying water machin& app of a capacity <= 500 l/h	4.090	23.238	-	-	-100,00	-100,00
8421299000	Oth filtering machinery & apparatus forliquids not electrically operated	77.090	347.393	11.732	325.485	-84,78	-6,31
8425390000	Oth winches;capstans,oth than powered by oth electric motor	13.843	39.001	-	-	-100,00	-100,00
8428399000	Oth continuous-action elevators&conveyor, for goods/materials	424.647	1.200.900	-	-	-100,00	-100,00

Lanjutan Tabel 2.9

PELABUHAN BONGKAR / KOMODITI HS 2012		2012		2013		PERUBAHAN (%)	
		BERAT (KG)	NILAI (US\$)	BERAT (KG)	NILAI (US\$)	BERAT	NILAI
(1)		(2)	(3)	(4)	(5)	(6)	(7)
8428909000	Other machine for lifting, handling, loading/unloading	196.503	555.682	-	-	-100,00	-100,00
8464201000	Grinding/polishing machines,electrically operated	75.850	117.185	-	-	-100,00	-100,00
8474101000	Sorting,screening,separating/washingmachines, electrically operated	-	-	8.600	7.800	-	-
8479201000	Mach for the extract/preparation ofanimal/fix vegetabl fat/oil, elect oprtd	2.341.655	9.381.017	40.130	842.751	-98,29	-91,02
8479821000	Mixing,kneading,crush,grind,screen,sift,homogenis,& emulsift/stirr machelectrica	161.375	699.437	52.630	387.254	-67,39	-44,63
8479893000	Oth mach for assembling CPU daughterboard in plastic case/housing,elect oprt	72.091	486.952	-	-	-100,00	-100,00
8479903000	Part of oth electrically operatedmachine	365.976	1.697.807	106.574	534.659	-70,88	-68,51
8479904000	Part of nonelectrically operatedmachinery	2.500	1.000	-	-	-100,00	-100,00
8481309000	Other check (nonreturn) valves	505	2.897	-	-	-100,00	-100,00
8481409000	Oth safety/relief valves	904	5.147	-	-	-100,00	-100,00
8481807200	Other ball valves	2.681	17.097	-	-	-100,00	-100,00
8481807300	Gate valve,manual operate,of iron/steel,5cm ?inlet/outlet internal diamt < 40 cm	613	3.467	-	-	-100,00	-100,00
8481809900	Other Fuel cut-off for vehicle	1.179	6.932	-	-	-100,00	-100,00
8481909000	Others parts for taps, cocks, valvesand similar appliances	2.780	15.791	-	-	-100,00	-100,00
8483409000	Gear&gearing oth than toothed wheels,for oth mar.vsl/mach of moving grading	53.861	517.071	-	-	-100,00	-100,00
8483909900	Oth toothed wheels, chain sproccated	356	4.197	-	-	-100,00	-100,00
8501640000	Generator ac of an output > 750 kva	-	-	4.655	91.276	-	-
8536909900	Oth cable connector,for a current >= 16A	798	9.387	-	-	-100,00	-100,00
8537109900	Switchboard use for other prposes	10.382	122.088	-	-	-100,00	-100,00
8538101900	Oth part of programable logic controllerused in other equipment, <=1000V	15.986	188.000	-	-	-100,00	-100,00
8716394000	Agricultural trailers and semi-trailers	30.563	86.338	-	-	-100,00	-100,00
8905100000	Dredgers	-	-	1.924.000	380.000	-	-
9026801000	Oth instruments/app for measuring/checkthe flow/level/press,electric operated	299	3.892	-	-	-100,00	-100,00
9028209000	Other liquid meters	96	1.086	-	-	-100,00	-100,00
9028909000	Part&accessories,oth water meterhousings or bodies	398	2.270	-	-	-100,00	-100,00
9033001000	Parts&acc for mach,appl,instrum ofchap 90 for electric operated equipment	176	1.014	-	-	-100,00	-100,00
746 SAMPIT		19.395.287	58.033.008	41.869.306	41.772.812	115,87	-28,02
2523900000	Other hydraulic cements	3.832.000	303.018	8.164.000	676.689	113,05	123,32
2713200000	Petroleum bitumen	3.356.388	2.206.714	24.815.393	16.712.804	639,35	657,36
2809203900	Phosphoric acids, hypophoric acids,except Hypophosphoric acids; food grade	40.000	50.000	220.000	275.000	450,00	450,00
3923500000	Stoppers, lids, caps and other closures	13.540	62.029	-	-	-100,00	-100,00
4001101100	Centrifuge concentrat,containing ammonia >= 0.5%;natural rubber latex	1.295	4.992	-	-	-100,00	-100,00

Lanjutan Tabel 2.9

PELABUHAN BONGKAR / KOMODITI HS 2012		2012		2013		PERUBAHAN (%)	
		BERAT (KG)	NILAI (US\$)	BERAT (KG)	NILAI (US\$)	BERAT	NILAI
(1)		(2)	(3)	(4)	(5)	(6)	(7)
4016932000	Gasket&O-ring, used on motor vehicle of heading 87.02,87.03,87.04/87.11	-	-	6	48	-	-
4016940000	Boat/dock fenders,whether/not inflatable	1.120	8.572	4.480	112.500	300,00	1.212,41
5101110000	Shorn wool, not carded/combed, greasy,inclusing fleece-washed wool	366	1.200	-	-	-100,00	-100,00
6905100000	Roofing tiles of ceramic	134	600	-	-	-100,00	-100,00
7228809000	Oth. Hollow drill bars and rods	-	-	73	586	-	-
7306191000	Oth line pipe use for oil/gas pipe weldoeth stainless steel,electronic resistanc	29.642	103.008	-	-	-100,00	-100,00
7306199000	Oth line pipe use for oil/gas pipe weldoeth stainles stel,not ERW&spiral/helical	10.115	37.700	-	-	-100,00	-100,00
7307211000	Oth pipe of stainless steel flangesinternal diameter<15cm	615	265	-	-	-100,00	-100,00
7307221000	Oth pipe,stainless steel threaded elbow,bends&sleeves,internal diameter<15cm	66	28	-	-	-100,00	-100,00
7307299000	Oth stainlss steel oth.than flanges,butt welding,threaded elbow,bend&sleeve>=15cm	11.560	43.200	-	-	-100,00	-100,00
7307991000	Oth tube/pipe fittings,not butt welding/flanges/elbows,internal diameter<15cm	199.836	586.505	-	-	-100,00	-100,00
7307999000	Oth tube/pipe fittings,not butt welding/flanges/elbows,internal diameter.>=15cm	110.282	534.204	4.289	27.117	-96,11	-94,92
7308906000	Other structures & parts of structures,perforated cable trays	9.730	5.700	-	-	-100,00	-100,00
7308909200	Other structures & parts of structures,guardrails	1.309	7.402	-	-	-100,00	-100,00
7309001100	Reservoir,tank,vat&similar,of iron/steel,cap.>300ltr,lined/heat-insulated	213.363	949.442	-	-	-100,00	-100,00
7309001900	Reservoir,tank,vat&similar,of iron/steel,cap.>300ltr,not lined/heat-insulated	1.065	4.000	-	-	-100,00	-100,00
7309009100	Oth reservoi,tank,vat&similar,iron/steel,cap.>300ltr,lined,heat-insulated	39.170	395.785	-	-	-100,00	-100,00
7309009900	Oth reservoi,tank,vat&similar,iron/steel,cap.>300ltr,not lined/heat-insulated	962.902	3.319.199	53.001	252.421	-94,50	-92,40
7316000000	Anchors, grapnels and parts thereof, of iron or steel	17.188	64.300	-	-	-100,00	-100,00
7318120000	Other wood screws with an external diameter not exceeding 16 mm	-	-	1.681	14.882	-	-
7318130000	Screw hooks and screw rings with an external dmtr not exceeding 16mm	-	-	1.087	9.628	-	-
7318160000	Nuts with an external diameter not exceeding 16 mm	21	68	-	-	-100,00	-100,00
7318190000	Other threaded articles of an external diameter not exceeding 16 mm	293	712	-	-	-100,00	-100,00
7318290000	Oth non threaded articles wth an external diameter <= 16 mm	-	-	154	1.365	-	-
7322900000	Other radiators for central heating	26.984	110.000	10.650	60.300	-60,53	-45,18
7326906000	Bunsen burners	-	-	1.563	13.842	-	-
7326909910	Spouts and cups for latex collection	794	2.600	-	-	-100,00	-100,00
7326909990	Other articles not forged or steamed	11.376	58.403	-	-	-100,00	-100,00
7415332000	Bolts and nuts	-	-	203	1.642	-	-
7907009990	Oth articles of zinc	3.498	13.200	-	-	-100,00	-100,00
8208900000	Other knives and cutting blades formachines or for mechanical appliances	-	-	538	4.151	-	-
8301700000	Keys presented separately	-	-	17	133	-	-
8402111000	Watertube boiler with steam production> 45 t/ h with electrical operated	-	-	1.962.090	6.416.948	-	-

Lanjutan Tabel 2.9

PELABUHAN BONGKAR / KOMODITI HS 2012		2012		2013		PERUBAHAN (%)	
		BERAT (KG)	NILAI (US\$)	BERAT (KG)	NILAI (US\$)	BERAT	NILAI
(1)	(2)	(3)	(4)	(5)	(6)	(7)	
8402121100	Watertube boilers elect. with a steam15 tons <= steam prod.< 45tons/hours	1.567.805	7.100.990	704.933	2.228.899	-55,04	-68,61
8402121900	Watertube boilers electric with a steamprod < 15 tons /hours	-	-	52.374	365.750	-	-
8402901000	Part of boiler bodies or shells	9.949	74.459	8.500	35.421	-14,56	-52,43
8402909000	Oth than part of boiler bodies or shells	83.871	41.004	750	1.000	-99,11	-97,56
8404101090	Economiser,super-heaters,gas revererswith boilers of heading 84.02	6.049	25.481	-	-	-100,00	-100,00
8406820000	Turbines oth than marine propulsion ofan output not exceeding 40 MW	-	-	7.000	170.000	-	-
8412210000	Hydraulic power engines and motorswith linear acting (cylinders)	-	-	6.525	115.000	-	-
8413190000	OthPumps for dispens fuel/lubricants ofthe type used in fill station/in garage	125.216	528.754	-	-	-100,00	-100,00
8413201000	Water pump for hand pump,oth than those of subheading 8413.11 / 8413.19	17.326	73.313	-	-	-100,00	-100,00
8413209000	Oth Water pump for hand pump,oth than those of subheading 8413.11 / 8413.19	3.574	13.320	-	-	-100,00	-100,00
8413309900	Other Cooling medium pumps for internalcombustion piston engines	1.521	5.800	-	-	-100,00	-100,00
8413609000	Oth rotary positive displacementpumps, with flow rate > 13000 m/h	684	2.500	-	-	-100,00	-100,00
8413701900	Oth centrifugal pumps;single suctionhorizontal shaft water pumps	15.066	68.381	575	8.145	-96,18	-88,09
8413703900	Submersible water pumps with an inletdiameter => 200 mm	38.061	247.500	-	-	-100,00	-100,00
8413704120	Oth water pumps of flow rate<8000m/h ofwith diamtr>200 mm of not elctricly operat	-	-	2	1.000	-	-
8413811110	Water pump with flow rate <= 8000 m/hwith electrically operated	56.949	249.880	-	-	-100,00	-100,00
8413811900	Water pump with flow rate >= 13000 m/h	1.825	6.920	-	-	-100,00	-100,00
8413919000	Part of other pumps	1.217	4.600	-	-	-100,00	-100,00
8414100000	Vakum pumps	4.375	31.446	-	-	-100,00	-100,00
8414309000	Compr kind refrgt eqp oth with cap refr<21.10 kw or displacmnt perrevl=>220 cc	4.209	19.742	1.146	6.045	-72,77	-69,38
8414593000	Blower with capacity < 125 kw	21.959	137.229	-	-	-100,00	-100,00
8414594900	Oth fans of a capacity <125 kw withprotective screen	5.072	26.831	-	-	-100,00	-100,00
8414599100	Fans floor with protective screen	8.177	82.612	2.517	11.959	-69,22	-85,52
8414599900	Oth fans floor with protective screen	64.120	321.890	2.808	13.399	-95,62	-95,84
8414801900	Hoods have max horizontal side>120 cm,no fitt with filter,not suit for ind use	10.419	39.000	-	-	-100,00	-100,00
8414804900	oth Gas compr modul for use in oil drilloth than those of subhd 841430 & 841440	9.122	289.170	-	-	-100,00	-100,00
8414809000	Hoods having maximum horizontalside > 120 cm for air pumps	143.160	588.062	1.210	5.761	-99,15	-99,02
8419199000	Instant water heaters oth than gas ,not for household type, non electric	135.500	550.629	-	-	-100,00	-100,00
8419391900	Other dryers machine electrically operated	212.153	919.075	3.775	17.960	-98,22	-98,05
8419401000	Distilling/rectifying plant electrically operated	13.175	133.338	-	-	-100,00	-100,00
8419501000	Heat exchange units for Cooling towers	44.200	176.095	-	-	-100,00	-100,00
8419509010	Condensers for air conditionersfor motor vehicles	1.072	24.109	-	-	-100,00	-100,00
8419509020	Oth condensers for air conditioners	19.456	331.391	-	-	-100,00	-100,00

Lanjutan Tabel 2.9

PELABUHAN BONGKAR / KOMODITI HS 2012		2012		2013		PERUBAHAN (%)	
		BERAT (KG)	NILAI (US\$)	BERAT (KG)	NILAI (US\$)	BERAT	NILAI
(1)		(2)	(3)	(4)	(5)	(6)	(7)
8419509040	Oth condensers not electrically operated	3.753	85.387	-	-	-100,00	-100,00
8419602000	Machinery for liquefying air or othgases not electrically operated	2.587	58.694	-	-	-100,00	-100,00
8419891900	Oth mach for making hot drinks/for cooking/heating food,electricall operate	1.449.071	7.470.834	301.469	1.706.459	-79,20	-77,16
8419902900	Part machine,non-electric op,for treatby proces involve heat ,not household ty	133	6.564	532	11.188	190,71	70,44
8421211900	Oth filtering/purifiying water machin& app of a capacity <= 500 l/h	14.266	41.879	-	-	-100,00	-100,00
8421212200	Filtering/purifiying water machine & app,electrically operated of a cap> 500 l/h	25.817	119.680	-	-	-100,00	-100,00
8421212300	Filtering/purifiying water machine & app,non electric operated of a cap> 500 l/h	7.342	31.750	-	-	-100,00	-100,00
8421231100	Oil filters for internal combustionengines machinery pos 8429 or 8430	24	2.305	-	-	-100,00	-100,00
8421299000	Oth filtering machinery & apparatus forliquids not electrically operated	130.720	1.068.812	-	-	-100,00	-100,00
8421399000	Filtering machines&apparatus for gases	5.559	88.815	-	-	-100,00	-100,00
8421999900	Oth parts of goods of subheading8421.21.11/8421.21.21	-	-	104	839	-	-
8423812000	Oth weighing machinery,max capacity<=30 kg, not electrically operated	20.838	77.400	-	-	-100,00	-100,00
8424300000	Steam/sand blasting machines&similar jet projecting machines, electrical operate	9.344	40.256	-	-	-100,00	-100,00
8424811000	Oth spraying liquid machine for agricul/hortikultural, drip irrigation systems	4.944	19.749	-	-	-100,00	-100,00
8426199000	Other transporter cranes	752	14.505	-	-	-100,00	-100,00
8428329000	Oth continuous act elevators & conveyors of bucket type,not used for agri type	1.611.114	6.964.025	58.781	370.268	-96,35	-94,68
8428399000	Oth continuous-action elevators&conveyor, for goods/materials	329.406	1.295.109	5.731	57.270	-98,26	-95,58
8429190000	Bulldozer & angledozers other than track laying	203	3.921	-	-	-100,00	-100,00
8432909000	Parts oth machinery for soil preparation/cultivation	-	-	406	3.591	-	-
8433520000	Other threshing machinery	2.937	15.600	-	-	-100,00	-100,00
8435101000	Presses,crushers & manufacture of wine,cider,fruit juices,electric operated	194.280	937.672	305.868	2.170.813	57,44	131,51
8435901000	Parts of presses,crushers & manufactureof wine,cider,fruit juices,electr opera	3.859	9.236	8.968	42.536	132,39	360,55
8436801100	Other agric or horticultural machine,electric operated, inc Germination plant	9.285	47.250	-	-	-100,00	-100,00
8436801900	Other machine, electric operated for poultry include bee keeping	-	-	3.615	33.010	-	-
8436992900	Parts of other poultry/bee-keepingmachine, not electric operated	-	-	4.266	30.668	-	-
8437103000	Machine for clean,sorting/grading seed ,grain dried leguminous vegetables,electr	15.073	76.650	-	-	-100,00	-100,00
8459691000	Other milling machines, electricallyoperated	16.729	88.660	-	-	-100,00	-100,00
8460391000	Oth sharpening (tool/cutter grinding)machines, electrically operated	25.612	69.800	-	-	-100,00	-100,00
8466939000	Parts&acces suitable for mach of otherheadings 84.56 to 84.61	-	-	6.656	58.950	-	-
8467190000	Tool for working in the hand,pneumatic,in other type	650	704	-	-	-100,00	-100,00
8468800000	Other machinery and apparatus	128	420	-	-	-100,00	-100,00
8472903000	Other office machines,electrically operated	5	1.308	-	-	-100,00	-100,00
8474101000	Sorting,screening,separating/washing machines, electrically operated	49.557	207.829	1.500	7.222	-96,97	-96,53

Lanjutan Tabel 2.9

PELABUHAN BONGKAR / KOMODITI HS 2012		2012		2013		PERUBAHAN (%)	
		BERAT (KG)	NILAI (US\$)	BERAT (KG)	NILAI (US\$)	BERAT	NILAI
(1)	(2)	(3)	(4)	(5)	(6)	(7)	
8474102000	Sorting,screening,separating/washingmachines, not electrically operated	5.628	21.000	-	-	-100,00	-100,00
8474311000	Concrete/mortar mixers, electricallyoperated	33.800	110.190	-	-	-100,00	-100,00
8474391000	Other mixing/kneading machineselectrically operated	280	7.705	-	-	-100,00	-100,00
8474801000	Mach for agglomerating,shaping/mauldsolid mineral fuels,electric operated	20.896	566.970	-	-	-100,00	-100,00
8479101000	Machinery for public works,building/the like electrically operated	7.720	35.090	-	-	-100,00	-100,00
8479201000	Mach for the extract/preparation ofanimal/fix vegetabl fat/oil, elect oprtd	2.327.184	7.996.667	2.871.002	7.888.800	23,37	-1,35
8479202000	Mach for the extract/preparation of animal/fix vegetabl fat/oil,not electrically	22.040	82.632	-	-	-100,00	-100,00
8479821000	Mixing,kneading,crush,grind,screen,sift,homogenis,& emulsift/stirr machelectrica	198.941	1.083.813	31.142	370.125	-84,35	-65,85
8479892000	Machinery for assembling CPU	687	2.250	-	-	-100,00	-100,00
8479894000	Oth mach for assembling CPU daughterboard in plastic case/housing,not electr	8.137	30.470	-	-	-100,00	-100,00
8479903000	Part of oth electrically operatedmachine	6.531	61.303	34.192	203.829	423,53	232,49
8481101900	Pres-reduce valve,iron/steel,automaticoperate ,5 cm ? internal diamtr <40cm	128.804	518.600	-	-	-100,00	-100,00
8481301000	Check (nonreturn) valve of swing check-valve type,40 cm ?inlets intl dia< 60cm	266	2.785	-	-	-100,00	-100,00
8481807300	Gate valve,manual operate,of iron/steel,5cm ?inlet/outlet internal diamt < 40 cm	1.843	19.295	-	-	-100,00	-100,00
8481809900	Other Fuel cut-off for vehicle	49.817	230.727	42.983	204.215	-13,72	-11,49
8482800000	Oth,includ.combined ball/roller bearings	-	-	41	375	-	-
8483109000	Other transmission shafts	19	50	7.389	21.739	38.789,47	43.378,00
8483409000	Gear&gearing oth than toothed wheels,for oth mar.vsl/mach of moving grading	39.001	218.447	20.707	200.590	-46,91	-8,17
8483500000	Flywheels&pulleys,including pulley block	6.000	6.486	-	-	-100,00	-100,00
8483600000	Clutches & shaft couplings(including universal joints)	553	10.453	3.582	31.381	547,74	200,21
8483901900	Oth. parts of goods of trans. shafts	38	97	-	-	-100,00	-100,00
8484200000	Mechanical seal	-	-	107	967	-	-
8501202900	Other universal (AC/DC) motors ofan output > 1 kw	-	-	127	674	-	-
8501521900	Other motor ac, multi-phase of750 w < an output ? 1 kw	-	-	30	642	-	-
8501522900	Other motor ac, multi-phase of1 kw < an output ? 37.5 kw	2.501	8.655	-	-	-100,00	-100,00
8501523900	Other motor ac, multi-phase of an output > 37.5 kw	-	-	2.294	23.180	-	-
8501640000	Generator ac of an output > 750 kva	-	-	3.500	85.000	-	-
8502139000	Oth. elect generating sets&rotary conv.of an output > 12500 kva	11.500	179.844	-	-	-100,00	-100,00
8502203000	Generat sets with spark-ignition interncombst pist 100 kva < output ? 10000 kva	66.913	1.738.959	-	-	-100,00	-100,00
8504401100	Uninterrupted power supplies (ups)	-	-	1	330	-	-
8515290000	Mach and app for resistance welding ofmetal, non-automatic	224	1.080	-	-	-100,00	-100,00
8535100000	Fuses, for a voltage > 1000V	-	-	510	5.144	-	-
8535400000	Lightning arresters,voltage limiters andsurge suppressors	21.484	143.025	-	-	-100,00	-100,00

Lanjutan Tabel 2.9

PELABUHAN BONGKAR / KOMODITI HS 2012		2012		2013		PERUBAHAN (%)	
		BERAT (KG)	NILAI (US\$)	BERAT (KG)	NILAI (US\$)	BERAT	NILAI
(1)		(2)	(3)	(4)	(5)	(6)	(7)
8536499000	Other relays,voltage > 60V	-	-	1	35	-	-
8537101100	Control panel use in distributed controlsystem;voltage<1000V	87.212	648.524	-	-	-100,00	-100,00
8537101900	Other control panel	5.719	20.968	-	-	-100,00	-100,00
8537109100	Switchboard used in radio equipmentor electric fans	5.324	20.000	-	-	-100,00	-100,00
8537201900	Switchboards incorp. elect instrum forbreak,connect/protect elect circ<=66 KV	924	4.811	-	-	-100,00	-100,00
8537202900	Control panels incorp. elect instrum forbreak,connect/protect elect circ<=66 KV	28.508	115.630	-	-	-100,00	-100,00
8537209000	Oth board for elect. control for voltage> 1000 volt	18.009	181.784	-	-	-100,00	-100,00
8544202100	Co-axial cable/elec;unfitted w/ conecotr;<=66.000V;insulated w/ rubber/plastic	134.677	839.314	48.038	234.994	-64,33	-72,00
8544202900	Co-axial cable/elec;unfitted w/ conecotr;<=66.000V;insulate not w/ rubber/plastic	47.611	206.164	-	-	-100,00	-100,00
8544429990	Oth elect conductor,fitted w/ connector,used for telecommunication,<= 1000V	95	458	-	-	-100,00	-100,00
8547909000	Oth insulating fittings for elect mach,appliances/equipment, being fittings	-	-	1.230	10.888	-	-
8716400000	Other trailers and semi-trailers	150.878	546.000	-	-	-100,00	-100,00
8905100000	Dredgers	-	-	2.068.000	380.000	-	-
9017300000	Micrometers, callipers and gauges	2.890	11.040	-	-	-100,00	-100,00
9026103000	Oth measuring/check the flow/level of liquid, electrically operated	9.788	36.702	-	-	-100,00	-100,00
9026109000	Oth measuring/check the flow/level of liquid,not electrically operated	11.753	52.067	-	-	-100,00	-100,00
9032899000	Oth automatic regulating/controlinstrum&app not electrically operated	77.289	603.538	4.371	52.684	-94,34	-91,27
9405405000	Oth electr lamps,of a kind used forlighting public openspace/thoroughhfares	13.000	49.850	-	-	-100,00	-100,00
9405409900	Other lighting fittings	31.748	308.465	-	-	-100,00	-100,00
9406001100	Greenhouses fitted with mechanical/thermal equipment of plastics	2.591	9.960	-	-	-100,00	-100,00
9406009400	Other prefabricated buildings of iron/steel	328.942	1.392.467	823	4.011	-99,75	-99,71
9406009900	Oth prefabricated buildings oth of wood,iron, plastics, aluminium, concrete	23.500	77.492	-	-	-100,00	-100,00
750 PULANG PISAU		8.782.957	51.038.216	10.508.803	24.813.441	19,65	-51,38
3917390000	Other tubes, pipes and hoses	608	13.953	-	-	-100,00	-100,00
3921199000	Plates,sheets,film,foil&strip, cellular, of other plastics; not rigid	-	-	1.165	1.781	-	-
4009410000	Mining slurry suction&discharge hose,reinforce/combine w/ oth mtrl,w/o fitti	3	138	-	-	-100,00	-100,00
4010110000	Conveyor belts/belting,reinforced withmetal	2.110.286	15.606.950	-	-	-100,00	-100,00
4010120000	Conveyor belts/belting,reinforced withtextile material	254.587	1.883.433	-	-	-100,00	-100,00
4010310000	V-belts,V-ribbes of an outside circumference >60cm and <=180cm	588	13.500	-	-	-100,00	-100,00
4016939000	Oth gaskets, washers & oth seals	5	70	-	-	-100,00	-100,00
7214101100	Oth bars,rods of iron, non-alloy steelforged,carbon<0.6%,circlr cross-section	402	9.224	-	-	-100,00	-100,00
7302100000	Rails of iron or steel	192.611	203.436	-	-	-100,00	-100,00

Lanjutan Tabel 2.9

PELABUHAN BONGKAR / KOMODITI HS 2012		2012		2013		PERUBAHAN (%)	
		BERAT (KG)	NILAI (US\$)	BERAT (KG)	NILAI (US\$)	BERAT	NILAI
(1)	(2)	(3)	(4)	(5)	(6)	(7)	
7302909000	Other than sleepers, of iron or steel	695	680	-	-	-100,00	-100,00
7304190000	Oth.tube,pipe&hollow profile,seamless,line pipe of a kind use for oil/gas pipe	97.592	344.867	12.693	60.077	-86,99	-82,58
7304909000	Oth tubes/pipes/hollow profiles,seamless steel,diameter>=140mm&carbon>=0.45%	-	-	204.091	322.333	-	-
7306909010	Oth.thn bundy-weld pipes & tubes, with internal diameter <= 12,5mm	1	62	-	-	-100,00	-100,00
7307291000	Oth stainlss steel oth.than flanges,butt welding,threaded elbow,bend&sleeve<15cm	29	1.377	-	-	-100,00	-100,00
7308109000	Other bridges and bridge sections	-	-	3.030.693	4.756.120	-	-
7308909900	Other structures & parts of structures,not guardrails	260.784	921.156	376.140	878.861	44,23	-4,59
7309009900	Oth reservoi,tank,vat&similar,iron/steel,cap.>300ltr,not lined/heat-insulated	72.837	257.214	84.159	344.281	15,54	33,85
7318150000	Screw metal with/without nuts/washers with an external diameter <=16 mm	1.476	1.492	-	-	-100,00	-100,00
7318160000	Nuts with an external diameter not exceeding 16 mm	731	13.917	-	-	-100,00	-100,00
7318190000	Other threaded articles of an external diameter not exceeding 16 mm	1	46	-	-	-100,00	-100,00
7318210000	Non threaded artic. for spring washers & oth lock washers w an ext'nal d<16mm	1	25	-	-	-100,00	-100,00
7318230000	Rivet with an external diameter not exceeding 16 mm	1	7	-	-	-100,00	-100,00
7326909990	Other articles not forged or steamed	7	203	-	-	-100,00	-100,00
7614909000	Other stranded wire without steel core	42	466	-	-	-100,00	-100,00
8001100000	Unwrought tin, not alloyed	1.346	11.392	-	-	-100,00	-100,00
8204120000	Hand operated spanners and wrenches adjustable	1	21	1.154	36.100	115.300,00	171.804,76
8205100000	Drilling, threading or tapping tools	4	52	-	-	-100,00	-100,00
8205590000	Other hand tools , oth than household tools	57	1.503	-	-	-100,00	-100,00
8205900000	Other including sets of articles of two or more subheadings of this heading	-	-	189	310	-	-
8301100000	Padlocks	2	90	-	-	-100,00	-100,00
8303000000	Armoured/reinforced safes, strong-boxes and doors and safe deposit lockers	328	7.550	-	-	-100,00	-100,00
8311202010	Cored wire of alloy steel,cont by weight 4,5% / carbon / chromium, in rolls	-	-	40.598	61.532	-	-
8402111000	Watertube boiler with steam production > 45 t/ h with electrical operated	28.944	102.323	-	-	-100,00	-100,00
8402121100	Watertube boilers elect. with a steam 15 tons <= steam prod.< 45 tons/hours	304.568	992.665	388.492	1.282.486	27,56	29,20
8402909000	Oth than part of boiler bodies or shells	-	-	1.338.753	1.991.903	-	-
8404901100	Parts boiler bodies or shells of goods of subheading 8404.10.10 :	-	-	3.800	5.620	-	-
8404901900	Part oth than boiler bodies or shells of goods of subheading 8404.10.10 :	-	-	1.897.136	5.192.986	-	-
8406820000	Turbines oth than marine propulsion of an output not exceeding 40 MW	-	-	9.120	170.612	-	-
8409991900	Other engine of machinery of heading 8429 or 8430	2	95	-	-	-100,00	-100,00
8412210000	Hydraulic power engines and motors with linear acting (cylinders)	12.051	165.219	-	-	-100,00	-100,00
8412290000	Hydraulic power engines and motors with other linear acting (cylinders)	237.427	1.947.144	-	-	-100,00	-100,00
8412390000	Pneumatic power engines and motors with other linear acting (cylinders)	1.520	1.487	-	-	-100,00	-100,00

Lanjutan Tabel 2.9

PELABUHAN BONGKAR / KOMODITI HS 2012		2012		2013		PERUBAHAN (%)	
		BERAT (KG)	NILAI (US\$)	BERAT (KG)	NILAI (US\$)	BERAT	NILAI
(1)		(2)	(3)	(4)	(5)	(6)	(7)
8412909000	oth parts of engines of subheading 841	22.310	183.006	-	-	-100,00	-100,00
8413209000	Oth Water pump for hand pump,oth than those of subheading 8413.11 / 8413.19	1.730	23.673	-	-	-100,00	-100,00
8413309200	Other water pumps or fuel pumps of kindused for eng of mtr vhl head 8702-8704	32	1.520	-	-	-100,00	-100,00
8413811110	Water pump with flow rate <= 8000 m/hwith electrically operated	165	6.039	397	16.039	140,61	165,59
8413811120	Water pump with flow rate <= 8000 m/hwith not electrically operated	557	20.288	-	-	-100,00	-100,00
8413811900	Water pump with flow rate >= 13000 m/h	83.024	293.060	261.826	890.293	215,36	203,79
8413911000	Part of pumps subheading 8413.20.10	1.314	30.165	-	-	-100,00	-100,00
8413919000	Part of other pumps	4.177	57.414	3.312	103.600	-20,71	80,44
8414901900	Oth parts of pumps or compressors forgoods of subheading 8414.40	-	-	270	1.500	-	-
8414902900	Oth part of kind for fan suitable use ingoods of heading 8415, 8418, 8509/8516	-	-	2.398	75.000	-	-
8415811200	Inc.refri,revers heat pump,use inaircraft opot>21.10kw,air flow>67.96m3/m	573	13.136	-	-	-100,00	-100,00
8419891300	Machinery by a proces involving heat for manufacture of PCB/PWB's/PCA's elect op	-	-	158.679	628.509	-	-
8419891900	Oth mach for making hot drinks/for cooking/heating food,electricall operate	119.787	834.259	189.367	1.111.832	58,09	33,27
8419901900	Parts, oth machicne electrically operated	1.250	28.676	186	5.800	-85,12	-79,77
8419902100	Part machine,non-electric op,for treatby proces involve heat ,household type	223	5.116	-	-	-100,00	-100,00
8421299000	Oth filtering machinery & apparatus forliquids not electrically operated	1.714	6.148	1.598	6.275	-6,77	2,07
8421999900	Oth parts of goods of subheading8421.21.11/8421.21.21	7	328	39	1.200	457,14	265,85
8423891000	Oth weigh mach,oth.capacity > 5 000kg,electrically operated	2.666	9.389	7.847	37.074	194,34	294,87
8425110000	Pulley tackle & hoists oth than skip for raising vehicules, by electric motor	-	-	27.496	69.648	-	-
8425190000	Pulley tackle & hoists oth than skip for raising vehicules, not electric motor	-	-	4.877	7.294	-	-
8425390000	Oth winches;capstans,oth than powered by oth electric motor	27.791	227.890	-	-	-100,00	-100,00
8426192000	Bridge cranes	-	-	57.661	145.962	-	-
8426193000	Gantry cranes	-	-	8.542	21.422	-	-
8426199000	Other transporter cranes	-	-	116.958	204.550	-	-
8426410000	Other Mobile lifting frames, self propelled, on tyres	-	-	400.853	643.320	-	-
8426490000	Other Mobile lifting frames, self propelled,oth than on tyres	278.406	3.832.500	5.339	13.181	-98,08	-99,66
8426990000	Other derricks machine designed formounting oth than on road vehicles	211	3.189	-	-	-100,00	-100,00
8428329000	Oth continuous act elevators &conveyorsof bucket type,not used for agri type	403.492	1.275.253	-	-	-100,00	-100,00
8428399000	Oth continuous-action elevators&conveyor, for goods/materials	1	154	-	-	-100,00	-100,00
8428909000	Other machine for lifting, handling, loading/unloading	-	-	521	16.300	-	-
8429510000	Front-end shovel loaders	-	-	59.679	94.232	-	-
8430500000	Oth moving,grading,levelling,scrapingmachinery, self-propelled	-	-	3.413	5.409	-	-
8430690000	Oth machinery of hedaing 84.30 not self-propelled	-	-	1.082	1.710	-	-

Lanjutan Tabel 2.9

PELABUHAN BONGKAR / KOMODITI HS 2012		2012		2013		PERUBAHAN (%)	
		BERAT (KG)	NILAI (US\$)	BERAT (KG)	NILAI (US\$)	BERAT	NILAI
(1)		(2)	(3)	(4)	(5)	(6)	(7)
8431399000	Part of other lifting,handling/loadingmachine	1.710.854	8.554.447	-	-	-100,00	-100,00
8431491000	Parts of machinery of heading 84.26 oththan Buckets, shovels, grabs and grips	1.208	27.695	-	-	-100,00	-100,00
8431499000	Oth parts suitable use of machinery of heading 84.30	39.956	427.116	5.755	180.000	-85,60	-57,86
8433520000	Other threshing machinery	92.831	327.774	204.920	547.464	120,75	67,02
8471604000	X-y coordinate input devices,includingmouse,light pens,joystick,track balls	1	94	-	-	-100,00	-100,00
8474101000	Sorting,screening,separating/washingmachines, electrically operated	208.886	661.482	416	658	-99,80	-99,90
8474201900	Crushing/grinding mach for earth,oresoth mineral substances,elect operated	75.312	265.986	174.059	699.675	131,12	163,05
8474311000	Concrete/mortar mixers, electricallyoperated	-	-	32.628	51.478	-	-
8474391000	Other mixing/kneading machineselectrically operated	-	-	4.328	6.805	-	-
8474901000	Parts of mach for sort,creen,separate,wash,crush,grinding&mixing,elect oprtd	548	7.311	-	-	-100,00	-100,00
8479201000	Mach for the extract/preparation ofanimal/fix vegetabl fat/oil, elect oprtd	448.334	1.688.170	274.920	1.368.209	-38,68	-18,95
8479821000	Mixing,kneading,crush,grind,screen,sift,homogenis,& emulsift/stirr machelectrica	-	-	21.146	133.205	-	-
8479893000	Oth mach for assembling CPU daughterboard in plastic case/housing,elect oprt	1.223	16.700	-	-	-100,00	-100,00
8479902000	Part of goods Oth mach for assemblingCPU daughter plastic case/housing board	985	17.256	-	-	-100,00	-100,00
8479903000	Part of oth electrically operatedmachine	3.943	32.500	-	-	-100,00	-100,00
8481301000	Check (nonreturn) valve of swing check-valve type,40 cm ?inlets intl dia<60cm	510	11.700	-	-	-100,00	-100,00
8481401000	Safety/relief valves of copper/copperalloy < 2.5cm	1.877	43.072	-	-	-100,00	-100,00
8482500000	Oth cylindrical roller bearings	448	10.300	-	-	-100,00	-100,00
8483109000	Other transmission shafts	51	2.423	-	-	-100,00	-100,00
8483202000	Bearing housing incorp. ball or rollerbearings for mach.of bulldozer or grading	169	2.534	-	-	-100,00	-100,00
8483402000	Gear&gearing oth than toothed wheels,for marine vessels	11.156	91.591	-	-	-100,00	-100,00
8483409000	Gear&gearing oth than toothed wheels,for oth mar.vsl/mach of moving grading	467.818	3.925.478	-	-	-100,00	-100,00
8483500000	Flywheels&pulleys,including pulley block	40.472	210.144	-	-	-100,00	-100,00
8483901900	Oth. parts of goods of trans. shafts	548	7.304	-	-	-100,00	-100,00
8484100000	Gaskets&similar joint metal sheetingcombined with oth material/2 more layers	4	39	-	-	-100,00	-100,00
8487900000	Oth mach. parts, not cont. electric con-necter,insulator,coil, oth elec.features	744	14.748	-	-	-100,00	-100,00
8501109900	Others spindle (AC/DC) motors	9.521	33.571	15.180	60.992	59,44	81,68
8501330000	Motor dc, Generator dc75 kw < an output ? 375 kw	4.808	39.204	-	-	-100,00	-100,00
8501530000	Motor ac of an output > 75 kw	89.047	730.692	-	-	-100,00	-100,00
8502131000	Electric generating sets & rotary conv.of an output > 12500 kva	-	-	114.780	181.315	-	-
8502203000	Generat sets with spark-ignition interncombst pist 100 kva < output ? 10000 kva	183.904	581.526	-	-	-100,00	-100,00
8504211000	Step-voltage regulators,instrument transformer with a power handl capacity?5kva	1.391	31.863	-	-	-100,00	-100,00
8504312200	Oth ring current transformers	-	-	33.349	50.600	-	-

Lanjutan Tabel 2.9

PELABUHAN BONGKAR / KOMODITI HS 2012		2012		2013		PERUBAHAN (%)	
		BERAT (KG)	NILAI (US\$)	BERAT (KG)	NILAI (US\$)	BERAT	NILAI
(1)	(1)	(2)	(3)	(4)	(5)	(6)	(7)
8504401900	Other uninterrupted power supplies	126	1.252	-	-	-100,00	-100,00
8505900000	Other electro magnetic including parts	1.603	21.837	-	-	-100,00	-100,00
8514309000	Other furnaces and ovens	-	-	250	331	-	-
8515809000	Oth electric mach & app for hot spraying of metals/sintered metal carbides	-	-	22.276	33.828	-	-
8517701000	Parts of control and adaptor units including gateways, bridges, routers	1.819	14.003	-	-	-100,00	-100,00
8525801000	Web cameras	515	11.804	-	-	-100,00	-100,00
8525805090	Other digital cameras	5.578	45.568	-	-	-100,00	-100,00
8526109000	Other radar apparatus	11.924	97.500	-	-	-100,00	-100,00
8528591000	Other monitor, colour	3.383	77.672	-	-	-100,00	-100,00
8529102100	Parabolic aerial reflector dishes for TVreception	326	7.470	-	-	-100,00	-100,00
8529102900	Oth parabolic aerial reflector dish forTV reception	2	378	-	-	-100,00	-100,00
8529109200	Oth aerials&aerials reflector,used withtransmission app. for radio-broad cast/TV	1.688	23.776	-	-	-100,00	-100,00
8529902000	Part of decoder for use w/ transmission,radar&reception app. ,monitor&projector	989	22.690	-	-	-100,00	-100,00
8529905900	Oth printed circuit board; assembled,for other goods	2.807	24.447	-	-	-100,00	-100,00
8530800000	Equipment for roads,inland waterways,parking facility,port install./airfields	338	4.840	-	-	-100,00	-100,00
8535909000	Oth bushing and tap changer assembl. for electricity distrib/power transformers	1.984	27.579	-	-	-100,00	-100,00
8536502000	Over-current and residual-currentautomatic switches	1.938	44.464	-	-	-100,00	-100,00
8536505900	Electronic AC switch,voltage<=1000V,for a current >= 16A	84	1.345	-	-	-100,00	-100,00
8536509900	Oth make&break switch,>500V	6.117	84.145	-	-	-100,00	-100,00
8536901200	Connection&contact elements for wires&cables;wafer probers;current < 16A	96	2.207	-	-	-100,00	-100,00
8536901900	Connection&contact elements for wires&cables;wafer probers;current >= 16A	5.030	65.410	-	-	-100,00	-100,00
8536903900	Cable connector,connector/adaptor forco-axial cable,commutator,current>=16A	2	26	-	-	-100,00	-100,00
8537101100	Control panel use in distributed controlsystem;voltage<1000V	519.202	1.641.233	-	-	-100,00	-100,00
8537101300	Control panel for AC,refrig.,wash. mach.,vacuum cleaner,mixer,water heater	84	1.290	-	-	-100,00	-100,00
8537103000	Programmable logic controllers for auto-mach for trans. for semiconductor device	192	1.662	-	-	-100,00	-100,00
8537201900	Switchboards incorp. elect instrum forbreak,connect/protect elect circ<=66 KV	70.552	249.110	227.582	833.355	222,57	234,53
8537209000	Oth board for elect. control for voltage> 1000 volt	-	-	412.439	1.043.588	-	-
8539292000	Other filament lamps, excl UV/infraredlamps,for motor vehicles	2	65	-	-	-100,00	-100,00
8543701000	Electric fence energisers	456	10.500	-	-	-100,00	-100,00
8543709000	Oth electrical machines & apparatus,having individual fuctions	64.267	484.032	-	-	-100,00	-100,00
8544201900	Co-axial cable/elec;fitted w/ connector;<=66.000V;insulate not w/ rubber/plastic	-	-	11.468	17.474	-	-
8544202900	Co-axial cable/elec;unfitted w/ conecotr;<=66.000V;insulate not w/ rubber/plastic	-	-	26.635	42.021	-	-
8544429990	Oth elect conductor,fitted w/ connector,used for telecommunication,<= 1000V	481	4.800	-	-	-100,00	-100,00

Lanjutan Tabel 2.9

PELABUHAN BONGKAR / KOMODITI HS 2012		2012		2013		PERUBAHAN (%)	
		BERAT (KG)	NILAI (US\$)	BERAT (KG)	NILAI (US\$)	BERAT	NILAI
(1)	(2)	(3)	(4)	(5)	(6)	(7)	
8544494900	Oth elect cconnector,fit w/ connector,>80V&<=1000V,no for com,insulate w/o plastic	96	1.108	-	-	-100,00	-100,00
8546900000	Oth elect insulators not of glass and of ceramics	92	4.446	-	-	-100,00	-100,00
8548901000	Image sensors contact type copmrising aphoto-conductive sensor element	100	2.296	-	-	-100,00	-100,00
8705400000	Concrete-mixer lorries	-	-	85.066	134.370	-	-
8708924000	Silencers (mufflers),exhaust pipe;partsfor vhcls>= 10 persons/tansport of goods	10	479	-	-	-100,00	-100,00
8708937000	Clutches and parts thereof for vehiclestransport of goods/special purpose vhcls	1	52	-	-	-100,00	-100,00
8708999000	Other parts,acces for other vehicles ofheading 8701- 8705	6	298	-	-	-100,00	-100,00
9013200000	Lasers, other than laser diodes	23.752	195.000	-	-	-100,00	-100,00
9014801000	Oth navigation instrum&appl of used onship work with an automatic data process	164	3.740	-	-	-100,00	-100,00
9014809000	Oth navigation instrum&appl of oth used on ships	15.916	218.718	-	-	-100,00	-100,00
9016000000	Balances of a sensitivity of 5 cg orbetter, w/without their weights	-	-	583	944	-	-
9024801000	Oth mach& appliances for testing wood,textiles,paper,plastics,elect operate	-	-	250	453	-	-
9025191900	Thermometers&pyrometers,elect operated,oth temperature gauges for motor vehicle	-	-	250	349	-	-
9026201000	Presure gauges for motor vehicles,electrically operated	1.558	35.735	-	-	-100,00	-100,00
9026203000	Other measuring/checking pressureinstruments, electrically operated	253	3.448	-	-	-100,00	-100,00
9026802000	Oth instruments/app for measuring/check,flow/level/press,not electric operated	19	976	-	-	-100,00	-100,00
9031809000	Oth instruments,appliances and machines,other cable tester	2.406	33.121	15.648	24.745	550,37	-25,29
9031901900	Oth parts&acc oth than inspect wafer/repair/measure pcb,pwb,pwa elect operate	-	-	8.074	12.689	-	-
9032893100	Automatic regulating voltage units(stabilizers),electrically operated	970	13.286	-	-	-100,00	-100,00
9032903000	Part&acc automatic, regulating/controllinstruments&apparatus,elect operated	9.040	74.750	-	-	-100,00	-100,00
9405402000	Searchlights	2.191	50.281	-	-	-100,00	-100,00
9406009200	Other prefabricated buildings of wood	-	-	67.170	106.127	-	-
9406009400	Other prefabricated buildings of iron/steel	58.474	184.959	49.108	77.614	-16,02	-58,04
9406009900	Oth prefabricated buildings oth of wood,iron, plastics, aluminium, concrete	40.808	128.738	-	-	-100,00	-100,00
TOTAL IMPOR		42.319.739	134.999.326	68.436.818	82.645.525	61,71	-38,78

TABEL 2.10 DATA IMPOR KALIMANTAN TENGAH MENURUT SITC GRUP 1, 2, 3 DIJIT, 2012-2013

GOLONGAN BARANG SITC	2012		2013		PERUBAHAN (%)	
	BERAT (KG)	NILAI (US\$)	BERAT (KG)	NILAI (US\$)	BERAT	NILAI
(1)	(2)	(3)	(4)	(5)	(6)	(7)
GOLONGAN BARANG SITC 1 DIJIT						
2 Bahan Mentah	4.567.879	3.011.888	-	-	-100,00	-100,00
3 Bahan Bakar, Bahan Penyemir, dsb	8.298.765	5.546.032	37.293.090	24.893.205	349,38	348,85
5 Bahan Kimia	40.608	63.953	221.165	276.781	444,63	332,79
6 Hasil Industri Menurut Bahan	8.803.355	26.745.928	11.980.809	7.574.618	36,09	-71,68
7 Mesin Dan Alat Pengangkutan	19.910.587	95.966.901	18.784.827	49.561.005	-5,65	-48,36
8 Hasil Industri Lainnya	698.545	3.664.624	156.927	339.916	-77,54	-90,72
TOTAL IMPOR	42.319.739	134.999.326	68.436.818	82.645.525	61,71	-38,78
GOLONGAN BARANG SITC 2 DIJIT						
23 Karet Mentah, Sintetis Dan Pugaran	1.295	4.992	-	-	-100,00	-100,00
26 Serat Tekstil Dan Sisa-sisanya	366	1.200	-	-	-100,00	-100,00
27 Pupuk Dan Mineral Alam Lainnya	4.566.218	3.005.696	-	-	-100,00	-100,00
33 Minyak Bumi Dan Hasil-hasilnya	8.298.765	5.546.032	37.293.090	24.893.205	349,38	348,85
52 Kimia Inorganis	40.000	50.000	220.000	275.000	450,00	450,00
58 Olahan Bahan Plastik	608	13.953	1.165	1.781	91,61	-87,24
62 Barang-barang Karet	2.366.589	17.512.663	4.486	112.548	-99,81	-99,36
66 Barang-barang Dari Mineral Bukan Logam	3.832.271	304.599	8.164.000	676.689	113,03	122,16
67 Besi Dan Baja	657.894	1.886.370	221.146	410.113	-66,39	-78,26
68 Logam Tidak Mengandung Besi	1.346	11.392	-	-	-100,00	-100,00
69 Barang-barang Logam Lainnya	1.945.255	7.030.904	3.591.177	6.375.268	84,61	-9,33
71 Mesin Pembangkit Tenaga	2.743.768	15.881.603	7.952.730	23.729.350	189,85	49,41
72 Mesin Industri Tertentu/kausius	6.799.711	27.151.636	4.251.239	15.611.903	-37,48	-42,50
73 Mesin Untuk Mengerjakan Logam	42.693	159.960	28.932	92.778	-32,23	-42,00
74 Mesin Industri Dan Perlengkapannya	9.062.958	46.628.162	1.713.607	6.994.175	-81,09	-85,00
75 Mesin Kantor Dan Pengolah Data	6	1.402	-	-	-100,00	-100,00
76 Alat Telekomunikasi	29.031	325.308	-	-	-100,00	-100,00
77 Mesin Listrik, Aparat Dan Alat-alatnya	1.050.962	5.185.663	761.253	2.238.429	-27,57	-56,83

Lanjutan Tabel 2.10

GOLONGAN BARANG SITC	2012		2013		PERUBAHAN (%)	
					BERAT	NILAI
	BERAT (KG)	NILAI (US\$)	BERAT (KG)	NILAI (US\$)	BERAT	NILAI
(1)	(2)	(3)	(4)	(5)	(6)	(7)
78 Kendaraan Bermotor Untuk Jalan Raya	181.458	633.167	85.066	134.370	-53,12	-78,78
79 Alat Pengangkutan Lainnya	-	-	3.992.000	760.000	-	-
81 Barang-barang Saniter, Pemanas Dll	528.238	2.312.212	127.751	248.052	-75,82	-89,27
87 Inst, Ilmu Pengetahuan, Kedokteran Dsb	156.767	1.290.383	29.176	91.864	-81,39	-92,88
89 Hasil Industri Lainnya	13.540	62.029	-	-	-100,00	-100,00
TOTAL IMPOR	42.319.739	134.999.326	68.436.818	82.645.525	61,71	-38,78
GOLONGAN BARANG SITC 3 DIJIT						
231 Getah Karet Alam, Karet Alam Lainnya	1.295	4.992	-	-	-100,00	-100,00
268 Wool Dan Bulu Hewan Lainnya	366	1.200	-	-	-100,00	-100,00
278 Bahan Mineral Lainnya	4.566.218	3.005.696	-	-	-100,00	-100,00
335 Sisa Hasil Minyak Bumi	8.298.765	5.546.032	37.293.090	24.893.205	349,38	348,85
522 Unsur Kimia, Halida, Oksida Dan Garam-garamnya	40.000	50.000	220.000	275.000	450,00	450,00
581 Tabung, Pipa Dan Selang Dari Bahan Plastik	608	13.953	-	-	-100,00	-100,00
582 Pelat, Lembaran, Film Dan Foil Dari Plastik	-	-	1.165	1.781	-	-
621 Bahan-bahan Dari Karet	3	138	-	-	-100,00	-100,00
629 Barang-barang Karet, Tds	2.366.586	17.512.525	4.486	112.548	-99,81	-99,36
661 Semen, Kapur Dan Bahan Bangunan Buatan Pabrik	3.832.000	303.018	8.164.000	676.689	113,05	123,32
662 Barang Konstruksi	184	600	-	-	-100,00	-100,00
665 Barang-barang Kaca	87	981	-	-	-100,00	-100,00
676 Batang, Kawat, Dari Besi Dan Baja	402	9.224	73	586	-81,84	-93,65
677 Rel-rel Dan Perlengkapannya Dari Besi/baja	193.306	204.116	-	-	-100,00	-100,00
679 Pipa Dan Tabung Besi Atau Baja	464.186	1.673.030	221.073	409.527	-52,37	-75,52
687 Barang-barang Timah	1.346	11.392	-	-	-100,00	-100,00
691 Bangunan Dan Bagian Bangunan	271.823	934.258	3.406.833	5.634.981	1.153,33	503,15
692 Tangki Untuk Penyimpanan/pengangkutan Barang	1.627.508	5.882.130	137.160	596.702	-91,57	-89,86
693 Kawat Dan Produk Ikutannya	42	466	-	-	-100,00	-100,00
694 Paku, Mur, Baut Dan Semacamnya	4.516	26.035	3.125	27.517	-30,80	5,69
695 Perkakas Pertukangan Tangan	2.991	15.946	1.881	40.561	-37,11	154,36

Lanjutan Tabel 2.10

GOLONGAN BARANG SITC	2012		2013		PERUBAHAN (%)	
	BERAT (KG)	NILAI (US\$)	BERAT (KG)	NILAI (US\$)	BERAT	NILAI
	(1)	(2)	(3)	(4)	(5)	(6)
699 Produk Logam Tidak Mulia, Lainnya	38.375	172.069	42.178	75.507	9,91	-56,12
711 Ket.uap Air & Ket.uap Lainnya Utk.mb.vap	2.009.761	8.356.929	7.773.468	22.503.659	286,79	169,28
712 Turbin Uap & Turbin Pembangkit Lainnya	47.045	1.483.273	32.171	667.612	-31,62	-54,99
713 Mesin Piston pembakaran Dalam & Bagian	2	95	-	-	-100,00	-100,00
716 Instalasi Pembangkit Listrik & Perlengk.	368.194	3.312.451	140.566	443.079	-61,82	-86,62
718 Mesin Tenaga Lainnya Dan Bagiannya	318.766	2.728.855	6.525	115.000	-97,95	-95,79
721 Mesin Pertanian Dan Perlengkapannya	318.265	1.414.182	528.043	2.828.082	65,91	99,98
723 Mesin Bangunan Dan Konstruksi Tds	49.087	493.822	69.929	281.351	42,46	-43,03
727 Mesin Unt.industri Pengolahan Makanan	5.139.213	19.148.486	3.186.052	10.099.760	-38,01	-47,26
728 Mesin Lainnya Untuk Industri Tertentu	1.293.146	6.095.146	467.215	2.402.710	-63,87	-60,58
731 Mesin Perkakas, Bkja Pindahkan Barang Lain	42.341	158.460	-	-	-100,00	-100,00
735 Bagian Dan Perlengkapan Mesin Perkakas	-	-	6.656	58.950	-	-
737 Mesin Untuk Mengerjakan Logam	352	1.500	22.276	33.828	6.228,41	2.155,20
741 Aparat Pemanas Dan Pendingin Dan Alat-alatnya	2.270.551	11.411.910	654.258	3.482.079	-71,19	-69,49
742 Pompa Untuk Barang Cair	385.771	1.815.319	266.112	1.019.077	-31,02	-43,86
743 Pompa Untuk Lainnya Dan Kompresor	558.157	3.391.908	23.822	447.463	-95,73	-86,81
744 Mesin Bongkar Muat Barang	4.997.020	23.962.655	686.759	1.549.215	-86,26	-93,53
745 Perkakas Tangan Dan Mesin Bukan Listrik	38.442	147.498	7.847	37.074	-79,59	-74,86
746 Bantalan Peluru Atau Bantalan Giling	448	10.300	41	375	-90,85	-96,36
747 Keran, Klep, Katup Dan Sejenisnya	191.779	877.510	42.983	204.215	-77,59	-76,73
748 Poros Penggerak, Engkol Dan Landasan Bantalan	620.042	4.996.275	31.678	253.710	-94,89	-94,92
749 Bagian Dan Perlengkapan Mesin Bukan Listrik	748	14.787	107	967	-85,70	-93,46
751 Mesin Peralatan Kantor	5	1.308	-	-	-100,00	-100,00
752 Mesin Otomatis Pengolah Data Dan Satuannya	1	94	-	-	-100,00	-100,00
761 Alat Penerima Gambar (termasuk Video)	3.383	77.672	-	-	-100,00	-100,00
764 Pesawat Telekomunikasi Dan Bagian-bagiannya	25.648	247.636	-	-	-100,00	-100,00
771 Mesin Pembangkit Tenaga, Digerakkan Listrik	1.517	33.115	33.350	50.930	2.098,42	53,80
772 Alat Penyambung Atau Pemutus Arus Listrik	799.627	3.572.688	640.532	1.882.122	-19,90	-47,32
773 Alat Pengatur, Pembagi Arus Listrik	183.052	1.056.290	87.371	305.377	-52,27	-71,09

Lanjutan Tabel 2.10

GOLONGAN BARANG SITC (1)	2012		2013		PERUBAHAN (%)	
	BERAT (KG) (2)	NILAI (US\$) (3)	BERAT (KG) (4)	NILAI (US\$) (5)	BERAT (6)	NILAI (7)
778 Alat Listrik Lainnya	66.766	523.570	-	-	-100,00	-100,00
782 Kendaraan Bermotor Untuk Barang	-	-	85.066	134.370	-	-
784 Bagian Dan Perlengkapan Kendaraan Bermotor	17	829	-	-	-100,00	-100,00
786 Kereta Gandengan Dan Kendaraan Lain Tidak Bermotor	181.441	632.338	-	-	-100,00	-100,00
793 Alat Pengangkutan Laut	-	-	3.992.000	760.000	-	-
811 Bagian Bangunan Yang Siap Dari Pabrik	454.315	1.793.616	117.101	187.752	-74,22	-89,53
812 Barang-barang Saniter, Pemanas Dsb	26.984	110.000	10.650	60.300	-60,53	-45,18
813 Lampu	46.939	408.596	-	-	-100,00	-100,00
871 Alat Optis Dan Perlengkapannya	23.752	195.000	-	-	-100,00	-100,00
873 Alat-alat Meteran Dan Hitung	494	3.356	-	-	-100,00	-100,00
874 Alat Pengukur, Pemeriksa Dan Mengawasi	132.521	1.092.027	29.176	91.864	-77,98	-91,59
893 Barang-barang Plastik Buatan	13.540	62.029	-	-	-100,00	-100,00
TOTAL IMPOR	42.319.739	134.999.326	68.436.818	82.645.525	61,71	-38,78

TABEL 2.11 DATA IMPOR KALIMANTAN TENGAH MENURUT NEGARA ASAL DAN SITC GRUP 3 DIJIT, 2012-2013

NEGARA ASAL/SITC GRUP 3 DIJIT (1)	2012		2013		PERUBAHAN (%)	
	BERAT (KG) (2)	NILAI (US\$) (3)	BERAT (KG) (4)	NILAI (US\$) (5)	BERAT (6)	NILAI (7)
111 Jepang	34	1.443	12.480	197.398	36.605,88	13.579,70
629 Barang-barang Karet, Tds	3	55	3.360	26.786	111.900,00	48.601,82
679 Pipa Dan Tabung Besi Atau Baja	29	1.377	-	-	-100,00	-100,00
694 Paku, Mur, Baut Dan Semacamnya	1	7	-	-	-100,00	-100,00
712 Turbin Uap & Turbin Pembangkit Lainnya	-	-	9.120	170.612	-	-
749 Bagian Dan Perlengkapan Mesin Bukan Listrik	1	4	-	-	-100,00	-100,00
116 China	2.495.821	6.341.108	14.931.095	21.685.945	498,24	241,99
582 Pelat, Lembaran, Film Dan Foil Dari Plastik	-	-	1.165	1.781	-	-
679 Pipa Dan Tabung Besi Atau Baja	-	-	204.091	322.333	-	-
691 Bangunan Dan Bagian Bangunan	-	-	3.248.696	5.036.483	-	-
692 Tangki Untuk Penyimpanan/pengangkutan Barang	627.740	1.393.676	-	-	-100,00	-100,00
695 Perkakas Pertukangan Tangan	4	52	1.343	36.410	33.475,00	69.919,23
699 Produk Logam Tidak Mulia, Lainnya	2	90	40.598	61.532	2.029.800,00	68.268,89
711 Ket.uap Air & Ket.uap Lainnya Utk.mb.vap	212.565	417.000	3.235.889	7.184.889	1.422,31	1.622,99
716 Instalasi Pembangkit Listrik & Perlengk.	-	-	114.780	181.315	-	-
718 Mesin Tenaga Lainnya Dan Bagiannya	21.934	61.843	-	-	-100,00	-100,00
723 Mesin Bangunan Dan Konstruksi Tds	-	-	69.929	281.351	-	-
727 Mesin Unt.industri Pengolahan Makanan	270.932	766.217	2.554.016	4.800.000	842,68	526,45
728 Mesin Lainnya Untuk Industri Tertentu	264.982	666.462	45.972	66.741	-82,65	-89,99
737 Mesin Untuk Mengerjakan Logam	-	-	22.276	33.828	-	-
741 Aparat Pemanas Dan Pendingin Dan Alat-alatnya	265.540	750.735	436	6.131	-99,84	-99,18
742 Pompa Untuk Barang Cair	12.585	35.711	64.910	202.800	415,77	467,89
743 Pompa Untuk Lainnya Dan Kompresor	68.318	193.521	2.707	77.700	-96,04	-59,85
744 Mesin Bongkar Muat Barang	691.149	1.885.145	622.247	1.121.677	-9,97	-40,50
748 Poros Penggerak, Engkol Dan Landasan Bantalan	6.000	6.486	-	-	-100,00	-100,00
771 Mesin Pembangkit Tenaga, Digerakkan Listrik	-	-	33.349	50.600	-	-
772 Alat Penyambung Atau Pemutus Arus Listrik	-	-	412.439	1.043.588	-	-
773 Alat Pengatur, Pembagi Arus Listrik	-	-	38.103	59.495	-	-
782 Kendaraan Bermotor Untuk Barang	-	-	85.066	134.370	-	-
786 Kereta Gandengan Dan Kendaran Lain Tidak Bermotor	30.563	86.338	-	-	-100,00	-100,00
793 Alat Pengangkutan Laut	-	-	3.992.000	760.000	-	-
811 Bagian Bangunan Yang Siap Dari Pabrik	23.500	77.492	116.278	183.741	394,80	137,11
874 Alat Pengukur, Pemeriksa Dan Mengawasi	7	340	24.805	39.180	354.257,14	11.423,53

Lanjutan Tabel 2.11

NEGARA ASAL/SITC GRUP 3 DIJIT	2012		2013		PERUBAHAN (%)	
	BERAT (KG)	NILAI (US\$)	BERAT (KG)	NILAI (US\$)	BERAT	NILAI
(1)	(2)	(3)	(4)	(5)	(6)	(7)
121 Thailand	10.485	237.898	-	-	-100,00	-100,00
741 Aparat Pemanas Dan Pendingin Dan Alat-alatnya	7.412	168.190	-	-	-100,00	-100,00
743 Pompa Untuk Lainnya Dan Kompresor	3.073	69.708	-	-	-100,00	-100,00
122 Singapura	8.704.744	13.233.386	30.188.228	20.902.227	246,80	57,95
278 Bahan Mineral Lainnya	4.566.218	3.005.696	-	-	-100,00	-100,00
335 Sisa Hasil Minyak Bumi	2.285.118	1.526.458	30.157.541	20.068.001	1.219,74	1.214,68
629 Barang-barang Karet, Tds	1.120	8.572	1.120	85.714	0,00	899,93
677 Rel-rel Dan Perlengkapannya Dari Besi/baja	193.306	204.116	-	-	-100,00	-100,00
694 Paku, Mur, Baut Dan Semacamnya	1.605	1.581	-	-	-100,00	-100,00
716 Instalasi Pembangkit Listrik & Perlengk.	2.501	8.655	-	-	-100,00	-100,00
718 Mesin Tenaga Lainnya Dan Bagiannya	17.566	284.023	6.525	115.000	-62,85	-59,51
723 Mesin Bangunan Dan Konstruksi Tds	9.116	8.922	-	-	-100,00	-100,00
728 Mesin Lainnya Untuk Industri Tertentu	4.800	213.514	23.042	633.512	380,04	196,71
741 Aparat Pemanas Dan Pendingin Dan Alat-alatnya	23.851	633.069	-	-	-100,00	-100,00
744 Mesin Bongkar Muat Barang	1.559.071	7.128.636	-	-	-100,00	-100,00
748 Poros Penggerak, Engkol Dan Landasan Bantalan	40.472	210.144	-	-	-100,00	-100,00
124 Malaysia	23.332.350	81.008.008	15.066.406	38.236.576	-35,43	-52,80
231 Getah Karet Alam, Karet Alam Lainnya	1.295	4.992	-	-	-100,00	-100,00
268 Wool Dan Bulu Hewan Lainnya	366	1.200	-	-	-100,00	-100,00
335 Sisa Hasil Minyak Bumi	6.013.647	4.019.574	7.135.549	4.825.204	18,66	20,04
522 Unsur Kimia, Halida, Oksida Dan Garam-garamnya	40.000	50.000	220.000	275.000	450,00	450,00
629 Barang-barang Karet, Tds	-	-	6	48	-	-
662 Barang Konstruksi	184	600	-	-	-100,00	-100,00
665 Barang-barang Kaca	87	981	-	-	-100,00	-100,00
676 Batang, Kawat, Dari Besi Dan Baja	-	-	73	586	-	-
679 Pipa Dan Tabung Besi Atau Baja	464.156	1.671.591	16.982	87.194	-96,34	-94,78
691 Bangunan Dan Bagian Bangunan	271.823	934.258	158.137	598.498	-41,82	-35,94
692 Tangki Untuk Penyimpanan/pengangkut barang	999.768	4.488.454	137.160	596.702	-86,28	-86,71
694 Paku, Mur, Baut Dan Semacamnya	2.306	10.548	3.125	27.517	35,52	160,87
695 Perkakas Pertukangan Tangan	2.929	14.370	538	4.151	-81,63	-71,11
699 Produk Logam Tidak Mulia, Lainnya	38.038	164.226	1.580	13.975	-95,85	-91,49
711 Ket.uap Air & Ket.uap Lainnya Utk.mb.vap	1.797.196	7.939.929	4.485.205	14.953.020	149,57	88,33
712 Turbin Uap & Turbin Pembangkit Lainnya	47.045	1.483.273	16.051	327.000	-65,88	-77,95
716 Instalasi Pembangkit Listrik & Perlengk.	222.525	1.365.488	22.286	176.764	-89,98	-87,05
718 Mesin Tenaga Lainnya Dan Bagiannya	7.478	87.620	-	-	-100,00	-100,00
721 Mesin Pertanian Dan Perlengkapannya	317.585	1.396.510	528.043	2.828.082	66,27	102,51

Lanjutan Tabel 2.11

NEGARA ASAL/SITC GRUP 3 DIJIT	2012		2013		PERUBAHAN (%)	
	BERAT (KG)	NILAI (US\$)	BERAT (KG)	NILAI (US\$)	BERAT	NILAI
	(1)	(2)	(3)	(4)	(5)	(6)
723 Mesin Bangunan Dan Konstruksi Tds	7.923	39.011	-	-	-100,00	-100,00
727 Mesin Unt.industri Pengolahan Makanan	4.868.281	18.382.269	632.036	5.299.760	-87,02	-71,17
728 Mesin Lainnya Untuk Industri Tertentu	1.016.591	5.139.723	398.201	1.702.457	-60,83	-66,88
731 Mesin Perkakas, Bkja Pindahkan Barang Lain	42.341	158.460	-	-	-100,00	-100,00
735 Bagian Dan Perlengkapan Mesin Perkakas	-	-	6.656	58.950	-	-
737 Mesin Untuk Mengerjakan Logam	352	1.500	-	-	-100,00	-100,00
741 Aparat Pemanas Dan Pendingin Dan Alat-alatnya	1.971.354	9.784.787	653.822	3.475.948	-66,83	-64,48
742 Pompa Untuk Barang Cair	365.933	1.666.836	201.202	816.277	-45,02	-51,03
743 Pompa Untuk Lainnya Dan Kompresor	486.735	3.126.046	9.383	44.278	-98,07	-98,58
744 Mesin Bongkar Muat Barang	2.283.608	9.459.330	64.512	427.538	-97,18	-95,48
745 Perkakas Tangan Dan Mesin Bukan Listrik	38.442	147.498	7.847	37.074	-79,59	-74,86
746 Bantalan Peluru Atau Bantalan Giling	-	-	41	375	-	-
747 Keran, Klep, Katup Dan Sejenisnya	189.392	822.738	42.983	204.215	-77,30	-75,18
748 Poros Penggerak, Engkol Dan Landasan Bantalan	93.828	750.315	31.678	253.710	-66,24	-66,19
749 Bagian Dan Perlengkapan Mesin Bukan Listrik	-	-	107	967	-	-
751 Mesin Peralatan Kantor	5	1.308	-	-	-100,00	-100,00
772 Alat Penyambung Atau Pemutus Arus Listrik	784.100	3.344.560	228.092	838.499	-70,91	-74,93
773 Alat Pengatur, Pembagi Arus Listrik	182.383	1.045.936	49.268	245.882	-72,99	-76,49
786 Kereta Gandengan Dan Kendaran Lain Tidak Bermotor	150.878	546.000	-	-	-100,00	-100,00
811 Bagian Bangunan Yang Siap Dari Pabrik	430.815	1.716.124	823	4.011	-99,81	-99,77
812 Barang-barang Saniter, Pemanas Dsb	26.984	110.000	10.650	60.300	-60,53	-45,18
813 Lampu	44.748	358.315	-	-	-100,00	-100,00
873 Alat-alat Meteran Dan Hitung	494	3.356	-	-	-100,00	-100,00
874 Alat Pengukur, Pemeriksa Dan Mengawasi	102.195	708.253	4.370	52.594	-95,72	-92,57
893 Barang-barang Plastik Buatan	13.540	62.029	-	-	-100,00	-100,00
131 Viet Nam	3.832.000	303.018	8.164.000	676.689	113,05	123,32
661 Semen, Kapur Dan Bahan Bangunan Buatan Pabrik	3.832.000	303.018	8.164.000	676.689	113,05	123,32
133 India	-	-	52.374	365.750	-	-
711 Ket.uap Air & Ket.uap Lainnya Utk.mb.vap	-	-	52.374	365.750	-	-

Lanjutan Tabel 2.11

NEGARA ASAL/SITC GRUP 3 DIJIT	2012		2013		PERUBAHAN (%)	
	BERAT (KG)	NILAI (US\$)	BERAT (KG)	NILAI (US\$)	BERAT	NILAI
(1)	(2)	(3)	(4)	(5)	(6)	(7)
411 Amerika Serikat	2.762	69.008	7.000	170.000	153,44	146,35
629 Barang-barang Karet, Tds	2	15	-	-	-100,00	-100,00
679 Pipa Dan Tabung Besi Atau Baja	1	62	-	-	-100,00	-100,00
694 Paku, Mur, Baut Dan Semacamnya	500	11.518	-	-	-100,00	-100,00
695 Perkakas Pertukangan Tangan	9	384	-	-	-100,00	-100,00
699 Produk Logam Tidak Mulia, Lainnya	4	166	-	-	-100,00	-100,00
712 Turbin Uap & Turbin Pembangkit Lainnya	-	-	7.000	170.000	-	-
723 Mesin Bangunan Dan Konstruksi Tds	35	1.674	-	-	-100,00	-100,00
728 Mesin Lainnya Untuk Industri Tertentu	394	9.078	-	-	-100,00	-100,00
741 Aparat Pemanas Dan Pendingin Dan Alat-alatnya	573	13.136	-	-	-100,00	-100,00
743 Pompa Untuk Lainnya Dan Kompresor	7	328	-	-	-100,00	-100,00
746 Bantalan Peluru Atau Bantalan Giling	448	10.300	-	-	-100,00	-100,00
748 Poros Penggerak, Engkol Dan Landasan Bantalan	51	2.423	-	-	-100,00	-100,00
749 Bagian Dan Perlengkapan Mesin Bukan Listrik	2	33	-	-	-100,00	-100,00
764 Pesawat Telekomunikasi Dan Bagian-bagiannya	519	11.916	-	-	-100,00	-100,00
772 Alat Penyambung Atau Pemutus Arus Listrik	98	2.233	-	-	-100,00	-100,00
773 Alat Pengatur, Pembagi Arus Listrik	92	4.446	-	-	-100,00	-100,00
778 Alat Listrik Lainnya	2	65	-	-	-100,00	-100,00
784 Bagian Dan Perlengkapan Kendaraan Bermotor	17	829	-	-	-100,00	-100,00
874 Alat Pengukur, Pemeriksa Dan Mengawasi	8	402	-	-	-100,00	-100,00
412 Kanada	2	36	-	-	-100,00	-100,00
699 Produk Logam Tidak Mulia, Lainnya	2	36	-	-	-100,00	-100,00
421 Meksiko	4	234	-	-	-100,00	-100,00
874 Alat Pengukur, Pemeriksa Dan Mengawasi	4	234	-	-	-100,00	-100,00
424 Nikaragua	3	138	-	-	-100,00	-100,00
621 Bahan-bahan Dari Karet	3	138	-	-	-100,00	-100,00
434 Brazil	3	97	-	-	-100,00	-100,00
713 Mesin Piston pembakaran Dalam & Bagian	2	95	-	-	-100,00	-100,00
749 Bagian Dan Perlengkapan Mesin Bukan Listrik	1	2	-	-	-100,00	-100,00
511 Inggris	33	1.521	-	-	-100,00	-100,00
699 Produk Logam Tidak Mulia, Lainnya	1	1	-	-	-100,00	-100,00
742 Pompa Untuk Barang Cair	32	1.520	-	-	-100,00	-100,00
513 Perancis	-	-	3.500	85.000	-	-
716 Instalasi Pembangkit Listrik & Perlengk.	-	-	3.500	85.000	-	-

Lanjutan Tabel 2.11

NEGARA ASAL/SITC GRUP 3 DIJIT	2012		2013		PERUBAHAN (%)	
	BERAT (KG)	NILAI (US\$)	BERAT (KG)	NILAI (US\$)	BERAT	NILAI
(1)	(2)	(3)	(4)	(5)	(6)	(7)
514 Jerman	3.892.160	32.632.691	11.733	325.575	-99,70	-99,00
581 Tabung, Pipa Dan Selang Dari Bahan Plastik	608	13.953	-	-	-100,00	-100,00
629 Barang-barang Karet, Tds	2.365.461	17.503.883	-	-	-100,00	-100,00
676 Batang, Kawat, Dari Besi Dan Baja	402	9.224	-	-	-100,00	-100,00
687 Barang-barang Timah	1.346	11.392	-	-	-100,00	-100,00
693 Kawat Dan Produk Ikutannya	42	466	-	-	-100,00	-100,00
694 Paku, Mur, Baut Dan Semacamnya	103	2.358	-	-	-100,00	-100,00
695 Perkakas Pertukangan Tangan	49	1.140	-	-	-100,00	-100,00
699 Produk Logam Tidak Mulia, Lainnya	323	7.550	-	-	-100,00	-100,00
716 Instalasi Pembangkit Listrik & Perlengk.	93.355	769.896	-	-	-100,00	-100,00
718 Mesin Tenaga Lainnya Dan Bagiannya	271.788	2.295.369	-	-	-100,00	-100,00
721 Mesin Pertanian Dan Perlengkapannya	680	17.672	-	-	-100,00	-100,00
723 Mesin Bangunan Dan Konstruksi Tds	32.013	444.215	-	-	-100,00	-100,00
728 Mesin Lainnya Untuk Industri Tertentu	6.379	66.369	-	-	-100,00	-100,00
741 Aparat Pemanas Dan Pendingin Dan Alat-alatnya	1.821	61.993	-	-	-100,00	-100,00
742 Pompa Untuk Barang Cair	7.221	111.252	-	-	-100,00	-100,00
743 Pompa Untuk Lainnya Dan Kompresor	-	-	11.732	325.485	-	-
744 Mesin Bongkar Muat Barang	458.192	5.489.544	-	-	-100,00	-100,00
747 Keran, Klep, Katup Dan Sejenisnya	2.387	54.772	-	-	-100,00	-100,00
748 Poros Penggerak, Engkol Dan Landasan Bantalan	479.691	4.026.907	-	-	-100,00	-100,00
749 Bagian Dan Perlengkapan Mesin Bukan Listrik	744	14.748	-	-	-100,00	-100,00
752 Mesin Otomatis Pengolah Data Dan Satuannya	1	94	-	-	-100,00	-100,00
761 Alat Penerima Gambar (termasuk Video)	3.383	77.672	-	-	-100,00	-100,00
764 Pesawat Telekomunikasi Dan Bagian-bagiannya	25.129	235.720	-	-	-100,00	-100,00
771 Mesin Pembangkit Tenaga, Digerakkan Listrik	1.517	33.115	-	-	-100,00	-100,00
772 Alat Penyambung Atau Pemutus Arus Listrik	15.429	225.895	-	-	-100,00	-100,00
773 Alat Pengatur, Pembagi Arus Listrik	577	5.908	-	-	-100,00	-100,00
778 Alat Listrik Lainnya	66.764	523.505	-	-	-100,00	-100,00
813 Lampu	2.191	50.281	-	-	-100,00	-100,00
871 Alat Optis Dan Perlengkapannya	23.752	195.000	-	-	-100,00	-100,00
874 Alat Pengukur, Pemeriksa Dan Mengawasi	30.307	382.798	1	90	-100,00	-99,98
515 Austria	49.313	1.168.412	-	-	-100,00	-100,00
716 Instalasi Pembangkit Listrik & Perlengk.	49.313	1.168.412	-	-	-100,00	-100,00
517 Swiss	-	-	1	35	-	-
772 Alat Penyambung Atau Pemutus Arus Listrik	-	-	1	35	-	-

Lanjutan Tabel 2.11

NEGARA ASAL/SITC GRUP 3 DIJIT (1)	2012		2013		PERUBAHAN (%)	
	BERAT (KG) (2)	NILAI (US\$) (3)	BERAT (KG) (4)	NILAI (US\$) (5)	BERAT (6)	NILAI (7)
521 Denmark	-	-	1	330	-	-
771 Mesin Pembangkit Tenaga, Digerakkan Listrik	-	-	1	330	-	-
526 Italia	1	23	-	-	-100,00	-100,00
694 Paku, Mur, Baut Dan Semacamnya	1	23	-	-	-100,00	-100,00
565 Malta	24	2.305	-	-	-100,00	-100,00
743 Pompa Untuk Lainnya Dan Kompresor	24	2.305	-	-	-100,00	-100,00
TOTAL IMPOR	42.319.739	134.999.326	68.436.818	82.645.525	61,71	-38,78

TABEL 2.12 DATA IMPOR KALIMANTAN TENGAH MENURUT PELABUHAN BONGKAR DAN SITC GRUP 3 DIJIT, 2012-2013

PELABUHAN BONGKAR/SITC 3 DIGIT	2012		2013		PERUBAHAN (%)	
	BERAT (KG)	NILAI (US\$)	BERAT (KG)	NILAI (US\$)	BERAT	NILAI
(1)	(2)	(3)	(4)	(5)	(6)	(7)
743 PANGKALAN BUN	-	-	16.051	327.000	-	-
712 Turbin Uap & Turbin Pembangkit Lainnya	-	-	16.051	327.000	-	-
744 KUMAI	14.141.495	25.923.102	16.042.658	15.732.272	13,44	-39,32
278 Bahan Mineral Lainnya	4.566.218	3.005.696	-	-	-100,00	-100,00
335 Sisa Hasil Minyak Bumi	4.942.377	3.339.318	12.477.697	8.180.401	152,46	144,97
665 Barang-barang Kaca	87	981	-	-	-100,00	-100,00
679 Pipa Dan Tabung Besi Atau Baja	4.448	21.814	-	-	-100,00	-100,00
692 Tangki Untuk Penyimpanan/pengangkutan Barang	338.171	956.490	-	-	-100,00	-100,00
694 Paku, Mur, Baut Dan Semacamnya	1.992	9.768	-	-	-100,00	-100,00
695 Perkakas Pertukangan Tangan	2.929	14.370	-	-	-100,00	-100,00
699 Produk Logam Tidak Mulia, Lainnya	5.182	25.723	-	-	-100,00	-100,00
711 Ket.uap Air & Ket.uap Lainnya Utk.mb.vap	8.575	20.007	1.416.640	4.982.646	16.420,58	24.804,51
712 Turbin Uap & Turbin Pembangkit Lainnya	47.045	1.483.273	-	-	-100,00	-100,00
716 Instalasi Pembangkit Listrik & Perlengk.	-	-	4.655	91.276	-	-
718 Mesin Tenaga Lainnya Dan Bagiannya	45.458	431.999	-	-	-100,00	-100,00
727 Mesin Unt.industri Pengolahan Makanan	2.341.655	9.381.017	40.130	842.751	-98,29	-91,02
728 Mesin Lainnya Untuk Industri Tertentu	677.792	3.002.381	167.804	929.713	-75,24	-69,03
741 Aparat Pemanas Dan Pendingin Dan Alat-alatnya	267.568	774.607	-	-	-100,00	-100,00
742 Pompa Untuk Barang Cair	33.333	182.192	-	-	-100,00	-100,00
743 Pompa Untuk Lainnya Dan Kompresor	102.095	496.209	11.732	325.485	-88,51	-34,41
744 Mesin Bongkar Muat Barang	634.993	1.795.583	-	-	-100,00	-100,00
747 Keran, Klep, Katup Dan Sejenisnya	8.662	51.331	-	-	-100,00	-100,00
748 Poros Penggerak, Engkol Dan Landasan Bantalan	54.217	521.268	-	-	-100,00	-100,00
772 Alat Penyambung Atau Pemutus Arus Listrik	27.166	319.475	-	-	-100,00	-100,00
786 Kereta Gandengan Dan Kendaraan Lain Tidak Bermotor	30.563	86.338	-	-	-100,00	-100,00
793 Alat Pengangkutan Laut	-	-	1.924.000	380.000	-	-
873 Alat-alat Meteran Dan Hitung	494	3.356	-	-	-100,00	-100,00
874 Alat Pengukur, Pemeriksa Dan Mengawasi	475	4.906	-	-	-100,00	-100,00

Lanjutan Tabel 2.12

PELABUHAN BONGKAR/SITC 3 DIGIT	2012		2013		PERUBAHAN (%)	
	BERAT (KG)	NILAI (US\$)	BERAT (KG)	NILAI (US\$)	BERAT	NILAI
	(1)	(2)	(3)	(4)	(5)	(6)
746 SAMPIT	19.395.287	58.033.008	41.869.306	41.772.812	115,87	-28,02
231 Getah Karet Alam, Karet Alam Lainnya	1.295	4.992	-	-	-100,00	-100,00
268 Wool Dan Bulu Hewan Lainnya	366	1.200	-	-	-100,00	-100,00
335 Sisa Hasil Minyak Bumi	3.356.388	2.206.714	24.815.393	16.712.804	639,35	657,36
522 Unsur Kimia, Halida, Oksida Dan Garam-garamnya	40.000	50.000	220.000	275.000	450,00	450,00
629 Barang-barang Karet, Tds	1.120	3.572	4.486	112.548	300,54	1.212,97
661 Semen, Kapur Dan Bahan Bangunan Buatan Pabrik	3.832.000	303.018	8.164.000	676.689	113,05	123,32
662 Barang Konstruksi	184	600	-	-	-100,00	-100,00
676 Batang, Kawat, Dari Besi Dan Baja	-	-	73	586	-	-
679 Pipa Dan Tabung Besi Atau Baja	362.116	1.304.910	4.289	27.117	-98,82	-97,92
691 Bangunan Dan Bagian Bangunan	11.039	13.102	-	-	-100,00	-100,00
692 Tangki Untuk Penyimpanan/pengangkutan Barang	1.216.500	4.668.426	53.001	252.421	-95,64	-94,59
694 Paku, Mur, Baut Dan Semacamnya	314	780	3.125	27.517	895,22	3.427,82
695 Perkakas Pertukangan Tangan	-	-	538	4.151	-	-
699 Produk Logam Tidak Mulia, Lainnya	32.856	138.503	1.580	13.975	-95,19	-89,91
711 Ket.uap Air & Ket.uap Lainnya Utk.mb.vap	1.667.674	7.241.934	2.728.647	9.048.018	63,62	24,94
712 Turbin Uap & Turbin Pembangkit Lainnya	-	-	7.000	170.000	-	-
716 Instalasi Pembangkit Listrik & Perlengk.	80.914	1.927.458	5.951	109.496	-92,65	-94,32
718 Mesin Tenaga Lainnya Dan Bagiannya	-	-	6.525	115.000	-	-
721 Mesin Pertanian Dan Perlengkapannya	225.434	1.086.408	323.123	2.280.618	43,33	109,92
723 Mesin Bangunan Dan Konstruksi Tds	7.923	39.011	-	-	-100,00	-100,00
727 Mesin Unt.industri Pengolahan Makanan	2.349.224	8.079.299	2.871.002	7.888.800	22,21	-2,36
728 Mesin Lainnya Untuk Industri Tertentu	324.457	2.091.530	66.834	581.176	-79,40	-72,21
731 Mesin Perkakas, Bkja Pindahkan Barang Lain	42.341	158.460	-	-	-100,00	-100,00
735 Bagian Dan Perlengkapan Mesin Perkakas	-	-	6.656	58.950	-	-
737 Mesin Untuk Mengerjakan Logam	352	1.500	-	-	-100,00	-100,00
741 Aparat Pemanas Dan Pendingin Dan Alat-alatnya	1.881.150	9.756.116	305.776	1.735.607	-83,75	-82,21
742 Pompa Untuk Barang Cair	261.439	1.200.968	577	9.145	-99,78	-99,24
743 Pompa Untuk Lainnya Dan Kompresor	454.341	2.889.223	7.785	38.003	-98,29	-98,68
744 Mesin Bongkar Muat Barang	1.941.272	8.273.639	64.512	427.538	-96,68	-94,83
745 Perkakas Tangan Dan Mesin Bukan Listrik	35.776	138.109	-	-	-100,00	-100,00
746 Bantalan Peluru Atau Bantalan Giling	-	-	41	375	-	-
747 Keran, Klep, Katup Dan Sejenisnya	180.730	771.407	42.983	204.215	-76,22	-73,53

Lanjutan Tabel 2.12

PELABUHAN BONGKAR/SITC 3 DIGIT	2012		2013		PERUBAHAN (%)	
	BERAT (KG)	NILAI (US\$)	BERAT (KG)	NILAI (US\$)	BERAT	NILAI
	(1)	(2)	(3)	(4)	(5)	(6)
748 Poros Penggerak, Engkol Dan Landasan Bantalan	45.611	235.533	31.678	253.710	-30,55	7,72
749 Bagian Dan Perlengkapan Mesin Bukan Listrik	-	-	107	967	-	-
751 Mesin Peralatan Kantor	5	1.308	-	-	-100,00	-100,00
771 Mesin Pembangkit Tenaga, Digerakkan Listrik	-	-	1	330	-	-
772 Alat Penyambung Atau Pemutus Arus Listrik	167.180	1.134.742	511	5.179	-99,69	-99,54
773 Alat Pengatur, Pembagi Arus Listrik	182.383	1.045.936	49.268	245.882	-72,99	-76,49
786 Kereta Gandengan Dan Kendaraan Lain Tidak Bermotor	150.878	546.000	-	-	-100,00	-100,00
793 Alat Pengangkutan Laut	-	-	2.068.000	380.000	-	-
811 Bagian Bangunan Yang Siap Dari Pabrik	355.033	1.479.919	823	4.011	-99,77	-99,73
812 Barang-barang Saniter, Pemanas Dsb	26.984	110.000	10.650	60.300	-60,53	-45,18
813 Lampu	44.748	358.315	-	-	-100,00	-100,00
874 Alat Pengukur, Pemeriksa Dan Mengawasi	101.720	703.347	4.371	52.684	-95,70	-92,51
893 Barang-barang Plastik Buatan	13.540	62.029	-	-	-100,00	-100,00
750 PULANG PISAU	8.782.957	51.038.216	10.508.803	24.813.441	19,65	-51,38
581 Tabung, Pipa Dan Selang Dari Bahan Plastik	608	13.953	-	-	-100,00	-100,00
582 Pelat, Lembaran, Film Dan Foil Dari Plastik	-	-	1.165	1.781	-	-
621 Bahan-bahan Dari Karet	3	138	-	-	-100,00	-100,00
629 Barang-barang Karet, Tds	2.365.466	17.503.953	-	-	-100,00	-100,00
676 Batang, Kawat, Dari Besi Dan Baja	402	9.224	-	-	-100,00	-100,00
677 Rel-rel Dan Perlengkapannya Dari Besi/baja	193.306	204.116	-	-	-100,00	-100,00
679 Pipa Dan Tabung Besi Atau Baja	97.622	346.306	216.784	382.410	122,06	10,43
687 Barang-barang Timah	1.346	11.392	-	-	-100,00	-100,00
691 Bangunan Dan Bagian Bangunan	260.784	921.156	3.406.833	5.634.981	1.206,38	511,73
692 Tangki Untuk Penyimpanan/pengangkutan Barang	72.837	257.214	84.159	344.281	15,54	33,85
693 Kawat Dan Produk Ikutannya	42	466	-	-	-100,00	-100,00
694 Paku, Mur, Baut Dan Semacamnya	2.210	15.487	-	-	-100,00	-100,00
695 Perkakas Pertukangan Tangan	62	1.576	1.343	36.410	2.066,13	2.210,28
699 Produk Logam Tidak Mulia, Lainnya	337	7.843	40.598	61.532	11.946,88	684,55
711 Ket.uap Air & Ket.uap Lainnya Utk.mb.vap	333.512	1.094.988	3.628.181	8.472.995	987,87	673,80
712 Turbin Uap & Turbin Pembangkit Lainnya	-	-	9.120	170.612	-	-
713 Mesin Pistonpembakaran Dalam & Bagian	2	95	-	-	-100,00	-100,00

Lanjutan Tabel 2.12

PELABUHAN BONGKAR/SITC 3 DIGIT	2012		2013		PERUBAHAN (%)	
	BERAT (KG)	NILAI (US\$)	BERAT (KG)	NILAI (US\$)	BERAT	NILAI
	(1)	(2)	(3)	(4)	(5)	(6)
716 Instalasi Pembangkit Listrik & Perlengk.	287.280	1.384.993	129.960	242.307	-54,76	-82,50
718 Mesin Tenaga Lainnya Dan Bagiannya	273.308	2.296.856	-	-	-100,00	-100,00
721 Mesin Pertanian Dan Perlengkapannya	92.831	327.774	204.920	547.464	120,75	67,02
723 Mesin Bangunan Dan Konstruksi Tds	41.164	454.811	69.929	281.351	69,88	-38,14
727 Mesin Unt.industri Pengolahan Makanan	448.334	1.688.170	274.920	1.368.209	-38,68	-18,95
728 Mesin Lainnya Untuk Industri Tertentu	290.897	1.001.235	232.577	891.821	-20,05	-10,93
737 Mesin Untuk Mengerjakan Logam	-	-	22.276	33.828	-	-
741 Aparat Pemanas Dan Pendingin Dan Alat-alatnya	121.833	881.187	348.482	1.746.472	186,03	98,20
742 Pompa Untuk Barang Cair	90.999	432.159	265.535	1.009.932	191,80	133,69
743 Pompa Untuk Lainnya Dan Kompresor	1.721	6.476	4.305	83.975	150,15	1.196,71
744 Mesin Bongkar Muat Barang	2.420.755	13.893.433	622.247	1.121.677	-74,30	-91,93
745 Perkakas Tangan Dan Mesin Bukan Listrik	2.666	9.389	7.847	37.074	194,34	294,87
746 Bantalan Peluru Atau Bantalan Giling	448	10.300	-	-	-100,00	-100,00
747 Keran, Klep, Katup Dan Sejenisnya	2.387	54.772	-	-	-100,00	-100,00
748 Poros Penggerak, Engkol Dan Landasan Bantalan	520.214	4.239.474	-	-	-100,00	-100,00
749 Bagian Dan Perlengkapan Mesin Bukan Listrik	748	14.787	-	-	-100,00	-100,00
752 Mesin Otomatis Pengolah Data Dan Satuannya	1	94	-	-	-100,00	-100,00
761 Alat Penerima Gambar (termasuk Video)	3.383	77.672	-	-	-100,00	-100,00
764 Pesawat Telekomunikasi Dan Bagian-bagiannya	25.648	247.636	-	-	-100,00	-100,00
771 Mesin Pembangkit Tenaga, Digerakkan Listrik	1.517	33.115	33.349	50.600	2.098,35	52,80
772 Alat Penyambung Atau Pemutus Arus Listrik	605.281	2.118.471	640.021	1.876.943	5,74	-11,40
773 Alat Pengatur, Pembagi Arus Listrik	669	10.354	38.103	59.495	5.595,52	474,61
778 Alat Listrik Lainnya	66.766	523.570	-	-	-100,00	-100,00
782 Kendaraan Bermotor Untuk Barang	-	-	85.066	134.370	-	-
784 Bagian Dan Perlengkapan Kendaraan Bermotor	17	829	-	-	-100,00	-100,00
811 Bagian Bangunan Yang Siap Dari Pabrik	99.282	313.697	116.278	183.741	17,12	-41,43
813 Lampu	2.191	50.281	-	-	-100,00	-100,00
871 Alat Optis Dan Perlengkapannya	23.752	195.000	-	-	-100,00	-100,00
874 Alat Pengukur, Pemeriksa Dan Mengawasi	30.326	383.774	24.805	39.180	-18,21	-89,79
TOTAL IMPOR	42.319.739	134.999.326	68.436.818	82.645.525	61,71	-38,78

DATA

MENCERDASKAN BANGSA



BPS PROVINSI KALIMANTAN TENGAH

Jl. Kapt. Piere Tendean No.6, Palangka Raya - 73112

Telp : (0536) 3228105, Fax : (0536)3221380

website : <http://kalteng.bps.go.id>; email : bps6200@bps.go.id