



Katalog: 8202019



TERUS
MELAJU
UNTUK
INDONESIA
MAJU

BULETIN
STATISTIK PERDAGANGAN LUAR NEGERI
EKSPOR

MENURUT HARMONIZED SYSTEM
JUNI 2023



BADAN PUSAT STATISTIK

**BULETIN
STATISTIK PERDAGANGAN LUAR NEGERI**

EKSPOR

**MENURUT HARMONIZED SYSTEM
JUNI 2023**



Buletin Statistik Perdagangan Luar Negeri Ekspor Menurut HS, Juni 2023

ISSN: 2745-3987

No. Publikasi: 06100.2342

Katalog: 8202019

Ukuran Buku: -

Jumlah Halaman: vi+289 halaman

Naskah:

Direktorat Statistik Distribusi

Penyunting:

Direktorat Statistik Distribusi

Desain Kover oleh:

Direktorat Diseminasi Statistik

Penerbit:

© BPS RI

Sumber Ilustrasi: -

Dilarang mengumumkan, mendistribusikan, mengkomunikasikan, dan/atau menggandakan sebagian atau seluruh isi buku ini untuk tujuan komersial tanpa izin tertulis dari Badan Pusat Statistik

KATA PENGANTAR

Buletin Statistik Perdagangan Luar Negeri Ekspor yang diterbitkan secara bulanan memuat data ekspor menurut 21 kelompok penggolongan barang, *Harmonized System* (HS) 2 digit, HS 8 digit, Negara Tujuan Ekspor, Provinsi, dan Pelabuhan Muat yang dirinci menurut Berat Bersih dan Nilai *Free On Board* (FOB). Buletin terbitan kali ini menyajikan data bulan Juni 2023 serta kumulatif bulan Januari sampai Juni 2023.

Buletin ini juga menyajikan gambaran singkat tentang perbandingan, pertumbuhan, dan peranan data ekspor menurut rincian di atas, serta data pokok yang cukup dominan atau yang mengalami perubahan signifikan. Diharapkan data ekspor ini dapat digunakan sebagai dasar evaluasi dan kajian perkembangan ekspor Indonesia.

Kepada para pengguna data, saran dan kritik yang bersifat konstruktif demi penyempurnaan publikasi ini, sangat diharapkan. Kiranya usaha BPS untuk meningkatkan pelayanan dan pemasyarakatan statistik (khususnya data Statistik Ekspor) dapat dilaksanakan secara baik dan berkesinambungan.

Jakarta, Agustus 2023

Plt Kepala Badan Pusat Statistik



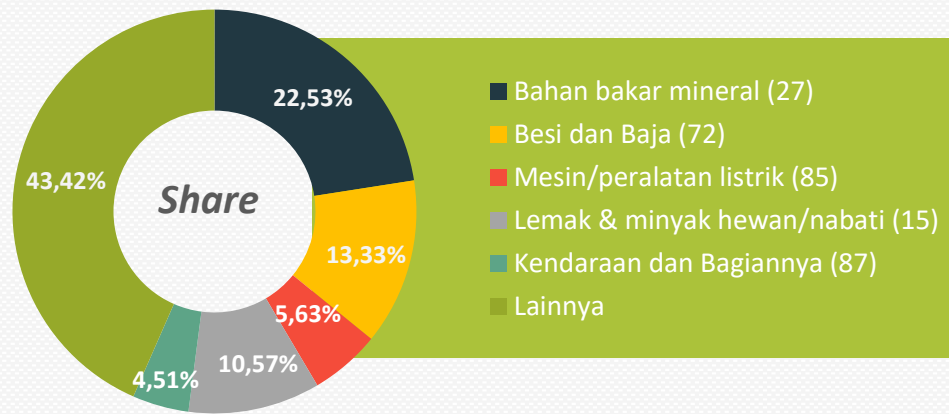
Amalia Adininggar Widyasanti

DAFTAR ISI

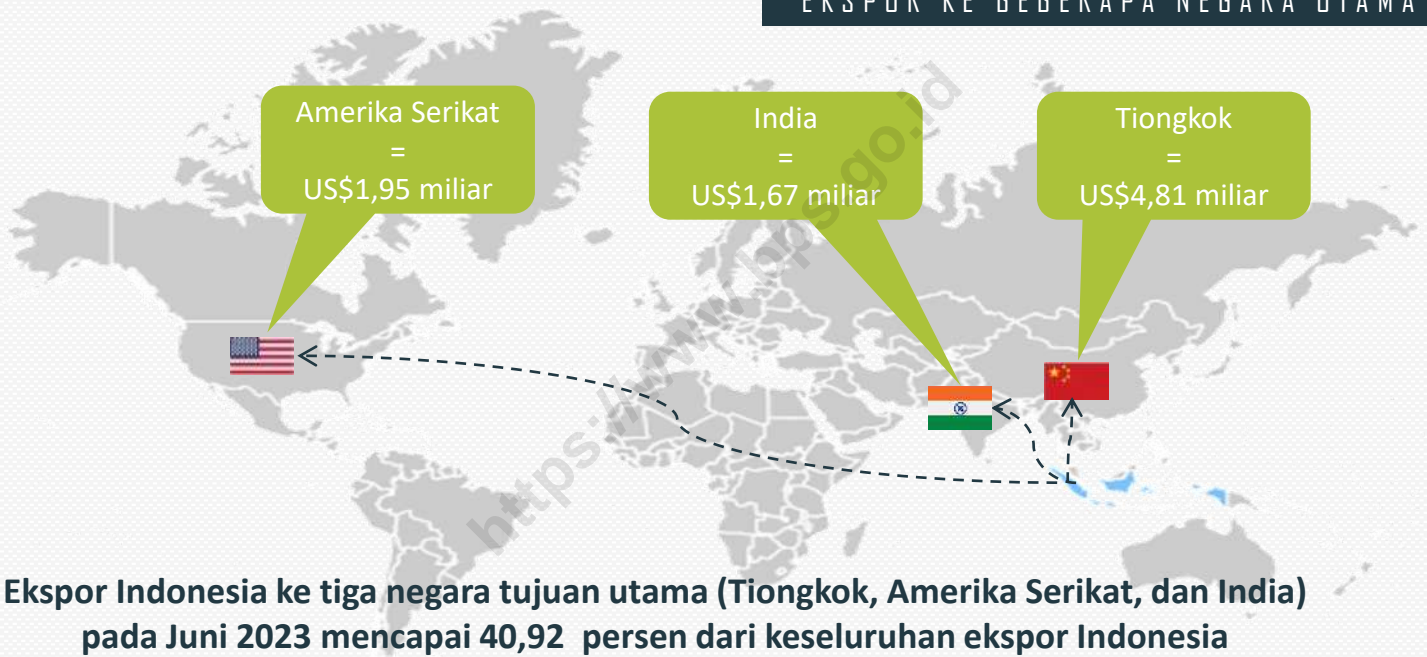
		Halaman / Page
Kata Pengantar		iii
Daftar Isi		iv
Penjelasan.....		1–3
Ringkasan		4–10
 Tabel-Tabel		
Tabel	1. Ekspor Indonesia Menurut 21 Golongan Barang.....	11
Tabel	2. Ekspor Indonesia Menurut Kode HS 2 digit	12–14
Tabel	3. Ekspor Indonesia Menurut Komoditi (Kode HS 8 digit)	15–279
Tabel	4. Ekspor Indonesia Menurut Negara Tujuan.....	280–283
Tabel	5. Ekspor Indonesia Menurut Provinsi dan Pelabuhan Muat..	284–289

**EKSPOR INDONESIA
MENURUT
HARMONIZED SYSTEM**

Juni
2023



EKSPOR KE BEBERAPA NEGARA UTAMA



EKSPOR DARI BEBERAPA PELABUHAN UTAMA

**Total Ekspor
Juni
2023
=
US\$20,60
miliar**



PENJELASAN

A. PENDAHULUAN

Penyajian buku publikasi Buletin Statistik Perdagangan Luar Negeri Ekspor menurut HS Juni 2023 terdiri dari :

- Bagian ulasan yang menjelaskan tentang ringkasan ekspor Indonesia dari sisi migas dan nonmigas, perkembangan nilai ekspor Indonesia (FOB), ekspor Indonesia menurut negara tujuan utama, ekspor golongan barang HS 2 digit utama, ekspor Indonesia menurut pelabuhan muat utama tiap provinsi.
- Bagian lampiran yang berisi Tabel 1. Ekspor Indonesia Menurut 21 Golongan Barang, Tabel 2. Ekspor Indonesia Menurut Kode HS 2 Digit, Tabel 3. Ekspor Indonesia Menurut Komoditi (Kode HS 8 Digit), Tabel 4. Ekspor Indonesia Menurut Negara Tujuan dan Tabel 5. Ekspor Indonesia Menurut Provinsi dan Pelabuhan Muat.

B. DAERAH PENCATATAN

Daerah pencatatan statistik dalam publikasi ini meliputi seluruh wilayah Republik Indonesia.

C. SUMBER DATA

Data Ekspor dikumpulkan berdasarkan dokumen ekspor atau Pemberitahuan Ekspor Barang (PEB) yang diisi oleh Eksportir dan telah diberikan ijin muat oleh Kantor Pelayanan Bea dan Cukai, selanjutnya dikirim ke Badan Pusat Statistik (BPS) dan Bank Indonesia (BI). Sejak tahun 2015, sumber data lainnya adalah catatan instansi lain, PT. POS Indonesia, dan survei ekspor perbatasan laut.

D. SISTEM PERDAGANGAN

Pencatatan Statistik Perdagangan Luar Negeri menggunakan sistem perdagangan umum (*General Trade*) dimana pencatatan dilakukan dari dokumen PEB dan non PEB yang dimuat dari pelabuhan di seluruh wilayah Indonesia termasuk kawasan berikat.

E. RUANG LINGKUP

Pencatatan Statistik Ekspor meliputi seluruh barang yang keluar dari wilayah Republik Indonesia, baik yang bersifat komersial maupun bukan komersial seperti bantuan barang kredit lunak, hadiah dan sebagainya.

- a. Ekspor kapal laut dan pesawat udara termasuk dalam statistik ekspor sedangkan ekspor bunker oil untuk kapal tidak tercatat dalam publikasi ini.
- b. Barang-barang yang diolah di luar negeri tetap dicatat sebagai ekspor, meskipun hasil olahan barang tersebut akan kembali masuk ke wilayah Indonesia.
- c. Barang-barang berikut ini tidak termasuk dalam statistik ekspor, yaitu : pakaian dan barang-barang perhiasan penumpang, barang-barang yang dikirim untuk perwakilan Indonesia di luar negeri, barang-barang untuk ekspedisi dan ekshibisi/pameran, pembungkus/peti kemas untuk diisi di luar negeri, uang dan surat-surat berharga, barang-barang contoh dan barang-barang yang dikirim ke luar negeri untuk diperbaiki.

F. SISTEM PENGOLAHAN

Data dalam publikasi ini mencakup dokumen-dokumen ekspor periode pencatatan Juni 2023 yang diterima Badan Pusat Statistik, yang terdiri dari dokumen kepabeanan (PEB) dan dokumen dari sumber lainnya (non PEB).

G. KLASIFIKASI JENIS BARANG

Penggolongan barang di dalam publikasi periode Juni 2023 ini menggunakan Klasifikasi menurut Buku Tarif Kepabeanan Indonesia 2022 (BTKI-2022) yang didasarkan atas *Harmonized System* (HS) merupakan pembaruan dari BTKI tahun 2017. Versi yang terakhir ini mengalami perubahan yang relatif besar dibanding sistem pengkodean versi sebelumnya yaitu penggolongan barang 8 digit serta perubahan pada penggolongan/pengelompokan barang maupun pendefinisianya.

H. PERIODE REFERENSI

Periode penentuan ekspor adalah tanggal diberikannya izin muat barang tersebut oleh pejabat Kantor Pelayanan Bea dan Cukai setelah diadakan pemeriksaan seperlunya.

I. NILAI BARANG

Nilai barang yang dicatat untuk Statistik Ekspor adalah nilai FOB (dolar AS).

J. SATUAN BARANG

Sejak tahun 1975 ekspor disajikan dalam berat bersih (kg).

K. NEGARA TUJUAN

Yang dimaksud dengan negara tujuan adalah negara tujuan akhir (*last known destination*) yang diketahui dimana barang tersebut akan dikonsumsi atau diperdagangkan.

L. PELABUHAN MUAT

Yang dimaksud dengan pelabuhan muat ekspor adalah pelabuhan muat dimana surat izin muat ekspor tersebut dikeluarkan.

RINGKASAN

Ekspor Indonesia pada bulan Juni 2023 mencapai nilai US\$20.601,3 juta dengan volume 54.152,0 ribu ton, yang terdiri dari US\$1.259,7 juta hasil ekspor minyak dan gas (migas) dan US\$19.341,6 juta hasil ekspor komoditi nonmigas.

Dibandingkan periode yang sama tahun 2022, nilai ekspor turun US\$5.539,7 juta, karena adanya penurunan ekspor dari kelompok migas sebesar US\$292,1 juta atau turun 18,82 persen. Demikian pula ekspor nonmigas mengalami penurunan sebesar US\$5.247,7 juta.

Walaupun kebijakan pemerintah mengutamakan migas untuk kebutuhan dalam negeri dan secara nilai mengalami penurunan namun secara volume meningkat.

Penurunan sektor nonmigas juga terjadi pada nilai dan volume ekspornya dibandingkan dengan kondisi ekspor pada periode yang sama tahun 2022. Peningkatan volume nonmigas untuk Juni 2023 terjadi pada komoditas pertanian sebesar 14,41 persen dan komoditas industri pengolahan dengan peningkatan volume mencapai 28,17 persen

Penurunan nilai ekspor pada migas diakibatkan karena menurunnya semua komponen migas, yaitu minyak mentah, hasil minyak, dan gas.

Harga minyak mentah Indonesia pada bulan Juni 2023 sebesar US\$69,39 per barelnya, turun sebesar US\$49,23 per barel dibandingkan bulan Juni 2023.

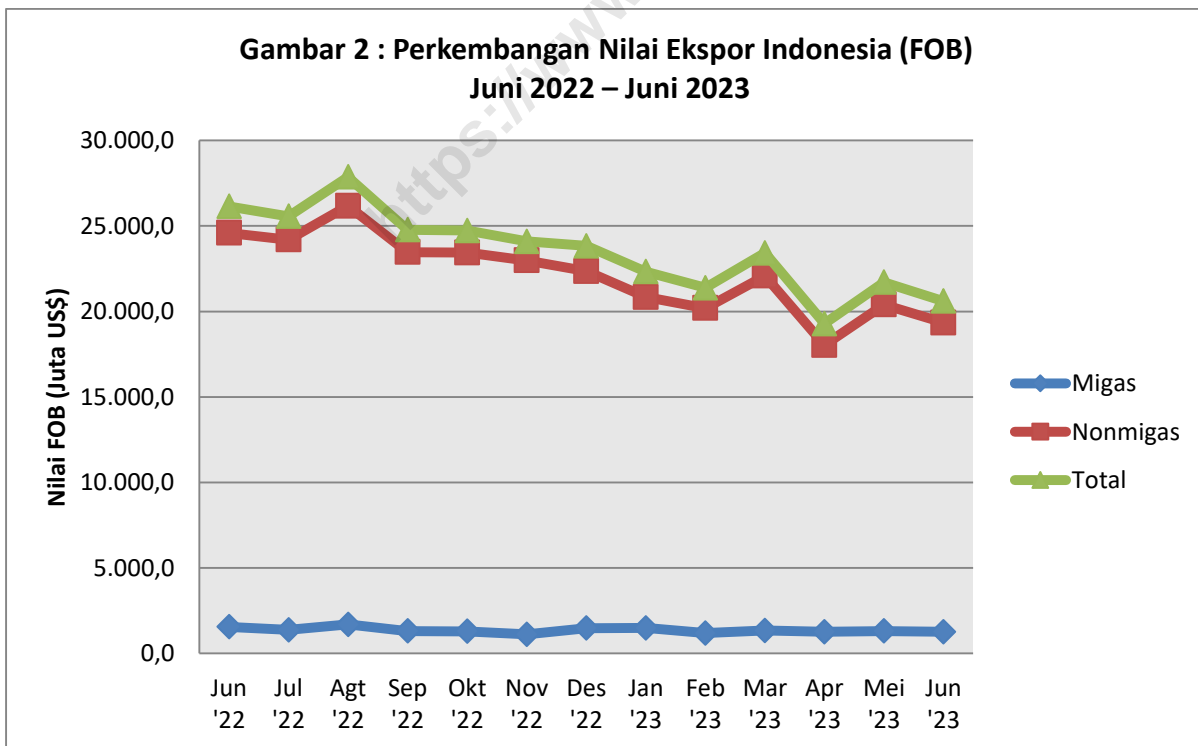


Sumber : dokumen PEB, non PEB, diolah

Pada Gambar 1 ditampilkan perbandingan nilai ekspor periode Juni 2022 dan 2023. Sedangkan trend perkembangannya dari bulan Juni 2022 sampai dengan Juni 2023 disajikan pada Gambar 2. Nilai ekspor kelompok migas pada Juni 2022 senilai US\$1.551,8 juta yang terdiri dari minyak mentah, hasil minyak dan gas masing-masing senilai US\$266,4 juta, US\$442,4 juta, dan US\$842,9 juta. Sedangkan pada Juni 2023 untuk kelompok migas memiliki rincian yang terdiri dari minyak mentah sebesar US\$181,3 juta, hasil

minyak sebesar US\$424,1 juta dan gas sebesar US\$654,3 juta.

Nilai ekspor untuk kelompok nonmigas yang terdiri dari hasil pertanian, hasil industri pengolahan serta hasil tambang dan lainnya pada bulan Juni 2022 masing-masing US\$366,7 juta, US\$18.248,0 juta, dan US\$ 5.974,5 juta. Sementara itu pada periode Juni 2023 masing-masing mencapai US\$358,7 juta, US\$15.249,3 juta, dan US\$3.733,6 juta.



Sumber : dokumen PEB, non PEB, diolah

Nilai ekspor Indonesia Juni 2023 mencapai US\$20,60 miliar atau turun sebesar 5,09 persen dibanding ekspor Mei 2023, dan turun sebesar 21,19 persen dibanding ekspor Juni 2022.

Ekspor nonmigas Juni 2023 mencapai US\$19,34 miliar atau turun sebesar 5,18 persen dibanding nilai ekspor nonmigas Mei 2023, dan turun 21,34 persen dibanding ekspor nonmigas Juni 2022.

Dipandang dari negara tujuan ekspor utama (Tabel A) ekspor ke Tiongkok Juni 2023 mencapai angka terbesar yaitu US\$4,81 miliar, disusul Amerika Serikat dengan nilai ekspornya sebesar US\$1,95 miliar dan India sebesar US\$1,67 miliar, dengan kontribusi ketiganya mencapai 40,92 persen.

Ekspor ke Uni Eropa (27 negara) sebesar US\$1,33 miliar, menunjukkan penurunan ekspor dibandingkan dengan nilai ekspor pada periode yang sama tahun 2022.

Untuk negara utama, tidak terdapat peningkatan untuk ekspor bulan Juni 2023. Sebaliknya penurunan nilai pada negara tujuan utama pada ekspor Juni 2023 terjadi pada semua negara ekspor utama. Negara utama yang mengalami penurunan nilai ekspor terbesar antara lain negara India sebesar 34,64 persen, negara Tiongkok sebesar 10,41 persen dan negara Jepang sebesar 25,74 persen.

Pada Tabel B ekspor golongan barang HS 2 digit utama penurunan terjadi pada seluruh golongan barang HS2 digit utama dan penurunan terbesar ekspor golongan barang HS 2 digit utama terjadi pada bahan bakar mineral sebesar US\$2.069.3 juta yang merupakan komoditi ekspor terbesar pertama pada Juni 2023 dan Juni 2022.

Menurut sektor, ekspor hasil industri pengolahan Juni 2023 turun sebesar 16,43 persen dibanding ekspor hasil industri pengolahan periode yang sama tahun 2022, ekspor hasil tambang & lainnya turun sebesar 37,51 persen, demikian pula ekspor hasil pertanian turun sebesar 2,18 persen.

Berdasarkan Tabel C total ekspor Indonesia menurut provinsi pelabuhan muat, ekspor Indonesia terbesar pada Juni 2023 berasal dari Provinsi DKI (daerah khusus ibukota) Jakarta dengan nilai US\$5,05 miliar (24,51 persen), diikuti Provinsi Kalimantan Timur sebesar US\$1,95 miliar (9,47 persen) dan Provinsi Riau sebesar US\$1,70 miliar (8,26 persen).

**Tabel A. Total Ekspor Indonesia Menurut Negara Tujuan Utama
Juni 2022 dan Juni 2023**

Negara Tujuan	Nilai FOB (Juta US\$)				Perubahan Jun'23 thd Jun'22 (Juta US\$)
	Jun	Jun	Jan-Jun	Jan-Jun	
	2022	2023	2022	2023	
(1)	(2)	(3)	(4)	(5)	(6)
ASEAN	5.975,7	4.534,8	31.042,5	26.890,1	-1.440,8
1 Singapura	1.292,8	1.031,8	7.991,5	6.331,3	-260,9
2 Malaysia	1.490,2	991,0	7.808,1	6.464,9	-499,3
3 Thailand	905,2	586,8	4.328,7	3.711,1	-318,4
Asean Lainnya	2.287,5	1.925,2	10.914,2	10.382,7	-362,3
UNI EROPA	1.856,0	1.333,4	11.143,5	8.852,6	-522,6
4 Jerman	254,0	156,9	1.629,0	1.414,4	-97,1
5 Belanda	486,9	307,3	2.831,6	1.869,3	-179,6
6 Yunani	38,0	20,1	151,2	145,8	-18,0
Uni Eropa Lainnya	1.077,1	849,1	6.531,7	5.423,0	-228,0
NEGARA UTAMA LAINNYA	14.489,2	11.520,9	78.989,5	73.026,1	-2.968,3
7 Tiongkok	5.366,7	4.807,8	28.902,8	31.212,9	-558,9
8 Jepang	2.102,3	1.561,1	11.850,4	11.003,3	-541,2
9 Amerika Serikat	2.461,6	1.954,7	14.747,1	11.406,0	-506,9
10 India	2.551,6	1.667,8	11.451,9	9.405,7	-883,8
11 Australia	322,4	256,7	1.740,9	1.533,7	-65,7
12 Korea Selatan	899,2	682,8	6.119,8	5.052,7	-216,4
13 Taiwan	785,4	590,0	4.176,7	3.411,6	-195,4
Total 13 Negara Tujuan Utama	18.956,3	14.614,9	103.729,6	92.962,9	-4.341,4
Lainnya	7.184,8	5.986,4	37.439,9	35.690,4	-1.198,3
Total Ekspor Indonesia	26.141,0	20.601,3	141.169,5	128.653,3	-5.539,7

Sumber : dokumen PEB, non PEB, diolah

Pada Tabel 1 disajikan ekspor menurut 21 golongan barang HS. Disini terlihat bahwa perolehan devisa terbesar pada bulan Juni 2023 dari kelompok golongan barang V (Produk mineral) dengan nilai US\$5.111,0 juta atau sekitar 24,81 persen dari total ekspor, kelompok golongan barang XV (Logam tidak mulia dan barang daripadanya) dengan nilai US\$3.149,0 juta atau sekitar 15,29 persen, serta kelompok golongan barang III (Lemak, minyak malam nabati/hewani) senilai US\$2.746,5 juta atau sekitar 13,33 persen.

Dibandingkan periode yang sama tahun sebelumnya, produk mineral mengalami penurunan 32,47 persen; logam tidak mulia dan barang daripadanya juga turun sebesar 11,87 persen, demikian juga dengan lemak, minyak malam nabati/hewani mengalami penurunan sebesar 18,82 persen.

Pada Tabel 2 disajikan ekspor menurut HS 2 digit. Nilai ekspor yang mengalami pertumbuhan positif terbesar untuk bulan Juni 2023 dibandingkan dengan nilai ekspor Juni 2022 antara lain HS 10 (*cereals*) dengan tingkat pertumbuhan 1.555,48 persen dengan nilai ekspor US\$0,1 juta. Kemudian HS 43 (*furskins and artificial fur; manufactures thereof*) dengan besar tingkat pertumbuhan mencapai 382,81 persen dan memiliki nilai ekspor mencapai US\$0,7

juta. Selanjutnya HS 81 (*other base metal; cermets; and articles thereof*) yang memiliki tingkat pertumbuhan 259,59 persen dengan nilai ekspor US\$13,1 juta. Kemudian peningkatan terjadi pada HS 45 (*cork & articles of cork*) dengan tingkat pertumbuhannya sebesar 249,80 persen dan nilai ekspor mencapai US\$2.305, serta HS 11 (*products of the milling industry ; malt, starches; inulin;wheat gluten*) dengan tingkat pertumbuhan mencapai 139,52 persen dengan nilai ekspor mencapai US\$18,0 juta.

Adapun jenis barang yang mengalami penurunan antara lain HS 89 (*ships, boat, and floating structures*) dengan penurunan ekspor 91,02 persen dengan nilai ekspor US\$8,0 juta, kemudian HS 01 (*live animals*) yang mengalami penurunan mencapai 88,43 persen dengan total nilai ekspor mencapai US\$0,6 juta. Selanjutnya HS 31 (*fertilizers*) dengan penurunan ekspor 64,52 persen dengan nilai ekspor US\$54,6 Juta, diikuti HS 86 (*railway and tramway locomotive, mechanical traffic, and all kinds*) yang mengalami penurunan ekspor 57,80 persen dengan nilai ekspor sebesar US\$1,4 juta, dan HS 79 (*zinc and articles thereof*) yang mengalami penurunan ekspor sebesar 48,95 persen dengan nilai ekspor sebesar US\$2,3 juta.

**Tabel B. Total Ekspor Golongan Barang HS2 Digit Utama
Juni 2022 dan Juni 2023**

Golongan Barang (HS)	Nilai FOB (Juta US\$)				Perubahan Jun'23 thd Jun'22 (Juta US\$)
	Juni 2022	Juni 2023	Jan-Jun 2022	Jan-Jun 2023	
(1)	(2)	(3)	(4)	(5)	(6)
1 Bahan bakar mineral (27)	6.711,4	4.642,1	32.132,6	31.837,8	-2.069,3
2 Besi dan Baja (72)	3.383,4	2.746,5	15.110,3	13.448,3	-636,8
3 Lemak & minyak hewan/nabati (15)	2.237,1	2.176,8	14.481,6	12.925,5	-60,3
4 Mesin/peralatan listrik (85)	1.208,3	1.160,4	6.814,4	7.412,9	-47,9
5 Kendaraan dan Bagiannya (87)	972,6	929,8	4.958,5	5.394,3	-42,8
6 Perhiasan/Permata (71)	362,5	337,1	3.699,0	3.911,7	-25,4
7 Bijih, kerak dan abu logam (26)	819,7	423,5	5.175,7	3.528,4	-396,1
8 Nikel (75)	611,3	405,8	2.462,4	3.454,4	-205,5
9 Berbagai produk kimia (38)	712,2	529,1	3.951,2	3.219,4	-183,1
10 Alas kaki (64)	759,8	461,6	4.580,3	3.176,0	-298,2
Total 10 Golongan Barang	17.778,3	13.812,7	93.366,0	88.308,7	-3.965,5
Lainnya	8.362,8	6.788,6	47.803,5	40.344,7	-1.574,2
Total Ekspor Indonesia	26.141,0	20.601,3	141.169,5	128.653,3	-5.539,7

Sumber : dokumen PEB, non PEB, diolah

**Tabel C. Total Ekspor Indonesia Menurut Pelabuhan Muat Utama Tiap Provinsi
Bulan Juni 2023 (Juta US\$)**

Provinsi	Nilai Fob (Juta US\$)	Pelabuhan Muat	Nilai Fob (Juta US\$)
(1)	(2)	(3)	(4)
Aceh	45,6	Meulaboh	30,9
Sumatera Utara	900,4	Belawan	714,6
Sumatera Barat	247,5	Padang/Tl.Bayur	247,5
Riau	1.701,9	Dumai	1.220,1
Jambi	105,4	Jambi	33,2
Sumatera Selatan	531,5	Musi River/Boom Baru	486,4
Bengkulu	21,8	Pulau Baai	19,2
Lampung	372,1	Tarahan	180,4
Kepulauan Bangka Belitung	230,9	Pangkal Balam	180,9
Kepulauan Riau	1.454,6	Batu Ampar	788,1
Dki Jakarta	5.049,3	Tanjung Priok	4.474,8
Jawa Barat	173,1	Patimban	155,2
Jawa Tengah	632,2	Tanjung Emas	604,9
Di Yogyakarta	0,5	Yogyakarta International Airport(U)	0,5
Jawa Timur	1.519,5	Tanjung Perak	1.272,8
Banten	110,1	Cigading	0,0
Bali	24,5	Ngurah Rai (U)	24,0
Nusa Tenggara Barat	0,0	Benete	0,0
Nusa Tenggara Timur	4,7	Atapupu	1,9
Kalimantan Barat	197,8	Pontianak	107,8
Kalimantan Tengah	85,7	Kumai	78,9
Kalimantan Selatan	1.379,3	Banjarmasin	864,0
Kalimantan Timur	1.950,8	Samarinda	528,4
Kalimantan Utara	153,0	Lingkas Tarakan	105,4
Sulawesi Utara	74,7	Bitung	57,8
Sulawesi Tengah	1.648,9	Kolonedale	-
Sulawesi Selatan	341,8	Malili, Sulawesi	87,0
Sulawesi Tenggara	214,4	Kendari	214,2
Gorontalo	2,3	Gorontalo	2,3
Sulawesi Barat	0,0	Polewali	-
Maluku	16,6	Ambon	5,2
Maluku Utara	776,0	Obi Island	183,5
Papua Barat	235,0	Bintuni, Irian Jaya	230,0
Papua	399,4	Amamapare	396,9
Total Ekspor Indonesia	20.601,3	Total Pelabuhan Utama	13.297,0

Sumber : dokumen PEB, non PEB, diolah

Tabel 1. Ekspor Indonesia menurut 21 Golongan Barang

Juni 2023

Golongan	Uraian golongan barang	Berat bersih (Kg)		Nilai F.O.B. (U S \$)	
		Bulan ini	Kumulatif	Bulan ini	Kumulatif
(1)	(2)	(3)	(4)	(5)	(6)
I	Binatang Hidup; Produk Hewani	58.305.443	372.729.957	334.916.575	2.075.454.870
II	Produk Nabati	653.719.137	3.720.479.675	334.313.798	1.868.918.161
III	Lemak, Minyak, Malam Nabati/hewani	3.266.604.293	14.812.077.852	2.746.508.817	13.448.311.854
IV	Olahan Makanan, minuman, Minuman Keras, Tembakau	998.206.485	5.390.067.162	920.242.929	5.245.737.933
V	Produk Mineral	43.577.309.607	279.069.927.386	5.111.004.639	35.631.100.427
VI	Produk Industri Kimia atau Produk Industri Terkait	1.392.639.399	8.150.335.967	1.195.216.520	7.542.785.638
VII	Plastik, Karet, dan Barang-barang Daripadanya	359.520.413	2.242.812.898	645.577.851	4.010.591.034
VIII	Kulit, Kulit Samak dan Barang Daripadanya	5.977.990	36.117.729	106.239.718	665.118.789
IX	Kayu dan Barang dari Kayu, Barang Anyaman, dll	598.486.806	3.118.839.849	349.469.355	1.942.784.323
X	Pulp, Kertas dan Barang Daripadanya	1.070.075.416	6.148.395.555	686.875.343	4.410.164.398
XI	Tekstil dan Barang Tekstil	155.629.530	922.545.064	1.022.008.554	5.719.556.962
XII	Alas Kaki, Payung, Bunga Tiruan, dll	26.805.958	161.170.421	565.274.098	3.440.186.128
XIII	Barang dari Batu, Semen, Mika, Keramik, Kaca, dll	88.513.691	502.292.587	65.303.817	375.216.839
XIV	Mutiara, Batu Mulia/Semi Mulia, Logam Mulia/Semi Mulia, dll	721.391	2.075.266	337.126.329	3.911.739.918
XV	Logam Tidak Mulia dan Barang Daripadanya	1.631.667.611	9.226.751.730	3.149.021.213	19.457.412.548
XVI	Mesin dan Perlengkapan Elektris, serta Aksesoris dari Barang Tersebut	97.418.880	597.669.370	1.696.412.135	10.574.282.313
XVII	Kendaraan, Pesawat Terbang, Kapal dll	97.918.021	1.228.185.758	944.039.751	5.956.279.626
XVIII	Alat Optis, Fotografi, Musik, Jam dll	6.658.824	37.851.310	124.641.791	748.449.194
XIX	Senjata dan Amunisi; Bagian dan Aksesorisnya	10.377	24.487	1.010.749	3.145.998
XX	Bermacam-macam Barang Hasil Pabrik	65.823.200	350.197.728	263.087.989	1.611.429.141
XXI	Karya Seni, Barang Kolektor dan Barang Antik	30.372	751.809	3.023.014	14.670.624
	Total Ekspor	54.152.042.846	336.091.299.561	20.601.314.985	128.653.336.719

Sumber : dokumen PEB dan non PEB, diolah

Tabel 2. Ekspor Indonesia menurut kode HS 2 digit

Juni 2023

H S	Uraian golongan barang	Berat bersih (Kg)		Nilai F.O.B. (U S \$)	
		Bulan ini	Kumulatif	Bulan ini	Kumulatif
(1)	(2)	(3)	(4)	(5)	(6)
01	Live animals	24.051	7.856.176	631.490	24.719.447
02	Meat and edible meat offal	152.707	1.074.099	1.413.793	10.183.114
03	Fish and crustaceans, Molluscs and other aquatic invertebrates	53.718.728	335.068.921	277.875.199	1.682.763.042
04	Dairy products, bird's eggs; natural honey, edible products of animal	2.199.076	17.395.695	51.536.075	337.178.092
05	Products of animal origin, not elsewhere specified or included	2.210.882	11.335.066	3.460.018	20.611.175
06	Live trees and other plants; bulbs, roots and the like; cut flowers and ornamental foliage	654.984	3.457.680	1.461.087	10.285.435
07	Edible vegetables and certain roots and tubers	8.883.094	35.410.503	7.799.983	36.859.521
08	Edible fruits and nuts; peel of citrus fruit or melons	92.634.890	528.804.055	45.364.709	284.071.246
09	Coffee, tea, mate, and spices	49.493.756	236.826.012	154.375.468	775.811.935
10	Cereals	1.492.278	93.163.716	903.765	30.076.966
11	Products of the milling industry; malt, starches; inulin; wheat gluten	33.193.780	132.093.368	17.961.737	76.995.979
12	Oil seeds and oleaginous fruits; miscellaneous grains, seed, and fruits; industrial or medical plants; straw and fodder	25.366.213	154.242.926	35.130.431	239.153.763
13	Lac; gums; resins and other vegetable saps and extracts	4.816.202	29.657.359	17.404.603	117.187.679
14	Vegetable plaiting materials; vegetable products not elsewhere	437.183.941	2.506.824.056	53.912.016	298.475.636
15	Animal or vegetable fats and oils and their cleavage products; prepared edible fats; animal or vegetable waxes	3.266.604.293	14.812.077.852	2.746.508.817	13.448.311.854
16	Preparations of meat/fish/crustaceans/molluscs or other aquatic	14.124.590	85.028.034	118.318.647	657.522.138
17	Sugar and sugar confectionery	106.617.947	401.120.020	43.573.581	213.725.563
18	Cocoa and cocoa preparations	31.192.694	172.806.385	105.731.652	576.077.920
19	Preparations of cereals, flour, starch or milk; pastrycooks' products	50.088.514	303.539.433	114.621.427	703.530.869
20	Preparations of vegetables, fruits, nuts or other part of plants	20.824.069	127.567.513	28.645.148	182.089.042
21	Miscellaneous edible preparations	56.424.478	315.821.475	136.343.974	773.672.882
22	Beverages, spirit, and vinegar	24.935.997	138.423.515	16.769.628	89.992.632
23	Residues and waste from the food industries; prepared animal fodder	681.144.200	3.770.775.874	216.796.401	1.209.893.315
24	Tobacco and manufactured tobacco substitutes	12.853.995	74.984.912	139.442.471	839.233.572
25	Salts; sulphur; earths and stone; plastering materials, lime and	1.677.317.489	9.654.510.462	45.336.134	264.888.598
26	Ores, slag, and ash	406.607.931	4.433.071.932	423.529.507	3.528.396.650
27	Mineral fuels, mineral oils and products of their distillation; bituminous substances; mineral waxes	41.493.384.187	264.982.344.992	4.642.138.998	31.837.815.179
28	Inorganic chemicals; organic or inorganic compounds of precious	416.175.440	2.146.943.282	162.389.749	929.856.117
29	Organic chemicals	219.617.203	1.420.945.657	228.413.998	1.487.923.764
30	Pharmaceutical products	2.041.981	13.643.326	54.560.853	324.763.448
31	Fertilizers	161.347.631	762.282.982	54.632.649	275.829.136
32	Tanning or dyeing extracts, tannins and their derivatives; dyes, pigments and other colouring matter; paints and varnishes; putty and other mastics; ink	11.564.092	71.215.569	42.220.319	238.521.379
33	Essential oils and resinoids; perfumery, cosmetic or toilet preparation	8.196.469	51.645.207	67.078.243	393.077.531
34	Soap, organic surface-active agents, washing, and lubricating	112.018.817	613.897.230	117.580.243	678.388.571
35	Albuminoidal substances; modified starches; glues; enzymes	1.914.023	12.114.871	6.062.046	34.771.194
36	Explosives; pyrotechnic products; matches; pyrophonic alloys; certain combustible preparations	318.183	1.556.065	540.025	2.644.083
37	Photographic and cinematographic goods	7.496	57.141	174.854	972.050
38	Miscellaneous chemical products	459.438.063	3.056.034.637	461.563.540	3.176.038.363
39	Plastics and articles thereof	163.324.636	962.312.012	228.505.292	1.406.996.117
40	Rubber and articles thereof	196.195.777	1.280.500.887	417.072.558	2.603.594.917
41	Raw hides, skins (other than furskins), and leather	344.409	2.057.877	6.956.293	50.432.947
42	Articles of leather; saddlery and harness; travel goods, handbags and similar containers; articles of animal gut (other than silk-worm gut)	5.612.197	34.008.542	98.615.257	613.609.458
43	Furskins and artificial fur; manufactures thereof	21.384	51.310	668.168	1.076.383
44	Wood and articles of wood; wood charcoal	596.956.410	3.109.435.900	341.784.304	1.895.562.626
45	Cork and articles of cork	67	2.251	2.305	31.498

Tabel 2. Ekspor Indonesia menurut kode HS 2 digit

Juni 2023

H S	Uraian golongan barang	Berat bersih (Kg)		Nilai F.O.B. (U S \$)	
		Bulan ini	Kumulatif	Bulan ini	Kumulatif
(1)	(2)	(3)	(4)	(5)	(6)
46	Manufactured of straw or other plaiting materials; basketware and	1.530.329	9.401.699	7.682.746	47.190.199
47	Pulp of wood or of other fibrous cellulosic material; recovered (waste and scrap) paper or paperboard	581.219.007	3.290.363.847	274.007.602	1.903.096.223
48	Paper and paperboard; articles of paper pulp or of paper/paperboard	487.999.872	2.855.152.912	409.991.233	2.492.287.427
49	Printed books, newspapers, pictures, and other products of the printing industry, manuscripts, typescripts and plans	856.537	2.878.796	2.876.508	14.780.749
50	Silk	3.146	27.702	23.601	76.172
51	Wool, fine or coarse animal hair; horse hair yarn, woven fabrics	23.007	54.100	39.152	303.965
52	Cotton	11.547.282	79.643.730	37.260.942	251.464.898
53	Other vegetable textile fibres; paper yarns and woven fabrics of	2.665.935	16.083.317	499.441	3.152.977
54	Man-made filaments	15.811.531	103.500.296	55.060.515	354.839.738
55	Man-made staple fibres	83.079.252	492.782.232	159.690.799	927.537.415
56	Wadding, felt, and non-wovens; special yarn; twine, cordage, ropes and cables and articles thereof	2.969.336	18.259.100	11.433.545	72.881.802
57	Carpets and other textile floor coverings	1.177.788	6.315.238	3.755.851	20.340.667
58	Special woven fabrics; tufted textile fabrics; lace; tapestries;	205.433	1.136.667	2.883.485	17.155.435
59	Impregnated, coated, covered or laminated textile fabrics; textile	2.124.797	13.954.818	9.994.767	68.577.046
60	Knitted or crocheted fabrics	1.303.018	7.746.826	10.261.266	52.767.937
61	Articles of apparel and clothing accessories, knitted or crocheted	17.915.333	87.141.400	346.194.673	1.742.992.222
62	Articles of apparel and clothing accessories, not knitted or crocheted	14.153.650	79.654.736	374.247.048	2.141.135.544
63	Other made up textile articles; sets; worn clothing and worn textile articles; rags	2.650.022	16.244.902	10.663.470	66.331.146
64	Footwear, gaiters and the like; parts of such articles	25.561.460	153.647.349	529.079.266	3.219.377.208
65	Headgear and parts thereof	566.506	3.120.560	9.188.873	45.562.581
66	Umbrellas, sun umbrellas, walking sticks, seat-sticks, whips, riding-	31.086	218.466	212.429	1.657.076
67	Prepared feathers and down and articles made of feathers or of	646.905	4.184.046	26.793.530	173.589.263
68	Articles of stone, plaster, cement, asbestos, mica or similar material	20.003.698	111.585.916	13.976.177	77.231.184
69	Ceramic products	27.013.030	132.643.946	24.084.830	132.578.790
70	Glass and glassware	41.496.963	258.062.724	27.242.810	165.406.866
71	Natural and cultured pearls, precious/semi precious stones, and precious metal, and articles thereof, imitation jewellery; coin	721.391	2.075.266	337.126.329	3.911.739.918
72	Iron and steel	1.456.390.699	8.152.867.436	2.176.789.885	12.925.450.527
73	Articles of iron and steel	51.800.395	238.228.194	155.947.215	731.480.201
74	Copper and articles thereof	14.996.111	130.427.058	119.790.329	1.053.265.763
75	Nickel and articles thereof	74.957.018	533.352.589	405.783.563	3.454.395.405
76	Aluminium and articles thereof	14.242.543	82.701.360	45.022.569	269.652.752
78	Lead and articles thereof	1.700.633	6.992.676	3.124.467	12.820.892
79	Zinc and articles thereof	1.106.344	7.033.383	2.333.571	15.756.608
80	Tin and articles thereof	8.044.836	32.011.367	211.105.237	831.103.552
81	Other base metal; cermets; and articles thereof	6.382.726	29.672.112	13.118.627	63.009.792
82	Tools, implements, cutlery, spoon and forks, of base metal and parts	456.981	3.281.858	7.527.862	47.795.116
83	Miscellaneous articles of base metal	1.589.325	10.183.698	8.477.888	52.681.939
84	Nuclear reactors, boilers, machinery and mechanical appliances;	54.821.248	341.941.480	536.005.709	3.161.406.274
85	Electrical machinery and equipments and parts thereof; sound	42.597.632	255.727.890	1.160.406.427	7.412.876.039
86	Railway and tramway locomotive, mechanical traffic, and all kinds	882.761	8.635.616	1.434.442	20.237.094
87	Vehicles other than railway/tramway rolling-stock, and parts and	96.236.037	1.091.990.293	929.797.016	5.394.284.598
88	Aircraft, spacecraft, and parts thereof	88.565	332.154	4.695.233	49.486.814
89	Ships, boat, and floating structures	660.858	127.057.436	8.038.244	491.731.568
90	Optical, photographic, cinematographic, measuring, checking,	3.185.958	17.638.753	69.665.287	422.450.399
91	Clocks and watches and parts thereof	22.050	144.921	1.765.926	13.617.045
92	Musical instruments; parts and accessories of such articles	3.450.817	20.067.636	53.210.578	312.381.750
93	Arms and ammunition; parts and accessories thereof	10.377	24.487	1.010.749	3.145.998

Tabel 2. Ekspor Indonesia menurut kode HS 2 digit

Juni 2023

HS	Uraian golongan barang	Berat bersih (Kg)		Nilai F.O.B. (U S \$)	
		Bulan ini	Kumulatif	Bulan ini	Kumulatif
(1)	(2)	(3)	(4)	(5)	(6)
94	Furnitures, bedding, mattresses, mattress supports, cushions and	49.943.800	261.962.419	174.903.978	1.127.858.010
95	Toys, games and sports requisiters; parts and accessories thereof	4.854.994	25.878.377	58.998.310	317.834.725
96	Miscellaneous manufactured articles	11.024.406	62.356.932	29.185.701	165.736.406
97	Works of arts, collectors' piece and antiques	30.012	272.223	639.285	2.851.841
98	Incompletely knocked down motor vehicles and their components	49.800	170.260	74.815	539.551
99	Postal packages, parcels, and returned goods	359	479.586	2.383.729	11.818.783
	Total Ekspor	54.152.042.846	336.091.299.561	20.601.314.985	128.653.336.719

Sumber : dokumen PEB dan non PEB, diolah

<https://www.bps.go.id>

Tabel 3 : Ekspor Indonesia menurut Komoditi (Kode HS 8 digit)

Juni 2023

Kode H S	Uraian golongan barang	Berat bersih (Kg)		Nilai F.O.B. (U S \$)	
		Bulan ini	Kumulatif	Bulan ini	Kumulatif
		(1)	(2)	(3)	(4)
01039200	Live swine, other than pure-bred breeding animals, weighing 50 kg or more	-	7.687.116	-	20.668.095
01051110	Breeding fowls of the species gallus domesticus, weighing not more than 185 g	5.996	13.528	133.855	282.645
01051190	Live fowls of the species gallus domesticus, other than breeding, weighing not more than 185 g	693	4.280	7.218	103.468
01059441	Live fighting cocks of the species gallus domesticus, 185 g ≤ weighing ≤ 2 kg	942	3.370	28.120	94.750
01059449	Live fighting cocks of the species gallus domesticus, weighing more than 2 kg	1.910	10.079	4.105	36.475
01061100	Live primates	-	7.500	-	1.664.755
01061400	Live rabbits and hares	50	60	302	334
01061900	Live mammals, other than in subheading 010611 to 010614	972	3.665	5.889	47.596
01062000	Live reptiles (including snakes and turtles)	12.830	82.740	393.210	1.567.260
01063200	Live psittaciformes (including parrots, parakeets, macaws and cockatoos)	56	310	42.000	97.540
01063900	Live birds, other than birds of prey, psittaciformes, ostriches, emus (dromaius novaehollandiae)	134	41.751	3.142	98.233
01064900	Live insects other than bees	81	300	1.682	6.702
01069000	Live animals, other than in subheading 010611 to 010649	388	1.479	11.968	51.595
02045000	Meat of goats, fresh, chilled or frozen	-	3	-	15
02071200	Meat and edible offal of fowls of the species gallus domesticus, not cut in pieces, frozen	28.568	231.556	79.699	537.645
02071410	Wings of fowls of the species gallus domesticus, frozen	-	1.764	-	4.770
02071491	Mechanically deboned or separated meat of fowls of the species gallus domesticus, other than wings and thighs, frozen	-	7.208	-	25.984
02074100	Meat and edible offal of ducks not cut in pieces, fresh or chilled	-	18	-	181
02085000	Meat and edible meat offal of reptiles (including snakes and turtles), fresh, chilled or frozen	-	24.300	-	56.933
02089010	Frogs' legs fresh, chilled or frozen	102.736	713.466	977.509	6.295.998
02099000	Poultry fat, free of lean meat, not rendered or otherwise extracted, fresh, chilled, frozen, salted, in brine, dried or smoked	-	4	-	3
02109300	Meat and edible meat offal of reptiles (including snakes and turtles) including edible flours and meals of meat or meat offal, salted, in brine, dried/smoked	21.404	95.173	356.585	3.259.860
02109920	Dried pork skin	-	480	-	1.640
02109990	Meat and edible meat offal, other than hs code 02101100 to 02109920 including edible flours and meals of meat or meat offal, salted, in brine, dried or smoked	-	127	-	84
03011110	Live fry freshwater ornamental fish	3.744	14.737	44.855	178.730
03011191	Live koi carp (cyprinus carpio) other than fry	1.314	4.123	13.253	57.828
03011192	Live goldfish (carassius auratus) other than fry	1.404	6.867	95.243	380.771
03011193	Live siamese fighting fish (beta splendens) other than fry	1.057	5.518	24.210	183.906
03011195	Live arowanas (scleropages formosus) other than fry	7.744	56.766	754.584	5.984.344
03011199	Live freshwater ornamental fish, other than HS code 03011191 to 03011195, other than fry	73.927	477.711	1.508.201	9.920.975
03011910	Live fry ornamental fish, other than freshwater fish	52	120	2.021	4.552
03011990	Live ornamental fish other than freshwater fish, other than fry	67.199	328.036	604.440	3.744.008
03019200	Live eels (anguilla spp)	32.654	656.996	75.442	1.261.978
03019329	Live cyprinus spp, carassius spp, ctenopharyngodon idellus, hypophthalmichthys spp, cirrhinus spp, mylopharyngodon piceus, other than breeding and fry	-	4	-	41
03019911	Live fry of milkfish and grouper, breeding	7.081	88.086	171.842	2.318.611
03019919	Live fry of milkfish and grouper, other than breeding	900	11.614	28.423	136.631
03019924	Live fish fry, other than HS code 03019100 to 03019923, breeding	1.420	2.930	3.350	7.690
03019929	Live fish fry, other than HS code 03019100 to 03019923, other than	866	7.019	7.105	31.365
03019931	Live milkfish, other than fry, breeding	792	10.471	31.546	360.563

Tabel 3 : Ekspor Indonesia menurut Komoditi (Kode HS 8 digit)

Juni 2023

Kode H S	Uraian golongan barang	Berat bersih (Kg)		Nilai F.O.B. (U S \$)	
		Bulan ini	Kumulatif	Bulan ini	Kumulatif
		(1)	(2)	(3)	(4)
03019933	Live Leopard coral grouper (<i>plectropomus leopardus</i>), other than fry	18.034	165.569	234.109	2.486.645
03019934	Live Brown-marbled grouper (<i>epinephelus fuscoguttatus</i>), other than fry	4.885	48.745	27.595	431.174
03019935	Live Humpback grouper (<i>cromileptes altivelis</i>), other than fry	1.286	18.146	28.567	340.312
03019936	Live Grouper other than leopard coral, brown-marbled, and humpback, other than fry	114.171	659.818	905.687	5.224.048
03019949	Live freshwater fish, n.e.c in heading 0301 and other than carp for breeding	28.335	140.768	214.139	1.031.610
03019950	Live marine fish, n.e.c in heading 0301	1.046	30.839	6.510	362.788
03019990	Live fish, other than freshwater and marine fish	2.445	76.326	13.084	376.870
03021100	Trout (<i>salmo trutta</i> , <i>oncorhynchus mykiss</i> , <i>oncorhynchus clarki</i> , <i>oncorhynchus aguabonita</i> , <i>oncorhynchus gilae</i> , <i>oncorhynchus apache</i> and <i>oncorhynchus chrysogaster</i>), fresh or chilled	-	700	-	965
03021900	Salmonidae other than trout, pacific salmon, atlantic salmon and danube salmon, fresh or chilled	-	920	-	1.479
03022200	Plaice (<i>pleuronectes platessa</i>), fresh or chilled	560	800	448	896
03022300	Sole (<i>solea</i> spp), fresh or chilled	6.300	33.652	7.048	37.604
03022900	Flat fish (<i>pleuronectidae</i> , <i>bothidae</i> , <i>cynoglossidae</i> , <i>soleidae</i> , <i>scophthalmidae</i> and <i>citharidae</i>) other than halibut, plaice, sole, turbot, fresh or chilled	128.265	721.910	129.972	760.237
03023200	Yellowfin tunas (<i>thunnus albacares</i>), fresh or chilled	141.148	553.513	1.034.139	3.806.599
03023300	Skipjack tuna (stripe-bellied bonito) (<i>katsuwonus pelamis</i>), fresh or chilled	560	564	224	236
03023400	Bigeye tunas (<i>thunnus obesus</i>), fresh or chilled	19.940	120.521	78.853	598.382
03023600	Southern bluefin tunas (<i>thunnus maccoyii</i>), fresh or chilled	-	17.093	-	77.506
03023900	Tunas other than albacore tunas, yellowfin tunas, skipjack tuna, bigeye tunas, atlantic and pacific bluefin tunas, southern bluefin tunas, fresh or chilled	18.795	240.917	146.228	2.053.653
03024200	Anchovies (<i>engraulis</i> spp), fresh or chilled	200	540	735	1.851
03024300	Sardines (<i>sardina pilchardus</i> , <i>sardinops</i> spp), sardinella (<i>sardinella</i> spp), brisling or sprats (<i>sprattus sprattus</i>), fresh or chilled	20	20	210	210
03024400	Mackerel (<i>scomber scombrus</i> , <i>scomber australasicus</i> , <i>scomber japonicus</i>), fresh or chilled	10.327	248.211	16.873	1.021.134
03024700	Swordfish (<i>xiphias gladius</i>), fresh or chilled	1.633	27.787	16.083	258.613
03024900	Sardinella, brisling or sprats, indian mackerels, seerfishes, jacks, crevalles, silver pomfrets, pacific saury, scads, capelin, kawakawa, bonitos, marlins, sailfishes, spearfish, fresh or chilled	483.885	3.003.068	1.707.078	10.323.271
03027290	Catfish (<i>pangasius</i> spp, <i>silurus</i> spp, <i>clarias</i> spp, <i>ictalurus</i> spp) other than yellowtail catfish, fresh or chilled	1.726	14.844	2.016	17.670
03027300	Carp (<i>cyprinus</i> , <i>carassius</i> , <i>ctenopharyngodon idellus</i> , <i>hypophthalmichthys</i> , <i>cirrhinus</i> , <i>mylopharyngodon piceus</i> , <i>catla catla</i> , <i>labeo</i> , <i>osteochilus hasselti</i> , <i>leptobarbus hoeveni</i> , <i>megalobrama</i>), fresh or chilled	-	28	-	55
03027900	Nile perch (<i>lates niloticus</i>) and snakeheads (<i>channa</i> spp), fresh or chilled	5.915	25.938	7.776	54.874
03028200	Rays and skates (<i>rajidae</i>), fresh or chilled	5.731	81.271	8.106	106.206
03028500	Seabream (<i>sparidae</i>), fresh or chilled	-	808	-	2.781
03028911	Grouper, fresh or chilled	335.402	2.036.726	1.359.617	7.745.908
03028914	Savalai hairtails (<i>lepturacanthus savala</i>), belanger's croakers (<i>johnius belangerii</i>), reeve's croakers (<i>chrysochir aureus</i>) and bigeye croakers (<i>pennahia anea</i>), fresh or chilled	69.791	899.896	89.293	789.617
03028916	Torpedo scads (<i>megalaspis cordyla</i>), spotted sicklefish (<i>drepane punctata</i>) and great barracudas (<i>sphyrna barracuda</i>), fresh or chilled	64.240	381.800	50.419	305.019
03028917	Black pomfrets (<i>parastromatus niger</i>), fresh or chilled	83.365	675.836	196.607	1.935.354
03028918	Mangrove red snappers (<i>lutjanus argentimaculatus</i>), fresh or chilled	164.869	1.195.583	459.529	3.354.384

Tabel 3 : Ekspor Indonesia menurut Komoditi (Kode HS 8 digit)

Juni 2023

Kode H S	Uraian golongan barang	Berat bersih (Kg)		Nilai F.O.B. (U S \$)	
		Bulan ini	Kumulatif	Bulan ini	Kumulatif
		(1)	(2)	(3)	(4)
03028919	Fresh or chilled marine fish, other than HS code 03028911 to 03028918	2.106.586	12.497.122	2.783.208	17.373.727
03028929	Fresh or chilled fish other than marine fish, other than hs code 03028922 to 03028929	19.594	95.149	12.974	74.248
03031100	Sockeye salmon (red salmon) (oncorhynchus nerka), frozen	-	4.090	-	77.506
03031400	Trout (salmo trutta, oncorhynchus mykiss, oncorhynchus clarki, oncorhynchus aguabonita, oncorhynchus gilae, oncorhynchus apache and oncorhynchus chrysogaster), frozen	42.332	42.332	339.735	339.735
03031900	Salmonidae other than sockeye salmon, pacific salmon, atlantic salmon, trout, frozen	210	210	499	499
03032300	Tilapias (oreochromis spp), frozen	42.827	210.129	134.403	618.392
03032400	Catfish (pangasius spp, silurus spp, clarias spp, ictalurus spp), frozen	87.993	1.746.518	181.149	2.859.591
03032500	Carp (cyprinus, carassius, ctenopharyngodon idellus, hypophthalmichthys, cirrhinus, mylopharyngodon piceus, catla catla, labeo, osteochilus hasselti, leptobarbus hoeveni, megalobrama), frozen	702	2.451	3.706	11.181
03032600	Eels (anguilla spp), frozen	133.945	1.662.601	300.867	3.571.662
03032900	Nile perch (lates niloticus) and snakeheads (channa spp), frozen	55	743	275	2.215
03033100	Halibut (reinhardtius hippoglossoides, hippoglossus hippoglossus, hippoglossus stenolepis), frozen	-	77.961	-	115.992
03033300	Sole (solea spp), frozen	2.680	10.557	5.092	20.694
03033900	Flat fish (pleuronectidae, bothidae, cynoglossidae, soleidae, scophthalmidae and citharidae) other than halibut, plaice, sole, turbot, frozen	941	941	1.499	1.499
03034100	Albacore or longfinned tunas (thunnus alalunga), frozen	23.799	727.177	72.220	2.387.793
03034200	Yellowfin tunas (thunnus albacares), frozen	2.140.991	9.473.990	7.323.092	31.812.564
03034300	Skipjack tuna (stripe-bellied bonito) (katsuwonus pelamis), frozen	3.216.092	22.861.968	5.795.527	40.727.250
03034400	Bigeye tunas (thunnus obesus), frozen	207.364	1.295.045	507.547	2.818.696
03034600	Southern bluefin tunas (thunnus maccoyii), frozen	16	19.643	16	118.826
03034910	Longtail tuna (thunnus tonggol), frozen	101.728	1.070.831	211.705	1.900.222
03034990	Tunas (of the genus thunnus), other than hs code 03024100 to 03024910, frozen	1.000	6.450	2.250	32.027
03035300	Sardines (sardina pilchardus, sardinops spp), sardinella (sardinella spp), brisling or sprats (sprattus sprattus), frozen	81.620	446.442	24.372	603.373
03035410	Mackerel (scomber scombrus, scomber australasicus), frozen	47.103	203.206	197.531	691.487
03035420	Pacific mackerel (scomber japonicus), frozen	44.712	132.237	46.284	136.159
03035500	Jack and horse mackerel (trachurus spp), frozen	-	123.791	-	149.335
03035600	Cobia (rachycentron canadum), frozen	20.355	204.957	38.530	375.749
03035700	Swordfish (xiphias gladius), frozen	77.845	1.311.264	396.266	8.892.641
03035910	Indian mackerels (rastrelliger kanagurta), island mackerels (rastrelliger faughni), frozen	45.145	202.526	205.824	809.176
03035920	Silver pomfrets (pampus spp), frozen	85.283	418.871	549.782	2.226.395
03035990	Anchovies, brisling or sprats, scomberomorus spp, caranx spp, pacific saury, decapterus spp, capelin, euthynnusaffinis, sarda spp, marlins, sailfishes, istiophoridae, frozen	1.765.129	11.933.833	4.080.225	26.437.739
03036900	Fish of the families bregmacerotidae, eulichthyidae, gadidae, macrouridae, melanonidae, merlucciidae, moridae and muraenolepididae other than of hs code 030336-030368, frozen	-	9.246	-	29.878
03038100	Dogfish and other sharks, frozen	163.857	872.836	271.047	1.154.017
03038200	Rays and skates (rajidae), frozen	108.233	493.136	227.131	1.038.980
03038400	Seabass (dicentrarchus spp), frozen	-	6.222	-	5.776
03038911	Grouper, frozen	96.863	552.335	379.449	2.125.574
03038913	Bluntnose lizardfish (trachinocephalus myops), frozen	241.772	996.639	262.977	1.002.280
03038914	Savalai hairtails (lepturacanthus savala), belanger's croakers (johnius belangerii), reeve's croakers (chrysochir aureus) and bigeye croakers (pennahia anea), frozen	1.234.204	8.014.942	2.561.929	16.473.683

Tabel 3 : Ekspor Indonesia menurut Komoditi (Kode HS 8 digit)

Juni 2023

Kode H S	Uraian golongan barang	Berat bersih (Kg)		Nilai F.O.B. (U S \$)	
		Bulan ini	Kumulatif	Bulan ini	Kumulatif
(1)	(2)	(3)	(4)	(5)	(6)
03038916	Torpedo scads (<i>megalaspis cordyla</i>), spotted sicklefish (<i>drepane punctata</i>) and great barracudas (<i>sphyrna barracuda</i>), frozen	40.057	271.871	68.524	515.287
03038917	Black pomfrets (<i>parastromatus niger</i>), frozen	444.397	2.139.383	1.184.558	5.895.860
03038918	Mangrove red snappers (<i>lutjanus argentimaculatus</i>), frozen	295.170	1.891.965	1.132.303	6.594.505
03038919	Frozen marine fish, other than HS code 03038911 to 03038918	3.307.249	20.323.115	7.066.347	43.152.647
03038923	Milkfish (<i>chanos chanos</i>), frozen	1.425.602	6.287.843	2.183.162	9.883.432
03038928	Wallago (<i>wallago attu</i>) and giant river-catfish (<i>sperata seenghala</i>), frozen	1.533	4.462	6.676	19.645
03038929	Frozen fish, other than marine fish, other than hs code 03038922 to 03038928	432.828	1.528.317	679.112	3.199.733
03039100	Livers, roes and milt, frozen	115.062	531.947	677.256	5.333.787
03039200	Shark fins, frozen	4.690	62.040	73.291	624.888
03039900	Heads, tails, maws and other edible fish offal other than shark fins, livers, roes and milt, frozen	21.975	281.717	27.926	364.444
03044500	Fresh or chilled fillets of swordfish (<i>xiphias gladius</i>)	2.376	21.486	23.043	236.794
03044900	Fresh or chilled fillets of other fish, other than in subheading 030431 to 030448	53.014	383.230	730.265	4.367.854
03045100	Fresh or chilled other fish meat (whether or not minced) of tilapias, catfish, carp, eels (<i>anguilla</i> spp), Nile perch (<i>lates niloticus</i>) and snakeheads (<i>channa</i> spp)	1.307	7.847	1.307	9.547
03045400	Fresh or chilled other fish meat (whether or not minced) of swordfish (<i>xiphias gladius</i>)	747	3.356	8.077	32.593
03045900	Fresh or chilled other fish meat (whether or not minced) of other fish, other than in subheading 030451 to 030457	3.730	63.219	19.234	218.525
03046100	Frozen fillets of tilapias (<i>oreochromis</i> spp)	734.831	4.702.689	5.448.341	34.893.397
03046900	Frozen fillets of carp (<i>cyprinus</i> , <i>carassius</i> , <i>ctenoph. idellus</i> , <i>hypophthalmichthys</i> , <i>cirrhinus</i> , <i>myloph. piceus</i> , <i>catla catla</i> , <i>labeo</i> , <i>oste. hasselti</i> , <i>lepto. hoeveni</i> , <i>megalobrama</i> spp), eels, <i>channa</i> spp	-	16.682	-	42.371
03047100	Frozen fillets of cod (<i>gadus morhua</i> , <i>gadus ogac</i> , <i>gadus macrocephalus</i>)	560.443	3.432.101	4.745.448	26.925.588
03047200	Frozen fillets of haddock (<i>melanogrammus aeglefinus</i>)	13.012	245.577	103.325	1.839.985
03047500	Frozen fillets of Alaska pollock (<i>theragra chalcogramma</i>)	195.144	735.313	670.176	2.545.626
03047900	Frozen fillets of fish of the families <i>Bregmacerotidae</i> , <i>Euclichthyidae</i> , <i>Gadidae</i> , <i>Macrouridae</i> , <i>Melanonidae</i> , <i>Merlucciidae</i> , <i>Moridae</i> and <i>Muraenolepididae</i> other than hs 030471-030475	275	1.925	1.802	13.484
03048100	Frozen fillets of Pacific salmon (<i>Oncorhynchus nerka</i> , <i>Oncor. gorbuscha</i> , <i>Oncor. keta</i> , <i>Oncor. tshawytscha</i> , <i>Oncor. kisutch</i> , <i>Oncor. masou</i> , <i>Oncor. rhodurus</i>), Atlantic salmon (<i>Salmo salar</i>) and Danube salmon	-	496.601	-	4.098.643
03048300	Frozen fillets of flat fish (<i>Pleuronectidae</i> , <i>Bothidae</i> , <i>Cynoglossidae</i> , <i>Soleidae</i> , <i>Scophthalmidae</i> and <i>Citharidae</i>)	-	12.090	-	52.413
03048400	Frozen fillets of swordfish (<i>xiphias gladius</i>)	47.928	268.375	502.829	2.715.755
03048600	Frozen fillets of herrings (<i>Clupea harengus</i> , <i>Clupea pallasii</i>)	-	20.944	-	45.156
03048700	Frozen fillets of tunas (of the genus <i>Thunnus</i>), skipjack tuna (stripe-bellied bonito) (<i>Katsuwonus pelamis</i>)	4.867.044	25.320.137	34.041.645	179.099.970
03048800	Frozen fillets of dogfish, other sharks, rays and skates (<i>Rajidae</i>)	46.273	82.357	150.764	380.816
03048910	Frozen fillets of mahi-mahi (<i>Coryphaena hippurus</i>)	70.920	517.993	543.306	4.110.894
03048990	Frozen fillets of other fish, other than HS code 03048100 to 03048910	1.866.708	9.963.901	13.865.505	73.083.127
03049100	Frozen other fish meat (whether or not minced) of swordfish (<i>xiphias gladius</i>)	-	12.922	-	54.205
03049300	Frozen other fish meat (whether or not minced) of tilapias (<i>oreochromis</i> spp), catfish (<i>pangasius</i> spp, <i>silurus</i> spp, <i>clarias</i> spp, <i>ictalurus</i> spp), carp, eels (<i>anguilla</i> spp), Nile perch (<i>lates niloticus</i>) and snakeheads (<i>channa</i> spp)	53.888	437.300	54.380	665.147
03049600	Frozen other fish meat (whether or not minced) of dogfish and other sharks	55.778	274.476	55.778	272.476

Tabel 3 : Ekspor Indonesia menurut Komoditi (Kode HS 8 digit)

Juni 2023

Kode H S	Uraian golongan barang	Berat bersih (Kg)		Nilai F.O.B. (U S \$)	
		Bulan ini	Kumulatif	Bulan ini	Kumulatif
(1)	(2)	(3)	(4)	(5)	(6)
03049910	Frozen of surimi (minced fish meat)	474.993	5.514.524	1.337.529	15.130.409
03049990	Frozen other fish meat (whether or not minced) of other fish, other than HS code 03049100 to 03049910	341.049	1.341.562	2.210.078	8.110.633
03052090	Livers, roes and milt of fish, smoked, dried, salted or in brine, other than freshwater fish, dried, salted or in brine	18.940	1.393.382	1.165.567	9.089.739
03053991	Fish fillets of other freshwater fish, dried, salted or in brine, but not smoked, not elsewhere classified in heading 0305	-	106	-	530
03053992	Fish fillets of marine fish, dried, salted or in brine, but not smoked, not elsewhere classified in heading 0305	70.529	345.423	137.020	1.453.212
03053999	Fish fillets of fish other than freshwater and marine fish n.e.c in heading 0305, dried, salted or in brine, but not smoked	-	56.100	-	195.704
03054910	Smoked fish, including fillets, other than edible fish offal of skipjack tuna (stripe-bellied bonito) (katsuwonus pelamis)	336.656	1.183.164	2.688.813	9.304.374
03054990	Smoked fish, including fillets, other than edible fish offal, not elsewhere classified in heading 0305	2.400	138.203	20.310	990.444
03055400	Dried fish, w.o.n salted but not smoked of herrings, anchovies, sardines, sardinella, brisling or sprats, scomber scombrus, indian mackerels, seerfishes, jack&horse mackerel, jacks, caranx, cobia, silver pomfrets, pacific saury, scads, capelin, swordfish, kawakawa, bonitos, marlins, sailfishes, spearfish	1.037	64.384	3.349	171.625
03055921	Dried fish, other than edible fish offal, whether or not salted but not smoked of anchovies (stolephorus spp, coilia spp, setipinna spp, lycotrissa spp, thryssa spp and encrasicholina spp)	43.017	284.935	329.996	1.318.736
03055929	Dried fish, other than edible fish offal, whether or not salted but not smoked of marine fish other than anchovies (stolephorus, coilia, setipinna, lycotrissa, thryssa and encrasicholina spp)	23.864	212.945	73.392	584.590
03055990	Dried fish, other than edible fish offal, whether or not salted but not smoked of other fish other than marine fish	189.463	871.359	382.159	1.909.788
03056300	Salted but not dried or smoked and fish in brine, other than edible fish offal of anchovies (engraulis spp)	30.504	95.226	407.452	1.142.182
03056910	Salted but not dried or smoked and fish in brine, other than edible fish offal of marine fish, not elsewhere classified in heading 0305	-	27.392	-	133.153
03056990	Salted but not dried or smoked and fish in brine, other than edible fish offal of other than marine fish, not elsewhere classified in heading 0305	-	4.420	-	18.472
03057110	Shark fins, dried or smoked	19.751	140.808	788.010	4.276.879
03057211	Dried, salted or in brine, smoked of fish maws of cod	-	9.750	-	63.325
03057219	Dried, salted or in brine, smoked of fish maws of other than cod	37.338	197.507	525.156	2.483.816
03057299	Dried, salted or in brine, smoked of fish head and tail of other than cod	-	16.475	-	47.778
03057990	Dried, salted or in brine, smoked of fish fin and other edible offal other than fish head, tail, and maws of other than cod	3.611	63.057	120.471	1.562.340
03061110	Rock lobster and other sea crawfish (palinurus spp, panulirus spp, jасus spp), frozen, smoked	8.320	38.807	109.014	461.565
03061190	Rock lobster and other sea crawfish (palinurus spp, panulirus spp, jасus spp), frozen, other than smoked	11.288	87.137	97.662	1.010.172
03061411	Soft shell crabs, frozen, smoked	46.960	336.418	402.962	2.514.018
03061419	Crab other than soft shell crabs, frozen, smoked	340	340	477	477
03061491	Swimming crabs (crabs of the family portunidae), frozen, other than	12.509	71.877	144.319	545.170
03061492	King crabs (crabs of the family lithodidae), frozen, other than smoked	-	27.734	-	1.112.753
03061499	Crab other than swimming crabs, king crabs, and snow crabs, frozen, other than smoked	113.208	576.336	2.649.008	12.470.151
03061600	Cold-water shrimps and prawns (pandalus spp, crangon crangon), frozen	23.760	228.790	247.876	2.392.072
03061711	Giant tiger prawns (penaeus monodon), frozen, headless	613.701	4.026.746	7.942.935	50.124.365

Tabel 3 : Ekspor Indonesia menurut Komoditi (Kode HS 8 digit)

Juni 2023

Kode H S	Uraian golongan barang	Berat bersih (Kg)		Nilai F.O.B. (U S \$)	
		Bulan ini	Kumulatif	Bulan ini	Kumulatif
(1)	(2)	(3)	(4)	(5)	(6)
03061719	Giant tiger prawns (penaeus monodon), frozen, other than headless	261.297	1.259.533	3.459.304	16.106.968
03061721	Whiteleg shrimps (litopenaeus vannamei), frozen, headless, with tail	1.446.662	13.527.225	11.265.266	103.258.952
03061722	Whiteleg shrimps (litopenaeus vannamei), frozen, headless, without tail	1.195.414	7.328.798	8.487.734	54.001.738
03061729	Whiteleg shrimps (litopenaeus vannamei), frozen, other than headless, with or without tail	4.946.532	30.561.577	42.812.394	255.136.025
03061730	Giant river prawns (macrobrachium rosenbergii), frozen	14	14	227	227
03061790	Shrimps and prawns other than giant tiger prawns, whiteleg shrimps, and giant river prawns, frozen	2.504.091	14.742.587	15.383.899	97.791.638
03061900	Crustaceans not elsewhere classified in subheading 030611 to 030617, whether in shell or not , frozen	17.537	61.333	121.957	449.377
03063120	Rock lobster and other sea crawfish (palinurus spp, panulirus spp, jасus spp), live , other than breeding	68.806	374.544	1.522.218	8.007.336
03063130	Rock lobster and other sea crawfish (palinurus spp, panulirus spp, jасus spp), fresh or chilled	141	425	914	2.457
03063220	Lobsters (homarus spp), live, other than breeding	983	5.402	19.332	101.393
03063311	Blue crabs (callinectes spp) and snow crabs (crabs of the family oregoniidae), live	13.829	47.964	12.377	48.585
03063391	Crab other than blue crabs (callinectes spp) and snow crabs (crabs of the family oregoniidae), live	740.132	6.402.957	5.119.079	39.019.025
03063392	Crab other than blue crabs (callinectes spp) and snow crabs (crabs of the family oregoniidae), fresh or chilled	34.440	222.732	86.093	475.581
03063520	Cold-water shrimps and prawns (pandalus spp, crangon crangon), live, other than breeding	193	7.247	3.416	532.062
03063530	Cold-water shrimps and prawns (pandalus spp, crangon crangon), fresh or chilled	50.926	331.655	137.099	867.197
03063611	Giant tiger prawns (penaeus monodon), live, breeding	23	23	186	186
03063612	Whiteleg shrimps (litopenaeus vannamei), live, breeding	120	364	1.548	33.307
03063619	Other shrimps and prawns other than giant tiger prawns, whiteleg shrimps, and giant river prawns, live, breeding	698	1.631	7.234	16.990
03063623	Giant river prawns (macrobrachium rosenbergii), live, other than breeding	1	1	500	500
03063629	Shrimps and prawns other than giant tiger prawns, whiteleg shrimps, and giant river prawns, live, other than breeding	131.135	798.932	2.778.139	15.756.794
03063631	Giant tiger prawns (penaeus monodon), fresh or chilled	25.157	90.725	54.995	261.794
03063632	Whiteleg shrimps (litopenaeus vannamei), fresh or chilled	249.835	3.292.426	1.037.232	9.640.273
03063633	Giant river prawns (macrobrachium rosenbergii), fresh or chilled	431	533	1.292	1.598
03063639	Other shrimps and prawns other than giant tiger prawns, whiteleg shrimps, and giant river prawns, fresh or chilled	143.130	1.422.526	324.098	2.625.364
03063910	Live crustaceans, not elsewhere classified in subheading 030631 to 030636, whether in shell or not	2.670	25.016	41.311	358.387
03063920	Fresh or chilled crustaceans, not elsewhere classified in subheading 030631 to 030636, whether in shell or not,	31	323	1.200	5.939
03069529	Shrimps and prawns, in airtight containers for retail sale, other than in shell, cooked by steaming or boiling in water	-	17.500	-	10.670
03069530	Shrimps and prawns, other than in airtight containers for retail sale	133.684	278.929	99.330	219.066
03069929	Crustaceans not elsewhere classified in subheading 030691 to 030695, whether in shell or not, in airtight containers for retail sale, dried, salted or in brine	-	2	-	13
03069931	Crustaceans not elsewhere classified in subheading 030691 to 030695,	2	2	3	3
03071120	Oysters, fresh or chilled	-	2.000	-	919
03072110	Scallops and other molluscs of the family pectinidae, live	-	109	-	191
03072120	Scallops and other molluscs of the family pectinidae, fresh or chilled	5.000	40.797	3.691	33.362
03072200	Scallops and other molluscs of the family pectinidae, frozen	24.692	182.994	86.469	483.283
03072930	Scallops and other molluscs of the family pectinidae, dried, salted or in brine	-	621	-	11.178
03073200	Mussels (mytilus spp, perna spp), frozen	-	2.500	-	3.000

Tabel 3 : Ekspor Indonesia menurut Komoditi (Kode HS 8 digit)

Juni 2023

Kode H S	Uraian golongan barang	Berat bersih (Kg)		Nilai F.O.B. (U S \$)	
		Bulan ini	Kumulatif	Bulan ini	Kumulatif
		(1)	(2)	(3)	(4)
03074221	Cuttle fish (sepia officinalis, rossia macrosoma, sepiola spp) and squid (ommastrephes spp, loligo spp, nototodarus spp, sepioteuthis spp), fresh or chilled	55.695	414.206	243.013	1.838.504
03074229	Cuttle fish and squid other than sepia officinalis, rossia macrosoma, sepiola spp, ommastrephes spp, loligo spp, nototodarus spp, sepioteuthis spp, fresh or chilled	28.300	133.700	29.614	160.048
03074310	Cuttle fish (sepia officinalis, rossia macrosoma, sepiola spp) and squid (ommastrephes spp, loligo spp, nototodarus spp, sepioteuthis spp), frozen	7.383.688	43.639.222	36.280.321	202.967.607
03074390	Cuttle fish and squid other than sepia officinalis, rossia macrosoma, sepiola spp, ommastrephes spp, loligo spp, nototodarus spp, sepioteuthis spp, frozen	583.383	5.005.714	3.492.666	24.263.576
03074921	Cuttle fish (sepia officinalis, rossia macrosoma, sepiola spp) and squid (ommastrephes spp, loligo spp, nototodarus spp, sepioteuthis spp), dried, salted or in brine	1.503	23.866	8.166	191.856
03074929	Cuttle fish and squid other than sepia officinalis, rossia macrosoma, sepiola spp, ommastrephes spp, loligo spp, nototodarus spp, sepioteuthis spp, dried, salted or in brine	25	769	502	13.298
03075110	Octopus (octopus spp), live	36	4.770	56	19.555
03075200	Octopus (octopus spp), frozen	1.789.593	10.637.499	9.280.861	57.295.906
03075920	Octopus (octopus spp), dried, salted or in brine	-	20.522	-	53.371
03075930	Octopus (octopus spp), smoked	21.480	85.440	269.913	1.072.509
03076010	Snails, other than sea snails, live	5.638	36.348	74.049	566.319
03076020	Snails, other than sea snails, fresh, chilled or frozen	111.077	498.866	310.171	1.207.742
03077110	Clams, cockles and ark shells (families arcidae, arcticidae, cardiidae, donacidae, hiatellidae, mactridae, mesodesmatidae, myidae, semelidae, solecurtidae, solenidae, tridacnidae and veneridae), live	89.154	679.834	144.189	1.379.966
03077120	Clams, cockles and ark shells (families arcidae, arcticidae, cardiidae, donacidae, hiatellidae, mactridae, mesodesmatidae, myidae, semelidae, solecurtidae, solenidae, tridacnidae and veneridae), fresh/chilled	49.130	497.274	30.904	329.295
03077200	Clams, cockles and ark shells (families arcidae, arcticidae, cardiidae, donacidae, hiatellidae, mactridae, mesodesmatidae, myidae, semelidae, solecurtidae, solenidae, tridacnidae & veneridae), frozen	92.732	789.150	89.846	892.510
03077930	Clams, cockle, arkshells (arcidae, arcticidae, cardiidae, donacidae, hiatellidae, mactridae, mesodesmatidae, myidae, semelidae, solecurtidae, solenidae, tridacnidae and veneridae), dried, salted or in brine	55	435	26.020	28.107
03078110	Abalone (haliotis spp), live	4	103	644	1.667
03078300	Abalone (haliotis spp), frozen	-	3.470	-	64.929
03078400	Stromboid conchs (strombus spp), frozen	-	141.180	-	245.330
03079110	Molluscs, whether in shell or not, not elsewhere classified in subheadings 030711 to 030788, live	91.361	474.651	204.390	1.127.690
03079200	Molluscs, whether in shell or not, not elsewhere classified in subheadings 030711 to 030788, frozen	24.235	301.861	49.508	787.076
03079930	Molluscs, whether in shell or not, not elsewhere classified in subheadings 030711 to 030788, dried, salted or in brine	6.044	6.044	369	369
03081110	Sea cucumbers (stichopus japonicus, holothuroidea), live	-	40	-	150
03081200	Sea cucumbers (stichopus japonicus, holothuroidea), frozen	23.187	68.932	229.370	437.965
03081920	Sea cucumbers (stichopus japonicus, holothuroidea), dried, salted or in brine	89.808	321.154	1.005.396	4.002.561
03082110	Sea urchins (strongylocentrotus spp, paracentrotus lividus, loxechinus albus, echinus esculentus), live	514	3.817	4.712	50.455
03083010	Jellyfish (rhophilema spp), live	-	4	-	2.738
03083040	Jellyfish (rhophilema spp), dried, salted or in brine	119.425	1.634.151	230.864	2.726.575
03089010	Aquatic invertebrates other than crustaceans and molluscs, not elsewhere classified in subheadings 030811 to 030830, live	14.046	73.728	105.546	578.043

Tabel 3 : Ekspor Indonesia menurut Komoditi (Kode HS 8 digit)

Juni 2023

Kode H S	Uraian golongan barang	Berat bersih (Kg)		Nilai F.O.B. (U S \$)	
		Bulan ini	Kumulatif	Bulan ini	Kumulatif
(1)	(2)	(3)	(4)	(5)	(6)
03089030	Aquatic invertebrates other than crustaceans and molluscs, not elsewhere classified in subheadings 030811 to 030830, frozen	3	252	6	1.043
03089040	Aquatic invertebrates other than crustaceans and molluscs, not elsewhere classified in subheadings 030811 to 030830, dried, salted or in brine	1.759	17.108	24.632	166.806
03091000	Flours, meals and pellets of fish, fit for human consumption	-	100	-	1.000
03099019	Flours, meals and pellets of crustaceans, fit for human consumption, other than fresh, chilled or frozen	-	2.000	-	13.000
03099090	Flours, meals and pellets of other aquatic invertebrates, fit for human consumption	24	138	429	10.527
04011010	Milk and cream, not concentrated nor containing added sugar or other sweetening matter, of a fat content, by weight, not exceeding 1 %, in liquid form	29.994	220.460	19.555	149.248
04011090	Milk and cream, not concentrated nor containing added sugar or other sweetening matter, of a fat content, by weight, not exceeding 1 %, other than in liquid form	1.183	11.089	5.400	74.961
04012010	Milk and cream, not concentrated nor containing added sugar or other sweetening matter, of a fat content, by weight, exceeding 1 % but not exceeding 6%, in liquid form	439.222	2.749.221	368.622	2.315.998
04014010	Milk in liquid form, not concentrated nor containing added sugar or other sweetening matter, of a fat content, by weight, exceeding 6 % but not exceeding 10%	6.961	170.444	13.065	258.744
04014020	Milk in frozen form, not concentrated nor containing added sugar or other sweetening matter, of a fat content, by weight, exceeding 6 % but not exceeding 10%	83.547	230.978	104.189	288.672
04014090	Milk, not concentrated nor containing added sugar or other sweetening matter, of a fat content, by weight, exceeding 6 % but not exceeding 10%, other than in liquid form and in frozen form	25.921	217.231	187.722	1.530.452
04015010	Milk and cream, not concentrated nor containing added sugar or other sweetening matter, of a fat content, by weight, exceeding 10 %, in liquid form	11.827	49.147	27.251	115.380
04015090	Milk and cream, not concentrated nor containing added sugar or other sweetening matter, of a fat content, by weight, exceeding 10 %, other than in liquid form	3	357	4	478
04021041	Milk & cream, in powder, granules/other solid forms, of a fat content, by weight, not exceeding 15 %, not containing added sugar/other sweetening matter, in containers of a net weight of 2 kg or less	-	2.202	-	8.451
04021042	Milk & cream, in powder, granules/other solid forms, of a fat content, by weight, not exceeding 15 %, not containing added sugar/other sweetening matter, in containers of a net weight of 2 kg or less	19.976	76.188	50.300	165.174
04021049	Milk & cream, in powder, granules/other solid forms, of a fat content, by weight, not exceeding 15 %, not containing added sugar/other sweetening matter, in containers of a 2 kg < net weight < 20 kg	20.888	260.398	157.097	1.603.406
04021092	Milk & cream, in powder, granules/other solid forms, of a fat content, by weight, not exceeding 15 %, containing added sugar or other sweetening matter, in containers of a net weight of 2 kg or less	1.801	19.624	3.739	44.296
04021099	Milk & cream, in powder, granules/other solid forms, of a fat content, by weight, not exceeding 15 %, containing added sugar or other sweetening matter, in containers of a net weight of 2 kg or less	2.718	7.990	18.264	38.353
04022190	Milk & cream, in powder, granules/other solid forms, of a fat content, by weight, exceeding 15 %, not containing added sugar or other sweetening matter, in containers of a 2 kg < net weight < 20 kg	27.407	140.584	201.147	1.036.797
04022920	Milk and cream, in powder, granules or other solid forms, of a fat content, by weight, exceeding 15 %, containing added sugar or other sweetening matter, in containers of a net weight of 2 kg or less	1.650	1.685	11.175	11.214
04022930	Milk and cream, in powder, granules or other solid forms, of a fat content, by weight, exceeding 15 %, containing added sugar or other sweetening matter, in containers of a net weight of 2 kg or less	-	832	-	637

Tabel 3 : Ekspor Indonesia menurut Komoditi (Kode HS 8 digit)

Juni 2023

Kode H S	Uraian golongan barang	Berat bersih (Kg)		Nilai F.O.B. (U S \$)	
		Bulan ini	Kumulatif	Bulan ini	Kumulatif
(1)	(2)	(3)	(4)	(5)	(6)
04022990	Milk and cream, in powder, granules or other solid forms, of a fat content, by weight, exceeding 15 %, containing added sugar or other sweetening matter, in containers of a 2 kg < net weight < 20 kg	171	2.146	1.279	17.554
04029100	Milk and cream, concentrated or containing added sugar or other sweetening matter, other than in subheading 040210 to 040221 , not containing added sugar or other sweetening matter	1.375	4.026	1.000	5.794
04029900	Milk and cream, concentrated or containing added sugar or other sweetening matter, other than in subheading 040210 to 040221, containing added sugar or other sweetening matter	102.072	1.588.481	142.885	2.310.971
04032011	Yogurt, in liquid form, whether or not condensed, flavoured or containing added fruits (including pulp and jams), nuts or cocoa	208.433	1.066.010	337.932	1.634.748
04032019	Yogurt, in liquid form, whether or not condensed, not flavoured or containing added fruits (including pulp and jams), nuts or cocoa	10.757	100.661	15.626	72.422
04032091	Yogurt, not in liquid form, whether or not condensed, flavoured or	1.180	1.581	406	3.013
04032099	Yogurt, not in liquid form, whether or not condensed, not flavoured or containing added fruits (including pulp and jams), nuts or cocoa	64.695	972.588	147.132	1.212.199
04039090	Curdled milk and cream, kephir and other fermented or acidified milk and cream, whether or not concentrated/containing added sugar/oth sweetening matter/flavoured/containing added fruit, nuts or cocoa	712.508	6.579.371	938.004	8.008.045
04041011	Whey, fit for human consumption, whether or not concentrated or containing added sugar or other sweetening matter, in powder form	-	375	-	930
04041019	Modified whey, whether or not concentrated or containing added sugar or other sweetening matter, in powder form	131	50.668	72	13.846
04041099	Modified whey, whether or not concentrated or containing added sugar or other sweetening matter, not in powder form	-	2.102	-	14.601
04049000	Products consisting of natural milk constituents, whether or not containing added sugar or other sweetening matter, not elsewhere specified or included	400	1.851	405	1.878
04051000	Butter	451	8.157	1.343	21.917
04059090	Fats and oils derived from milk, other than anhydrous butterfat, butteroil, dan ghee	1.375	2.875	1.020	3.421
04061010	Fresh (unripened or uncured) cheese, including whey cheese	976	6.734	4.541	30.769
04061020	Curd	-	34	-	233
04062010	Grated or powdered cheese, of all kinds, in packages of a gross weight exceeding 20 kg	703	5.272	2.172	17.180
04062090	Grated or powdered cheese, of all kinds, other than in packages of a gross weight exceeding 20 kg	965	1.388	3.275	4.415
04063000	Processed cheese, not grated or powdered	106.060	1.021.797	433.923	4.037.410
04069000	Other cheese, not elsewhere classified in subheadings 040610 to 040640	12.067	186.750	116.651	778.805
04071110	Fertilised eggs for incubation of fowls of the species gallus domesticus, for breeding	-	20.942	-	345.580
04071190	Fertilised eggs for incubation of fowls of the species gallus domesticus, not for breeding	119.733	632.979	334.897	767.860
04072100	Fresh eggs of fowls of the species gallus domesticus	68.007	106.592	149.286	240.570
04079010	Eggs of fowls of the species gallus domesticus, in shell, fresh, preserved or cooked	-	1	-	13
04081900	Egg yolks, fresh, cooked by steaming or by boiling in water, moulded, frozen or otherwise preserved, whether or not containing added sugar or other sweetening matter	-	2	-	6
04090000	Natural honey	16.515	166.200	19.835	435.994
04101000	Insects, edible	-	5	-	10
04109010	Birds' nests	97.405	706.681	47.716.863	309.548.647

Tabel 3 : Ekspor Indonesia menurut Komoditi (Kode HS 8 digit)

Juni 2023

Kode H S	Uraian golongan barang	Berat bersih (Kg)		Nilai F.O.B. (U S \$)	
		Bulan ini	Kumulatif	Bulan ini	Kumulatif
		(1)	(2)	(3)	(4)
04109090	Edible products of animal origin, not elsewhere specified or included, other than birds' nests and turtles' eggs	-	1.000	-	7.000
05010000	Human hair, unworked, whether or not washed or scoured, waste of human hair	2.982	14.406	14.884	381.724
05051010	Duck feathers of a kind used for stuffing, down	226.417	1.191.612	533.191	2.765.423
05051090	Feathers of a kind used for stuffing, down, other than duck feathers	14.102	72.015	57.386	338.071
05059010	Duck feathers, other than of a kind used for stuffing, down	100.000	100.000	69.000	69.000
05059090	Skins and other parts of birds, powder and waste feathers and parts of feathers or parts of feathers, feathers and parts of feathers not elsewhere	3	188	21	3.199
05061000	Ossein and bones treated with acid	121	765	5.090	34.601
05069000	Bones and horn-cores, unworked, defatted, simply prepared (but not cut to shape), treated with acid or degelatinised, powder and waste of these products, other than ossein and bones treated with acid	8.226	388.602	23.902	296.372
05080020	Shells of molluscs, crustaceans or echinoderms	1.140.512	5.409.865	422.844	3.033.989
05080090	Coral and similar materials, unworked or simply prepared but not otherwise worked	96.296	491.657	1.205.539	7.648.716
05100000	Ambergris, castoreum, civet & musk, cantharides, bile, w.o.n dried, glands & oth animal products used in the preparation of pharmaceutical products, fresh, chilled, frozen/otherwise provisionally preserved	-	110	-	5.500
05119110	Roes and milt of fish or crustaceans, molluscs or other aquatic invertebrates	300.380	2.200.380	321.255	2.283.005
05119130	Fish skin	161.212	964.404	272.528	1.663.229
05119190	Products of fish or crustaceans, molluscs or other aquatic invertebrates, dead animals of chapter 3, other than roes and milt, artemia egg, fish skin	159.486	497.465	468.932	1.853.911
05119990	Animal products not elsewhere specified or included, dead animals of chapter 1 or 3, unfit for human consumption, other than hs code 05111000 to 05119930	1.145	3.595	65.446	234.436
06011000	Bulbs, tubers, tuberous roots, corms, crowns and rhizomes, dormant	4	4	11	11
06021090	Unrooted cuttings and slips of other live plants (including their roots), other than orchids and rubber trees	413	956	38.479	41.291
06022000	Trees, shrubs and bushes, grafted or not, of kinds which bear edible fruit or nuts	27.516	74.165	14.028	178.546
06023000	Rhododendrons and azaleas, grafted or not	20	20	2.032	2.032
06029010	Rooted orchid cuttings and slips	-	1.152	-	12.955
06029040	Budded stumps of the genus hevea	102	1.368	22.685	214.364
06029050	Seedlings of the genus hevea	55	259	2.493	37.262
06029090	Other live plants (including their roots), root cuttings and slips, mushroom spawn	291.612	1.444.148	824.119	6.352.619
06031100	Cut flowers and flower buds of a kind suitable for bouquets or for ornamental purposes of roses, fresh	10.500	13.302	56.500	71.806
06031200	Cut flowers and flower buds of a kind suitable for bouquets or for ornamental purposes of carnations, fresh	-	200	-	908
06031400	Cut flowers and flower buds of a kind suitable for bouquets or for ornamental purposes of chrysanthemums, fresh	32.582	181.214	152.975	918.341
06031900	Cut flowers and flower buds of a kind suitable for bouquets or for ornamental purposes of other kinds, fresh	28.881	335.825	85.033	713.175
06042010	Mosses and lichens, fresh	5.869	51.486	38.555	340.092
06042090	Foliage, branches and other parts of plants, without flowers or flower buds, and grasses, being goods of a kind suitable for bouquets or for ornamental purposes, fresh	234.166	1.249.431	146.195	859.362
06049010	Mosses and lichens, dried, dyed, bleached, impregnated or otherwise prepared	12.250	81.082	67.608	522.903
06049090	Foliage, branches & oth parts of plants, without flowers/flower buds, and grasses, being goods of a kind suitable for bouquets/for ornamental purposes, dried, dyed, bleached, impregnated/otherwise prepared	11.014	23.069	10.374	19.767
07019010	Chipping potatoes, fresh or chilled	15.300	15.300	13.148	13.148

Tabel 3 : Ekspor Indonesia menurut Komoditi (Kode HS 8 digit)

Juni 2023

Kode H S	Uraian golongan barang	Berat bersih (Kg)		Nilai F.O.B. (U S \$)	
		Bulan ini	Kumulatif	Bulan ini	Kumulatif
		(1)	(2)	(3)	(4)
07019090	Potatoes, other than seed and chipping potatoes, fresh or chilled	32.280	501.547	10.444	361.392
07020000	Tomatoes, fresh or chilled	84.011	304.255	42.574	201.031
07031019	Onions, other than bulbs for propagation, fresh or chilled	180	1.909	270	2.249
07031021	Shallots, bulbs for propagation, fresh or chilled	-	158	-	383
07031029	Shallots, other than bulbs for propagation, fresh or chilled	30.980	38.053	79.618	87.102
07032090	Garlic, other than bulbs for propagation, fresh or chilled	-	2	-	5
07039090	Leeks and other alliaceous vegetables, other than bulbs for propagation, fresh or chilled	5	1.465	2	505
07041010	Cauliflowers, fresh or chilled	11.500	50.020	5.986	10.362
07041020	Headed broccoli, fresh or chilled	300	300	97	97
07041090	Other broccoli, fresh or chilled	350	350	315	315
07042000	Brussels sprouts, fresh or chilled	-	4.340	-	5.687
07049010	Round (drumhead) cabbages, fresh or chilled	2.017.424	4.509.949	560.407	1.197.305
07049020	Chinese mustard, fresh or chilled	-	135.000	-	26.253
07049090	Kohlrabi, kale and similar edible brassicas, fresh or chilled	1.596.059	4.996.197	432.327	1.343.162
07051100	Cabbage lettuce (head lettuce), fresh or chilled	87.371	183.866	62.137	199.014
07051900	Lettuce (lactuca sativa), other than cabbage lettuce, fresh or chilled	67.797	432.061	93.569	603.499
07061010	Carrots, fresh or chilled	1.185	18.326	1.169	11.457
07061020	Turnips, fresh or chilled	5.213	40.280	2.938	22.642
07069000	Salad beetroot, salsify, celeriac, radishes and similar edible roots, fresh or chilled	910	24.427	674	30.809
07070000	Cucumbers and gherkins, fresh or chilled	1.735	64.822	1.576	18.162
07082010	French beans, shelled or unshelled, fresh or chilled	90.240	588.699	153.075	991.195
07082020	Long beans, shelled or unshelled, fresh or chilled	1.165	16.661	312	5.473
07082090	Beans (vigna spp, phaseolus spp) other than french beans and long beans, shelled or unshelled, fresh or chilled	9.621	77.411	21.969	164.769
07089000	Leguminous vegetables other than peas and beans, shelled or unshelled, fresh or chilled	58.464	487.685	101.756	679.804
07092000	Asparagus, fresh or chilled	-	39	-	318
07093000	Aubergines (egg-plants), fresh or chilled	58.301	354.020	102.704	614.558
07094000	Celery other than celeriac, fresh or chilled	-	1.397	-	4.064
07095100	Mushrooms of the genus agaricus, fresh or chilled	2.918	18.845	12.838	115.309
07095990	Mushrooms and truffles, other than HS code 07095100 to 07095920, fresh or chilled	990	28.457	259	26.922
07096010	Chillies (fruits of genus capsicum), fresh or chilled	17.073	184.091	19.005	240.270
07096090	Fruits of the genus capsicum or of the genus pimenta, fresh or chilled, other than chillies (fruits of genus capsicum)	879	998	248	442
07097000	Spinach, new zealand spinach and orache spinach (garden spinach), fresh or chilled	25	1.116	82	1.688
07099200	Olives, fresh or chilled	-	320	-	208
07099300	Pumpkins, squash and gourds (cucurbita spp), fresh or chilled	42.589	360.275	25.060	166.928
07099910	Sweet corn, fresh or chilled	5.027	25.347	1.805	14.673
07099920	Lady's finger (okra), fresh or chilled	1.115	71.226	254	4.281
07099990	Vegetables, other than HS code 07092000 to 07099920, fresh or chilled	165.226	1.031.022	172.717	1.191.258
07101000	Potatoes, uncooked or cooked by steaming or boiling in water, frozen	900	55.382	270	42.928
07102100	Peas (pisum sativum), shelled or unshelled, uncooked or cooked by steaming or boiling in water, frozen	1.500	5.250	1.873	5.927
07102200	Beans (vigna spp, phaseolus spp), shelled or unshelled, uncooked or cooked by steaming or boiling in water, frozen	4.400	32.745	8.277	62.014
07102900	Leguminous vegetables other than peas and bean, shelled or unshelled, uncooked or cooked by steaming or boiling in water, frozen	363.526	1.954.942	781.175	4.161.892
07104000	Sweet corn, uncooked or cooked by steaming or boiling in water, frozen	129.413	999.928	175.809	1.198.603
07108000	Vegetables, other than in subheading 071021 to 071040, uncooked or cooked by steaming or boiling in water, frozen	837.740	4.172.493	1.525.766	7.642.862

Tabel 3 : Ekspor Indonesia menurut Komoditi (Kode HS 8 digit)

Juni 2023

Kode H S	Uraian golongan barang	Berat bersih (Kg)		Nilai F.O.B. (U S \$)	
		Bulan ini	Kumulatif	Bulan ini	Kumulatif
(1)	(2)	(3)	(4)	(5)	(6)
07109000	Mixtures of vegetables, uncooked or cooked by steaming or boiling in water, frozen	68.073	188.388	84.330	301.502
07114090	Cucumbers and gherkins, provisionally preserved other than by sulphur dioxide gas, but unsuitable in that state for immediate consumption	280	7.741	94	2.497
07115190	Mushrooms of the genus agaricus, provisionally preserved, but unsuitable in that state for immediate consumption, preserved other than by sulphur dioxide gas	210	873	704	2.729
07119010	Sweet corn, provisionally preserved, but unsuitable in that state for immediate consumption	100	1.740	34	942
07119020	Chillies (fruits of genus capsicum), provisionally preserved, but unsuitable in that state for immediate consumption	1.890	7.985	10.208	46.854
07119050	Onions, preserved other than by sulphur dioxide gas	5.024	19.880	16.076	65.108
07119090	Vegetables, other than HS code 07112011 to 07119050, mixtures of vegetables, preserved other than by sulphur dioxide gas	6.840	603.909	9.815	149.902
07122000	Onions, dried , whole, cut, sliced, broken or in powder, but not further prepared	200	510	610	1.528
07123100	Mushrooms of the genus agaricus, dried , whole, cut, sliced, broken or in powder, but not further prepared	9.138	39.413	30.163	197.064
07123200	Wood ears (auricularia spp), dried , whole, cut, sliced, broken or in powder, but not further prepared	9.027	9.147	4.514	5.848
07123300	Jelly fungi (tremella spp), dried , whole, cut, sliced, broken or in powder, but not further prepared	-	6	-	6
07123990	Mushrooms other than of the genus agaricus, dried , whole, cut, sliced, broken or in powder, but not further prepared	13.002	42.802	58.525	180.945
07129010	Garlic, dried , whole, cut, sliced, broken or in powder, but not further prepared	10.019	10.681	4.175	7.024
07129090	Vegetables, other than HS code 07122000 to 07129020, mixtures of vegetables, dried , whole, cut, sliced, broken or in powder, but not further prepared	87.692	711.709	131.774	2.845.422
07131090	Peas (pisum sativum), dried, shelled, whether or not skinned or split, not suitable for sowing	740	740	152	152
07132090	Chickpeas (garbanzos), dried, shelled, whether or not skinned or split, not suitable for sowing	1.825	25.976	525	8.148
07133190	Beans of the species vigna mungo (l) hepper or vigna radiata (l) wilczek,	28.500	639.695	30.268	758.599
07133290	Small red (adzuki) beans (phaseolus or vigna angularis), dried, shelled, whether or not skinned or split, not suitable for sowing	3.500	19.407	700	6.360
07133390	Kidney beans, including white pea beans (phaseolus vulgaris), dried, shelled, whether or not skinned or split, not suitable for sowing	3.630	40.040	4.630	44.510
07133990	Beans (vigna spp, phaseolus spp), other than HS code 07133110 to 07133590, shelled, whether or not skinned or split, not suitable for sowing	-	121	-	135
07139010	Dried leguminous vegetables other than in subheading 071310 to 071360, shelled, whether or not skinned or split, suitable for sowing	-	15	-	4
07139090	Dried leguminous vegetables other than in subheading 071310 to 071360, shelled, whether or not skinned or split, not suitable for sowing	-	1.195	-	254
07141011	Dried chips of manioc (cassava)	428.264	1.010.850	1.052.406	2.245.002
07141019	Manioc (cassava), sliced or in the form of pellets, other than dried chips	68.528	160.172	46.523	262.926
07141091	Manioc (cassava), other than sliced or in the form of pellets, frozen	84.810	226.276	89.764	192.335
07141099	Manioc (cassava), other than sliced or in the form of pellets, fresh, chilled, or dried	24.419	139.638	20.760	108.325
07142010	Sweet potatoes, whether or not sliced or in the form of pellets, frozen	431.678	933.166	646.290	1.349.039
07142090	Sweet potatoes, whether or not sliced or in the form of pellets, fresh, chilled, or dried	965.179	6.797.440	620.902	5.368.158

Tabel 3 : Ekspor Indonesia menurut Komoditi (Kode HS 8 digit)

Juni 2023

Kode H S	Uraian golongan barang	Berat bersih (Kg)		Nilai F.O.B. (U S \$)	
		Bulan ini	Kumulatif	Bulan ini	Kumulatif
(1)	(2)	(3)	(4)	(5)	(6)
07143010	Yams (dioscorea spp), whether or not sliced or in the form of pellets, frozen	-	22.000	-	44.440
07144010	Taro (colocasia spp), whether or not sliced or in the form of pellets, frozen	-	26.985	-	59.028
07144090	Taro (colocasia spp), whether or not sliced or in the form of pellets, fresh, chilled, or dried	109.898	998.402	25.775	334.050
07149019	Sago pith, fresh, chilled, or dried	690.500	771.500	351.170	577.970
07149099	Arrowroot, salep, jerusalem artichokes, and similar roots and tubers with high starch or inulin content, whether or not sliced or in the form of pellets, fresh, chilled, or dried	86.420	161.129	146.593	221.748
08011100	Coconuts, desiccated, fresh or dried, whether or not shelled or peeled	9.149.359	51.483.475	10.060.060	56.003.795
08011200	Coconuts, in the inner shell (endocarp), fresh or dried, whether or not peeled	37.402.452	157.471.860	6.877.373	30.440.100
08011910	Young coconut, fresh or dried, whether or not peeled	479	220.112	1.773	47.810
08011990	Coconuts, other than desiccated, in the inner shell (endocarp), and young coconut, fresh or dried, whether or not shelled or peeled	25.299.419	184.776.264	4.994.863	36.759.192
08012100	Brazil nuts, in shell, fresh or dried, whether or not peeled	-	683.128	-	132.254
08013100	Cashew nuts, in shell, fresh or dried, whether or not peeled	700	2.185.284	1.219	2.258.628
08013200	Cashew nuts, shelled, fresh or dried, whether or not peeled	178.283	1.388.809	1.267.517	9.606.570
08021100	Almonds, in shell, fresh or dried, whether or not peeled	433	3.715	139	1.181
08021210	Almonds, shelled, blanched, fresh or dried, whether or not peeled	34.587	281.710	195.157	1.515.730
08021290	Almonds, shelled, unblanched, fresh or dried, whether or not peeled	93	26.815	700	78.265
08022100	Hazelnuts or filberts (corylus spp), in shell, fresh or dried, whether or not peeled	-	1.200	-	2.789
08022200	Hazelnuts or filberts (corylus spp), shelled, fresh or dried, whether or not peeled	10.482	21.192	46.260	84.348
08023200	Walnuts, shelled, fresh or dried, whether or not peeled	961	3.240	2.540	8.487
08026200	Macadamia nuts, shelled, fresh or dried, whether or not peeled	-	109	-	3.052
08027000	Kola nuts (cola spp), fresh or dried, whether or not shelled or peeled	-	787	-	3.222
08028000	Areca nuts, fresh or dried, whether or not shelled or peeled	13.332.628	86.004.194	9.912.450	71.533.379
08029100	Pine nuts, in shell, fresh or dried, whether or not peeled	54.000	108.000	54.000	108.000
08029200	Pine nuts, shelled, fresh or dried, whether or not peeled	20.000	66.350	19.430	76.980
08029900	Nuts, not elsewhere classified in heading 0801 and 0802, fresh or dried, whether or not shelled or peeled	236.937	1.258.718	208.848	1.583.308
08031010	Plantains, fresh	1.198.535	6.817.885	347.041	2.056.048
08031020	Plantains, dried	6.126	20.406	8.880	39.598
08039010	Lady's finger banana, fresh or dried	5.225	40.399	12.255	60.009
08039020	Cavendish banana (musa acuminata), fresh or dried	476.576	3.929.719	295.833	2.420.725
08039090	Bananas, not elsewhere classified in subheading 0803, fresh or dried,	89.469	518.220	7.704	50.447
08041000	Dates, fresh or dried	38.417	169.935	27.556	315.433
08043000	Pineapples, fresh or dried	576.070	3.644.033	370.227	2.353.498
08044000	Avocados, fresh or dried	20.775	199.864	7.925	84.001
08045010	Guavas, fresh or dried	428	3.373	969	7.162
08045021	Mangoe, fresh	13.941	52.390	29.865	70.926
08045022	Mangoes, dried	180	787	17.671	49.089
08045030	Mangosteens, fresh or dried	2.950.295	17.357.182	7.472.164	49.744.246
08051010	Oranges, fresh	16.490	119.648	6.851	52.065
08052100	Mandarins (including tangerines and satsumas), fresh or dried	50	74.780	74	56.117
08052900	Citrus fruit, wilkings and similar citrus hybrids, fresh or dried	300	11.721	40	4.159
08055010	Lemons (citrus limon, citrus limonum, fresh or dried	290	5.370	97	9.653
08055020	Limes (citrus aurantifolia, citrus latifolia), fresh or dried	2.950	105.747	25.122	179.927
08059000	Citrus fruit, fresh or dried, , not elsewhere classified in heading 0805	5.302	28.680	30.200	117.927
08061000	Grapes, fresh	-	60	-	227

Tabel 3 : Ekspor Indonesia menurut Komoditi (Kode HS 8 digit)

Juni 2023

Kode H S	Uraian golongan barang	Berat bersih (Kg)		Nilai F.O.B. (U S \$)	
		Bulan ini	Kumulatif	Bulan ini	Kumulatif
(1)	(2)	(3)	(4)	(5)	(6)
08062000	Grapes, dried	270	645	270	648
08071100	Watermelons, fresh	19.730	842.303	5.650	322.883
08071900	Melons, other than watermelon, fresh	2.479	53.896	2.654	34.740
08072000	Papaws (papayas), fresh	3.023	4.836	1.977	3.088
08081000	Apples, fresh	-	187	-	955
08092900	Cherries other than sour cherries (prunus cerasus), fresh	200	300	426	588
08094010	Plums, fresh	16	56	38	146
08101000	Strawberries, fresh	-	3.201	-	1.077
08102000	Raspberries, blackberries, mulberries and loganberries, fresh	2.196	10.941	39.348	196.739
08103000	Black, white or red currants and gooseberries, fresh	180	180	60	60
08106000	Durians, fresh	141.872	272.091	175.786	541.884
08107000	Persimmons, fresh	-	220	-	75
08109010	Longans, mata kucing, fresh	440	483	1.297	1.333
08109020	Lychees, fresh	60	2.520	134	5.102
08109030	Rambutan, fresh	20.533	222.394	26.612	421.293
08109040	Langsat (lanzones), fresh	2.403	14.197	946	6.132
08109050	Jackfruit (including cempedak and nangka), fresh	11.899	65.646	12.361	43.984
08109060	Tamarinds, fresh	1.232	5.107	1.400	8.808
08109070	Starfruit, fresh	26	893	141	3.105
08109091	Salacca (snake fruit), fresh	251.553	2.216.470	226.958	2.218.928
08109092	Dragon fruit, fresh	13.370	162.083	24.971	216.652
08109093	Sapodilla (ciku fruit), fresh	120	1.530	289	3.616
08109094	Pomegranate (punica spp), annona spp, syzygium spp, eugenia spp, marian plum(bouea spp), passiflora spp, cottonfruit (sandoricum spp), jujube (ziziphus spp) and tampoi or rambai (baccaurea spp), fresh	1.999	24.401	2.614	54.530
08109099	Other fruit, fresh, not elsewhere classified in heading 0803-0810	2.250	14.812	1.643	9.571
08111000	Strawberries, uncooked or cooked by steaming or boiling in water, frozen, whether or not containing added sugar or other sweetening matter	-	103.850	-	150.753
08119000	Fruit and nuts, uncooked or cooked by steaming or boiling in water, frozen, whether or not containing added sugar or other sweetening matter, n.ec. in heading 0811	837.205	4.355.816	2.376.922	10.735.810
08129090	Fruit and nuts, other than cherries, strawberries, provisionally preserved, but unsuitable in that state for immediate consumption	1.050	1.050	2.103	2.103
08133000	Apples, dried	-	250	-	98
08134010	Longans, dried	55	255	94	651
08134020	Tamarinds, dried	78.917	403.762	78.269	447.324
08134090	Fruit dried, other than that of headings 0801 to 0806, other than apricots, prunes, apples, longans, tamarinds	119.580	907.965	78.943	663.154
08135030	Mixtures of which dates predominate by weight	-	9.654	-	23.268
08135090	Mixtures of nuts or dried fruits of this chapter, n.e.c in subheading 081350 predominate by weight	-	16.901	-	33.801
09011120	Arabica, not roasted, not decaffeinated	5.728.074	27.425.384	41.836.823	190.324.906
09011130	Robusta, not roasted, not decaffeinated	21.904.753	104.267.173	53.275.801	227.445.425
09011190	Coffee other than arabica and robusta, not roasted, not decaffeinated	95.445	2.726.647	339.685	6.653.654
09011220	Arabica or robusta, not roasted, decaffeinated	7.080	32.855	66.088	286.599
09011290	Coffee other than arabica or robusta, not roasted, decaffeinated	740	808	10.133	11.692
09012111	Arabica, roasted, unground, not decaffeinated	5.465	58.568	44.952	223.811
09012112	Robusta, roasted, unground, not decaffeinated	33.150	109.911	98.221	325.957
09012119	Coffee other than arabica and robusta, roasted, unground, not decaffeinated	1.042	1.777	24.813	45.828
09012120	Coffee, roasted, not decaffeinated, ground	151.810	1.385.090	633.173	4.720.672
09012210	Coffee, roasted, decaffeinated, unground	-	1.280	-	7.632
09012220	Coffee, roasted, decaffeinated, ground	-	17.808	-	68.894
09019010	Coffee husks and skins	207	1.827	1.749	9.539
09019020	Coffee substitutes containing coffee	-	153.913	-	438.291

Tabel 3 : Ekspor Indonesia menurut Komoditi (Kode HS 8 digit)

Juni 2023

Kode H S	Uraian golongan barang	Berat bersih (Kg)		Nilai F.O.B. (U S \$)	
		Bulan ini	Kumulatif	Bulan ini	Kumulatif
(1)	(2)	(3)	(4)	(5)	(6)
09021010	Leaves Green tea (not fermented) in immediate packings of a content not exceeding 3 kg, whether or not flavoured	576	3.995	5.402	41.263
09021090	Green tea (not fermented), other than leaves in immediate packings of a content not exceeding 3 kg, whether or not flavoured	21.521	167.440	53.419	676.581
09022010	Leaves green tea (not fermented), other than in immediate packings of a content not exceeding 3 kg, whether or not flavoured	46.432	680.639	99.380	1.281.640
09022090	Green tea (not fermented), other than leaves in immediate packings of a content not exceeding 3 kg, whether or not flavoured	86.521	492.403	177.568	858.224
09023010	Leaves black tea (fermented) and partly fermented tea, in immediate packings of a content not exceeding 3 kg, whether or not flavoured	160	3.800	3.851	28.175
09023090	Black tea (fermented) and partly fermented tea, other than leaves, in immediate packings of a content not exceeding 3 kg, whether or not flavoured	130.553	1.585.009	805.245	9.469.386
09024010	Leaves black tea (fermented) and partly fermented tea, other than in immediate packings of a content not exceeding 3 kg, whether or not flavoured	109.981	685.087	273.785	1.657.315
09024090	Black tea (fermented) and partly fermented tea, other than leaves, other than in immediate packings of a content not exceeding 3 kg, whether or not flavoured	2.280.091	14.246.606	3.268.199	20.792.198
09030000	Maté	2.526	7.999	4.680	66.720
09041110	White pepper, neither crushed nor ground	881.397	6.365.704	4.651.940	33.897.870
09041120	Black pepper, neither crushed nor ground	943.235	4.530.948	3.729.354	17.498.569
09041190	Pepper, other than white pepper and black pepper, neither crushed nor ground	142.716	1.191.933	370.074	4.865.245
09041210	White pepper, crushed or ground	8.076	100.361	24.332	645.243
09041220	Black pepper, crushed or ground	23.420	328.994	128.974	1.508.169
09041290	Pepper, other than white pepper and black pepper, crushed or ground	3.750	29.514	7.889	96.460
09042110	Chillies (fruits of the genus capsicum), dried, neither crushed nor ground	-	35.959	-	232.113
09042190	Fruits of the genus capsicum or of the genus pimenta, other than chillies, dried, neither crushed nor ground	11.200	62.831	204.935	788.863
09042210	Chillies (fruits of the genus capsicum), crushed or ground	27.556	99.278	82.759	314.105
09042290	Fruits of the genus capsicum or of the genus pimenta, other than chillies, crushed or ground	31.485	108.777	81.882	229.551
09051000	Vanilla, neither crushed nor ground	11.721	67.905	996.579	6.600.924
09052000	Vanilla, crushed or ground	588	4.476	93.986	464.772
09061100	Cinnamon (cinnamomum zeylanicum blume), neither crushed nor ground	187.127	1.742.433	1.091.807	8.809.918
09061900	Cinnamon-tree flowers, neither crushed nor ground	561.482	3.574.092	2.211.153	16.540.382
09062000	Cinnamon and cinnamon-tree flowers, crushed or ground	1.263.901	6.072.621	5.353.072	25.364.526
09071000	Cloves (whole fruit, cloves and stems), neither crushed nor ground	946.374	7.186.673	6.176.898	44.211.714
09072000	Cloves (whole fruit, cloves and stems), crushed or ground	10.263	159.118	416.438	2.130.554
09081100	Nutmeg, neither crushed nor ground	1.424.456	8.608.654	7.082.508	44.288.017
09081200	Nutmeg, crushed or ground	254.738	1.538.740	1.987.039	12.294.468
09082100	Mace, neither crushed nor ground	298.690	1.894.942	4.520.345	28.484.559
09082200	Mace, crushed or ground	56.351	296.335	1.122.112	5.218.859
09083100	Cardamoms, neither crushed nor ground	1.391.825	11.265.970	4.369.326	33.986.988
09083200	Cardamoms, crushed or ground	70	306	259	2.922
09092100	Seeds of coriander, neither crushed nor ground	1.080	23.968	2.650	46.727
09092200	Seeds of coriander, crushed or ground	3.939	13.145	5.567	33.901
09093200	Seeds of cumin, crushed or ground	2.000	2.573	5.413	8.859
09096110	Seeds of anise, neither crushed nor ground	-	4.202	-	43.131
09096130	Seeds of caraway, neither crushed nor ground	-	100	-	451
09096190	Juniper berries, neither crushed nor ground	90	1.197	21	872
09096210	Seeds of anise, crushed or ground	-	401	-	5.502
09096230	Seeds of caraway, crushed or ground	-	40	-	41

Tabel 3 : Ekspor Indonesia menurut Komoditi (Kode HS 8 digit)

Juni 2023

Kode H S	Uraian golongan barang	Berat bersih (Kg)		Nilai F.O.B. (U S \$)	
		Bulan ini	Kumulatif	Bulan ini	Kumulatif
(1)	(2)	(3)	(4)	(5)	(6)
09096290	Juniper berries, crushed or ground	-	1	-	1
09101100	Ginger, neither crushed nor ground	9.515.799	23.167.025	7.643.905	16.847.348
09101200	Ginger, crushed or ground	55.287	79.782	64.482	225.222
09102000	Saffron	24	462	623	748
09103000	Turmeric (curcuma)	347.953	1.881.966	405.763	1.883.945
09109110	Curry, mixtures referred to in note 1(b) to this chapter	90	6.610	972	23.936
09109190	Spices other than curry, mixtures referred to in note 1(b) to this chapter	60.841	242.368	59.042	357.331
09109910	Thyme, bay leaves	1.880	8.199	8.046	27.927
09109990	Spices, not elsewhere classified in heading 0910, mixtures referred to in note 1(b) to this chapter	418.228	2.071.389	452.357	2.396.798
10039000	Barley, other than seed	480	5.440	161	1.806
10051000	Maize (corn), seed	-	114.823	-	165.450
10059010	Popcorn	2.056	16.919	5.417	34.734
10059091	Maize (corn), other than seed, fit for human consumption	27.960	223.960	23.536	148.247
10059099	Maize (corn), other than seed, not for human consumption	21.500	91.225.333	12.715	28.429.111
10061010	Rice in the husk (paddy or rough), suitable for sowing	-	28.000	-	315.000
10061090	Rice in the husk (paddy or rough), not suitable for sowing	22	27	12	24
10062090	Husked (brown) rice, other than hom mali rice	100	22.218	280	22.346
10063030	Glutinous rice, semi-milled or wholly milled rice, whether or not polished or glazed	-	11.000	-	21.700
10063050	Basmati rice, semi-milled or wholly milled rice, whether or not polished or glazed	-	1	-	1
10063070	Other fragrant rice, semi-milled or wholly milled rice, whether or not polished or glazed	-	9.585	-	15.196
10063099	Semi-milled or wholly milled rice, whether or not polished or glazed, other than hs code 10063030 to 10063091	1.437.800	1.487.251	860.063	907.408
10064010	Broken rice, of a kind used for animal feed	-	2.062	-	4.502
10064090	Broken rice, other than of a kind used for animal feed	-	9	-	12
10079000	Grain sorghum, other than seed	-	3	-	1
10082900	Millet, other than seed	2.360	17.085	1.581	11.426
11010011	Wheat flour, fortified	2.622.650	22.558.887	1.505.113	13.180.293
11010019	Wheat flour, other than fortified	409.438	2.579.937	254.696	1.620.081
11010020	Meslin flour	12.576	33.001	11.607	27.683
11022000	Maize (corn) flour	41.064	398.008	35.930	290.531
11029010	Rice flour	39.391	208.480	31.301	210.667
11029020	Rye flour	-	4.230	-	5.181
11029090	Cereal flours, other than of wheat or meslin, other than rice flour or rye flour	24.015	191.193	39.988	150.230
11031100	Groats and meal of wheat	191	3.088	2	5.302
11031300	Groats and meal of maize (corn)	-	2.250	-	308
11031920	Groats and meal of rice	-	3.520	-	4.156
11031990	Groats and meal of other cereal other than meslin or rice	1	229	1	608
11032000	Cereal pellets	4	61	2	50
11041200	Rolled or flaked grains of oats	1	25	1	112
11041910	Rolled or flaked grains of maize (corn)	4.000	388.388	3.200	184.384
11042200	Other worked grains (for example, hulled, pearled, sliced or kibbled) of oats	-	1	-	1
11042300	Other worked grains (for example, hulled, pearled, sliced or kibbled) of maize (corn)	-	69.812	-	34.823
11043000	Germ of cereals, whole, rolled, flaked or ground	256.500	2.313.900	125.400	1.125.177
11051000	Flour, meal and powder of potatoes	92.033	347.736	60.745	259.493
11052000	Flakes, granules and pellets of potatoes	3	31.421	2	38.492
11062010	Flour, meal and powder of manioc (cassava)	41.516	170.284	13.589	130.026
11062020	Flour, meal and powder of sago	346.170	5.064.458	113.227	1.156.167
11062090	Flour, meal and powder of roots or tubers of heading 0714, other than manioc (cassava)	76.376	517.461	26.666	349.072
11063000	Flour, meal and powder of the products of chapter 8	382.580	2.346.205	1.556.631	9.596.456
11081100	Wheat starch	-	1.050	-	1.103
11081200	Maize (corn) starch	6.845.067	37.605.896	3.367.904	20.074.236
11081300	Potato starch	2	6	3	5
11081400	Manioc (cassava) starch	21.505.784	55.489.507	10.466.065	27.238.122
11081910	Sago starches	494.000	1.339.637	348.320	1.010.474

Tabel 3 : Ekspor Indonesia menurut Komoditi (Kode HS 8 digit)

Juni 2023

Kode H S	Uraian golongan barang	Berat bersih (Kg)		Nilai F.O.B. (U S \$)	
		Bulan ini	Kumulatif	Bulan ini	Kumulatif
(1)	(2)	(3)	(4)	(5)	(6)
11081990	Starches, other than wheat, maize, potato, manioc, and sago	20	424.297	134	301.534
11082000	Inulin	400	400	1.207	1.207
11090000	Wheat gluten, whether or not dried	2	3	2	3
12011000	Soya beans, whether or not broken, seed	22	22	4.653	4.653
12019000	Soya beans, whether or not broken, other than seed	121.300	1.234.196	61.765	524.938
12024100	Ground-nuts, not roasted or otherwise cooked, whether or not shelled or broken, other than seed, in shell	118.058	583.462	229.085	1.184.408
12024200	Ground-nuts, not roasted or otherwise cooked, whether or not shelled or broken, other than seed, shelled, whether or not broken	847	86.791	2.326	88.269
12030000	Copra	3.593.909	19.486.122	2.552.953	14.101.868
12071010	Palm nuts suitable for sowing/planting	882	6.362	164.600	1.037.016
12071030	Kernels	-	313.553	-	125.421
12072100	Cotton seeds, seed	-	144.000	-	77.760
12072900	Cotton seeds, other than seed	461.875	2.002.607	124.976	522.615
12074010	Sesamum seeds, edible	220	295	208	322
12074090	Sesamum seeds, not edible	21.330	59.821	78.528	216.631
12076000	Safflower (carthamus tinctorius) seeds	313	5.840	1.252	18.611
12077000	Melon seeds	-	10	-	4.350
12079950	Fresh fruit bunch of oil palm	120.000	1.420.000	131.761	225.919
12079990	Other oil seeds and oleaginous fruits, other than HS code 12071010 to 12079950, whether or not broken	-	200	-	64
12081000	Flours and meals of soya beans	428	437	1.480	1.497
12089000	Flours and meals of oil seeds or oleaginous fruits, other than those of mustard, other than of soya beans	400	448	1.250	1.297
12092990	Seeds of forage plants, of a kind used for sowing, other than HS code 12092100 to 12092990	64.001	385.015	232.549	846.464
12093000	Seeds of herbaceous plants cultivated principally for their flowers, of a kind used for sowing	55	686	243.334	1.614.033
12099190	Vegetable seeds, other than onion seeds, of a kind used for sowing	30.835	955.041	271.190	2.023.751
12099930	Kenaf seeds, of a kind used for sowing	1	8	100	265
12099990	Seeds, fruit and spores, other than HS code 12099110 to 12099930, of a kind used for sowing	52.004	313.319	161.412	641.377
12102000	Hop cones, ground, powdered or in the form of pellets, lupulin	-	6	-	18
12112090	Ginseng roots, chilled, frozen	511	49.141	23.460	54.377
12119013	Rauwolfia serpentina roots, of a kind used primarily in pharmacy, fresh, chilled, frozen or dried	-	3.733	-	9.340
12119015	Liquorice roots, of a kind used primarily in pharmacy, fresh, chilled, frozen or dried	12	12	32	32
12119017	Plants and parts of plants (incl seeds and fruits), of a kind used primarily in pharmacy, oth than cannabis, rauwolfia serpentina roots, and liquorice roots, fresh/dried, in cut, crushed/powdered form	40	44	6.962	7.174
12119019	Plants and parts of plants (including seeds and fruits), of a kind used primarily in pharmacy, other than HS code 12119011 to 12119018	1.160	153.272	5.043	230.408
12119091	Pyrethrum, in cut, crushed or powdered form, fresh, chilled, frozen or dried	80.000	360.065	94.200	671.855
12119092	Pyrethrum, in other forms, fresh, chilled, frozen or dried	275	11.730	4.400	47.214
12119094	Sandalwood chips, fresh, chilled, frozen or dried	33.948	118.740	132.587	350.122
12119095	Agarwood (gaharu) chips, fresh, chilled, frozen or dried	69.476	702.557	817.291	7.859.440
12119097	Bark of perseia (perseia kurzii kosterm), fresh, chilled, frozen or dried	1.875	16.000	6.416	41.838
12119098	Plants & parts of plants, of a kind used primarily in perfumery/for insecticidal, fungicidal/similar purposes, fresh, chilled, frozen/dried, in cut, crushed/powdered form, oth than HS code 12119091-12119097	391.178	2.290.485	1.060.973	5.608.046

Tabel 3 : Ekspor Indonesia menurut Komoditi (Kode HS 8 digit)

Juni 2023

Kode H S	Uraian golongan barang	Berat bersih (Kg)		Nilai F.O.B. (U S \$)	
		Bulan ini	Kumulatif	Bulan ini	Kumulatif
		(1)	(2)	(3)	(4)
12119099	Plants & parts of plants,of a kind used primarily in perfumery/for insecticidal,fungicidal/similar purposes,fresh,chilled,frozen/dried, in cut,crushed/powdered form, oth than HS code 12119091-12119098	477.841	3.883.668	1.146.231	8.475.432
12122111	Eucheuma spinosum, dried but not ground	1.795.286	9.787.649	1.056.987	6.616.936
12122112	Eucheuma cottonii, dried but not ground	6.971.371	55.616.946	9.832.666	120.913.424
12122113	Gracilaria spp, dried but not ground	3.596.451	22.990.456	2.501.269	18.324.262
12122119	Seaweeds and other algae other than eucheuma spinosum, cottonii, and gracilaria spp, fit for human consumption, dried but not ground	912.510	4.541.853	2.338.307	9.608.729
12122190	Seaweeds and other algae other than eucheuma spinosum, cottonii, and gracilaria spp, fit for human consumption, fresh, chilled, frozen	687.477	5.047.688	561.302	3.975.697
12122911	Seaweeds and other algae, fresh, chilled or dried, of a kind used in pharmacy, not fit for human consumption	-	24.003	-	332.401
12122919	Seaweeds and other algae, fresh, chilled or dried, of a kind used in dyeing, tanning, perfumery, or for insecticidal, fungicidal or similar purposes, not fit for human consumption	867.235	7.441.569	246.645	1.964.988
12122920	Seaweeds and other algae, fresh, chilled or dried, not of a kind not used in dyeing, tanning, perfumery, pharmacy, or for insecticidal, fungicidal or similar purposes, not fit for human consumption	180.285	1.732.776	40.125	977.390
12129100	Sugar beet, fresh, chilled, frozen or dried, whether or not ground	4	9.444	6	8.502
12129200	Locust beans (carob), fresh, chilled, frozen or dried, whether or not ground	2.100	4.275	5.157	10.279
12129390	Sugar cane, fresh, chilled, frozen or dried, whether or not ground, not suitable for planting	102.001	160.564	31.605	38.101
12129400	Chicory roots, fresh, chilled, frozen or dried, whether or not ground	14.500	14.500	16.443	16.443
12129910	Stones and kernels of apricot, peach (including nectarine) or plum, of a kind used primarily for human consumption, not elsewhere specified or included	500	5.191	2.892	16.876
12129990	Fruit stones and kernels other than apricot, peach (including nectarine) or plum, of a kind used primarily for human consumption, not elsewhere specified or included	4.583.600	12.163.629	10.931.971	29.670.193
12130000	Cereal straw and husks, unprepared, whether or not chopped, ground, pressed or in the form of pellets	-	34.303	-	29.195
12149000	Swedes, mangolds, fodder roots, hay, lucerne (alfalfa), clover, sainfoin, forage kale, lupines, vetches and similar forage products, whether or not in the form of pellets	10.100	80.397	4.040	33.520
13012000	Gum arabic	27	537	26	1.382
13019040	Lac	102.140	534.818	565.568	2.655.459
13019090	Natural gums, resins, gum-resins and oleoresins, other than gum arabic and cannabis resins	3.526.141	21.009.536	3.525.519	23.937.501
13021200	Vegetable saps and extracts of liquorice	14.100	14.175	99.917	100.902
13021300	Vegetable saps and extracts of hops	-	80	-	1.239
13021940	Vegetable saps and extracts of pyrethrum or of the roots of plants containing rotenone	3.937	20.328	9.289	55.165
13021950	Japan (or chinese) lacquer (natural lacquer)	-	28.087	-	5.961
13021990	Vegetable saps and extracts, other than HS codes 13021110 to 13021950	84.000	792.349	92.711	534.922
13022000	Pectic substances, pectinates and pectates	1.500	179.926	17.256	357.417
13023100	Agar-agar	55.504	484.113	988.797	7.387.728
13023200	Mucilages and thickeners, whether or not modified, derived from locust beans, locust bean seeds or guar seeds	-	1.000	-	1.490
13023911	Carrageenan, powder, semi-refined	950.515	5.501.504	10.779.795	66.108.253
13023912	Carrageenan, powder, refined	40.212	189.603	938.668	4.755.547
13023913	Carrageenan, alkali treated carrageenan chips (atcc)	30.000	395.402	321.994	4.533.712

Tabel 3 : Ekspor Indonesia menurut Komoditi (Kode HS 8 digit)

Juni 2023

Kode H S	Uraian golongan barang	Berat bersih (Kg)		Nilai F.O.B. (U S \$)	
		Bulan ini	Kumulatif	Bulan ini	Kumulatif
		(1)	(2)	(3)	(4)
13023919	Carrageenan, other than powder and alkali treated carrageenan chips (atcc)	-	12.782	-	169.206
13023990	Mucilages and thickeners, whether or not modified, derived from vegetable products, other than HS code 13023100 to 13023919	8.127	493.120	65.063	6.581.794
14011000	Bamboos, a kind used primarily for plaiting	171.725	1.064.968	179.408	869.889
14019000	Vegetable materials of a kind used primarily for plaiting (for example, reeds, rushes, osier, raffia, cleaned, bleached or dyed cereal straw, and lime bark), other than bamboos and rattans	15.953	230.795	7.168	219.408
14042000	Cotton linters	-	221	-	979
14049020	Vegetable products not elsewhere specified or included, of a kind used primarily in tanning or dyeing	148.185	1.089.106	102.034	655.707
14049030	Kapok	628.579	4.324.037	613.234	3.787.794
14049091	Palm kernel shells	435.283.303	2.492.122.251	52.390.909	288.856.502
14049092	Empty fruit bunch of oil palm	2	3	2	4
14049099	Vegetable products not elsewhere specified or included, other than HS code 14042000 to 14049092	936.194	7.992.674	619.261	4.085.353
15019000	Poultry fat, other than that of heading 0209 or 1503	-	26.277	-	117.938
15021000	Tallow	360	360	2.232	2.232
15030090	Lard oil, oleo-oil and tallow oil, not emulsified or mixed or otherwise prepared	-	23	-	437
15041090	Fish-liver oils and their fractions, other than solid fractions	12.780	12.780	89.709	89.709
15042090	Fats and oils and their fractions of fish, other than liver oils, other than solid fractions	79.328	639.838	226.860	1.621.702
15043000	Fats and oils and their fractions of marine mammals	-	2	-	2
15050010	Lanolin	-	115	-	2.372
15050090	Wool grease and fatty substances derived therefrom excluding lanolin	-	210	-	91
15071000	Crude oil, Soya-bean oil and its fractions, whether or not refined, but not chemically modified, whether or not degummed	-	11	-	10
15079010	Fractions of unrefined soya-bean oil	-	19	-	20
15079020	Refined, bleached and deodorised (rbd) soya-bean oil	-	28	-	30
15079090	Soya-bean oil and its fractions, other than HS code 15071000 to 15079020, whether or not refined, but not chemically modified	2	41	5	427
15081000	Crude oil of ground-nut oil and its fractions, whether or not refined, but not chemically modified	-	9	-	6
15089000	Ground-nut oil and its fractions, other than crude oil, whether or not refined, but not chemically modified	-	2	-	7
15092010	Extra virgin olive oil, in packings of a net weight not exceeding 30 kg	27	191	339	2.373
15092090	Extra virgin olive oil, in packings of a net weight more than 30 kg	82	88	386	445
15093000	Virgin olive oil	-	51	-	449
15099019	Olive oil and its fractions, fractions of unrefined oil, in packings of a net weight more than 30 kg	10	70	336	624
15099099	Olive oil and its fractions, fractions of refined oil, in packings of a net weight more than 30 kg	227	829	565	2.786
15109010	Crude oil, other than crude olive pomace oil, obtained solely from olives, whether or not refined, but not chemically modified, including blends of these oils or fractions with oils or fractions of heading 1509	-	684	-	1.296
15111000	Crude palm oil	503.825.998	1.248.951.604	409.751.743	1.096.816.770
15119020	Refined palm oil	565.778.951	2.782.529.411	467.686.611	2.533.526.214
15119031	Solid fractions of palm oil, refined oil, but not chemically modified, with iodine value 30 or more, but less than 40	212.830.486	1.041.928.994	168.875.744	905.464.338
15119032	Solid fractions of palm oil, refined oil, but not chemically modified, with iodine value exceeding 40	19.537.659	91.402.575	16.002.257	81.856.061
15119036	Liquid fractions of palm oil, refined oil, but not chemically modified, in packing of a net weight not exceeding 25 kg	171.625.685	844.917.791	170.467.463	897.602.978

Tabel 3 : Ekspor Indonesia menurut Komoditi (Kode HS 8 digit)

Juni 2023

Kode H S	Uraian golongan barang	Berat bersih (Kg)		Nilai F.O.B. (U S \$)	
		Bulan ini	Kumulatif	Bulan ini	Kumulatif
(1)	(2)	(3)	(4)	(5)	(6)
15119037	Liquid fractions of palm oil, refined oil, but not chemically modified, with iodine value 55 or more, but less than 60	1.281.618.381	5.767.300.709	1.070.347.015	5.153.986.368
15119039	Liquid fractions of palm oil, refined oil, but not chemically modified, other than hs code 15119036 to 15111037	11.506.022	107.436.556	10.622.107	107.654.981
15119042	Fractions of unrefined palm oil, but not chemically modified, with packing of a net weight not exceeding 25 kg	-	0	-	3
15119049	Fractions of unrefined palm oil, other than solid fractions, but not chemically modified, with packing of a net weight more than 25 kg	3	7.999.675	3	7.119.711
15121910	Fractions of unrefined sunflower-seed oil or safflower oil	-	10	-	65
15121920	Refined sunflower-seed or safflower oil and fractions thereof	-	1	-	1
15121990	Sunflower-seed or safflower oil and fractions thereof, other than HS code 15121100 to 15121920	3	2.431	17	11.534
15122990	Cotton-seed oil and fractions thereof, whether or not refined, but not chemically modified, other than HS code 15122100 to 15122910	-	1	-	2
15131110	Virgin coconut oil	1.127.862	7.790.094	1.303.344	8.040.365
15131190	Crude coconut (copra) oil and its fractions, other than virgin coconut oil, whether or not refined, but not chemically modified	35.154.381	192.779.793	32.743.860	181.511.718
15131910	Fractions of unrefined coconut oil	689.487	2.103.159	816.669	2.577.574
15131990	Coconut (copra) and fractions thereof, other than crude oil and fractions of unrefined oil, whether or not refined, but not chemically modified	34.249.568	192.126.181	34.188.908	204.492.656
15132110	Crude palm kernel oil	1.099.902	19.713.629	978.882	19.606.483
15132190	Crude babassu oil	24	97	8	74
15132991	Solid fractions of refined palm kernel oil	11.146.930	75.981.336	13.291.946	103.901.275
15132994	Palm kernel olein, refined, bleached and deodorised (rbd)	12.022.904	86.223.660	9.756.152	76.790.765
15132995	Palm kernel oil, refined, bleached and deodorised (rbd)	58.091.700	377.302.450	53.949.816	364.287.077
15151900	Linseed oil and its fractions, other than crude oil	16	64	20	272
15152999	Maize (corn) oil, fractions of refined oil, other than solid fractions	-	800	-	5.848
15153090	Castor oil, other than crude oil	-	0	-	0
15155090	Sesame oil and its fractions, other than crude oil and unrefined oil	-	962	-	9.906
15159019	Illipe nut oil, other than crude oil and unrefined oil	-	500	-	7.100
15159021	Tung oil, crude oil	-	3.800	-	27.550
15159091	Other fixed vegetable oils, but not chemically modified, other than HS code 15151100 to 15159039, crude oil	-	15.200	-	21.660
15159099	Other fixed vegetable oils, but not chemically modified, other than HS code 15151100 to 15159039, other than crude oil and unrefined oil	153.612	1.082.687	2.314.670	18.116.809
15161020	Animal fats and oils and their fractions, not further prepared, re-esterified	-	3	-	89
15161090	Animal fats and oils and their fractions, not further prepared, not re-esterified	-	1	-	1
15162014	Vegetable fats and oils and their fractions of coconuts, re-esterified	188.613	2.589.615	509.514	5.356.744
15162019	Vegetable fats and oils and their fractions other than hs code 15162011 to 15162018, re-esterified	836.634	3.510.036	891.735	3.777.373
15162021	Vegetable fats and oils and their fractions of the fruit of the oil palm, crude, re-esterified	-	50	-	244
15162022	Vegetable fats and oils and their fractions of the fruit of the oil palm, other than crude, re-esterified	11.458.997	41.927.060	8.740.474	31.855.179
15162023	Vegetable fats and oils and their fractions of palm kernels, crude, re-esterified	1.165.469	8.383.731	4.055.101	32.038.931
15162024	Vegetable fats and oils and their fractions of palm kernels, refined, bleached and deodorised (RBD), re-esterified	160.400	665.400	323.399	2.292.890
15162026	Vegetable fats and oils and their fractions of palm kernel olein, refined, bleached and deodorised (RBD), re-esterified	40.006	1.632.711	84.937	2.618.587
15162029	Vegetable fats and oils and their fractions other than HS code 15162021 to 15162026, re-esterified, of oil palm	2	2	1	1

Tabel 3 : Ekspor Indonesia menurut Komoditi (Kode HS 8 digit)

Juni 2023

Kode H S	Uraian golongan barang	Berat bersih (Kg)		Nilai F.O.B. (U S \$)	
		Bulan ini	Kumulatif	Bulan ini	Kumulatif
(1)	(2)	(3)	(4)	(5)	(6)
15162031	Vegetable fats and oils and their fractions of ground-nuts, of coconuts, of soya beans, hydrogenated, in flakes	45.015	224.315	58.508	315.731
15162032	Vegetable fats and oils and their fractions of linseed, hydrogenated, in flakes	-	410.000	-	378.306
15162034	Vegetable fats and oils and their fractions of fruit of the oil palm, hydrogenated, in flakes	28.308.172	168.380.561	23.368.318	153.011.329
15162035	Vegetable fats and oils and their fractions of palm kernels, hydrogenated, in flakes	1.042.360	8.724.715	949.226	9.044.258
15162039	Vegetable fats and oils and their fractions other than HS code 15162031 to 15162035, hydrogenated, in flakes	-	23	-	259
15162041	Vegetable fats and oils and their fractions of castor seeds (opal wax), hydrogenated, in other forms	-	40	-	411
15162042	Vegetable fats and oils and their fractions of coconuts, hydrogenated, in other forms	672.617	3.699.711	861.309	5.121.933
15162043	Vegetable fats and oils and their fractions of ground-nuts, hydrogenated, in other forms	200	200	801	801
15162044	Vegetable fats and oils and their fractions of linseed, hydrogenated, in other forms	-	760	-	1.566
15162046	Vegetable fats and oils and their fractions of fruit of the oil palm, hydrogenated, in other forms	24.868.374	136.438.525	22.531.788	125.659.379
15162047	Vegetable fats and oils and their fractions of palm kernels, hydrogenated, in other forms	11.811.522	92.924.735	13.721.529	117.089.228
15162049	Vegetable fats and oils and their fractions other than HS code 15162041-15162048, hydrogenated, in other forms	1.062.700	3.773.655	1.219.122	3.947.294
15162052	Vegetable fats and oils and their fractions of olives, inter-esterified	900.000	900.000	679.624	679.624
15162054	Vegetable fats and oils and their fractions, of ground-nuts of oil palm or coconuts, inter-esterified	9.637.124	44.997.839	8.479.792	41.228.432
15162059	Vegetable fats and oils and their fractions other than HS code 15162051 to 15162054, inter-esterified	1.117.340	4.285.880	1.148.279	4.412.846
15162062	Vegetable fats and oils and their fractions, elaidinised, palm stearin with an iodine value not exceeding 48, refined, bleached and deodorised (RBD)	7	226.836	12	287.384
15162091	Vegetable fats and oils and their fractions, elaidinised, palm stearin with an iodine value exceeding 48	11	2.235.620	31	2.374.727
15162094	Vegetable fats and oils and their fractions of soya beans, elaidinised	924	1.393	2.520	3.548
15162096	Vegetable fats and oils and their fractions, refined, bleached and deodorised (rbd) palm kernel stearin, elaidinised	239.912	3.279.137	392.806	5.329.560
15162098	Vegetable fats and oils and their fractions of ground-nuts, of oil palm or of coconuts, elaidinised	23.580	448.898	96.333	2.139.949
15162099	Vegetable fats and oils and their fractions other than hs code 15162091 to 15162098, elaidinised	51.300	293.378	206.336	1.226.313
15171010	Margarine, excluding liquid margarine, in airtight container for retail sale	5.035.061	27.047.111	5.005.222	27.296.384
15171090	Margarine, excluding liquid margarine, other than in airtight container for retail sale	5.848.188	22.839.943	5.156.009	21.501.945
15179010	Imitation ghee	750.852	4.904.375	915.412	5.716.056
15179020	Liquid margarine	43	27.009	246	46.597
15179030	Edible mixtures or preparations of animal or vegetable fats or oils, of a kind used as mould release preparations	8.400	42.040	14.515	72.552
15179043	Shortening	118.202.249	686.610.443	109.071.749	663.739.520
15179044	Imitation lard	-	2	-	2
15179050	Solid mixtures or preparations of vegetable fats or oils or of their fractions other than imitation ghee, shortening, imitation lard	-	483.100	-	495.667
15179064	Liquid mixtures or preparations of vegetable fats or oils or of their fractions other than liquid margarine, in which other palm oil predominates, in packings of a net weight exceeding 25 kg	460.800	1.612.800	995.813	3.461.414

Tabel 3 : Ekspor Indonesia menurut Komoditi (Kode HS 8 digit)

Juni 2023

Kode H S	Uraian golongan barang	Berat bersih (Kg)		Nilai F.O.B. (U S \$)	
		Bulan ini	Kumulatif	Bulan ini	Kumulatif
		(1)	(2)	(3)	(4)
15179067	Liquid mixtures or preparations of vegetable fats or oils or of their fractions other than liquid margarine, in which soya-bean oil or coconut oil predominates	75	585	71	561
15179068	Liquid mixtures or preparations of vegetable fats or oils or of their fractions other than liquid margarine, in which illipe nut oil predominates	190	44.760	2.300	105.029
15179069	Liquid mixtures or preparations of vegetable fats or oils or of their fractions other than liquid margarine, other than HS code 15179061 to 15179068	9.999.878	37.079.627	8.399.898	33.628.663
15179090	Edible mixtures/preparations of animal, vegetable/microbial fats/oils/of fractions of different fats/oils of this chapter, oth than edible fats and oils/their fractions of head 1516, nec in head 1517	9.383.661	59.978.358	11.673.403	70.702.369
15180032	Inedible mixtures or preparations of the palm oil fruits or of palm oil or palm kernel olein, neutralised, bleached and deodorised (nbd) or refined, bleached and deodorised (rbd)	5.000.000	38.059.912	5.211.750	43.678.971
15180036	Inedible mixtures or preparations of soya beans or coconuts	-	144	-	418
15180037	Inedible mixtures or preparations of cotton seeds	-	5	-	14
15180038	Inedible mixtures or preparations of of the fruit of the oil palm or of palm kernels, other	12.557.118	77.519.696	11.041.701	76.401.299
15180039	Inedible mixtures or preparations of vegetable fats or oils or of fractions of different fats or oils, other than hs code 15180032 to 15180037	1	9	0	9
15180060	Inedible mixtures or preparations of animal fats or oils or of fractions thereof and vegetable fats or oils or fractions thereof	779.000	2.910.890	796.541	3.059.374
15180090	Inedible mixtures or preparations of microbial fats or oils or of fractions of different fats or oils of this chapter, not elsewhere specified or included	-	39.400	-	32.968
15200010	Crude glycerol	64.280.398	394.337.115	19.716.842	116.074.623
15200090	Glycerol waters and glycerol lyes	-	236.394	-	100.013
15211000	Vegetable waxes, whether or not refined or coloured	12.000	12.094	243.000	243.090
15219010	Beeswax and oth insect waxes, whether or not refined or coloured	-	20	-	554
15219020	Spermaceti, whether or not refined or coloured	-	15	-	97
15220010	Degras	99.954	99.958	19.993	19.996
15220090	Residues resulting from the treatment of fatty substances or animal or vegetable waxes	20.002.761	79.961.424	16.505.189	66.461.644
16010010	Sausages and similar products, of meat, meat offal, blood or insects, food preparations based on these products, in airtight containers for retail sale	8.120	33.185	35.843	79.211
16010090	Sausages and similar products, of meat, meat offal, blood or insects, food preparations based on these products, not in airtight containers for retail sale	12.387	29.856	112.578	161.007
16021090	Other prepared or preserved meat, meat offal, blood or insects, homogenised preparation, not containing pork, in airtight container for retail sale	-	203	-	1.633
16023110	Other prepared or preserved meat, meat offal, blood, of turkeys, in airtight containers for retail sale	3	3	2	2
16023210	Chicken curry, in airtight containers for retail sale	212	372	1.065	1.956
16023290	Prepared or preserved of meat,meat offal, blood of fowls of species gallus domesticus, other than chicken curry in airtight container	31.580	64.900	357.093	477.060
16023900	Prepared or preserved meat, meat offal or blood of poultry in heading 0105, other than turkeys and species gallus domesticus	100	165	771	805
16025010	Prepared or preserved meat, meat offal or blood of bovine animals, in airtight containers for retail sale	1.111	21.715	30.910	105.014
16025090	Prepared or preserved meat, meat offal or blood of bovine animals, not in airtight containers for retail sale	9.461	18.028	59.810	123.619
16029090	Other prepared or preserved meat, meat offal, blood or insects, other than HS code 16021010 to 16021920	2.110	30.724	7.106	84.664

Tabel 3 : Ekspor Indonesia menurut Komoditi (Kode HS 8 digit)

Juni 2023

Kode H S	Uraian golongan barang	Berat bersih (Kg)		Nilai F.O.B. (U S \$)	
		Bulan ini	Kumulatif	Bulan ini	Kumulatif
(1)	(2)	(3)	(4)	(5)	(6)
16030010	Extracts and juices of meat	-	1.527	-	6.740
16030090	Extracts and juices of fish or crustaceans, molluscs or other aquatic invertebrates	16.800	173.160	35.181	409.174
16041110	Prepared or preserved salmon, whole or in pieces, but not minced, in airtight containers for retail sale	-	7.383	-	121.173
16041190	Prepared or preserved salmon, whole or in pieces, but not minced, not in airtight containers for retail sale	-	17.385	-	6.085
16041311	Prepared or preserved sardines, whole or in pieces, but not minced, in airtight containers for retail sale	529.145	2.996.255	1.421.677	7.983.754
16041319	Prepared or preserved sardines, whole or in pieces, but not minced, not in airtight containers for retail sale	695.029	3.953.822	1.883.868	10.998.481
16041391	Prepared or preserved sardinella and brisling or sprats, whole or in pieces, but not minced, in airtight containers for retail sale	84.480	143.640	26.572	104.797
16041399	Prepared or preserved sardinella and brisling or sprats, whole or in pieces, but not minced, not in airtight containers for retail sale	10.264	10.264	24.098	24.098
16041411	Prepared or preserved tunas, whole or in pieces, but not minced, in airtight containers for retail sale	3.269.676	23.107.404	16.273.780	112.250.101
16041419	Prepared or preserved skipjack tuna and bonito (sarda spp), whole or in pieces, but not minced, not in airtight containers for retail sale	539.486	3.357.695	2.517.537	14.545.576
16041491	Pre-cooked tunas, not in airtight containers for retail sale	1.020.730	5.985.474	4.613.950	26.016.799
16041499	Prepared or preserved tunas, skipjack tuna and bonito (sarda spp), not in airtight containers for retail sale, other than pre-cooked tunas	225.000	1.677.500	1.121.550	8.000.489
16041510	Prepared or preserved mackerel, whole or in pieces, but not minced, in airtight containers for retail sale	15.018	15.019	72.889	72.890
16041590	Prepared or preserved mackerel, whole or in pieces, but not minced, not in airtight containers for retail sale	5.310	118.392	11.304	379.326
16041610	Prepared or preserved anchovies, whole or in pieces, but not minced, in airtight containers for retail sale	-	24.770	-	101.524
16041690	Prepared or preserved anchovies, whole or in pieces, but not minced, not in airtight containers for retail sale	-	116	-	1.027
16041710	Prepared or preserved eels, whole or in pieces, but not minced, in airtight containers for retail sale	-	20	-	653
16041891	Prepared or preserved shark fins, whole or in pieces, but not minced, in airtight containers for retail sale	2.699	8.597	57.545	166.169
16041899	Prepared or preserved shark fins, whole or in pieces, but not minced, not in airtight containers for retail sale	-	3.471	-	104.049
16041990	Fish, whole or in pieces, but not minced other than hs code 16041110 to 16041930	63.650	244.254	933.686	3.298.506
16042030	Fish ball	14.760	115.556	48.708	395.652
16042040	Fish paste	-	360	-	12.060
16042091	Other prepared or preserved fish other than fish sausage, fish ball, fish paste, in airtight containers for retail sale	32.515	135.280	167.191	665.470
16042099	Other prepared or preserved fish other than fish sausage, fish ball, fish paste, not in airtight containers for retail sale	7.255	35.405	41.153	260.525
16051011	Swimming crabs (crabs of the family portunidae), prepared or preserveed, in airtight containers for retail sale	578.766	2.825.811	17.859.935	76.629.073
16051013	Snow crabs (crabs of the family oregoniidae) prepared or preserveed, in airtight containers for retail sale	51.797	205.979	966.707	5.318.811
16051014	Crab other than swimming crabs, king crabs, and snow crabs, prepared or preserveed, in airtight containers for retail sale	505.502	2.359.715	10.797.516	49.462.751
16051090	Crab, prepared or preserveed, other than in airtight containers for retail sale	329.053	1.616.661	7.851.983	37.930.649
16052100	Shrimps and prawns, prepared or preserveed, not in airtight container	4.097.476	24.650.850	35.240.547	208.262.584
16052920	Shrimp ball	638.552	3.435.503	3.710.445	20.773.168
16052930	Breaded shrimp	641.489	3.573.533	4.902.549	27.208.556
16052990	Shrimps and prawns, prepared or preserveed, in airtight container, other than shrimp ball & breaded shrimp	144.728	838.795	1.580.047	9.521.435

Tabel 3 : Ekspor Indonesia menurut Komoditi (Kode HS 8 digit)

Juni 2023

Kode H S	Uraian golongan barang	Berat bersih (Kg)		Nilai F.O.B. (U S \$)	
		Bulan ini	Kumulatif	Bulan ini	Kumulatif
(1)	(2)	(3)	(4)	(5)	(6)
16053000	Lobster, prepared or preserved	6.395	40.343	34.242	277.843
16054000	Crustacean, other than crab, shrimps, prawns, and lobsters, prepared or preserved	56.339	525.238	1.806.753	15.204.284
16055410	Cuttle fish and squid, prepared or preserved, in airtight containers for retail sale	300	11.764	332	141.890
16055490	Cuttle fish and squid, prepared or preserved, not in airtight containers for retail sale	70.141	292.608	692.723	2.882.432
16055500	Octopus, prepared or preserved	59.072	386.346	869.419	4.927.869
16055600	Clams, cockles and arkshells, prepared or preserved	161.972	864.849	498.759	2.642.845
16055790	Abalone, prepared or preserved, not in airtight containers for retail sale	13.442	56.724	353.401	1.422.574
16055800	Snails, other than sea snails, prepared and preserved	61.509	473.950	333.600	2.540.417
16055900	Mollusc, other than oysters, scallops, mussels, cuttle fish, squid, octopus, clams, cockles, arkshell, abalone, snail, prepared or preserved	7.548	17.843	14.477	52.087
16056100	Sea cucumbers, prepared or preserved	60.669	271.731	835.853	4.665.097
16056300	Jellyfish, prepared or preserved	42.940	241.690	113.490	657.615
16056900	Aquatic invertebrates, other than sea cucumbers, sea urchins, jellyfish, prepared or preserved	-	6.203	-	40.065
17011200	Beet sugar	130	987	81	747
17011300	Cane sugar specified in subheading note 2 to this chapter	50	50	140	140
17011400	Other cane sugar	10.590	100.975	14.218	481.562
17019100	Cane or beet sugars, chemically pure sucrose, in solid form, containing added flavouring or colouring matter	1.500	5.115	427	1.188
17019910	Refined sugar	11.328.500	74.188.798	7.482.889	47.509.874
17019990	Cane or beet sugar and chemically pure sucrose, in solid form, other than raw sugar not containing added flavouring or colouring matter, other than refined sugar	132.236	848.040	226.524	1.554.599
17021100	Lactose and lactose syrup, containing by weight 99 % or more lactose, expressed as anhydrous lactose, calculated on the dry matter	-	60.303	-	71.279
17021900	Lactose and lactose syrup, not containing by weight 99 % or more lactose, expressed as anhydrous lactose, calculated on the dry matter	68.253	377.589	47.888	266.756
17022000	Maple sugar and maple syrup	5.272	5.658	2.576	2.968
17023010	Glucose, not containing fructose or containing in the dry state less than 20 % by weight of fructose	231.003	2.110.510	245.048	2.125.390
17023020	Glucose syrup, not containing fructose or containing in the dry state less than 20 % by weight of fructose	183.453	2.257.509	179.464	2.013.791
17024000	Glucose & glucose syrup, containing in the dry state >= 20 % but < 50 % by weight of fructose, excluding invert sugar	-	14	-	57
17026020	Fructose syrup, containing in the dry state more than 50 % by weight of fructose, excluding invert sugar	35.900	658.520	27.764	343.997
17029019	Maltose and maltose syrups, other than chemically pure maltose	25.000	168.681	19.139	158.693
17029020	Artificial honey, whether or not mixed with natural honey	2.639	43.480	10.355	113.318
17029030	Flavoured or colour sugars (excl maltose)	44.106	692.965	91.439	1.338.657
17029040	Caramel	694	11.966	2.512	43.250
17029051	Coconut sap sugar	495.814	2.086.514	996.406	4.193.306
17029059	Palm sugar other than coconut sap sugar	251	4.382	1.063	3.843
17029091	Sugar syrups	13.970	131.514	13.265	151.535
17029099	Other sugar, including invert sugar and other sugar and sugar syrup blends containing in the dry state 50 % by weight of fructose, other than HS code 17029011 to 17029091	2.184.438	14.204.975	3.960.310	23.055.931
17031010	Cane molasses, containing added flavouring or colouring matter	4.560	6.652	1.014	1.188
17031090	Cane molasses, not containing added flavouring or colouring matter	87.121.330	277.186.773	14.565.329	44.980.013
17039010	Molasses other than cane molasses, resulting from the extraction or refining of sugar, containing added flavouring or colouring matter	-	123.494	-	26.661

Tabel 3 : Ekspor Indonesia menurut Komoditi (Kode HS 8 digit)

Juni 2023

Kode H S	Uraian golongan barang	Berat bersih (Kg)		Nilai F.O.B. (U S \$)	
		Bulan ini	Kumulatif	Bulan ini	Kumulatif
(1)	(2)	(3)	(4)	(5)	(6)
17039090	Molasses other than cane molasses, resulting from the extraction or refining of sugar, not containing added flavouring or colouring matter	68.318	396.780	325.554	1.896.626
17041000	Chewing gum, whether or not sugar-coated	112.161	590.277	422.311	2.479.223
17049010	Medicated pastilles and drops, not containing cocoa	4.436	68.043	71.201	641.818
17049020	White chocolate, not containing cocoa	151.687	750.483	517.106	2.370.588
17049091	Sugar confectionery other than chewing gum, medicated pastilles and drops, and white chocolate, not containing cocoa, soft, containing gelatin	1.310.847	7.337.923	5.629.336	31.025.010
17049099	Sugar confectionery other than chewing gum, medicated pastilles and drops, and white chocolate, not containing cocoa, other than soft, containing gelatin	3.080.809	16.701.050	8.720.220	46.873.554
18010010	Cocoa beans, whole or broken, raw or roasted, fermented	81.456	479.626	271.894	1.501.511
18010090	Cocoa beans, whole or broken, raw or roasted, not fermented	1.525.860	9.003.807	4.739.173	25.554.314
18020000	Cocoa shells, husks, skins and other cocoa waste	584.064	1.971.331	72.742	236.159
18031000	Cocoa paste, not defatted	786.106	5.436.645	3.726.966	24.821.246
18032000	Cocoa paste, wholly or partly defatted	3.871.124	19.652.028	9.925.858	50.530.552
18040000	Cocoa butter, fat and oil	13.749.356	73.620.440	60.153.432	309.869.898
18050000	Cocoa powder, not containing added sugar or other sweetening matter	8.996.729	51.409.107	21.608.726	130.690.261
18061000	Cocoa powder, containing added sugar or other sweetening matter	18.156	860.473	30.354	747.612
18062010	Chocolate confectionery in blocks, slabs or bars weighing more than 2 kg	607.247	3.731.453	1.669.933	9.498.587
18062090	Chocolate, liquid,paste,granular or other bulk form in containers or immediate packings, of a content exceeding 2 kg	254.729	1.263.662	673.733	3.420.165
18063100	Chocolate and other food preparations containing cocoa, filled, in blocks, slabs, bars, weight ≤ 2kg	68.873	274.298	537.001	1.990.283
18063200	Chocolate and other food preparations containing cocoa, not filled, in blocks, slabs, bars, weight ≤ 2kg	25.297	149.688	149.256	729.056
18069010	Chocolate confectionery in tablets or pastilles	85.357	518.376	390.103	2.830.029
18069030	Food preparations of flour, meal, starch or malt extract, containing 40 % or more but not exceeding 50 % by weight of cocoa calculated on a totally defatted basis	110	10.977	126	84.124
18069040	Food preparations of goods of headings 0401 to 0404, containing 5 % or more but not exceeding 10 % by weight of cocoa calculated on a totally defatted basis, specially prepared for infants or young children, not put up for retail sale	45	254	315	3.019
18069090	Chocolate and other food preparation containing cocoa, other than HS code 18061000 to 18069040	538.186	4.424.220	1.782.040	13.571.105
19011010	Preparations suitable for infants or young children, put up for retail sale, of malt extract	-	146.455	-	816.061
19011020	Preparations suitable for infants or young children, put up for retail sale, of goods of headings 0401 to 0404	508.042	3.493.118	2.199.991	14.723.771
19011030	Preparations suitable for infants or young children, put up for retail sale, of soya-bean powder	1.137	130.192	7.739	520.714
19011091	Medical foods, preparations suitable for infants or young children, put up for retail sale	14	18	406	497
19011092	Food preparations of flour, groats, meal, starch, for children age over 1 year but not exceeding 3 years, for retail sale, other than HS code 19011010 to 19011091	92	368	1.771	21.260
19011099	Food preparations of flour, groats, meal, starch, suitable for infants or young children, put up for retail sale, other than HS code 19011010 to 19011092	480.404	3.194.289	2.363.717	14.786.861
19012010	Mixes and doughs for the preparation of bakers' wares of heading 1905, of flour, groats, meal, starch or malt extract, not containing cocoa	306.374	1.447.758	625.657	3.010.052

Tabel 3 : Ekspor Indonesia menurut Komoditi (Kode HS 8 digit)

Juni 2023

Kode H S	Uraian golongan barang	Berat bersih (Kg)		Nilai F.O.B. (U S \$)	
		Bulan ini	Kumulatif	Bulan ini	Kumulatif
		(1)	(2)	(3)	(4)
19012020	Mixes and doughs for the preparation of bakers' wares of heading 1905, of flour, groats, meal, starch or malt extract, containing cocoa	100	319	345	899
19012030	Mixes and doughs for the preparation of bakers' wares of heading 1905, other than HS code 19012010 to 19012020, not containing cocoa	135.569	827.095	300.099	1.929.118
19012040	Mixes and doughs for the preparation of bakers' wares of heading 1905, other than HS code 19012010 to 19012020, containing cocoa	7.558	18.503	17.413	49.060
19019019	Food preparations suitable for infants or young children, not put up for retail sale, other than medical foods	22.684	142.605	117.791	615.374
19019020	Malt extract	79.083	155.064	627.864	1.179.072
19019031	Filled milk, of goods of heading 0401 to 0404	4.558.443	13.636.428	4.881.573	14.882.545
19019032	Food preparation of goods of heading 0401 to 0404, containing cocoa powder, other than filled milk	166.139	211.337	605.168	774.184
19019039	Food preparation of goods of heading 0401 to 0404, not containing cocoa powder, other than filled milk	524.772	1.330.924	1.805.054	4.444.362
19019041	Other soya-based preparations in powder form	877	4.075	5.896	40.179
19019049	Other soya-based preparations in other forms	6.804	36.849	45.310	286.219
19019091	Medical foods, preparations not suitable for infants or young childrens	1	1	24	24
19019099	Food preparations not suitable for infants or young childrens, other than medical food	1.416.528	9.472.444	3.323.736	20.555.496
19021100	Uncooked pasta, not stuffed or otherwise prepared, containing eggs	6.221	106.166	9.248	146.351
19021920	Rice vermicelli (including bee hoon), uncooked pasta, not stuffed or otherwise prepared, not containing eggs	13.668	70.882	17.568	84.903
19021930	Transparent vermicelli, uncooked pasta, not stuffed or otherwise prepared, not containing eggs	-	50	-	50
19021940	Other noodles, uncooked pasta, not stuffed or otherwise prepared, not containing eggs	349.225	2.011.756	388.179	1.951.617
19021990	Uncooked pasta, not stuffed or otherwise prepared, not containing eggs, other than HS code 19021920 to 19021940	2.101.293	11.576.687	2.507.477	13.976.957
19022010	Stuffed pasta with meat or meat offal, whether or not cooked or otherwise prepared	-	18.925	-	13.080
19022030	Stuffed pasta with fish, crustaceans or molluscs, whether or not cooked or otherwise prepared	583	583	1.613	1.613
19022090	Stuffed pasta whether or not cooked or otherwise prepared, other than stuffed with meat or meat offal, fish, crustaceans or molluscs	1.998	36.560	7.303	149.903
19023020	Rice vermicelli (including bee hoon), cooked or otherwise prepared, other than stuffed	4.400	42.027	6.171	74.994
19023030	Transparent vermicelli, cooked or otherwise prepared, other than stuffed	10.341	65.405	26.037	144.757
19023040	Instant noodles, whether or not cooked or otherwise prepared, other than stuffed	14.056.044	78.306.880	28.180.261	156.594.700
19023090	Cooked pasta, not stuffed, other than rice vermicelli, transparent vermicelli, instant noodles	1.277.290	6.937.559	4.818.797	25.862.302
19024000	Couscous	-	5	-	5
19030000	Tapioca and substitutes therefor prepared from starch, in the form of flakes, grains, pearls, siftings or in similar forms	1.056.521	5.678.635	831.655	4.369.428
19041010	Prepared food obtained by the swelling or roasting of cereals or cereal products, containing cocoa	11.784	77.719	43.064	276.678
19041090	Prepared food obtained by the swelling or roasting of cereals or cereal products, not containing cocoa	159.630	847.010	635.903	3.528.624
19042010	Prepared foods obtained from unroasted cereal flakes	17.444	100.474	29.145	313.329
19042090	Prepared foods obtained from mixtures of unroasted cereal flakes and roasted cereal flakes or swelled cereals	40.916	576.175	107.256	1.067.606
19043000	Bulgur wheat	4.630	4.944	31.169	32.705
19049010	Rice preparations, including pre-cooked rice	3.806	39.072	1.755	74.851

Tabel 3 : Ekspor Indonesia menurut Komoditi (Kode HS 8 digit)

Juni 2023

Kode H S	Uraian golongan barang	Berat bersih (Kg)		Nilai F.O.B. (U S \$)	
		Bulan ini	Kumulatif	Bulan ini	Kumulatif
(1)	(2)	(3)	(4)	(5)	(6)
19049090	Cereals (other than maize (corn)), in grain form or in the form of flakes or other worked grains (except flour, groats and meal), pre-cooked or otherwise prepared, not elsewhere specified or included	310.163	1.481.243	967.020	3.856.010
19051000	Crispbread, whether or not containing cocoa	137.714	583.243	189.455	951.795
19052000	Gingerbread and the like, whether or not containing cocoa	-	130	-	484
19053110	Sweet biscuits, not containing cocoa	5.441.573	33.159.105	14.297.213	89.036.259
19053120	Sweet biscuits, containing cocoa	5.800.124	35.521.372	13.704.077	82.675.917
19053210	Waffles	256.470	1.314.550	1.354.710	6.074.211
19053220	Wafers	8.614.112	74.971.892	24.443.451	198.820.521
19054010	Rusks, toasted bread and similar toasted products, not containing added sugar, honey, eggs, fats, cheese or fruit	11.817	12.304	20.555	22.252
19054090	Rusk, toasted bread & similar toasted product, containing added sugar, honey, eggs, fats, cheese or fruit	59.886	576.100	131.747	934.446
19059010	Unsweetened teething biscuits	461.640	3.233.495	1.130.118	8.038.385
19059020	Unsweetened biscuits, other than teething biscuits	104.468	610.175	188.931	1.044.293
19059030	Cakes	32.921	181.245	120.883	637.340
19059040	Pastries	20.442	366.414	103.017	769.015
19059050	Flourless bakers' wares	510	9.026	597	16.697
19059070	Communion wafers, sealing wafers, rice paper and similar products	271	287.539	2.519	828.882
19059080	Other crisp savoury food products	589.148	3.435.933	1.256.192	6.911.755
19059090	Bread,pastry,cakes,biscuits&oth bakers' wares, w.o.n containing cocoa, communion wafers,empty cachets suitable for pharmaceutical use,sealing wafers, rice paper&similar products, nec in head 1905	916.842	7.050.311	2.138.788	15.612.406
20011000	Cucumbers and gherkins, prepared or preserved by vinegar or acetic acid	-	13.862	-	22.730
20019010	Onions, prepared or preserved by vinegar or acetic acid	-	53	-	200
20019090	Vegetables, fruit, nuts and other edible parts of plants other than cucumbers and gherkins, onions, prepared or preserved by vinegar or acetic acid	874	4.214	1.920	10.028
20029010	Tomato paste	-	12.240	-	13.064
20031000	Mushrooms of the genus agaricus, prepared or preserved othwise than by vinegar or acetic acid	418.071	2.012.097	800.598	3.870.991
20039090	Mushrooms other than mushrooms of the genus agaricus, prepared or preserved othwise than by vinegar or acetic acid	7.956	74.107	43.953	343.824
20041000	Potatoes, prepared or preserved otherwise than by vinegar or acetic acid, frozen, other than products of heading 2006	-	3.606	-	21.836
20049010	Other vegetables and mixtures of vegetables, prepared or preserved otherwise than by vinegar or acetic acid, frozen, other than products of heading 2006, suitable for infants or young children	2.136	4.408	3.916	8.911
20049090	Other vegetables and mixtures of vegetables, prepared or preserved otherwise than by vinegar or acetic acid, frozen, other than products of heading 2006, not suitable for infants or young children	28.097	332.996	98.533	1.038.293
20052011	Potatoes, prepared or preserved otherwise than by vinegar or acetic acid, not frozen, other than products of heading 2006, in sticks form, in airtight containers for retail sale	4.632	30.136	25.521	179.853
20052091	Potatoes, prepared or preserved otherwise than by vinegar or acetic acid, not frozen, other than products of heading 2006, not in sticks form, in airtight containers for retail sale	-	10	-	24
20052099	Potatoes, prepared or preserved otherwise than by vinegar or acetic acid, not frozen, other than products of heading 2006, not in sticks form, not in airtight containers for retail sale	81	17.953	125	106.870
20054000	Peas (pisum sativum), prepared or preserved otherwise than by vinegar or acetic acid, not frozen, other than products of heading 20.06	216	1.404	1.331	8.149

Tabel 3 : Ekspor Indonesia menurut Komoditi (Kode HS 8 digit)

Juni 2023

Kode H S	Uraian golongan barang	Berat bersih (Kg)		Nilai F.O.B. (U S \$)	
		Bulan ini	Kumulatif	Bulan ini	Kumulatif
(1)	(2)	(3)	(4)	(5)	(6)
20055100	Beans,shelled, prepared or preserved otherwise than by vinegar or acetic acid, not frozen,other than products of heading 20.06	960	2.424	2.279	5.282
20055990	Beans, not shelled, prepared or preserved otherwise than by vinegar or acetic acid, not frozen,other than products of heading 2006, not in airtight containers for retail sale	118	2.667	449	10.765
20057000	Olives, prepared or preserved otherwise than by vinegar or acetic acid, not frozen, other than products of heading 2006	2	2	9	9
20058000	Sweet corn (zea mays var saccharata), prepared or preserved otherwise than by vinegar or acetic acid, not frozen, other than products of heading 2006	-	1.032	-	3.937
20059100	Bamboo shoots, prepared or preserved otherwise than by vinegar or acetic acid, not frozen, other than products of heading 2006	-	396	-	240
20059990	Other vegetables and mixtures of vegetables, prepared or preserved otherwise than by vinegar or acetic acid, not frozen, other than products of heading 2006, not in airtight containers for retail sale	107.707	837.615	124.943	1.019.233
20060000	Vegetables, fruit, nuts, fruit-peel and other parts of plants, preserved by sugar (drained, glace or crystallised)	600	43.131	930	8.862
20071000	Jams, fruit jellies, marmalades, fruit or nut purée and fruit or nut pastes, obtained by cooking, whether or not containing added sugar or other sweetening matter, homogenised preparations	44.304	149.946	81.754	276.668
20079100	Jams, fruit jellies, marmalades, fruit or nut purée and fruit or nut pastes, obtained by cooking, w.o.n containing added sugar or other sweetening matter, not homogenised preparations, citrus fruit	105	8.665	483	3.694
20079910	Fruit pastes other than of mangoes, pineapples or strawberries	410	33.193	4.129	131.056
20079920	Jams and fruit jellies	18.252	65.822	13.086	61.394
20079990	Fruit pastes of mangoes, pineapples, strawberries, marmalades, fruit or /nut purée and fruit/nut pastes, obtained by cooking, w.o.n cont added sugar/other sweetening matter, not homogenised preparations	316.076	2.492.990	977.547	8.834.993
20081110	Ground nuts, roasted	106.084	488.337	395.426	1.739.826
20081120	Peanut butter	16.010	92.885	47.859	271.527
20081190	Ground nuts, otherwise prepared or preserved whether or not containing added sugar or other sweetening matter or spirit, other than roasted and peanut butter	68.229	364.824	194.621	1.378.002
20081910	Cashew nut, including mixture, otherwise prepared or preserved whether or not containing added sugar or other sweetening matter or spirit	4.389	54.458	52.220	592.380
20081991	Nuts, ground-nuts and other seeds, other than ground nut&cashew nut, w.o.n mixed together, w.o.n containing added sugar/other sweetening matter or spirit, not elsewhere specified/included, roasted	279	30.553	1.320	78.172
20081999	Nuts, ground-nuts and other seeds, other than ground nut&cashew nut, w.o.n mixed together, w.o.n containing added sugar/other sweetening matter or spirit, not elsewhere specified/included, not roasted	129.453	828.981	454.235	1.913.477
20082010	Pineapples, otherwise prepared or preserved, whether or not containing added sugar or other sweetening matter or spirit, not elsewhere specified or included, in airtight containers for retail sale	5	437	6	1.700
20082090	Pineapples, otherwise prepared or preserved, whether or not containing added sugar or other sweetening matter or spirit, not elsewhere specified or included, not in airtight containers for retail sale	14.214.637	89.458.433	15.615.678	101.245.961
20083090	Citrus fruits, otherwise prepared or preserved, not containing added sugar or other sweetening matter or spirit	12	1.787	60	1.599

Tabel 3 : Ekspor Indonesia menurut Komoditi (Kode HS 8 digit)

Juni 2023

Kode H S	Uraian golongan barang	Berat bersih (Kg)		Nilai F.O.B. (U S \$)	
		Bulan ini	Kumulatif	Bulan ini	Kumulatif
(1)	(2)	(3)	(4)	(5)	(6)
20085000	Apricots, otherwise prepared or preserved whether or not contain sugar or sweetening matter or spirit	-	8	-	12
20086090	Cherries, otherwise prepared or preserved, not containing added sugar or other sweetening matter or spirit	-	73	-	599
20089100	Palm hearts, otherwise prepared or preserved whether or not contain sugar or sweetening matter	18.720	18.720	10.858	10.858
20089710	Mixtures of stems, roots and other edible parts of plants,not including fruitsor nuts whether or not containing added sugar or other sweetening matter or spirit	3.348	48.042	6.092	76.273
20089720	Mixtures fruit and nuts other than those of subheading 200819, containing added sugar or other sweetening matter or spirit	562.849	3.328.157	728.581	4.102.552
20089790	Mixtures fruit and nuts other than those of subheading 200819, not containing added sugar or other sweetening matter or spirit	118	18.868	291	21.880
20089910	Lychees, otherwise prepared or preserved, whether or not containing added sugar or other sweetening matter or spirit	2.700	2.700	12.865	12.865
20089930	Stems, roots and other edible part of plant,not including fruit or nut, otherwise prepared or preserved whether or not contain sugar or sweetening matter	36.000	196.565	25.880	134.115
20089940	Fruit, nuts and other edible parts of plants other than HS code 20089100 to 20089930, otherwise prepared or preserved, not elsewhere specified or included, containing sugar or sweetening matter	18.144	84.312	20.629	96.077
20089990	Fruit, nuts and other edible parts of plants other than HS code 20089100 to 20089930, otherwise prepared or preserved, not elsewhere specified or included, not containing sugar or sweetening matter	1.017.789	5.991.040	1.647.851	10.920.995
20091900	Orange juice, not frozen, of a brix value exceeding 20	6.427	117.310	18.580	194.359
20092900	Grapefruit (including pomelo) juice, of a brix value exceeding 20	4.638	40.254	19.397	153.399
20093100	Juice of any other single citrus fruit, of a brix value not exceeding 20	-	75.060	-	146.367
20093900	Juice of any other single citrus fruit, of a brix value exceeding 20	5.600	6.707	31.150	31.718
20094100	Pineapple juice, of a brix value not exceeding 20	12	116.112	16	88.966
20094900	Pineapple juice, of a brix value exceeding 21	2.143.903	13.984.032	4.977.483	32.432.924
20096900	Grape juice (including grape must), of a brix value exceeding 30	124	713	312	1.358
20097900	Apple juice, of a brix value exceeding 20	11.842	44.497	6.985	56.626
20098190	Cranberry (vaccinium macrocarpon, vaccinium oxycoccos) juice, lingonberry (vaccinium vitis-idaea) juice, not suitable for infants or young children	-	357	-	558
20098910	Blackcurrant juice	-	16.803	-	18.821
20098920	Coconut water	452.268	1.357.146	211.602	705.161
20098930	Coconut water concentrate	456.000	2.575.980	1.288.246	7.173.412
20098940	Mango juice concentrate	768	837	647	846
20098999	Juice of any other single fruit, nut or vegetable, other than HS code 20098110 to 20098940, not suitable for infants or young children	575.237	1.940.565	588.692	2.046.328
20099091	Mixtures of juices, not suitable for infants or young children, ready for immediate consumption	11.934	113.704	73.671	322.033
20099099	Mixtures of juices, not suitable for infants or young children, not ready for immediate consumption	5.954	23.290	32.389	136.389
21011111	Instant coffee, in packings of a net weight not less than 20 kg	7.373.724	42.637.274	21.711.945	133.625.517
21011119	Instant coffee, in packings of a net weight more than 20 kg	179.530	615.640	1.160.053	3.481.850
21011190	Extracts, essences and concentrates of coffee, other than instant coffee	101.478	1.200.229	568.674	6.600.358
21011210	Mixtures in paste form with a basis of ground roasted coffee, containing vegetable fats	2.200	25.757	30.175	124.422

Tabel 3 : Ekspor Indonesia menurut Komoditi (Kode HS 8 digit)

Juni 2023

Kode H S	Uraian golongan barang	Berat bersih (Kg)		Nilai F.O.B. (U S \$)	
		Bulan ini	Kumulatif	Bulan ini	Kumulatif
(1)	(2)	(3)	(4)	(5)	(6)
21011291	Coffee preparation with a basis of extracts, essences or concentrate containing added sugar, whether or not containing creamer	7.878.547	44.627.500	25.305.256	139.611.332
21011292	Coffee preparation with a basis of ground roasted coffee containing added sugar, whether or not containing creamer	17.547	95.503	47.246	236.782
21011299	Preparations with a basis of extracts, essences or concentrates or with a basis of coffee, other than HS code 21011210 to 21011292	812.422	3.510.875	2.359.772	10.398.094
21012020	Tea extracts for the manufacture of tea preparations, in powder form	10.519	38.241	23.519	98.915
21012030	Preparations of tea consisting of a mixture of tea, milk powder and sugar	70.072	296.582	276.014	1.099.715
21012090	Extracts, essences and concentrates, of tea or maté, and preparations with a basis of these extracts, essences or concentrates or with a basis of tea or maté, other than HS code 21012020 to 21012030	149.465	665.795	275.878	1.295.081
21013000	Roasted chicory and oth roasted coffee substitutes, and extracts, essences and concentrates thereof	35.103	105.174	27.218	94.934
21021000	Active yeasts	1.441	40.780	3.343	59.531
21022010	Inactive yeasts, other single-cell micro-organisms, dead, of a kind used in animal feeding	1.726.504	6.891.515	928.623	3.362.520
21022090	Inactive yeasts, other single-cell micro-organisms, dead, of a kind not used in animal feeding	100.324	621.317	47.637	273.987
21023000	Prepared baking powders	13.419	76.525	31.424	254.960
21031000	Soya sauce	1.667.127	8.375.176	2.546.936	12.687.129
21032000	Tomato ketchup and oth tomato sauces	152.131	793.323	192.812	904.078
21033000	Mustard flour and meal and prepared mustard	18.019	82.043	45.676	202.497
21039011	Chilli sauce	775.657	4.266.797	1.503.029	8.224.432
21039012	Fish sauce	-	25	-	51
21039013	Sauces other than chilli sauce or fish sauce	82.961	617.043	229.400	1.790.098
21039019	Sauces and preparations therefor, other than HS code 21039011 to 21039013	3.807.004	20.948.213	18.772.068	101.032.680
21039021	Shrimp paste including belachan (blachan)	495.651	1.593.164	416.104	2.017.263
21039029	Mixed condiments and mixed seasonings, other than shrimp paste	138.041	991.356	608.811	4.175.019
21041019	Soups and broths and preparations therefor, containing meat, not suitable for infants or young children	7.409	18.014	21.415	53.741
21041099	Soups and broths and preparations therefor, not containing meat, not suitable for infants or young children	24.646	174.443	74.799	514.119
21042019	Homogenised composite food preparation, containing meat, not suitable for infants or young children	-	94	-	136
21042099	Homogenised composite food preparation, not containing meat, not suitable for infants or young children	1.925	19.492	11.649	58.196
21050000	Ice cream and other edible ice, whether or not containing cocoa	2.995.550	23.594.902	5.080.852	40.059.252
21061000	Protein concentrates and textured protein substances	13	9.080	156	53.819
21069011	Dried bean curd and dried bean curd stick	1.000	52.770	2.479	158.238
21069012	Fresh soybean curd (tofu)	4.100	13.566	15.121	49.674
21069019	Beancurd, other than dried bean curd, dried bean curd stick, fresh soybean curd (tofu)	167.951	677.809	210.206	899.054
21069020	Powdered alcohol	180	181	510	515
21069030	Non-dairy creamer	4.992.830	17.550.468	10.151.897	35.063.325
21069041	Autolysed yeast extracts, in powder form	12.023	30.448	56.951	172.140
21069049	Autolysed yeast extracts, other than in powder form	408.811	1.459.683	417.659	1.499.349
21069053	Non-alcoholic preparations of a kind used for the making or for the manufacture of beverages, ginseng based products	7.560	24.223	13.068	60.220
21069054	Non-alcoholic preparations of a kind used for the making or for the manufacture of beverages, other preparations of a kind used as raw material for the manufacture of composite concentrates	1.545.300	12.297.451	2.486.974	19.812.452

Tabel 3 : Ekspor Indonesia menurut Komoditi (Kode HS 8 digit)

Juni 2023

Kode H S	Uraian golongan barang	Berat bersih (Kg)		Nilai F.O.B. (U S \$)	
		Bulan ini	Kumulatif	Bulan ini	Kumulatif
(1)	(2)	(3)	(4)	(5)	(6)
21069055	Non-alcoholic preparations of a kind used for the making or for the manufacture of beverages, composite concentrates for simple dilution with water to make beverages	3.283.906	19.037.932	6.648.071	39.160.422
21069059	Non-alcoholic preparations of a kind used for the making or for the manufacture of beverages, other than HS code 21069053 to 21069055	415.758	1.663.206	1.741.554	6.322.270
21069062	Preparations of a kind used as raw material for the manufacture of alcoholic beverage, in other form	-	12.841	-	51.875
21069067	Alcoholic preparations, of a kind used for the manufacture of alcoholic beverages, in other forms	-	8	-	6
21069069	Alcoholic preparations of a kind used for the making or for the manufacture of beverages, other than HS code 21069061-21069067	-	17	-	7
21069071	Food supplements based on ginseng	315	630	7.200	14.400
21069072	Food supplements, other than based on ginseng	204.528	2.056.328	2.560.043	28.455.577
21069073	Fortificant premixes	-	101	-	82
21069081	Food preparations for lactase deficient infants or young children	10.342	37.734	89.553	318.160
21069089	Food preparations for use by infants or young children, other than preparations for lactase deficient infants or young children	13.421	65.613	52.734	299.246
21069091	Food preparation, mixtures of chemicals with foodstuffs or other substances with nutritive value, of a kind used for food processing	103.458	692.991	303.644	2.316.555
21069092	Flavoured or coloured syrups	57.423	596.091	71.084	529.637
21069093	Coconut milk, whether or not powdered	10.695.855	69.368.026	15.455.806	100.217.170
21069095	Seri kaya	720	4.676	3.194	22.064
21069096	Other medical foods	60.738	388.028	753.758	4.114.884
21069097	Tempeh	117.687	366.213	368.700	1.173.784
21069098	Other flavouring preparations	499.268	2.158.124	2.843.552	14.405.939
21069099	Food preparations not elsewhere specified or included, other than HS code 21061000 to 21069098	5.182.873	24.334.448	9.789.731	46.165.327
22011010	Mineral waters	11.000.494	47.988.301	1.888.983	6.323.541
22011020	Aerated waters	6.336	55.696	4.540	13.111
22019010	Ice and snow	-	30	-	80
22019090	Waters, not containing added sugar or other sweetening matter nor flavoured, other than mineral waters, aerated waters, ice and snow	6.917	26.357	1.998	7.521
22021020	Energy drink whether or not aerated	63.255	288.850	52.616	116.397
22021030	Other sparkling mineral waters or aerated waters, flavoured	681.677	2.861.676	459.542	1.902.871
22021090	Waters, containing added sugar or other sweetening matter or flavoured, other than HS code 22021020 to 22021030	1.483.851	15.424.048	1.502.970	11.879.212
22029100	Non-alcoholic beer	793	4.833	6.567	34.673
22029910	Flavoured uht milk based drinks	369.746	1.099.286	453.090	1.396.935
22029920	Soya milk drinks	-	2.567	-	1.704
22029930	Coconut water based drinks	488.929	3.115.643	393.929	2.429.915
22029940	Coffee based drinks or coffee flavoured drinks	64.846	6.053.944	67.111	5.846.829
22029950	Non-aerated beverages ready for immediate consumption without dilution, other than hs 2202.91.00-2202.99.40	4.853.814	27.022.854	2.601.478	13.920.780
22029990	Other non-alcoholic beverages, not including fruit, nut or vegetable juices of heading 2009	1.677.115	7.971.501	4.520.020	15.963.528
22030011	Stout or porter, of an alcoholic strength by volume not exceeding 5.8 % vol	-	8	-	11
22030019	Stout or porter, of an alcoholic strength by volume exceeding 5.8 % vol	19.876	287.472	27.200	352.999
22030091	Beer made from malt other than stout or porter, including ale, of an alcoholic strength by volume not exceeding 5.8 % vol	22.570	126.228	11.752	65.339
22030099	Beer made from malt other than stout or porter, including ale, of an alcoholic strength by volume exceeding 5.8 % vol	984.083	5.201.967	763.264	4.095.248
22041000	Sparkling wine	2.470	17.980	40.511	118.406

Tabel 3 : Ekspor Indonesia menurut Komoditi (Kode HS 8 digit)

Juni 2023

Kode H S	Uraian golongan barang	Berat bersih (Kg)		Nilai F.O.B. (U S \$)	
		Bulan ini	Kumulatif	Bulan ini	Kumulatif
(1)	(2)	(3)	(4)	(5)	(6)
22042111	Wine, of an alcoholic strength by volume not exceeding 15 % vol, in container holding 2 l or less	134	149	2.091	2.099
22042122	Grape must with fermentation prevented or arrested by the addition, of an alcoholic strength by volume exceeding 15 % vol, in containers holding 2 l or less	-	29	-	17
22042922	Grape must with fermentation prevented or arrested by the addition, of an alcoholic strength by volume exceeding 15 % vol, in container holding>10 l	-	2.700	-	13.219
22060010	Cider or perry	-	27.060	-	29.267
22060039	Coconut palm toddy, other than in container holding 2 l or less	-	3.218	-	1.105
22060050	Mead	-	1	-	35
22060060	Wines obtained by the fermentation of vegetables juices or of fruit juices, other than juice of fresh grapes	-	8	-	104
22060099	Other fermented beverages, mixtures of fermented beverages and mixtures of fermented beverages and non-alcoholic beverages, not elsewhere specified or included, other than HS code 22060010 to 22010091	10	40	15	78
22071000	Undenatured ethyl alcohol of an alcoholic strength by volume of 80 % vol or higher	3.082.389	20.312.709	3.639.168	23.961.046
22072011	Denatured ethyl alcohol of an alcoholic strength by volume exceeding 99 % vol	-	15.600	-	28.454
22072019	Denatured ethyl alcohol of an alcoholic strength by volume not exceeding 99 % vol	26.240	144.651	43.040	225.231
22082090	Spirits obtained by distilling grape wine or grape marc, other than brandy	40.480	123.202	126.224	323.015
22083090	Whiskies, other than in containers holding more than 5 l	4	201	1	546
22084000	Rum and other spirits obtained by distilling fermented sugar- cane products	-	123	-	685
22085000	Gin and geneva	25.213	34.261	79.971	126.705
22086000	Vodka	16.814	24.038	47.671	72.060
22087090	Liqueurs and cordials, of an alcoholic strength by volume exceeding 57 % vol	-	17	-	35
22089030	Other samsu other than medicated samsu of an alcoholic strength by volume not exceeding 40 % vol	-	1.240	-	6.127
22089050	Arrack or pineapple spirit of an alcoholic strength by volume not exceeding 40 % vol	-	570	-	2.668
22089099	Undenatured ethyl alcohol of an alcoholic strength by volume of less than 80 % vol other than HS code 22082050 to 22089091, other than of an alcoholic strength by volume not exceeding 114 % vol	7.026	111.951	23.833	368.625
22090000	Vinegar and substitutes for vinegar obtained from acetic acid	10.917	72.510	12.043	362.410
23011000	Flours, meals and pellets, of meat or meat offal, greaves	10	78	10	1.221
23012010	Flours, meals and pellets of fish, with a protein content of less than 60% by weight	100.000	1.776.400	118.750	1.901.435
23012020	Flours, meals and pellets of fish, with a protein content of 60% or more by weight	1.305.088	5.566.950	1.702.267	6.803.612
23012090	Flours, meals and pellets, of crustaceans or molluscs or other aquatic invertebrates	339.000	1.559.837	334.158	1.223.923
23021000	Bran, sharps and other residues, whether or not in the form of pellets, derived from the sifting, milling or other working, of maize (corn)	726.000	3.774.765	142.496	733.561
23023010	Bran and pollard, whether or not in the form of pellets, derived from the sifting, milling or other working of wheat	54.047.110	301.439.444	15.805.825	92.709.036
23023090	Sharps and other residues, whether or not in the form of pellets, derived from the sifting, milling or other working of wheat, other than bran and pollard	15.224.000	82.026.501	4.121.988	23.912.074
23024010	Sharps and other residues, of rice, whether or not in the form of pellets, derived from the sifting, milling or other working	-	93.040	-	31.465

Tabel 3 : Ekspor Indonesia menurut Komoditi (Kode HS 8 digit)

Juni 2023

Kode H S	Uraian golongan barang	Berat bersih (Kg)		Nilai F.O.B. (U S \$)	
		Bulan ini	Kumulatif	Bulan ini	Kumulatif
(1)	(2)	(3)	(4)	(5)	(6)
23024090	Sharps and other residues of other cereal other than of rice, whether or not in the form of pellet, derived from the sifting, milling or other working of cereal	66.475	284.091	19.509	92.574
23031010	Residues of starch manufacture and similar residues, of manioc (cassava) or sago	-	344.500	-	86.125
23031090	Residues of starch manufacture and similar residues, other than of manioc (cassava) or sago	2	867.603	3	378.999
23032000	Beet-pulp, bagasse and other waste of sugar manufacture	455.040	2.691.890	117.604	704.176
23033000	Brewing or distilling dregs and waste	179.120	234.960	42.478	56.396
23040090	Oil-cake and other solid residues, whether or not ground or in the form of pellets, resulting from the extraction of soya- bean oil, other than defatted soya-bean flour and soya-bean meal	55	65	586	594
23050000	Oil-cake and other solid residues, whether or not ground or in the form of pellets, resulting from the extraction of ground-nut oil	-	2.400	-	3.960
23061000	Oil-cake and other solid residues, of cotton seeds, whether/not ground/in the form of pellets, resulting from the extraction of vegetable/microbial fats/oils, other than those of heading 2304 or 2305	40.000	120.000	17.600	50.800
23064920	Oil-cake & oth solid residues, of other colza seeds, w.o.n ground/in the form of pellets, resulting from the extraction of vegetable/microbial fats/oils, oth than those of heading 2304 / 2305	-	25	-	63
23065000	Oil-cake and oth solid residues, of coconut or copra, whether/not ground/in the form of pellets, resulting from the extraction of vegetable/microbial fats/oils, oth than those of heading 2304 or 2305	27.968.334	155.095.466	6.386.525	33.624.483
23066010	Oil-cake & oth solid residues, of palm nuts or kernels, resulting from the extraction of vegetable/microbial fats/oils, oth than those of heading 2304 / 2305, ground or in the form of pellets	151.565.752	981.568.892	24.211.254	158.945.427
23066090	Oil-cake & oth solid residues, of palm nuts or kernels, resulting from the extraction of vegetable/microbial fats/oils, oth than those of heading 2304 / 2305, other than ground/in the form of pellets	247.124.768	1.318.689.105	39.512.107	218.838.933
23069010	Oil-cake & oth solid residues, of maize(corn) germ, w.o.n ground/in the form of pellets, resulting from the extraction of vegetable/microbial fats/oils, oth than those of heading 2304 / 2305	545.288	3.458.168	82.296	519.156
23069090	Oil-cake & oth solid residues, w.o.n ground/in the form of pellets, resulting from the extraction of vegetable/microbial fats/oils, oth than those of heading 2304 / 2305, other than HS code 23061000 to 23069010	159.947.621	808.043.640	112.679.841	607.811.332
23070000	Wine lees, argol	46	46	37	37
23080000	Vegetable materials and waste,vegetable residues, whether or not in pellets form, used in animal feeding, not else specified	9.493.603	33.826.159	2.099.901	8.442.333
23091010	Dog or cat food, put up for retail sale, containing meat	4.306	7.969	1.926	5.574
23091090	Dog or cat food, put up for retail sale, not containing meat	337.156	1.654.836	560.822	2.550.663
23099011	Complete feed of a kind suitable for poultry	798.458	4.621.933	999.260	5.359.464
23099012	Complete feed of a kind suitable for swine	10.435.741	57.805.775	7.274.390	40.076.336
23099013	Complete feed of a kind suitable for prawns	-	19.175	-	19.651
23099019	Complete feed of a kind suitable for animal other than poultry,swine,prawns,primates	42.320	291.691	131.875	457.013
23099020	Premixes, feed supplements or feed additives	308.136	4.411.469	385.366	4.132.946
23099090	Preparations of a kind used in animal feeding, other than HS code 23091010 to 23099020	90.775	499.003	47.526	419.953
24011050	Tobacco, not stemmed/stripped, flue-cured, other than virginia and burley type	23.346	243.098	571.060	2.757.177
24011090	Tobacco, not stemmed/stripped, other than flue-cured, virginia and burley type	543.224	2.570.037	7.088.913	27.157.289

Tabel 3 : Ekspor Indonesia menurut Komoditi (Kode HS 8 digit)

Juni 2023

Kode H S	Uraian golongan barang	Berat bersih (Kg)		Nilai F.O.B. (U S \$)	
		Bulan ini	Kumulatif	Bulan ini	Kumulatif
		(1)	(2)	(3)	(4)
24012010	Tobacco, partly or wholly stemmed/stripped, virginia type, flue-cured	28.830	3.918.149	137.910	24.033.536
24012020	Tobacco, partly or wholly stemmed/stripped, virginia type, other than flue-cured	465.308	465.308	1.675.110	1.675.110
24012030	Tobacco, partly or wholly stemmed/stripped, oriental type	-	345.600	-	1.192.320
24012040	Tobacco, partly or wholly stemmed/stripped, burley type	-	59.400	-	237.600
24012050	Tobacco, partly or wholly stemmed/stripped, flue-cured, other than virginia, oriental, and burley type	-	353.592	-	2.921.588
24012090	Tobacco, partly or wholly stemmed/stripped, other than flue-cured, virginia, oriental, and burley type	1.463.279	5.994.084	9.035.099	35.232.034
24013010	Tobacco stems	148.074	1.070.414	31.531	1.405.995
24013090	Tobacco refuse, other than tobacco stems	17.229	101.311	35.751	1.814.423
24021000	Cigars, cheroots and cigarillos, containing tobacco	230.606	1.238.496	5.889.569	28.552.342
24022010	Cigarettes containing tobacco, beedies	1	15.076	4	248.936
24022020	Cigarettes containing tobacco, clove cigarettes	1.006.756	5.659.632	16.070.986	91.954.459
24022090	Cigarettes containing tobacco, other than beedies and clove cigarettes	7.848.510	46.793.544	65.494.912	413.451.262
24029010	Cigars, cheroots and cigarillos of tobacco substitutes	-	5	-	20
24029020	Cigarettes of tobacco substitutes	-	13.825	-	272.314
24031190	Water pipe tobacco specified in subheading note 1 to this chapter, other than packed for retail sale	449	14.590	9.001	66.547
24031911	Ang hoon, packed for retail sale	6.560	6.560	58.371	58.371
24031919	Smoking tobacco, w.o.n containing tobacco substitutes in any proportion, packed for retail sale, other than ang hoon and water pipe tobacco	23.432	151.311	465.860	2.946.779
24031920	Manufactured tobacco for the manufacture of cigarettes, other than ang hoon and water pipe tobacco	466.760	2.510.655	3.843.723	20.142.565
24031999	Smoking tobacco, w.o.n containing tobacco substitutes in any proportion, packed not for retail sale, other than ang hoon and water pipe tobacco	133.653	463.910	2.522.071	8.494.034
24039110	"homogenised" or "reconstituted tobacco", packed for retail sale	699	2.777	137.752	519.816
24039190	"homogenised" or "reconstituted tobacco", other than packed for retail sale	67.691	382.481	781.039	4.609.179
24039910	Tobacco extracts and essences	-	272	-	69.790
24039930	Manufactured tobacco substitutes	-	440	-	4.200
24039940	Snuff, whether or not dry	1	102	12	155
24039950	Chewing and sucking tobacco	18.867	22.917	9.120	19.245
24039990	Manufactured tobacco and manufactured tobacco substitutes, other than HS code 24031110 to 24039950	155.070	1.011.055	1.986.845	9.278.132
24041100	Products intended for inhalation without combustion, containing tobacco or reconstituted tobacco	41.258	359.404	924.164	8.067.750
24041210	E-cigarette liquid or gel	163.564	1.214.949	22.672.382	151.967.405
24041290	Products intended for inhalation without combustion, containing nicotine, other than e-cigarette liquid or gel	749	1.173	87	166
24041910	Products intended for inhalation without combustion, containing tobacco substitutes	-	669	-	81.833
24049190	Products intended for inhalation without combustion, for oral application, other than nicotine chewing gum	77	77	1.200	1.200
25010010	Table salt	8.665	88.637	2.954	49.540
25010020	Unprocessed rock salt	-	2.500	-	1.056
25010050	Sea water	1.500	3.696	1.125	3.083
25010091	Salt with sodium chloride content more than 60 % but less than 97%, calculated on a dry basis, fortified with iodine	7	125.294	74	313.328
25010093	Salt with sodium chloride content 97 % or more, calculated on a dry basis	5.003	15.358	3.905	11.533
25010099	Salt (including table salt and denatured salt) and pure sodium chloride, w.o.n in aqueous solution or containing added anti-caking or free-flowing agents other than HS code 25010010 to 25010093	10	1.442	51	23.475
25020000	Unroasted iron pyrites	-	592	-	535

Tabel 3 : Ekspor Indonesia menurut Komoditi (Kode HS 8 digit)

Juni 2023

Kode H S	Uraian golongan barang	Berat bersih (Kg)		Nilai F.O.B. (U S \$)	
		Bulan ini	Kumulatif	Bulan ini	Kumulatif
(1)	(2)	(3)	(4)	(5)	(6)
25030000	Sulphur of all kinds, other than sublimed sulphur, precipitated sulphur and colloidal sulphur	-	84.704	-	83.502
25041000	Natural graphite, in powder or in flakes	-	5	-	10
25051000	Silica sands and quartz sands	167.700.000	573.450.105	4.024.800	13.882.954
25059000	Natural sands of all kinds, whether or not coloured, other than metal-bearing sands of chapter 26, other than silica sands and quartz sands	-	558	-	9
25062000	Quartzite	-	16	-	6
25070000	Kaolin and other kaolinic clays, whether or not calcined	16.343.080	95.625.644	1.009.469	6.271.928
25090000	Chalk	-	846	-	7.816
25131000	Pumice stone	14.585.551	66.660.081	1.000.777	4.188.812
25132000	Emery, natural corundum, natural garnet and other natural abrasives	120.013	1.066.116	3.569	102.624
25140000	Slate, whether or not roughly trimmed or merely cut, by sawing or otherwise, into blocks or slabs of a rectangular (including square) shape	103.500	678.573	19.438	119.545
25151210	Marble and travertine, merely cut, by sawing or otherwise, into blocks of a rectangular (including square) shape	879.540	7.188.247	112.945	890.095
25152000	Ecaussine and other calcareous monumental or building stone, alabaster	239	6.160	1.189	2.839
25162010	Sandstone, crude or roughly trimmed	-	48.046	-	5.546
25162020	Sandstone, merely cut, by sawing or otherwise, into blocks or slabs of a rectangular (including square) shape	14.943	194.774	4.686	46.504
25169000	Porphyry, basalt, and other monumental or building stone, other than HS code 25161100 to 25162020	100.243	1.032.150	28.322	279.759
25171000	Pebbles, gravel, broken or crushed stone, of a kind commonly used for concrete aggregates, for road metalling or for railway or other ballast, shingle and flint, whether or not heat-treated	577.145.293	3.433.458.458	4.045.391	24.092.902
25172000	Macadam of slag, dross or similar industrial waste, whether or not incorporating the materials cited in subheading 251710	-	21.500	-	4.300
25173000	Tarred macadam	-	1.000	-	67
25174100	Granules, chippings and powder, of marble , whether or not heat-treated	747	9.459	4.000	8.682
25174900	Granules, chippings and powder, of stones of heading 2515 or 2516, other than marble, whether or not heat-treated	1.039.728	4.564.566	132.102	695.027
25181000	Dolomite, not calcined or sintered, including roughly trimmed or merely cut, by sawing or otherwise, into blocks or slabs of a rectangular (including square) shape	-	44.026	-	4.366
25182000	Calcined or sintered dolomite, including roughly trimmed or merely cut, by sawing or otherwise, into blocks or slabs of a rectangular (including square) shape	-	54.007	-	1.219
25191000	Natural magnesium carbonate (magnesite)	258.760	602.280	142.318	331.254
25199090	Magnesium oxide, whether or not pure, other than fused magnesia, dead-burned (sintered) magnesia	-	2.205	-	3.027
25201000	Gypsum, anhydrite	114	534	352	1.127
25202010	Plasters, of a kind suitable for use in dentistry	-	16	-	9
25202090	Plasters, not of a kind suitable for use in dentistry	150.812	1.241.950	18.462	166.486
25210000	Limestone flux, limestone and other calcareous stone, of a kind used for the manufacture of lime or cement	-	60	-	1
25223000	Hydraulic lime	-	3	-	3
25231010	Cement clinkers, of a kind used in the manufacture of white cement	105.270.000	579.480.599	4.020.273	21.881.368
25231090	Cement clinkers, not of a kind used in the manufacture of white cement	640.292.075	4.118.679.360	22.534.659	149.837.770
25232100	Portland cement, white cement, whether or not artificially coloured	3.376.719	13.979.015	403.940	1.793.230
25232910	Portland cement, coloured cement	-	250.054.493	-	10.380.959
25232990	Portland cement, other than white cement and coloured cement	138.379.160	389.959.530	6.430.625	18.914.422
25233000	Aluminous cement	-	4.200	-	6.090

Tabel 3 : Ekspor Indonesia menurut Komoditi (Kode HS 8 digit)

Juni 2023

Kode H S	Uraian golongan barang	Berat bersih (Kg)		Nilai F.O.B. (U S \$)	
		Bulan ini	Kumulatif	Bulan ini	Kumulatif
		(1)	(2)	(3)	(4)
25239000	Slag cement, supersulphate cement and similar hydraulic cements, whether or not coloured or in the form of clinkers	11.010.231	38.906.559	616.822	2.263.681
25252000	Mica powder	-	71	-	710
25262010	Natural steatite, whether or not roughly trimmed or merely cut, by sawing or otherwise, into blocks or slabs of a rectangular (including square) shape, talc powder	874	15.638	2.617	16.722
25262090	Natural steatite, whether or not roughly trimmed or merely cut, by sawing or otherwise, into blocks or slabs of a rectangular (including square) shape, crushed	-	1.642	-	4.898
25291010	Potash feldspar, soda feldspar	196.800	845.600	77.176	345.081
25291090	Feldspar, other than potash and soda feldspar	-	40	-	20
25292200	Fluorspar, containing by weight more than 97 % of calcium fluoride	-	10.658	-	6.945
25293000	Leucite, nepheline and nepheline syenite	-	2.000	-	1.920
25302010	Kieserite	-	3.908.000	-	194.659
25309010	Micronized zircon sand (zirconium silicate) of a kind used as an opacifier	286.000	2.470.000	684.026	5.776.919
25309090	Mineral substances, other than HS code 25301000 to 25309010	47.882	69.919.451	10.066	1.870.236
26011190	Iron ores and concentrates, other than roasted iron pyrites, non-agglomerated, other than haematite and concentrates	50.550.000	356.030.000	897.263	6.572.453
26011290	Iron ores and concentrates, other than roasted iron pyrites, agglomerated, other than haematite and concentrates	-	229.488.000	-	24.055.050
26030000	Copper ores and concentrates	153.300.800	1.176.036.373	396.901.350	3.283.882.136
26060000	Aluminium ores and concentrates	-	1.921.432.750	-	68.118.091
26070000	Lead ores and concentrates	849.910	7.653.090	1.325.581	11.032.936
26080000	Zinc ores and concentrates	2.304.270	18.726.030	1.930.658	17.593.098
26090000	Tin ores and concentrates	-	91	-	20
26151000	Zirconium ores and concentrates	7.982.000	40.299.552	14.909.566	76.758.830
26169000	Precious metal ores and concentrates, other than silver ores	809	809	817	817
26180000	Granulated slag (slag sand) from the manufacture of iron or steel	185.600.864	631.316.704	2.261.185	8.105.090
26190000	Slag, dross (other than granulated slag), scalings and other waste from the manufacture of iron or steel	-	23.500.000	-	1.645.000
26201100	Slag, ash and residues (other than from the manufacture of iron or steel), containing mainly zinc, hard zinc spelter	-	185.300	-	405.697
26201900	Slag, ash and residues (other than from the manufacture of iron or steel), containing mainly zinc, other than hard zinc spelter	5.702.570	26.660.010	5.052.535	27.634.129
26203000	Slag, ash and residues (other than from the manufacture of iron or steel), containing mainly copper	80.000	215.470	7.182	203.146
26204000	Slag, ash and residues (other than from the manufacture of iron or steel), containing mainly aluminium	87.900	284.960	103.675	321.510
26209910	Slag and hardhead of tin	-	10	-	5
26209990	Slag, ash and residues other than HS code 26201100 to 26209910	108.800	428.570	130.829	1.864.885
26219010	Crude potassium salts obtained in the sugar industry from residues of beet molasses	8	11	16	26
26219090	Other slag and ash, including seaweed ash (kelp) not elsewhere classified in chapter 26, other than crude potassium salts obtained in the sugar industry from residues of beet molasses	40.000	814.201	8.850	203.731
27011100	Anthracite, whether or not pulverised, but not agglomerated	73.700.000	170.981.000	12.018.259	34.885.137
27011210	Bituminous coal, whether or not pulverised, but not agglomerated, coking coal	1.869.685.000	9.301.782.000	279.270.259	1.874.521.054
27011290	Bituminous coal, whether or not pulverised, but not agglomerated, other than coking coal	3.560.418.526	21.629.713.651	481.138.141	3.468.916.505
27011900	Coal, whether or not pulverised, but not agglomerated, other than anthracite and bituminous	23.094.436.439	150.466.387.197	1.898.999.294	13.731.902.771
27021000	Lignite, whether or not pulverised, but not agglomerated	10.117.491.926	68.078.319.207	634.439.866	4.549.988.725
27022000	Agglomerated lignite	304.651.000	1.272.837.000	21.489.184	94.445.685
27040010	Coke and semi-coke of coal	122.547.745	382.914.195	40.208.675	140.937.942

Tabel 3 : Ekspor Indonesia menurut Komoditi (Kode HS 8 digit)

Juni 2023

Kode H S	Uraian golongan barang	Berat bersih (Kg)		Nilai F.O.B. (U S \$)	
		Bulan ini	Kumulatif	Bulan ini	Kumulatif
(1)	(2)	(3)	(4)	(5)	(6)
27060000	Tar distilled from coal, from lignite or from peat, and other mineral tars, whether or not dehydrated or partially distilled, including reconstituted tars	5.010.215	40.267.355	2.344.781	18.720.016
27071000	Benzol (benzene)	-	10.857.521	-	6.784.636
27074000	Naphthalene	90.000	822.360	72.830	516.336
27079910	Oils and other products of the distillation of high temperature coal tar, carbon black feedstock	6.009.985	38.011.483	721.198	12.881.767
27079990	Oils and other products of the distillation of high temperature coal tar, other than HS code 27071000 to 27079010	17.721.924	87.294.203	11.687.563	62.862.912
27081000	Pitch, obtained from coal tar or from other mineral tars	-	2.866.181	-	630.559
27090010	Crude petroleum oils	294.780.491	1.262.994.709	158.942.222	752.740.689
27090020	Condensates	42.510.085	205.177.781	22.341.408	124.139.441
27090090	Petroleum oils obtained from bituminous minerals other than crude petroleum oils and condensates	-	183	-	240
27101223	Motor spirit, unleaded, of RON 97 and above, blended other than ethanol	-	527	-	765
27101224	Motor spirit, unleaded, of RON 90 and above but below RON 97, unblended	21.604.892	41.560.401	19.104.432	35.912.082
27101226	Motor spirit, unleaded, of RON 90 and above but below RON 97, blended other than ethanol	7.907.959	67.858.632	6.911.118	57.503.784
27101229	Motor spirit, unleaded, of below RON 90, blended other than ethanol	27.484.216	193.442.183	20.073.876	156.924.400
27101240	Tetrapropylene	-	2	-	62
27101260	Low aromatic solvents containing by weight less than 1 % aromatic content	27	27	10	10
27101280	Naphtha, reformates and other preparations of a kind used for blending into motor spirits	-	90.931.993	-	71.366.462
27101292	Petroleum spirit, having a flash point of less than 23°C	-	18	-	2.000
27101299	Petroleum spirit, having a flash point of more than 23°C	2	93	10	45
27101920	Topped crudes	-	1.020	-	6.921
27101930	Carbon black feedstock	-	20.046	-	53.194
27101941	Lubricating oil feedstock	18.769.810	91.462.171	22.118.675	105.082.933
27101942	Lubricating oils for aircraft engines	13	77.118	78	30.984
27101944	Lubricating greases	29.801	291.783	105.276	715.357
27101946	Lubricating oils other than HS 27101941 to 27101946	2.009.858	16.272.882	4.301.992	30.426.284
27101950	Hydraulic brake fluid	1.859	7.124	5.462	19.985
27101960	Transformer and circuit breakers oils	54.468	387.409	606.034	2.146.693
27101971	Automotive diesel fuel	56.478.529	338.918.386	39.708.133	265.224.896
27101979	Fuel oils	413.821.116	2.511.758.562	220.719.481	1.302.874.223
27101981	Aviation turbine fuel (jet fuel) having a flash point of 23°C or more	118.580	744.800	101.422	693.262
27101989	Other medium oils and preparations	1	95	1	167
27101990	Petroleum oil&oil obtain from bituminous mineral oth than crude&preparation n.e.s/incl,cont by weight ≥70% of oils mention before, these oils being the basic constituents of the preparations, not cont biodiesel&oth than waste oils, oth than hs 27101211-27101989	42.126.575	137.290.951	25.176.105	90.496.715
27102000	Petroleum oil&oil obtain from bituminous mineral oth than crude&preparations n.e.s/incl, cont by weight≥70% of oil mention before,these oil being the basic constituent of the preparation, cont biodiesel, oth than waste oil	-	179	-	169
27109900	Waste oils, other than containing polychlorinated biphenyls (PCBs), polychlorinated terphenyls (PCTs) or polybrominated biphenyls (PBBs)	6.650	8.657	21.000	26.696
27111100	Liquefied, natural gas	937.059.626	5.643.115.171	471.472.011	3.363.466.437
27111410	Liquefied, butanes	-	20	-	5
27111490	Liquefied, propylene, butylene and butadiene	-	1.400	-	600
27111900	Petroleum gases and other gaseous hydrocarbons, other than HS code 217111100 to 27111300	21.600	77.400	20.867	80.188
27112190	Natural gas, in gaseous state, other than of a kind used as a motor fuel	309.330.000	1.969.396.000	182.859.726	1.014.108.147

Tabel 3 : Ekspor Indonesia menurut Komoditi (Kode HS 8 digit)

Juni 2023

Kode H S	Uraian golongan barang	Berat bersih (Kg)		Nilai F.O.B. (U S \$)	
		Bulan ini	Kumulatif	Bulan ini	Kumulatif
(1)	(2)	(3)	(4)	(5)	(6)
27112900	Petroleum gases and other gaseous hydrocarbons, in gaseous state , other than natural gas	21	146	28	194
27121000	Petroleum jelly	12.800	54.870	27.473	115.010
27122000	Paraffin wax containing by weight less than 0.75 % of oil	201	5.344	180	15.164
27129010	Paraffin wax containing by weight more than 0.75 % of oil	204.232	2.005.247	195.273	1.939.514
27129090	Microcrystalline petroleum wax, slack wax, ozokerite, lignite wax, peat wax, other mineral waxes, and similar products obtained by synthesis or by other processes, whether or not coloured	922.774	4.476.640	968.333	4.554.658
27131100	Petroleum coke, not calcined	18.432.293	133.928.127	4.866.125	51.428.686
27131200	Petroleum coke, calcined	6.278.490	38.935.298	4.798.953	34.090.318
27132000	Petroleum bitumen	760	3.335.001	2.326	1.735.245
27139000	Other residues of petroleum oils or of oils obtained from bituminous minerals, other than petroleum coke and petroleum bitumen	121.107.676	743.768.055	54.246.779	371.734.577
27141000	Bituminous or oil shale and tar sands	-	1	-	3
27149000	Bitumen and asphalt, natural, asphaltites and asphaltic rocks	546.023	985.088	54.143	163.013
27150090	Bituminous mixtures based on natural asphalt, on natural bitumen, on petroleum bitumen, on mineral tar/on mineral tar pitch (example, bituminous mastics, cut- backs), oth than polyurethane tar coatings	-	99	-	915
28011000	Chlorine	-	2.434	-	2.748
28020000	Sulphur, sublimed or precipitated, colloidal sulphur	-	41.993	-	37.095
28030020	Acetylene black	1	55	9	26
28030041	Carbon blacks of a kind used for rubber processing, other than acetylene black	1.636.600	5.319.860	2.069.820	7.646.063
28030049	Carbon blacks not of a kind used for rubber processing, other than acetylene black	-	340	-	2.543
28030090	Carbon (carbon blacks and other forms of carbon not elsewhere specified or included), other than acetylene black and carbon blacks	21	3.389	3	21.230
28041000	Hydrogen	8.760	109.961	2.126	23.689
28042100	Rare gases, argon	70.848	730.178	32.266	330.595
28042900	Rare gases, other than argon	46.995	80.452	203.994	1.117.155
28043000	Nitrogen	343.360	2.045.176	41.254	243.601
28044000	Oxygen	99.680	508.081	10.926	54.543
28046100	Silicon, containing by weight not less than 9999 % of silicon	-	20	-	519
28046900	Silicon, other than containing by weight not less than 9999 % of silicon	8.800	8.802	11.248	11.253
28047000	Phosphorus	-	0	-	1
28051100	Alkali or alkaline-earth metals, sodium	50	252	590	2.960
28051200	Alkali or alkaline-earth metals, calcium	-	3	-	18
28051900	Alkali or alkaline-earth metals, other than sodium and calcium	-	25	-	5
28054000	Mercury	-	4.820	-	70
28080000	Nitric acid, sulphonitric acids	-	20	-	56
28092032	Food grade, phosphoric acid	280	44.600.260	980	21.867.091
28100020	Boric acids	-	1	-	25
28111100	Hydrogen fluoride (hydrofluoric acid)	-	300	-	141
28111910	Arsenic acid	-	1.400	-	6.720
28111920	Aminosulphonic acid (sulphamic acid)	521.280	3.969.486	372.876	3.111.503
28111990	Other inorganic acids, other than HS code 28111100 to 28111920	10	15	17	35
28112100	Carbon dioxide	-	116.745	-	17.637
28112210	Silicon dioxide, in powder form	639.739	4.554.749	1.155.388	8.344.172
28112290	Silicon dioxide, other than in powder form	307.868	1.889.895	396.136	2.733.548
28121100	Carbonyl dichloride (phosgene)	-	1	-	1
28131000	Carbon disulphide	100.540	1.091.710	86.733	746.575
28139000	Sulphides of non-metals, commercial phosphorus trisulphide, other than carbon disulphide	-	1	-	57
28141000	Anhydrous ammonia	137.418.632	835.616.576	37.146.521	386.230.597

Tabel 3 : Ekspor Indonesia menurut Komoditi (Kode HS 8 digit)

Juni 2023

Kode H S	Uraian golongan barang	Berat bersih (Kg)		Nilai F.O.B. (U S \$)	
		Bulan ini	Kumulatif	Bulan ini	Kumulatif
		(1)	(2)	(3)	(4)
28151100	Sodium hydroxide (caustic soda), solid	33.410	144.330	64.559	145.777
28151200	Sodium hydroxide (caustic soda), in aqueous solution (soda lye or liquid soda)	5.120	51.551.508	10.276	14.297.371
28152000	Potassium hydroxide (caustic potash)	3	78	32	219
28161000	Hydroxide and peroxide of magnesium	2	10	2	11
28170010	Zinc oxide	666.500	7.671.900	1.737.215	23.116.099
28181000	Artificial corundum, whether or not chemically defined	-	1.990	-	6.956
28182000	Aluminium oxide, other than artificial corundum	247.612.745	1.061.570.526	90.388.750	387.954.697
28183000	Aluminium hydroxide	8.239.189	47.507.904	2.134.624	12.593.740
28209000	Manganese oxides, other than manganese dioxide	50.000	449.850	35.375	385.529
28211000	Iron oxides and hydroxides	20.462	431.691	11.476	146.777
28212000	Earth colours containing 70 % or more by weight of combined iron evaluated as Fe2O3	-	28	-	403
28230000	Titanium oxides	-	1.782.000	-	1.319.396
28251000	Hydrazine and hydroxylamine and their inorganic salts	51.200	465.101	161.050	1.774.811
28253000	Vanadium oxides and hydroxides	-	1	-	48
28259000	Hydrazine and hydroxylamine and their inorganic salts, other inorganic bases, other metal oxides, hydroxides and peroxides, other than hs code 28251000 to 28258000	800.000	4.338.820	88.000	714.662
28261200	Fluorides, of aluminium	218.000	3.012.000	245.060	3.266.220
28261900	Fluorides, other than of aluminium	200	300	14.040	17.652
28271000	Ammonium chloride	-	150	-	525
28272010	Calcium chloride, containing 73 % - 80 % by weight	100	630	150	2.980
28272090	Calcium chloride, containing < 73 % and > 80 % by weight	39.795	504.261	122.448	1.487.961
28273100	Chlorides other than ammonium chloride and calcium chloride, of magnesium	-	10	-	35
28273200	Chlorides other than ammonium chloride and calcium chloride, of aluminium	515.700	2.147.120	248.141	1.284.446
28273920	Chlorides other than ammonium chloride and calcium chloride, of iron	-	3.533	-	4.562
28273990	Chlorides other than ammonium chloride and calcium chloride, other than HS code 28271000 to 28273990	-	0	-	0
28274100	Chloride oxides and chloride hydroxides, of copper	-	42.720	-	327.200
28274900	Chloride oxides and chloride hydroxides, other than of copper	185.086	700.546	106.484	375.718
28275100	Bromides of sodium or of potassium	1	1	1	1
28275900	Bromides and bromide oxides, other than bromides of sodium or of potassium	5.138	83.623	39.081	437.377
28276000	Iodides and iodide oxides	1	77	43	11.722
28281000	Commercial calcium hypochlorite and other calcium hypochlorites	400	625	85	195
28289010	Sodium hypochlorite	200	200	558	558
28289090	Hypochlorites, other than sodium hypochlorite, chlorites, hypobromites	350	1.706	1.080	1.777
28291100	Chlorates, of sodium	-	13	-	5
28299090	Perchlorates other than sodium, bromates and perbromates, iodates and periodates	-	9.630	-	25.112
28321000	Sodium sulphites	3.221	81.874	1.348	35.768
28322000	Sulphites, other than sodium sulphites	-	54.432	-	318.000
28323000	Thiosulphates	2	252	3	718
28331100	Disodium sulphate	1.999.260	11.682.588	257.683	1.470.109
28331900	Sodium sulphates, other than disodium sulphate	2.559.003	8.462.058	235.415	892.905
28332100	Sulphates of magnesium	-	2.625	-	1.969
28332210	Sulphates of aluminium, commercial grade	120.500	681.000	21.528	127.937
28332290	Sulphates of aluminium, not commercial grade	1.229.800	12.273.205	272.171	2.803.075
28332400	Sulphates of nickel	5.584.000	5.800.000	21.041.740	21.880.736
28332700	Sulphates of barium	-	189.002	-	12.092
28332920	Tribasic lead sulphate	-	25.000	-	23.500
28342100	Nitrates, of potassium	-	40.000	-	9.600
28342910	Nitrates, of bismuth	-	1	-	74
28352200	Phosphates, of mono or disodium	-	126	-	641
28352400	Phosphates, of potassium	-	1.927	-	8.741

Tabel 3 : Ekspor Indonesia menurut Komoditi (Kode HS 8 digit)

Juni 2023

Kode H S	Uraian golongan barang	Berat bersih (Kg)		Nilai F.O.B. (U S \$)	
		Bulan ini	Kumulatif	Bulan ini	Kumulatif
(1)	(2)	(3)	(4)	(5)	(6)
28352590	Calcium hydrogenorthophosphate ("dicalcium phosphate"), other than feed grade	6	9.612	1	1.751
28352600	Phosphates of calcium other than calcium hydrogenorthophosphate	100	3.325	246	3.086
28352910	Phosphates, of trisodium	-	650	-	2.670
28353110	Sodium triphosphate (sodium tripolyphosphate), food grade	2	43	4	526
28353190	Sodium triphosphate (sodium tripolyphosphate), other than food grade	350	43.725	788	76.976
28353990	polyphosphates, other than sodium triphosphate (sodium tripolyphosphate) and tetrasodium pyrophosphate	1	101	0	46
28362000	Disodium carbonate	880.000	3.968.874	338.960	1.906.858
28363000	Sodium hydrogencarbonate (sodium bicarbonate)	200	12.949	703	34.148
28364000	Potassium carbonates	-	7.765	-	11.886
28365090	Calcium carbonate, other than food or pharmaceutical grade	205.200	1.466.455	57.372	535.840
28369200	Strontium carbonate	-	7.383	-	8.675
28369910	Commercial ammonium carbonate	1.000	17.000	2.221	33.987
28372000	Complex cyanides	125	125	50	50
28391100	Sodium metasilicates	-	750	-	386
28391920	Sodium orthosilicate, sodium pyrosilicate	906.000	5.063.880	368.456	1.814.450
28391990	Silicates of sodium, other than sodium orthosilicate and sodium pyrosilicate	910.000	2.854.001	276.544	915.447
28399000	Silicates, commercial alkali metal silicates, other than sodium	6.005	167.556	10.801	136.573
28401900	Disodium tetraborate (refined borax), other than anhydrous	-	5	-	22
28402000	Borates, peroxoborates (perborates), other than disodium tetraborate (refined borax)	-	20.000	-	22.288
28417000	Molybdates	-	1	-	372
28421000	Double or complex silicates, including aluminosilicates whether or not chemically defined	69.518	103.363	16.558	19.125
28432100	Silver nitrate	-	3	-	19.800
28432900	Silver compounds, other than silver nitrate	819	43.021	2.302	81.213
28433000	Gold compounds	27	173	1.198.032	7.580.513
28444100	Tritium and its compounds, alloys, dispersions (including cermet), ceramic products and mixtures containing tritium or its compounds	-	46	-	346
28444300	Other radioactive elements and isotopes and compounds, other alloys, dispersions (including cermet), ceramic products and mixtures containing these elements, isotopes or compounds	1	245	0	3.743
28444400	Radioactive residues	-	785	-	3.616
28470010	Hydrogen peroxide, whether or not solidified with urea, in liquid form	18.000	90.703	14.644	71.950
28470090	Hydrogen peroxide, whether or not solidified with urea, not in liquid form	2.032.040	10.208.083	1.329.517	6.513.112
28491000	Carbides of calcium, whether or not chemically defined	-	420.210	-	192.978
28492000	Carbides of silicon, whether or not chemically defined	-	499	-	1.193
28499000	Carbides other than calcium and silicon, whether or not chemically defined	-	109	-	4.136
28539010	Demineralized waters	800	3.626	762	2.242
28539090	Phosphides, w.o.n chemically define, excl ferrophosphorus, oth inorganic compounds (incl distilled/conductivity water & water of similar purity), liquid air (w.o.n rare gases have been remove), compress air, amalgams, oth than amalgams of precious metals, oth than hs code 28529010-28529020	2.396	14.249	2.484	17.433
29012100	Ethylene, unsaturated	-	3.500.083	-	3.349.500
29012300	Butene (butylene) and isomers thereof, unsaturated	11.281.452	42.862.961	8.286.832	35.623.260
29012400	Buta-1,3-diene and isoprene, unsaturated	4.003.000	5.712.634	2.540.000	3.836.330
29012910	Acetylene, unsaturated	22.327	22.327	6.316	6.316
29012990	Acyclic hydrocarbons, unsaturated, other than HS code 29012100 to 29012990	90	1.063	3.811	18.882
29021100	Cyclohexane	1.350	2.712	3.024	5.878

Tabel 3 : Ekspor Indonesia menurut Komoditi (Kode HS 8 digit)

Juni 2023

Kode H S	Uraian golongan barang	Berat bersih (Kg)		Nilai F.O.B. (U S \$)	
		Bulan ini	Kumulatif	Bulan ini	Kumulatif
(1)	(2)	(3)	(4)	(5)	(6)
29021900	Cyclanes, cyclenes & cycloterpenes, other than cyclohexane	40.010	428.768	99.535	1.245.193
29022000	Benzene	-	10.488.514	-	8.784.235
29024100	O-Xylene	-	179	-	202
29024400	Mixed xylene isomers	-	69.600	-	242.432
29025000	Styrene	236.520	7.350.387	247.463	8.079.570
29026000	Ethylbenzene	-	76.500	-	296.435
29029010	Dodecylbenzene	-	23.500	-	27.545
29029020	Alkylbenzenes other than Dodecylbenzene	1.926	1.926	16.756	16.756
29029090	Cyclic hydrocarbons, other than HS 29021100-29029020	97.540	377.422	349.792	1.429.645
29031190	Chloroethane (ethyl chloride)	57	1.197	200	2.639
29031200	Dichloromethane (methylene chloride)	-	7.735	-	5.132
29031500	Ethylene dichloride (ISO) (1,2-dichloroethane)	20.996.151	164.392.444	6.424.787	93.834.993
29031990	Saturated chlorinated derivatives of acyclic hydrocarbons, other than HS 29031110-29031920	3	3	2	2
29032100	Vinyl chloride (chloroethylene)	9.509.449	38.533.719	5.960.454	25.565.694
29032200	Trichloroethylene	-	22.400	-	63.392
29032900	Unsaturated chlorinated derivatives of acyclic hydrocarbons, other than HS 29032100-29032300	-	369	-	2.800
29034100	Trifluoromethane (HFC-23)	-	2	-	223
29034700	1,1,1,3,3-Pentafluoropropane (HFC-245fa) and 1,1,2,2,3-pentafluoropropane (HFC-245ca)	-	500	-	5.000
29034900	Saturated fluorinated derivatives of acyclic hydrocarbons, other than HS 29034100-29034800	-	12	-	51
29037900	Halogenated derivatives of acyclic hydrocarbons containing two or more different halogens, other than HS 29037100-29037800	-	420	-	400
29039900	Halogenated derivatives of aromatic hydrocarbons, other than HS 29039100-29039400	-	6.210	-	29.399
29041000	Derivatives containing only sulpho groups, their salts and ethyl esters	-	66.000	-	92.480
29043100	Perfluorooctane sulphonic acid	-	22	-	17
29051100	Methanol (methyl alcohol)	3.088	47.056.110	1.508	11.787.983
29051200	Propan-1-ol (propyl alcohol) and propan-2-ol (isopropyl alcohol)	1	1.019	153	7.683
29051300	Butan-1-ol (n-butyl alcohol)	26.400	313.672	29.040	373.632
29051400	Other butanols	989.454	5.942.761	711.718	5.002.230
29051600	Octanol (octyl alcohol) and isomers thereof	8.939.494	47.643.187	10.679.978	68.429.379
29051700	Dodecan-1-ol (lauryl alcohol), hexadecan-1-ol (cetyl alcohol) and octadecan-1-ol (stearyl alcohol)	4.893.778	26.887.464	6.276.755	39.037.693
29051900	Saturated monohydric alcohols, other than HS 29051100-29051700	454.700	5.738.309	915.232	19.096.071
29052200	Acyclic terpene alcohols	114	645	4.870	19.773
29052900	Unsaturated monohydric alcohols other than acyclic terpene alcohols	12.219	120.591	58.356	575.734
29053100	Ethylene glycol (ethanediol)	122.175	8.891.482	96.740	4.251.341
29053200	Propylene glycol (propane-1,2-diol)	8	68.966	5	6.950
29053900	Diols other than ethylene glycol (ethanediol) & propylene glycol (propane 1, 2 diol)	3.157	6.529	11.934	31.142
29054300	Mannitol	2	10.352	3	119.186
29054400	D-glucitol (sorbitol)	3.230.604	20.396.319	2.753.544	17.997.026
29054500	Glycerol	63.178.315	437.071.103	35.328.487	249.049.625
29054900	Polyhydric alcohols, other than HS 29054100-29054500	2	2.379	2	26.651
29055900	Halogenated, sulphonated, nitrated or nitrosated derivatives of acyclic alcohols, other than Ethchlorvynol	-	4.636	-	2.967
29061100	Menthol	5	4.165	70	106.969
29061300	Sterols and inositols	-	19.000	-	351.610
29061900	Cyclanic, cyclenic or cycloterpenic, other than Menthol, Cyclohexanol, methylcyclohexanols and dimethylcyclohexanols, Sterols and inositols	63	6.268	4.280	106.071
29062100	Benzyl alcohol	-	4.801	-	12.290
29062900	Cyclic alcohol, aromatic, other than Benzyl alcohol	202	5.535	2.444	34.794
29071100	Phenol (hydroxybenzene) and its salts	11.175	61.582	113.113	611.218

Tabel 3 : Ekspor Indonesia menurut Komoditi (Kode HS 8 digit)

Juni 2023

Kode H S	Uraian golongan barang	Berat bersih (Kg)		Nilai F.O.B. (U S \$)	
		Bulan ini	Kumulatif	Bulan ini	Kumulatif
(1)	(2)	(3)	(4)	(5)	(6)
29071200	Cresols and their salts	-	10	-	195
29071300	Octylphenol, nonylphenol and their isomers, salts thereof	100.800	723.280	171.101	1.303.457
29071900	Monophenols, other than HS 29071100-29071500	1	3.131	2	34.769
29072200	Hydroquinone (quinol) and its salts	9	9	2	2
29072300	4,4'-Isopropylidenediphenol (bisphenol A, diphenylolpropane) and its salts	24.000	120.000	61.225	305.501
29072990	Polyphenols, other than HS 29072100-29072300	-	540	-	12.695
29081900	Halogenated, sulphonated, nitrated or nitrosated derivatives of phenols or phenol-alcohols, Derivatives containing only halogen substituents and their salts, other than Pentachlorophenol (ISO)	-	60	-	297
29089900	Halogenated, sulphonated, nitrated or nitrosated derivatives of phenols or phenol-alcohols, other than HS 29081100-29089200	32.000	334.800	46.450	541.369
29091900	Acyclic ethers and their halogenated, sulphonated, nitrated or nitrosated derivatives, other than Diethyl ether	5.016.268	22.819.114	5.000.000	23.331.606
29093000	Aromatic ethers and their halogenated, sulphonated, nitrated or nitrosated derivatives	28.023	191.918	330.249	2.286.389
29094100	2,2'-Oxydiethanol (diethylene glycol, digol)	25.645	143.633	25.308	146.690
29094300	Monobutyl ethers of ethylene glycol or of diethylene glycol	-	3.333	-	13.283
29094400	Monoalkylethers of ethylene glycol or of diethylene glycol other than monobutyl ethers	390	970	601	1.575
29094900	Ether-alcohols and their halogenated, sulphonated, nitrated or nitrosated derivatives, other than HS 29094100-29094400	9.404	25.343	52.310	137.979
29095000	Ether-phenols, ether-alcohol-phenols and their halogenated, sulphonated, nitrated or nitrosated derivatives	238.900	802.922	3.941.564	13.664.050
29096000	Alcohol peroxides, ether peroxides, acetal and hemiacetal peroxides, ketone peroxides and their halogenated, sulphonated, nitrated or nitrosated derivatives	215.424	1.360.973	689.918	4.322.226
29101000	Oxirane (ethylene oxide)	-	5.382	-	10.350
29109000	Epoxides, epoxyalcohols, epoxyphenols and epoxyethers, with a three-membered ring, and their halogenated, sulphonated, nitrated or nitrosated derivatives, other than HS 29101000-29109000	-	15	-	258
29110000	Acetals and hemiacetals, whether or not with other oxygen function, and their halogenated, sulphonated, nitrated or nitrosated derivatives	-	653	-	17.179
29121100	Methanal (formaldehyde)	57.000	656.000	20.052	182.508
29121900	Acyclic aldehydes without other oxygen function, other than Methanal (formaldehyde) and Ethanal (acetaldehyde)	30.805	117.676	124.127	770.671
29122900	Cyclic aldehydes without other oxygen function, other than Benzaldehyde	355	8.640	84.121	259.862
29124100	Vanillin (4-hydroxy-3-methoxybenzaldehyde)	23.753	93.610	1.233.953	5.317.577
29124200	Ethylvanillin (3-ethoxy-4-hydroxybenzaldehyde)	2.400	8.400	61.626	185.297
29124910	Aldehyde-alcohols	180	4.390	3.247	93.178
29124990	Aldehyde-alcohols, aldehyde-ethers, aldehyde-phenols and aldehydes with other oxygen function, other than HS 29124100-29124910	-	21.490	-	57.045
29126000	Paraformaldehyde	316.000	5.882.425	286.372	5.131.581
29141300	4-Methylpentan-2-one (methyl isobutyl ketone)	-	165	-	215
29141900	Acyclic ketones without other oxygen function, other than HS 29141100-29141300	10.010	44.864	32.048	182.058
29142200	Cyclohexanone and methylcyclohexanones	-	74	-	769
29142300	Ionones and methylionones	2	4.687	200	58.433
29142910	Camphor	12.008	15.417	60.055	76.125
29142990	Cyclanic, cyclenic or cycloterpenic ketones without other oxygen function, other than HS 29142200-29142910	126	11.662	13.876	310.510
29143900	Aromatic ketones without other oxygen function, other than phenylacetone (phenylpropan-2-one)	-	5.937	-	83.387
29144000	Ketone-alcohols and ketone-aldehydes	825	1.690	12.824	20.090

Tabel 3 : Ekspor Indonesia menurut Komoditi (Kode HS 8 digit)

Juni 2023

Kode H S	Uraian golongan barang	Berat bersih (Kg)		Nilai F.O.B. (U S \$)	
		Bulan ini	Kumulatif	Bulan ini	Kumulatif
(1)	(2)	(3)	(4)	(5)	(6)
29145000	Ketone-phenols and ketones with other oxygen function	-	402	-	117.234
29147900	Halogenated, sulphonated, nitrated or nitrosated derivatives, other than chlordecone (ISO)	-	1	-	3
29151100	Formic acid	-	12.600	-	9.560
29151200	Salts of formic acid	-	10.000	-	6.400
29151300	Esters of formic acid	-	76	-	14.321
29152100	Acetic acid	4	3.619	668	8.402
29152910	Sodium acetate, cobalt acetates	5.750	6.351	9.580	11.520
29153100	Ethyl acetate	101	546	535	1.528
29153200	Vinyl acetate	-	15.000	-	21.168
29153910	Isobutyl acetate	410	680	1.537	2.831
29153990	Esters of acetic acid, other than HS 29153100-29153920	2.822	30.918	85.784	624.958
29155000	Propionic acid, its salts and esters	4	811	498	19.137
29156000	Butanoic acids, pentanoic acids, their salts and esters	50	2.000	2.281	27.259
29157010	Palmitic acid, its salts & esters	19.131.208	103.150.011	19.744.577	109.023.429
29157020	Stearic acid	1.575.053	8.483.806	1.808.596	9.979.272
29157030	Salts & esters of stearic acid	345.525	1.886.693	526.085	2.718.012
29159020	Lauric acid, myristic acid, their salts & esters	23.239.350	152.950.986	23.328.108	153.068.764
29159030	Caprylic acid, its salts & esters	61.754	3.097.876	87.317	9.268.623
29159040	Capric acid, its salts & esters	104.807	2.527.177	637.066	11.337.945
29159090	Saturated acyclic monocarboxylic acids and their anhydrides, halides, peroxides and peroxyacids, their halogenated, sulphonated, nitrated or nitrosated derivatives, other than HS 29151100-29159040	2.219.133	9.058.080	4.677.826	26.393.049
29161100	Acrylic acid and its salts, unsaturated	4.798.551	25.082.727	4.366.276	23.429.943
29161200	Esters of acrylic acid, unsaturated	2.087.360	15.588.652	2.921.105	22.027.012
29161410	Methyl methacrylate, unsaturated	487.400	3.315.880	377.905	2.839.837
29161490	Esters of methacrylic acid, other than methyl methacrylate, unsaturated	2.500	10.582	11.211	61.077
29161500	Oleic, linoleic or linolenic acids, their salts and esters, unsaturated	209.500	1.113.814	339.735	1.700.668
29161900	Unsaturated acyclic monocarboxylic acid,their anhydride,halide,peroxide/xyacid&their derivativ,oth 2916.11.00-2916.16.00	7	127.506	5.450	733.051
29162000	Cyclanic, cyclenic or cycloterpenic monocarboxylic acids, their anhydrides, halides, peroxides, peroxyacids and their derivatives	24.000	24.320	167.760	242.399
29163100	Benzoic acid, its salts and esters	200	18.253	950	48.829
29163210	Benzoyl peroxide	73.440	307.429	211.705	1.002.937
29163910	2,4-Dichlorophenyl acetic acid and its salts and esters	-	1	-	253
29163920	Esters of phenylacetic acid	-	361	-	5.145
29163990	Aromatic monocarboxylic acids, their anhydrides, halides, peroxides, peroxyacids and their derivatives, other than HS 29163100-29163920	3.221	6.463	37.474	155.604
29171290	Adipic acid, its salts and esters, other than Dioctyl adipate	-	367	-	1.192
29171400	Maleic anhydride	30.375	97.345	41.712	112.099
29171900	Acyclic polycarboxylic acids, their anhydrides, halides, peroxides, peroxyacids and their derivatives, other than HS 29171100-29171400	110	94.576	785	155.304
29173410	Dibutyl orthophthalates	-	8.800	-	14.095
29173490	Esters of orthophthalic acid, other than Dioctyl orthophthalates, Dinonyl or didecyl orthophthalates, Dibutyl orthophthalates	-	1.000	-	3.284
29173600	Terephthalic acid and its salts	9.287.300	44.090.493	7.356.510	34.779.590
29173920	Phthalic compounds of a kind used as plasticisers and esters of phthalic anhydride other than trioctyltrimellitate	-	52.800	-	106.051
29173990	Aromatic polycarboxylic acids, their anhydrides, halides, peroxides, peroxyacids and their derivatives, other than HS 29173200-29173920	-	19	-	4
29181100	Lactic acid, its salts and esters	1.157	25.076	4.078	78.545
29181200	Tartaric acid	25	46	265	478
29181300	Salts and esters of tartaric acid	-	13	-	277

Tabel 3 : Ekspor Indonesia menurut Komoditi (Kode HS 8 digit)

Juni 2023

Kode H S	Uraian golongan barang	Berat bersih (Kg)		Nilai F.O.B. (U S \$)	
		Bulan ini	Kumulatif	Bulan ini	Kumulatif
(1)	(2)	(3)	(4)	(5)	(6)
29181400	Citric acid	11.577	17.741	12.474	37.831
29181510	Calcium citrate	1	4	2	6
29181590	Salts and esters of citric acid, other than calcium citrate	1.091	4.325	3.024	10.813
29181600	Gluconic acid, its salts and esters	-	600	-	2.486
29181900	Carboxylic acids with alcohol function but without other oxygen function, their anhydrides, halides, peroxides, peroxyacids and their derivatives, other than HS 29181100-29181800	1.300	7.100	5.194	35.628
29182100	Salicylic acid and its salts	2	2	5	5
29182300	Esters of salicylic acid and their salts, other than o-Acetylsalicylic acid, its salts and esters	-	100.026	-	217.158
29182990	Carboxylic acids with phenol function but without other oxygen function, their anhydrides, halides, peroxides, peroxyacids and their derivatives, other than HS 29182100-29182910	-	725	-	29.175
29183000	Carboxylic acids with aldehyde or ketone function but without other oxygen function, their anhydrides, halides, peroxides, peroxyacids and their derivatives	25	302	1.043	16.216
29189900	Carboxylic acids with additional oxygen function & their anhydrides, halides, peroxides & peroxyacids, their halogenated, sulphonated, nitrated/nitrosated derivatives, oth than HS 29181100-29189100	-	3.103	-	38.511
29199000	Phosphoric esters and their salts, including lactophosphates, their halogenated, sulphonated, nitrated or nitrosated derivatives other than Tris(2,3-dibromopropyl) phosphate	-	8.008	-	29.699
29202900	Phosphite esters and their salts, their halogenated, sulphonated, nitrated or nitrosated derivatives, other than dimethyl phosphite, diethyl phosphite, trimethyl phosphite, triethyl phosphite	10	328	109	11.000
29209000	Esters of other inorganic acids of non-metals (excluding esters of hydrogen halides) & their salts, their halogenated, sulphonated, nitrated/nitrosated derivatives, other than HS 29201100-29203000	32.022	289.424	284.708	2.574.967
29211100	Methylamine, di- or trimethylamine and their salts	-	14.575	-	123.956
29211900	Acyclic monoamines and their derivatives, salts thereof, other than HS 29211100-29211400	9	9	170	441
29212100	Ethylenediamine and its salts	2	30	5	49
29212200	Hexamethylenediamine and its salts	-	640	-	1.889
29212900	Acyclic polyamines and their derivatives, salts thereof, other than Ethylenediamine and its salts and Hexamethylenediamine and its salts	-	29.200	-	126.072
29214200	Aniline derivatives and their salts	56	187	92	308
29215900	Aromatic polyamines and their derivatives, salts thereof, other than o-, m-, p-Phenylenediamine, diaminotoluenes and their derivatives, salts thereof	5.767	6.474	46.141	50.394
29221100	Monoethanolamine and its salts	-	10.400	-	18.394
29221200	Diethanolamine and its salts	0	0	3	3
29221500	Triethanolamine	-	0	-	0
29221920	D-2-Amino-n-butyl-alcohol	-	5.264	-	15.502
29222100	Aminohydroxynaphthalenesulphonic acids and their salts	125	130	191	437
29222900	Amino-naphthols & oth amino-phenols, oth than those containing more than one kind of oxygen function, their ethers & esters, salts thereof, oth than Aminohydroxynaphthalenesulphonic acids & their salts	-	0	-	0
29224100	Lysine and its esters, salts thereof	2.826.076	33.369.186	3.341.740	34.200.489
29224210	Glutamic acid	-	1.750	-	5.068
29224220	Monosodium glutamate (MSG)	7.961.181	50.816.332	14.707.579	93.176.594
29224290	Salts, other than Glutamic acid & Monosodium glutamate (MSG)	-	5.134	-	38.891

Tabel 3 : Ekspor Indonesia menurut Komoditi (Kode HS 8 digit)

Juni 2023

Kode H S	Uraian golongan barang	Berat bersih (Kg)		Nilai F.O.B. (U S \$)	
		Bulan ini	Kumulatif	Bulan ini	Kumulatif
(1)	(2)	(3)	(4)	(5)	(6)
29224900	Amino-acids, other than those containing more than one kind of oxygen function, and their esters, salts thereof, other than HS 29224100-29224400	2.182.421	3.821.679	7.094.037	12.470.523
29225010	p-Aminosalicylic acid and its salts, esters and other derivatives	-	25.920	-	46.421
29232011	Lecithins of vegetables	-	1	-	1
29232019	Lecithins of non vegetables	-	31	-	1.647
29232090	Phosphoaminolipids	-	7.640	-	12.211
29239000	Quaternary ammonium salts and hydroxides, lecithins and other phosphoaminolipids, whether or not chemically defined, other than HS 29231000-29234000	-	437.058	-	829.880
29241990	Acyclic amides (including acyclic carbamates) and their derivatives, salts thereof, other than HS 29241100-29241910	321.000	1.494.405	1.152.084	4.007.447
29242190	Ureines and their derivatives, salts thereof, other than 4-Ethoxyphenylurea (dulcin) and Diuron and monuron	2.000	2.000	20.800	20.800
29242910	Aspartame	-	1.001	-	11.501
29242930	Acetaminophen (paracetamol), salicylamide, ethoxybenzamide	54	17.347	549	65.661
29242990	Cyclic amides (including cyclic carbamates) and their derivatives, salts thereof, other than HS 29242110 - 29242930	50	2.650	4	122.392
29251100	Saccharin and its salts	18.000	18.100	112.485	113.505
29252900	Imines and their derivatives, salts thereof, other than Chlordimeform (ISO)	139.688	1.338.499	659.319	6.324.903
29262000	1-Cyanoguanidine (dicyandiamide)	-	25	-	603
29270010	Azodicarbonamide	1.595.871	9.125.432	5.806.383	34.831.516
29270090	Diazo-, azo- or azoxy-compounds other than Azodicarbonamide	5.400	23.000	19.035	83.088
29280090	Organic derivatives of hydrazine or of hydroxylamine other than Linuron	16.113	102.695	20.404	121.686
29291010	Diphenylmethane diisocyanate (MDI)	12	563	371	12.251
29291020	Toluene diisocyanate	-	209.000	-	506.763
29291090	Isocyanates other than Diphenylmethane diisocyanate (MDI) and Toluene diisocyanate	53.395	276.819	319.195	1.811.216
29299010	Sodium cyclamate	33.090	129.821	56.800	200.549
29299090	Compounds with other nitrogen function other than Isocyanates and Cyclamates	-	367.250	-	874.399
29302000	Thiocarbamates and dithiocarbamates	-	219.450	-	1.101.479
29304000	Methionine	400	400	4.462	4.462
29307000	Bis(2-hydroxyethyl)sulfide (thiodiglycol)	-	1	-	1
29309010	Dithiocarbonates	-	20.702	-	161.558
29309090	Organo-sulphur compounds, other than HS 29301000-29309010	72.109	524.125	930.290	8.891.435
29311010	Tetramethyl lead	-	1.930	-	28.850
29314920	Salts of N-(phosphonomethyl) glycine	-	0	-	5
29314990	Non-halogenated organo-phosphorous derivatives, other than HS 29314100-29314920	-	1.600	-	3.344
29319041	Organoarsenic compounds, in liquid form	-	9.485	-	31.006
29319049	Organoarsenic compounds, other than in liquid form	-	20.000	-	20.000
29319050	Dimethyltin dichloride	-	6.000	-	15.868
29319090	Organo-inorganic compounds other than HS 29311010-29319050	239.971	792.993	1.836.428	5.804.498
29321200	2-Furaldehyde (furfuraldehyde)	10	10	680	680
29321300	Furfuryl alcohol and tetrahydrofurfuryl alcohol	-	84	-	2.523
29321400	Sucralose	-	24.100	-	1.015.226
29321900	Compounds containing an unfused furan ring (whether or not hydrogenated) in the structure, other than HS 29321100-29321400	12	1.150	4.213	124.199
29322010	Coumarin (1,2-Benzopyrone), methylcoumarins and ethylcoumarins	-	4.500	-	62.123

Tabel 3 : Ekspor Indonesia menurut Komoditi (Kode HS 8 digit)

Juni 2023

Kode H S	Uraian golongan barang	Berat bersih (Kg)		Nilai F.O.B. (U S \$)	
		Bulan ini	Kumulatif	Bulan ini	Kumulatif
(1)	(2)	(3)	(4)	(5)	(6)
29322090	Lactones, other than coumarin (1,2-Benzopyrone), methylcoumarins and ethylcoumarins	125	535	3.000	112.569
29329900	Heterocyclic compounds with oxygen hetero-atom(s) only, other than HS 29321100-29329600	40	414	493	10.652
29332100	Hydantoin and its derivatives	32.200	423.951	47.534	865.106
29332900	Compounds containing an unfused imidazole ring (whether or not hydrogenated) in the structure, other than Hydantoin and its derivatives	230.650	1.174.879	1.333.827	6.837.957
29333910	Chlorpheniramine and isoniazid	-	350	-	9.560
29333990	Compounds containing an unfused pyridine ring (whether or not hydrogenated) in the structure, other than HS29333100-29333930	125	1.138	6.915	62.128
29334910	Dextromethorphan	1	6	1	336
29335910	Diazinon	-	83.127	-	152.111
29335990	Compounds containing a pyrimidine ring (whether or not hydrogenated) or piperazine ring in the structure, other than HS 29335200-29335910	-	11.220	-	122.437
29336900	Compounds containing an unfused triazine ring (whether or not hydrogenated) in the structure, other than melamine	3.801	242.795	5.650	733.393
29337900	Lactams, other than 6-Hexanelactam (epsilon-caprolactam) and Clobazam and methyprylon	100	256	1.022	22.935
29339910	Mebendazole and parbendazole	-	179	-	9.583
29339990	Heterocyclic compounds with nitrogen hetero-atom(s) only, other than HS 29331100-29339910	3.455.812	21.755.918	20.326.183	128.389.396
29341000	Compounds containing an unfused thiazole ring (whether or not hydrogenated) in the structure	0	0	87	5.109
29342000	Compounds containing in the structure a benzothiazole ring- system (whether or not hydrogenated), not further fused	1.000	2.100	6.501	11.840
29349910	Nucleic acids and their salts	892.369	5.548.691	5.709.949	37.373.158
29349920	Sultones, sultams, diltiazem	-	1.328	-	492.216
29349930	6-Aminopenicillanic acid	800	1.850	1.104	2.584
29349990	Nucleic acids and their salts, whether or not chemically defined, other heterocyclic compounds, other than HS 29341000-29349950	114.990	680.524	1.806.772	12.901.872
29359000	Sulphonamides other than HS 29351000-29355000	36.395	327.990	500.334	4.603.181
29362100	Vitamin A and their derivatives	42	830	735	48.514
29362200	Vitamin B1 and its derivatives	1	1	16	16
29362300	Vitamin B2 and its derivatives	-	1.960	-	27.440
29362400	D- or DL-Pantothenic acid (Vitamin B5) and its derivatives	240	8.450	6.231	214.871
29362500	Vitamin B6 and its derivatives	50	50	1.600	1.600
29362600	Vitamin B12 and its derivatives	-	675	-	63.503
29362700	Vitamin C and its derivatives	3.545	5.643	37.230	52.643
29362800	Vitamin E and its derivatives	1.414	64.709	197.159	1.864.447
29362900	Vitamins and their derivatives, unmixed, other than HS 29362100-29362800	555	33.813	9.490	415.848
29369000	Provitamins and vitamins, natural or reproduced by synthesis (including natural concentrates), other than HS 29362100-29362900	17.888	80.845	46.758	279.687
29371900	Polypeptide hormones, protein hormones and glycoprotein hormones, their derivatives and structural analogues, other than Somatotropin, its derivatives and structural analogues and Insulin & its salts	14	231	389	6.227
29372100	Cortisone, hydrocortisone, prednisone (dehydrocortisone) and prednisolone (dehydrohydrocortisone)	535	535	171.705	171.705
29372900	Steroidal hormones, their derivatives and structural analogues, other than HS 29372100-29372300	-	75	-	93.750
29389000	Glycosides, natural or reproduced by synthesis, and their salts, ethers, esters and other derivatives, other than Rutoside (rutin) and its derivatives	2.661	67.145	69.751	411.619
29392010	Quinine and its salts	3.750	29.391	430.893	3.158.128
29392090	Alkaloids of cinchona and their derivatives, salts thereof, other than Quinine and its salts	-	1	-	12

Tabel 3 : Ekspor Indonesia menurut Komoditi (Kode HS 8 digit)

Juni 2023

Kode H S	Uraian golongan barang	Berat bersih (Kg)		Nilai F.O.B. (U S \$)	
		Bulan ini	Kumulatif	Bulan ini	Kumulatif
(1)	(2)	(3)	(4)	(5)	(6)
29393000	Caffeine and its salts	860	1.294	25.467	45.396
29394100	Ephedrine and its salts	-	0	-	0
29394200	Pseudoephedrine and its salts	-	0	-	2
29394400	Norephedrine and its salts	-	2.450	-	142.100
29400000	Sugars, chemically pure oth than sucrose ,lactose, maltose, glucose, & fructose	1.407.811	7.629.517	1.292.926	7.355.909
29411011	Amoxicillin & its salts, Non-sterile	-	12.750	-	285.938
29411019	Amoxicillin & its salts, Sterile	-	3	-	50
29411090	Penicillins and their derivatives with a penicillanic acid structure, salts thereof, other than Amoxicillin and Ampicillin	-	4.773	-	87.300
29415000	Erythromycin and its derivatives, salts thereof	74	179	1.975	4.944
29419000	Antibiotics, n.e.c. in heading 2941	-	820	-	73.242
29420000	Organic compounds, n.e.c. in chapter 29	243	199.958	467	1.289.863
30012000	Extracts of glands or other organs or of their secretions	1	3	30	41
30019000	Heparin and its salts,other human/animal substance prepared for therapeutic/prophylactic uses, not elsewhere specified/included	320	334	320	672
30021210	Antisera, plasma protein solutions, haemoglobin powder	90	94	2.100	2.107
30021290	Antisera and other blood fractions, other than antisera, plasma protein solutions, haemoglobin powder	1.578	8.264	4.266.669	14.255.469
30021400	Immunological products, mixed, not put up in measured doses or in forms or packings for retail sale	169	213	21.874	21.888
30021500	Immunological products, put up in measured doses or in forms or packings for retail sale	-	2	-	43
30024110	Tetanus toxoid	-	4	-	14
30024120	Pertussis, measles, meningitis or polio vaccines	27.627	123.451	5.015.481	21.374.460
30024190	Vaccines for human medicine other than tetanus toxoid, pertussis, measles, meningitis or polio vaccines	11.459	42.184	1.198.225	17.720.014
30024200	Vaccines for veterinary medicine	57.926	262.581	1.573.665	7.718.487
30024900	Vaccines oth than for human medicine and veterinary medicine	-	21	-	61
30025900	Cell cultures, whether or not modified, other than cell therapy products	-	0	-	10
30029000	Human blood, animal blood prepared for therapeutic, prophylactic or diagnostic uses for oth than sub heading 300212-300259	13.508	68.119	52.853	287.289
30031090	Medicaments cont. penicillins/deriv, with penicillanic acid structure/streptomycins, other than cont. amoxicillin&icillin	153	53.193	1.477	642.829
30032000	Medicaments cont. antibiotic, consist of 2constituent mix for therapeutic/prophylactic,not in measured dose/pack for retail	-	154	-	4.662
30033100	Medicaments containing insulin, for therapeutic or prophylactic uses, not packaged for retail sale	-	0	-	5
30033900	Medicaments containing hormones (excl. insulin),for therapeutic/prophylactic uses,not packaged for retail sale	44.888	401.405	678.161	5.496.638
30039000	Medicaments, for therapeutic or prophylactic uses, not packed for retail sale, other than HS 30031010-30036000	-	3.132	-	1.551.595
30041015	Medicament,containing penicillin G (excl penicillin G benzathine),phenoxymethyl penicillin/salts thereof,for retail sale	3.525	14.644	385.470	1.614.950
30041016	Medicaments containing ampicillin,amoxycillin or salts thereof,of a kind taken orally,packing for retail sale	5.927	38.273	366.975	1.426.756
30041019	Medicaments containing penicillins/derivates thereof,packing for retail sale,other than HS 30041015-30041016	50.072	499.373	3.709.852	34.324.114
30041020	Medicament,containing streptomycyns or derivates thereof,for retail sale	-	127	-	18.900
30042010	Antibiotics containing gentamycin,lincomycin,sulfamethoxazole/its derivatives,of a kind taken orally/in ointment form	461	2.166	67.674	252.596

Tabel 3 : Ekspor Indonesia menurut Komoditi (Kode HS 8 digit)

Juni 2023

Kode H S	Uraian golongan barang	Berat bersih (Kg)		Nilai F.O.B. (U S \$)	
		Bulan ini	Kumulatif	Bulan ini	Kumulatif
		(1)	(2)	(3)	(4)
30042031	Antibiotics containing erythromycin or derivatives thereof, of a kind taken orally	13.400	111.719	107.964	1.577.107
30042032	Antibiotics containing erythromycin or derivatives thereof, in ointment form	648	1.992	13.365	40.388
30042039	Antibiotics containing erythromycin or derivatives thereof, other than of a kind taken orally or in ointment form	2.983	8.554	455.743	1.328.337
30042071	Antibiotics containing tetracyclines or chloramphenicols or derivatives,of a kind taken orally or in ointment form	1.391	12.768	57.513	465.484
30042079	Antibiotics containing tetracyclines or chloramphenicols or derivatives,oth of a kind taken orally or in ointment form	-	80	-	2.519
30042091	Antibiotic, of a kind taken orally or ointment form, other than HS 30042010-30042079	3.735	11.701	140.576	737.203
30042099	Antibiotic, other than of a kind taken orally or ointment form, other than HS 30042010-30042079	16.574	102.612	345.340	3.824.004
30043100	Medicaments containing hormones or other products of heading 2937, containing insulin	7.341	43.593	129.144	1.068.229
30043210	Medicaments contain corticosteroid hormones,its derivatives/structural analogues,contain dexamethasone/their derivatives	2.205	14.934	3.395	81.395
30043290	Medicaments containing corticosteroid hormones, their derivatives or structural analogues, oth HS 30043210-30043240	2.761	15.935	429.082	2.116.280
30043900	Medicaments containing hormones/other products of heading 2937, other than HS 30043100-30043290	96.976	400.119	799.988	6.369.641
30044100	Medicaments containing alkaloids or derivatives thereof,containing ephedrine or its salts,packing for retail sale	3.870	11.966	62.347	119.916
30044200	Medicaments containing alkaloids/derivatives thereof,containing pseudoephedrine/its salts,packing for retail sale	6.320	43.606	96.067	587.460
30044300	Medicaments containing alkaloids/derivatives thereof,containing norephedrine or its salts,packing for retail sale	48.461	205.366	712.835	3.289.737
30044960	Medicaments containing theophylline, of a kind taken orally, packing for retail sale	-	300	-	8.437
30045010	Medicaments containing vitamins or other products of heading 2936, of a kind suitable for children, in syrup form	26	77.852	716	246.378
30045021	Medicaments containing more than one vitamin, of a kind taken orally	140	5.183	123	26.319
30045029	Medicaments containing more than one vitamin, other than of a kind taken orally	33.980	231.437	1.318.491	6.606.134
30045091	Medicaments containing vitamin A, B or C	112	173	334	521
30045099	Medicaments containing vitamins or other products of heading 2936, other than HS 30045010-30045091	15.855	141.851	1.670.813	7.866.521
30049020	Closed sterile water for inhalation, pharmaceutical grade	9.186	21.157	35.522	96.669
30049030	Antiseptics	44.192	652.127	91.875	2.767.629
30049049	Anaesthetics, other than containing procaine hydrochloride	145.167	1.101.626	2.290.649	14.778.207
30049051	Analgesics, antipyretics&oth medicaments for coughs/colds,contain acetylsalicylic acid,paracetamol/dipyrone,taken orally	212.740	1.449.432	3.177.918	22.672.147
30049054	Analgesics, antipyretics&other medicaments for the treatment of coughs/colds,containing piroxicam or ibuprofen	7.313	39.501	120.927	1.031.591
30049055	Analgesics, antipyretics&other medicaments for the treatment of coughs/colds, in liniment form	214.001	1.310.338	1.382.954	8.964.667
30049059	Analgesics, antipyretics & other medicaments for the treatment of coughs or colds, other than HS 30049051-30049055	542.283	2.970.805	10.680.955	47.600.786
30049065	Antimalarials, herbal medicaments	16.807	94.143	220.922	1.346.917
30049069	Antimalarials, other than containing primaquine/artemisinin other than of subheading 30046010 / herbal medicaments	1.935	29.022	44.292	232.518

Tabel 3 : Ekspor Indonesia menurut Komoditi (Kode HS 8 digit)

Juni 2023

Kode H S	Uraian golongan barang	Berat bersih (Kg)		Nilai F.O.B. (U S \$)	
		Bulan ini	Kumulatif	Bulan ini	Kumulatif
(1)	(2)	(3)	(4)	(5)	(6)
30049072	Anthelmintic, herbal medicaments	3.024	14.250	36.429	139.789
30049079	Anthelmintic, other than containing piperazine or mebendazole or herbal medicaments	29.301	170.795	668.556	2.924.764
30049082	Anti HIV/AIDS medicaments	139	2.022	191.557	4.486.330
30049089	Medicaments for the treatment of cancer or other intractable diseases, other than containing deferroxamine, for injection	3.967	16.012	493.730	6.025.922
30049091	Medicaments containing sodium chloride or glucose, for infusion, packaged for retail sale	17.969	316.928	68.937	1.213.176
30049092	Medicaments containing sorbitol or salbutamol, for infusion, packaged for retail sale	-	41.857	-	233.257
30049093	Medicaments containing sorbitol or salbutamol, in other forms, packaged for retail sale	5.556	108.527	14.160	1.148.022
30049094	Medicaments containing cimetidine or ranitidine other than for injection, packaged for retail sale	7.533	35.300	55.298	410.170
30049096	Nasal-drop medicaments containing naphazoline, xylometazoline or oxymetazoline	16	88	99	973
30049098	Herbal medicaments, other than for anthelmintic or antimalarials	205.759	1.012.832	536.117	2.269.773
30049099	Medicament consisting of mix/unmix product for therapeutic/prophylactic uses,for retail sale,oth HS 30041015-30049098	55.856	253.097	9.178.441	50.440.402
30051010	Adhesive dressings and other articles having an adhesive layer, impregnated or coated with pharmaceutical substances	7.762	22.761	86.999	279.485
30051090	Adhesive dressings & other articles having an adhesive layer, other than impregnated/coated with pharmaceutical substances	11.168	107.510	103.275	969.093
30059010	Bandages, put up in forms or packings for retail sale for medical, surgical, dental or veterinary purposes	5.703	29.430	27.549	113.322
30059020	Gauze, put up in forms or packings for retail sale for medical, surgical, dental or veterinary purposes	3	127	49	1.875
30059090	Wadding,packings for retail sale for medical,surgical,dental/veterinary purposes,other than HS 30051010-30059020	3.148	66.271	56.527	1.230.677
30061010	Sterile absorbable surgical or dental yarn, sterile surgical or dental adhesion barriers, whether or not absorbable	-	21	-	15.284
30061090	Sterile surgical catgut,sterile tissue adhesives for surgical wound closure, sterile laminaria & sterile laminaria tents	14	180	1.562	11.729
30063010	Opacifying preparations for Xray examinations, diagnostic reagents designed, barium sulphate, of a kind taken orally	-	669.000	-	45.452
30063090	Opacifying preparations for Xray examinations, other than HS 30063010-30063030	-	100	-	1.030
30064010	Dental cements and other dental fillings	-	646	-	264.322
30065000	First-aid boxes and kits	1.327	1.440	4.702	13.746
30066000	Chemical contraceptive preparations based on hormones, on other products of heading 2937 or on spermicides	15.628	142.995	1.304.556	9.951.628
30067000	Gel prep designed to be used in hum or vet med as a lubricant for parts of the body for surg operations or physical exam	4	3.507	1.633	6.487
31010010	Fertilisers produced by of solely vegetable origin	629.300	4.770.508	221.527	1.374.776
31010092	Fertilisers produced of animal origin (other than guano), chemically treated	24.000	68.461	3.550	15.880
31010099	Animal fertilisers,not chemically treated	917.101	8.993.134	257.300	2.732.934
31021000	Urea, whether or not in aqueous solution	152.681.147	641.861.899	49.882.621	214.056.045
31022100	Ammonium sulphate	2.000	4.017	1.005	2.074
31022900	Double salts and mixtures of ammonium sulphate and ammonium nitrate	-	240.093	-	101.835
31023000	Ammonium nitrate, whether or not in aqueous solution	3.600.000	29.584.800	2.498.400	23.245.752
31025000	Sodium nitrate	4	15.004	4	16.725
31026000	Double salts and mixtures of calcium nitrate and ammonium nitrate	10.000	10.001	10.150	10.151

Tabel 3 : Ekspor Indonesia menurut Komoditi (Kode HS 8 digit)

Juni 2023

Kode H S	Uraian golongan barang	Berat bersih (Kg)		Nilai F.O.B. (U S \$)	
		Bulan ini	Kumulatif	Bulan ini	Kumulatif
(1)	(2)	(3)	(4)	(5)	(6)
31029000	Mineral or chemical fertilisers, nitrogenous, other than HS 31021000-31028000	-	28	-	10
31031190	Superphosphates containing by weight 35 % or more of diphosphorus pentaoxide (P2O5), other than feed grade	450.000	4.664.000	107.800	1.123.453
31031990	Superphosphates containing by weight less than 35 % of diphosphorus pentaoxide (P2O5), other than feed grade	100.000	1.050.251	22.560	291.296
31039090	Mineral or chemical fertilisers, phosphatic, other than superphosphate & calcined phosphatic fertilisers	264.376	1.452.815	89.679	560.680
31042000	Potassium chloride	-	675.921	-	499.260
31043000	Potassium sulphate	1.752.006	4.586.013	1.009.597	2.685.328
31051020	Mineral/chemical fertilisers contain 2 or 3 of fertilising elements in tablets/similar forms of a gross weight ≤10 kg	20	923	176	28.516
31052000	Mineral or chemical fertilisers containing the three fertilising elements nitrogen, phosphorus and potassium	125.301	1.358.386	66.930	883.263
31053000	Diammonium hydrogenorthophosphate (diammonium phosphate)	-	26	-	22
31055100	Mineral or chemical fertilisers containing nitrates and phosphates	-	254.600	-	72.560
31055900	Mineral/chemical fertilisers, contain the two fertilising elements nitrogen and phosphorus, oth contain nitrates and phosphates	72.000	58.347.020	12.228	26.179.020
31056000	Mineral or chemical fertilisers containing the two fertilising elements phosphorus and potassium	5.250	23.972	16.169	28.226
31059000	Mineral/chemical fertilisers contain two/three of fertilising elements nitrogen, phosphorus & potassium, oth HS 31052000-31056000	715.127	4.321.110	432.954	1.921.328
32011000	Quebracho extract	15.175	15.175	33.840	33.840
32019000	Tanning extracts of vegetable origin, tanning and their salts, ethers, ester and other derivatives, other than quebracho and wattle extract	2.111.841	10.443.206	9.198.138	37.861.007
32021000	Synthetic organic tanning substances	249.565	1.280.025	359.028	2.083.231
32029000	Inorganic tanning substances, tanning prep, whether or not containing natural tanning substances, enzymatic prep for pre-tanning	-	131.509	-	1.263.639
32030010	Colouring matter of vegetable/animal origin incl dyeing extracts excluding animal black, of a kind used in the food/drink industries	436	84.052	6.440	123.944
32030090	Colouring matter of vegetable/animal origin incl dyeing extract excluding animal black other than used in the food or drink industries	266	1.802	6.682	30.435
32041110	Disperse dyes and preparations based thereon, crude	1	5.679	4	74.311
32041190	Disperse dyes and preparations based thereon, other than crude	226.447	1.778.650	2.849.812	23.196.744
32041210	Acid dyes, whether or not premetallised, and preparations based thereon	26.172	200.410	408.686	2.913.006
32041290	Mordant dyes and preparations based thereon	39	728	162	7.737
32041300	Basic dyes and preparations based thereon	4.187	32.256	67.422	270.269
32041400	Direct dyes and preparations based thereon	227.611	1.445.622	549.983	3.167.092
32041500	Vat dyes (including those usable in that state as pigments) and preparations based thereon	19.026	166.755	469.657	3.768.499
32041600	Reactive dyes and preparations based thereon	357.896	1.755.044	2.008.267	11.461.336
32041710	Synthetic organic pigment in powder form	98.139	789.167	885.950	6.946.783
32041790	Pigments and preparations based thereon, other than synthetic organic pigment in powder form	67.448	1.339.108	436.134	6.731.539
32041900	Synthetic organic colouring matter & prep, including mixtures of colouring matter of 2 or more of the subheading 320411-320419	237.225	1.011.913	241.808	1.068.470
32042000	Synthetic organic products of a kind used as fluorescent brightening agents	588.942	4.212.943	1.081.099	7.717.862
32049000	Synthetic organic colouring matter, prep as specified in Note 3 to this Chapter, other than HS 32041100-32042000	120	1.198	2.367	21.922

Tabel 3 : Ekspor Indonesia menurut Komoditi (Kode HS 8 digit)

Juni 2023					
Kode H S	Uraian golongan barang	Berat bersih (Kg)		Nilai F.O.B. (U S \$)	
		Bulan ini	Kumulatif	Bulan ini	Kumulatif
(1)	(2)	(3)	(4)	(5)	(6)
32050000	Colour lakes, preparations as specified in Note 3 to this Chapter based on colour lakes.	-	1.388	-	16.835
32061110	Pigments based on titanium dioxide containing 80 % or more by weight of titanium dioxide calculated on the dry matter	-	500	-	3.691
32061910	Pigments based on titanium dioxide containing less than 80 % by weight of titanium dioxide calculated on the dry matter	23.600	76.700	176.910	572.084
32061990	Preparations based on titanium dioxide containing < 80% by weight of titanium dioxide calculated on the dry matter	132.575	393.800	505.355	1.444.638
32062010	Chrome yellow, chrome green and molybdate orange or red based on chromium compounds	66.450	275.676	309.012	1.443.984
32062090	Pigments and preparation based on chromium compounds, oth than chrome yellow, chrome green and molybdate orange/red from chrome compounds	200	13.960	1.792	49.999
32064190	Ultramarine	-	61.001	-	107.707
32064290	Lithopone and other pigments based on zinc sulphide	-	9	-	284
32064911	Preparations of inorganic pigment based on cadmium compounds of hexacyanoferrates (ferrocyanides and ferricyanides)	50	50	1.576	1.576
32064919	Preparations of other inorganic pigment based on cadmium compounds of hexacyanoferrates (ferrocyanides and ferricyanides)	61	104	218	368
32064990	Colouring matter, other than ultramarine and prep based thereon or lithopone and other pigments and prep based on zinc sulphide	291.092	997.371	902.018	4.021.039
32065090	Inorganic products of a kind used as luminophores, other than preparations	224	294	3.272	3.808
32071000	Prepared pigments, prepared opacifiers, prepared colours and similar preparations	1.411.367	13.156.297	2.178.237	15.654.145
32072010	Enamel frits	55.812	160.212	136.194	358.150
32072090	Vitrifiable enamels and glazes, engobes (slips) and similar preparations, other than enamel frits	614.269	5.589.620	390.854	3.082.424
32073000	Liquid lustres and similar preparations	252	7.296	1.488	17.062
32074000	Glass frit and other glass, in the form of powder, granules or flakes	817.642	3.719.647	696.470	3.588.944
32081011	Varnishes (including lacquers) based on polyesters of a kind used in dentistry	-	10	-	2
32081019	Varnishes (including lacquers) based on polyesters, other than of a kind used in dentistry	308	21.669	520	60.262
32081020	Antifouling and/or anticorrosive paints for ships' hulls based on polyesters	12	1.560	107	4.197
32081090	Paint incl enamels based on polyesters, oth than varnishes incl lacq and antifouling and/or anticorrosive paint for ships' hulls	572.847	3.739.500	1.767.043	11.354.179
32082040	Antifouling and/or anticorrosive paints for ships' hulls based on acrylic or vinyl polymers	34.928	70.803	180.794	373.430
32082090	Paints based on acrylic or vinyl polymers, oth than antifouling and/or anticorrosive paint	296.568	1.717.796	1.223.554	6.422.292
32089011	Varnishes (including lacquers), >100oC heat resistance, used in dentistry, other than based on polyesters, acrylic/vinyl polymers	6	6	33	33
32089019	Varnishes (including lacquers), >100oC heat resistance, not used in dentistry, other based on polyesters, acrylic/vinyl polymers	59.516	305.356	254.366	1.052.198
32089029	Varnishes (incl lacquers), ≤100oC heat resistance, not used in dentistry, oth based on polyesters, acrylic/vinyl polymers	110.155	709.001	375.768	2.579.909
32089030	Antifouling and/or anticorrosive paints for ships' hulls other than based on polyesters and based on acrylic or vinyl polymers	-	3.051	-	30.927
32089090	Paint & varnishes incl enamels & lacquers exc based on polyesters & based on acrylic/vinyl polymers & HS 32081010-32089030	726.139	4.450.291	2.877.220	18.158.068

Tabel 3 : Ekspor Indonesia menurut Komoditi (Kode HS 8 digit)

Juni 2023

Kode H S	Uraian golongan barang	Berat bersih (Kg)		Nilai F.O.B. (U S \$)	
		Bulan ini	Kumulatif	Bulan ini	Kumulatif
(1)	(2)	(3)	(4)	(5)	(6)
32091010	Varnishes (including lacquers), based on acrylic or vinyl polymers	12.716	197.050	27.784	371.315
32091050	Antifouling and/or anticorrosive paints for ships' hulls, based on acrylic or vinyl polymers	240	9.707	870	64.118
32091090	Paints&varnishes including enamels based on acrylic or vinyl polymers, other than HS 32091010-32091050	95.380	490.073	96.176	752.803
32099000	Paints and varnishes (including enamels and lacquers), other than based on acrylic or vinyl polymers	247.198	1.268.791	438.126	2.465.278
32100010	Varnishes (including lacquers)	13.000	53.440	76.826	309.450
32100030	Prepared water pigments of a kind used for finishing leather	-	7	-	7
32100091	Antifouling and/or anticorrosive paints for ships' hulls	-	5.364	-	1.637
32100099	Paints other than antifouling and/or anticorrosive paints for ships' hulls	23.791	255.500	62.110	1.014.128
32110000	Prepared driers	20.491	35.962	88.721	162.221
32121000	Stamping foils	3.332	16.576	67.338	331.739
32129011	Aluminium paste dispersed in nonaqueous media, of a kind used in the manufacture of paints (including enamels)	15	532	1.490	14.874
32129014	Pigments incl metallic powders and flakes dispersed in not water media,in liq/paste form,for manufacture of leather paint	-	444	-	1.613
32129019	Pigment incl metallic powders and flakes dispersed in not water media,in liq/paste form,not for manufacture of leather paint	2.023	11.008	16.699	81.933
32129021	Dyes and other colouring matter put up in forms or packings for retail sale of a kind used in the food or drink industries	22	134	740	2.532
32129022	Dyes put up in forms/packings for retail sale of a kind not used in the food/drink industries	-	8	-	0
32129029	Colouring matter put up in forms/packings for retail sale of a kind not used in the food/drink industries	545	14.527	3.876	86.248
32131000	Colours in sets, of a kind used by artists, students or signboard painters	151	2.047	371	17.819
32139000	Colours, of a kind used by artists, students or signboard painters, other than colours in sets	50	152	71	2.632
32141000	Glaziers' putty, grafting putty, resin cements, caulking compounds & other mastics, painters' fillings	109.305	550.270	424.872	2.179.651
32149000	Non-refractory surfacing preparations for facades, indoor walls, floors, ceilings or the like.	229.039	1.304.021	280.605	1.678.833
32151110	Printing ink, black, ultraviolet curable	2	16	2	9
32151120	Printing ink, black, solid ink in engineered shapes for insertion into	42	51	164	205
32151190	Printing ink, black, other than ultraviolet curable and solid ink in engineered shapes for insertion into	103.131	627.102	1.094.975	5.252.073
32151910	Printing ink, other than black, solid ink in engineered shapes for insertion into	303.391	1.661.656	1.149.451	6.607.675
32151990	Printing ink, other than black, other than solid ink in engineered shapes for insertion into	863.178	4.127.188	5.905.323	31.639.913
32159010	Carbon mass of a kind used to manufacture carbon paper	115	115	300	300
32159060	Writing or drawing ink	77	248	2.373	11.527
32159070	Ink of a kind suitable for use with duplicating machines of heading 8472	27.823	161.587	651.008	3.382.589
32159090	Ink, whether or not concentrated or solid, other than HS 32151110-32159070	64.428	253.786	1.241.766	2.944.354
33011200	Essential oils of orange	717	13.941	55.305	247.760
33011300	Essential oils of lemon	-	1.755	-	104.022
33011900	Essential oils of citrus fruit, other than of orange & lemon	29.123	174.786	671.196	4.068.083
33012400	Essential oils of peppermint (Mentha piperita)	3.601	25.534	102.602	272.219
33012500	Essential oils of other mints, other than peppermint (Mentha piperita)	200	1.513	7.800	48.495
33012920	Essential oils of sandalwood	1.152	5.436	415.606	1.538.382
33012930	Essential oils of citronella	80.272	252.812	1.096.459	3.430.626
33012940	Essential oils of nutmeg	28.091	218.318	1.545.382	12.447.826
33012950	Essential oils of cloves	120.265	603.841	1.549.055	8.196.686

Tabel 3 : Ekspor Indonesia menurut Komoditi (Kode HS 8 digit)

Juni 2023

Kode H S	Uraian golongan barang	Berat bersih (Kg)		Nilai F.O.B. (U S \$)	
		Bulan ini	Kumulatif	Bulan ini	Kumulatif
(1)	(2)	(3)	(4)	(5)	(6)
33012960	Essential oils of patchouli	152.993	1.004.863	6.502.077	41.466.164
33012970	Essential oils of lemon grass, cinnamon, ginger, cardamom or fennel	416	6.088	8.400	761.563
33012990	Essential oils other than HS 33011200-33012970	-	2.299	-	227.282
33013000	Resinoids	-	6	-	1.355
33019010	Aqueous distillates & aqueous solutions of essential oils suitable for medicinal use	5.986	60.806	243.531	2.257.636
33019020	Extract oleoresins	1.504	2.016	25.869	42.253
33019090	Concentrates of essential oils in fats, in fixed oils, in waxes or the like, obtained by enfleurage or maceration, terpenic by-products of the deterpenation of essential oils	61.459	422.484	1.166.109	7.382.026
33021010	Odoriferous alcoholic preparations of a kind used in the manufacture of alcoholic beverages, in liquid form	16.277	39.388	206.746	514.115
33021020	Odoriferous alcoholic preparations of a kind used in the manufacture of alcoholic beverages, in other forms	800	15.075	25.165	338.999
33021030	Other of a kind used in the food or drink industries not containing alcohol	288.964	1.577.905	2.981.106	15.244.193
33021090	Odoriferous alcoholic preparations of a kind used in the food or drink industries, other than HS 33021010-33021020	745.465	3.949.606	8.673.436	43.722.000
33029000	Odoriferous substances and mixtures, used as raw materials in industries other than the food or drink industries	544.547	2.999.380	8.589.257	43.676.389
33030000	Perfumes and toilet waters	682.952	4.389.471	10.304.443	62.354.440
33041000	Lip makeup preparations	5.101	20.177	482.319	957.832
33042000	Eye makeup preparations	15.296	86.954	193.505	857.714
33043000	Manicure and pedicure preparations	2.911	15.503	39.849	524.442
33049100	Beauty or make up preparations, powders, whether or not compressed	210.601	1.294.685	788.467	4.854.894
33049920	Antiacne preparations	41.642	176.673	127.185	852.430
33049930	Face or skin creams and lotions other than antiacne preparations	1.097.666	6.151.130	4.233.174	22.007.514
33049990	Beauty/make up preparat, for the care of the skin (incl sunscreen or sun tan preparations), ot HS 33041000-33049930	951.219	7.114.165	5.377.277	42.809.991
33051010	Shampoos having antifungal properties	735.756	4.041.394	1.386.927	7.819.825
33051090	Shampoos not having antifungal properties	708.355	6.128.055	1.720.140	14.496.358
33052000	Preparations for permanent waving or straightening	1.203	18.982	4.138	102.599
33053000	Hair lacquers	295	2.155	4.618	10.192
33059000	Preparations for use on the hair, other than shampoos, preparations for permanent waving or straightening and hair lacquer	538.674	3.525.159	4.286.464	23.127.446
33061010	Dentifrices in powders forms and pastes for dental prophylaxis	446.945	2.975.395	986.916	6.863.539
33061090	Dentifrices, other than in powders forms and pastes for dental prophylaxis	86.127	488.263	381.543	1.926.467
33062000	Yarn used to clean between the teeth (dental floss)	-	726	-	1.995
33069000	Prep for oral/dental hygiene, incl denture fixative pastes and powders,in individual retail packages,other than dentifrices	58.946	258.939	177.012	911.355
33071000	Preshave, shaving or aftershave preparations	14.716	70.110	39.097	201.869
33072000	Personal deodorants and antiperspirants	168.920	1.123.119	1.082.670	6.848.649
33073000	Perfumed bath salts and other bath preparations	10	49	44	219
33074110	Agarbatti and other odoriferous prep which operate by burning, Scented powders of a kind used during religious rites	40.233	596.807	17.352	259.415
33074190	Agarbatti and other odoriferous prep which operate by burning, other than scented powders of a kind used during religious rites	14.314	96.905	77.616	414.576
33074910	Room perfuming preparations, whether or not having disinfectant properties	108.944	755.384	651.809	3.912.841
33074990	Deodorising rooms, other than room perfuming preparations, whether or not having disinfectant properties	43.961	128.816	236.017	729.020
33079030	Papers and tissues, impregnated or coated with perfume or cosmetics	92.050	429.699	269.112	1.187.022

Tabel 3 : Ekspor Indonesia menurut Komoditi (Kode HS 8 digit)

Juni 2023

Kode H S	Uraian golongan barang	Berat bersih (Kg)		Nilai F.O.B. (U S \$)	
		Bulan ini	Kumulatif	Bulan ini	Kumulatif
(1)	(2)	(3)	(4)	(5)	(6)
33079040	Perfumery or cosmetics, including depilatories, other than HS 33071000-33079030	5.122	38.321	25.100	279.113
33079050	Contact lens or artificial eye solutions	2.982	25.730	22.720	197.386
33079090	Perfumery, cosmetic or toilet preparations, other than HS 33071000-33079050	39.698	314.592	297.628	2.580.316
34011140	Medicated soap including disinfectant soap	1.853.017	12.128.420	3.335.093	22.432.532
34011150	Soap for toilet use including bath soap other than medicated soap	14.045.914	74.830.467	24.484.103	140.331.732
34011161	Soap and organic surface-active products and preparations for toilet use, nonwovens impregnated, coated or covered with soap or detergent in packings for retail sale	-	25	-	68
34011169	Soap and organic surface-active products and preparations for toilet use, of felt or nonwovens, impregnated, coated or covered with soap or detergent other than nonwovens in packings for retail sale	2.637	17.798	6.127	57.427
34011170	Soap and organic surface-active products and preparations for toilet use, of paper, impregnated, coated or covered with soap or detergent	-	146	-	529
34011190	Soap and organic surface-active products & preparations in the form of bars, cakes, moulded pieces or shapes, and paper, for toilet use, other than HS 34011161 & HS 34011170	1.698.628	6.276.221	1.544.771	6.009.031
34011920	Soap and organic surface-active products and preparations other than for toilet use, of paper, impregnated, coated or covered with soap or detergent	1.469	4.226	2.726	10.017
34011990	Soap and organic surface-active products and preparations in the form of bars, cakes, moulded pieces or shapes, and paper, other than for toilet use, other than HS 34011910-34011920	3.221.432	25.122.033	3.975.289	36.894.189
34012020	Soap chips	56.012.138	290.954.072	45.958.384	238.683.862
34012091	Soap in other forms of a kind used for flotation deinking of recycled paper, other than soap chips	-	1.725.000	-	1.680.263
34012099	Soap in other forms, other than soap chips and soap of a kind used for flotation deinking of recycled paper	117.446	8.312.231	200.997	7.849.992
34013000	Organic surfaceactive products&prep for washing the skin,in the form of liquid/cream&put up for retail, contain soap/not	1.069.140	5.483.772	3.177.879	15.935.291
34023110	Sulphonated alkylbenzenes	890.066	5.545.509	1.113.113	7.625.088
34023190	Linear alkylbenzene sulphonic acids and their salts other than Sulphonated alkylbenzenes	83.754	641.398	103.393	918.209
34023910	Sulphated fatty alcohols	2.769.677	18.542.607	4.093.620	27.808.052
34023990	Other linear alkylbenzene sulphonic acids and their salts other than sulphated fatty alcohols	817.519	4.002.825	1.528.432	7.710.303
34024100	Cationic	33.320	826.176	79.459	1.891.161
34024210	Hydroxyl-terminated polybutadiene	4.752	26.975	15.096	45.174
34024290	Non ionic other than Hydroxyl-terminated polybutadiene	386.928	1.865.213	697.608	3.540.191
34024910	Other than cationic and non-ionic suitable for use in fire-extinguishing preparations	696	5.764	3.848	14.247
34024990	Other than cationic and non-ionic not suitable for use in fire-extinguishing preparations	986.794	5.310.387	913.264	5.458.118
34025011	Surface-active preparations put up for retail sale in liquid form	924.390	6.449.344	868.269	6.370.675
34025012	Anionic washing preparations or cleaning preparations, including bleaching, cleansing or degreasing preparations put up for retail sale in liquid form	4.492.243	26.818.570	2.996.216	18.691.434
34025019	Preparations put up for retail sale o.t surface-active preparations and anionic washing preparations or cleaning preparations, including bleaching, cleansing or degreasing preparations in liquid form	69.677	123.478	72.435	145.845
34025091	Surface-active preparations put up for retail sale in other than liquid form	35.543	58.941	54.388	70.331

Tabel 3 : Ekspor Indonesia menurut Komoditi (Kode HS 8 digit)

Juni 2023

Kode H S	Uraian golongan barang	Berat bersih (Kg)		Nilai F.O.B. (U S \$)	
		Bulan ini	Kumulatif	Bulan ini	Kumulatif
(1)	(2)	(3)	(4)	(5)	(6)
34025092	Anionic washing preparations or cleaning preparations, including bleaching, cleansing or degreasing preparations put up for retail sale in other than liquid form	15.142.724	77.859.961	13.079.833	67.488.044
34025099	Preparations put up for retail sale o.t surface-active preparations & anionic washing preparations or cleaning preparations, includ bleaching, cleansing or degreasing preparations in o.t liquid form	12.602	38.280	36.612	96.695
34029011	Anionic wetting agents in liquid form	61.770	313.933	96.026	571.870
34029012	Anionic washing or cleaning preparations, including bleaching, cleansing or degreasing preparations in liquid form	171.320	1.433.199	188.571	1.591.051
34029013	Washing/cleaning preparations, including bleaching, cleansing/degreasing prep in liquid form other than anionic prep	34.971	268.719	49.867	283.755
34029014	Anionic surface active preparations in liquid form other than anionic wetting agents and washing preparations	560	27.748	1.484	66.289
34029019	Surf active prep, wash prep incl aux wash&clean prep,cont soap/not,in liq form, oth than HS3401, 34029011-34029014, retail	279.551	1.536.531	501.496	2.785.404
34029091	Anionic wetting agents not in liquid form	12.834	40.513	17.768	83.647
34029092	Anionic washing or cleaning reparations,includ bleaching,cleansing or degreasing preparations not in liquid form	13.823	22.671	25.100	37.648
34029093	Washing/cleaning preparations, including bleaching, cleansing/degreasing prep not in liquid form other than anionic prep	31.535	107.613	67.426	205.306
34029094	Anionic surface active preparations not in liquid form other than anionic wetting agents and washing preparations	5.370	8.050	7.995	11.895
34029099	Surface active prep,wash prep incl aux wash&clean prep,cont soap/not,not in liq form,oth than of 3401,HS 34029091-34029094	428.219	2.892.761	726.849	7.063.228
34031111	Liquid lubricating oil prep, for treatm of textile,or oth material, containing petroleum oil/oil from bituminous mineral	5.637	30.105	6.298	67.358
34031119	Prep for treatm of textile/oth material,in liquid form,contain petrol oil/oil from bituminous mineral, other than lubricating	329	33.076	621	75.178
34031190	Prep for treatm of textile/oth material, contain petrol oil/oil from bituminous mineral, other than in liquid form	15	23.962	15	70.094
34031911	Lubricating preparations for aircraft engines,contain petroleum oil/oil from bituminous mineral, in liquid form	-	453	-	6.797
34031912	Lubricating prep cont. petroleum oil, not for treatment textile material/leather/furskins cont. silicone oil in liquid	-	97	-	1.088
34031919	Lubricate prep cont petrol oil not for treatment textile/leather/furskin/aircraft engine not cont silicone oil in liquid	32.504	81.747	117.407	202.675
34031990	Lubricating preparation containing petroleum oil not for treatment textile material/leather/furskins, not in liquid form	179.158	516.147	444.068	1.231.869
34039111	Lubricating preparation contain silicone oil-for treatment of textile/leather/furskins, not contain petrol,in liquid form	33	286	9.000	87.011
34039119	Lubricating prep for treatment of textile/leather/furskins, not contain petrol, in liquid form, other than contain silicone oil	1.800	7.200	10.108	29.735
34039190	Lubricating prep for treatment of textile/leather/furskins, not contain petrol, other than in liquid form	37.758	153.057	51.929	226.626
34039911	Lubricating preparations for aircraft engines, not contain petroleum oil/oil from bituminous mineral, in liquid form	60	65	38	299
34039912	Lubricating prep contain silicone oil not for treatment of textile/leather/furskins,not contain petrol,in liquid form	-	18	-	44

Tabel 3 : Ekspor Indonesia menurut Komoditi (Kode HS 8 digit)

Juni 2023

Kode H S	Uraian golongan barang	Berat bersih (Kg)		Nilai F.O.B. (U S \$)	
		Bulan ini	Kumulatif	Bulan ini	Kumulatif
(1)	(2)	(3)	(4)	(5)	(6)
34039919	Lubricating prep not cont petrol,not for treatment of textile/leather/furskins/aircraft,not cont silicone oil,in liquid	1	63.162	1	203.456
34039990	Lubricating preparations,not containing petroleum oil,not for treatment of textile/leather/furskins, not in liquid form	83.985	896.558	165.953	1.891.561
34042000	Waxes, artificial and prepared, of poly(oxyethylene) (polyethylene glycol)	-	52.701	-	122.124
34049010	Waxes, artificial and prepared, of lignite chemically modified, other than poly (oxyethylene) (polyethylene glycol)	-	1	-	26
34049090	Artificial waxes & prepared waxes, other than HS 34042000-34049010	5.766.591	31.217.693	6.101.935	40.129.030
34051000	Polishes, creams and similar preparations for footwear or leather	13.277	114.730	79.158	619.629
34052000	Polishes, creams and similar preparations for the maintenance of wooden furniture, floors or other woodwork	502	3.559	2.809	14.946
34053000	Polishes and similar preparations for coachwork, other than metal polishes	-	10.924	-	37.839
34054000	Scouring pastes and powders and other scouring preparations	674	2.178	1.738	8.024
34059010	Metal polishes	251	285	382	1.067
34059090	Polishes & creams, scouring pastes & powders & similar preparations, excluding waxes of HS 3404,oth HS 34051000-34059010	7.554	23.253	95.668	235.339
34060000	Candles, tapers and the like	176.221	1.044.210	468.716	2.641.361
34070010	Modelling pastes, including those put up for children's amusement	-	155	-	25.694
34070020	Prep known as dental wax/dental impression compounds,in set, for retail/in plate, horseshoe shapes, stick/similar forms	6	23	858	957
34070030	Preparations for use in dentistry, with a basis of plaster (of calcined gypsum or calcium sulphate)	3	7	3	152
35011000	Casein	-	64.000	-	8.994
35019010	Caseinates and other casein derivatives	2	2	1	1
35022000	Milk albumin, including concentrates of two or more whey proteins	0	2.432	1	617
35030049	Gelatin and gelatin derivatives oth in powder form with a bloating level of A250 or B230 or higher on the Bloom scale	5	61	42	247
35030069	Other glues of animal origin other than fish glues	3.074	6.188	350	1.462
35040000	Peptones and their deriv, oth protein substances and their deriv,not specified or included, hide powder,chromed or not.	41.253	283.709	27.669	180.871
35051010	Dextrins, soluble or roasted starches	33.000	128.795	30.564	119.140
35051090	Dextrins, other than soluble or roasted starches	920.159	6.054.225	2.189.352	11.821.082
35052000	Glues, based on starches, or on dextrins or other modified starches	301	12.854	5.682	52.773
35061000	Products suitable for use as glues or adhesives, put up for retail sale as glues or adhesives, net weight ≤ 1 kg	170.414	1.072.264	1.129.171	7.381.886
35069110	Optically clear free-film adhesives and optically clear curable liquid adhesives of a kind used solely or principally for the manufacture of flat panel displays or touch-sensitive screen panels	42.276	181.162	107.739	483.221
35069190	Optically clear free-film adhesives and optically clear curable liquid adhesives not of a kind used solely or principally for the manufacture of flat panel displays or touch-sensitive screen panels	541.885	3.406.522	1.365.307	8.206.396
35069900	Glues and other adhesives, prepared, n.e.c. in heading no. 3506, not exceeding a net weight of 1kg	128.168	591.188	410.363	2.172.216
35071000	Rennet and concentrates thereof	2	2	1	1
35079000	Enzymes, other than rennet & concentrates thereof	33.486	311.469	795.803	4.342.288
36031000	Safety fuses	-	120	-	398
36036000	Electric detonators	-	650	-	107
36041000	Fireworks	-	37	-	695
36049020	Miniature pyrotechnic munitions and percussion caps for toys	-	7	-	97

Tabel 3 : Ekspor Indonesia menurut Komoditi (Kode HS 8 digit)

Juni 2023

Kode H S	Uraian golongan barang	Berat bersih (Kg)		Nilai F.O.B. (U S \$)	
		Bulan ini	Kumulatif	Bulan ini	Kumulatif
		(1)	(2)	(3)	(4)
36049040	Signalling flares	34	114	477	677
36049090	Pyrotechnic products, n.e.c. in heading 3604	19.078	67.622	52.259	203.008
36050000	Matches, other than pyrotechnic articles of heading 3604	299.067	1.487.487	487.285	2.439.083
36061000	Liquid/liquefied-gas fuels in containers, used for filling/refilling cigarette/similar lighters&of a capacity ≤ 300 cm3	4	29	4	19
37011000	Photographic plates and film, for X-ray, in the flat, sensitised, unexposed, of any material oth paper, paperboard/textiles	2.974	3.074	98.493	108.524
37012000	Instant print film	33	109	3.622	11.620
37013000	Photographic plates and film in the flat, sensitised, unexposed, with any side exceeding 225mm, other than for X-ray and instant print film	4	454	12	22.161
37019110	Photographic plates for colour photography (polychrome) of a kind suitable for use in the printing industry	-	220	-	300
37019190	Photographic plates for colour photography (polychrome) not suitable for use in the printing industry	-	2	-	27
37019910	Photographic plates and film in the flat, oth colour photography, of a kind suitable for use in the printing industry	-	85	-	420
37019990	Photographic plates and film in the flat, oth colour photography, not suitable for use in the printing industry	0	19	30	387
37021000	Photographic film for X-rays, in rolls, sensitised and unexposed (other than of paper, paperboard or textiles)	-	2	-	10
37023100	Photographic film in rolls without perforations, of a width not exceeding 105 mm, for colour photography (polychrome)	-	2	-	104
37023900	Photographic film in rolls without perforations, of a width not exceeding 105 mm, other than HS 37023100 & HS 37023200	-	32	-	7.333
37024400	Photo film in roll without perforat, width>105mm but ≤610mm, other than color photo,use in medic,surgical,dental/veterinary,sciences/in print industry	-	4	-	600
37025300	Photographic film in rolls, for polychrome, 16 mm < width ≤ 35 mm, of a length ≤ 30 m, for slides	5	5	1.082	1.082
37025490	Photographic film in rolls, for polychrome,,16 mm < width ≤ 35 mm, of a length ≤ 30 m, other than for slide, use in other than medic,surgical,dent/vet,sci/in print ind	-	1.489	-	391.748
37029890	Photographic film in rolls, width > 35 mm, length < 120 m, not suitable for use in cinematography	3	24	777	6.003
37031010	Photographic paper,paperboard & textiles,sensitised,unexposed n rolls of a width > 610 mm but not exceeding 1,000 mm	-	11	-	157
37031090	Photographic paper, paperboard & textiles,sensitised,unexposed n rolls of a width > 610 mm but exceeding 1,000 mm	1.066	12.633	5.767	21.786
37032000	Photographic paper, paperboard & textiles,sensitised,unexposed, for colour photography (polychrome)	-	62	-	135
37039000	Photographic paper, paperboard & textiles, (for other than colour photography&in rolls of a width >610mm), sensitised,unexposed	90	1.913	121	4.266
37040010	X-ray plates or film	-	30	-	1.882
37050090	Photographic plates and film, exposed and developed, other than cinematographic film, other than X-ray and microfilm	28	375	1.842	165.378
37071000	Sensitising emulsions	-	16.078	-	1.565
37079010	Flashlight materials	5	5	118	118
37079090	Chemical preparations for photographic uses, other than flashlight materials not sensitising emulsions	3.288	20.514	62.991	226.444
38011000	Artificial graphite	547	45.175	12.738	108.720
38012000	Colloidal or semicolloidal graphite	200	204	2.130	2.160
38013000	Carbonaceous pastes for electrodes and similar pastes for furnace linings	-	90	-	3.462

Tabel 3 : Ekspor Indonesia menurut Komoditi (Kode HS 8 digit)

Juni 2023

Kode H S	Uraian golongan barang	Berat bersih (Kg)		Nilai F.O.B. (U S \$)	
		Bulan ini	Kumulatif	Bulan ini	Kumulatif
(1)	(2)	(3)	(4)	(5)	(6)
38019000	Preparations based on graphite/other carbon, blocks, plates/oth semi-manufactures, other than HS 38011000-38013000	20	721	36	3.200
38021010	Activated carbon based on coconut shell charcoal	1.636.697	8.889.685	2.574.196	13.984.544
38021090	Activated carbon based on other than coconut shell charcoal	447.252	2.427.652	409.697	3.405.939
38029010	Activated bauxite	4.000	7.501	4.201	7.883
38029020	Activated clays or activated earths	9.475.003	60.494.811	3.401.619	21.638.278
38029090	Animal black, including spent animal black, other than activated bauxite, activated clays or activated earths	1.286.860	7.290.220	150.289	868.338
38040010	Concentrated sulphite lye	45.001	45.001	33.615	33.615
38040090	Resid lyes from the manufact of wood pulp,Oth than concentrate sulphite lye and Calcium lignin sulphonat binder	-	7.551	-	13.329
38051000	Gum, wood or sulphate turpentine oils	1.708.490	10.607.405	3.500.122	25.017.240
38061000	Rosin and resin acids	6.371.358	52.022.635	7.464.626	64.056.416
38062000	Salts of rosin, of resin acids or of derivatives of rosin or resin acids, other than salts of rosin adducts	66.600	599.900	115.884	1.107.585
38063090	Ester gums other than in blocks	42.204	154.410	85.105	313.036
38069010	Rosin spirit and rosin oils, n.e.c. in heading no. 3806, run gums in blokcks	-	15.202	-	23.550
38069090	Rosin spirit and rosin oils, other than HS 38061000-38069010, rum gums other than in blokcks	575	22.159	7.446	38.980
38070000	Wood tar, wood tar oils, wood creosote, wood naphtha, vegetable pitch, brewers' pitch and similar preparations based on rosin, resin acids or on vegetable pitch	-	4	-	57
38085210	Wood preservatives, being preparations oth than surface coatings, cont insecticid/fungicid, in packing w ≤ 300 g,	0	2	299	2.069
38085220	Fungicides and insecticides in aerosol containers, in packing w ≤ 300 g,	1	2.956	23	8.298
38085290	DDT, in packing w≤300 g, other than wood preservatives, being preparations oth than surface coatings, cont insecticid/fungicid and fungicides and insecticides in aerosol containers	1.652	15.095	7.893	69.338
38085911	Insecticides, in aerosol containers	751	26.968	2.087	75.904
38085919	Insecticides, other than in aerosol containers	400	96.701	1.612	113.966
38085921	Fungicides, in aerosol containers	810	357.090	4.808	1.107.842
38085929	Fungicides, other than in aerosol containers	-	4.530	-	20.995
38085931	Herbicides, in aerosol containers	696	3.542	1.160	6.235
38085939	Herbicides, other than in aerosol containers	12.948	55.791	20.558	67.879
38085950	Herbicides, Plantgrowth regulators	120	16.229	150	80.290
38085960	Herbicides, Disinfectants	29.519	387.627	38.205	763.610
38086110	Mosquito repellent coils,in packings of a net weight content ≤ 300 g	334	977	1.275	3.935
38086120	Mosquito repellent mats, in packings of a net weight content ≤ 300 g	12	824	23	1.705
38086130	In aerosol cans, in packings of a net weight content ≤ 300 g	2.855	35.439	12.432	121.445
38086140	Goods specified in Subhead Note 2 to this Chap,In liquid form,in pack of net weight content ≤ 300g	15.493	49.690	250.604	1.094.681
38086150	Goods specified in Subhead Note 2 to this Chap,having deodorising function,in pack, w≤ 300g	799	1.026	10.103	10.201
38086190	Good specifd in Subhead Note 2 to this Chapt,in packing of a net weight ≤ 300 g, other than HS 38086110 - 38086150	35	152	504	1.326
38086210	Powder for moulding into mosquito coils,in packings of a net weight content > 300 g but not exceeding 7.5kg,	150	150	60	60
38086220	Mosquito repellent coils, in packings of a net weight content > 300 g but not exceeding 7.5 kg	-	90	-	112
38086240	Aerosol cans, in packings of a net weight content > 300 g but not exceeding 7.5 kg	44.553	330.637	152.531	1.083.543
38086250	Liquid form, in packings of a net weight content > 300 g but not exceeding 7.5 kg	27.528	198.457	580.959	3.314.618
38086290	Good specifd in Subhead Note 2 this Chapt,packings of 300g < net weight ≤7.5kg, other than HS38086210-38086250	694	6.072	2.765	5.101

Tabel 3 : Ekspor Indonesia menurut Komoditi (Kode HS 8 digit)

Juni 2023

Kode H S	Uraian golongan barang	Berat bersih (Kg)		Nilai F.O.B. (U S \$)	
		Bulan ini	Kumulatif	Bulan ini	Kumulatif
(1)	(2)	(3)	(4)	(5)	(6)
38086910	Powder for moulding into mosquito coils, in packings of a net weight content >7.5kg	300	1.181	522	2.348
38086990	Moulding into mosquito coils other than powder, in packings of a net weight content >7.5kg	58.816	172.437	636.045	1.523.657
38089110	Insecticides, Intermediate preparat contain 2-(methylpropyl-phenol methylcarbamate)	10.000	402.549	70.000	531.033
38089120	Insecticides, powder for moulding into mosquito coil	-	72.660	-	144.414
38089130	Insecticides, in aerosol containers	51.833	385.486	160.837	1.287.471
38089140	Insecticides, mosquito repellent coils	2.595.966	9.900.908	3.452.819	13.256.780
38089150	Insecticides, mosquito repellent mats	30.994	304.646	155.608	2.698.707
38089191	Insecticides, having deodorising function	5	5	19	19
38089199	Insecticides, other than HS 38089110-38089191	771.512	4.586.244	7.310.089	54.870.999
38089219	Fungicides, in aerosol containers, with a validamycin content exceeding 3 % by net weight	195.600	865.176	1.609.856	7.428.245
38089290	Fungicides, other than in aerosol containers	189.178	876.487	4.386.420	20.489.398
38089311	Herbicides, in aerosol containers	-	4.308	-	3.562
38089319	Herbicides, other than in aerosol containers	1.415.186	6.492.800	10.476.210	73.964.536
38089320	Anti-sprouting products	18.240	18.268	54.880	54.969
38089330	Plant-growth regulators	14.520	64.454	218.076	832.006
38089420	Disinfectants, other than containing mixtures of coal tar acid and alkalis, in aerosol containers	-	10.558	-	46.553
38089490	Disinfectants, other than containing mixtures of coal tar acid and alkalis, other than in aerosol containers	160.433	523.712	395.587	1.231.596
38089990	Wood preservatives, other than containing insecticides or fungicides	303.969	1.216.474	799.316	3.972.331
38091000	Finishing agents, dye carriers to accelerate dyeing or fixing of dye-stuffs with basis of amylaceous substances	3.000	3.000	8.460	8.460
38099110	Finishing agents, dye carriers to accelerate dyeing or fixing of dye-stuffs with other than amylaceous substances, of a kind used on the textile or like industries, softening agents	381.775	1.182.425	389.247	1.605.378
38099190	Finishing agents, dye carriers to accelerate dyeing or fixing of dye-stuffs with other than amylaceous substances, of a kind used on the textile or like industries, other than softening agents	1.228.076	7.006.285	2.654.946	15.082.665
38099200	Finishing agents, dye carriers to accelerate dyeing or fixing of dye-stuffs with other than amylaceous substances, of a kind used in the paper or like industries	630.495	5.433.418	582.864	4.602.097
38099300	Finishing agents, dye carriers to accelerate dyeing or fixing of dye-stuffs with other than amylaceous substances, of a kind used in the leather or like industries	20.252	122.469	25.048	202.246
38109000	Fluxes&oth auxiliary preparation, for soldering, brazing/welding, or prep use as cores/coat for welding electrodes/rods	7.724	33.119	83.590	397.683
38111100	Anti-knock preparations, based on lead compounds	-	3	-	2
38111900	Anti-knock preparations, other than those based on lead compounds	91.014	520.444	191.159	1.190.870
38112190	Lubricating oil additives, containing petroleum oils or oils obtained from bituminous minerals, not for retail sale	-	6.552	-	56.488
38112900	Lubricating oil additives, not containing petroleum oils or oils obtained from bituminous minerals	10.000	16.246	20.000	68.903
38119010	Oxidation and gum inhibitors, viscosity improvers, anti-corrosive preparation, rust preventatives or corrosion inhibitor	15.236	238.178	20.416	348.797
38119090	Oxidation&gum inhibitor, viscosity improver, anti-corrosive prep, oth prep additive mineral oil/liquid, n.e.c. in heading 3811	51.575	216.927	89.069	407.192
38121000	Rubber accelerators, prepared	20.177	138.970	58.211	333.065
38122000	Plasticisers, compound, for rubber or plastics	562.184	2.518.180	4.800.066	20.286.786
38123100	Anti-oxidise prepar and other compound stabiliser;for rubber/plastic, mix of oligomer of 2,2,4-trimethyl-1,2-dihydroquinoline	90.287	480.287	32.771	183.531

Tabel 3 : Ekspor Indonesia menurut Komoditi (Kode HS 8 digit)

Juni 2023

Kode H S	Uraian golongan barang	Berat bersih (Kg)		Nilai F.O.B. (U S \$)	
		Bulan ini	Kumulatif	Bulan ini	Kumulatif
		(1)	(2)	(3)	(4)
38123900	Anti-oxidising preparations and other compound stabilisers, for rubber or plastics, other than 3812.31.00	471.299	2.547.062	2.802.067	16.743.902
38130000	Fire-extinguishers, preparations and charges and charged fire-extinguishing grenades	60	23.159	524	33.518
38140000	Organic composite solvents and thinners, not elsewhere specified or included, prepared paint or varnish removers.	108.891	626.753	262.054	1.588.612
38151100	Catalyst,support; reaction initiator/accelerator&catalytic prep, with nickel/nickel compound as the active substance	-	293.341	-	465.903
38151200	Catalyst,support; reaction initiator/accelerator&catalytic prep, with precious metal or compounds as the active substance	31.851	205.041	10.990.099	75.135.119
38151900	The supported catalysts, other than HS 38151100 - 38151200	40.188	40.365	71.493	73.892
38159000	Reaction initiators, reaction accelerators and catalytic preparations, unsupported, n.e.c. or included	30.707	370.842	710.977	2.709.278
38160010	Refractory cements, other than products of heading no. 3801	26.510	321.283	64.296	550.146
38160020	Dolomite ramming mix, other than products of heading no. 3801	-	5	-	1
38160090	Mortars, concretes & similar compositions, other than products of heading 3801.	111.009	399.917	113.149	314.753
38170000	Mixed alkylbenzenes & mixed alkylnaphthalenes, other than those of heading 2707 or 2902.	1.654.230	13.165.039	2.498.326	20.573.049
38180000	Chemical elementsDopedFor use in electronics, in Discs Form, wafer/similarForm, chemical Compound Doped For use in electronic	10.462	69.393	2.681.048	17.163.520
38190000	Hydraulic brake fluid&oth prep liquid hydraulic transmission nor contain ≤70% weight petrol oil/obtain bitumin mineral	12.703	144.707	31.514	297.637
38200000	Anti-freezing preparations and prepared de-icing fluids.	258.919	2.298.907	329.058	3.553.255
38210010	Prepared culture media for the development of microorganisms	-	32	-	7.325
38210090	Prepared culture media for the development of plant, human or animal cells	3	2.428	1.630	6.514
38221200	Diagnostic/laboratory reagents on a backing, prepared diagnostic/laboratory reagents whether/not on a backing, whether/not put up in the form of kits, For Zika& oth disease by the genus Aedes	505	505	33.105	33.105
38221300	Diagnostic/laboratory reagents on a backing, prepared diagnostic/laboratory reagents whether/not on a backing, whether/not put up in the form of kits, For blood-grouping	-	102	-	2.034
38221900	Diagnostic/laboratory reagents on a backing, prepared diagnostic/laboratory reagents whether/not on a backing, whether/not put up in the form of kits, For other than malaria, zka and blood-grouping	6.497	13.505	82.626	150.202
38229010	Other than those of heading 3006, certified reference materials, Sterilisation indicator strips and tapes	0	124	27	8.916
38229090	Other than those of heading 3006, certified reference materials, other than Sterilisation indicator strips and tapes	0	557	1	67.705
38231100	Industrial monocarboxylic fatty acids, stearic acid	57.566.708	361.658.893	55.598.130	365.346.576
38231200	Industrial monocarboxylic fatty acids, oleic acid	11.396.063	85.907.934	11.236.243	84.169.883
38231300	Industrial monocarboxylic fatty acids, tall oil fatty acids	14.401	56.229	28.392	127.294
38231911	Industrial monocarboxylic fatty acids, acid oils from refining, coconut acid oil	2.064.774	10.952.774	1.733.629	8.976.357
38231919	Industrial monocarboxylic fatty acids, acid oils from refining, other than coconut acid oil	37.453.982	267.507.182	31.339.645	224.258.035
38231920	Industrial monocarboxylic fatty acids, other than acid oils from refining, palm fatty acid distillate	121.625.993	779.500.676	88.693.157	554.289.672
38231930	Industrial monocarboxylic fatty acids, other than acid oils from refining, palm kernel fatty acid distillate	6.996.033	55.643.868	5.007.342	41.311.335
38231990	Industrial monocarboxylic fatty acids, other than acid oils from refining, other than palm fatty acid distillate and palm kernel fatty acid distillate	102.412.820	534.471.022	87.540.474	525.895.771
38237010	Industrial fatty alcohols, in the form of wax	847.252	4.184.580	1.133.512	6.654.238

Tabel 3 : Ekspor Indonesia menurut Komoditi (Kode HS 8 digit)

Juni 2023

Kode H S	Uraian golongan barang	Berat bersih (Kg)		Nilai F.O.B. (U S \$)	
		Bulan ini	Kumulatif	Bulan ini	Kumulatif
(1)	(2)	(3)	(4)	(5)	(6)
38237090	Industrial fatty alcohols other than in the form of wax	56.721.557	389.854.773	73.774.042	515.156.619
38241000	Prepared binders for foundry moulds or cores	266.607	1.791.742	320.897	1.720.956
38244000	Prepared additives for cements, mortars or concretes	1.160.157	4.955.195	886.032	4.033.985
38245000	Non-refractory mortars and concretes	545.654	2.853.831	352.051	1.338.371
38246000	Sorbitol other than that of subheading 290544	2.635.446	16.448.309	1.817.072	11.541.371
38248100	Goods specified in Subheading Note 3 to this Chapter, containing oxirane (ethylene oxide)	18	60	4	13
38248700	Goods specified in Subhead Note 3, contain perfluorooctane sulphonic acid, its salts, sulphonamides/sulphonyl fluoride	2	2	174	174
38248900	Goods specified in Subheading Note 3 to this Chapter, containing short-chain chlorinated paraffins	1	4	1	2
38249100	Mixtures and preparations consisting mainly of methyl methyl methylphosphonate and bis methylphosphonate	15.424	50.308	24.345	97.023
38249910	Ink removers, stencil correctors, other correcting fluids & correction tapes(other than head 9612), packings for retail sale	384.140	2.007.671	659.624	3.356.153
38249930	Copying pastes with a basis of gelatin, whether presented in bulk/ ready for use (i.e: on a paper or textile backing)	130	4.005	4.582	18.977
38249940	Chemical products & preparations of the chemical or allied industries, composite inorganic solvents	6.851.510	45.041.954	5.528.302	37.872.311
38249950	Chemical products & preparations of the chemical or allied industries, acetone oil	8.345	70.515	11.960	87.786
38249960	Chemical products & preparations of the chemical or allied industries, chemical preparations contain monosodium glutamate	289.000	2.447.695	662.123	5.609.901
38249970	Chemical product&prep of the chemical/allied industries, other chemical prep, of used in the manufacture of foodstuff	716.390	4.343.591	1.990.793	13.303.365
38249991	Chemical products & preparations of chemical/allied industries, naphthenic acids,their water insoluble salts&their esters	622.281	17.774.837	645.784	26.050.466
38249999	Prepared binders for foundry moulds/cores;chemical product&prep of chemical/allied industry; other than HS 38241000-38249991	2.991.561	15.766.590	2.312.181	11.070.284
38252000	Residual products of the chemical or allied industries, not elsewhere specified or included: sewage sludge	-	133	-	172
38253010	Clinical waste: syringes, needles, cannulae and the like	1.500	1.501	17.769	17.779
38256900	Residual products, other wastes from chemical or allied industries, other than mainly containing organic constituents	12	3.011.515	12	3.067
38259000	Residual products of the chemical/allied industries, not elsewhere specified/included, other than HS 38251000 - 38256900	31.925	31.940	1.644.016	1.644.205
38260021	Biodiesel, not containing petroleum oil, Palm Methyl Ester, with ester alkyl content ≥96.5 % but < 98 %	-	10.000.243	-	10.500.255
38260022	Biodiesel, not containing petroleum oil, Palm Methyl Ester with ester alkyl content > 98 %	12.902.038	230.664.309	10.397.343	216.068.251
38260029	Biodiesel, not containing petroleum oil, Palm Methyl Ester with ester alkyl content < 96.5 %	-	273.000	-	152.880
38260090	Biodiesel and mixtures thereof, containing <70 % by weight of petroleum oils or oils obtained from bituminous minerals.	-	186.700	-	131.624
38271190	Mixtures containing halogenated derivatives, containing CFCs, HCFCs, PFCs, oth than Transformer&ircuit breaker oils, contain by weight < 70 % of petroleum oils/oils obtained from bituminous minerals	-	225	-	1.295
38276110	Mixtures containing halogenated derivatives, containing mixture of HFC-125, HFC-143a and HFC-134a (HFC-404a)	-	12.535	-	61.138
38279000	Mixtures containing halogenated derivatives of methane, ethane or propane, not elsewhere specified or included, other than HS 38271110-38276900	1	4	33	130
39011012	Ethylene polymers,polyethylene w/ specific gravity of < 0.94,in liquid/paste form, Polyethylene containing 5 % or less alpha-olefin monomers)	2.400	122.722	2.740	133.216

Tabel 3 : Ekspor Indonesia menurut Komoditi (Kode HS 8 digit)

Juni 2023

Kode H S	Uraian golongan barang	Berat bersih (Kg)		Nilai F.O.B. (U S \$)	
		Bulan ini	Kumulatif	Bulan ini	Kumulatif
		(1)	(2)	(3)	(4)
39011019	Ethylene polymers,polyethylene w/ specific gravity of < 0.94,in liquid/paste form, oth than Polyethylene containing 5 % or less alpha-olefin monomers)	65.598	253.765	46.649	247.080
39011092	Ethylene polymers,polyethylene w/ specific gravity of < 0.94,in oth than liquid/paste form, Polyethylene containing 5 % or less alpha-olefin monomers)	6.487.250	22.500.142	6.043.048	23.229.915
39011099	Ethylene polymers,polyethylene w/ specific gravity of < 0.94,in oth than liquid/paste form, oth than Polyethylene containing 5 % or less alpha-olefin monomers)	6.482.401	66.467.923	6.181.080	68.649.220
39012000	Ethylene polymers, in primary forms, polyethylene having a specific gravity of > 0.94	5.128.971	27.121.383	5.367.889	29.411.597
39013000	Ethylene polymers, in primary forms, ethylene-vinyl acetate copolymers	80.288	1.110.423	104.244	2.008.204
39014000	Ethylene polymers, in primary forms, ethylene-alpha-olefin copolymers, having a specific gravity of < 0.94	4.262.980	23.349.817	3.015.892	16.531.928
39019090	Ethylene polymers, in primary forms, other than 3901.10 - 3901.40, other than in dispersion	7.073.061	41.609.464	5.796.803	35.180.576
39021040	Polypropylene in primary forms, granules, pellets, beads, flakes, chips and similar forms	328.253	2.699.019	657.667	4.516.451
39021090	Polypropylene in primary forms, other than in dispersion, granules, pellets, beads, flakes, chips and similar forms	881.941	5.637.088	482.841	3.203.010
39022000	Polyisobutylene, in primary forms	1	14	15	188
39023030	Propylene copolymers, in the form of liquids or pastes	281	1.089	4.366	8.769
39023090	Propylene copolymers, other than in the form of liquids or pastes	611.515	2.409.683	705.799	3.391.765
39029010	Propylene, oth olefin polymers, oth HS 39021000 - 39023000, chlorinated polypropylene suitable in printing ink formulation	-	274	-	3.398
39029090	Propylene,oth olefin polymers,oth HS 39021000-39023000,oth than chlorinated polypropylene suitable in printing ink formulation	436.799	1.879.953	256.412	1.322.843
39031110	Polystyrene, expansible, in the form of granules	228.714	1.321.714	495.595	3.022.579
39031190	Polystyrene, expansible, in the form of other than granules	6.207	8.401	12.954	23.655
39031910	Polystyrene, other than expansible, in dispersion	1.108.910	6.305.500	517.974	2.609.034
39031920	Polystyrene, other than expansible, in granules, pellets, beads, flakes, chips and similar forms	419.202	2.169.969	485.690	2.361.709
39031990	Polystyrene, other than expansible, other than in dispersion, granules, pellets, beads, flakes, chips and similar forms	1.213.699	8.212.183	807.080	4.433.146
39032050	Styrene-acrylonitrile (SAN) copolymers, in non-aqueous dispersion	-	2	-	1
39032090	Styrene-acrylonitrile (SAN) copolymers, other than in aqueous and non-aqueous dispersion	58.720	330.660	46.428	325.429
39033040	Acrylonitrile-butadiene-styrene (ABS) copolymers, in aqueous dispersion	116.500	430.650	87.773	349.840
39033060	Acrylonitrile-butadiene-styrene (ABS) copolymers, in the form of granules	25.000	28.175	31.108	38.662
39033090	Acrylonitrile-butadiene-styrene (ABS) copolymers, oth than in aqueous and non-aqueous dispersionin, and the form of granules	1.178.389	8.519.430	843.531	5.268.652
39039030	Polymers of styrene, in primary forms, oth than polystrene, SAN, ABS, in dispersion	1.267.550	6.771.134	1.102.084	6.131.377
39039091	Polymers of styrene, in primary forms, oth than polystrene, SAN, ABS, other than in dispersion, impact resistant polymers of styrene, having notched izod impact at 23 oC less than 80 J/m	-	81.166	-	61.760
39039099	Polymers of styrene, in primary forms, oth than polystrene, SAN, ABS, other than in dispersion, oth than impact resistant polymers of styrene, having notched izod impact at 23 oC less than 80 J/m	2.136.332	10.936.485	2.393.857	13.311.532
39041010	Poly(vinyl chloride), not mixed with any other substances, homopolymers, suspension type	35.606.451	217.161.901	26.256.626	170.173.397

Tabel 3 : Ekspor Indonesia menurut Komoditi (Kode HS 8 digit)

Juni 2023

Kode H S	Uraian golongan barang	Berat bersih (Kg)		Nilai F.O.B. (U S \$)	
		Bulan ini	Kumulatif	Bulan ini	Kumulatif
(1)	(2)	(3)	(4)	(5)	(6)
39041092	Poly(vinyl chloride), not mixed with any other substances, oth thn homopolymers suspension type, in the form of powder	126.000	4.284.000	104.619	3.693.849
39041099	Poly(vinyl chloride),not mixed with any oth substances,oth homopolymers suspension type,other than in the granules/powder form	3.717.401	14.766.459	2.585.922	10.802.037
39042190	Other poly(vinyl chloride), non-plasticised, in primary forms, in the form of other than granules and powder	-	39.064	-	17.200
39042210	Other poly(vinyl chloride), plasticised, in primary forms, in dispersion	-	44.000	-	21.120
39042220	Other poly(vinyl chloride), plasticised, in primary forms, in the form of granules	608.294	2.873.588	947.199	5.013.661
39042290	Other poly(vinyl chloride), plasticised, in primary forms, in the form of other than granules and powder	6.063	186.114	8.312	272.354
39043020	Vinyl chloride-vinyl acetate copolymers, in primary forms, in the form of powder	-	75	-	492
39043090	Vinyl chloride-vinyl acetate copolymers, in primary forms, other in the form of granules/powder	18	8.388	3.105	33.422
39044090	Other vinyl chloride copolymers, in primary forms, n.e.c. in heading 3904, in the form of other than granules and powder	-	201	-	867
39046110	Fluoro-polymers, polytetrafluoroethylene, in primary forms, in the form of granules	-	30	-	3.371
39046120	Fluoro-polymers, polytetrafluoroethylene, in primary forms, in the form of powder	-	1	-	54
39046190	Fluoro-polymers,polytetrafluoroethylene, in primary forms, other than in form of granules/powder	600	2.437	13.470	55.137
39046990	Fluoro-polymers, other than polytetrafluoroethylene, in primary forms, in the form other than dispersion, granules, and powder	100	320	5.831	17.725
39049090	Vinyl chloride, oth halogenated olefin polymers, n.e.c. in heading no. 3904, other thn in form of dispersion/granules/powder	30	3.890	269	22.404
39051200	Poly(vinyl acetate), in aqueous dispersion, in primary forms	170.060	1.037.014	258.584	1.418.669
39051910	Poly(vinyl acetate), other than in aqueous dispersion, in primary forms, in the form of liquids or pastes	-	7.000	-	7.490
39051990	Poly(vinyl acetate), other than in aqueous dispersion, in primary forms, other than in the form of liquids or pastes	-	28.000	-	67.575
39052100	Vinyl acetate copolymers, in aqueous dispersion, in primary forms	82.970	393.510	133.886	559.356
39052900	Vinyl acetate copolymers, other than in aqueous dispersion, in primary forms	16	80.017	16	160.017
39053090	Poly(vinyl alcohol), whether or not containing unhydrolysed acetate groups, other than in dispersion	2	11.703	1	16.534
39059110	Other vinyl polymers in primary forms, copolymers, in dispersion	-	22	-	149
39059190	Other vinyl polymers in primary forms, copolymers, other than in dispersion	-	5.419	-	131.266
39059990	Other vinyl polymers in primary forms, other than copolymers, other than in aqueos and non-aqueos dispersion	27.151	242.323	46.083	849.068
39061010	Acrylic polymers, poly(methyl methacrylate), in primary forms, in dispersion	393.689	1.634.172	327.912	1.493.371
39061090	Acrylic polymers, poly(methyl methacrylate), in primary forms, other than in dispersion	255.762	1.324.783	354.816	1.980.970
39069020	Acrylic polymers, other than poly(methyl methacrylate), in primary forms, in dispersion	2.471.338	22.258.583	2.707.268	22.655.612
39069092	Acrylic polymers, other than poly(methyl methacrylate), in primary forms,other than in dispersion, sodium polyacrylate	1.124.947	6.955.832	1.289.797	9.325.841
39069099	Acrylic polymers, other than poly(methyl methacrylate), in primary forms,other than in dispersion, other than sodium polyacrylate	1.196.310	8.436.589	1.848.040	13.358.486
39071000	Polyacetals, in primary forms	54.175	707.965	34.805	436.793

Tabel 3 : Ekspor Indonesia menurut Komoditi (Kode HS 8 digit)

Juni 2023

Kode H S	Uraian golongan barang	Berat bersih (Kg)		Nilai F.O.B. (U S \$)	
		Bulan ini	Kumulatif	Bulan ini	Kumulatif
(1)	(2)	(3)	(4)	(5)	(6)
39072100	Other polyethers, in primary forms, bis(poxyethylene methylphosphonate	-	112.053	-	304.785
39072910	Other polyethers, in primary forms, other than bis(poxyethylene methylphosphonate, polytetramethylene ether glycol	-	484.766	-	981.743
39072990	Other polyethers, in primary forms, other than bis(poxyethylene methylphosphonate, other than polytetramethylene ether glycol	30.403	446.226	96.012	1.226.122
39073020	Epoxide resins, in primary forms, of a kind used for coating, in powder form	4.751	6.313	12.950	22.807
39073030	Epoxide resins, in primary forms, in the form of liquids or pastes	2.200	71.401	4.774	67.035
39073090	Epoxide resins, in primary forms, other than of a kind used for coating in powder form, other than in liquids/pastes form	43.038	297.826	117.676	955.321
39074000	Polycarbonates, in primary forms	1.144.458	7.312.145	912.336	5.353.410
39075010	Alkyd resins, in primary forms, in the form of liquids or pastes	564.564	3.775.040	842.148	5.771.628
39075090	Alkyd resins, in primary forms, other than in the form of liquids or pastes	236.597	3.150.675	387.539	5.099.300
39076100	Poly(ethylene terephthalate), in primary forms, having a viscosity of 78ml/g or higher	8.397.548	41.862.116	9.914.485	48.965.039
39076910	Poly(ethylene terephthalate), in primary forms, having a viscosity of less than 78ml/g, in the form granules	3.893.659	18.597.833	2.863.721	13.841.410
39076990	Poly(ethylene terephthalate), in primary forms, having a viscosity of less than 78ml/g, other than in the form granules	8.571.345	43.105.049	7.135.021	39.369.560
39079130	Polyesters, n.e.c. in heading no. 3907, unsaturated, in primary forms, in the form of liquids or pastes	7.600	191.460	17.595	320.064
39079190	Polyesters, n.e.c. in heading no. 3907, unsaturated, in primary forms, oth granules&similar forms, oth in the form of liquids/pastes	30.999	173.566	60.414	342.394
39079940	Polyester, n.e.c. in heading no. 3907, saturated, in primary forms, of a kind used for coating, in powder form	18.357	127.374	88.039	631.910
39079990	Polyesters, n.e.c. in heading no.3907, saturated, in primary forms, other than of a kind used for coating in powder form, thermoplastic liquid crystal aromatic polyester copolymers, and PBS	964.986	8.130.232	1.071.263	8.109.501
39081010	Polyamide-6, in primary forms	1.970.460	11.926.168	3.365.243	17.586.877
39081090	Polyamide-11, -12, -6,6, -6,9, -6,10 or -6,12, in primary forms	557.690	2.118.649	517.403	1.986.021
39089000	Polyamides, other than Polyamide-6, -11, -12, -6,6, -6,9, -6,10 or -6,12, in primary forms	55.559	323.584	18.925	157.033
39091010	Urea resins, thiourea resins, in primary forms, moulding compounds	-	27.200	-	26.621
39091090	Urea resins, thiourea resins, in primary forms, other than moulding compounds	553.475	2.616.860	550.854	2.529.709
39092010	Melamine resins, in primary forms, moulding compounds	300	128.337	2.370	296.624
39092090	Melamine resins, in primary forms, other than moulding compounds	275.895	1.094.275	443.720	1.873.767
39093190	Amino resin, poly(methylene phenyl isocyanate) (crude MDI, polymeric MDI), other than of a kind used for moulding	13.980	707.803	41.062	1.568.082
39093999	Amino resin, other than poly(methylene phenyl isocyanate) (crude MDI, polymeric MDI), other than moulding compounds, other than glyoxal monourein resin	11.560	24.973	12.266	45.059
39094010	Phenolic resins, in primary forms, moulding compounds other than phenol formaldehyde	-	2.782	-	37.908
39094090	Phenolic resins, in primary forms, other than moulding compounds other than phenol formaldehyde	452.369	2.198.852	1.101.285	5.159.337
39095000	Polyurethanes, in primary forms	204.483	1.553.934	464.323	4.033.988
39100020	Silicones, in primary forms, in dispersion and in solutions	52.380	442.556	87.438	950.110
39100090	Silicones, in primary forms, other than in dispersion and in solutions	27.786	892.009	97.193	1.667.516
39111000	Petroleum resins, coumarone, indene or coumarone-indene resins and polyterpenes, in primary forms	800	21.245	3.145	43.894

Tabel 3 : Ekspor Indonesia menurut Komoditi (Kode HS 8 digit)

Juni 2023

Kode H S	Uraian golongan barang	Berat bersih (Kg)		Nilai F.O.B. (U S \$)	
		Bulan ini	Kumulatif	Bulan ini	Kumulatif
(1)	(2)	(3)	(4)	(5)	(6)
39119000	Polysulphides, polysulphones and oth products spec. in Note 3 this Chapter, not elsewhere specified/included,in primary forms	65.532	420.447	138.440	887.299
39121100	Cellulose acetates, non-plasticised, in primary forms	-	0	-	96
39121200	Cellulose acetates, plasticised, in primary forms	1.169	5.470	24.247	134.460
39122019	Cellulose nitrates (including collodions),in primary forms, non-plasticised,oth water-based semi-finished nitrocellulose and alcohol-damped nitrocellulose	254.979	1.231.577	695.738	3.342.982
39122020	Cellulose nitrates (including collodions), in primary forms, plasticised	-	9.590	-	27.571
39123100	Cellulose ethers, carboxymethylcellulose and its salts, in primary forms	6.020	64.041	26.176	259.812
39123900	Cellulose ethers, in primary forms, other than carboxymethylcellulose and its salts	4.025	17.145	47.742	312.280
39129090	Cellulose and its chemical derivatives, in primary forms, other than cellulose acetates and cellulose nitrates, other than in the form of granules	-	45.818	-	286.480
39131000	Alginic acid, its salts and esters, in primary forms	73	6.269	1.677	52.276
39139020	Chemical derivatives of natural rubber, in primary forms	-	7	-	220
39139030	Starch-based polymers, in primary forms	24.054	187.455	74.565	555.114
39139090	Natural polymers & modified natural polymers, in primary forms, other than HS 39131000-39139030	57.130	399.663	409.363	3.437.597
39140000	Ion-exchangers based on polymers of heading no. 3901 to 3913, in primary forms	-	600	-	6.340
39151010	Waste, parings and scrap, of polymers of ethylene, of non-rigid cellular products	-	500	-	95
39151090	Waste, parings & scrap, of polymers of ethylene, other than of non-rigid cellular products	128.675	2.541.239	77.528	1.492.382
39153090	Waste, parings & scrap, of polymers of vinyl chloride, other than of non-rigid cellular products	25.000	86.000	10.975	30.468
39159010	Waste, parings & scrap, of poly(ethylene terephthalate)	2.160.987	12.419.676	1.643.315	13.093.017
39159020	Waste, parings & scrap, of polypropylene	12.600	82.818	2.800	19.186
39159030	Waste, parings & scrap, of polycarbonate	66.234	175.392	50.165	93.709
39159050	Waste, parings & scrap, of phenolic resins, of amino resins, of hardened protein, of chemical derivatives of natural rubber	-	24.920	-	13.581
39159090	Waste, parings & scrap, of other HS 39159010-39159050	1.449.478	5.275.358	845.008	2.943.084
39161010	Monofilament, whether or not surface-worked but not otherwise worked, of polymers of ethylene	150	4.528	825	22.041
39161020	Rods, sticks and profile shapes, whether or not surface-worked but not otherwise worked, of polymers of ethylene	16.285	144.470	100.951	637.216
39162010	Monofilament, whether or not surface-worked but not otherwise worked, of polymers of vinyl chloride	47.625	232.089	226.210	1.005.688
39162020	Rods, sticks & profile shapes, whether or not surface-worked but not otherwise worked, of polymers of vinyl chloride	1.306	4.876	9.474	42.340
39169011	Monofilament of which any cross-sectional dimension exceeds 1 mm, rods, sticks and profile shapes, whether or not surface-worked but not otherwise worked, of polypropylene	542.166	3.219.120	1.168.958	6.675.224
39169019	Monofilament of which any cross-sectional dimension exceeds 1 mm, rods, sticks and profile shapes, whether or not surface-worked but not otherwise worked, of other than polypropylene and polystyrene	-	37	-	631
39169029	Monofilament, rods, sticks and profile shapes, whether/not surface-worked but not otherwise worked, of other condensation/rearrangement polymerisation products	-	120	-	94
39169050	Monofilament, rods, sticks and profile shapes, of vulcanised fibre	69	174	77	202
39169060	Monofilament, rods, sticks and profile shapes, of chemical derivatives of natural rubber	56	345	9.820	51.849
39169091	Monofilament of which any cross-sectional dimension >1mm, of plastics, other than HS 39161010-39169080	6.300	173.922	51.575	1.097.472

Tabel 3 : Ekspor Indonesia menurut Komoditi (Kode HS 8 digit)

Juni 2023

Kode H S	Uraian golongan barang	Berat bersih (Kg)		Nilai F.O.B. (U S \$)	
		Bulan ini	Kumulatif	Bulan ini	Kumulatif
(1)	(2)	(3)	(4)	(5)	(6)
39169092	Rods, sticks & profile shapes, of plastics, other than HS 39161020-39169080	12.114	41.881	52.773	326.723
39171010	Artificial guts (sausage casings) of hardened protein	24	3.960	20	1.485
39171090	Artificial guts (sausage casings) of cellulosic materials	10.984	46.632	73.067	151.947
39172100	Tubes, pipes and hoses, rigid, of polymers of ethylene	22.630	194.897	55.714	217.195
39172200	Tubes, pipes and hoses, rigid, of polymers of propylene	535.262	2.692.203	2.343.835	11.347.283
39172300	Tubes, pipes and hoses, rigid, of polymers of vinyl chloride	51.749	133.387	105.273	297.163
39172911	Tubes, pipes and hoses, rigid, further worked than merely surface worked, of other addition polymerisation products	7	49.862	152	87.693
39172919	Tubes, pipes and hoses, rigid, further worked than merely surface worked, other than HS 39172911-39172912	197.622	737.908	528.278	2.243.793
39172921	Tubes, pipes & hoses, rigid, other than further worked than merely surface worked, of other addition polymerisation products	-	0	-	4
39172922	Tubes, pipes and hoses, rigid, other than further worked than merely surface worked, of phenolic resins	2	557	40	5.752
39172929	Tubes, pipes & hoses, rigid, oth further worked thn merely surface worked, oth HS 39172921-39172925	20.130	135.395	116.316	614.872
39173111	Flexible tube, pipe & hose, min burst pressure 27.6Mpa, further worked thn merely surface worked, of addition polymerisation products	-	3	-	226
39173119	Flexible tube, pipe & hose, min burst pressure 27.6 Mpa, further worked thn merely surface worked, other than HS 39173111-39173112	1.142	9.143	38.901	257.831
39173124	Flexible tubes, pipes & hoses, min burst pressure 27.6Mpa, other further worked thn merely surface worked, of vulcanised fibre	-	2	-	10
39173129	Flexible tubes, pipe & hose, min burst pressure 27.6 Mpa,oth further worked thn merely surface worked,oth HS 39173121-39173125	35	654	261	4.963
39173210	Sausage or ham casings, not reinforced or otherwise combined with other materials, without fittings	1.890	1.992	4.020	7.435
39173220	Thermoplastic hoses for gas stove, not reinforced or otherwise combined with other materials, without fittings	-	2.738	-	10.698
39173291	Tubes, pipe & hose, other than HS 39173100, without fittings, further worked than merely surface-worked, of addition polymerisation products	815	5.616	25.620	167.559
39173292	Tubes, pipe & hose, other than HS 39173100, without fittings, further worked than merely surface-worked, of oth than addition polymerisation products	5.646	14.565	16.061	44.691
39173293	Tubes, pipe & hose, other than HS 39173100, without fittings, not further worked than merely surface-worked, of addition polymerisation products	-	1	-	8
39173295	Tubes, pipe & hose, oth than HS 39173100, without fittings, not further worked than merely surface-worked, of other condensation or rearrangement polymerisation products	3	3	73	73
39173299	Tubes, pipe & hose, oth than HS 39173100, without fittings, not further worked than merely surface-worked, other than HS 39173293-39173295	39.269	173.437	134.506	680.163
39173310	Tubes, pipe & hose, oth than HS 39173100, with fittings, further worked than merely surface-worked	10.791	48.103	104.528	468.067
39173390	Tubes, pipe & hose, oth than HS 39173100, with fittings, other than further worked than merely surface-worked	7.277	37.838	79.548	417.494
39173919	Tubes, pipe & hose, oth than HS 39173100-39173300, further worked than merely surface-worked, other than 39173911-39173912	1.428	10.622	99.808	593.312
39173993	Tubes, pipe & hose, oth than HS 39173100-39173300, other than further worked than merely surface-worked, of other condensation or rearrangement polymerisation products	16.873	128.357	82.484	616.709
39173999	Tubes, pipe & hose, oth than HS 39173100-39173300, other than further worked than merely surface-worked, other than 39173991-39173994	2.242	126.364	10.887	1.595.205

Tabel 3 : Ekspor Indonesia menurut Komoditi (Kode HS 8 digit)

Juni 2023

Kode H S	Uraian golongan barang	Berat bersih (Kg)		Nilai F.O.B. (U S \$)	
		Bulan ini	Kumulatif	Bulan ini	Kumulatif
(1)	(2)	(3)	(4)	(5)	(6)
39174000	Fittings (e.g. joints, elbows, flanges), of plastics	375.118	2.393.414	1.343.220	10.023.592
39181011	Floor coverings, of polymers of vinyl chloride, whether or not self-adhesive, in the form of tiles	49	98	230	1.239
39181019	Floor coverings, of polymers of vinyl chloride, whether or not self-adhesive, in rolls	203	2.852	2.484	19.133
39181090	Floor coverings, of polymers of vinyl chloride, whether or not self-adhesive, in other than the form of tiles and rolls	2.157	37.391	1.274	36.970
39189011	Floor coverings, of polyethylene, whether or not self-adhesive, in the form of tiles	-	1	-	1
39189013	Floor coverings, of polyethylene, whether or not self-adhesive, in the form of other than tiles	876	1.159	2.831	3.273
39189016	Floor coverings, of vulcanised fibre	-	12	-	15
39189019	Floor coverings, of other plastics other than HS 39189011-39189016	14.152	67.508	15.183	134.386
39189099	Wall or ceiling coverings of plastic, of vulcanised fibre	131.899	1.122.588	299.525	2.995.438
39191010	Self-adhesive plates, sheets, film, foil, tape, strip and other flat shapes, of polymers of vinyl chloride, in rolls of a width ≤ 20 cm	2.761	11.074	19.472	82.744
39191020	Self-adhesive plates, sheets, film, foil, tape, strip and other flat shapes, of polyethylene, in rolls of a width ≤ 20 cm	278.751	1.512.792	76.114	1.376.779
39191091	Self-adhesive plates, sheets, film, foil, tape, strip and other flat shapes, of hardened protein or chemical derivatives of natural rubber, in rolls of a width ≤ 20 cm	804	5.193	33.477	208.929
39191092	Self-adhesive plates, sheets, film, foil, tape, strip and other flat shapes, of addition polymerisation products, in rolls of a width ≤ 20 cm	-	11	-	105
39191099	Self-adhesive plates, sheets, film, foil, tape, strip and other flat shapes, in rolls of a width ≤ 20 cm, other than HS 39191091-39191092	4.235.094	20.012.902	4.455.416	25.314.834
39199010	Self-adhesive plates, sheets, film, foil, tape, strip and other flat shapes, of polymers of vinyl chloride, in rolls of a width > 20 cm	1.957	58.419	32.180	496.367
39199020	Self-adhesive plates, sheets, film, foil, tape, strip and other flat shapes, of hardened protein, in rolls of a width > 20 cm	0	4	0	32
39199091	Self-adhesive plates, sheets, film, foil, tape, strip and other flat shapes, of chemical derivatives of natural rubber, in rolls of a width > 20 cm	11.694	23.306	61.628	174.436
39199092	Self-adhesive plates, sheets, film, foil, tape, strip and other flat shapes, of addition polymerisation products, in rolls of a width > 20 cm	728	8.384	5.128	41.507
39199099	Self-adhesive plates, sheets, film, foil, tape, strip and other flat shapes, in rolls of a width > 20 cm, other than HS 39199091-39199092	252.001	513.084	612.826	2.369.364
39201011	Plates and sheets, of polymers of ethylene, non-cellular and not reinforced, laminated, supported or similarly combined with other materials, rigid	32	38	54	66
39201019	Plates and sheets, of polymers of ethylene, non-cellular and not reinforced, laminated, supported or similarly combined with other materials, other than rigid	2.281.458	14.013.984	4.213.034	27.488.496
39201090	Film, foil and strip, of polymers of ethylene	1.085.706	6.493.762	1.833.174	11.062.215
39202010	Plastics, biaxially oriented polypropylene film, of polymers propylene, non-cellular & not reinforced	5.234.934	35.056.801	11.500.900	75.308.149
39202091	Plastics, plate & sheet, other than biaxially oriented polypropylene film, of polymers propylene, non-cellular & not reinforced	967.799	4.722.044	1.929.727	8.876.001
39202099	Plastics, film, foil & strip, other than biaxially oriented polypropylene film, of polymer propylene, non-cellular & not reinforced	1.108.437	5.537.617	1.817.601	9.360.979
39203020	Plastics, of polymers of styrene, acrylonitrile butadiene styrene (ABS) sheets used in the manufacture of refrigerators	81.141	485.822	273.900	1.521.699

Tabel 3 : Ekspor Indonesia menurut Komoditi (Kode HS 8 digit)

Juni 2023

Kode H S	Uraian golongan barang	Berat bersih (Kg)		Nilai F.O.B. (U S \$)	
		Bulan ini	Kumulatif	Bulan ini	Kumulatif
		(1)	(2)	(3)	(4)
39203091	Plastics, plate&sheets of polymer styrene, acrylonitrile butadiene styrene sheet used manufacture of refrigerators,rigid	1.643	24.889	38.393	399.634
39203092	Plastics, plate&sheets of polymer styrene, acrylonitrile butadiene styrene sheet used manufacture of refrigerator, other than rigid	1	15	29	93
39203099	Plastics, film,foil&strip of polymer styrene, acrylonitrile butadiene styrene sheet used manufactur refrigerator	32.100	168.332	216.446	1.225.975
39204310	Plastics, plates & sheets, of polymers of vinyl chloride, containing by weight not less than 6% of plasticisers	1.806	50.094	6.562	204.015
39204390	Plastics, film,foil&strip, of polymers of vinyl chloride, containing by weight not less than 6% of plasticisers	51.103	394.626	169.391	1.051.593
39204900	Plastics, of polymers of vinyl chloride, containing by weight more than 6% of plasticisers	36.106	564.358	111.215	1.729.598
39205111	Plastics, plates & sheets of acrylic polymers, of polymethyl methacrylate, rigid	1.029.492	5.856.433	2.385.483	14.177.159
39205119	Plastics, plates & sheets of acrylic polymers, of polymethyl methacrylate, other than rigid	2.639.205	13.587.156	7.898.864	39.981.410
39205190	Plastics, film, foil and strip, of acrylic polymers, of polymethyl methacrylate	102.761	484.361	140.827	885.239
39205911	Plastics, plates & sheets of acrylic polymers (excluding polymethyl methacrylate), rigid	-	27.501	-	114.154
39205990	Plastics, film, foil and strip of acrylic polymers (excluding polymethyl methacrylate)	-	442	-	4.184
39206110	Plastics, plates&sheets, of polycarbonates, non-cellular¬ reinforced,laminate,support/combined with other materials	205.605	1.571.638	843.046	6.385.856
39206190	Plastics, film,foil and strip, of polycarbonates, non-cellular¬ reinforced,laminate,support/combine with oth materials	563	265.222	8.736	337.942
39206210	Plastics,plate&sheet,of poly(ethylene terephthalate), non-cellular¬ reinforce,laminate,support/combine oth material	1.223.745	9.467.708	2.587.655	25.879.626
39206291	Plastics,of poly(ethylene terephthalate), solar protection film	47.302	164.396	53.416	221.536
39206299	Plastics,of poly(ethylene terephthalate), other than solar protection film	3.079.427	18.327.961	9.174.672	48.009.590
39206910	Plastics,plates & sheets,of other polyesters,non-cellular & not reinforced,laminated,supported/combined oth material	16.413	219.327	33.883	352.144
39206990	Plastics, film,foil & strip,of other polyesters,non-cellular & not reinforced,laminated,supported/combined oth material	181.570	1.374.009	745.992	5.132.243
39207191	Plastics, plates, sheets, film, foil and strip (not self-adhesive), of regenerated cellulose, printed sheets	-	7	-	541
39207199	Plastics, plates, sheets, film, foil and strip (not self-adhesive), of regenerated cellulose, other than printed sheets	2.220	2.236	7.620	8.597
39207999	Plastics, film,foil&strip other than nitrocellulose(gun cotton) & vulcanised fibre,laminated,supported/combined oth material	-	1	-	40
39209110	Plastics, film of a kind used in safety glass,thickness >0.38mm but≤ 0.76mm, & of a width ≤2 m, of poly(vinyl butyral)	-	741	-	34.736
39209191	Plastics, plate&sheet,film unused in safety glass, thickness >0.38mm but ≤ 0.76mm, & width ≤2 m, of poly(vinyl butyral)	-	27.021	-	8.774
39209199	Plastics, foil&strip, film unused in safety glass, thickness >0.38mm but ≤ 0.76mm, & width≤2 m, of poly(vinyl butyral)	321	106.316	14.090	185.537
39209210	Plastics,plates,sheets,film,foil&strip,of polyamide-6,non-cellular¬ reinforce,laminate,support/combine oth materials	1.244.259	6.529.567	3.984.456	19.630.929
39209291	Plastics,plates&sheets, other than of polyamide-6,non-cellular & not reinforced, laminated,support/combine oth materials	20	20	1.422	1.422

Tabel 3 : Ekspor Indonesia menurut Komoditi (Kode HS 8 digit)

Juni 2023

Kode H S	Uraian golongan barang	Berat bersih (Kg)		Nilai F.O.B. (U S \$)	
		Bulan ini	Kumulatif	Bulan ini	Kumulatif
(1)	(2)	(3)	(4)	(5)	(6)
39209299	Plastics, film,foil&strip,other than of polyamide-6,non-cellular¬ reinforced, laminated,support/combine oth materials	1	343	0	5.152
39209390	Plastics, film,foil & strip, of amino-resins, non-cellular & not reinforced, laminated,support/combine oth materials	-	0	-	6
39209499	Plastics, film,foil & strip, other than phenol formaldehyde sheets,laminated,supported/combined with oth material	-	37	-	41
39209921	Plastics, plates & sheets, of plastics n.e.c. in heading 3920, of addition polymerisation products	12.963	23.867	9.690	40.573
39209929	Plastics, film, foil & strip, of plastics n.e.c. in heading 3920, of addition polymerisation products	1	19	1	261
39209931	Plastics, plates & sheets, of plastics n.e.c. in heading 3920, of condensation or rearrangement polymerisation products	-	3	-	1.400
39209939	Plastics, film, foil & strip, of plastics n.e.c. in heading 3920, of condensation or rearrangement polymerisation products	-	60	-	1.400
39209990	Plastics, of plastics n.e.c. in heading 3920, laminated, supported/combine oth material, other than HS 39201011-39209939	16.894	45.689	71.610	257.604
39211121	Other plates, sheets, film, foil and strip, of plastics, Cellular, of polymers of styrene :Rigid : of condensation or rearrangement polymerisation products, plates and sheets	-	351	-	1.175
39211129	Other plates, sheets, film, foil and strip, of plastics, Cellular, Of polymers of styrene :Rigid : of condensation or rearrangement polymerisation products, plates and sheets	160	2.785	502	2.847
39211191	Plastics, plates & sheets, of polymers of styrene, cellular, not rigid	62	197	140	763
39211192	Plastics, film, of polymers of styrene, cellular, not rigid	-	4.503	-	12.161
39211199	Plastics, foil and strip, of polymers of styrene, cellular, not rigid	-	568	-	3.948
39211200	Plastics, plates, sheets, film, foil and strip, of polymers of vinyl chloride, cellular	36.633	189.846	110.216	588.016
39211311	Plastics, plates & sheets, of polyurethanes: of styrene, cellular, rigid	2.544	7.360	21.904	89.954
39211319	Plastics, plates & sheets, of polyurethanes: of styrene, cellular, not rigid	8.774	41.442	72.839	430.621
39211391	Plastics, plates & sheets, of polyurethanes, cellular, not rigid	16.940	60.172	144.754	621.858
39211392	Plastics, film, of polyurethanes, cellular, not rigid	9.671	9.706	63.200	63.426
39211399	Plastics, foil and strip, of polyurethanes, cellular, not rigid	28.731	149.327	325.218	1.447.595
39211491	Plastics, plates & sheets, of regenerated cellulose, cellular, not rigid	1	16	0	5
39211492	Plastics, film, of regenerated cellulose, cellular, not rigid	-	560	-	1.061
39211499	Plastics, foil and strip, of regenerated cellulose, cellular, not rigid	-	1	-	22
39211911	Other plates, sheets, film, foil and strip, of plastics, cellular : of other plastics : plates and sheets of addition polymerisation products, other of polypropylene	633	2.415	16.373	67.548
39211912	Other plates, sheets, film, foil and strip, of plastics, Cellular , of other plastics, plates and sheets of addition polymerisation products , other of polyethylene	57	290	531	3.880
39211919	Other plates, sheets, film, foil and strip, of plastics, cellular , of other plastics, plates and sheets of addition polymerisation products , other than other	-	55.714	-	167.176
39211939	Plates and sheets of condensation or rearrangement polymerisation products of other than polycarbonates	-	19	-	61
39211940	Plates and sheets of cellulose or its chemical derivatives, or of vulcanised fibre	0	14	2	69
39211969	Film and foil, other than of nitrocellulose (gun-cotton) and hardened proteins, of chemical derivatives of natural rubber	15.120	30.240	79.734	159.953
39211999	Strip, other than of nitrocellulose (gun-cotton) and hardened proteins, of chemical derivatives of natural rubber	1.002.117	6.388.987	3.228.802	21.211.504

Tabel 3 : Ekspor Indonesia menurut Komoditi (Kode HS 8 digit)

Juni 2023					
Kode H S	Uraian golongan barang	Berat bersih (Kg)		Nilai F.O.B. (U S \$)	
		Bulan ini	Kumulatif	Bulan ini	Kumulatif
(1)	(2)	(3)	(4)	(5)	(6)
39219010	Plastics, plates, sheets, film, foil and strip, other than cellular, of vulcanised fibre	375	2.644	10.520	127.248
39219020	Plastics, plates, sheets, film, foil and strip, other than cellular, of hardened proteins	121.938	445.721	250.982	928.077
39219030	Plastics, plates, sheets, film, foil and strip, other than cellular, of chemical derivatives of natural rubber	-	1	-	5
39219041	Plastics, plates & sheets, other than cellular, of condensation or rearrangement polymerisation products	7.775	47.914	27.215	171.833
39219042	Plastics, film, other than cellular, of condensation or rearrangement polymerisation products	-	0	-	5
39219049	Plastics, foil & strip, other than cellular, of condensation or rearrangement polymerisation products	2.334	2.818	12.315	13.012
39219060	Plastics, plates, sheets, film, foil and strip, other than cellular, of other cellulose or its chemical derivatives	-	3	-	32
39219070	Plastics, plates, sheets, film, foil and strip, other than cellular, of additional polymerisation products	3	27.678	938	6.747
39219090	Plastics, plates, sheets, film, foil and strip, other than cellular, of other than HS 39219010-39219060	1.997.233	11.034.506	6.308.619	37.831.121
39221011	Bathtubs having rectangular or oblong interior shape of plastics	815	1.340	9.763	10.336
39221019	Plastics, baths, other than bathtubs having rectangular or oblong interior shape	4.288	21.763	21.772	159.684
39221090	Baths, shower-baths, sinks and wash-basins, other than bathtubs having rectangular or oblong interior shape of plastics	15.414	81.921	34.296	274.031
39222000	Lavatory seats and covers	7.688	33.792	109.149	465.469
39229011	Lavatory pans, flushing cisterns and urinals, parts flushing cisterns	-	960	-	5.900
39229012	Lavatory pans, flushing cisterns and urinals , flushing cisterns equipped with their mechanisms	2.740	5.136	8.268	16.153
39229019	Lavatory pans, flushing cisterns and urinals, other than parts and flushing cisterns equipped with their mechanisms	18.998	39.463	11.056	34.470
39229090	Plastics, bidets, lavatory pans, flushing cisterns and similar sanitary ware n.e.c. in heading no. 3922	19.043	59.517	36.168	177.060
39231010	Plastics, cases for film, tape and optical discs, for the conveyance or packing of goods	286.645	1.547.123	1.707.907	9.197.931
39231020	Plastics, other of specially shaped or fitted for the conveyance or packing of semiconductor wafers, masks or reticles , for the conveyance or packing of goods	5	522	927	5.283
39231090	Plastics, boxes, crates and similar articles, for the conveyance or packing of goods	455.248	2.184.939	3.952.318	18.390.448
39232111	Ethylene polymer; aseptic bag reinforced with aluminium foil,width >315 mm and length >410mm, incorporating a sealed gland	393.128	2.287.375	489.943	2.879.850
39232119	Ethylene polymer;aseptic bag reinforced with aluminium foil,width ≤315 mm& length ≤410mm,incorporating a sealed gland	2.109.523	13.897.326	3.464.506	22.486.647
39232191	Ethylene polymer;aseptic bag not reinforced with aluminium foil,width>315 mm and length>410mm, incorporating a sealed gland	29.304	124.422	216.147	859.260
39232199	Ethylene polymer;aseptic bag not reinforced with aluminium foil,width ≤315 mm and length≤ 410mm, incorporating sealed gland	5.640.731	31.924.597	8.775.276	47.843.618
39232910	Ethylene polymer; aseptic bags reinforced/not with aluminium foil,width>315 mm and length>410 mm,incorporating a sealed gland	3.434	4.145	37.754	49.767
39232990	Ethylene polymer;aseptic bags reinforced/not with aluminium foil,width ≤315 mm & length ≤410 mm,incorporat a sealed gland	675.448	3.525.474	1.870.516	9.886.873
39233020	Plastic, carboy,bottle,flask and similiar,multilayer fibreglas reinforce container,for compress/liquefied gas;for conveyance/pack	31	178	765	1.599

Tabel 3 : Ekspor Indonesia menurut Komoditi (Kode HS 8 digit)

Juni 2023

Kode H S	Uraian golongan barang	Berat bersih (Kg)		Nilai F.O.B. (U S \$)	
		Bulan ini	Kumulatif	Bulan ini	Kumulatif
		(1)	(2)	(3)	(4)
39233090	Plastic;carboy,bottle,flask and similiar,other than multilayer fibreglass containers,for compress/liquefied gas;for conveyance/packing	181.360	1.115.230	1.041.284	7.176.876
39234010	Spools, cops, bobbins and similar supports, suitable for use with the machines of heading 8444, 8445 or 8448	6.448	53.627	8.255	103.248
39234090	Spools, cops, bobbins and similar supports, not for use with the machines of heading 8444, 8445 or 8448	46.951	362.850	178.049	1.369.940
39235000	Spools, cops, bobbins & similar supports, stoppers, lids, caps and other closures, for the conveyance or packing of goods	227.695	1.213.145	1.468.255	8.107.027
39239010	Spools, cops, bobbins and similar supports, toothpaste tubes	34.820	110.332	251.003	808.821
39239090	Spools, cops, bobbins and similar supports, other than toothpaste tubes	1.751.174	10.295.560	5.271.081	29.179.534
39241010	Plastics, tableware and kitchenware, of melamine	23.540	428.831	55.250	22.231.567
39241091	Plastics, tableware and kitchenware, other of melamine, baby feeding bottles	127.107	963.367	1.338.806	12.095.048
39241099	Plastics, tableware and kitchenware, other of melamine, other than baby feeding bottles	371.720	2.137.463	1.553.613	8.164.982
39249010	Plastics, household articles and hygienic or toilet articles, bed pans, urinals (portable type) /chamber-potss	14	4.217	100	17.093
39249020	Plastics, household articles and hygienic/toilet articles nipple former, breastshells, nipple shields, hand expression funnel	-	51	-	2.025
39249030	Plastics, household articles and hygienic or toilet articles supplementary feeding system for babies	5	10	3	74
39249090	Plastics, household articles and hygienic or toilet articles n.e.c. in heading no. 3924	380.211	2.399.344	2.361.421	16.099.647
39251000	Plastics, reservoirs, tanks, vats and similar containers, of a capacity exceeding 300 l	57.456	192.907	66.000	321.864
39252000	Plastics, doors, windows and their frames and thresholds for doors	13.773	77.449	40.769	262.891
39253000	Plastics, shutters, blinds (including Venetian blinds) and similar articles and parts thereof	28.465	261.470	254.821	1.888.338
39259000	Plastics, builders' ware, n.e.c. or included in heading no. 3925	104.224	711.126	547.966	3.121.395
39261000	Plastics, office or school supplies	235.011	1.616.122	954.947	6.839.033
39262010	Plastics, glove, aprons, babies' bibs	5.066	61.994	303.244	3.828.652
39262020	Plastics, shoulder pads or shields	-	438	-	12.584
39262030	Plastics, other padding for articles of apparel or clothing accessories	4.987	45.099	12.688	111.925
39262060	Plastics, articles of apparel used for protection from chemical substances, radiation or fire	-	1	-	1
39262090	Plastics, articles of clothing accessories (including gloves, mittens & mitts)	239.717	924.612	1.310.205	7.313.016
39263000	Plastics, fittings for furniture, coachwork or the like	48.187	285.966	382.455	3.027.869
39264000	Plastics, statuettes and other ornamental articles	85.976	508.572	442.589	2.703.899
39269010	Plastics, floats for fishing nets	3.705	38.168	118.635	337.342
39269020	Plastics, fans and handscreens, frames and handles therefor, and parts thereof	13.028	99.066	50.878	355.673
39269032	Plastics, hygienic, medical and surgical articles, plastic moulds with denture imprints	2	30	15	344
39269039	Plastics, hygienic, medical and surgical articles, other than plastic moulds with denture imprints	40.497	284.512	547.280	3.783.066
39269041	Plastics, safety and protective devices, police shields	20	114	30	301
39269042	Plastics, safety and protective devices, protective masks for use in welding and similar work	0	192	6	1.916
39269044	Plastics, safety and protective devices, life saving cushions for the protection of persons falling from heights	3	3	325	325
39269049	Plastics, safety and protective devices, other than HS 39269041 - 39269044	14.406	128.048	240.218	1.487.428

Tabel 3 : Ekspor Indonesia menurut Komoditi (Kode HS 8 digit)

Juni 2023

Kode H S	Uraian golongan barang	Berat bersih (Kg)		Nilai F.O.B. (U S \$)	
		Bulan ini	Kumulatif	Bulan ini	Kumulatif
		(1)	(2)	(3)	(4)
39269053	Plastics, articles for industrial uses, transmission or conveyor belts or belting	1.302	9.673	31.341	216.950
39269055	Plastics, articles for industrial uses, plastic J-hooks or bunch blocks for detonators	24	591	240	5.543
39269059	Plastics, articles for industrial uses, other than HS 39269053 - 39269055	273.741	1.502.004	2.960.588	17.517.214
39269060	Plastics, poultry feeders	2.325	6.105	10.161	26.312
39269081	Plastics, shoe lasts	2.295	17.466	23.793	311.685
39269082	Plastics, prayer beads	14	442	253	107.420
39269089	Plastics, cards for jewellery or small objects of personal adornment	15.009	143.450	127.804	626.709
39269091	Plastics, of a kind used for grain storage	22	152	14	4.844
39269092	Plastics, empty capsules of a kind suitable for pharmaceutical use	20	45	1.561	2.647
39269093	Plastics, bucles, adjusters, hooks and cord stoppers	356	1.770	7.002	46.459
39269099	Plastics, n.e.c. in heading no. 3923	739.686	4.635.235	5.955.060	33.147.174
40011011	Centrifuged concentrate natural rubber latex, exceeding 0.5% by volume of ammonia content	232.531	2.168.356	355.660	2.329.266
40011019	Non-centrifuged concentrate natural rubber latex, exceeding 0.5% by volume of ammonia content	1	39.312	11	37.471
40011029	Non-centrifuged concentrate natural rubber latex, not exceeding 0.5 % by volume of ammonia content	-	31	-	518
40012110	Natural rubber in smoked sheets, RSS Grade 1	4.445.664	20.305.114	6.933.158	31.820.149
40012190	Natural rubber in smoked sheets, other than RSS Grade 1 to 5	-	13	-	166
40012210	Technically specified natural rubber (TSNR) 10	12.152.700	52.946.460	17.061.023	74.397.311
40012220	Technically specified natural rubber (TSNR) 20	123.879.926	858.009.245	175.889.618	1.193.051.288
40012230	Technically specified natural rubber (TSNR) L	100.800	475.230	172.166	808.429
40012240	Technically specified natural rubber (TSNR) CV	181.440	1.612.800	297.098	2.512.117
40012290	Technically specified natural rubber (TSNR) other than TSNR 10, 20, L,CV, GP and 5	553	2.161	2.119	8.007
40013090	Balata, guttapercha, guayule, chicle and similar natural gums not in primary forms	20.365	159.782	82.091	564.044
40021100	Styrene-butadiene rubber (SBR), carboxilated styrene-butadiene rubber (XSBR), in latex form	2.116.663	18.631.616	1.886.751	15.588.211
40021910	SBR, XSBR other than latex, in primary forms or in vulcanised, uncompound plates, sheets, or strips	18.406	54.719	67.661	350.927
40021990	SBR, XSBR, other than latex, other than in primary forms or in vulcanised, uncompound plates, sheets, or strips	3.179.952	24.297.796	8.052.570	56.641.368
40022010	Synthetic rubber, Butadiene rubber (BR) in primary forms	-	1.260	-	2.689
40022090	Synthetic rubber, Butadiene rubber (BR) other than in primary forms	4.912.678	25.400.928	11.788.675	53.191.014
40023110	Isobutene-isoprene (butyl) rubber (IIR), unvulcanised, uncompound plates, sheets or strip	9.000	9.000	21.150	21.150
40023190	Isobutene-isoprene (butyl) rubber (IIR), other than unvulcanised, uncompound plates, sheets or strip	-	220	-	400
40024100	Chloroprene (chlorobutadiene) rubber(CR) , in latex form	-	4.995	-	32.468
40024910	Chloroprene (chlorobutadiene) rubber(CR) other than latex, in primary forms	-	2.003	-	11.036
40024990	Chloroprene (chlorobutadiene) rubber(CR) other than latex, other than in primary forms	-	8.098	-	35.666
40025100	Acrylonitrile-butadiene rubber (NBR), in latex form	-	1.050	-	5.320
40025990	Acrylonitrile-butadiene rubber (NBR) other than latex, other than in primary forms	-	3.223	-	16.988
40026090	Isoprene rubber (IR) other than in primary forms	502	2.500	11.768	58.002
40027010	Ethylene-propylene-non-conjugated diene rubber (EPDM), in primary forms	2.862	14.630	14.967	71.234
40027090	Ethylene-propylene-non-conjugated diene rubber (EPDM), other than in primary forms	4	170	5	1.925
40028010	Mixture of natural rubber latex with syntetic rubber latex	604.800	3.830.405	858.949	5.402.915
40028090	Mixtures of product of 4001 with product of 4002 other than mixture of natural rubber latex with syntetic rubber latex	766.080	8.003.942	1.090.350	11.308.633

Tabel 3 : Ekspor Indonesia menurut Komoditi (Kode HS 8 digit)

Juni 2023

Kode H S	Uraian golongan barang	Berat bersih (Kg)		Nilai F.O.B. (U S \$)	
		Bulan ini	Kumulatif	Bulan ini	Kumulatif
(1)	(2)	(3)	(4)	(5)	(6)
40029100	Other than Synthetic rubber, latex	450	692	21.000	34.258
40029990	Other than synthetic rubber: other than latex, other epoxidised, other than in primary forms or in unvulcanised, uncompounded plates, sheets or strip	512	669	7.203	8.559
40030000	Reclaimed rubber in primary forms or in plates, sheets or strip	633.187	4.605.774	416.864	3.226.903
40040000	Waste, parings and scrap of rubber (other than hard rubber) and powders and granules obtained therefrom	302.734	1.839.134	50.983	429.107
40051010	Compounded of natural gums with carbon black or silica, unvulcanised, in primary forms or in plates, sheets or strip	74.511	1.770.938	169.280	5.457.016
40051090	Compounded rubber, oth than natural gums with carbon black/silica, unvulcanised, in primary forms/in plates,sheets/strip	721.205	2.094.067	1.141.451	3.679.334
40059190	Compounded rubber other than of natural gums, other than 400510 and 400520, unvulcanised, in plates, sheets amd strip	725.080	4.699.349	2.520.415	16.118.419
40059910	Compounded rubber, latex, other than 400510 and 400520, unvulcanised, other than in primary forms	445	2.136	575	3.805
40059920	Natural rubber compounded with substances other than carbon or silica, unvulcanised, in primary forms	5	98	70	539
40059990	Compounded rubber,n.e.c. in sub heading 400510 & n.e.c. in sub heading 400520, in primary forms, n.e.c. in sub heading 400599	103.210	1.166.254	233.241	2.794.162
40061000	Unvulcanized rubber, "Camel-back" strips for retreading rubber tyres	4	17.203	1	34.826
40069011	Article of unvulcanised rubber, of natural gums, other than ôCamel-backô strips for retreading rubber tyres	150	190	30	50
40069019	Form of unvulcanised rubber, of natural gums, other than articles or ôCamel-backô strips for retreading rubber tyres	36	115	539	1.707
40069090	Form and article of unvulcanised rubber, other than natural gums or ôCamel-backô strips for retreading rubber tyres	51	367	8.285	40.632
40070000	Vulcanised rubber thread and cord.	4.238	796.042	22.439	2.386.601
40081110	Plates, sheets & strip of vulcanised cellular rubber, exceeding 5 mm in thickness, lined with textile fabric on one side	46	683	290	3.216
40081120	Plates, sheets and strip of vulcanised cellular rubber, not exceeding 5 mm in thickness, floor tiles and wall tiles	170	170	65	65
40081190	Plates, sheets and strip of vulcanised cellular rubber, other than HS 40081110 and 40081120	0	412	18	5.946
40081900	Vulcanised celular rubber (other than hard rubber), other than plates, sheets and strip	1.302	25.385	17.143	192.566
40082110	Plates, sheets and strip of vulcanised non-celular rubber, > 5 mm in thickness, lined with textile fabric on one side	68.845	252.612	119.683	443.970
40082120	Plates, sheets and strip of vulcanised non-celular rubber, not exceeding 5 mm in thickness, floor tiles and wall tiles	15.219	119.375	16.421	140.003
40082140	Plates, sheets and strip of vulcanised non-celular rubber, rubber soling sheet	-	436	-	8.856
40082190	Plates, sheets and strip of vulcanised non-celular rubber, other than HS 40082110 - 40082190	90.705	729.440	190.891	1.536.119
40082900	Vulcanised non-celular rubber (other than hard rubber), other than plates, sheets and strip	26	3.833	69	46.387
40091100	Tubes,pipes&hoses, vulcanised rubber other than hard rubber,not reinforced/othwise combined with oth materials without fittings	26.201	153.541	230.621	1.382.365
40091210	Mining slurry suction&discharge hoses,vulcanised rubber other than hard rubb, not reinforced/combined materials,with fittings	35	555	336	8.908
40091290	Tubes,pipes&hoses,vulcanised rubber other than hard rubber,not reinforced/combined w/ oth material with fittings,other than HS 40091210	160.163	283.299	142.823	799.664

Tabel 3 : Ekspor Indonesia menurut Komoditi (Kode HS 8 digit)

		Juni 2023			
Kode H S	Uraian golongan barang	Berat bersih (Kg)		Nilai F.O.B. (U S \$)	
		Bulan ini	Kumulatif	Bulan ini	Kumulatif
(1)	(2)	(3)	(4)	(5)	(6)
40092190	Tubes, pipes&hoses of vulcanised rubber other than hard rubber, reinforced/combined with metal, without fittings, other than HS 40092110	340.165	1.404.803	755.697	3.738.750
40092290	Tubes, pipes&hoses of vulcanised rubber other than hard rubber, reinforced or combined with metal, with fittings, other than HS 40092210	26.215	131.918	182.096	965.193
40093110	Mining slurry suction&discharge hoses, vulcanised rubber other than hard rubber, reinforced/combined w/textile, without fittings	-	360	-	5.740
40093191	Fuel/heater/water hoses, reinforces/combined w/textile, used on motor vehicles of 8702,8703,8704 or 8711, without fittings	70.883	393.511	973.056	5.860.684
40093199	Tubes, pipes&hoses of vulcanised rubber other than hard rubber, reinforced/combined w/textile, without fittings, n.e.c. in subheading 400931	1.220	14.122	17.953	100.069
40093210	Mining slurry suction&discharge hoses, vulcanised rubber other than hard rubber, reinforced/combined with textile, with fittings	-	22	-	4.264
40093290	Tubes, pipes&hoses of vulcanised rubber other than hard rubber, reinforced/combined with textile, with fittings, n.e.c. in 400932	22.128	25.189	18.620	103.886
40094110	Rubber hose used for gas stove, vulcanised rubber other than hard rubber, reinforced/combined with oth materials, without fittings	76	883	66	39.865
40094190	Tubes/pipes&hoses, vulcanised rubber other than hard rubber, reinforced/combined with other materials, without fittings oter than HS 40094110	39.657	198.909	485.081	2.437.627
40094210	Mining slurry suction&discharge hoses, vulcanised rubber other than hard rubber, reinforced/combined w/ oth material, with fitting	-	686	-	4.176
40094220	Rubber hose used for gas stove, vulcanised rubber other than hard rubber, reinforced/combined with other materials, with fittings	3	22	13	373
40094290	Tubes/pipes&hoses, vulcanised rubber other than hard rubber, reinforced/combined with other materials, with fittings n.e.c. 400942	203.708	3.581.512	1.976.783	11.135.199
40101100	Conveyor belts or belting, of vulcanised rubber, reinforced only with metal	60	83	1.333	4.861
40101200	Conveyor belts or belting, of vulcanised rubber, reinforced only with textile materials	6.254	13.889	36.503	102.533
40101900	Conveyor belts or belting, of vulcanised rubber, other than reinforced only with metal or textile material	1.282	13.168	15.087	50.728
40103100	Endless transmission belts trapezoidal cross-section (V-belts), V-ribbed, vulc rubber, outside circum>60 cm but not<180 cm	258.499	1.538.991	2.583.852	15.309.377
40103200	Endless transm belts trapezoidal cross-section (Vbelts), oth thn V-ribbed, outside circum exceed 60 cm but not exceed 180 cm	28.851	229.987	389.202	2.609.503
40103300	Endless transmission belts trapezoidal cross-section (Vbelts), V-ribbed, outside circum exceed 180 cm but not exceed 240 cm	352	1.571	1.734	8.147
40103400	Endless transm belts trapezoidal cross-section (Vbelts), oth thn Vribbed, outside circum exceed 180 cm but not exceed 240 cm	4.602	23.217	34.021	112.751
40103500	Endless synchronous belts, of an outside circumference exceeding 60 cm but not exceeding 150 cm, of vulcanised rubber	465	1.199	8.422	37.459
40103900	Transmission belts or belting, of vulcanised rubber, other than HS 40103100-40103600	261.870	1.422.534	2.111.172	12.211.989
40111000	New pneumatic tyres, of rubber, of a kind used on motor cars (including station wagons and racing cars)	29.672.112	172.236.171	125.784.971	730.288.593

Tabel 3 : Ekspor Indonesia menurut Komoditi (Kode HS 8 digit)

Juni 2023

Kode H S	Uraian golongan barang	Berat bersih (Kg)		Nilai F.O.B. (U S \$)	
		Bulan ini	Kumulatif	Bulan ini	Kumulatif
		(1)	(2)	(3)	(4)
40112011	New pneumatic tyres, of rubber, of a kind used on buses or lorries, of a width not exceeding 450 mm: having a width not exceeding 230 mm, and fitting a rim of a diameter not exceeding 16 inch	95.688	477.078	371.529	1.655.168
40112012	New pneumatic tyres, of rubber, of a kind used on buses or lorries, of a width not exceeding 450 mm: having a width not exceeding 230 mm, and fitting a rim of a diameter exceeding 16 inch	109.502	497.535	305.705	1.458.945
40112013	New pneumatic tyres, of rubber, of a kind used on buses or lorries, of a width not exceeding 450 mm: having a width exceeding 230 mm but not exceeding 385 mm	1.564.544	7.953.817	4.807.237	24.837.037
40112019	New pneumatic tyres, of rubber, of a kind used on buses or lorries, of a width not exceeding 450 mm: other than HS 40112011-40112013	1.118	8.082	7.454	41.183
40112090	New pneumatic tyres, of rubber, of a kind used on buses or lorries, of a width exceeding 450 mm.	19.672	320.811	45.397	1.302.295
40113000	New pneumatic tyres, of rubber, of a kind used on aircraft	569	5.524	17.311	87.593
40114000	New pneumatic tyres, of rubber, of a kind used on motorcycles	2.425.368	16.843.940	10.025.927	71.777.677
40115000	New pneumatic tyres, of rubber, of a kind used on bicycles	636.682	5.030.512	6.114.695	46.519.174
40117000	New pneumatic tyres, of rubber, of a kind used on agricultural or forestry vehicles and machines	269.003	1.664.112	862.377	5.335.292
40118011	New pneumatic tyres, of rubber, used on tractors, machinery of heading 8429 or 8430, forklifts, wheel-barrows or other industrial handling vehicles and machines, fitting a rim of a diameter ≤ 24 inch	671.341	4.209.501	2.256.488	13.426.354
40118019	New pneumatic tyres, of rubber, of a kind used on construction, mining or industrial handling vehicles and machines, fitting a rim of a diameter not exceeding 24 inch, other than HS 40118011	-	146.280	-	1.020.496
40118031	New pneumatic tyres, of rubber, fitting a rim of a diameter >24 inch, of a kind used on machinery of heading 8429 or 8430	-	15	-	10
40118039	New pneumatic tyres, of rubber, fitting a rim of a diameter >24 inch, of a kind used on forklifts or other industrial handling vehicles and machines	60.050	71.481	540.570	588.374
40118040	New pneumatic tyres, of rubber, fitting a rim of a diameter exceeding 24 inch, other	25.270	31.811	68.232	70.792
40119010	New pneumatic tyres, of rubber, of a kind used on vehicles of Chapter 87	638	17.467	14.355	89.908
40119020	New pneumatic tyres, of rubber, of a kind used onon machinery of heading 8429 or 8430.	-	26.276	-	105.763
40119090	New pneumatic tyres, of rubber, n.e.c. in heading 4011 of a width not exceeding 450 mm	122.183	567.433	395.991	1.961.616
40121100	Retreaded tyres of rubber, of a kind used on motor cars (including station wagons and racing cars)	-	44	-	429
40121290	Retreaded tyres of rubber, of a kind used on buses or lorries, of a width exceeding 450 mm	2.971	22.375	2.401	16.044
40121300	Retreaded tyres of rubber, of a kind used on aircraft	5.113	14.994	23.595	71.622
40121949	Retreaded tyres of rubber, of a kind used on vehicle of Chapter 87, other than of a kind used on agricultural or forestry tractors	171	687	1.306	5.305
40121990	Retreaded tyres of rubber, other than HS 40121100-40121949	3.611	17.750	11.026	25.163
40122010	Used pneumatic tyres of rubber, of a kind used on motor cars (including station wagons, racing cars)	-	103	-	357
40122029	Used pneumatic tyres of rubber, of a kind used on buses or lorries, of a width exceeding 450 mm	-	55.222	-	239.209
40122030	Used pneumatic tyres of rubber, of a kind used on aircraft	-	2.014	-	4.700
40122040	Used pneumatic tyres of rubber, of a kind used on motorcycles	-	13	-	91
40122050	Used pneumatic tyres of rubber, of a kind used on bicycles	-	400	-	725

Tabel 3 : Ekspor Indonesia menurut Komoditi (Kode HS 8 digit)

Juni 2023

Kode H S	Uraian golongan barang	Berat bersih (Kg)		Nilai F.O.B. (U S \$)	
		Bulan ini	Kumulatif	Bulan ini	Kumulatif
(1)	(2)	(3)	(4)	(5)	(6)
40122060	Used pneumatic tyres of rubber, of a kind used on machinery of heading 8429 or 8430	-	57.580	-	2.400
40122071	Used pneumatic tyres of rubber, of a kind used on other vehicles of Chapter 87 , of a kind used on agricultural or forestry tractors	-	116	-	569
40122091	Used pneumatic tyres of rubber, buffed tyres	40	40	70	70
40122099	Used pneumatic tyres of rubber, n.e.c. sub heading 401220	-	9.161	-	15.001
40129014	Solid tyres exceeding 250 mm in external diameter, of a width not exceeding 450 mm	6.096	39.068	11.586	72.222
40129017	Solid tyres exceeding 250 mm in external diameter, of a width exceeding 450 mm	152.996	866.369	312.084	1.725.486
40129019	Rubber, tyres, other solid tyres not exceeding 250 mm in external diameter, of a width not exceeding 450 mm	93.081	392.587	568.118	2.020.368
40129071	Replaceable tyre treads : of a width not exceeding 450 mm	-	516	-	1.151
40129080	Tyre flaps of rubber	14.204	75.660	33.349	175.737
40129090	Retreaded/used pneumatic tyres of rubber, solid/cushion tyres, tyre treads & flaps, n.e.c. in heading 4012	492	331.245	3.520	60.894
40131011	Inner tubes of rubber,of a kind used on motor cars,suitable for fitting to tyres of a width < 450 mm	12.179	191.666	35.670	628.662
40131019	Inner tubes of rubber,of a kind used on motor cars,suitable for fitting to tyres of a width > 450 mm	844	2.598	1.210	5.622
40131021	Inner tubes of rubber, of a kind used on buses or lorries, suitable for fitting to tyres of a width not exceeding 450 mm	2.128	3.595	7.650	13.847
40131029	Inner tubes of rubber, of a kind used on buses or lorries, suitable for fitting to tyres of a width exceeding 450 mm	-	50	-	997
40132000	Inner tubes of rubber, of a kind used on bicycles	169.295	602.759	954.642	3.251.018
40139011	Inner tubes of rubber,kind used on machinery of head 8429 or 8430, suitable for fitting to tyres of a width ≤450 mm	196	5.840	449	7.130
40139019	Inner tubes of rubber,a kind used on machinery of head 8429 or 84.30, suitable for fitting to tyres of a width >450 mm	540	1.718	1.185	4.585
40139020	Inner tubes of rubber, of a kind used on motorcycles	86.103	508.586	280.101	1.619.231
40139031	Inner tubes of rubber,of a kind used on oth vehicles of Chapter 87, suitable for fitting to tyres of a width < 450 mm	1.000	8.730	699	10.662
40139039	Inner tubes of rubber,of a kind used on oth vehicles of Chapter 87, suitable for fitting to tyres of a width > 450 mm	-	920	-	640
40139091	Inner tubes of rubber, suitable for fitting to tyres of a width not exceeding 450 mm, n.e.c. sub heading 401390	17.482	91.354	87.166	443.362
40141000	Sheath contraceptives	404	804	21.327	53.510
40149010	Teats for feeding bottles and similar articles	304	1.913	3.226	19.158
40149040	Stoppers for pharmaceutical use	-	4.783	-	40.556
40149090	Hygienic/pharmaceutical articles of vulcanised exclude hard rubber,with or without fittings hard rubber, n.e.c. in heading 4014	981	15.091	4.069	97.914
40151210	Gloves, mittens and mitts , of a kind used for medical, surgical, dental or veterinary purposes of a kind used on machinery purposes of vulcanised natural rubber	917.215	6.514.750	8.827.060	61.817.172
40151290	Gloves, mittens and mitts , of a kind used for medical, surgical, dental or veterinary purposes of a kind used on machinery purposes of other vulcanised rubber	-	165	-	504
40151910	Other than gloves, mittens and mitts , of a kind used for medical, surgical, dental or veterinary purposes of a kind used on machinery purposes of vulcanised natural rubber	750.181	5.270.637	2.612.021	18.202.708
40151990	Other than gloves, mittens and mitts , of a kind used for medical, surgical, dental or veterinary purposes of a kind used on machinery purposes other of vulcanised natural rubber	411.074	2.324.756	1.914.256	11.859.795
40159010	Lead aprons, of vulcanised rubber other than hard rubber	1	115	4	3.257
40159020	Divers' suits (wet suits), of vulcanised rubber other than hard rubber	1	196	0	500
40159090	Articles apparel & clothing accessories of vulcanised rubber other than hard rubber, n.e.c. in heading 4015	542	4.343	13.197	98.919

Tabel 3 : Ekspor Indonesia menurut Komoditi (Kode HS 8 digit)

		Juni 2023			
Kode H S	Uraian golongan barang	Berat bersih (Kg)		Nilai F.O.B. (U S \$)	
		Bulan ini	Kumulatif	Bulan ini	Kumulatif
(1)	(2)	(3)	(4)	(5)	(6)
40161010	Padding for articles of apparel or clothing accessories, of cellular rubber	229	877	21.311	119.462
40161020	Floor tiles and wall tiles of cellular rubber	21.060	181.350	3.998	32.301
40161090	Other articles of cellular rubber, other than padding apparel and floor/wall tiles	13.463	68.054	314.971	1.462.563
40169110	Mats of vulcanised rubber other than hard rubber, non-cellular rubber	425.020	2.147.952	701.414	3.316.315
40169190	Floor coverings other than mats and tiles of vulcanised rubber other than hard rubber,non-cellular rubber	2.900	8.262	26.893	113.634
40169210	Eraser tips of vulcanised rubber other than hard rubber and non-cellular rubber	33	113	80	209
40169290	Erasers other than eraser tips of vulcanised rubber other than hard rubber and non-cellular rubber	217	1.524	421	9.793
40169310	Gaskets, washers and other seals of a kind used to insulate the terminal leads of electrolytic capacitors	52.036	267.229	701.970	4.475.375
40169320	Gaskets and o-rings, of a kind used on motor vehicles of heading 8702, 8703, 8704 or 8711	48.713	242.506	1.064.074	6.701.931
40169390	Gaskets, washers and other seals of vulcanised rubber other than hard rubber, n.e.c. sub heading 401693	108.595	4.058.238	3.093.378	17.734.048
40169400	Boat or dock fenders of vulcanised rubber, whether or not inflatable, other than hard rubber, non-cellular rubber	35.851	127.162	421.437	1.195.183
40169500	Inflatable articles, other than boat or dock fenders of vulcanised rubber, other than hard rubber, non-cellular rubber	1.394	13.192	18.591	227.052
40169911	Parts&access kind used for vehicles of Chapter 87 for vehicles of head 8702,8703, 8704 or 8705,oth thn weatherstripping	59.335	373.967	638.763	4.765.656
40169912	Parts and accessories of vulcanised rubber other than hard rubber, of a kind used for vehicles of heading 8711	14.139	90.577	233.886	1.230.435
40169913	Weatherstripping of vulcanised rubber oth thn hard rubber, of a kind used on motor vehicles of heading 8702,8703 or 8704	143.576	826.854	1.337.121	7.583.555
40169915	Parts&accessories of vulcanised rubber oth thn hard rubber,of a kind used for vehicles of head 8709, 8713, 8715 or 8716	-	17	-	309
40169916	Bicycle mudguards of vulcanised rubber other than hard rubber and non-cellular rubber	300	995	1.020	3.020
40169917	Bicycle parts of vulcanised rubber other than hard rubber and cellular rubber	5.031	23.717	80.760	222.231
40169918	Bicycle accessories of vulcanised rubber other than hard rubber, non-cellular rubber, other than mudguards & parts	36	481	514	15.113
40169919	Parts&accessories of a kind used for vehicles of Chapter 87 of vulcanised rubber exc hard rubber other than HS 40169911-40169919	124	15.999	3.580	91.865
40169920	Parts and accessories of rotochutes of heading 8804 of vulcanised rubber other than hard rubber, non-cellular rubber	0	0	2	2
40169930	Rubber bands, of vulcanised rubber other than hard rubber, non-cellular rubber	-	1.170	-	9.265
40169951	Rubber rollers of vulcanised rubber other than hard rubber, non-cellular rubber	14.337	37.693	163.760	529.605
40169952	Tyre mould bladders of vulcanised rubber other than hard rubber, non-cellular rubber	-	1.050	-	12.806
40169953	Electrical insulator hoods of vulcanised rubber other than hard rubber, non-cellular rubber	2.675	11.314	4.236	24.362
40169954	Rubber grommets and rubber covers for automotive wiring harnesses of vulcanised rubber oth hard rubber, non-cellular rubber	19.417	72.829	218.363	1.055.884
40169959	Articles used in machinery/mechanical/electric appliances/oth technical uses,noncellular rubber, other than HS 40169951-40169954	23.942	123.499	519.770	3.572.979

Tabel 3 : Ekspor Indonesia menurut Komoditi (Kode HS 8 digit)

Juni 2023

Kode H S	Uraian golongan barang	Berat bersih (Kg)		Nilai F.O.B. (U S \$)	
		Bulan ini	Kumulatif	Bulan ini	Kumulatif
		(1)	(2)	(3)	(4)
40169960	Rail pads of vulcanised rubber other than hard rubber, non-cellular rubber	-	1	-	1.030
40169970	Structural bearings including bridge bearings of vulcanised rubber other than hard rubber, non-cellular rubber	180	3.090	1.020	32.419
40169991	Table coverings of vulcanised rubber other than hard rubber, non-cellular rubber	-	2.652	-	80.897
40169999	Articles of vulcanised rubber other than hard rubber, non-cellular rubber, n.e.c. in heading 4016	55.529	326.312	624.004	3.704.858
40170010	Floor tiles and wall tiles of hard rubber (for example ebonite)	727	3.096	21.124	104.496
40170020	Articles of hard rubber other than floor tiles and wall tiles	957	364.750	3.370	27.789
40170090	Articles of hard rubber n.e.c. in heading 4017	3.233	10.799	16.285	59.047
41019090	Raw hides and skins of bovine, including butts, bends and bellies, other than pre-tanned	-	50	-	462
41032000	Raw hides and skins of reptiles	-	3.518	-	419.062
41039000	Raw hides and skins other than bovine, sheeps and lambs, reptil, and swine	-	17	-	112
41044100	Tanned/crust hides and skins in the dry state,full grains,upsplit and grains split of bovine vegetable tanned	3	73.947	157	244.850
41044900	Tanned/crust hides and skins in the dry state,other than full grains,upsplit and grains split of bovine vegetable tanned	20.631	68.485	370.568	7.302.466
41053000	Tanned/crust skins of sheep/lambs,in the dry state (crust), without wool on, whether or not split,but not further prepared	-	505	-	9.252
41062200	Tanned/crust hides&skins of goats/kids,in the dry state (crust), without wool/hair on, whether or not split, but not further prepared	1	1	2	2
41063200	Tanned/crust hidesskins of swine, in the dry state (crust), without wool/hair on,whether/not split,but not further prepared	-	389	-	13.368
41064000	Tanned or crust hides and skins of reptiles, without wool or hair on, whether or not split, but not further prepared.	4.875	42.348	759.087	7.773.207
41071100	Leather further prepared after tanning/crusting of bovine/equine animal, whole hides and skins,full grains,unsplit	383	3.770	9.416	104.367
41071200	Leather further prepared after tanning/crusting of bovine/equine animal, whole hides and skins, grains split	56.137	328.918	958.166	6.869.061
41071900	Leather further prep after tanning/crusting of bovine/equine animal, whole hide and skin, other than full grain,unsplit,grains split	83.895	272.792	1.197.501	5.152.076
41079200	Leather,other than whole hides and skins further prepared after tanning/crusting whole hides and skins, grain splits	1.079	79.465	26.667	253.771
41079900	Leather,oth thn whole hidesandskins further prepared after tanning/crusting whole hides and skins, excluding full/no grains,unsplit	131.854	895.479	376.560	2.346.883
41120000	Leather further prepared after tanning/ crust,of sheep/lamb wo/wool on,split/not,other than leather of heading 4114	12.023	88.699	1.286.526	9.249.374
41131000	Leather further prepared after tanning or crusting includ parchment-dressed leather, without wool/hair,of goats or kids	13.939	97.199	490.547	3.589.889
41139000	Leather further prepared after tanning/crusting includ parchment-dressed leather oth thn goats/kids, swine,& reptiles	1.212	6.478	1.008.843	4.358.732
41142000	Patent leather and patent laminated leather, metallised leather	35	122	470	1.598
41151000	Composition leather with a basis of leather or leather fibre, in slabs, sheets or strip, whether or not in rolls	17.619	91.027	443.250	2.579.599
41152000	Parings and oth waste of leather/composition leather, not for manufacture leather articles, leather dust,powder and flour	725	4.669	28.533	164.817
42010000	Saddlery & harness for any animal (traces,leads,knee pads,muzzles,saddle cloths,saddle bags,dog coats),of any material	1.555	16.170	24.283	292.487

Tabel 3 : Ekspor Indonesia menurut Komoditi (Kode HS 8 digit)

Juni 2023

Kode H S	Uraian golongan barang	Berat bersih (Kg)		Nilai F.O.B. (U S \$)	
		Bulan ini	Kumulatif	Bulan ini	Kumulatif
(1)	(2)	(3)	(4)	(5)	(6)
42021110	Cases & containers,suit-case/brief-case with outer surface of leather/composition leather, max dimensions 56cmx45cmx25 cm	1.298	13.858	4.890	121.371
42021190	Cases & containers,suit-case/brief-case with outer surface of leather/composition leather, dimension more 56cmx45cmx25 cm	21.416	192.751	329.023	2.715.903
42021211	School satchels with outer surface of vulcanised fibre	717	4.446	28.121	174.708
42021219	School satchels with outer surface other than vulcanised fibre	376.183	1.829.048	4.962.462	28.267.051
42021291	Cases and containers,suit-case/brief-case with outer surface vulcanised fibre other than school satchels	44	8.080	1.421	140.964
42021299	Cases and containers,suit-case/brief-case with other than outer surface vulcanised fibre, other than school satchels	718.488	3.827.783	4.726.767	26.084.027
42021920	Trunks,suit-cases,vanity-cases executive-cases, brief-cases, school satchels & similar container,paperboard outer surface	21	548	10	2.749
42021990	Trunks,suit-cases,vanity-cases, executive-cases, brief-cases, school satchel&similar container, outer srface oth paperboard	7.290	45.444	27.131	202.040
42022100	Handbags,whether or not with shoulder strap,incld those without handle,outer surface of leather/ composition leather	860.897	3.154.532	14.986.950	70.049.194
42022210	Handbags, whether or not with shoulder strap, including those without handle :With outer surface of sheeting of plastics or of textile materials:With outer surface of sheeting of plastics	408.747	1.616.708	8.621.963	33.171.994
42022220	Handbags, whether or not with shoulder strap, including those without handle , with outer surface of sheeting of plastics or of textile materials, with outer surface of textile materials	35.635	635.008	880.136	10.175.110
42022900	Other than handbags, whether or not with shoulder strap, including those without handle :	11.387	115.848	183.097	1.315.669
42023100	Articles of a kind normally carried in the pocket or in the handbag,with outer surface of leather or composition leather	8.657	35.606	529.368	2.331.974
42023200	Articles of a kind normally carried in pocket/in the handbag,with outer surface of sheeting plastics or textile materials	13.728	57.130	262.658	1.587.052
42023900	Articles of a kind normally carried in pocket/in the handbag, oth thn sub heading 420231 - 420232	820	4.143	48.021	235.254
42029111	Cases and containers, bowling bags with outer surface of leather or of composition leather	3.319	7.055	214.311	406.566
42029119	Cases and containers, sports bag other than bowling bags, with outer surface of leather or of composition leather	891	2.484	91.391	240.292
42029190	Cases and containers, other sports bag, with outer surface of leather or of composition leather	119.948	375.221	4.193.281	14.085.330
42029210	Cases and containers, toiletry bags, of sheeting of plastics	396.155	2.988.544	6.683.458	45.078.517
42029220	Cases and containers, bowling bags sheeting of plastics or of textile materials	27.652	253.602	374.858	3.139.607
42029290	Cases and containers, other than toiletry bags and bowling bags, of sheeting of plastics	2.357.545	17.393.171	39.904.915	300.225.041
42029910	Cases and containers, other article, with outer surface of vulcanised fibre or paperboard	-	25	-	106
42029990	Cases & containers, n.e.c. in head 4202,of vulcanised fibre/of paperboard/wholly/mainly covered with such materials/w paper	40.088	270.612	531.009	3.252.445
42031000	Apparel, articles of apparel, of leather or of composition leather	43.127	193.075	1.495.326	6.542.624
42032110	Gloves, mittens and mitts : specially designed for use in sports, baseball and softball gloves	23.476	146.123	1.583.848	10.037.851
42032190	Gloves, mittens and mitts : specially designed for use in sports, other than baseball and softball gloves	80.832	546.456	6.484.427	44.827.216

Tabel 3 : Ekspor Indonesia menurut Komoditi (Kode HS 8 digit)

Juni 2023

Kode H S	Uraian golongan barang	Berat bersih (Kg)		Nilai F.O.B. (U S \$)	
		Bulan ini	Kumulatif	Bulan ini	Kumulatif
(1)	(2)	(3)	(4)	(5)	(6)
42032910	Clothing accessories, protective work gloves, of leather or composition leather	10.829	63.466	621.059	3.509.294
42032990	Clothing accessories, other than protective work gloves, of leather or composition leather	15.453	102.269	537.881	3.787.584
42033000	Clothing accessories, belts and bandoliers, of leather or of composition leather	1.308	9.257	47.500	324.465
42034000	Clothing accessories, of leather or of composition leather, n.e.c. in heading no. 4203	162	5.174	3.611	65.089
42050010	Boot laces, mats, of leather or of composition leather	67	777	440	79.305
42050020	Industrial safety belts and harnesses of composition leather	21.371	76.113	147.526	641.811
42050030	Leather strings or chords of a kind used for jewellery or articles of personal adornment of composition leather	897	1.710	2.996	23.182
42050040	Articles of leather/composition leather used in machine/mechanic appliance/oth technic uses,ot HS 42050010-42050030	-	1	-	320
42050090	Articles of leather or of composition leather n.e.c. in heading 4205	2.193	16.303	81.117	475.268
43021900	Furskins, tanned/dressed,whole, with or without head,tail/paws,not assembled, oth thn of mink, other than those of heading 4303	200	932	1.575	24.831
43031000	Furskin articles, apparel and clothing accessories	-	542	-	21.227
43039090	Furskin articles, apparel and clothing accessories, n.e.c. in heading 4303	21.155	49.781	665.756	1.028.534
43040091	Artificial fur articles, sports bags	10	29	137	927
43040099	Artificial fur articles, other than sports bags	18	25	700	864
44011100	Fuel wood, in logs, in billets, in twigs, in faggots or in similar forms, from coniferous	-	3.547	-	23.192
44011200	Fuel wood, in logs, in billets, in twigs, in faggots or in similar forms, from Non - coniferous	14	50.662	147	42.691
44012100	Wood in chips or particles, from coniferous	-	46.400	-	8.292
44012200	Wood in chips or particles, from non-coniferous	149.111.800	881.235.208	12.574.503	79.041.507
44013100	Sawdust and wood waste and scrap, agglomerated in logs, briquettes, pellets or similar forms : wood pellets	55.788.775	270.403.500	6.555.448	35.294.707
44013200	Sawdust and wood waste and scrap, agglomerated in logs, briquettes, pellets or similar forms : wood briquettes	-	5	-	2
44013900	Sawdust and wood waste and scrap, agglomerated in logs, briquettes, pellets or similar forms : wood pellets and briquettes	45.960	2.986.532	42.445	796.434
44014100	Sawdust and wood waste and scrap, not agglomerated : sawdust	310.192	802.776	98.240	269.795
44014900	Sawdust and wood waste and scrap, not agglomerated : other than sawdust	1.706.283	4.938.486	231.136	637.759
44021000	Wood charcoal (including shell or nut charcoal), whether or not agglomerated, of bamboo	5.980.731	27.705.390	1.576.932	7.717.897
44022010	Wood charcoal (including shell or nut charcoal), whether or not agglomerated, of shell or nut , of coconut shell	16.603.049	91.792.662	15.001.315	85.896.235
44022090	Wood charcoal (including shell or nut charcoal), whether or not agglomerated, of shell or nut , other than coconut shell	2.875.619	37.634.682	1.642.761	22.674.514
44029000	Wood charcoal (including shell or nut charcoal), whether or not agglomerated, of bamboo or shell or nut	28.291.293	176.617.276	13.770.975	84.217.025
44034910	Tropical wood, other than dark Red Meranti, light Red Meranti and Meranti Bakau, baulks, swalogs and veneer logs	70.853	248.582	308.276	827.091
44034990	Tropical wood, other than dark Red Meranti, light Red Meranti and Meranti Bakau, other baulks, swalogs and veneer logs	495	2.014	4.950	22.628
44041000	Hoopwood, split poles,piles, picket and the like of coniferous	-	250	-	819
44042010	Hoopwood, split poles,piles, picket and the like of non- coniferous, chipwood	-	128.845	-	50.067
44050020	Wood flour	111.250	1.236.819	42.704	422.922
44071190	Wood, coniferous, of pine (Pinus spp), other than sawn lengthwise, not further worked	164.887	520.423	187.513	539.603

Tabel 3 : Ekspor Indonesia menurut Komoditi (Kode HS 8 digit)

Juni 2023

Kode H S	Uraian golongan barang	Berat bersih (Kg)		Nilai F.O.B. (U S \$)	
		Bulan ini	Kumulatif	Bulan ini	Kumulatif
(1)	(2)	(3)	(4)	(5)	(6)
44071200	Wood, coniferous, of fir (Abies spp) and spruce (Picea spp), sawn or chipped lengthwise, sliced or peeled, whether or not planed, sanded or end-jointed, thick >6mm	591	4.873	2.728	27.061
44071990	Wood, coniferous, other than sawn lengthwise not further worked, other than HS 44071110-44071400	3.413	80.508	13.321	558.004
44072110	Wood, tropical wood, of mahogany (Swietenia spp), planed, sanded or end-joint	76.748	776.269	96.039	755.178
44072190	Wood, tropical wood, of mahogany (Swietenia spp), other than planed, sanded or end-joint	-	24	-	73
44072210	Wood, tropical wood, of virola, imbuia and balsa, planed, sanded or end-joint	32.530	113.664	109.112	459.702
44072290	Wood, tropical wood, of virola, imbuia and balsa, other than planed, sanded or end-joint	-	25.050	-	45.789
44072320	Wood, tropical wood, of teak, planed, sanded or end-joint	15.006	57.070	93.524	210.077
44072390	Wood, tropical wood, of teak, other than sawn lengthwise, planed, sanded or end-jointed	4.313	4.313	21.082	21.082
44072513	Wood, tropical wood, of dark red meranti or light red meranti, planed, sanded or end-jointed	216.361	930.317	362.842	1.626.015
44072529	Wood, tropical wood, of meranti bakau, other than planed, sanded or end-jointed	-	8.628	-	13.422
44072630	Wood, tropical wood, of white lauan, white meranti, white seraya, yellow meranti, and alan, planed, sanded or end-jointed	8	29.978	1	38.677
44072913	Wood, tropical wood, of jelutong (Dyera spp), planed, sanded or end-joint	80.132	772.181	118.660	985.850
44072923	Wood, tropical wood, of kapur (Dryobalanops spp), planed, sanded or end-joint	-	63.292	-	45.569
44072933	Wood, tropical wood, of kempas (Koompasia spp), planed, sanded or end-joint	46.371	134.271	12.813	71.712
44072943	Wood, tropical wood, of keruing (Dipterocarpus spp), planed, sanded or end-joint	96.683	543.789	92.209	426.411
44072973	Wood, tropical wood, of balau (Shorea spp), planed, sanded or end-joint	23.029	300.452	14.294	186.973
44072983	Wood, tropical wood, of mengkulang (Heritiera spp), planed, sanded or end-joint	-	12.597	-	8.345
44072991	Wood, tropical wood, of jongkong (Dactylocladus spp) and merbau (Intsia spp), planed, sanded or end-jointed	3.300	74.121	6.780	58.735
44072994	Wood, tropical wood, of albizia (Paraserianthes falcataria), planed, sanded or end-jointed	16.599	75.386	47.078	134.006
44072996	Wood, tropical wood, of rubber (Hevea brasiliensis), planed, sanded or end-jointed	1.080.105	11.966.460	560.760	5.806.844
44072998	Wood, sawn other than HS 44062991 - 44072997, planed, sanded or end-jointed	693.966	4.269.153	1.011.865	5.944.685
44079130	Wood, non-coniferous and other than tropical wood, of oak (Quercus spp), planed, sanded or end-jointed	13.977	14.647	15.243	18.324
44079210	Wood, non-coniferous and other than tropical wood, of beech (Fagus spp), planed, sanded or end-jointed	423	2.484	1.792	11.009
44079310	Wood, non-coniferous and other than tropical wood, of maple (Acer spp), planed, sanded or end-jointed	1.478	1.478	6.848	6.848
44079390	Wood, non-coniferous and other than tropical wood, of maple (Acer spp), other than planed, sanded or end-jointed	-	698	-	4.855
44079790	Wood, non-coniferous and other than tropical wood, of poplar and aspen (Populus spp), other than planed, sanded or end-jointed	-	7.551	-	14.111
44079910	Wood, non-coniferous and other than tropical wood, other than n.e.c. sub heading 440797, planed, sanded or end-jointed	12.506	89.656	32.769	416.185
44079990	Wood, non-coniferous and other than tropical wood, other than n.e.c. sub heading 440797, other than planed, sanded or end-jointed	-	88	-	72
44081010	Wood, coniferous, cedar wood pencil slats, Radiata pinewood of a kind used for blockboard manufacture	68.678	532.193	389.690	3.162.174

Tabel 3 : Ekspor Indonesia menurut Komoditi (Kode HS 8 digit)

Juni 2023					
Kode H S	Uraian golongan barang	Berat bersih (Kg)		Nilai F.O.B. (U S \$)	
		Bulan ini	Kumulatif	Bulan ini	Kumulatif
(1)	(2)	(3)	(4)	(5)	(6)
44081030	Wood, coniferous, face veneer sheets, Radiata pinewood of a kind used for blockboard manufacture	3.680	10.102	9.544	42.852
44081090	Wood, coniferous, other than cedar wood pencil slats radiata pinewood used for blockboard manufacture, other than face veneer sheets	57.671	201.437	39.278	141.046
44083100	Dark Red Meranti, Light Red Meranti and Meranti Bakau of tropical wood, sheets for veneering, plywood and laminated wood	189.409	1.251.999	219.809	1.405.840
44083920	Face veneer sheets of tropical wood, other than Red Meranti, Light Red Meranti and Meranti Bakau	7.510	304.029	40.420	406.202
44083990	Other than Jelutong wood pencil slats and face veneer sheets, other than Red Meranti, Light Red Meranti, and Meranti Bakau	4.954.308	22.553.328	5.463.353	25.001.034
44089010	Face veneer sheets, of non-coniferous and other than tropical wood	3.461.571	21.088.943	3.215.680	18.908.278
44089090	Wood, other than in heading 4408, sheets for veneer/plywood, oth wood sawn, slice/peel, whether/not plan, sand/end-join,thick≤6mm	1.538.740	10.282.610	1.677.360	9.724.793
44091000	Coniferous wood, cotinuously shaped along any of its edgee,ends/faces, non planed,sanded or end-jointed	1.238.192	4.958.771	2.032.151	8.818.341
44092100	Wood, non-coniferous of bamboo, cotinuously shaped along any of its edgee, ends/faces, whether or not planed,sanded or end-jointed	2	15.977	1.107	40.644
44092200	Wood,non-coniferous of tropical wood, cotinuously shaped along any of its edgee,ends/faces,whether or not planed,sanded/end-jointed	34.399.763	204.904.730	37.826.374	229.446.647
44092900	Wood, non-coniferous, other than in heading 4409, cotinuously shaped along any of its edgee, ends/faces, whether or not planed, sanded or end-jointed	1.137.146	7.553.790	1.725.459	10.325.398
44101100	Particle board of wood, whether or not agglomerated with resins or other organic binding substances	9.661.761	29.912.023	1.767.415	6.005.158
44101900	Similar board (for example, waferboard) of wood, whether or not agglomerated with resins or other organic binding substances	1.170	1.180	1.007	1.014
44109000	Particle board, oriented strand board (OSB) and similar board (for example, waferboard), of other ligneous materials, whether or not agglomerated with resins or other organic binding substances	-	992	-	6.131
44111200	Medium density fibreboard (MDF), of a thickness not exceeding 5 mm, whether or not bonded with resins or other organic substances	23.385.167	77.760.401	7.030.968	26.771.551
44111300	Medium density fibreboard (MDF), of a thickness exceeding 5 mm but not exceeding 9 mm, whether or not bonded with resins or other organic substances	15.596.187	34.829.170	4.445.094	11.006.386
44111400	Medium density fibreboard (MDF), of a thickness exceeding 9 mm, whether or not bonded with resins or other organic substances	35.300.528	81.722.504	10.256.152	24.485.934
44119200	Ligneous materials other than fibreboard, of a density exceeding 0.8 g/cm3, whether or not bonded with resins or other organic substances	1.191	6.797	2.994	17.916
44119300	Ligneous materials other than fibreboard, of a density exceeding 0.5 g/cm3 but not exceeding 0.8 g/cm3, whether or not bonded with resins or other organic substances	10.763.055	25.246.721	3.025.891	6.840.218
44119400	Ligneous materials other than fibreboard, of a density not exceeding 0.5 g/cm3, whether or not bonded with resins or other organic substances	-	12	-	12
44121000	Plywood, veneered panels and similar laminated wood, of bamboo	28.830	207.914	27.377	466.016
44123100	Plywood, consisting solely of sheets of wood (not bamboo), each ply ≤ 6mm thickness, with at least one outer ply of tropical wood	86.172.930	495.173.493	82.078.334	485.809.648

Tabel 3 : Ekspor Indonesia menurut Komoditi (Kode HS 8 digit)

Juni 2023

Kode H S	Uraian golongan barang	Berat bersih (Kg)		Nilai F.O.B. (U S \$)	
		Bulan ini	Kumulatif	Bulan ini	Kumulatif
(1)	(2)	(3)	(4)	(5)	(6)
44123300	Plywood,consisting solely of sheets of wood(not bamboo),each ply≤6mm thickness,with at least one outer ply of non-coniferous wood of the species alder,ash,beech,birch,cherry,chestnut,elm,eucalyptus,hickory,horse chestnut,lime,maple,oak,plane tree,poplar&aspen,robinia,tulipwood/walnut	19.425.103	89.683.373	17.836.723	82.002.126
44123400	Plywood, consisting solely of sheets of wood (not bamboo), each ply ≤ 6mm thickness, with at least one outer ply of non-coniferous wood not specified under subheading 441233	1.692.934	9.112.974	1.368.166	7.187.903
44123900	Plywood, consisting solely of sheets of wood (not bamboo), each ply ≤ 6mm thickness, with both outer plies of coniferous wood	261.510	1.640.288	513.129	2.894.166
44124110	Laminated veneered lumber, with at least one outer ply of teak	-	1.004	-	144
44124190	Laminated veneered lumber, with at least one outer ply of tropical wood other than teak	1.573.019	7.911.532	2.129.850	10.805.231
44124200	Laminated veneered lumber, with at least one outer ply of non-coniferous wood	48.108	352.652	56.602	412.898
44124900	Laminated veneered lumber, with both outer plies of coniferous wood	-	1.016.444	-	603.177
44125100	Blockboard, laminboard, and battenboard, with at least one outer ply of tropical wood	26.778.459	142.403.490	30.118.926	160.740.990
44125200	Blockboard, laminboard, and battenboard, with at least one outer ply of non-coniferous wood	1.755.443	7.792.909	3.469.186	14.825.334
44125900	Blockboard, laminboard, and battenboard, with both outer plies of coniferous wood	812.005	5.070.675	987.825	5.729.505
44129110	Other plywood, with at least one outer ply of teak	-	50.709	-	79.075
44129190	Other plywood, with at least one outer ply of tropical wood other than teak	961.857	5.943.646	1.818.390	12.413.926
44129900	Other plywood, with both outer plies of coniferous wood	900.824	4.842.885	1.130.455	6.028.908
44130000	Densified wood, in blocks, plates, strips or profile shapes.	200	26.079	10	27.373
44141000	Wooden frames for paintings, photographs, mirrors or similar objects, of tropical wood	486.908	2.759.921	2.631.527	14.656.712
44149000	Wooden frames for paintings, photographs, mirrors or similar objects, of other than tropical wood	398.227	1.171.341	1.248.896	4.730.094
44151000	Cases, boxes, crates, drums and similar packings, cabledrums of wood	352.501	1.872.196	710.092	3.263.401
44152000	Pallets, box pallets and other load boards, pallet collars of wood	429.701	2.934.288	218.630	2.092.936
44160010	Staves	-	5.530	-	12.846
44160090	Casks, barrels, vats, tubs and other coopers' products and parts thereof, of wood	-	5.444	-	20.692
44170090	Tools, tool bodies, tool handles, broom or brush bodies and handles, of wood	104.465	799.414	255.483	1.907.700
44181100	Windows, French-windows and their frames, of tropical wood	247.329	1.392.495	635.029	2.669.134
44181900	Windows, French-windows and their frames, of other than tropical wood	1.795	31.052	7.648	74.923
44182100	Doors and their frames and thresholds, of tropical wood	3.814.055	18.921.108	9.139.490	43.070.131
44182900	Doors and their frames and thresholds, of other than tropical wood	5.041.169	29.568.068	10.173.011	62.482.948
44183000	Posts and beams other than products of subheadings 441881 to 441889	1.550	3.597	3.990	14.804
44184000	Shuttering for concrete constructional work	-	116.650	-	90.625
44185000	Shingles and shakes	-	139.249	-	75.065
44187310	Assembled flooring panels, of bamboo or with at least the top layer (wear layer) of bamboo, for mosaic flooring	-	146	-	726
44187390	Assembled flooring panels, of bamboo or with at least the top layer (wear layer) of bamboo, other than mosaic flooring, of other than multilayer of bamboo	-	1	-	2

Tabel 3 : Ekspor Indonesia menurut Komoditi (Kode HS 8 digit)

Juni 2023

Kode H S	Uraian golongan barang	Berat bersih (Kg)		Nilai F.O.B. (U S \$)	
		Bulan ini	Kumulatif	Bulan ini	Kumulatif
		(1)	(2)	(3)	(4)
44187400	Assembled flooring panels, other than of bamboo or with at least the top layer (wear layer) of bamboo, for mosaic flooring	2.461	13.079	6.940	62.223
44187500	Assembled flooring panels, other than of bamboo or with at least the top layer (wear layer) of bamboo, other than mosaic flooring, multilayer	1.365.327	8.157.570	4.021.236	25.234.171
44187900	Assembled flooring panels, other than of bamboo or with at least the top layer (wear layer) of bamboo, other than mosaic flooring, other than multilayer	920.220	5.295.382	2.402.224	13.440.539
44188110	Engineered structural timber products, glue-laminated timber (glulam), in block shape	1.078.924	9.085.321	2.188.773	18.976.881
44188190	Engineered structural timber products, glue-laminated timber, in other than block shape	1.191.120	7.785.707	2.228.838	14.493.679
44188900	Engineered structural timber products, other than cross-laminated timber (CLT or X-lam) and I beams	-	65	-	332
44189100	Builders' joinery and carpentry of wood, other than HS 44181100-44188900, of bamboo	-	17.077	-	11.050
44189200	Builders' joinery and carpentry of wood, other than HS 44181100-44188900, of cellular wood panels	662.303	3.164.490	665.990	3.406.926
44189900	Builders' joinery and carpentry of wood, other than HS 44181100-44188900, other than of bamboo and cellular wood panels	7.501.972	44.600.085	8.053.531	50.174.503
44191100	Bread boards, chopping boards, and similar boards of bamboo	515	2.675	2.864	11.004
44191200	Chopsticks of bamboo	4	21	243	700
44191900	Tableware and kitchenware, of bamboo, other than HS 44191100-44191200	60	1.095	1.127	14.473
44192000	Tableware and kitchenware, of tropical wood	521.190	2.978.099	1.499.412	9.664.757
44199000	Tableware and kitchenware, other than of bamboo and tropical wood	220.424	1.186.651	679.722	3.852.545
44201100	Statuettes and other ornaments, of tropical wood	819.538	4.569.459	3.691.105	19.286.392
44201900	Statuettes and other ornaments, other than of tropical wood	335.244	2.083.030	1.630.779	9.295.078
44209010	Wooden articles of furniture not falling in Chapter 94	227.761	1.462.838	561.704	4.008.809
44209020	Boxes and other small containers intended for and suitable for carrying in the pocket, in the handbag or on the person of wood	-	16.648	-	8.640
44209090	Wood marquetry and inlaid wood, caskets and cases for jewellery or cutlery, and similar articles, of wood	2.390	12.150	12.700	55.035
44211000	Clothes hangers of wood	1.129	9.623	12.763	115.274
44212000	Coffins of wood	33.012	119.697	71.074	401.296
44219110	Spools, cops and bobbins, sewing thread reels and the like of bamboo	10	155	44	507
44219120	Match splints of bamboo	-	190	-	336
44219130	Candy sticks, ice-cream sticks and ice-cream spoons of bamboo	21	64	59	353
44219140	Fans and handscreens, frames and handles therefor, and parts thereof of bamboo	136	510	740	6.715
44219150	Prayer beads of bamboo	322	381	9.555	10.717
44219160	Toothpicks of bamboo	-	100	-	210
44219190	Article of bamboo, other than HS 44219110 - HS 44219160	16.217	90.093	25.728	174.822
44219910	Spools, cops and bobbins, sewing thread reels and the like of other than bamboo	-	153	-	3.139
44219930	Wooden pegs or pins for footwear of other than bamboo	1	10.319	0	31.818
44219940	Candy sticks, icecream sticks and icecream spoons of other than bamboo	14.075	26.639	26.640	53.163
44219970	Fans and handscreens, frames and handles therefor, and parts thereof of other than bamboo	-	3	-	152
44219980	Toothpicks of other than bamboo	460	960	773	1.208
44219993	Prayer beads of other than bamboo	4	10	235	378
44219994	Other beads of other than bamboo	-	72.771	-	34.489
44219995	Sticks of a kind used for making joss sticks, of other than bamboo	-	6.753	-	2.901

Tabel 3 : Ekspor Indonesia menurut Komoditi (Kode HS 8 digit)

Juni 2023

Kode H S	Uraian golongan barang	Berat bersih (Kg)		Nilai F.O.B. (U S \$)	
		Bulan ini	Kumulatif	Bulan ini	Kumulatif
(1)	(2)	(3)	(4)	(5)	(6)
44219996	Barecore, of other than bamboo	25.418.345	147.067.078	13.080.728	74.247.807
44219999	Article of wood, other than bamboo, articles other than HS 44219910 - HS 44219996	89.837	797.626	523.158	4.354.079
45019000	Waste cork, crushed, granulated or ground cork	5	5	1	1
45020000	Natural cork, debarked or roughly squared or rectangular blocks, plates, sheets or strip (include sharpened blanks for corks or stoppers)	-	71	-	1.082
45039000	Articles of natural cork, other than corks and stoppers	4	1.580	17	10.270
45041000	Blocks, plates, sheets and strip, tiles of any shape, solid cylinders (including discs), of agglomerated cork	26	547	168	16.711
45049000	Articles of agglomerated cork other than blocks, plates, sheets and strip, tiles of any shape, solid cylinders, including discs.	32	47	2.118	3.434
46012100	Plaiting materials, plaits and similar products of plaiting materials, mats, matting and screens, of bamboo	47.249	371.936	72.568	507.211
46012200	Plaiting materials, plaits and similar products of plaiting materials, mats, matting and screens, of rattan	33.683	243.061	208.537	2.671.982
46012900	Plaiting materials, plaits and similar products, mats, matting and screens, of vegetable materials other than bamboo and rattan	31.011	185.463	162.798	973.652
46019210	Plaits and similar products of plaiting materials, whether or not assembled into strips of bamboo	1.689	23.861	11.933	68.596
46019220	Fans and handscreens, frames and handles therefor, and parts thereof of bamboo	23	981	360	2.086
46019290	Plaiting materials, plaits and similar products of plaiting materials, of bamboo, other than HS 46019210 - HS 46019220	17.131	353.755	20.328	350.572
46019310	Plaits and similar products of plaiting materials, whether or not assembled into strips of rattan	2.582	14.454	48.358	141.515
46019320	Fans and handscreens, frames and handles therefor, and parts thereof of rattan	103	3.633	1.435	96.257
46019390	Plaiting materials, plaits and similar products of plaiting materials, of rattan, other than HS 46019310 - HS 46019320	4.338	27.621	49.352	369.765
46019410	Plaits and similar products of plaiting materials, whether or not assembled into strips of vegetable materials	9.750	13.112	113.056	349.477
46019420	Fans and handscreens, frames and handles therefor, and parts thereof of vegetable materials	-	185	-	827
46019490	Plaiting materials, plaits&similar products of plaiting materials,of vegetable materials, other than HS 46019410- 46019420	2.494	30.645	7.175	92.714
46019910	Mats and matting of other than bamboo, rattan, and other vegetable materials	10	27	9	222
46019920	Plaits and similar products of plaiting materials, whether or not assembled into strips	6.795	14.884	96.037	167.578
46019990	Plaiting materials, plaits and similar product of plaiting material, product of non-vegetable materials, other than HS 46019910-46019930	23.323	167.479	50.690	472.488
46021110	Travelling bags and suitcases of bamboo	18	1.980	721	13.794
46021120	Envelopes for bottles of bamboo	33	47	543	982
46021190	Basketwork, wickerwork and other articles, of bamboo, other than HS 46021110 - HS 46021120	190.979	1.051.532	691.086	3.844.852
46021210	Travelling bags and suitcases of rattan	38.549	341.524	180.609	2.401.051
46021220	Envelopes for bottles of rattan	-	9.970	-	75.172
46021290	Basketwork, wickerwork and other articles, of rattan, other than HS 46021210 - HS 46021220	700.024	4.090.279	3.262.247	19.688.756
46021910	Travelling bags and suitcases of vegetable materials other than of bamboo and rattan	3.702	151.640	52.099	491.530
46021920	Envelopes for bottles of vegetable materials other than of bamboo and rattan	-	258	-	7.907
46021990	Basketwork, wickerwork and other articles, of vegetable materials other than bamboo and rattan, other than HS 46021910 - 46021920	345.735	1.821.682	2.128.364	11.324.555

Tabel 3 : Ekspor Indonesia menurut Komoditi (Kode HS 8 digit)

Juni 2023

Kode H S	Uraian golongan barang	Berat bersih (Kg)		Nilai F.O.B. (U S \$)	
		Bulan ini	Kumulatif	Bulan ini	Kumulatif
(1)	(2)	(3)	(4)	(5)	(6)
46029010	Travelling bags and suitcases of other than vegetable materials	1.480	36.312	6.260	231.727
46029020	Envelopes for bottles of other than vegetable materials	-	56	-	275
46029090	Basketwork, wickerwork and other articles, of other than vegetable materials, other than HS 46029010 - HS 46029020	69.629	445.323	518.182	2.844.657
47020020	Chemical wood pulp, dissolving grades, of non-coniferous	91.303.110	536.007.013	56.285.512	327.497.601
47032100	Chemical wood pulp, soda or sulphate other than dissolving grades, semi-bleached or bleached, of coniferous wood	-	40	-	2
47032900	Chemical wood pulp, soda or sulphate other than dissolving grades, semi-bleached or bleached, of non-coniferous wood	478.309.900	2.703.493.538	214.552.361	1.561.351.796
47061000	Pulp, cotton linters pulp	-	4	-	2
47062000	Pulp of fibres derived from recovered (waste and scrap) paper or paperboard	10.169.399	41.518.770	2.247.326	9.745.638
47063000	Pulps of fibres derived from bamboo	2.000	15.767	10.000	80.046
47069100	Pulps of fibres derived from other fibrous cellulosic material obtained by mechanical processes	72.576	376.298	544.827	2.490.330
47069200	Pulps of fibres derived from other fibrous cellulosic material obtained by chemical processes	-	8	-	13
47071000	Recovered (waste and scrap) unbleached kraft paper or paperboard or corrugated paper or paperboard	302.388	1.804.699	37.641	247.388
47072000	Recovered (waste and scrap) other paper or paperboard made mainly of bleached chemical pulp, not coloured in the mass	-	92.895	-	63.226
47073000	Paper or paperboard, waste and scrap, made mainly of mechanical pulp (e.g newspapers, journals & similar printed matter)	-	3.282	-	11.633
47079000	Paper or paperboard (waste and scrap), of paper or paperboard n.e.c. sub heading 470710 - 470730 and of unsorted waste and scrap	1.059.634	7.051.535	329.936	1.608.548
48010011	Newsprint, weighing not more than 55 g/m2, in rolls, of a width exceeding 28 cm but not exceeding 36 cm	307.796	4.887.608	203.145	3.146.397
48010012	Newsprint, weighing not more than 55 g/m2, in rolls, other than HS 48010011	549.039	13.022.614	532.998	9.112.485
48010013	Newsprint, weighing not more than 55g/m2, in sheets, square or rectangular, one side >28cm but <36cm and other side >15cm in the unfolded state	-	60	-	1.784
48010014	Newsprint, weighing not more than 55g/m2, in sheets, square or rectangular, one side >36 cm, and other side >15 cm in the unfolded state	-	2	-	2
48010023	Newsprint, weighing more than 55g/m2, in sheets, square or rectangular, one side >28cm but <36cm and other side >15cm in the unfolded state	-	0	-	2
48010024	Newsprint, weighing more than 55g/m2, in sheets, square or rectangular, one side >36 cm, and other side >15 cm in the unfolded state	-	658	-	949
48021000	Hand-made paper and paperboard	24.332	49.102	22.182	46.158
48022010	Uncoated paper and paperboard in roll of not more than 15 cm in width or in rectangular sheet of which no side more than 36 cm in the unfolded state	-	1	-	664
48022090	Uncoated paper and paperboard in rolls of more than 15 cm in width or in rectangular sheet of which no side more than 36 cm in the unfolded state	-	5.435	-	10.130
48025429	Paperboard, o.t. carbonising base paper weighing <20g/m2, in rolls of >15cm, in width or rectangular sheet of which no side > 36cm, unfold state, weighing <40g/m2	37.729	102.180	36.687	88.913
48025440	Uncoated paper and paperboard, used for writing, printing and other graphic, in rolls of ≤ 15cm, in width or in rectangular sheet > 36cm, unfold state	792	4.492	440	2.220
48025450	Uncoated paper and paperboard, multi-ply paper and paperboard	-	170	-	521
48025490	Carbonising base paper, other than HS 48025430 - HS 48025450	-	31.257	-	62.597

Tabel 3 : Ekspor Indonesia menurut Komoditi (Kode HS 8 digit)

Juni 2023

Kode H S	Uraian golongan barang	Berat bersih (Kg)		Nilai F.O.B. (U S \$)	
		Bulan ini	Kumulatif	Bulan ini	Kumulatif
(1)	(2)	(3)	(4)	(5)	(6)
48025529	Fancy paper and paperboard, weighing 40g/m2 or more but no more than 150g/m2, in rolls, of a width more than 15 cm exceeding	-	6.589	-	74.196
48025569	Paper and paperboard of a kind used for writing, printing and other graphic purposes, of a width exceeding 15 cm	5.700.794	43.094.878	5.181.849	39.152.005
48025590	Paper and paperboard, other than multi-ply paper	41.726.956	340.904.269	32.543.558	270.451.670
48025641	Paper and paperboard of a kind used for writing, printing and other graphic purposes, width <36cm in rectangular sheet, unfolded state	15.278.476	96.304.618	14.140.898	92.551.389
48025690	Paper and paperboard, used for writing, printing and other graphic purposes, 40-150 g/m2, 1 side <435mm and other side <297mm, other than multi-ply paper	117.027.194	679.896.583	99.437.739	582.414.643
48025721	Paper and paperboard, used for writing, printing and other graphic purposes, with no side > 36cm, unfolded state, weight 40-150 g/m2	-	539	-	2.386
48025729	Paper and paperboard, used for writing, printing and other graphic purposes, with no side ≤36cm, unfolded state, weight 40-150 g/m2	8.307.366	40.722.197	7.774.922	38.316.624
48025790	Paper and paperboard, other than multi-ply paper, unfolded state, weighing 40 g/m2-150 g/m2	33.817.031	188.111.803	27.582.430	154.364.126
48025829	Fancy paper and paperboard, in rolls of width > 15 cm in rectangular sheet with one side ≤ 36cm and other side ≤ 15 cm, weighing ≥150 g/m2, unfolded state	-	19.343	-	42.369
48025831	Paper and paperboard, for writing, printing and other graph purpose, in rolls of width > 15 cm in rectangular shape, with no side > 36cm, unfolded state, weighing ≥150 g/m2	210.525	1.247.242	277.505	1.557.567
48025839	Paper and paperboard, for writing, printing and other graph purpose, in rolls of width ≤ 15 cm in rectangular shape, with no side > 36cm, unfolded state, weighing ≥150 g/m2	2.962.036	20.789.568	2.914.333	20.972.885
48025891	Paper and paperboard, weighing 150g/m2 - 225 g/m2, unfolded state, other than HS 48025821 - HS 48025840	3.170.966	18.998.731	2.854.445	17.576.452
48025899	Paper and paperboard, weighing < 150g/m2, unfolded state, other than HS 48025821 - HS 48025840	1.727.120	11.212.680	1.554.659	10.258.268
48026131	Fancy paper and paperboard, of which more than 10 % by weight of the total fibre content, in rolls of width ≤ 15cm	-	15.039	-	46.678
48026919	Paper and paperboard used for writing, printing and other graphic purposes, in rectangular sheets of which side more than 36cm, unfolded state	12.037	12.037	31.460	31.460
48030030	Toilet or facial tissue stock, towel or napkin stock and similar paper, of cellulose wadding or of webs of cellulose fibres	-	27.206	-	11.360
48030090	Toilet or facial tissue stock, towel or napkin stock and similar paper, of other than cellulose wedding/webs of cellulose fibres	58.513.248	376.774.404	64.371.403	450.114.279
48041100	Kraftliner, unbleached	-	100.930	-	41.142
48041900	Kraftliner, bleached	13.424	97.601	13.706	98.637
48042190	Sack kraft paper, unbleached, of other than kind used for making cement bags	-	418.024	-	244.255
48042990	Sack kraft paper, bleached, of other than kind used for making cement bags	-	11.470	-	15.033
48043190	Kraft paper and paperboard weighing 150 g/m2 or less, unbleached, other than HS 48043110 - HS 48043150	1.052.063	2.331.656	1.118.636	2.607.242
48043920	Kraft paper and paperboard weighing 150 g/m2 or less, bleached, used for making food packaging	-	13.563	-	18.394
48043990	Kraft paper and paperboard weighing 150 g/m2 or less, bleached, other than HS 48043910 and HS 48043920	2.949.242	20.029.798	3.202.460	22.145.887
48044190	Kraft paper and paperboard weighing 150 g/m2 - 225 g/m2, unbleached, other than electrical grade insulating kraft paper	55.563	108.323	32.970	66.005
48044290	Paper and paperboard not used for making food package, bleached uniformly > 95% by total of fibre content of wood fibre chemically	294.792	2.884.211	260.859	2.666.220

Tabel 3 : Ekspor Indonesia menurut Komoditi (Kode HS 8 digit)

Juni 2023

Kode H S	Uraian golongan barang	Berat bersih (Kg)		Nilai F.O.B. (U S \$)	
		Bulan ini	Kumulatif	Bulan ini	Kumulatif
(1)	(2)	(3)	(4)	(5)	(6)
48045910	Kraft paper and paperboard, uncoated, for making food packaging, weight 225g/m2 or more, other than in subheading 480451 & 480452	-	108	-	427
48051100	Semichemical fluting paper	1.761.715	7.714.883	1.146.494	4.457.372
48051200	Straw fluting paper	-	1.162	-	11.393
48051910	Fluting paper other than semichemical and straw, weighing more than 150 g/m2 but less than 225 g/m2	17.148.140	54.228.863	6.159.295	19.002.636
48051990	Fluting paper other than semichemical and straw, weighing less than 150 g/m2 or more than 225 g/m2	87.333.113	476.779.935	30.140.365	170.337.959
48052400	Testliner (recycled liner board), weighing 150 g/m2 or less	3.739.807	33.944.942	1.403.851	12.917.536
48052510	Testliner (recycled liner board), Weighing more than 150 g/m2 but less than 225 g/m2	494.502	10.021.358	195.415	3.871.660
48052590	Testliner (recycled liner board), weighing equal or more than 225 g/m2	-	808.788	-	338.054
48053090	Sulphite wrapping paper, other than coloured paper of a kind used for wrapping wooden match box	-	15	-	159
48054000	Filter paper and paperboard	-	4	-	10
48055000	Felt paper and paperboard	2.775.898	16.899.321	1.579.766	10.026.594
48059190	Paper other than for packing of flat glass products, resin content by weight of 0.6% or less and manufacture joss paper, weighing 150 g/m2 or less	2.816.973	12.180.663	1.706.123	7.890.354
48059210	Multiply paper and paperboard, uncoated paper and paperboard, in rolls or sheets, weighing more than 150 g/m2 but less than 225 g/m2	-	51.102	-	37.643
48059290	Uncoated paper and paperboard, in rolls or sheets, weighing more than 150 g/m2 but less than 225 g/m2, other than multiply paper and paperboard	453.015	1.564.511	316.946	1.101.066
48059310	Multiply paper and paperboard, uncoated paper and paperboard, in rolls or sheets, weighing 225 g/m2 or more	2.361.183	11.394.723	1.045.054	4.892.130
48059390	Uncoated paper and paperboard, in rolls or sheets, weighing 225 g/m2 or more, other than multiply paper and paperboard and blotting paper	351.606	3.947.824	130.451	1.596.022
48062000	Greaseproof papers	1.538.322	9.636.539	2.582.464	16.096.273
48063000	Tracing papers	812	2.364	3.816	20.640
48064000	Glassine and other glazed transparent or translucent papers	7.290	155.061	20.412	279.584
48089090	Paper and paperboard, other than HS code 48089020 - 48089030	-	40.414	-	54.195
48092000	Self-copy paper	5.189.273	31.695.474	8.113.923	50.225.388
48101399	Paper and paperboard, not printed, of a width of more than 150 mm, in rolls	1.173.869	9.545.610	1.935.801	13.903.852
48101491	Paper and paperboard, not printed, of which no side exceeds 360 mm, in sheets with one side less than 435 mm and the other side less than 297 mm unfolded state	-	23.443	-	46.042
48101499	Paper and paperboard, not printed, of which no side less than 360 mm, in sheets with one side less than 435 mm and the other side less than 297 mm unfolded state	91.170	531.409	97.144	563.993
48101910	Paper and paperboard, printed for self-record apparatus, no side exceed 360mm unfold state, have <10% weight, contain fibre of chemical or mechanical process, one side >435 mm and other side >297mm	225.740	1.513.691	476.533	4.143.837
48101990	Paper and paperboard, not printed for self-record apparatus, no side exceed 360mm unfold state, have <10% weight, contain fibre of chemical/mechanical process, one side >435 mm and other side >297mm	2.017.377	7.398.633	2.514.842	10.742.332
48102999	Paper and paperboard, not printed for self-record apparatus, in rolls of a width of >150 mm, or in sheets of which no side less than 360 mm in the unfolded state, other than lightweight coated paper	12.492.906	77.928.556	10.645.022	69.340.537
48103290	Kraft paper and paperboard, bleached in rolls of ≤150 mm width or in sheets of no side >360 mm in the unfolded state weighing more than 150g/m2	4.450	28.104	5.355	28.932

Tabel 3 : Ekspor Indonesia menurut Komoditi (Kode HS 8 digit)

Juni 2023

Kode H S	Uraian golongan barang	Berat bersih (Kg)		Nilai F.O.B. (U S \$)	
		Bulan ini	Kumulatif	Bulan ini	Kumulatif
		(1)	(2)	(3)	(4)
48103990	Kraft paper and paperboard, unbleached in rolls of >150 mm width or in sheets of no side >360 mm in the unfolded state	-	204.413	-	138.291
48109290	Paper and paperboard, multi-ply, in rolls of >150 mm in width or sheets of which side >360 mm in the unfolded state	7.850.213	39.977.457	4.132.749	21.881.322
48109990	Paper and paperboard, other than multi-ply, in rolls of >150mm in width or sheets of which side >360mm in the unfolded state	47.364	71.001	35.841	119.730
48111090	Tarred, bituminised or asphalted paper and paperboard, in rolls of >15 cm in width, in rectangular (include square), or in sheets of which side >36cm unfolded	-	17.501	-	41.889
48114120	Gummed or adhesive paper and paperboard, self-adhesive, in rolls of <15cm in width or in rectangular (include square) sheets of which side <36cm unfolded	4.203	29.039	7.664	58.811
48114190	Gummed or adhesive paper and paperboard, self-adhesive, in rolls of >15cm in width or in rectangular (include square) sheets of which side >36cm unfolded	901.799	4.304.774	2.295.016	11.292.198
48114900	Gummed or adhesive paper and paperboard, other than self-adhesive	1.272	42.520	11.910	113.985
48115139	Paper and paperboard coated, bleached, weigh >150g/m2, in rolls of ≤15cm width, or in sheets of which side <36cm unfolded state, other than floor coverings	10	10	12	12
48115199	Paper and paperboard coated, bleached, weigh >150g/m2, in rolls of ≤15cm in width, or in sheets of which side >36cm unfolded state, other than floor covering	-	83.208	-	102.470
48115920	Paper and paperboard covered on both faces with transparent films of plastics and with a lining of aluminium foil, for the packaging of liquid food products, bleached, weigh ≤150 g/m2	-	100	-	118
48115999	Paper and paperboard coated, bleached, weigh ≤150g/m2, in roll of >15cm in width, or in sheets of which side >36cm unfold state, other than floor covering	1.949.777	12.947.032	2.426.346	16.641.274
48116020	Paper and paperboard, coated, soak or covered with wax, parfin wax, starin, oil or glicerol, in rolls ≤15cm in width or in rectangular (include square) sheets of which side <36cm, unfolded state	-	5.515	-	45.518
48116099	Paper & paperboard, coated, soak/covered with wax, parfin wax, starin, oil/glicerol, in rolls ≥15cm width/rectangular (include square) sheets of which side >36cm, unfolded state, o.t floor coverings	-	6.473	-	25.024
48119093	Paper and paperboard, cellulose wadding and web cellulose fibre, in roll >15cm width or rectangular sheets of which side <36cm unfold state, other than floor coverings and marbled paper	4.823	33.270	102.574	752.698
48119099	Paper, paperboard, cellulose wadding and webs of cellulose fibres other than HS 48119091 - 48119092	541.418	2.357.225	1.730.207	5.897.287
48131000	Cigarette paper, in the form of booklets or tubes.	134.908	752.318	4.218.516	22.550.585
48132010	Cigarette tipping paper, in rolls of width not exceeding 5 cm	17.204	30.536	120.935	215.375
48132021	Tobacco wrapping paper, uncoated, in rolls of width not exceeding 5 cm	644.761	1.829.795	1.635.321	4.308.836
48132023	Plug wrap paper having a porosity of not more than 12 cm3 (min- 1cm-2) in CORESTA Air Permeability unit, uncoated, in rolls of width not exceeding 5 cm	510.953	2.362.551	915.148	4.536.248
48132029	Cigarette paper other than tobacco wrapping paper and plug wrap paper, uncoated, in rolls of width not exceeding 5 cm	-	811.464	-	1.774.937
48132032	Plug wrap paper, coated, in rolls of width not exceeding 5 cm	23.388	89.562	47.383	178.754
48132039	Cigarette paper other than tobacco wrapping paper and plug wrap paper, coated, in rolls of width not exceeding 5 cm	49.164	60.804	102.419	125.778
48139012	Cigarette tipping paper, coated, in rolls of a width exceeding 5 cm	237.716	1.104.448	539.746	2.280.994
48139019	Cigarette paper, other than tobacco wrapping paper and tipping paper, coated, in rolls of a width exceeding 5 cm	-	6.025	-	26.985

Tabel 3 : Ekspor Indonesia menurut Komoditi (Kode HS 8 digit)

		Juni 2023			
Kode H S	Uraian golongan barang	Berat bersih (Kg)		Nilai F.O.B. (U S \$)	
		Bulan ini	Kumulatif	Bulan ini	Kumulatif
(1)	(2)	(3)	(4)	(5)	(6)
48139091	Tobacco wrapping paper, uncoated, in rolls of a width not exceeding 5 cm	-	376.992	-	770.949
48139099	Cigarette paper, oter than tobacco wrapping paper, uncoated, in rolls of a width not exceeding 5 cm	170.115	1.277.213	343.283	2.518.311
48142099	Wallpaper and similar wall coverings, other than photo murals, of a width exceeding 60cm	1	12	29	233
48162010	Selfcopy paper (other than those of heading 4809), in rolls of a width exceeding 15 cm but not exceeding 36 cm	1.831.496	11.088.535	2.807.854	17.168.999
48162090	Self-copy paper (other than those of heading 4809), in rolls except of a width exceeding 15 cm but exceeding 36 cm	134.961	1.379.355	246.075	2.412.340
48169090	Paper, carbon paper and other copying or transfer papers (other than those of heading no 4809), other than HS 48162010-48169050	2.645	867.226	10.220	1.147.292
48171000	Envelopes	110.667	948.085	221.970	2.033.438
48172000	Letter cards, plain postcards and correspondence cards	-	609	-	5.924
48181000	Toilet paper	2.502.215	15.223.947	3.941.907	23.479.952
48182000	Handkerchiefs, cleansing or facial tissues and towels	6.573.221	35.834.189	10.067.367	55.041.680
48183010	Tablecloths	678	678	1.188	1.188
48183020	Serviettes	906.366	3.842.724	1.395.200	6.231.232
48185000	Articles of apparel and clothing accessories, of paper pulp, paper	-	5	-	4
48189000	Cellulose wadding or webs of cellulose fibres, of a kind used for household or sanitary purposes, in rolls of a width not exceeding 36 cm, or cut to size or shape	102.036	563.308	119.676	749.759
48191000	Cartons, boxes and cases of corrugated paper or paperboard	904.234	5.806.972	2.142.908	8.866.734
48192000	Folding cartons, boxes and cases of non-corrugated paper or paperboard	2.661.807	6.569.935	5.383.316	14.913.804
48193000	Sacks and bags having a base of a width of 40 cm or more	197.242	812.986	403.214	1.846.285
48194000	Other sacks and bags of paper, paperboard, cellulose wadding or webs of cellulose fibres, including cones	1.787.101	9.428.291	5.806.778	30.097.428
48195000	Other packing containers of paper, paperboard, cellulose wadding or webs of cellulose fibres, including record sleeves	7.635.536	10.386.930	1.425.570	12.070.255
48196000	Box files, letter trays, storage boxes and similar articles, of a kind used in offices, shops or the like	127.708	852.286	43.449	346.928
48201000	Registers, account books, note books, order books, receipt books, letter pads, memorandum pads, diaries and similar articles	3.102.170	15.644.497	5.519.049	25.629.081
48202000	Exercise books	8.079.869	21.522.282	11.160.263	31.483.700
48203000	Binders (other than book covers), folders and file covers	165.057	1.034.039	329.121	2.021.705
48204000	Manifold business forms and interleaved carbon sets	233.178	1.495.309	408.086	2.638.964
48205000	Albums for samples or for collections of paper or paperboard	883	19.654	15.977	242.264
48209000	Other articles of stationery of paper or paperboard	54.542	278.507	139.894	949.880
48211010	Labels of a kind used for jewellery, including objects of personal adornment or articles of personal use normally carried in the pocket, in the handbag or on the person; printed	85	1.265	1.078	4.490
48211090	Other than labels of a kind used for jewellery, including objects of personal adornment or articles of personal use normally carried in the pocket, in the handbag or on the person; printed	102	744	866	38.889
48219010	Labels of a kind used for jewellery, including objects of personal adornment or articles of personal use normally carried in the pocket, in the handbag or on the person; not printed	-	1	-	11
48219090	Other than labels of a kind used for jewellery, including objects of personal adornment or articles of personal use normally carried in the pocket, in the handbag or on the person; not printed	665	7.044	8.099	28.249
48221010	Bobbins, spools, cops and similar supports of paper pulp, paper or paperboard (whether or not perforated or hardened); of a kind used for winding textile yarn; cones	146.506	1.291.830	164.396	1.478.777

Tabel 3 : Ekspor Indonesia menurut Komoditi (Kode HS 8 digit)

Juni 2023

Kode H S	Uraian golongan barang	Berat bersih (Kg)		Nilai F.O.B. (U S \$)	
		Bulan ini	Kumulatif	Bulan ini	Kumulatif
		(1)	(2)	(3)	(4)
48229090	Bobbins, spools, cops and similar supports of paper pulp, paper or paperboard (whether or not perforated or hardened); other than of a kind used for winding textile yarn; other than cones	124.243	537.317	180.312	821.660
48232010	Filter paper and paperboard in strips, rolls or sheets	-	128.524	-	55.154
48232090	Filter paper and paperboard, other than in strips, rolls or sheets	17.563	39.360	37.699	84.474
48234090	Rolls, sheets and dials, printed for self-recording apparatus, other than for electromedical apparatus	280.057	904.952	565.710	1.993.782
48236100	Trays, dishes, plates, cups and the like, of paper or paperboard, of bamboo	475.055	3.383.651	420.037	2.769.967
48236900	Trays, dishes, plates, cups and the like, of paper or paperboard, other than of bamboo	670.867	3.519.731	2.726.232	14.514.325
48239040	Paper tube sets of a kind used for the manufacture of fireworks	18.997	66.209	59.644	296.762
48239059	Kraft paper, in rolls of a width of 209 mm, of a kind used as wrapper for dynamite sticks; weighing more than 150 g/m2	2.354	13.892	74.833	428.244
48239091	Silicone paper	-	342	-	558
48239092	Joss paper	137.494	635.915	78.044	419.139
48239094	Cellulose wadding and webs of cellulose fibres, coloured or marbled throughout the mass	6	6	158	158
48239099	Other articles of paper pulp, paper, paperboard, cellulose wadding or webs of cellulose fibres; n.e.c. in heading 4823	207.499	1.966.143	1.111.587	13.334.728
49011000	Printed books, brochures, leaflets and similar printed matter in single sheets, whether or not folded	17.035	282.426	59.910	1.099.408
49019100	Dictionaries and encyclopaedias, and serial instalments thereof	200	449	305	1.980
49019910	Educational, technical, scientific, historical or cultural books	204.568	595.390	582.377	1.598.763
49019990	Printed books, brochures, leaflets and similar printed matter not in single sheets, whether or not folded; other than educational, technical, scientific, historical or cultural books	49.388	318.620	268.775	1.603.991
49021000	Newspapers, journals and periodicals, whether or not illustrated or containing advertising material; appearing at least four times a week	1	657	3	1.332
49029010	Educational, technical, scientific, historical or cultural journals and periodicals	3.945	40.700	54.990	476.810
49029090	Newspapers, journals and periodicals, whether or not illustrated or containing advertising material; other than educational, technical, scientific, historical or cultural journals and periodicals	110	472	108	3.145
49030000	Children's picture, drawing or colouring books	205	3.646	753	11.328
49040000	Music, printed or in manuscript, whether or not bound or illustrated	203	240	172	1.037
49052000	Maps and hydrographic or similar charts of all kinds, including atlases, wall maps, topographical plans and globes, printed; in book form	-	0	-	6
49059000	Maps and hydrographic or similar charts of all kinds, including atlases, wall maps, topographical plans and globes, printed; other than in book form	994	3.899	758	8.341
49060000	Plans&drawings for architect,engineer,industry,commercial,topograph/similar purpose,being original hand-drawn;hand-written text;photographic reproduction on sensitised paper&carbon copy of foregoing	4	731	499	176.351
49070021	Unused postage stamps	5	44	173	1.721
49070029	Unused revenue or similar stamps	6	947	262	25.507
49070060	Stock, share or bond certificates and similar documents of title	-	1.431	-	83.688
49070090	Stamp-impressed paper; n.e.c. in heading 4907	376.548	970.361	944.914	2.766.065
49081000	Transfers (decalcomanias), vitrifiable	1.241	9.544	10.163	111.060
49089000	Transfers (decalcomanias), not vitrifiable	799	5.848	36.170	183.916

Tabel 3 : Ekspor Indonesia menurut Komoditi (Kode HS 8 digit)

Juni 2023

Kode H S	Uraian golongan barang	Berat bersih (Kg)		Nilai F.O.B. (U S \$)	
		Bulan ini	Kumulatif	Bulan ini	Kumulatif
		(1)	(2)	(3)	(4)
49090000	Printed or illustrated postcards; printed cards bearing personal greetings, messages or announcements, whether or not illustrated, with or without envelopes or trimmings	12.979	91.701	90.418	611.875
49100000	Calendars of any kind, printed, including calendar blocks	2.008	11.095	93.208	343.141
49111010	Trade advertising material, commercial catalogues and the like; catalogues listing only educational, technical, scientific, historical or cultural books and publications	2.926	13.753	10.964	38.726
49111090	Trade advertising material, commercial catalogues and the like; other than catalogues listing only educational, technical, scientific, historical or cultural books and publications	4.761	105.477	194.389	1.386.826
49119110	Designs	126.444	138.202	275.545	370.098
49119129	Pictures and photographs of a kind to be mounted for instructional purposes; other than anatomical and botanical	10.430	10.723	21.658	25.608
49119191	Pictures and photographs, other than of a kind to be mounted for instructional purposes; anatomical and botanical	12.544	16.854	25.987	34.917
49119199	Pictures and photographs, other than of a kind to be mounted for instructional purposes; other than anatomical and botanical	2.078	6.617	4.871	16.941
49119910	Printed cards for jewellery or for small objects of personal adornment or articles of personal use normally carried in the pocket, handbag or on the person	230	37.016	1.640	1.485.338
49119920	Printed labels for explosives other than those of heading 4821	42	71	305	416
49119930	Educational, technical, scientific, historical or cultural material printed on a set of cards	-	4	-	11
49119940	Printed matter which grants the right to access,install,reproduce/otherwise use software(games),data,internet content(in-game/in-app content)/services,or telecommunications services(mobile services)	35	427	741	35.897
49119990	Printed matter, other than trade advertising material, commercial catalogues and the like; other than pictures, designs and photographs, n.e.c. in heading 4911	26.809	211.451	196.449	2.276.507
50030000	Silk waste (including cocoons unsuitable for reeling, yarn waste and garnetted stock)	-	1	-	1
50040000	Silk yarn (other than yarn spun from silk waste) not put up for retail sale	-	2	-	2
50050000	Yarn spun from silk waste, not put up for retail sale	-	790	-	3.200
50060000	Silk yarn and yarn spun from silk waste, put up for retail sale; silk-worm gut	2.246	23.251	2.820	7.296
50071030	Woven fabrics of noil silk, printed by the traditional batik process	-	21	-	277
50071090	Woven fabrics of noil silk, other than unbleached or bleached, other than printed by the traditional batik process	-	36	-	461
50072020	Woven fabrics containing 85 % or more by weight of silk or of silk waste other than noil silk, unbleached or bleached	1	1	0	0
50072090	Woven fabrics, containing 85 % or more by weight of silk or of silk waste other than noil silk, other than unbleached or bleached, other than printed by the traditional batik process	-	0	-	5
50079020	Woven fabrics, containing less than 85 % by weight of silk or of silk waste other than noil silk, unbleached or bleached	199	1.094	175	1.481
50079030	Woven fabrics, containing less than 85 % by weight of silk or of silk waste other than noil silk, printed by the traditional batik process	654	1.662	19.926	51.606
50079090	Woven fabrics, containing less than 85 % by weight of silk or of silk waste other than noil silk, other than unbleached or bleached, other than printed by the traditional batik process	47	845	679	11.842
51011900	Wool, not carded or combed, greasy, including fleece-washed wool, other than shorn wool	-	5	-	8

Tabel 3 : Ekspor Indonesia menurut Komoditi (Kode HS 8 digit)

Juni 2023

Kode H S	Uraian golongan barang	Berat bersih (Kg)		Nilai F.O.B. (U S \$)	
		Bulan ini	Kumulatif	Bulan ini	Kumulatif
		(3)	(4)	(5)	(6)
51053900	Fine animal hair other than of kashmir (cashmere) goats, carded or combed	-	1	-	32
51071000	Yarn of combed wool, not put up for retail sale, containing 85 % or more by weight of wool	-	4.951	-	36.087
51072000	Yarn of combed wool, not put up for retail sale, containing less than 85 % by weight of wool	17.963	18.013	27.576	28.304
51091000	Yarn of wool or of fine animal hair, put up for retail sale; containing 85 % or more by weight of wool or of fine animal hair	-	31	-	61
51099000	Yarn of wool or of fine animal hair, put up for retail sale; containing less than 85 % by weight of wool or of fine animal hair	21	1.780	22	1.346
51111100	Woven fabrics of carded wool or of carded fine animal hair; containing 85 % or more by weight of wool or of fine animal hair; of a weight not exceeding 300 g/m2	5	40	4	11
51113000	Woven fabrics of carded wool or of carded fine animal hair; containing less than 85 % by weight of wool or of fine animal hair; mixed mainly or solely with man-made staple fibres	2.785	20.123	2.221	157.940
51119000	Woven fabrics of carded wool or of carded fine animal hair; containing < 85 % by weight of wool or of fine animal hair; oth than mixed mainly/solely with man-made filaments/with man-made staple fibres	-	2	-	25
51121110	Woven fabrics of combed wool or of combed fine animal hair; containing 85 % or more by weight of wool or of fine animal hair; of a weight ≤ 200 g/m2; printed by the traditional batik process	-	27	-	652
51121190	Woven fabrics of combed wool or of combed fine animal hair; containing 85 % or more by weight of wool or of fine animal hair; of a weight ≤ 200 g/m2; oth than printed by the traditional batik process	-	32	-	1.277
51121990	Woven fabrics of combed wool or of combed fine animal hair; containing 85 % or more by weight of wool or of fine animal hair; of a weight > 200 g/m2; oth than printed by the traditional batik process	2.191	8.759	7.741	64.513
51122000	Woven fabrics of combed wool or of combed fine animal hair; containing < 85 % by weight of wool or of fine animal hair; mixed mainly or solely with man-made filaments	-	117	-	4.568
51123000	Woven fabrics of combed wool or of combed fine animal hair; containing < 85 % by weight of wool or of fine animal hair; mixed mainly or solely with man-made staple fibres	1	95	0	3.105
51129000	Woven fabrics of combed wool/of combed fine animal hair;containing<85 % by weight of wool or of fine animal hair;oth than mixed mainly or solely with man-made staple fibres/with man-made staple fibres	42	124	1.587	6.036
52010000	Cotton, not carded or combed	341.451	1.861.459	774.251	4.380.410
52021000	Cotton yarn waste (including thread waste)	32.380	223.740	48.355	245.678
52029100	Cotton waste, garnetted stock	-	18.921	-	35.173
52029900	Cotton waste, other than yarn waste, other than garnetted stock	512.365	2.126.528	933.713	3.743.718
52030000	Cotton, carded or combed	287.396	4.435.424	659.748	8.413.135
52041190	Cotton sewing thread; not put up for retail sale; containing 85 % or more by weight of cotton; other than unbleached	10	113	74	1.112
52041900	Cotton sewing thread; not put up for retail sale; containing less than 85 % by weight of cotton	1.141	14.656	9.073	75.489
52042000	Cotton sewing thread; put up for retail sale	2.796	6.067	3.610	11.207
52051100	Single yarn, of uncombed fibres; measuring 714.29 decitex or more (not exceeding 14 metric number)	148.809	1.963.202	180.283	2.923.245
52051200	Single yarn, of uncombed fibres; measuring less than 714.29 decitex but not less than 232.56 decitex (exceeding 14 metric number but not exceeding 43 metric number)	1.410.208	13.658.299	3.494.017	35.949.099

Tabel 3 : Ekspor Indonesia menurut Komoditi (Kode HS 8 digit)

Juni 2023

Kode H S	Uraian golongan barang	Berat bersih (Kg)		Nilai F.O.B. (U S \$)	
		Bulan ini	Kumulatif	Bulan ini	Kumulatif
		(1)	(2)	(3)	(4)
52051300	Single yarn, of uncombed fibres; measuring less than 232.56 decitex but not less than 192.31 decitex (exceeding 43 metric number but not exceeding 52 metric number)	606.515	6.258.745	1.900.425	18.845.900
52051400	Single yarn, of uncombed fibres; measuring less than 192.31 decitex but not less than 125 decitex (exceeding 52 metric number but not exceeding 80 metric number)	679.737	3.642.902	2.106.374	11.362.229
52051500	Single yarn, of uncombed fibres; measuring less than 125 decitex (exceeding 80 metric number)	-	115	-	749
52052100	Single yarn, of combed fibres; measuring 714.29 decitex or more (not exceeding 14 metric number)	-	37.525	-	116.166
52052200	Single yarn, of combed fibres; measuring less than 714.29 decitex but not less than 232.56 decitex (exceeding 14 metric number but not exceeding 43 metric number)	409.091	3.503.574	1.453.104	12.167.494
52052300	Single yarn, of combed fibres; measuring less than 232.56 decitex but not less than 192.31 decitex (exceeding 43 metric number but not exceeding 52 metric number)	1.063.976	8.503.942	3.738.656	29.433.870
52052400	Single yarn, of combed fibres; measuring less than 192.31 decitex but not less than 125 decitex (exceeding 52 metric number but not exceeding 80 metric number)	1.570.673	6.219.795	5.742.455	23.278.055
52052600	Single yarn, of combed fibres; measuring less than 125 decitex (exceeding 80 metric number)	46.950	47.000	145.030	145.319
52052700	Single yarn, of combed fibres; measuring less than 106.38 decitex but not less than 83.33 decitex (exceeding 94 metric number but not exceeding 120 metric number)	16.158	61.610	145.845	651.862
52052800	Single yarn, of combed fibres; measuring less than 83.33 decitex (exceeding 120 metric number)	7.326	14.742	98.687	201.026
52053100	Multiple (folded) or cabled yarn, of uncombed fibres; measuring per single yarn 714.29 decitex or more (not exceeding 14 metric number per single yarn)	301	2.821	2.172	21.477
52053200	Multiple (folded)/ cabled yarn, of uncombed fibres; measuring per single yarn < 714.29 decitex but ≥ 232.56 decitex (exceeding 14 metric number but not exceeding 43 metric number per single yarn)	16.194	51.773	58.339	178.854
52053300	Multiple (folded)/ cabled yarn, of uncombed fibres; measuring per single yarn < 232.56 decitex but ≥ 192.31 decitex (exceeding 43 metric number but not exceeding 52 metric number per single yarn)	41.612	221.963	154.880	852.172
52053400	Multiple (folded)/ cabled yarn, of uncombed fibres; measuring per single yarn < 192.31 decitex but ≥ 125 decitex (exceeding 52 metric number but not exceeding 80 metric number per single yarn)	41.414	168.049	182.818	701.572
52053500	Multiple (folded) or cabled yarn, of uncombed fibres; measuring per single yarn less than 125 decitex (exceeding 80 metric number per single yarn)	17.212	60.430	57.660	211.870
52054200	Multiple (folded) or cabled yarn, of combed fibres; measuring per single yarn < 714.29 decitex but ≥ 232.56 decitex (exceeding 14 metric number but not exceeding 43 metric number per single yarn)	5.274	50.118	51.479	299.409
52054300	Multiple (folded) or cabled yarn, of combed fibres; measuring per single yarn < 232.56 decitex but ≥ 192.31 decitex (exceeding 43 metric number but not exceeding 52 metric number per single yarn)	-	500	-	2.987
52054400	Multiple (folded)/ cabled yarn, of combed fibres; measuring per single yarn < 192.31 decitex but ≥ 125 decitex (exceeding 52 metric number but not exceeding 80 metric number per single yarn)	7.915	137.257	34.032	662.211
52054700	Multiple (folded) or cabled yarn, of combed fibres; measuring per single yarn < 106.38 decitex but ≥ 83.33 decitex (> 94 metric number but ≤ 120 metric number per single yarn)	-	35.789	-	307.670
52061100	Single yarn, of uncombed fibres; measuring 714.29 decitex or more (not exceeding 14 metric number)	877.399	4.842.621	836.072	4.579.999

Tabel 3 : Ekspor Indonesia menurut Komoditi (Kode HS 8 digit)

		Juni 2023			
Kode H S	Uraian golongan barang	Berat bersih (Kg)		Nilai F.O.B. (U S \$)	
		Bulan ini	Kumulatif	Bulan ini	Kumulatif
(1)	(2)	(3)	(4)	(5)	(6)
52061200	Single yarn, of uncombed fibres; measuring less than 714.29 decitex but not less than 232.56 decitex (exceeding 14 metric number but not exceeding 43 metric number)	259.642	1.736.778	478.399	3.597.980
52061300	Single yarn, of uncombed fibres; measuring less than 232.56 decitex but not less than 192.31 decitex (exceeding 43 metric number but not exceeding 52 metric number)	280.153	689.316	795.935	2.024.695
52061400	Single yarn, of uncombed fibres; measuring less than 192.31 decitex but not less than 125 decitex (exceeding 52 metric number but not exceeding 80 metric number)	34.032	252.290	120.390	966.004
52062100	Single yarn, of combed fibres; measuring 714.29 decitex or more (not exceeding 14 metric number)	57.178	936.580	42.852	1.035.018
52062200	Single yarn, of combed fibres; measuring less than 714.29 decitex but not less than 232.56 decitex (exceeding 14 metric number but not exceeding 43 metric number)	324.962	2.403.153	889.233	6.938.872
52062300	Single yarn, of combed fibres; measuring less than 232.56 decitex but not less than 192.31 decitex (exceeding 43 metric number but not exceeding 52 metric number)	1.201.729	7.281.790	3.446.458	20.575.545
52062400	Single yarn, of combed fibres; measuring less than 192.31 decitex but not less than 125 decitex (exceeding 52 metric number but not exceeding 80 metric number)	96.590	633.934	534.058	3.366.365
52062500	Single yarn, of combed fibres; measuring less than 125 decitex (exceeding 80 metric number)	-	12.998	-	64.062
52063100	Multiple (folded) or cabled yarn, of uncombed fibres; measuring per single yarn 714.29 decitex or more (not exceeding 14 metric number per single yarn)	31.921	210.473	39.984	235.780
52063200	Multiple (folded) or cabled yarn, of uncombed fibres; measuring per single yarn < 714.29 decitex but ≥ 232.56 decitex (exceeding 14 metric number but not exceeding 43 metric number per single yarn)	16.129	68.138	32.259	144.578
52064300	Multiple (folded) or cabled yarn, of combed fibres; measuring per single yarn < 232.56 decitex but ≥ 192.31 decitex (exceeding 43 metric number but not exceeding 52 metric number per single yarn)	32.681	473.334	134.383	1.313.627
52071000	Cotton yarn (other than sewing thread) put up for retail sale; containing 85% or more by weight of cotton	97.836	431.857	121.128	598.002
52079000	Cotton yarn (other than sewing thread) put up for retail sale; containing less than 85% by weight of cotton	22.106	127.418	45.621	243.056
52081100	Plain weave, weighing not more than 100 g/m2; unbleached; containing 85 % or more by weight of cotton	26.498	197.643	168.533	1.294.508
52081200	Plain weave, weighing more than 100 g/m2; unbleached; containing 85 % or more by weight of cotton	163.120	1.007.151	937.836	6.156.700
52081300	3-thread or 4-thread twill, including cross twill; unbleached; containing 85 % or more by weight of cotton	37.975	175.435	156.842	817.043
52081900	Woven fabrics of cotton, containing 85 % or more by weight of cotton; unbleached; other than those of subheading 520811-520813	36.532	252.367	197.445	1.384.102
52082100	Plain weave, weighing not more than 100 g/m2; bleached; containing 85 % or more by weight of cotton	1	17.234	9	114.362
52082200	Plain weave, weighing more than 100 g/m2; bleached; containing 85 % or more by weight of cotton	16.494	88.871	181.660	1.267.317
52082900	Woven fabrics of cotton, containing 85 % or more by weight of cotton; bleached; other than those of subheading 520821-520823	1.455	12.875	8.693	50.486
52083190	Other than voile; plain weave, weighing not more than 100 g/m2; dyed; containing 85 % or more by weight of cotton	381	3.040	12.554	90.041
52083200	Plain weave, weighing more than 100 g/m2; dyed; containing 85 % or more by weight of cotton	43.112	183.278	397.137	1.835.962
52083300	3-thread or 4-thread twill, including cross twill; dyed; containing 85 % or more by weight of cotton	-	6.071	-	64.753
52083900	Woven fabrics of cotton, containing 85 % or more by weight of cotton; dyed; other than those of subheading 520831-520839	25	4.459	734	42.347

Tabel 3 : Ekspor Indonesia menurut Komoditi (Kode HS 8 digit)

Juni 2023

Kode H S	Uraian golongan barang	Berat bersih (Kg)		Nilai F.O.B. (U S \$)	
		Bulan ini	Kumulatif	Bulan ini	Kumulatif
		(1)	(2)	(3)	(4)
52084190	Other than ikat fabric; plain weave, weighing not more than 100 g/m2; of yarn of different colour; containing 85 % or more by weight of cotton	-	3.823	-	8.660
52084210	Ikat fabric; plain weave, weighing more than 100 g/m2; of yarn of different colour; containing 85 % or more by weight of cotton	45	65	10	160
52084290	Other than ikat fabric; plain weave, weighing more than 100 g/m2; of yarn of different colour; containing 85 % or more by weight of cotton	22	28.812	55	82.685
52084300	3-thread or 4-thread twill, including cross twill; plain weave, weighing more than 100 g/m2; of yarn of different colour; containing 85 % or more by weight of cotton	8	12.386	4	67.520
52084900	Woven fabric of cotton, containing 85% or more by weight of cotton; of yarn of different colour; other than in subheading 520841-520843	7	2.753	36	7.252
52085110	Plain weave, weighing not more than 100g/m2; printed by the traditional batik process; containing 85 % or more by weight of cotton	98	2.378	212	69.164
52085190	Plain weave, weighing not more than 100g/m2; printed by other than the traditional batik process; containing 85 % or more by weight of cotton	652	7.310	32.313	241.289
52085210	Plain weave, weighing more than 100g/m2; printed by the traditional batik process; containing 85 % or more by weight of cotton	20.039	117.508	356.325	2.219.409
52085290	Plain weave, weighing more than 100g/m2; printed by other than the traditional batik process; containing 85 % or more by weight of cotton	91.236	492.092	1.189.460	6.300.903
52085910	Woven fabrics; other than plain weave; printed by traditional batik process; containing 85 % or more by weight of cotton, weighing not more than 200 g/m2	30	834	1.468	12.641
52085920	Woven fabrics; other than plain weave; printed; 3-thread or 4-thread twill, including cross twill; containing 85 % or more by weight of cotton, weighing not more than 200 g/m2	-	631	-	2.543
52085990	Woven fabrics; oth than plain weave; printed by oth than traditional batik process; oth than 3-thread or 4-thread twill, including cross twill; containing ≥85% by weight of cotton, weighing < 200 g/m2	238	19.077	1.450	307.036
52091110	Duck and canvas; plain weave; unbleached; woven fabrics of cotton, containing ≥ 85 % by weight of cotton, weighing > 200 g/m2	-	31	-	130
52091190	Other than duck and canvas; plain weave; unbleached; woven fabrics of cotton, containing ≥ 85 % by weight of cotton, weighing > 200 g/m2	32.006	390.008	335.192	4.343.288
52091200	3-thread or 4-thread twill, including cross twill; unbleached; woven fabrics of cotton, containing ≥ 85 % by weight of cotton, weighing > 200 g/m2	38.068	182.957	188.541	881.898
52091900	Woven fabrics of cotton, containing ≥ 85 % by weight of cotton, weighing > 200 g/m2; unbleached; other than plain weave; other than 3-thread or 4-thread twill, including cross twill	7.436	89.149	46.526	328.608
52092100	Plain weave; bleached; woven fabrics of cotton, containing ≥ 85 % by weight of cotton, weighing > 200 g/m2	91	495	375	2.938
52092200	3-thread or 4-thread twill, including cross twill; bleached; woven fabrics of cotton, containing ≥ 85 % by weight of cotton, weighing > 200 g/m2	18.312	43.203	178.008	463.551
52092900	Woven fabrics of cotton, containing ≥ 85 % by weight of cotton, weighing > 200 g/m2; bleached; other than plain weave; other than 3-thread or 4-thread twill, including cross twill	2.088	10.238	1.808	11.506
52093100	Plain weave; dyed; woven fabrics of cotton, containing ≥ 85 % by weight of cotton, weighing > 200 g/m2	191	2.332	2.323	9.574

Tabel 3 : Ekspor Indonesia menurut Komoditi (Kode HS 8 digit)

Juni 2023

Kode H S	Uraian golongan barang	Berat bersih (Kg)		Nilai F.O.B. (U S \$)	
		Bulan ini	Kumulatif	Bulan ini	Kumulatif
(1)	(2)	(3)	(4)	(5)	(6)
52093200	3-thread or 4-thread twill, including cross twill; dyed; woven fabrics of cotton, containing ≥ 85 % by weight of cotton, weighing > 200 g/m2	288	57.066	7.944	202.919
52093900	Woven fabrics of cotton, containing ≥ 85 % by weight of cotton, weighing > 200 g/m2; dyed; other than plain weave; other than 3-thread or 4-thread twill, including cross twill	10.143	87.493	136.134	711.185
52094200	Denim; of yarns of different colours; woven fabrics of cotton, containing ≥ 85 % by weight of cotton, weighing > 200 g/m2	-	16.826	-	117.813
52094900	Woven fabrics of cotton, containing ≥ 85 % by weight of cotton, weighing > 200 g/m2; of yarns of different colours; other than those of subheading 520941-520943	32	4.762	21	6.797
52095190	Plain weave; printed by other than the traditional batik process; woven fabrics of cotton, containing ≥ 85 % by weight of cotton, weighing > 200 g/m2	2	347	37	7.400
52095290	3-thread or 4-thread twill, including cross twill; printed by other than the traditional batik process; woven fabrics of cotton, containing ≥ 85 % by weight of cotton, weighing > 200 g/m2	6	7.742	186	60.835
52095990	Woven fabrics of cotton, contain ≥ 85% by weight of cotton, weight > 200g/m2; printed by oth than the traditional batik process; oth than plain weave; oth than 3-thread or 4-thread twill, including cross twill	14.706	69.610	311.379	1.373.818
52101100	Plain weave; unbleached; woven fabrics of cotton, containing < 85 % by weight of cotton, mixed mainly or solely with man-made fibres, weighing not more than 200 g/m2	186.889	1.307.707	858.466	6.986.762
52101900	Other than plain weave; unbleached; woven fabrics of cotton, containing < 85 % by weight of cotton, mixed mainly or solely with man-made fibres, weighing not more than 200 g/m2	23.923	184.553	118.079	853.209
52102100	Plain weave; bleached; woven fabrics of cotton, containing < 85 % by weight of cotton, mixed mainly or solely with man-made fibres, weighing not more than 200 g/m2	19.271	167.367	210.039	1.746.229
52102900	Other than plain weave; bleached; woven fabrics of cotton, containing < 85 % by weight of cotton, mixed mainly or solely with man-made fibres, weighing not more than 200 g/m2	20.991	125.994	216.937	1.538.017
52103100	Plain weave; dyed; woven fabrics of cotton, containing < 85 % by weight of cotton, mixed mainly or solely with man-made fibres, weighing not more than 200 g/m2	4.943	112.896	52.733	1.148.903
52103200	3-thread or 4-thread twill, including cross twill; dyed; woven fabrics of cotton, containing < 85 % by weight of cotton, mixed mainly or solely with man-made fibres, weighing not more than 200 g/m2	6.515	9.171	55.715	73.489
52103900	Woven fabrics of cotton, containing < 85% by weight of cotton, mixed mainly/solely with man-made fibres, weighing < 200g/m2; dyed; oth than plain weave; oth than 3-thread or 4-thread twill, including cross twill	28.984	127.882	354.444	1.530.410
52104110	ikat fabric; plain weave; of yarns of different colours; woven fabrics of cotton, containing < 85 % by weight of cotton, mixed mainly or solely with man-made fibres, weighing not more than 200 g/m2	8.543	51.379	85.226	480.380
52104190	Other than ikat fabric; plain weave; of yarns of different colours; woven fabrics of cotton, containing < 85% by weight of cotton, mixed mainly/solely with man-made fibres, weighing not more than 200 g/m2	4.056	15.854	82.661	252.416
52104900	Other than plain weave; of yarns of different colours; woven fabrics of cotton, containing < 85 % by weight of cotton, mixed mainly or solely with man-made fibres, weighing not more than 200 g/m2	1.692	11.948	18.103	102.881
52105190	Plain weave; printed by oth than the traditional batik process; woven fabrics of cotton, containing < 85% by weight of cotton, mixed mainly or solely with man-made fibres, weighing not more than 200 g/m2	19.953	131.176	321.925	1.895.605

Tabel 3 : Ekspor Indonesia menurut Komoditi (Kode HS 8 digit)

Juni 2023

Kode H S	Uraian golongan barang	Berat bersih (Kg)		Nilai F.O.B. (U S \$)	
		Bulan ini	Kumulatif	Bulan ini	Kumulatif
		(1)	(2)	(3)	(4)
52105910	Other than plain weave; printed by the traditional batik process; woven fabrics of cotton, containing < 85% by weight of cotton, mixed mainly or solely with man-made fibres, weighing ≤ 200 g/m2	4	12	100	121
52105990	Other than plain weave; printed by other than the traditional batik process; woven fabrics of cotton, containing < 85% by weight of cotton, mixed mainly/solely with man-made fibres, weighing ≤200g/m2	-	79	-	253
52111100	Plain weave; unbleached; woven fabrics of cotton, containing < 85 % by weight of cotton, mixed mainly or solely with man-made fibres, weighing more than 200 g/m2	3	47.187	46	634.811
52111200	3-thread or 4-thread twill, including cross twill; unbleached; woven fabrics of cotton, containing < 85 % by weight of cotton, mixed mainly or solely with man-made fibres, weighing more than 200 g/m2	23.425	105.691	129.727	559.529
52111900	Woven fabrics of cotton, contain<85%by weight of cotton, mixed mainly/solely with man-made fibres, weight>200 g/m2; unbleached; oth than plain weave; oth than 3-thread/4-thread twill, including cross twill	3.180	77.856	38.612	450.277
52112000	Woven fabrics of cotton, containing less than 85 % by weight of cotton, mixed mainly or solely with man-made fibres, weighing more than 200 g/m2; bleached	-	437	-	2.095
52113200	3-thread or 4-thread twill, including cross twill; dyed; woven fabrics of cotton, containing < 85 % by weight of cotton, mixed mainly or solely with man-made fibres, weighing more than 200 g/m2	1	9.112	145	13.121
52113900	Woven fabrics of cotton, contain<85%by weight of cotton, mixed mainly/solely with man-made fibres, weight>200 g/m2; dyed; oth than plain weave; oth than 3-thread or 4-thread twill, including cross twill	8.218	8.891	72.672	74.826
52114190	Other than ikat fabric; plain weave; of yarns of different colours; woven fabrics of cotton, containing < 85 % by weight of cotton, mixed mainly or solely with man-made fibres, weighing > 200 g/m2	2.353	4.324	21.056	26.015
52114200	Denim; of yarns of different colours; woven fabrics of cotton, containing < 85 % by weight of cotton, mixed mainly or solely with man-made fibres, weighing > 200 g/m2	1	7.658	1	15.876
52114900	Woven fabrics of cotton, containing < 85% by weight of cotton, mixed mainly/solely with man-made fibres, weighing more than 200g/m2; of yarns of different colours; oth than of subheading 521141-521143	-	54	-	284
52115190	Plain weave; printed by other than the traditional batik process; woven fabrics of cotton, containing < 85 % by weight of cotton, mixed mainly or solely with man-made fibres, weighing > 200 g/m2	-	5	-	1.600
52115210	3-thread or 4-thread twill, incld cross twil; printed by the traditional batik process; woven fabrics of cotton, contain<85% by weight of cotton, mixed mainly/solely with man-made fibres, weight>200 g/m2	-	340	-	5.269
52115910	Woven fabrics of cotton, containing< 85% by weight of cotton, weighing> 200g/m2; printed by the traditional batik process; oth than plain weave; oth than 3-thread or 4-thread twill, including cross twill	-	5	-	37
52115990	Woven fabrics of cotton, contain< 85%by weight of cotton, weight> 200g/m2; printed by oth than the traditional batik process; oth than plain weave; oth than 3-thread or 4-thread twill, including cross twill	-	3	-	41
52121100	Woven fabrics of cotton; weighing not more than 200 g/m2; unbleached	1	4	5	23
52121300	Woven fabrics of cotton; weighing not more than 200 g/m2; dyed	23.176	88.270	272.635	1.024.198

Tabel 3 : Ekspor Indonesia menurut Komoditi (Kode HS 8 digit)

Juni 2023

Kode H S	Uraian golongan barang	Berat bersih (Kg)		Nilai F.O.B. (U S \$)	
		Bulan ini	Kumulatif	Bulan ini	Kumulatif
(1)	(2)	(3)	(4)	(5)	(6)
52121400	Woven fabrics of cotton; weighing not more than 200 g/m2; of yarns of different colours	-	5	-	58
52121510	Woven fabrics of cotton; weighing not more than 200 g/m2; printed by the traditional batik process	1	44	8	231
52121590	Woven fabrics of cotton; weighing not more than 200 g/m2; printed by other than the traditional batik process	345	21.446	3.649	180.440
52122100	Woven fabrics of cotton; weighing more than 200 g/m2; unbleached	-	1	-	1
52122590	Woven fabrics of cotton; weighing more than 200 g/m2; printed by other than the traditional batik process	218	292	4.854	5.608
53039000	Tow and waste of jute and other textile bast fibres (excluding flax, true hemp and ramie), (including yarn waste and garnetted stock)	474.709	2.980.379	115.920	612.640
53050010	Sisal and other textile fibres of the genus Agave; tow and waste of these fibres (including yarn waste and garnetted stock)	49	53	458	459
53050021	Coconut fibres, raw but not spun	71.709	780.948	8.142	90.927
53050022	Coconut fibres, processed but not spun	2.079.311	11.795.803	350.903	2.042.867
53050090	Ramie and other vegetable textile fibres, not elsewhere specified or included, raw or processed but not spun; tow, noils and waste of these fibres (including yarn waste and garnetted stock)	39.001	487.677	21.276	241.805
53061000	Single flax yarn	-	2	-	6
53062000	Multiple (folded) or cabled flax yarn	-	4.266	-	11.304
53082000	True hemp yarn	-	1	-	5
53089090	Yarn of other vegetable textile fibres; other than coir yarn; other than true hemp yarn; other than paper yarn	4	4	1.828	1.828
53091100	Woven fabrics of flax; containing 85 % or more by weight of flax; unbleached or bleached	287	429	247	3.413
53091900	Woven fabrics of flax; containing 85 % or more by weight of flax; other than unbleached or bleached	-	16.562	-	76.389
53092100	Woven fabrics of flax; containing less than 85 % by weight of flax; unbleached or bleached	666	752	585	604
53092900	Woven fabrics of flax; containing less than 85 % by weight of flax; other than unbleached or bleached	-	5.803	-	9.664
53109000	Woven fabrics of jute or of other textile bast fibres of heading 5303; other than unbleached	20	154	20	126
53110010	Woven fabrics of other vegetable textile fibres; woven fabrics of paper yarn; printed by the traditional batik process	-	1	-	30
53110020	Woven fabrics of other vegetable textile fibres; woven fabrics of paper yarn; burlap of abaca	-	166	-	199
53110090	Woven fabrics of other vegetable textile fibres; woven fabrics of paper yarn; other than printed by the traditional batik process; other than burlap of abaca	180	10.318	62	60.711
54011010	Sewing thread of man-made filaments of synthetic filaments; put up for retail sale	100	206	7.569	9.311
54011090	Sewing thread of man-made filaments of synthetic filaments; not put up for retail sale	44.542	272.684	206.771	1.918.835
54012010	Sewing thread of man-made filaments of artificial filaments; put up for retail sale	-	2	-	26
54012090	Sewing thread of man-made filaments of artificial filaments; not put up for retail sale	105	1.836	371	53.175
54021100	Synthetic filament yarn, not put up for retail sale; high tenacity yarn of nylon or other polyamides, whether or not textured; of aramids	-	52	-	1.916
54021900	Synthetic filament yarn, not put up for retail sale; high tenacity yarn of nylon or other polyamides, whether or not textured; other than of aramids	710.994	4.309.142	2.849.741	18.355.718
54022000	Synthetic filament yarn, not put up for retail sale; high tenacity yarn of polyesters, whether or not textured	1.519.105	10.662.535	2.582.257	18.462.814

Tabel 3 : Ekspor Indonesia menurut Komoditi (Kode HS 8 digit)

Juni 2023

Kode H S	Uraian golongan barang	Berat bersih (Kg)		Nilai F.O.B. (U S \$)	
		Bulan ini	Kumulatif	Bulan ini	Kumulatif
		(1)	(2)	(3)	(4)
54023100	Synthetic filament yarn, not put up for retail sale; textured yarn of nylon or other polyamides, measuring per single yarn not more than 50 tex	142.739	732.789	467.705	2.432.174
54023200	Synthetic filament yarn, not put up for retail sale; textured yarn of nylon or other polyamides, measuring per single yarn more than 50 tex	24	30	142	144
54023310	Synthetic filament yarn, not put up for retail sale; textured yarn of polyesters, of a colour other than white	684.290	4.055.707	1.307.445	7.826.869
54023390	Synthetic filament yarn, not put up for retail sale; textured yarn of polyesters, of a colour white	3.632.637	22.916.185	6.366.703	40.373.569
54023400	Synthetic filament yarn, not put up for retail sale; textured yarn of polypropylene	10.966	33.736	23.607	73.351
54023900	Synthetic filament yarn, not put up for retail sale; textured yarn; other than of nylon or other polyamides; other than of polyesters; other than of polypropylene	2.666	23.403	8.614	75.337
54024410	Synthetic filament yarn, not put up for retail sale; single, untwisted or with a twist not exceeding 50 turns per metre; elastomeric; of polyesters	37	37	141	143
54024490	Synthetic filament yarn, not put up for retail sale; single, untwisted or with a twist not exceeding 50 turns per metre; elastomeric; oth than of polyesters and polypropylene	20	4.723	20	48.099
54024500	Synthetic filament yarn, not put up for retail sale; single, untwisted or with a twist not exceeding 50 turns per metre; other than elastomeric; of nylon or other polyamides	388.706	2.254.096	1.407.912	8.210.383
54024610	Synthetic filament yarn, not put up for retail sale; single, untwisted or with a twist < 50 turns per metre; other than elastomeric; of polyesters, partially oriented; of a colour oth than white	-	41.334	-	60.799
54024690	Synthetic filament yarn, not put up for retail sale; single, untwisted or with a twist < 50 turns per metre; other than elastomeric; of polyesters, partially oriented; of a colour white	530.471	4.394.672	754.369	6.113.152
54024710	Synthetic filament yarn, not put up for retail sale; single, untwisted or with a twist not exceeding 50 turns per metre; other than elastomeric; of polyesters; of a colour other than white	43.043	372.396	90.390	706.115
54024790	Synthetic filament yarn, not put up for retail sale; single, untwisted or with a twist not exceeding 50 turns per metre; other than elastomeric; of polyesters; of a colour white	3.332.622	22.248.152	6.195.483	40.010.581
54024800	Synthetic filament yarn, not put up for retail sale; single, untwisted or with a twist not exceeding 50 turns per metre; other than elastomeric; of polypropylene	6.400	38.400	21.788	136.241
54024900	Synthetic filament yarn, not put up for retail sale; single, untwisted or with a twist < 50 turns per metre; oth than elastomeric; oth than of nylon or other polyamides, polyesters, polypropylene	-	749	-	5.568
54025100	Synthetic filament yarn, not put up for retail sale; single, with a twist exceeding 50 turns per metre; of nylon or other polyamides	4.959	26.932	22.016	121.230
54025200	Synthetic filament yarn, not put up for retail sale; single, with a twist exceeding 50 turns per metre; of polyesters	53.927	311.194	158.836	823.590
54025900	Synthetic filament yarn, not put up for retail sale; single, with a twist exceeding 50 turns per metre; other than of nylon or other polyamides, polyesters, polypropylene	-	52	-	1.554
54026100	Synthetic filament yarn, not put up for retail sale; multiple (folded) or cabled; of nylon or other polyamides	110.477	727.424	965.828	6.199.735
54026200	Synthetic filament yarn, not put up for retail sale; multiple (folded) or cabled; of polyesters	154.288	1.017.459	522.927	3.465.972
54026300	Synthetic filament yarn, not put up for retail sale; multiple (folded) or cabled; of polypropylene	21	1.330	79	3.626

Tabel 3 : Ekspor Indonesia menurut Komoditi (Kode HS 8 digit)

Juni 2023

Kode H S	Uraian golongan barang	Berat bersih (Kg)		Nilai F.O.B. (U S \$)	
		Bulan ini	Kumulatif	Bulan ini	Kumulatif
(1)	(2)	(3)	(4)	(5)	(6)
54026900	Synthetic filament yarn, not put up for retail sale; multiple (folded) or cabled; other than of nylon or other polyamides, polyesters, polypropylene	7.778	33.953	54.695	160.742
54031000	Artificial filament yarn, not put up for retail sale, including artificial monofilament of less than 67 decitex; high tenacity yarn of viscose rayon	-	45.210	-	126.323
54033110	Artificial filament yarn, not put up for retail sale, including artificial monofilament of < 67decitex; single; textured yarn; of viscose rayon, untwisted or with a twist ≤ 120 turns per metre	-	9	-	9
54033190	Artificial filament yarn,not put up for retail sale,including artificial monofilament of < 67decitex; single; oth than textured yarn; of viscose rayon, untwisted or with a twist ≤ 120 turns per metre	18	42.613	2	110.848
54033290	Artificial filament yarn,not put up for retail sale,including artificial monofilament of < 67decitex; single; oth than textured yarn; of viscose rayon, untwisted or with a twist > 120 turns per metre	7.763	8.033	78.470	83.327
54033390	Artificial filament yarn, not put up for retail sale, including artificial monofilament of < 67decitex; single; other than textured yarn; of cellulose acetate	-	47.267	-	64.755
54033910	Artificial filament yarn, not put up for retail sale, including artificial monofilament of < 67decitex; single; textured yarn; other than of viscose rayon; other than of cellulose acetate	117	298	7.462	19.372
54034110	Artificial filament yarn, not put up for retail sale, including artificial monofilament of < 67decitex; multiple (folded) or cabled; textured yarn; of viscose rayon	725	3.242	1.443	10.383
54034190	Artificial filament yarn, not put up for retail sale, including artificial monofilament of < 67decitex; multiple (folded) or cabled; other than textured yarn; of viscose rayon	-	23.464	-	68.325
54034900	Artificial filament yarn, not put up for retail sale, including artificial monofilament of < 67decitex; multiple (folded) or cabled; other than of cellulose acetate	13	232	15	1.149
54041100	Synthetic monofilament of 67 decitex or more and of which no cross-sectional dimension exceeds 1 mm; elastomeric	-	4	-	35
54041200	Synthetic monofilament of 67 decitex or more and of which no cross-sectional dimension exceeds 1 mm; other than elastomeric; of polypropylene	1.039	1.384	12.992	22.992
54041900	Synthetic monofilament of 67 decitex or more and of which no cross-sectional dimension exceeds 1 mm; other than elastomeric; other than of polypropylene	65.259	353.710	127.801	704.807
54049000	Strip and the like (for example, artificial straw) of synthetic textile materials of an apparent width not exceeding 5 mm	40.623	308.200	178.078	1.341.924
54071091	Woven fabrics obtained from high tenacity yarn of nylon or other polyamides or of polyesters; other than tyre fabrics, conveyor duck; unbleached	7.130	46.798	92.670	536.478
54071099	Woven fabrics obtained from high tenacity yarn of nylon or other polyamides or of polyesters; other than tyre fabrics, conveyor duck; bleached	658.165	5.245.946	5.516.077	45.818.962
54072000	Woven fabrics obtained from strip or the like	394.357	2.890.292	652.024	4.199.016
54073000	Woven fabrics of synthetic filament yarn; specified in Note 9 to Section XI	31	312	26	146
54074110	Woven nylon mesh fabrics of untwisted filament yarn suitable for use as reinforcing material for tarpaulins; containing ≥ 85 % by weight of filaments of nylon/other polyamides; unbleached or bleached	10	10.119	486	51.075
54074190	Other than woven nylon mesh fabrics of untwisted filament yarn suitable for use as reinforcing material for tarpaulins;contain≥85% by weight of filaments of nylon/other polyamides;unbleached/bleached	1	5.598	48	56.056

Tabel 3 : Ekspor Indonesia menurut Komoditi (Kode HS 8 digit)

Juni 2023					
Kode H S	Uraian golongan barang	Berat bersih (Kg)		Nilai F.O.B. (U S \$)	
		Bulan ini	Kumulatif	Bulan ini	Kumulatif
(1)	(2)	(3)	(4)	(5)	(6)
54074200	Woven fabrics of synthetic filament yarn; containing 85 % or more by weight of filaments of nylon or other polyamides; dyed	797	13.910	10.895	147.940
54074300	Woven fabrics of synthetic filament yarn; containing 85 % or more by weight of filaments of nylon or other polyamides; of yarns of different colours	-	266	-	621
54074400	Woven fabrics of synthetic filament yarn; containing 85 % or more by weight of filaments of nylon or other polyamides; printed	1.835	9.183	12.875	45.864
54075100	Woven fabrics of synthetic filament yarn; containing 85 % or more by weight of textured polyester filaments; unbleached or bleached	24.532	112.519	135.920	634.608
54075200	Woven fabrics of synthetic filament yarn; containing 85 % or more by weight of textured polyester filaments; dyed	667.994	3.919.846	5.588.444	32.574.830
54075300	Woven fabrics of synthetic filament yarn; containing 85 % or more by weight of textured polyester filaments; of yarns of different colours	18.881	94.507	93.445	498.675
54075400	Woven fabrics of synthetic filament yarn; containing 85 % or more by weight of textured polyester filaments; printed	76.818	687.114	682.242	6.167.743
54076110	Woven fabrics of synthetic filament yarn; containing 85 % or more by weight of non-textured polyester filaments; unbleached or bleached	164.837	1.342.721	1.615.318	12.203.195
54076190	Woven fabrics of synthetic filament yarn; containing 85 % or more by weight of non-textured polyester filaments; other than unbleached or bleached	765.725	4.203.029	7.079.734	39.394.909
54076910	Woven fabrics of synthetic filament yarn; other than containing 85 % or more by weight of textured polyester filaments; unbleached or bleached	37.448	271.524	189.767	1.332.422
54076990	Woven fabrics of synthetic filament yarn; other than containing 85 % or more by weight of textured polyester filaments; other than unbleached or bleached	208.704	506.656	1.903.252	4.332.737
54077100	Woven fabrics of synthetic filament yarn; containing 85 % or more by weight of synthetic filaments; unbleached or bleached	181.149	1.386.017	310.426	2.460.689
54077200	Woven fabrics of synthetic filament yarn; containing 85 % or more by weight of synthetic filaments; dyed	73.203	461.806	753.752	4.206.077
54077300	Woven fabrics of synthetic filament yarn; containing 85 % or more by weight of synthetic filaments; of yarns of different colours	532.814	3.212.302	3.679.709	21.921.281
54077400	Woven fabrics of synthetic filament yarn; containing 85 % or more by weight of synthetic filaments; printed	53.391	577.603	89.061	3.251.619
54078100	Woven fabrics of synthetic filament yarn; containing less than 85 % by weight of synthetic filaments, mixed mainly or solely with cotton; unbleached or bleached	1.434	29.577	1.254	188.951
54078200	Woven fabrics of synthetic filament yarn; containing less than 85 % by weight of synthetic filaments, mixed mainly or solely with cotton; dyed	9	206	14	3.120
54078300	Woven fabrics of synthetic filament yarn; containing less than 85 % by weight of synthetic filaments, mixed mainly or solely with cotton; of yarns of different colours	16	8.559	105	50.105
54079100	Woven fabrics of synthetic filament yarn; unbleached or bleached; other than those of subheading 540711 - 540784	324.094	2.181.349	1.364.407	8.770.884
54079200	Woven fabrics of synthetic filament yarn; dyed; other than those of subheading 540711 - 540784	1.055	43.534	12.523	300.342
54079300	Woven fabrics of synthetic filament yarn; of yarns of different colours; other than those of subheading 540711 - 540784	46.396	127.438	187.173	586.046
54079400	Woven fabrics of synthetic filament yarn; printed; other than those of subheading 540711 - 540784	638	22.506	9.509	160.641
54081010	Woven fabrics of artificial filament yarn; obtained from high tenacity yarn of viscose rayon; unbleached	-	3.483	-	3.261
54081090	Woven fabrics of artificial filament yarn; obtained from high tenacity yarn of viscose rayon; other than unbleached	73.563	740.450	657.247	6.493.688

Tabel 3 : Ekspor Indonesia menurut Komoditi (Kode HS 8 digit)

Juni 2023

Kode H S	Uraian golongan barang	Berat bersih (Kg)		Nilai F.O.B. (U S \$)	
		Bulan ini	Kumulatif	Bulan ini	Kumulatif
(1)	(2)	(3)	(4)	(5)	(6)
54082100	Woven fabrics of artificial filament yarn; containing 85 % or more by weight of artificial filament or strip or the like; unbleached or bleached	1	12.498	0	68.309
54082200	Woven fabrics of artificial filament yarn; containing 85 % or more by weight of artificial filament or strip or the like; dyed	-	706	-	5.258
54082300	Woven fabrics of artificial filament yarn; containing 85 % or more by weight of artificial filament or strip or the like; of yarns of different colours	-	170	-	1.401
54082400	Woven fabrics of artificial filament yarn; containing 85 % or more by weight of artificial filament or strip or the like; printed	31	9.155	438	120.899
54083100	Woven fabrics of artificial filament yarn, including woven fabrics obtained from materials of heading 5405; unbleached or bleached; other than those of subheading 540810-540824	-	7.650	-	46.463
54083200	Woven fabrics of artificial filament yarn, including woven fabrics obtained from materials of heading 5405; dyed; other than those of subheading 540810-540824	-	2	-	186
54083400	Woven fabrics of artificial filament yarn, including woven fabrics obtained from materials of heading 5405; printed; other than those of subheading 540810-540824	-	70	-	221
55011900	Synthetic filament tow; of nylon or other polyamides; other than of aramids	-	53	-	2.016
55012000	Synthetic filament tow; of polyesters	697	61.347	21.963	288.311
55013000	Synthetic filament tow; of acrylic or modacrylic	1	43.317	8	228.736
55019000	Synthetic filament tow; other than of nylon or other polyamides, polyesters, acrylic or modacrylic, polypropylene	482	3.990	15.629	101.707
55021000	Artificial filament tow; of cellulose acetate	9.815	49.163	64.656	345.099
55029000	Artificial filament tow; other than of cellulose acetate	1	1	10	10
55031100	Synthetic staple fibres, not carded, combed or otherwise processed for spinning; of nylon or other polyamides; of aramids	-	6.592	-	59.328
55031900	Synthetic staple fibres, not carded, combed or otherwise processed for spinning; of nylon or other polyamides; other than of aramids	-	59	-	142
55032010	Synthetic staple fibres, not carded, combed or otherwise processed for spinning; of polyesters; of a colour other than white	622.220	3.603.230	703.778	3.468.635
55032090	Synthetic staple fibres, not carded, combed or otherwise processed for spinning; of polyesters; of a colour white	16.833.813	111.113.315	17.301.329	112.622.876
55033000	Synthetic staple fibres, not carded, combed or otherwise processed for spinning; acrylic or modacrylic	9.754	18.781	42.506	65.436
55039090	Synthetic staple fibres, not carded, combed/ otherwise processed for spinning; oth than of nylon or other polyamides, of polyester, acrylic or modacrylic, of polypropylene; oth than of polyvinyl alcohol	214.501	2.401.238	354.838	2.951.143
55041000	Artificial staple fibres, not carded, combed or otherwise processed for spinning; of viscose rayon	36.468.952	196.723.531	61.860.385	331.612.080
55049000	Artificial staple fibres, not carded, combed or otherwise processed for spinning; other than of viscose rayon	20.777	45.164	111.063	219.552
55051000	Waste (including noils, yarn waste and garnetted stock) of man-made fibres; of synthetic fibres	99.910	1.034.559	78.086	964.830
55052000	Waste (including noils, yarn waste and garnetted stock) of man-made fibres; of artificial fibres	-	159.000	-	156.695
55061000	Synthetic staple fibres, carded, combed or otherwise processed for spinning; of nylon or other polyamides	-	21	-	515
55062000	Synthetic staple fibres, carded, combed or otherwise processed for spinning; of polyesters	-	1.617	-	8.402
55063000	Synthetic staple fibres, carded, combed or otherwise processed for spinning; acrylic or modacrylic	911	3.352	24.370	96.062
55064000	Synthetic staple fibres, carded, combed or otherwise processed for spinning; of polypropylene	-	400	-	100

Tabel 3 : Ekspor Indonesia menurut Komoditi (Kode HS 8 digit)

Juni 2023

Kode H S	Uraian golongan barang	Berat bersih (Kg)		Nilai F.O.B. (U S \$)	
		Bulan ini	Kumulatif	Bulan ini	Kumulatif
(1)	(2)	(3)	(4)	(5)	(6)
55070000	Artificial staple fibres, carded, combed or otherwise processed for spinning	-	0	-	45
55081010	Sewing thread of synthetic staple fibres; put up for retail sale	101.044	444.480	286.779	1.274.378
55081090	Sewing thread of synthetic staple fibres; not put up for retail sale	14.347	179.159	55.718	841.719
55082090	Sewing thread of artificial staple fibres; not put up for retail sale	-	26	-	25
55091100	Single yarn; containing 85 % or more by weight of staple fibres of nylon or other polyamides; not put up for retail sale	-	13	-	13
55091200	Multiple (folded) or cabled yarn; containing 85 % or more by weight of staple fibres of nylon or other polyamides; not put up for retail sale	-	87.856	-	218.012
55092100	Single yarn; containing 85 % or more by weight of polyester staple fibres; not put up for retail sale	7.719.970	47.010.478	12.940.553	78.382.570
55092200	Multiple (folded) or cabled yarn; containing 85 % or more by weight of polyester staple fibres; not put up for retail sale	1.399.031	10.066.643	3.193.452	23.683.881
55093100	Single yarn; 85 % or more by weight of acrylic or modacrylic staple fibres; not put up for retail sale	245.185	1.449.351	1.007.816	5.760.568
55093200	Multiple (folded) or cabled yarn; containing 85 % or more by weight of acrylic or modacrylic staple fibres; not put up for retail sale	1.499.843	10.144.314	4.939.589	32.917.324
55094100	Single yarn; 85 % or more by weight of acrylic or modacrylic staple fibres; not put up for retail sale	59.951	402.460	643.665	4.051.843
55094200	Multiple (folded) or cabled yarn; containing 85 % or more by weight of acrylic or modacrylic staple fibres; not put up for retail sale	11.258	43.762	42.382	220.007
55095100	Yarn of polyester staple fibres; mixed mainly or solely with artificial staple fibres; not put up for retail sale	2.418.367	17.763.908	5.325.844	38.080.861
55095290	Other than single yarn; of polyester staple fibres; mixed mainly or solely with wool or fine animal hair; not put up for retail sale	-	1	-	6
55095300	Yarn of polyester staple fibres; mixed mainly or solely with cotton; not put up for retail sale	2.140.291	12.928.417	5.515.679	31.454.690
55095900	Yarn of polyester staple fibres; other than mixed mainly or solely with artificial staple fibres, wool or fine animal hair, cotton; not put up for retail sale	48.662	90.393	138.712	274.317
55096100	Yarn of acrylic or modacrylic staple fibres; mixed mainly or solely with wool or fine animal hair; not put up for retail sale	65.205	381.897	529.011	3.446.256
55096200	Yarn of acrylic or modacrylic staple fibres; mixed mainly or solely with cotton; not put up for retail sale	221.765	596.457	846.944	2.448.094
55096900	Yarn of acrylic or modacrylic staple fibres; other than mixed mainly or solely with wool or fine animal hair, cotton; not put up for retail sale	278.669	1.262.298	1.578.407	7.031.168
55099200	Yarn of synthetic staple fibres; mixed mainly or solely with cotton; other than those of subheading 550911 - 550969	7.144	62.551	46.155	200.576
55101100	Single yarn containing 85 % or more by weight of artificial staple fibres, not put up for retail sale	8.008.222	49.410.519	18.755.128	115.934.701
55101200	Multiple (folded) or cabled yarn containing 85 % or more by weight of artificial staple fibres, not put up for retail sale	804.169	4.417.558	2.311.699	12.568.764
55103000	Yarn (other than sewing thread) of artificial staple fibres, mixed mainly or solely with cotton, not put up for retail sale	126.382	414.119	433.968	1.340.501
55109000	Yarn of artificial staple fibres, containing less than 85 % by weight of artificial staple fibres, oth than mixed mainly or solely with wool or fine animal hair, cotton; not put up for retail sale	113.289	741.750	263.387	1.784.482
55111010	Yarn (other than sewing thread) of man-made, put up for retail sale of synthetic staple fibres, containing 85 % or more by weight of such fibres;knitting yarn,crochet thread and embroidery thread	0	9	1	79

Tabel 3 : Ekspor Indonesia menurut Komoditi (Kode HS 8 digit)

Juni 2023

Kode H S	Uraian golongan barang	Berat bersih (Kg)		Nilai F.O.B. (U S \$)	
		Bulan ini	Kumulatif	Bulan ini	Kumulatif
		(1)	(2)	(3)	(4)
55111090	Yarn (oth than sewing thread) of man-made,put up for retail sale of synthetic staple fibres,containing 85 % or more by weight of such fibres;oth than knitting yarn,crochet thread and embroidery thread	-	7	-	3
55113000	Yarn (other than sewing thread) of man-made, put up for retail sale, of artificial staple fibres	383	1.959	7.252	36.327
55121100	Woven fabrics of synthetic staple fibres, containing 85 % or more by weight of polyester staple fibres; unbleached or bleached	184.214	1.120.348	757.383	4.094.419
55121900	Woven fabrics of synthetic staple fibres, containing 85 % or more by weight of polyester staple fibres; other than unbleached or bleached	68.704	266.425	613.156	2.296.945
55122100	Woven fabrics of synthetic staple fibres, containing 85 % or more by weight of arylcic or modacrylic staple fibres; unbleached or bleached	-	38	-	1.135
55122900	Woven fabrics of synthetic staple fibres, containing 85 % or more by weight of arylcic or modacrylic staple fibres; other than unbleached or bleached	-	6.150	-	121.815
55129100	Woven fabrics of synthetic staple fibres, containing 85 % or more by weight other than of polyester, arylcic or modacrylic staple fibres; unbleached or bleached	-	2	-	56
55129900	Woven fabrics of synthetic staple fibres, containing 85 % or more by weight other than of polyester, arylcic or modacrylic staple fibres; other unbleached or bleached	115	1.653	5.570	76.306
55131100	Woven fabrics of polyester staple fibres,plain weave, containing less than 85 % by weight of such fibres, mixed mainly or solely with cotton, of a weight not exceeding 170 g/m2; unbleached or bleached	672.948	3.251.611	3.688.886	18.424.508
55131200	Woven fabrics, 3-thread/4-thread twill, incl cross twill of polyester staples fibres, cont < 85% by weight of such fibres, mixed mainly/solely with cotton, of a weight ≤ 170 g/m2, unbleached/bleached	146.164	635.739	967.762	3.979.642
55131300	Woven fabrics of polyester staple fibres, containing less than 85 % by weight of such fibres, mixed mainly or solely with cotton, of a weight not exceeding 170 g/m2, unbleached or bleached	11.321	230.598	83.868	1.915.513
55131900	Woven fabrics of synthetic staple fibres, cont < 85 % by weight of such fibres, mixed mainly/solely with cotton, of a weight ≤ 170 g/m2; oth than HS 55131100 - 55131300; unbleached or bleached	-	1.046	-	1.416
55132100	Woven fabrics of polyester staple fibres,plain weave, containing less than 85 % by weight of such fibres, mixed mainly or solely with cotton, of a weight not exceeding 170 g/m2, dyed	96.269	503.633	865.738	4.239.636
55132300	Woven fabrics of polyester staple fibres, containing less than 85 % by weight of such fibres, mixed mainly or solely with cotton, of a weight not exceeding 170 g/m2, dyed	974	29.495	7.814	242.415
55132900	Woven fabrics of synthetic staple fibres, containing < 85 % by weight of such fibres, mixed mainly or solely with cotton, of a weight ≤ 170 g/m2; other than HS 55131100 - 55131300; dyed	-	24	-	433
55133100	Woven fabrics of polyester staple fibres,plain weave, cont less than 85 % by weight of such fibres, mixed mainly or solely with cotton, of a weight not exceeding 170 g/m2; of yarn of different colours	1.080	28.139	379	26.695
55133900	Woven fabrics; oth than of polyester staple fibres,plain weave, cont 85% by weight of such fibres, mixed mainly or solely with cotton, of a weight not exceeding 170 g/m2; of yarn of different colours	-	2.551	-	29.252

Tabel 3 : Ekspor Indonesia menurut Komoditi (Kode HS 8 digit)

Juni 2023

Kode H S	Uraian golongan barang	Berat bersih (Kg)		Nilai F.O.B. (U S \$)	
		Bulan ini	Kumulatif	Bulan ini	Kumulatif
(1)	(2)	(3)	(4)	(5)	(6)
55134100	Woven fabrics of polyester staple fibres,plain weave, cont less than 85 % by weight of such fibres, mixed mainly or solely with cotton, of a weight not exceeding 170 g/m2; printed	-	573	-	5.863
55134900	Woven fabrics; other than of polyester staple fibres,plain weave; cont less than 85 % by weight of such fibres, mixed mainly or solely with cotton, of a weight not exceeding 170 g/m2; printed	2.155	8.871	28.736	156.184
55141100	Woven fabrics of polyester staple fibres,plain weave, containing less than 85 % by weight of such fibres, mixed mainly or solely with cotton, of a weight exceeding 170 g/m2; unbleached or bleached	8.617	350.438	53.841	1.260.157
55141200	Woven fabrics, 3-thread/4-thread twill, incl cross twill of polyester staples fibres, cont < 85% by weight of such fibres, mixed mainly/solely with cotton, of a weight > 170g/m2; unbleached/bleached	259.501	1.192.549	1.472.351	6.416.353
55141900	Woven fabrics of synthetic staple fibres, cont < 85 % by weight of such fibres, mixed mainly/solely with cotton, of a weight > 170 g/m2; oth than HS 55141100 - 55141200; unbleached or bleached	10	28.697	3	173.630
55142100	Woven fabrics of polyester staple fibres,plain weave, containing less than 85 % by weight of such fibres, mixed mainly or solely with cotton, of a weight exceeding 170 g/m2; dyed	975	27.500	8.802	190.011
55142200	Woven fabrics,of 3/4 thread twill, incl cross twill of polyester staples fibres ,containing less than 85% by weight of such fibres, mixed mainly/solely with cotton, of a weight > 170g/m2; dyed	33.259	335.425	300.218	2.857.825
55142300	Woven fabrics of polyester staple fibres, containing less than 85 % by weight of such fibres, mixed mainly or solely with cotton, of a weight exceeding 170 g/m2; dyed	1	10	0	265
55142900	Woven fabrics of synthetic staple fibres, cont < 85 % by weight of such fibres, mixed mainly/solely with cotton, of a weight > 170 g/m2; oth than HS 55142100 - 55142300; dyed	-	14	-	5.875
55143000	Woven fabrics of synthetic staple fibres, containing less than 85 % by weight of such fibres, mixed mainly or solely with cotton, of a weight exceeding 170 g/m2; of yarn of different colours	-	1.284	-	21.757
55144900	Woven fabrics of synthetic staple fibres, cont < 85 % by weight of such fibres, mixed mainly/solely with cotton, of a weight > 170 g/m2; printed; n.e.c. in heading 5514	553	1.812	2.129	4.882
55151100	Woven fabrics other than those of heading 5512 - 5514, of polyester staple fibres, mixed mainly or solely with viscose rayon staples fibres	397.186	2.110.861	2.440.486	13.208.912
55151200	Woven fabrics other than those of heading 5512 - 5514, of polyester staple fibres, mixed mainly or solely with man-made filaments	1.274.639	7.241.230	7.108.680	40.944.812
55151300	Woven fabrics other than those of heading 5512 - 5514, of polyester staple fibres, mixed mainly or solely with wool or fine animal hair	-	1.062	-	28.519
55151900	Woven fabrics other than of heading 5512 - 5514, of polyester staple fibres; oth than mixed mainly/ solely with viscose rayon staples fibres or with man-made filaments or with wool or fine animal hair	1.497	12.897	13.780	125.981
55152200	Woven fabrics other than those of heading 5512 - 5514, of acrylic or modacrylic staple fibres; mixed mainly or solely with wool or fine animal hair	4	4	3	3
55152900	Woven fabrics other than those of heading 5512 - 5514, of acrylic or modacrylic staple fibres; other than mixed mainly or solely with man-made filaments or with wool or fine animal hair	-	4	-	10

Tabel 3 : Ekspor Indonesia menurut Komoditi (Kode HS 8 digit)

Juni 2023					
Kode H S	Uraian golongan barang	Berat bersih (Kg)		Nilai F.O.B. (U S \$)	
		Bulan ini	Kumulatif	Bulan ini	Kumulatif
(1)	(2)	(3)	(4)	(5)	(6)
55159100	Woven fabrics other than those of heading 5512 - 5514, of synthetic staple fibres; oth than of polyester staples/of arcylic or modacrylic staple fibre; mixed mainly or solely with man-made filaments	-	622	-	3.603
55159910	Woven fabrics other than those of heading 5512 - 5514, of synthetic staple fibres; oth than of polyester staples/of arcylic or modacrylic staple fibre; mixed mainly/solely with wool/fine animal hair	2	4	504	510
55159990	Woven fabrics other than those of heading 5512 - 5514, of synthetic staple fibres; oth than of polyester staples/of arcylic or modacrylic; oth than mixed mainly/solely with wool or fine animal hair	232	621	2.882	4.387
55161100	Woven fabrics of artificial staple fibres; containing 85 % or more by weight of artificial staple fibres; unbleached or bleached	263.920	1.674.661	1.325.554	8.192.291
55161200	Woven fabrics of artificial staple fibres; containing 85 % or more by weight of artificial staple fibres; dyed	14.364	104.100	94.353	610.571
55161300	Woven fabrics of artificial staple fibres; containing 85 % or more by weight of artificial staple fibres; of yarn of different colours	836	7.725	3.772	76.191
55161400	Woven fabrics of artificial staple fibres; containing 85 % or more by weight of artificial staple fibres; printed	1.553	15.771	29.225	266.856
55162100	Woven fabrics of artificial staple fibres; containing less than 85 % by weight of artificial staple fibres, mixed mainly or soley with man-made filaments; unbleached or bleached	49.458	247.040	239.221	1.243.002
55162200	Woven fabrics of artificial staple fibres; containing less than 85 % by weight of artificial staple fibres, mixed mainly or solely with man-made filaments; dyed	2.951	16.853	25.410	77.517
55162300	Woven fabrics of artificial staple fibres; containing less than 85 % by weight of artificial staple fibres, mixed mainly or solely with man-made filaments,; of yarn of different colours	2.141	28.670	18.829	222.953
55162400	Woven fabrics of artificial staple fibres; containing less than 85 % by weight of artificial staple fibres, mixed mainly or solely with man-made filaments; printed	-	21	-	73
55163300	Woven fabrics of artificial staple fibres; containing less than 85 % by weight of artificial staple fibres, mixed mainly or solely with wool or fine animal hair; of yarn of different colours	-	17	-	234
55164100	Woven fabrics of artificial staple fibres; containing less than 85 % by weight of artificial staple fibres, mixed mainly or solely with cotton; unbleached or bleached	502	13.700	6.969	225.443
55164200	Woven fabrics of artificial staple fibres; containing less than 85 % by weight of artificial staple fibres, mixed mainly or solely with cotton; dyed	-	73	-	202
55164300	Woven fabrics of artificial staple fibres; containing less than 85 % by weight of artificial staple fibres, mixed mainly or solely with cotton; of yarn of different colours	-	630	-	5.643
55164400	Woven fabrics of artificial staple fibres; containing less than 85 % by weight of artificial staple fibres, mixed mainly or solely with cotton; printed	-	45	-	131
55169100	Woven fabrics of artificial staple fibres; unbleached or bleached; other than those of subheading 551661 - 551664	17.638	103.447	79.885	517.819
55169200	Woven fabrics of artificial staple fibres; dyed; other than those of subheading 551661 - 551664	460	7.384	3.850	82.478
55169300	Woven fabrics of artificial staple fibres; of yarn of different colours; other than those of subheading 551661 - 551664	-	1.052	-	13.400
56012100	Wadding of textile materials and articles thereof, of cotton	21.252	87.506	59.959	274.854
56012210	Wadding of textile materials and articles thereof, of man-made fibres; cigarette tow	49.571	538.893	680.710	6.721.853
56012290	Wadding of textile materials and articles thereof; of man-made fibres; other than cigarette tow	116.360	716.004	1.533.288	9.859.554

Tabel 3 : Ekspor Indonesia menurut Komoditi (Kode HS 8 digit)

		Juni 2023			
Kode H S	Uraian golongan barang	Berat bersih (Kg)		Nilai F.O.B. (U S \$)	
		Bulan ini	Kumulatif	Bulan ini	Kumulatif
(1)	(2)	(3)	(4)	(5)	(6)
56012900	Wadding of textile materials and articles thereof; other than of man-made fibres	-	1.233	-	14.457
56013010	Textile flock and dust and mill neps; polyamide fibre flock	38.554	699.978	69.561	1.306.507
56021000	Needleloom felt and stitch-bonded fibre fabrics	46.014	319.863	190.005	1.214.300
56022100	Felt of wool or fine animal hair; not impregnated, coated, covered or laminated	-	113	-	916
56022900	Felt of other textile material; not impregnated, coated, covered or laminated	59	95	3	122
56029000	Felt, impregnated, coated, covered or laminated; other than needleloom felt and stich-bonded fibre fabrics	56.053	259.173	177.053	638.305
56031100	Nonwovens, whether or not impregnated, coated, covered or laminated; of man-made filaments; weighing not more than 25g/m2	314.509	1.887.468	738.653	4.493.485
56031200	Nonwovens, whether or not impregnated, coated, covered or laminated; of man-made filaments; weighing more than 25g/m2 but not more than 70 g/m2	715.738	4.017.111	2.196.611	12.701.039
56031300	Nonwovens, whether or not impregnated, coated, covered or laminated; of man-made filaments; weighing more than 70g/m2 but not more than 150 g/m2	154.044	1.168.445	322.672	2.588.766
56031400	Nonwovens, whether or not impregnated, coated, covered or laminated; of man-made filaments; weighing more than 150 g/m2	77.016	249.940	197.769	894.938
56039100	Nonwovens, whether or not impregnated, coated, covered or laminated; other than of man-made filaments; weighing not more than 25g/m2	8.513	86.250	36.297	318.259
56039200	Nonwovens, whether or not impregnated, coated, covered or laminated; other than of man-made filaments; weighing more than 25g/m2 but not more than 70 g/m2	855.934	4.959.349	2.360.483	13.418.282
56039300	Nonwovens, whether or not impregnated, coated, covered or laminated; other than of man-made filaments; weighing more than 70g/m2 but not more than 150 g/m2	1	6.666	0	22.408
56039400	Nonwovens, whether or not impregnated, coated, covered or laminated; other than of man-made filaments; weighing more than 150 g/m2	105.832	806.796	531.254	3.107.847
56041000	Rubber thread and cord, textile covered	24	7.092	1.543	47.072
56049010	Textile yarn, and strip and the like of heading 5404 or 5405, impregnated, coated, covered or sheathed with rubber or plastics; imitation catgut, of silk yarn	-	1	-	30
56049020	Textile yarn, and strip and the like of heading 5404 or 5405, impregnated, coated, covered or sheathed with rubber or plastics; rubber impregnated textile thread yarn	10	119	15	6.050
56049030	Textile yarn, and strip and the like of heading 5404 or 5405, impregnated, coated, covered/sheathed with rubber/plastics; high tenacity yarn of polyesters, of nylon/oth polyamides/of viscose rayon	3.786	14.562	194.600	721.675
56049090	Textile yarn, and strip and the like of heading 5404 or 5405, impregnated, coated, covered or sheathed with rubber or plastics; other than those of HS 56049010 - 56049030	165	2.234	1.468	33.312
56050000	Metallised yarn, whether or not gimped, being textile yarn, or strip or the like of heading 5404 or 5405, combined with metal in the form of thread, strip or powder or covered with metal	66	3.976	3.224	158.393
56060000	Gimped yarn, and strip and the like of heading 5404 or 5405, gimped (other than those of heading 5605 and gimped horsehair yarn); chenille yarn (including flock chenille yarn); loop wale-yarn	11.396	41.204	66.967	221.065
56072100	Binder or baler twine whether or not plaited or braided and whether or not impregnated, coated, covered or sheathed with rubber or plastics; of sisal or other textile fibres of the genus Agave	2	3	272	864

Tabel 3 : Ekspor Indonesia menurut Komoditi (Kode HS 8 digit)

		Juni 2023			
Kode H S	Uraian golongan barang	Berat bersih (Kg)		Nilai F.O.B. (U S \$)	
		Bulan ini	Kumulatif	Bulan ini	Kumulatif
(1)	(2)	(3)	(4)	(5)	(6)
56072900	Twine, whether/not plaited/braided and whether/not impregnated, coated, covered/sheathed with rubber/plastics; oth than binder or baler twine; of sisal or other textile fibres of the genus Agave	27.347	135.430	62.033	314.180
56074100	Binder or baler twine whether or not plaited or braided and whether or not impregnated, coated, covered or sheathed with rubber or plastics; of polyethylene or polypropylene	21	651	4.238	14.224
56074900	Twine, whether/not plaited/braided and whether/not impregnated, coated, covered/sheathed with rubber/plastics; oth than binder or baler twine; of polyethylene or polypropylene	66.887	437.849	138.237	1.519.399
56075010	Oth synthetic fibres;V-belt cord of man-made fibres treated w/resorcinol formaldehyde;polyamide&polytetrafluoro-ethylene yarns measuring >10,000 decitex, used for sealing pumps,valves&similar articles	13.084	74.260	145.048	832.619
56075090	Other synthetic fibres; other than HS 56075010	42.377	249.694	91.577	990.949
56079010	Cordage, ropes and cables, whether or not plaited or braided and whether or not impregnated, coated, covered or sheathed with rubber or plastics; of artificial fibres	-	163	-	2.489
56079021	Cordage, ropes and cables, whether or not plaited or braided and whether or not impregnated, coated, covered or sheathed with rubber or plastics; of abaca (Manila hemp or Musa textilis Nee)	341	1.183	10.970	36.034
56079022	Cordage, ropes and cables, whether or not plaited or braided and whether or not impregnated, coated, covered or sheathed with rubber or plastics; of other hard (leaf) fibres	-	1.839	-	4.385
56079090	Cordage,ropes&cables,whether/not plaited/braided/impregnated,coated,covered/sheathed with rubber/plastics;oth than of abaca (Manila hemp/Musa textile Nee)/jute/oth textile bast fibres of heading 5303	3.665	27.042	1.822	220.799
56081100	Knotted netting of twine, cordage or rope; made up fishing nets; of man-made textile materials	179.485	1.209.045	1.483.973	9.221.835
56081920	Knotted netting of twine, cordage or rope; net bags; of man-made textile materials	13	25.878	25	57.485
56081990	Knotted netting of twine, cordage or rope; other than net bags; of man-made textile materials	4.224	46.139	12.452	186.247
56089010	Knotted netting of twine, cordage or rope; net bags; other than of man-made textile materials	3	5.822	254	3.177
56089090	Knotted netting of twine, cordage or rope; other than net bags; other than of man-made textile materials	5	904	14	3.902
56090000	Articles of yarn, strip or the like of heading 5404 or 5405, twine, cordage, rope or cables, not elsewhere specified or included	56.988	169.128	120.495	709.722
57011010	Prayer rugs, knotted, whether or not made up; of wool or fine animal hair,	-	2.496	-	1.361
57011090	Carpets and other textile floor coverings, knotted, whether or not made up; other than prayer rugs of wool or fine animal hair	11.982	23.715	36.532	107.146
57019011	Prayer rugs, knotted, whether or not made up; of cotton	92	397	186	1.464
57019019	Carpets and other textile floor covering, knotted, whether or not made up; of cotton; other than prayer rugs	1.141	2.912	4.208	9.903
57019099	Carpets and other textile floor covering, knotted, whether or not made up; other than of wool or fine animal hair or of cotton or of jute fibres; other than prayer rugs	236	1.562	5.492	37.345
57021000	"Kelem", "Schumacks", "Karamanie" and similar hand-woven rugs	-	14.592	-	13.666
57022000	Floor coverings of coconut fibres (coir)	-	261	-	845
57023100	Carpets and other textile floor coverings, woven, not tufted or floked; of pile construction, not made up; of wool or fine animal hair	-	26	-	160

Tabel 3 : Ekspor Indonesia menurut Komoditi (Kode HS 8 digit)

Juni 2023					
Kode H S	Uraian golongan barang	Berat bersih (Kg)		Nilai F.O.B. (U S \$)	
		Bulan ini	Kumulatif	Bulan ini	Kumulatif
(1)	(2)	(3)	(4)	(5)	(6)
57023200	Carpets and other textile floor coverings, woven, not tufted or flocked; of pile construction, not made up; of man-made textile materials	9	8.366	305	7.369
57023910	Carpets and other textile floor coverings, woven, not tufted or flocked; of pile construction, not made up; other textile materials; of cotton	-	40	-	68
57023990	Carpets and other textile floor coverings, woven, not tufted or flocked; of pile construction, not made up; other textile materials; other than of cotton or of jute fibres	641	17.600	4.655	51.038
57024210	Prayer rugs; of pile construction, made up; of man - made textile materials	-	44.590	-	134.129
57024290	Carpets and other textile floor coverings, woven, not tufted or flocked; of pile construction, made up; of man - made textile materials; other than prayer rugs	475.693	2.049.076	1.218.368	5.376.954
57024920	Carpets and other textile floor coverings, woven, not tufted or flocked; of pile construction, made up; other textile materials; of jute fibres	-	4.580	-	44.126
57024999	Carpets and other textile floor coverings, woven, not tufted or flocked, of pile construction, made up; other textile materials; other than prayer rugs	792	2.826	8.720	60.205
57025010	Carpets and other textile floor coverings, woven, not tufted or flocked; not of pile construction, not made up; of cotton	11	11	95	95
57025090	Carpets and other textile floor coverings, woven, not tufted or flocked; not of pile construction, not made up; other than of cotton or of jute fibres	132	421	2.367	7.765
57029210	Prayer rugs; of man - made textile materials; not of pile construction, made up	-	12.665	-	55.697
57029290	Carpets and other textile floor coverings, woven, not tufted or flocked; of not pile construction, made up; of man - made textile materials; other than prayer rugs	15	894	148	2.493
57029911	Prayer rugs; of cotton; other textile materials; not pile construction, made up	70	70	12	12
57029999	Carpets and other textile floor coverings, woven, not tufted or flocked; of not pile construction, made up; of other textile materials; other than prayer rugs; other than cotton or of jute fibres	40	749	745	10.927
57031010	Floor mats of a kind used for motor vehicles of headings 8702, 8703 or 8704; of wool or fine animal hair	-	230	-	379
57031020	Prayer rugs; of wool or fine animal hair	-	185	-	468
57031030	Flooring carpets of a kind used for motor vehicles of headings 8702, 8703 or 8704; of wool or fine animal hair	9	321.865	37	661.186
57031090	Carpets and other textile floor coverings, tufted, whether or not made up; of wool or fine animal hair; n.e.c. of subheading 570310	2.231	4.573	49.057	61.164
57032990	Carpets and other textile floor coverings, tufted, whether or not made up; of nylon or other polyamides; other than prayer rugs	96.969	377.601	399.469	1.791.474
57033100	Turf of other man-made textile materials	6	3.960	168	17.788
57033910	Prayer rugs of other man-made textile materials	383	4.176	3.452	41.582
57033990	Carpets and other textile floor coverings, tufted, whether or not made up; of other man-made textile materials; other than prayer rugs	227.307	1.529.095	728.605	4.498.027
57039011	Prayer rugs; of cotton; other textile materials	-	60	-	198
57039019	Carpets and other textile floor coverings, tufted, whether or not made up; of cotton other textile materials; other than prayer rugs	3.586	3.633	13.392	13.593
57039029	Carpets and other textile floor coverings, tufted, whether or not made up; of jute fibres; other than those of HS 57031010 - 57031030	-	11	-	85
57039091	Floor mats of a kind used for motor vehicles of headings 8702, 8703 or 8704 of other textile materials; other than of cotton or of jute fibres	373	3.519	3.417	41.706

Tabel 3 : Ekspor Indonesia menurut Komoditi (Kode HS 8 digit)

Juni 2023					
Kode H S	Uraian golongan barang	Berat bersih (Kg)		Nilai F.O.B. (U S \$)	
		Bulan ini	Kumulatif	Bulan ini	Kumulatif
(1)	(2)	(3)	(4)	(5)	(6)
57039093	Flooring carpets of a kind used for motor vehicles of headings 8702, 8703 or 8704, of other textile materials; other than of cotton or of jute fibres	276	888	2.137	19.172
57039099	Carpets and other textile floor coverings, tufted, whether or not made up, of other textile materials; other than of cotton or of jute fibres; n.e.c. in heading 5703	23.525	87.608	22.012	95.188
57042000	Tiles, having a maximum surface area exceeding 0.3 m2 but not exceeding 1 m2; of felt, not tufted or flocked, won made up	1	1	1	1
57049000	Tiles, having a minimum surface area exceeding 1 m2; of felt, not tufted or flocked, whether or not made up	188.941	863.505	364.054	1.525.111
57050011	Prayer rugs of cotton, whether or not made up; other than those of heading 5701-5704	675	11.132	2.334	44.414
57050019	Carpets and other textile floor coverings, whether or not made up; of cotton; other than those of heading 5701-5704; other than prayer rug	2.977	13.011	6.979	22.598
57050021	Nonwoven floor coverings, of a kind used for motor vehicles of heading 8702, 8703 or 8704; other than those of heading 5701-5704; of jute fibres	-	195	-	360
57050029	Carpets and other textile floor coverings, other than those of heading 5701-5704; of jute fibres; other than those of HS 57050021	6.529	26.192	32.948	132.613
57050091	Prayer rugs other than those of heading 5701-5704; other than of cotton or of jute fibres	220	402	1.599	2.121
57050092	Nonwoven floor coverings, of a kind used for motor vehicles of heading 8702, 8703 or 8704; other than of cotton or of jute fibres; other than those of heading 5701-5704	91.130	601.240	568.071	4.012.952
57050099	Carpet and other textile floor coverings, whether or not made up, other than those of heading 5701-5704; other than of cotton or of jute fibres; n.e.c in heading 5705	41.798	274.310	276.287	1.435.718
58011090	Woven pile fabrics and chenille fabrics, other than fabrics of heading 5802 or 5806; of wool or fine animal hair; other than coated, covered or laminated	-	173	-	2.993
58012190	Uncut weft pile fabrics, woven, other than fabrics of heading 5802 or 5806; other than coated, covered or laminated; of cotton	150	151	3.000	3.000
58012210	Woven pile fabrics, other than fabrics of heading 5802 or 5806; cut corduroy; coated, covered or laminated; of cotton	-	16	-	1
58012290	Woven pile fabrics, other than fabrics of heading 5802 or 5806; cut corduroy; other than coated, covered or laminated; of cotton	44	659	573	16.347
58012710	Warp pile fabrics, other than fabrics of heading 5802 or 5806; coated, covered or laminated; of cotton	589	1.312	604	1.095
58013610	Chenille fabrics, other than fabrics of heading 5802 or 5806; of man-made fibres; coated, covered or laminated	-	748	-	3.033
58013690	Chenille fabrics, other than fabrics of heading 5802 or 5806; of man-made fibres; other than coated, covered or laminated	-	3.237	-	17.411
58013711	Warp pile fabrics; coated, covered or laminated; with cut pile	-	18.762	-	201.181
58013712	Warp pile fabrics; coated, covered or laminated; with uncut pile	6.587	42.053	92.488	673.896
58019019	Woven pile fabrics and chenille fabrics, other than fabrics of heading 5802 or 5806; of silk; of other textile materials; other than coated, covered or laminated	108	108	180	180
58019099	Woven pile fabrics and chenille fabrics, other than fabrics of heading 5802 or 5806; other than of silk; other than coated, covered or laminated	319	2.739	423	3.959
58021090	Terry towelling and similar woven terry fabrics, of cotton; bleached	32	517	360	2.341
58022090	Terry towelling and similar woven terry fabrics, of other textile materials; other than of wool or fine animal hair	-	43	-	630

Tabel 3 : Ekspor Indonesia menurut Komoditi (Kode HS 8 digit)

Juni 2023

Kode H S	Uraian golongan barang	Berat bersih (Kg)		Nilai F.O.B. (U S \$)	
		Bulan ini	Kumulatif	Bulan ini	Kumulatif
		(1)	(2)	(3)	(4)
58023020	Tufted textile fabrics, other than products of heading 5703; woven, of cotton or of man-made fibres	-	1.387	-	2.950
58023090	Tufted textile fabrics, other than heading 5703, other than of impregnated, coated or covered, of woven, of cotton or of man-made fibres or of other materials	6	399	190	5.923
58030010	Gauze, other than narrow fabrics of heading 5806; made of cotton	2.571	16.429	6.148	30.080
58030090	Gauze, other than narrow fabrics of heading 5806; other than of cotton, of man made fibres or of wool or fine animal hair	3.230	41.783	9.990	127.452
58041019	Tulles and other net fabrics, other than fabrics of headings 6002 to 6006; of silk; other than impregnated, coated, covered or laminated	2	31	101	448
58041021	Tulles and other net fabrics, other than fabrics of headings 6002 to 6006; of cotton; impregnated, coated, covered or laminated	-	1	-	0
58041029	Tulles and other net fabrics, other than fabrics of headings 6002 to 6006; of cotton; other than impregnated, coated, covered or laminated	-	1	-	100
58041099	Tulles and other net fabrics, other than fabrics of headings 6002 to 6006; other than of silk or of cotton; other than impregnated, coated, covered or laminated	17.735	78.548	118.398	557.633
58042110	Mechanically made lace; of man-made fibres; impregnated, coated, covered or laminated	-	3	-	52
58042190	Mechanically made lace; of man-made fibres; other than impregnated, coated, covered or laminated	27.536	173.914	245.983	1.771.411
58042910	Mechanically made lace; of other textile materials; impregnated, coated, covered or laminated	-	0	-	1
58042990	Mechanically made lace; of other textile materials; other than impregnated, coated, covered or laminated	609	1.421	10.685	14.283
58043000	Hand-made lace	94	493	537	6.876
58050010	Hand-woven tapestries of the type Gobelins, Flanders, Aubusson, Beauvais and the like, and needle-worked tapestries (for example, petit point, cross stitch), whether or not made up; of cotton	-	121	-	1.600
58050090	Hand-woven tapestries of the type Gobelins, Flanders, Aubusson, Beauvais and the like, and needle-worked tapestries (for example, petit point, cross stitch), whether or not made up; oth than of cotton	182	373	2.982	6.894
58061090	Woven pile fabrics (including terry towelling and similar terry fabrics) and chenille fabrics other than goods of heading 5807; other than of silik or of cotton	14.127	14.382	51.698	63.704
58062010	Tape of a kind used to wrap the grips or handles of sports equipment; containing by weight 5 % or more of elastomeric yarn or rubber thread	28.126	178.254	1.002.927	6.488.082
58062090	Narrow woven fabrics, oth thn goods of heading 5807; containing by weight 5 % or more of elastomeric yarn or rubber thread; oth than tape of a kind use to wrap the grips or handles of sports equipment	45.715	232.694	733.587	3.397.764
58063110	Narrow woven fabrics suitable for the manufacture of inked ribbons for typewriters or similar machines; other woven fabrics; of cotton	-	2	-	16
58063120	Backing of a kind used for electrical insulating paper; other woven fabrics; of cotton	-	1.000	-	5.049
58063190	Other woven fabrics of cotton; other than those of HS 58063110 - 58063130	2.044	5.637	10.793	26.667
58063210	Narrow woven fabrics suitable for the manufacture of inked ribbons for typewriters or similar machines; safety seat belt fabrics; other woven fabrics; of man-made fibres	2	1.540	112	486
58063250	Ribbons of a kind used for making slide fasteners and of a width not exceeding 12 mm; other woven fabrics; of man-made fibres	358	360	7.308	7.329

Tabel 3 : Ekspor Indonesia menurut Komoditi (Kode HS 8 digit)

Juni 2023

Kode H S	Uraian golongan barang	Berat bersih (Kg)		Nilai F.O.B. (U S \$)	
		Bulan ini	Kumulatif	Bulan ini	Kumulatif
		(1)	(2)	(3)	(4)
58063290	Other woven fabrics of man-made fabrics; other than those of HS 58063210 or 58063240 or 58063250	23.005	100.339	166.365	734.887
58063910	Other woven fabrics; of other textile materials; of silk	163	823	4.434	23.003
58063992	Narrow woven fabrics suitable for the manufacture of inked ribbons for typewriters or similar machines; other than of silk; of other than materials	-	1	-	4
58063993	Ribbons of a kind used for making slide fasteners and of a width not exceeding 12 mm; other than of silk; of other textile materials	-	1	-	8
58063999	Other woven fabrics of other textile materials; other than silk; other than those of HS 58063991 - 58063993	21	58.375	4.178	282.659
58064000	Fabrics consisting of warp without weft assembled by means of an adhesive (bolducs)	34	34	563	563
58071000	Labels, badges and similar articles of textile materials, in the piece, in strips or cut to shape or size, not embroidered; woven	181	5.111	1.956	475.994
58079010	Labels, badges and similar articles of textile materials, in the piece, in strips or cut to shape or size, not embroidered; of nonwoven fabrics	3	24	5	3.323
58079090	Labels, badges and similar articles of textile materials, in the piece, in strips or cut to shape or size, not embroidered; other than woven or of nonwoven fabrics	881	31.933	38.441	326.912
58081010	Braids in the piece; combined with rubber thread	7	421	73	9.257
58081090	Braids in the piece; other than combined with rubber thread	129	1.207	385	11.831
58089010	Ornamental trimmings in the piece, without embroidery, other than knitted or crocheted; tassels, pompons and similar articles; combined with rubber thread	2	12	18	177
58089090	Ornamental trimmings in the piece, without embroidery, other than knitted or crocheted; tassels, pompons and similar articles; other than combined with rubber thread	566	6.081	2.463	37.692
58090000	Woven fabrics of metal thread and woven fabrics of metallised yarn of heading 5605, of a kind used in apparel, as furnishing fabrics or for similar purposes, not elsewhere specified or included	137	356	2.672	8.012
58101000	Embroidery without visible ground, in the piece, in strips or in motifs	503	10.087	51.635	563.530
58109100	Embroidery with visible ground; of cotton; in the piece, in strips or in motifs	5.424	14.223	79.751	162.865
58109200	Embroidery with visible ground; of man-made fibres; in the piece, in strips or in motifs	7.635	11.551	169.867	251.718
58109900	Embroidery with visible ground; of other textile materials; in the piece, in strips or in motifs	16.572	65.602	61.571	494.449
58110010	Quilted textile products in the piece, composed of one/more layers of textile materials assembled w/padding by stitching/otherwise, oth thn embroidery of heading 5810; of wool/fine/coarse animal hair	-	34	-	1.587
58110090	Quilted textile products in the piece, composed of one or more layers of textile materials assembled with padding by stitching/otherwise; oth than embroidery of heading 5810; n.e.c. in heading 5811	3	11.161	43	326.099
59011000	Textile fabrics coated with gum or amylaceous substances, of a kind used for the outer covers of books or the like	9.628	48.853	45.802	220.503
59019010	Textile fabrics coated with gum or amylaceous substances; tracing cloth	-	540	-	150
59019020	Textile fabrics coated with gum or amylaceous substances; prepared painting canvas	1.401	7.174	8.381	68.040
59019090	Textile fabrics coated with gum or amylaceous substances; buckram and simiilar stiffened textile fabrics of a kind used for hat foundations	642	4.743	6.330	48.783
59021019	Tyre cord fabric of high tenacity yarn; of nylon or other polyamides; of chafer fabric, rubberised; other than of nylon-6 yarn	438	1.083	6.390	11.513

Tabel 3 : Ekspor Indonesia menurut Komoditi (Kode HS 8 digit)

Juni 2023

Kode H S	Uraian golongan barang	Berat bersih (Kg)		Nilai F.O.B. (U S \$)	
		Bulan ini	Kumulatif	Bulan ini	Kumulatif
		(1)	(2)	(3)	(4)
59021091	Tyre cord fabric of high tenacity yarn; of nylon or other polyamides; other than chafer fabric, rubberised; of nylon-6 yarn	438.245	3.992.222	2.406.049	21.912.385
59021099	Tyre cord fabric of high tenacity yarn; of nylon or other polyamides; other than chafer fabric, rubberised; other than nylon-6 yarn	70	139	1.817	3.268
59022020	Tyre cord fabric of high tenacity yarn; of polyester; of chafer fabric, rubberised	748	9.614	5.640	117.804
59022099	Tyre cord fabric of high tenacity yarn of polyester; other than of chafer fabric, rubberised or containing cotton	987.648	5.689.649	3.094.514	17.604.844
59029000	Tyre cord fabric of high tenacity yarn; other than of nylon or other polyamides; other than of polyester	-	1	-	81
59031010	Textile fabrics impregnated, coated, covered or laminated with poly (vinyl chloride), other than those of heading 5902; with polyurethane; interlining	45.622	330.180	157.039	1.502.346
59031090	Textile fabrics impregnated, coated, covered or laminated with poly (vinyl chloride), other than those of heading 5902; with polyurethane; other than interlining	24.182	322.313	207.902	2.498.916
59032000	Textile fabrics impregnated, coated, covered or laminated with plastics, other than those of heading 5902; with polyurethane	172.145	932.555	1.816.204	10.069.306
59039010	Canvas-type fabrics impregnated, coated, covered or laminated with nylon or other polyamides	3	6.714	57	46.869
59039090	Textile fabrics impregnated, coated, covered or laminated with plastics, other than those of heading 5902; n.e.c. in heading 5903	18.437	155.766	136.512	942.668
59041000	Linoleum, whether or not cut to shape	-	577	-	5.678
59050090	Textile wall coverings; other than of wool or fine or coarse animal hair	122	2.119	6.350	115.715
59061000	Adhesive tape of a width not exceeding 20 cm	182.603	1.245.857	742.231	4.993.512
59069100	Rubberised textile fabrics, other than those of heading 5902; knitted or crocheted; other than adhesive tape of a width not exceeding 20 cm	0	784	14	31.139
59069990	Rubberised textile fabrics, other than those of heading 5902; n.e.c. in heading 5906	132.848	655.944	456.748	2.371.394
59070010	Fabrics impregnated, coated or covered with oil or oil-based preparations	-	11	-	1.252
59070030	Fabrics impregnated, coated or covered with fire resistant substances	29	32	2.199	2.451
59070040	Fabrics impregnated, coated or covered with flock velvet, the entire surface of which is covered with textile flock	-	3.750	-	18.668
59070090	Textile fabrics otherwise impregnated, coated or covered; painted canvas being theatrical scenery, studio back-cloths or the like; n.e.c. in heading 5907	6	379	55	36.027
59080090	Textile woven, plaited or knitted, for lamps, stoves, lighters, candles or the like; tubular knitted gas mantle fabric therefor, whether or not impregnated	204	471	202	452
59090090	Textile hosepiping and similar textile tubing, with or without lining, armour or accessories of other materials; other than fire hoses	-	60	-	1.261
59100000	Transmission or conveyor belts or belting, of textile material, whether or not impregnated, coated, covered or laminated with plastics, or reinforced with metal or other material	96	2.222	2.963	186.962
59111000	Textile fabrics, felt&felt-lined woven fabrics, coat/cover w/ rubber, leather/oth, used for card clothing& technic purpose	151	2.488	100	9.795
59112000	Bolting cloth, whether or not made up	4.252	25.022	237.237	1.412.415
59113100	Textile fabrics and felts, endless or fitted with linking devices, used in paper-making or similar machines, weighing less than 650 g/m2	-	150	-	4.391
59114000	Filtering or straining cloth of a kind used in oil presses or the like, including that of human hair	0	23	6	408

Tabel 3 : Ekspor Indonesia menurut Komoditi (Kode HS 8 digit)

Juni 2023

Kode H S	Uraian golongan barang	Berat bersih (Kg)		Nilai F.O.B. (U S \$)	
		Bulan ini	Kumulatif	Bulan ini	Kumulatif
(1)	(2)	(3)	(4)	(5)	(6)
59119010	Textile products and articles, for technical uses, specified in Note 8 to this Chapter; gaskets and seals	67	2.092	1.500	36.445
59119090	Textile products and articles, for technical uses, specified in Note 8 to this Chapter; other than gaskets and seals	105.213	511.292	652.526	4.301.604
60011000	"Long pile" fabrics, knitted or crocheted	29.874	358.292	266.961	3.332.999
60012100	Looped pile fabrics; of cotton; knitted or crocheted	17.987	28.760	173.363	312.026
60012200	Looped pile fabrics; of man made fibres; knitted or crocheted	3.320	110.082	42.406	1.059.541
60012900	Looped pile fabrics; of other textile materials; knitted or crocheted	53	2.337	353	3.560
60019100	Pile fabrics, other than long pile fabrics and looped pile fabric; of cotton; knitted or crocheted	-	545	-	877
60019220	Pile fabrics of 100 % polyester staple fibres, of a width not less than 635 mm but not more than 762 mm, suitable for use in the manufacture of paint rollers; of man-made fibres	80	1.124	420	11.845
60019290	Pile fabrics, oth than long pile fabrics & looped pile; of man-made fibre; oth than pile fabrics of 100 % polyester staple fibres, of a width ≥ 635 mm but ≤ 762 mm & cont elastomeric yarn/rubber thread	22.380	169.838	176.930	1.097.271
60019900	Pile fabrics, other than "long pile" fabrics or looped pile fabric, knitted or crocheted; of other textile materials	51	294	1.714	9.217
60024000	Knitted or crocheted fabrics; containing by weight 5 % or more of elastomeric yarn or rubber thread, other than those of heading 6001	-	15	-	339
60029000	Knitted or crocheted fabrics of a width not exceeding 30 cm, of elastomeric yarn or rubber thread, other than those of heading 6001	17.366	49.389	186.541	528.426
60032000	Knitted or crocheted fabrics of a width not exceeding 30 cm, other than those of heading 6001 or 6002; of cotton	109	714	186	2.158
60033000	Knitted or crocheted fabrics of a width not exceeding 30 cm, other than those of heading 6001 or 6002; of synthetic fibres	-	273	-	16.589
60039000	Knitted or crocheted fabrics of a width not exceeding 30 cm, other than those of heading 6001 or 6002; n.e.c. in heading 6003	-	17	-	443
60041010	Knitted or crocheted fabrics of a width exceeding 30 cm, containing by weight 5 % or more but not more than 20 % of elastomeric yarn but not containing rubber thread, other than those of heading 6001	3.662	123.023	29.951	893.224
60041090	Knitted or crocheted fabrics of a width exceeding 30 cm, containing by weight more than 20 % of elastomeric yarn but not containing rubber thread; other than those of heading 6001	253.495	1.369.701	1.913.660	8.983.893
60049000	Knitted or crocheted fabrics of a width exceeding 30 cm, containing by weight 5 % or more of elastomeric yarn containing rubber thread, other than those of heading 6001	134.526	673.733	1.462.601	7.378.998
60052100	Warp knit fabrics (including those made on galloon knitting machines), other than those of headings 6001 to 6004; of cotton; unbleached or bleached	1.708	8.330	44.457	49.958
60052200	Warp knit fabrics (including those made on galloon knitting machines), other than those of headings 6001 to 6004; of cotton; dyed	3.196	71.583	40.858	320.154
60053500	Warp knit fabrics (including those made on galloon knitting machines), other than those of headings 6001 to 6004; of synthetic fibres; fabrics specified in Subheading Note 1 to this Chapter	-	116	-	1.770
60053610	Knitted swimwear fabrics of polyester and polybutylene terephthalate in which polyester predominates by weight; unbleached or bleached; other than those of heading 6001 to 6004	41	1.697	1.133	19.552
60053690	Warp knit fabrics (incl those made on galloon knitting machines), other than those of headings 6001 to 6004; of synthetic fibres; unbleached or bleached; other than those of HS 60053610	53	15.245	254	86.535

Tabel 3 : Ekspor Indonesia menurut Komoditi (Kode HS 8 digit)

Juni 2023					
Kode H S	Uraian golongan barang	Berat bersih (Kg)		Nilai F.O.B. (U S \$)	
		Bulan ini	Kumulatif	Bulan ini	Kumulatif
(1)	(2)	(3)	(4)	(5)	(6)
60053710	Knitted swimwear fabrics of polyester and polybutylene terephthalate in which polyester predominates by weight; dyed; other than those of heading 6001 to 6004	-	22	-	140
60053790	Warp knit fabrics (incl those made on galloon knitting machines), other than those of headings 6001 to 6004; of synthetic fibres; dyed; other than those of HS 60053710	4.666	113.799	54.808	731.431
60053890	Warp knit fabrics (incl those made on galloon knitting machines), other than those of headings 6001 to 6004; of synthetic fibres; of yarns of different colours; other than those of HS 60053810	23.621	110.354	59.853	299.617
60053910	Knitted swimwear fabrics of polyester and polybutylene terephthalate in which polyester predominates by weight; printed	-	9.558	-	406.212
60053990	Warp knit fabrics (incl those made on galloon knitting machines), other than those of headings 6001 to 6004; of synthetic fibres; printed; other than those of HS 60053910	58	253	1.337	5.883
60054200	Warp knit fabrics (including those made on galloon knitting machines), other than those of headings 6001 to 6004; of artificial fibres; dyed	-	681	-	7.124
60059010	Warp knit fabrics (including those made on galloon knitting machines), oth than in headings 6001-6004; oth than of cotton or of synthetic fibres or of artificial fibres; of wool or fine animal hair	-	11	-	96
60059090	Warp knit fabrics (incl those made on galloon knitting machines), oth than in headings 6001-6004; oth than of cotton or of synthetic fibres or of artificial fibres; oth than of wool/ fine animal hair	400	5.071	1.723	20.435
60061000	Fabrics; knitted or crocheted fabrics, other than those of headings 6001 to 6005; of wool or fine animal hair	1	3	20	86
60062100	Fabrics; knitted or crocheted fabrics, other than those of headings 6001 to 6005; of cotton; unbleached or bleached	3.774	20.291	30.340	147.528
60062200	Fabrics; knitted or crocheted fabrics, other than those of headings 6001 to 6005; of cotton; dyed	353.650	1.808.358	3.166.281	11.892.817
60062300	Fabrics; knitted or crocheted fabrics, other than those of headings 6001 to 6005; of cotton; of yarn of different colours	3.436	12.511	38.786	114.858
60062400	Fabrics; knitted or crocheted fabrics, other than those of headings 6001 to 6005; of cotton; printed	4.705	35.858	86.407	451.197
60063110	Knitted or crocheted fabrics, other than those of headings 6001 to 6005 ; of synthetic fibres; nylon fibre mesh of a kind used as backing material for mosaic tiles; unbleached or bleached	-	72	-	1.201
60063120	Knitted or crocheted fabrics, other than those of headings 6001 to 6005; of synthetic fibres; elastic (combined with rubber threads); unbleached or bleached	22	69	159	470
60063190	Knitted or crocheted fabrics, other than of headings 6001 to 6005; of synthetic fibres; unbleached or bleached; other than those of HS 60063110 or 60063120	186.196	871.575	985.347	4.489.666
60063210	Knitted or crocheted fabrics, other than those of headings 6001 to 6005; of synthetic fibres; nylon fibre mesh of a kind used as backing material for mosaic tiles; dyed	2	979	9	9.384
60063220	Knitted or crocheted fabrics, other than those of headings 6001 to 6005; of synthetic fibres; elastic (combined with rubber threads); dyed	10.378	16.534	1.226	1.887
60063290	Knitted or crocheted fabrics, other than of headings 6001 to 6005; of synthetic fibres; dyed; other than those of HS 60063210 or 60063220	107.439	696.616	878.392	5.087.303
60063390	Knitted or crocheted fabrics, other than of headings 6001 to 6005; of synthetic fibres; of yarns of different colours; other than those of HS 60063310	89.673	723.124	465.697	3.382.284
60063490	Knitted or crocheted fabrics, other than of headings 6001 to 6005; of synthetic fibres; printed; other than those of HS 60063410	171	8.136	1.866	26.872

Tabel 3 : Ekspor Indonesia menurut Komoditi (Kode HS 8 digit)

Juni 2023

Kode H S	Uraian golongan barang	Berat bersih (Kg)		Nilai F.O.B. (U S \$)	
		Bulan ini	Kumulatif	Bulan ini	Kumulatif
(1)	(2)	(3)	(4)	(5)	(6)
60064190	Knitted or crocheted fabrics, other than those of headings 6001 to 6005; of artificial fibres; other than elastic (combined with rubber threads); unbleached or bleached	10	561	30	634
60064210	Knitted or crocheted fabrics, other than those of headings 6001 to 6005; of artificial fibres; elastic (combined with rubber threads); dyed	-	6	-	29
60064290	Knitted or crocheted fabrics, other than those of headings 6001 to 6005; of artificial fibres; other than elastic (combined with rubber threads); dyed	1	4.348	4	3.861
60064310	Knitted or crocheted fabrics, other than those of headings 6001 to 6005; of artificial fibres; elastic (combined with rubber threads); of yarn of different colours	-	0	-	2
60064390	Knitted or crocheted fabrics, other than those of headings 6001 to 6005; of artificial fibres; other than elastic (combined with rubber threads); of yarn of different colours	-	54	-	29
60064490	Knitted or crocheted fabrics, other than those of headings 6001 to 6005; of artificial fibres; other than elastic (combined with rubber threads); printed	-	3	-	7
60069000	Knitted or crocheted fabrics, other than those of headings 6001 to 6005; other than of wool or animal hair or of cotton or of synthetic fibres or of artificial fibres	26.915	322.869	147.194	1.577.510
61012000	Men's or boys' overcoats, car-coats, capes, cloaks, anoraks (including ski-jackets), wind-cheaters, wind-jackets and similar articles, knitted or crocheted, other than those of heading 6103; of cotton	162.042	760.851	2.618.406	12.720.342
61013000	Men's or boys' overcoats, car-coats, capes, cloaks, anoraks (incl ski-jackets), wind-cheaters, wind-jackets and similar articles, knitted /crocheted, oth than those of heading 6103; of man-made fibres	103.518	427.855	2.837.496	10.147.800
61019000	Men's or boys' overcoats, car-coats, capes, cloaks, anoraks (incl ski-jackets), wind-cheaters, wind-jackets & similar articles, knitted/crocheted, oth than those of heading 6103; of other textile materials	138.699	547.175	4.049.394	16.937.234
61021000	Women's or girls' overcoats, car-coats, capes, cloaks, anoraks (incl ski-jackets), wind-cheaters, wind-jackets & similar articles, knitted/crocheted, oth than those of heading 6104; of wool/fine animal hair	1	204	308	6.799
61022000	Women's or girls' overcoats, car-coats, capes, cloaks, anoraks (incl ski-jackets), wind-cheaters, wind-jackets and similar articles, knitted or crocheted, oth than those of heading 6104; of cotton	328.488	1.800.786	4.965.838	31.250.514
61023000	Women's or girls' overcoats, car-coats, capes, cloaks, anoraks (incl ski-jackets), wind-cheaters, wind-jackets & similar articles, knitted/crocheted, oth than those of heading 6104; of man-made fibres	219.758	675.649	6.337.453	16.648.433
61029000	Women's or girls' overcoats, car-coats, capes, cloaks, anoraks (incl ski-jackets), wind-cheaters, wind-jackets & similar articles, knitted/crocheted, oth than those of heading 6104; of oth textile materials	33.269	131.223	836.765	3.079.999
61031000	Men's or boys' suits, knitted or crocheted	63.101	143.939	710.011	2.238.427
61032200	Men's or boys' ensembles, knitted or crocheted; of cotton	17.966	303.871	422.786	7.824.597
61032300	Men's or boys' ensembles, knitted or crocheted; of synthetic fibres	1.233	2.402	12.488	53.105
61032900	Men's or boys' ensembles, knitted or crocheted; of other textile materials	2.964	75.788	162.824	2.354.281
61033100	Men's or boys' jackets and blazers, knitted or crocheted; of wool or fine animal hair	-	11	-	4.244
61033200	Men's or boys' jackets and blazers, knitted or crocheted; of cotton	73.168	182.865	1.588.027	3.510.520
61033300	Men's or boys' jackets and blazers, knitted or crocheted; of cotton	20.550	67.297	930.209	2.485.551

Tabel 3 : Ekspor Indonesia menurut Komoditi (Kode HS 8 digit)

Juni 2023

Kode H S	Uraian golongan barang	Berat bersih (Kg)		Nilai F.O.B. (U S \$)	
		Bulan ini	Kumulatif	Bulan ini	Kumulatif
(1)	(2)	(3)	(4)	(5)	(6)
61033910	Men's or boys' jackets and blazers, knitted or crocheted; of other textile materials; ramie, linen or silk	131	1.126	5.471	38.513
61033990	Men's or boys' jackets and blazers, knitted or crocheted; of other textile materials; other than of ramie, linen or silk	86.436	275.711	2.138.041	7.675.850
61034100	Men's or boys' trousers, bib and brace overalls, breeches and shorts (other than swimwear), knitted or crocheted; of wool or fine animal hair	-	521	-	55.858
61034200	Men's or boys' trousers, bib and brace overalls, breeches and shorts (other than swimwear), knitted or crocheted; of cotton	1.123.098	4.378.173	19.578.859	76.300.019
61034300	Men's or boys' trousers, bib and brace overalls, breeches and shorts (other than swimwear), knitted or crocheted; of synthetic fibres	310.933	1.524.764	8.444.569	41.329.550
61034900	Men's or boys' trousers, bib and brace overalls, breeches and shorts (other than swimwear), knitted or crocheted; of other textile materials	128.072	1.242.463	2.788.841	28.116.951
61041300	Women's or girls' suits, knitted or crocheted; of synthetic fibres	3.803	7.553	82.357	221.180
61041920	Women's or girls' suits, knitted or crocheted; of other textile materials; of cotton	40	30.861	151	693.673
61041990	Women's or girls' suits, knitted or crocheted; of other textile materials; other than of cotton	55.141	386.217	1.055.923	6.749.322
61042200	Women's or girls' ensembles, knitted or crocheted; of cotton	454	25.435	15.291	952.286
61042300	Women's or girls' ensembles, knitted or crocheted; of synthetic fibres	4.070	48.032	59.975	1.254.612
61042900	Women's or girls' ensembles, knitted or crocheted; of other textile materials	61	3.493	1.320	66.048
61043100	Women's or girls' jackets and blazers, knitted or crocheted; of wool or fine animal hair	5.801	5.815	306.614	335.567
61043200	Women's or girls' jackets and blazers, knitted or crocheted; of cotton	40.057	128.111	1.554.673	4.128.417
61043300	Women's or girls' jackets and blazers, knitted or crocheted; of synthetic fibres	85.605	194.445	1.979.772	5.464.236
61043900	Women's or girls' jackets and blazers, knitted or crocheted; of other textile materials	15.368	85.779	348.789	2.102.437
61044100	Women's or girls' dresses, knitted or crocheted; of wool or fine animal hair	1	1	2	122
61044200	Women's or girls' dresses, knitted or crocheted; of cotton	155.803	1.546.202	3.787.745	34.219.055
61044300	Women's or girls' dresses, knitted or crocheted; of synthetic fibres	198.049	1.081.008	3.515.671	18.108.091
61044400	Women's or girls' dresses, knitted or crocheted; of artificial fibres	31.771	326.645	579.346	5.929.720
61044900	Women's or girls' dresses, knitted or crocheted; of other textile materials	356.151	2.431.418	2.349.172	15.699.561
61045100	Women's or girls' skirts and divided skirts, knitted or crocheted; of wool or fine animal hair	-	4	-	9.772
61045200	Women's or girls' skirts and divided skirts, knitted or crocheted; of cotton	80.140	284.185	953.170	6.220.307
61045300	Women's or girls' skirts and divided skirts, knitted or crocheted; of synthetic fibres	9.430	99.224	407.474	2.948.466
61045900	Women's or girls' skirts and divided skirts, knitted or crocheted; of other textile materials	13.485	89.864	338.771	1.684.545
61046100	Women's or girls' trousers, bib and brace overalls, breeches and shorts (other than swimwear), knitted or crocheted; of wool or fine animal hair	143	1.971	14.180	142.286
61046200	Women's or girls' trousers, bib and brace overalls, breeches and shorts (other than swimwear), knitted or crocheted; of cotton	1.505.420	6.898.099	26.797.584	133.617.443
61046300	Women's or girls' trousers, bib and brace overalls, breeches and shorts (other than swimwear), knitted or crocheted; of synthetic fibres	414.224	2.572.217	11.099.603	59.328.241

Tabel 3 : Ekspor Indonesia menurut Komoditi (Kode HS 8 digit)

Juni 2023

Kode H S	Uraian golongan barang	Berat bersih (Kg)		Nilai F.O.B. (U S \$)	
		Bulan ini	Kumulatif	Bulan ini	Kumulatif
		(1)	(2)	(3)	(4)
61046900	Women's or girls' trousers, bib and brace overalls, breeches and shorts (other than swimwear), knitted or crocheted; of other textile materials	253.927	1.126.625	5.913.246	30.490.597
61051000	Men's or boys' shirts, knitted or crocheted; of cotton	400.951	1.982.752	8.429.921	46.308.496
61052010	Men's or boys' shirts, knitted or crocheted; of man-made fibres; of synthetic fibres	54.102	599.452	1.795.236	19.733.770
61052020	Men's or boys' shirts, knitted or crocheted; of man-made fibres; of artificial fibres	54.936	494.804	1.382.630	13.680.660
61059000	Men's or boys' shirts, knitted or crocheted; of other textile materials	37.489	248.855	560.821	2.295.921
61061000	Women's or girls' blouses, shirts and shirt-blouses, knitted or crocheted; of cotton	177.802	1.863.295	3.797.608	40.384.369
61062000	Women's or girls' blouses, shirts and shirt-blouses, knitted or crocheted; of man-made fibres	155.160	1.106.392	4.008.292	26.390.775
61069000	Women's or girls' blouses, shirts and shirt-blouses, knitted or crocheted; of other textile materials	107.216	273.170	1.881.722	6.512.972
61071100	Men's or boys' underpants and briefs, knitted or crocheted; of cotton	41.578	288.149	887.224	5.451.490
61071200	Men's or boys' underpants and briefs, knitted or crocheted; of man-made fibres	70.983	378.405	1.637.152	8.469.474
61071900	Men's or boys' underpants and briefs, knitted or crocheted; of other textile materials	5.454	70.386	89.543	1.584.695
61072100	Men's or boys' nightshirts and pyjamas, knitted or crocheted; of cotton	3.371	5.354	59.738	129.683
61072200	Men's or boys' nightshirts and pyjamas, knitted or crocheted; of man-made fibres	48	3.698	4.525	128.230
61072900	Men's or boys' nightshirts and pyjamas, knitted or crocheted; of other textile materials	7.430	8.344	55.261	63.560
61079100	Men's or boys' bathrobes, dressing gowns and similar articles, knitted or crocheted; of cotton	31.489	343.849	170.431	2.666.714
61079900	Men's or boys' bathrobes, dressing gowns and similar articles, knitted or crocheted; of other textile materials	1.900	6.813	61.812	99.558
61081100	Women's or girls' slips and petticoats, knitted or crocheted; of man-made fibres	352	14.460	16.543	491.940
61081920	Women's or girls' slips and petticoats, knitted or crocheted; of other textile materials; of wool or fine animal hair	-	1	-	29
61081930	Women's or girls' slips and petticoats, knitted or crocheted; of other textile materials; of cotton	1	458	16	248.926
61081940	Women's or girls' slips and petticoats, knitted or crocheted; of other textile materials; of silk	0	33	8	2.720
61081990	Women's or girls' slips and petticoats, knitted or crocheted; of other textile materials; other than of wool or fine animal hair, of cotton and of silk	3.899	59.169	115.839	1.156.967
61082100	Women's or girls' briefs and panties, knitted or crocheted; of cotton	16.982	189.482	577.740	6.027.119
61082200	Women's or girls' briefs and panties, knitted or crocheted; of man-made fibres	107.900	696.709	6.055.099	32.206.550
61082900	Women's or girls' briefs and panties, knitted or crocheted; of other textile materials	52.062	375.380	891.569	6.811.154
61083100	Women's or girls' nightdresses and pyjamas, knitted or crocheted; of cotton	32.962	204.377	965.342	4.312.400
61083200	Women's or girls' nightdresses and pyjamas, knitted or crocheted; of man-made fibres	112.844	360.304	3.166.117	8.987.382
61083900	Women's or girls' nightdresses and pyjamas, knitted or crocheted; of other textile materials	61	495	4.761	17.516
61089100	Women's or girls' negligees, bathrobes, dressing gowns and similar articles, knitted or crocheted; of cotton	22.283	127.553	473.723	2.745.768
61089200	Women's or girls' negligees, bathrobes, dressing gowns and similar articles, knitted or crocheted; of man-made fibres	8.716	64.798	370.310	1.976.762
61089900	Women's or girls' negligees, bathrobes, dressing gowns and similar articles, knitted or crocheted; of other textile materials	68	2.851	1.447	52.949

Tabel 3 : Ekspor Indonesia menurut Komoditi (Kode HS 8 digit)

		Juni 2023			
Kode H S	Uraian golongan barang	Berat bersih (Kg)		Nilai F.O.B. (U S \$)	
		Bulan ini	Kumulatif	Bulan ini	Kumulatif
(1)	(2)	(3)	(4)	(5)	(6)
61091010	T-shirts, singlets and other vests, knitted or crocheted; of cotton; for men or boys	640.191	6.222.168	5.128.779	55.975.751
61091020	T-shirts, singlets and other vests, knitted or crocheted; of cotton; for women or girls	272.260	1.699.069	6.276.950	38.885.816
61099010	T-shirts, singlets and other vests, knitted or crocheted; of other textile materials; for men or boys, of ramie, linen or silk	204.055	892.920	2.391.856	14.817.949
61099020	T-shirts, singlets and other vests, knitted or crocheted; of other textile materials; for men or boys, of other textile materials	378.065	2.367.904	9.879.914	65.686.873
61099030	T-shirts, singlets and other vests, knitted or crocheted; of other textile materials; for women or girls	542.166	2.630.837	11.015.652	50.297.436
61101100	Jerseys, pullovers, cardigans, waistcoats and similar articles, knitted or crocheted; of wool	4.556	11.894	159.470	718.497
61101200	Jerseys, pullovers, cardigans, waistcoats and similar articles, knitted or crocheted; of kashmir (cashmere) goats	-	5	-	7.227
61101900	Jerseys, pullovers, cardigans, waistcoats and similar articles, knitted or crocheted; other than of wool and of kashmir (cashmere) goats	25.231	163.873	366.663	2.196.822
61102000	Jerseys, pullovers, cardigans, waistcoats and similar articles, knitted or crocheted; of cotton	3.988.471	14.369.114	72.749.973	298.467.356
61103000	Jerseys, pullovers, cardigans, waistcoats and similar articles, knitted or crocheted; of man-made fibres	1.348.271	4.547.005	30.033.189	113.683.584
61109000	Jerseys, pullovers, cardigans, waistcoats and similar articles, knitted or crocheted; of other textile materials	295.841	1.429.279	5.596.383	30.174.450
61112000	Babies' garments and clothing accessories, knitted or crocheted; of cotton	595.647	1.563.256	14.250.459	38.594.423
61113000	Babies' garments and clothing accessories, knitted or crocheted; of synthetic fibres	40.094	162.760	828.328	3.953.271
61119010	Babies' garments and clothing accessories, knitted or crocheted; of other textile materials; of wool or fine animal hair	-	20.663	-	28.921
61119090	Babies' garments and clothing accessories, knitted or crocheted; of other textile materials; other than of wool or fine animal hair	49.415	166.419	809.716	1.771.583
61121100	Track suits, knitted or crocheted; of cotton	7.651	35.760	202.550	1.010.734
61121200	Track suits, knitted or crocheted; of synthetic	69.951	358.929	1.189.927	7.129.732
61121900	Track suits, knitted or crocheted; of other textile materials	78	21.174	4.043	269.011
61122000	Ski suits, knitted or crocheted	-	11.198	-	870.971
61123100	Men's or boys' swimwear, knitted or crocheted; of synthetic fibres	19.846	44.044	366.079	1.157.020
61123900	Men's or boys' swimwear, knitted or crocheted; of other textile materials	61	5.973	4.145	219.140
61124110	Women's or girls' swimwear; mastectomy swimwear (post breast surgery swimwear); of synthetic fibres	63.968	509.855	1.830.332	15.936.957
61124190	Women's or girls' swimwear; other than mastectomy swimwear (post breast surgery swimwear); of synthetic fibres	47.943	470.190	1.730.084	21.781.539
61124910	Women's or girls' swimwear; mastectomy swimwear (post breast surgery swimwear); of other textile materials	-	17	-	7.246
61124990	Women's or girls' swimwear; other than mastectomy swimwear (post breast surgery swimwear); of other textile materials	336	67.949	38.114	3.592.013
61130010	Divers' suits (wetsuits), made up of knitted or crocheted fabrics of heading 5903, 5906 or 5907	-	748	-	15.086
61130030	Garments used for protection from fire, made up of knitted or crocheted fabrics of heading 5903, 5906 or 5907	-	45	-	319
61130040	Other protective work garments, made up of knitted or crocheted fabrics of heading 5903, 5906 or 5907	5	5	176	176

Tabel 3 : Ekspor Indonesia menurut Komoditi (Kode HS 8 digit)

Juni 2023

Kode H S	Uraian golongan barang	Berat bersih (Kg)		Nilai F.O.B. (U S \$)	
		Bulan ini	Kumulatif	Bulan ini	Kumulatif
(1)	(2)	(3)	(4)	(5)	(6)
61130090	Garments, made up of knitted or crocheted fabrics of heading 5903, 5906 or 5907; other than divers' suits (wetsuits) or garments used for protection from fire or other protective work garments	23.147	66.216	776.421	1.965.726
61142000	Other garments, knitted or crocheted; of cotton	102.945	1.001.469	2.018.675	22.531.798
61143020	Garments used for protection from fire, knitted or crocheted; of man made fibres	25.019	148.966	785.439	4.363.714
61143090	Other garments, knitted or crocheted; of man-made fibres; other than used for protection from fire	72.074	652.686	1.962.569	18.736.136
61149090	Other garments, knitted or crocheted; of other textile materials (other than of wool or fine animal hair)	101.086	782.652	1.033.765	8.470.381
61151090	Graduated compression hosiery, knitted or crocheted; other than stockings for varicose veins, of synthetic fibres	94	471	1.853	12.582
61152100	Panty hose and tights, knitted or crocheted of synthetic fibres, measuring per single yarn less than 67 decitex; other than graduated compression hosiery	486	2.007	31.619	102.812
61152200	Panty hose and tights, knitted or crocheted; of synthetic fibres, measuring per single yarn 67 decitex or more; other than graduated compression hosiery	1.411	6.477	51.422	233.624
61152910	Other panty hose and tights, knitted or crocheted; of cotton	12.195	13.795	180.272	224.048
61152990	Other panty hose and tights, knitted or crocheted; of other textile materials (other than of cotton)	87	2.434	1.464	117.344
61153010	Women's full-length or knee-length hosiery, measuring per single yarn less than 67 decitex, knitted or crocheted of cotton; other than graduated compression hosiery	-	1	-	3
61153090	Women's full-length or knee-length hosiery, measuring per single yarn less than 67 decitex, knitted or crocheted, other than of cotton; other than graduated compression hosiery	111	865	210	1.764
61159400	Footwear without applied soles, knitted or crocheted; of wool or fine animal hair	-	145	-	7
61159500	Footwear without applied soles, knitted or crocheted; of cotton	676.483	2.732.730	7.635.280	34.147.804
61159600	Footwear without applied soles, knitted or crocheted; of synthetic fibres	34.170	231.503	443.853	3.057.362
61159900	Footwear without applied soles, knitted or crocheted; of other textile materials (other than of wool or fine animal hair, cotton and synthetic fibres)	94.470	302.715	1.480.584	4.956.008
61161010	Drivers' gloves, knitted or crocheted; impregnated, coated, covered or laminated with plastics or rubber	1.237	14.061	95.896	763.626
61161090	Gloves, mittens and mitts, knitted or crocheted; impregnated, coated, covered or laminated with plastics or rubber; other than drivers' gloves	38.319	330.074	1.093.085	8.857.589
61169100	Gloves, mittens and mitts, knitted or crocheted; other than impregnated, coated, covered or laminated with plastics or rubber; of wool or fine animal hair	487	1.835	15.242	62.712
61169200	Gloves, mittens and mitts, knitted or crocheted; other than impregnated, coated, covered or laminated with plastics or rubber; of cotton	23.000	144.101	80.597	525.368
61169300	Gloves, mittens and mitts, knitted or crocheted; other than impregnated, coated, covered or laminated with plastics or rubber; of synthetic fibres	356.360	1.783.244	5.158.201	28.864.113
61169900	Gloves, mittens & mitts, knitted/crocheted; oth than impregnated, coated, covered/laminated with plastics/rubber; of oth textile materials (oth than of wool/fine animal hair, cotton&synthetic fibres)	159.546	1.235.391	714.438	3.422.082
61171010	Shawls, scarves, mufflers, mantillas, veils and the like, knitted or crocheted; of cotton	742	13.718	4.233	72.951
61171090	Shawls, scarves, mufflers, mantillas, veils and the like, knitted or crocheted; of other than cotton	16.649	89.086	258.451	644.025
61178011	Ties, bow ties and cravats, knitted or crocheted; of wool or fine animal hair	-	139	-	5.250

Tabel 3 : Ekspor Indonesia menurut Komoditi (Kode HS 8 digit)

Juni 2023					
Kode H S	Uraian golongan barang	Berat bersih (Kg)		Nilai F.O.B. (U S \$)	
		Bulan ini	Kumulatif	Bulan ini	Kumulatif
(1)	(2)	(3)	(4)	(5)	(6)
61178019	Ties, bow ties and cravats, knitted or crocheted; of other than wool or fine animal hair	161	6.059	7.705	48.191
61178020	Wrist bands, knee bands or ankle bands, knitted or crocheted	20	48	1.507	4.314
61178090	Other made up clothing accessories, knitted or crocheted; other than shawls, scarves, mufflers, mantillas, veils and the like, ties, bow ties and cravats, wrist bands, knee bands or ankle bands	30.489	107.435	459.762	1.358.583
61179000	Knitted or crocheted parts of garments or of clothing accessories	40	12.358	304	109.286
62012010	Men's or boys' overcoats, raincoats, car-coats, cloaks, capes, ponchos, three-quarter coats, greatcoats, hooded capes & similar articles, other than those of heading 6203; of wool or fine animal hair	10.944	56.914	887.872	4.905.528
62012090	Men's or boys' anoraks (including ski-jackets), wind-cheaters, wind-jackets and similar articles, other than those of heading 6203; of wool or fine animal hair	42.015	101.423	1.747.480	3.981.462
62013010	Men's or boys' overcoats, raincoats, car-coats, cloaks, capes, ponchos, three-quarter coats, greatcoats, hooded capes and similar articles, other than those of heading 6203; of cotton	57.802	446.017	1.113.411	8.554.840
62013090	Men's or boys' anoraks (including ski-jackets), wind-cheaters, wind-jackets and similar articles, other than those of heading 6203; of cotton	173.407	955.205	2.205.605	9.152.506
62014010	Men's or boys' overcoats, raincoats, car-coats, cloaks, capes, ponchos, three-quarter coats, greatcoats, hooded capes and similar articles, other than those of heading 6203; of man-made fibres	580.491	1.426.693	18.652.808	60.202.479
62014090	Men's or boys' anoraks (including ski-jackets), wind-cheaters, wind-jackets and similar articles, other than those of heading 6203; of man-made fibres	259.514	1.308.869	11.321.509	63.711.126
62019011	Men's or boys' overcoats, raincoats, car-coats, cloaks, capes, ponchos, three-quarter coats, greatcoats, hooded capes and similar articles, other than those of heading 6203; of silk	-	1.795	-	30.231
62019019	Men's or boys' anoraks (including ski-jackets), wind-cheaters, wind-jackets and similar articles, other than those of heading 6203; of silk	3.897	54.920	172.635	1.754.609
62019021	Men's or boys' overcoats, raincoats, car-coats, cloaks, capes, ponchos, three-quarter coats, greatcoats, hooded capes and similar articles, other than those of heading 6203; of ramie	1.023	1.035	32.334	32.483
62019029	Men's or boys' anoraks (including ski-jackets), wind-cheaters, wind-jackets and similar articles, other than those of heading 6203, of ramie	2.227	17.741	33.000	610.389
62019090	Men's/boys' overcoats,car-coats,capes,cloaks,anoraks(including ski-jackets),wind-cheaters,wind-jackets&similar article, oth than those of heading 6203;of oth textile material (oth than of silk&ramie)	82.011	309.447	3.038.562	13.264.439
62022010	Women's or girls' overcoats, raincoats, car-coats, cloaks, capes, ponchos, three-quarter coats, greatcoats, hooded capes & similar articles, other than those of heading 6204; of wool/fine animal hair	10.301	36.234	989.162	3.430.602
62022090	Women's or girls' anoraks (including ski-jackets), wind-cheaters, wind-jackets and similar articles, other than those of heading 6204; of wool or fine animal hair	49.815	187.345	1.437.745	5.498.114
62023010	Women's or girls' overcoats, raincoats, car-coats, cloaks, capes, ponchos, three-quarter coats, greatcoats, hooded capes and similar articles, other than those of heading 6204; of cotton	11.240	27.170	248.770	593.846
62023090	Women's or girls' anoraks (including ski-jackets), wind-cheaters, wind-jackets and similar articles, other than those of heading 6204; of cotton	46.371	134.779	1.057.741	2.787.362

Tabel 3 : Ekspor Indonesia menurut Komoditi (Kode HS 8 digit)

Juni 2023

Kode H S	Uraian golongan barang	Berat bersih (Kg)		Nilai F.O.B. (U S \$)	
		Bulan ini	Kumulatif	Bulan ini	Kumulatif
(1)	(2)	(3)	(4)	(5)	(6)
62024010	Women's or girls' overcoats, raincoats, car-coats, cloaks, capes, ponchos, three-quarter coats, greatcoats, hooded capes and similar articles, other than those of heading 6204; of man-made fibres	79.401	331.423	3.792.308	12.624.978
62024090	Women's or girls' anoraks (including ski-jackets), wind-cheaters, wind-jackets and similar articles, other than those of heading 6204; of man-made fibres	479.935	1.466.940	16.052.059	61.352.466
62029010	Women's or girls' overcoats, car-coats, capes, cloaks, anoraks (including ski-jackets), wind-cheaters, wind-jackets and similar articles, other than those of heading 6204; of silk	3	449	1.475	69.252
62029090	Women's/girls' overcoats,car-coats,capes,cloaks,anoraks(incl ski-jackets),wind-cheaters,wind-jackets&similar articles, oth than those of heading 6204;of oth textile materials (oth than of silk&ramie)	39.957	217.365	1.930.397	8.901.045
62031100	Men's or boys' suits; of wool or fine animal hair	20.806	127.772	729.325	4.249.722
62031200	Men's or boys' suits; of synthetic fibres	86.097	664.286	3.114.683	20.721.368
62031911	Men's or boys' suits; of cotton; printed by traditional batik process	3	5.999	54	71.794
62031919	Men's or boys' suits; of cotton; other than printed by traditional batik process	7.293	123.953	260.621	3.343.643
62031921	Men's or boys' suits; of silk; printed by traditional batik process	99	5.430	2.313	136.306
62031929	Men's or boys' suits; of silk; other than printed by traditional batik process	-	20	-	264
62031990	Men's or boys' suits; of other textile materials (other than of cotton and silk)	51.254	520.804	1.502.222	14.241.821
62032210	Men's or boys' ensembles; of cotton; printed by traditional batik process	19	152	470	4.342
62032290	Men's or boys' ensembles; of cotton; other than printed by traditional batik process	23	589	1.850	26.434
62032300	Men's or boys' ensembles; of synthetic fibres	-	128	-	5.637
62032990	Men's or boys' ensembles; of other textile materials (other than of wool or fine animal hair)	48	12.069	60	111.284
62033100	Men's or boys' jackets and blazers; of wool or fine animal hair	8.180	96.250	548.049	5.979.265
62033210	Men's or boys' jackets and blazers; of cotton; printed by traditional batik process	-	74	-	5
62033290	Men's or boys' jackets and blazers; of cotton; other than printed by traditional batik process	10.902	84.187	397.010	3.397.645
62033300	Men's or boys' jackets and blazers; of synthetic fibres	182.566	927.636	3.135.103	16.656.772
62033900	Men's or boys' jackets and blazers; of other textile materials (other than of wool or fine animal hair, cotto and synthetic fibres)	117.757	701.189	5.060.016	29.082.207
62034100	Men's or boys' trousers, bib and brace overalls, breeches and shorts (other than swimwear); of wool or fine animal hair	4.173	56.637	235.945	3.170.337
62034210	Men's or boys' bib and brace overalls; of cotton	139	3.040	4.359	88.876
62034290	Men's or boys' trousers, breeches and shorts (other than swimwear); of cotton	1.174.909	6.231.072	24.807.238	135.974.842
62034300	Men's or boys' trousers, bib and brace overalls, breeches and shorts (other than swimwear); of synthetic fibres	788.575	4.786.857	18.638.394	138.170.251
62034910	Men's or boys' trousers, bib and brace overalls, breeches and shorts (other than swimwear); of silk	106	793	4.916	40.079
62034990	Men's or boys' trousers, bib and brace overalls, breeches and shorts (other than swimwear); of other textile materials (other than of silk)	821.905	4.337.535	9.459.913	45.891.478
62041100	Women's or girls' suits; of wool or fine animal hair	121	209	1.610	2.651
62041210	Women's or girls' suits; of cotton; printed by traditional batik process	64	2.622	872	48.261
62041290	Women's or girls' suits; of cotton; other than printed by traditional batik process	175.399	608.329	3.900.029	14.353.341

Tabel 3 : Ekspor Indonesia menurut Komoditi (Kode HS 8 digit)

Juni 2023

Kode H S	Uraian golongan barang	Berat bersih (Kg)		Nilai F.O.B. (U S \$)	
		Bulan ini	Kumulatif	Bulan ini	Kumulatif
(1)	(2)	(3)	(4)	(5)	(6)
62041300	Women's or girls' suits; of synthetic fibres	27.904	163.042	729.541	4.153.333
62041911	Women's or girls' suits; of silk; printed by traditional batik process	18	23	80	144
62041919	Women's or girls' suits; of silk; other than printed by traditional batik process	5.230	29.567	183.864	919.672
62041990	Women's or girls' suits; of other textile materials (other than of silk)	21.284	337.296	934.023	10.399.737
62042290	Women's or girls' ensembles; of cotton; other than printed by traditional batik process	118	1.095	3.474	60.758
62042300	Women's or girls' ensembles; of synthetic fibres	1.864	2.752	5.692	60.647
62042910	Women's or girls' ensembles; of silk	101	102	18.130	18.488
62042990	Women's or girls' ensembles; of other textile materials (other than of silk)	3.610	23.729	111.582	900.951
62043100	Women's or girls' jackets and blazers; of wool or fine animal hair	454	19.280	24.056	1.468.018
62043210	Women's or girls' jackets and blazers; of cotton; printed by traditional batik process	3	37	60	298
62043290	Women's or girls' jackets and blazers; of cotton; other than printed by traditional batik process	37.803	135.337	1.179.547	5.175.742
62043300	Women's or girls' jackets and blazers; of synthetic fibres	72.050	382.955	2.252.462	13.149.507
62043911	Women's or girls' jackets and blazers; of silk; printed by traditional batik process	14	204	40	3.286
62043919	Women's or girls' jackets and blazers; of silk; other than printed by traditional batik process	-	2.376	-	70.476
62043990	Women's or girls' jackets and blazers; of other textile materials (other than of silk)	20.625	73.595	569.594	2.158.306
62044100	Women's or girls' dresses; of wool or fine animal hair	-	1.193	-	65.883
62044210	Women's or girls' dresses; of cotton; printed by traditional batik process	564	3.138	21.566	127.799
62044290	Women's or girls' dresses; of cotton; other than printed by traditional batik process	222.058	1.718.610	4.863.946	40.473.792
62044300	Women's or girls' dresses; of synthetic fibres	214.459	2.260.463	8.208.147	78.944.999
62044400	Women's or girls' dresses; of artificial fibres	277.662	1.706.182	7.037.407	46.474.633
62044910	Women's or girls' dresses; of other textile materials (other than of wool or fine animal hair, cotton, synthetic fibres and artificial fibres); printed by traditional batik process	928	4.654	59.772	334.513
62044990	Women's or girls' dresses; of other textile materials (other than of wool or fine animal hair, cotton, synthetic fibres and artificial fibres); other than printed by traditional batik process	148.563	1.064.173	2.033.258	23.989.010
62045100	Women's or girls' skirts and divided skirts; of wool or fine animal hair	33	3.806	2.119	230.213
62045210	Women's or girls' skirts and divided skirts; of cotton; printed by traditional batik process	568	2.855	25.074	109.858
62045290	Women's or girls' skirts and divided skirts; of cotton; other than printed by traditional batik process	24.512	150.127	644.501	4.097.073
62045300	Women's or girls' skirts and divided skirts; of synthetic fibres	30.405	404.175	1.011.568	14.961.518
62045910	Women's or girls' skirts and divided skirts; of other textile material (other than of wool or fine animal hair, cotton and synthetic fibres); printed by traditional batik process	53	10.955	1.298	398.105
62045990	Women's or girls' skirts and divided skirts; of other textile material (other than of wool or fine animal hair, cotton and synthetic fibres); other than printed by traditional batik process	57.990	303.022	1.585.728	8.332.789
62046100	Women's or girls' trousers, bib and brace overalls, breeches and shorts (other than swimwear); of wool or fine animal hair	1.684	11.327	105.632	729.204
62046200	Women's or girls' trousers, bib and brace overalls, breeches and shorts (other than swimwear); of cotton	570.283	4.526.221	12.986.506	108.096.758
62046300	Women's or girls' trousers, bib and brace overalls, breeches and shorts (other than swimwear); of synthetic fibres	431.052	2.566.529	10.466.117	76.424.161

Tabel 3 : Ekspor Indonesia menurut Komoditi (Kode HS 8 digit)

Juni 2023

Kode H S	Uraian golongan barang	Berat bersih (Kg)		Nilai F.O.B. (U S \$)	
		Bulan ini	Kumulatif	Bulan ini	Kumulatif
(1)	(2)	(3)	(4)	(5)	(6)
62046900	Women's or girls' trousers, bib and brace overalls, breeches and shorts (other than swimwear); of other textile materials (other than of wool or fine animal hair, cotton and synthetic fibres)	412.048	2.790.491	10.022.456	62.755.309
62052010	Men's or boys' shirts; of cotton; printed by traditional batik process	13	4.637	903	205.252
62052020	Men's or boys' shirts; of cotton; barong tagalog	-	117	-	1.439
62052090	Men's or boys' shirts; of cotton; other than printed by traditional batik process or barong tagalog	642.368	3.889.743	20.725.537	122.654.186
62053010	Men's or boys' shirts; of man-made fibres; barong tagalog	2.390	57.739	27.685	568.825
62053090	Men's or boys' shirts; of man-made fibres; other than barong tagalog	301.265	2.110.256	8.249.079	60.117.448
62059010	Men's or boys' shirts; of wool or fine animal hair	887	7.182	28.861	347.272
62059091	Men's or boys' shirts; of other textile materials (other than of wool or fine animal hair); printed by traditional batik process	27.384	126.690	832.564	4.323.997
62059099	Men's or boys' shirts; of other textile materials (other than of wool or fine animal hair); other than printed by traditional batik process or barong tagalog	97.448	601.846	2.718.030	15.684.375
62061010	Women's or girls' blouses, shirts and shirt-blouses; of silk or silk waste; printed by traditional batik process	58	129	2.382	4.093
62061090	Women's or girls' blouses, shirts and shirt-blouses; of silk or silk waste; other than printed by traditional batik process	25.429	129.201	807.039	4.457.029
62062000	Women's or girls' blouses, shirts and shirt-blouses; of wool or fine animal hair	-	16	-	1.342
62063010	Women's or girls' blouses, shirts and shirt-blouses; of cotton; printed by traditional batik process	6.261	23.040	172.951	869.664
62063090	Women's or girls' blouses, shirts and shirt-blouses; of cotton; other than printed by traditional batik process	188.123	1.266.637	6.697.249	44.113.696
62064000	Women's or girls' blouses, shirts and shirt-blouses; of man-made fibres	1.150.363	5.146.014	32.297.947	152.603.010
62069000	Women's or girls' blouses, shirts and shirt-blouses; of other textile materials (other than of silk or silk waste, wool or fine animal hair, cotton and man-made fibres)	109.879	673.569	2.222.958	21.583.922
62071100	Men's or boys' underpants and briefs; of cotton	34.525	255.669	600.832	5.070.881
62071900	Men's or boys' underpants and briefs; of other textile materials (other than of cotton)	1.034	7.354	40.937	233.015
62072110	Men's or boys' nightshirts and pyjamas; of cotton; printed by traditional batik process	50	50	1.493	1.493
62072190	Men's or boys' nightshirts and pyjamas; of cotton; other than printed by traditional batik process	3.106	17.209	77.000	348.986
62072200	Men's or boys' nightshirts and pyjamas; of man-made fibres	1.041	5.217	54.314	156.193
62072910	Men's or boys' nightshirts and pyjamas; of silk	-	2	-	189
62072990	Men's or boys' nightshirts and pyjamas; of other textile materials (other than of silk, cotton and man-made fibres)	15	7.802	109	38.765
62079100	Men's or boys' singlets and other vests, bathrobes, dressing gowns and similar articles; of cotton	25.558	63.162	937.353	2.540.288
62079910	Men's or boys' singlets and other vests, bathrobes, dressing gowns and similar articles; of man-made fibres	5.824	75.296	520.145	2.113.597
62079990	Men's or boys' singlets and other vests, bathrobes, dressing gowns and similar articles; of other textile materials (other than of cotton and man-made fibres)	26.310	158.014	181.278	1.246.695
62081100	Women's or girls' slips and petticoats; of man-made fibres	108.807	582.034	2.610.962	15.326.092
62081900	Women's or girls' slips and petticoats; of other textile materials (other than of man-made fibres)	26.980	215.122	142.469	2.387.864
62082110	Women's or girls' nightdresses and pyjamas; of cotton; printed by traditional batik process	30	48	291	759
62082190	Women's or girls' nightdresses and pyjamas; of cotton; other than printed by traditional batik process	28.255	158.491	903.304	5.211.059
62082200	Women's or girls' nightdresses and pyjamas; of man-made fibres	104.520	394.084	4.754.916	18.257.617

Tabel 3 : Ekspor Indonesia menurut Komoditi (Kode HS 8 digit)

Juni 2023

Kode H S	Uraian golongan barang	Berat bersih (Kg)		Nilai F.O.B. (U S \$)	
		Bulan ini	Kumulatif	Bulan ini	Kumulatif
(1)	(2)	(3)	(4)	(5)	(6)
62082990	Women's or girls' nightdresses and pyjamas; of other textile materials (other than of cotton and man-made fibres); other than printed by traditional batik process	32.525	181.219	543.395	3.256.790
62089110	Women's or girls' singlets and other vests, briefs, panties, negligees, bathrobes, dressing gowns and similar articles; of cotton; printed by traditional batik process	5	1.036	320	24.998
62089190	Women's or girls' singlets and other vests, briefs, panties, negligees, bathrobes, dressing gowns and similar articles; of cotton; other than printed by traditional batik process	8.415	36.029	225.185	927.368
62089210	Women's or girls' singlets and other vests, briefs, panties, negligees, bathrobes, dressing gowns and similar articles; of man-made fibres; printed by traditional batik process	383	779	10.218	25.085
62089290	Women's or girls' singlets and other vests, briefs, panties, negligees, bathrobes, dressing gowns and similar articles; of man-made fibres; other than printed by traditional batik process	86.307	183.436	2.798.520	5.600.270
62089910	Women's or girls' singlets and other vests, briefs, panties, negligees, bathrobes, dressing gowns and similar articles; of wool or fine animal hair	641	1.818	31.337	78.118
62089990	Women's/girls' singlets and other vests, briefs, panties, negligees, bathrobes, dressing gowns & similar articles; of oth textile materials (oth than of cotton, man-made fibres, wool/fine animal hair)	8.706	69.301	36.807	1.336.196
62092030	Babies' t-shirts, shirts, pyjamas and similar articles; of cotton	262.905	1.135.657	4.094.269	14.784.197
62092040	Babies' suits, pants and similar articles; of cotton	40.109	376.050	38.459	1.808.876
62092090	Babies' garments and clothing accessories (other than t-shirts, shirts, pyjamas, suits, pants and similar articles); of cotton	45.403	205.077	1.122.948	6.232.646
62093010	Babies' suits, pants and similar articles; of synthetic fibres	23.110	59.891	551.972	1.459.954
62093030	Babies' t-shirts, shirts, pyjamas and similar articles; of synthetic fibres	17.089	79.651	175.575	781.149
62093040	Babies' clothing accessories; of synthetic fibres	259	6.088	1.050	124.248
62093090	Babies' garments (other than t-shirts, shirts, pyjamas, suits, pants and similar articles); of synthetic fibres	650	6.399	29.613	162.018
62099000	Babies' garments and clothing accessories; of other textile materials (other than of cotton and synthetic fibres)	3.493	37.375	130.363	1.285.730
62101019	Protective work garments; other than used for protection from chemical substances, radiation or fire; made up of fabrics of heading 5602, 5603	34.371	227.457	134.974	949.493
62101090	Garments, other than protective work garments; made up of fabrics of heading 5602 or 5603	101.046	695.053	975.340	5.527.790
62102020	Garments used for protection from fire; of the type described in heading 6201	187	192	21.468	21.597
62102030	Garments used for protection from chemical substances or radiation; of the type described in heading 6201	1	24	43	670
62102040	Other protective work garments; other than used for protection from fire, chemical substances or radiation; of the type described in heading 6201	-	1.574	-	124.532
62102090	Garments; other than used for protection from fire, chemical substances, radiation or for protective work; of the type described in heading 6201	33.439	98.202	2.519.411	5.275.920
62103020	Garments used for protection from fire; of the type described in heading 6202	18	18	1.027	1.027
62103040	Other protective work garments, other than used for protection from fire or chemical substances or radiation; of the type described in heading 6202	-	81	-	2.447
62103090	Garments; other than used for protection from fire, chemical substances, radiation or for protective work; of the type described in heading 6202	37.643	82.517	1.525.210	3.092.670
62104010	Men's or boys' garments; used for protection from fire	1.837	17.760	90.926	755.888

Tabel 3 : Ekspor Indonesia menurut Komoditi (Kode HS 8 digit)

Juni 2023

Kode H S	Uraian golongan barang	Berat bersih (Kg)		Nilai F.O.B. (U S \$)	
		Bulan ini	Kumulatif	Bulan ini	Kumulatif
(1)	(2)	(3)	(4)	(5)	(6)
62104020	Men's or boys' garments; used for protection from chemical substances or radiation	361	485	24.540	26.117
62104090	Men's or boys' garments, other than used for protection from fire or chemical substances or radiation	100.532	259.645	3.379.619	9.615.335
62105010	Women's or girls' garments; used for protection from fire	48.575	472.506	424.368	4.135.077
62105090	Women's or girls' garments, other than used for protection from fire or chemical substances or radiation	358.245	1.760.322	6.441.983	30.095.196
62111100	Men's or boys' swimwear	11.325	250.560	243.019	7.496.887
62111200	Women's or girls' swimwear	19.002	133.062	1.694.765	9.900.752
62112000	Ski suits	1.094	5.404	14.021	77.695
62113210	Men's or boys' garments for fencing or wrestling, of cotton	104	1.579	709	6.269
62113220	Men's or boys' pilgrimage robes (Ehram), of cotton	-	26.277	-	200.152
62113290	Men's or boys' garments of cotton, other than for fencing or wrestling or pilgrimage robes (ehram)	28.235	285.333	720.138	4.110.726
62113310	Men's or boys' garments for fencing or wrestling, of man-made fibres	22.022	255.639	442.663	6.298.645
62113320	Men's or boys' garments used for protection from fire, of man-made fibres	-	3.938	-	48.348
62113330	Men's or boys' garments used for protection from chemical substances or radiation; of man-made fibres	8.000	18.857	806.050	2.025.666
62113340	Men's or boys' pilgrimage robes (Ihram); of man-made fibres	-	5.802	-	60.960
62113390	Men's or boys' garments; other than for fencing or wrestling or used for protection from fire or chemical substances or radiation or pilgrimage robes (Ihram); of man-made fibres	87.300	1.055.633	1.067.008	15.619.481
62113910	Men's or boys' garments for fencing or wrestling; of other textile materials (other than of cotton and man-made fibres)	3	1.059	50	23.656
62113930	Men's or boys' garments used for protection from chemical substances or radiation; of other textile materials (other than of cotton and man-made fibres)	-	0	-	239
62113990	Men's or boys' garment, oth than pilgrimage robes (Ihram)/for fencing/wrestling/used for protection from fire/chemical substances/radiation; of oth textile material (oth than of cotton&man-made fibres)	17.652	97.019	24.691	621.881
62114210	Women's or girls' garments for fencing or wrestling; of cotton	39.963	49.530	869.651	1.121.086
62114220	Women's or girls' prayer cloaks; of cotton	25.472	86.459	591.008	2.851.304
62114230	Women's or girls' sarong of tubular type; of cotton	79.281	374.590	882.951	3.556.978
62114290	Women's or girls' garments, other than for fencing or wrestling or prayer cloaks or sarong of tubular type; of cotton	247.043	623.643	5.189.144	13.074.376
62114310	Women's or girls' surgical gowns; of man-made fibres	84.605	809.942	1.022.830	9.876.717
62114320	Women's or girls' prayer cloaks; of man-made fibres	8.449	52.515	100.678	422.016
62114330	Women's or girls' anti-explosive protective suits; of man-made fibres	35	94	1.058	2.292
62114350	Women's or girls' garments used for protection from chemical substances, radiation or fire; of man-made fibres	-	2	-	115
62114360	Women's or girls' flyers' coveralls; of man-made fibres	-	5	-	14
62114370	Women's or girls' sarong of tubular type; of man-made fibres	42.294	311.633	457.175	2.783.721
62114390	Women's or girls' garments; of man-made fibres; other than those of HS 62114310 - 62114370	151.741	1.168.781	3.924.592	28.836.200
62114910	Women's or girls' garments for fencing or wrestling; of other textile materials (other than of cotton and man-made fibres)	35	2.796	85	10.062
62114920	Women's or girls' garments used for protection from chemical substances, radiation or fire; of other textile materials (other than of cotton and man-made fibres)	-	3	-	247
62114939	Women's or girls' prayer cloaks; of other than wool or fine animal hair	73	446	140	10.139
62114950	Women's or girls' sarong of tubular type; of other textile materials (other than of cotton and man-made fibres)	60.134	667.672	819.328	9.102.964
62114990	Women's or girls' garments; of other textile materials, other than those of HS 62114910 - 62114960	83.830	850.312	738.203	8.437.686
62121011	Mastectomy bra (post breast surgery bra) of cotton, whether or not knitted or crocheted	290	1.281	15.021	66.380

Tabel 3 : Ekspor Indonesia menurut Komoditi (Kode HS 8 digit)

Juni 2023					
Kode H S	Uraian golongan barang	Berat bersih (Kg)		Nilai F.O.B. (U S \$)	
		Bulan ini	Kumulatif	Bulan ini	Kumulatif
(1)	(2)	(3)	(4)	(5)	(6)
62121019	Brassieres of cotton, whether or not knitted or crocheted; other than mastectomy bra (post breast surgery bra)	256.851	1.362.751	9.688.595	57.841.705
62121091	Mastectomy bra (post breast surgery bra) of other textile materials (other than of cotton), whether or not knitted or crocheted	154.620	732.149	8.053.259	36.789.215
62121099	Brassieres of other textile materials (other than of cotton), whether or not knitted or crocheted; other than mastectomy bra (post breast surgery bra)	360.017	2.130.702	16.754.568	100.858.697
62122010	Girdles and panty-girdles, whether or not knitted or crocheted, of cotton	-	636	-	29.089
62122090	Girdles and panty-girdles, whether or not knitted or crocheted, of other textile materials (other than of cotton)	3.738	42.712	140.784	1.529.921
62123010	Corselettes, whether or not knitted or crocheted, of cotton	118	1.630	6.106	47.497
62123090	Corselettes, whether or not knitted or crocheted, of other textile materials (other than of cotton)	20.445	105.475	358.109	1.731.572
62129019	Braces, suspenders, garters and similar articles and parts thereof, whether or not knitted or crocheted, of cotton	140	11.246	631	626.546
62129091	Compression garments of a kind used for the treatment of scar tissue and skin grafts, whether or not knitted or crocheted, of other textile materials (other than of cotton)	-	2.831	-	99.170
62129092	Athletic supporters, whether or not knitted or crocheted, of other textile materials (other than of cotton)	-	0	-	10
62129099	Braces, suspenders, garters and similar articles and parts thereof, whether or not knitted or crocheted, of other textile materials (other than of cotton)	39.041	134.535	1.368.469	4.639.886
62132090	Handkerchiefs of cotton, other than printed by the traditional batik process	51	138	775	2.675
62139099	Handkerchiefs, of other textile materials (other than of cotton or silk or silk waste), other than printed by the traditional batik process	-	2	-	31
62141010	Shawls, scarves, mufflers, mantillas, veils and the like; of silk or silk waste; printed by the traditional batik process	9	427	595	5.082
62141090	Shawls, scarves, mufflers, mantillas, veils and the like; of silk or silk waste; other than printed by the traditional batik process	3.293	19.036	54.444	165.792
62142000	Shawls, scarves, mufflers, mantillas, veils and the like; of wool or fine animal hair	2	60	1.734	24.995
62143010	Shawls, scarves, mufflers, mantillas, veils and the like; of synthetic fibres; printed by the traditional batik process	1.250	8.953	700	27.155
62143090	Shawls, scarves, mufflers, mantillas, veils and the like; of synthetic fibres; other than printed by the traditional batik process	1.624	16.735	21.466	105.764
62144010	Shawls, scarves, mufflers, mantillas, veils and the like; of artificial fibres; printed by the traditional batik process	2	219	67	1.056
62144090	Shawls, scarves, mufflers, mantillas, veils and the like; of artificial fibres; other than printed by the traditional batik process	2.940	14.086	20.399	94.761
62149090	Shawls,scarves,mufflers,mantillas,veils&the like; of oth textile material (oth than silk/silk waste,wool/fine animal hair,synthetic/artificial fibres);oth than printed by the traditional batik process	7.962	45.712	56.900	373.169
62151090	Ties, bow ties and cravat; of silk or silk waste; other than printed by the traditional batik process	2	117	110	850
62152010	Ties, bow ties and cravat; of man-made fibres; printed by the traditional batik process	-	0	-	65
62152090	Ties, bow ties and cravat; of man-made fibres; other than printed by the traditional batik process	-	4.668	-	56.616
62159010	Ties, bow ties and cravat; of other textile materials (other than of silk or silk waste and man-made fibres); printed by the traditional batik process	1	1	15	15

Tabel 3 : Ekspor Indonesia menurut Komoditi (Kode HS 8 digit)

Juni 2023

Kode H S	Uraian golongan barang	Berat bersih (Kg)		Nilai F.O.B. (U S \$)	
		Bulan ini	Kumulatif	Bulan ini	Kumulatif
(1)	(2)	(3)	(4)	(5)	(6)
62159090	Ties, bow ties and cravat; of other textile materials (other than of silk or silk waste and man-made fibres); other than printed by the traditional batik process	39	252	120	3.646
62160010	Protective work gloves, mittens and mitts	102.925	473.694	4.202.920	19.639.416
62160091	Gloves, mittens and mitts of wool or fine animal hair	44	230	699	4.026
62160092	Gloves, mittens and mitts of cotton	58	628	727	8.863
62160099	Gloves, mittens and mitts, of other textile materials (other than of wool or fine animal hair and cotton)	20.612	114.254	994.407	6.164.059
62171010	Judo belts	400	662	1.055	3.689
62171090	Other made up clothing accessories, other than those of heading 6212; other than judo belts	28.900	232.008	293.817	3.190.380
62179000	Parts of garments or of clothing accessories, other than those of heading 6212	1.674	7.602	55.907	134.679
63011000	Electric blankets	41.881	48.162	521.527	603.653
63012000	Blankets (other than electric blankets) and travelling rugs, of wool or of fine animal hair	2.878	45.356	91.432	1.287.650
63013010	Blankets (other than electric Blankets) and travelling rugs, of cotton; printed by traditional batik process	45	114	396	1.402
63013090	Blankets (other than electric Blankets) and travelling rugs, of cotton; other than printed by traditional batik process	2.515	9.130	33.336	103.500
63014010	Blankets (other than electric blankets) and travelling rugs, of synthetic fibres; of nonwoven fabrics	1.464	4.900	13.100	57.030
63014090	Blankets (other than electric blankets) and travelling rugs, of synthetic fibres; of other than nonwoven fabrics	52.780	137.365	354.812	993.182
63019010	Other blankets and travelling rugs; of nonwoven fabrics	70	4.276	246	13.388
63019090	Other blankets and travelling rugs; of other than nonwoven fabrics	9.371	40.902	103.002	485.607
63021000	Bed linen, knitted or crocheted	1.140	111.315	9.690	1.031.081
63022100	Bed linen of cotton, printed	1.120	12.789	10.832	98.382
63022210	Bed linen of nonwoven fabrics, printed	392	1.101	13.655	22.047
63022290	Bed linen of man-made fibres (other than of nonwoven fabrics), printed	726	5.298	13.977	78.062
63022900	Bed linen of other textile materials (other than of cotton and man-made fibres), printed	2.240	7.339	6.167	61.241
63023100	Bed linen of cotton, not knitted/crocheted or printed	1.303	7.440	11.788	126.906
63023210	Bed linen of nonwoven fabrics, not knitted/crocheted or printed	400	15.877	484	133.360
63023290	Bed linen of man-made fibres (other than of nonwoven fabrics), not knitted/crocheted or printed	152	4.536	1.845	44.093
63023900	Bed linen of other textile materials (other than of cotton and man-made fibres), not knitted/crocheted or printed	15	1.099	120	11.262
63024000	Table linen, knitted or crocheted	13	103	160	405
63025110	Table linen of cotton, printed by traditional batik process; not knitted or crocheted	-	36	-	3.120
63025190	Table linen of cotton, other than printed by traditional batik process; not knitted or crocheted	2.200	5.112	5.688	31.044
63025300	Table linen of man-made fibres; not knitted or crocheted	2.411	17.340	22.409	165.995
63025990	Table linen of other textile materials (other than of flax); not knitted or crocheted	3.518	46.613	22.609	458.605
63026000	Toilet linen and kitchen linen, of terry towelling or similar terry fabrics, of cotton	26.852	136.899	237.308	1.248.946
63029100	Toilet linen and kitchen linen, other than of terry towelling or similar terry fabrics, of cotton	98.116	419.521	681.861	2.900.367
63029300	Toilet linen and kitchen linen, other than of terry towelling or similar terry fabrics, of man-made fibres	-	321	-	8.272
63029990	Toilet linen and kitchen linen, other than of terry towelling or similar terry fabrics, of other textile materials (other than of flax)	26	1.376	323	9.228
63031200	Curtains (including drapes) and interior blinds; curtain or bed valances; knitted or crocheted; of synthetic fibres	16.148	104.587	161.488	1.152.418
63031910	Curtains (including drapes) and interior blinds; curtain or bed valances; knitted or crocheted; of cotton	56	2.090	384	15.926

Tabel 3 : Ekspor Indonesia menurut Komoditi (Kode HS 8 digit)

Juni 2023					
Kode H S	Uraian golongan barang	Berat bersih (Kg)		Nilai F.O.B. (U S \$)	
		Bulan ini	Kumulatif	Bulan ini	Kumulatif
(1)	(2)	(3)	(4)	(5)	(6)
63031990	Curtains (including drapes) and interior blinds; curtain or bed valances; knitted or crocheted; of other textile materials (other than of synthetic fibres and cotton)	2.492	13.221	50.936	428.063
63039100	Curtains (including drapes) and interior blinds; curtain or bed valances; not knitted or crocheted; of cotton	111	2.752	1.164	24.326
63039200	Curtains (including drapes) and interior blinds; curtain or bed valances; not knitted or crocheted; of synthetic fibres	37.719	197.520	414.917	2.036.150
63039900	Curtains (including drapes) and interior blinds; curtain or bed valances; not knitted or crocheted; of other textile materials (other than of cotton and synthetic fibres)	72.952	443.706	1.074.379	6.527.554
63041100	Bedspreads, excluding those of heading 9404; knitted or crocheted	81	1.946	2.482	19.115
63041910	Bedspreads, excluding those of heading 9404; not knitted or crocheted; of cotton	1.018	6.739	4.304	70.212
63041920	Bedspreads, excluding those of heading 9404; not knitted or crocheted; of other than cotton, nonwoven	41	4.229	160	14.119
63041990	Bedspreads, excluding those of heading 9404; not knitted or crocheted; of other than cotton, other than nonwoven	385	12.257	7.234	57.043
63042000	Bed nets specified in Subheading Note 1 to this Chapter	312	520	196	1.008
63049110	Mosquito nets; knitted or crocheted	758	8.385	3.615	48.700
63049190	Other furnishing articles, other than mosquito nets, excluding those of heading 9404; knitted or crocheted	601	3.638	7.094	47.399
63049200	Other furnishing articles, excluding those of heading 9404; not knitted or crocheted, of cotton	2.484	11.141	41.930	155.786
63049300	Other furnishing articles, excluding those of heading 9404; not knitted or crocheted, of synthetic fibres	1.901	5.675	36.568	134.020
63049900	Other furnishing articles, excluding those of heading 9404; not knitted or crocheted, of other textile materials (other than of cotton and synthetic fibres)	71.124	535.486	582.622	3.886.155
63051011	New sacks and bags of jute, of a kind used for the packing of goods	200	22.026	30	15.928
63051019	New sacks and bags of other textile bast fibres of heading 5303, of a kind used for the packing of goods	208	14.182	557	100.728
63051029	Used sacks and bags of other textile bast fibres of heading 5303, of a kind used for the packing of goods	-	150	-	1.627
63052000	Sacks and bags, of a kind used for the packing of goods; of cotton	9.046	50.873	73.905	449.934
63053210	Sacks and bags, of a kind used for the packing of goods; flexible intermediate bulk containers; nonwoven	122	662	4.234	20.833
63053220	Sacks and bags, of a kind used for the packing of goods; flexible intermediate bulk containers; knitted or crocheted	23.825	127.848	81.338	405.601
63053290	Sacks and bags, of a kind used for the packing of goods; flexible intermediate bulk containers; other than nonwoven, other than knitted or crocheted	773.709	4.934.039	2.825.742	18.183.343
63053310	Sacks and bags, of a kind used for the packing of goods; of polyethylene or polypropylene strip or the like; knitted or crocheted	113.889	728.581	245.781	1.549.640
63053320	Sacks and bags, of a kind used for the packing of goods; of polyethylene or polypropylene strip or the like; of woven fabrics of strip or the like	1.473	45.803	12.200	113.202
63053390	Sacks and bags, of a kind used for the packing of goods; of polyethylene or polypropylene strip or the like; other than of woven fabrics of strip or the like, other than knitted or crocheted	602.599	4.043.781	1.590.052	9.434.044
63053910	Sacks and bags, of a kind used for the packing of goods; of other man-made textile materials; nonwoven	15.684	39.656	31.148	99.256
63053990	Sacks and bags, of a kind used for the packing of goods; of other man-made textile materials; other than nonwoven, other than knitted or crocheted	86.804	472.235	102.400	538.496
63059010	Sacks and bags, of a kind used for the packing of goods; of hemp of heading 5305	-	11	-	440

Tabel 3 : Ekspor Indonesia menurut Komoditi (Kode HS 8 digit)

Juni 2023

Kode H S	Uraian golongan barang	Berat bersih (Kg)		Nilai F.O.B. (U S \$)	
		Bulan ini	Kumulatif	Bulan ini	Kumulatif
		(1)	(2)	(3)	(4)
63059090	Sacks and bags, of a kind used for the packing of goods; of other textile materials (other than of hemp or coconut (coir) of heading 5305)	565	9.025	10.859	75.829
63061200	Tarpaulins, awnings and sunblinds; of synthetic fibres	2.527	88.752	28.566	281.052
63061920	Tarpaulins, awnings and sunblinds; of other textile materials; of cotton	54	54	28	28
63061990	Tarpaulins, awnings and sunblinds; of other textile materials (other than of vegetable textile fibres of heading 5305 and cotton)	84.411	207.772	87.254	396.162
63062200	Tents (including temporary canopies and similar articles); of synthetic fibres	1.788	5.314	37.918	116.297
63062910	Tents (including temporary canopies and similar articles); of other textile materials; of cotton	10	83	17	545
63062990	Tents (including temporary canopies and similar articles); of other textile materials; other than of cotton	13.991	137.488	137.328	1.543.199
63063000	Sails for boats	79	282	3.419	5.837
63064010	Pneumatic mattresses; of cotton	-	58	-	166
63064090	Pneumatic mattresses; of other than cotton	-	168	-	775
63069010	Camping goods; of nonwoven	-	12	-	163
63069091	Camping goods; other than of nonwoven; of cotton	86	2.533	474	8.247
63069099	Camping goods; other than of nonwoven; of other than cotton	484	44.393	7.783	1.277.863
63071010	Floor-cloths, dish-cloths, dusters and similar cleaning cloths; of nonwoven other than felt	355	1.573	1.948	12.026
63071020	Floor-cloths, dish-cloths, dusters and similar cleaning cloths; of felt	-	7	-	290
63071090	Floor-cloths, dish-cloths, dusters and similar cleaning cloths; of woven other than felt	34.151	290.234	215.590	1.838.611
63072000	Life-jackets and life-belts	260	4.856	6.252	159.204
63079030	Umbrella covers in pre-cut triangular form	232	1.007	2.964	3.243
63079040	Surgical masks	15.368	15.648	46.971	53.042
63079061	Safety harnesses; suitable for industrial use	-	184	-	5.620
63079069	Safety harnesses; not suitable for industrial use	37.213	235.874	181.078	1.855.734
63079070	Fans and handscreens	217	6.396	6.306	141.854
63079080	Laces for shoes, boots, corsets and the like	745	7.308	16.715	117.377
63079090	Other made up articles, including dress patterns; other than umbrella covers in pre-cut triangular form, surgical masks, safety harnesses, fans&handscreens, laces for shoes, boots, corsets&the like	20.938	161.705	183.223	1.646.511
63080000	Sets consisting of woven fabric&yarn, whether/not with accessories for making up into rugs, tapestries, embroidered table cloths/serviettes/similar textile articles, put up in packings for retail sale	1.490	7.278	10.380	38.461
63090000	Worn clothing and other worn articles	930	8.790	10.638	83.018
63101010	Used or new rags, of textile materials; sorted	174.573	1.116.471	34.448	251.197
63101090	Scrap twine, cordage, rope and cables and worn out articles of twine, cordage, rope or cables, of textile materials; sorted	117.186	916.701	93.806	880.490
63109090	Scrap twine, cordage, rope and cables and worn out articles of twine, cordage, rope or cables, of textile materials; unsorted	55.002	56.874	25.877	29.414
64011000	Waterproof footwear with outer soles and uppers of rubber or of plastics; incorporating a protective metal toe-cap	325	6.104	9.945	131.940
64019210	Waterproof footwear with outer soles and uppers of rubber or of plastics; covering the ankle but not covering the knee; incorporating a protective non-metal toe-cap	649	666	41.878	43.049
64019290	Waterproof footwear with outer soles and uppers of rubber or of plastics; covering the ankle but not covering the knee; other than incorporating a protective non-metal toe-cap	2.663	16.738	118.294	172.758
64019910	Waterproof footwear with outer soles and uppers of rubber or of plastics; not covering the ankle; covering the knee	-	8	-	400

Tabel 3 : Ekspor Indonesia menurut Komoditi (Kode HS 8 digit)

		Juni 2023			
Kode H S	Uraian golongan barang	Berat bersih (Kg)		Nilai F.O.B. (U S \$)	
		Bulan ini	Kumulatif	Bulan ini	Kumulatif
(1)	(2)	(3)	(4)	(5)	(6)
64019990	Waterproof footwear with outer soles and uppers of rubber or of plastics; not covering the ankle; other than covering the knee	28.061	87.311	32.028	178.673
64021200	Sports footwear; ski-boots, cross-country ski footwear and snowboard boots with outer soles and uppers of rubber or plastics	-	38.765	-	1.262.972
64021910	Sports footwear; other than ski-boots, cross-country ski footwear and snowboard boots; wrestling footwear with outer soles and uppers of rubber or plastics	40.616	204.862	664.911	3.898.871
64021990	Sports footwear with outer soles and uppers of rubber or plastics; other than ski-boots, cross-country ski footwear and snowboard boots or wrestling footwear	1.816.803	11.514.503	41.050.116	246.508.790
64022000	Footwear with upper straps or thongs assembled to the sole by means of plugs	21.752	125.872	154.067	1.137.720
64029110	Diving boot with outer soles and uppers of rubber or plastics; covering the ankle	-	13	-	291
64029191	Footwear with outer soles and uppers of rubber or plastics; other than diving boots; covering the ankle; incorporating a protective metal toe-cap	14.654	71.621	149.911	731.046
64029192	Footwear with outer soles and uppers of rubber or plastics; other than diving boots; covering the ankle; incorporating a protective non-metal toe-cap	-	1	-	24
64029199	Footwear with outer soles and uppers of rubber or plastics; other than diving boots; covering the ankle; other than incorporating a protective metal or non-metal toe-cap	70.184	286.655	927.998	4.514.301
64029910	Footwear with outer soles and uppers of rubber or plastic; other than covering the ankle; incorporating a protective metal toe-cap	5.903	11.413	75.529	155.909
64029920	Footwear with outer soles and uppers of rubber or plastic; other than covering the ankle; incorporating a protective non-metal toe-cap	383.056	917.379	4.271.644	10.486.661
64029990	Footwear with outer soles and uppers of rubber or plastic; other than covering the ankle; other than incorporating a protective metal or non-metal toe-cap	2.026.776	11.032.583	31.087.440	166.369.405
64031200	Ski-boots, cross-country ski footwear and snowboard boots with outer soles of rubber, plastics, leather or composition leather and uppers of leather	25.769	56.883	648.818	1.454.555
64031910	Sports footwear w/outer soles of rubber, plastics, leather/composition leather&uppers of leather; oth than ski-boots, cross-country ski footwear&snowboard boots; fitted with spikes, cleats or the like	533.111	3.154.746	10.834.538	63.066.329
64031920	Sports footwear w/outer soles of rubber, plastics, leather/composition leather & uppers of leather; oth than ski-boots, cross-country ski footwear & snowboard boots; riding boots; bowling shoes	-	164	-	569
64031930	Sports footwear w/outer soles of rubber,plastics,leather/composition leather&uppers of leather;oth than ski-boots,cross-country ski footwear&snowboard boots;for wrestling, weight-lifting or gymnastics	-	87	-	2.691
64031990	Sports footwear w/outer soles of rubber,plastics,leather/composition leather&uppers of leather;oth than ski-boots,cross-country ski footwear&snowboard boots;oth than HS 64031910 - 64031930	6.087.682	37.409.001	124.958.093	786.271.837
64032000	Footwear with outer soles of leather, and uppers which consist of leather straps across the instep and around the big toe	3.545	26.844	113.374	647.447
64034000	Footwear with outer soles of rubber, plastics, leather or composition leather and uppers of leather, incorporating a protective metal toe-cap	421.048	2.182.118	6.689.285	36.905.338

Tabel 3 : Ekspor Indonesia menurut Komoditi (Kode HS 8 digit)

Juni 2023					
Kode H S	Uraian golongan barang	Berat bersih (Kg)		Nilai F.O.B. (U S \$)	
		Bulan ini	Kumulatif	Bulan ini	Kumulatif
(1)	(2)	(3)	(4)	(5)	(6)
64035100	Other footwear with outer soles of leather; covering the ankle	7	1.436	471	18.755
64035990	Footwear with outer soles of leather; other than bowling shoes; other than covering the ankle	7.066	84.440	197.824	2.493.540
64039110	Footwear made on a base or platform of wood, not having an inner sole or protective metal toe cap; covering the ankle	89	191	3.041	9.022
64039120	Riding boots with outer soles of rubber, plastics and uppers of leather; covering the ankle	4	563	236	2.109
64039130	Footwear with outer soles of rubber, plastics and uppers of leather, other than riding boots; covering the ankle; incorporating a protective non-metal toe-cap	9	53	661	3.654
64039190	Footwear with outer soles of rubber, plastics and uppers of leather, other than riding boots; covering the ankle; other than incorporating a protective non-metal toe-cap	685.657	2.393.097	17.112.354	59.117.527
64039910	Footwear made on a base or platform of wood, not having an inner sole or protective metal toe cap; other than covering the ankle	745.707	3.697.679	15.443.177	78.313.173
64039920	Bowling shoes with outer soles of rubber, plastics and uppers of leather; other than covering the ankle	37	959	0	21.039
64039990	Footwear with outer soles of rubber, plastics and uppers of leather; other than covering the ankle; other than those of HS 64039910 - 64039930	3.361.031	18.337.556	74.871.637	403.824.340
64041110	Sports footwear with outer soles of rubber or plastics; tennis shoes, basketball shoes, gym shoes, training shoes and the like; fitted with spikes, cleats or the like	2.973	3.434	39.129	48.459
64041190	Sports footwear with outer soles of rubber or plastics; tennis, basketball, gym, training shoes & the like; other than fitted with spikes, cleats/ the like & other than for wrestling, weight-lifting or gymnastics	7.352.887	50.770.346	154.137.841	1.080.405.239
64041910	Footwear with outer soles of rubber or plastics; other than sports footwear; incorporating a protective toe-cap	35.060	149.287	970.725	3.766.107
64041990	Footwear with outer soles of rubber or plastics; other than sports footwear; other than incorporating a protective toe-cap	1.517.919	8.530.541	35.025.888	201.549.965
64042000	Footwear with outer soles of leather or composition leather and uppers of textile materials	103	3.727	12.554	176.383
64051000	Footwear with uppers of leather or composition leather	32.164	407.717	1.100.621	10.858.507
64052000	Footwear with uppers of textile materials	1.128	27.621	17.577	672.464
64059000	Footwear with uppers of other than leather or composition leather or textile materials	102.923	683.114	1.491.131	11.896.276
64061010	Uppers and parts thereof, other than stiffeners; with metal toe-cap	5.488	20.592	147.720	668.490
64061090	Uppers and parts thereof, other than stiffeners; other than metal toe-cap	90.085	659.493	4.429.235	30.872.374
64062010	Outer soles and heels; of rubber	73.807	286.119	972.338	3.861.036
64062020	Outer soles and heels; of plastics	6.794	29.843	172.016	653.570
64069010	Parts of footwear; removable in-soles, heel cushions and similar articles; gaiters, leggings and similar articles, and parts thereof; of wood	879	22.104	8.788	111.491
64069021	Parts of footwear; removable in-soles, heel cushions and similar articles; gaiters, leggings and similar articles, and parts thereof; of metal; of iron or steel	-	1.250	-	2.918
64069029	Parts of footwear; removable in-soles, heel cushions and similar articles; gaiters, leggings and similar articles, and parts thereof; of metal; other than of iron or steel or copper or aluminium	4	812	26	10.522
64069041	Parts of footwear; removable in-soles, heel cushions and similar articles; gaiters, leggings and similar articles, and parts thereof; of rubber; in-soles	6.947	28.412	69.232	309.746

Tabel 3 : Ekspor Indonesia menurut Komoditi (Kode HS 8 digit)

		Juni 2023			
Kode H S	Uraian golongan barang	Berat bersih (Kg)		Nilai F.O.B. (U S \$)	
		Bulan ini	Kumulatif	Bulan ini	Kumulatif
(1)	(2)	(3)	(4)	(5)	(6)
64069049	Parts of footwear; removable in-soles, heel cushions and similar articles; gaiters, leggings and similar articles, and parts thereof; of rubber; other than in-soles or complete soles	8.048	33.008	184.510	718.840
64069051	Parts of footwear; removable in-soles, heel cushions and similar articles; gaiters, leggings and similar articles, and parts thereof; of plastics; in-soles	4.106	42.809	29.900	367.199
64069052	Parts of footwear; removable in-soles, heel cushions and similar articles; gaiters, leggings and similar articles, and parts thereof; of plastics; complete soles	-	43	-	293
64069059	Parts of footwear; removable in-soles, heel cushions and similar articles; gaiters, leggings and similar articles, and parts thereof; of plastics; other than in-soles or complete soles	368	1.992	9.200	48.759
64069091	Parts of footwear; removable in-soles, heel cushions and similar articles; gaiters, leggings and similar articles and parts thereof; other than of wood/metal/rubber or plastic; for gaiters, leggings and similar articles and parts	10.771	61.106	69.676	392.524
64069099	Parts of footwear; removable in-soles, heel cushions and similar articles; other than gaiters, leggings and similar articles, and parts thereof; other than of wood or metal or rubber or plastic	26.803	223.666	733.888	4.241.314
65010000	Hat-forms, hat bodies and hoods of felt, neither blocked to shape nor with made brims; plateaux and manchons (including slit manchons), of felt	1.606	7.201	37.046	244.065
65020000	Hat-shapes, plaited or made by assembling strips of any material, neither blocked to shape, nor with made brims, nor lined, nor trimmed	1.008	3.715	27.840	90.983
65040000	Hats and other headgear, plaited or made by assembling strips of any material, whether or not lined or trimmed	14.288	80.692	165.346	1.598.784
65050010	Headgear of a kind used for religious purposes	2.669	70.536	7.544	256.828
65050020	Hair-nets of any materials	7	775	724	9.999
65050090	Hats, knitted or crocheted, or made up from lace, felt or other textile fabric, in the piece (but not in strips), whether or not lined or trimmed; whether or not lined or trimmed	290.533	1.492.228	6.452.353	29.842.820
65061010	Helmets for motorcyclists, whether or not lined or trimmed	113.577	589.967	1.746.152	8.865.371
65061020	Industrial safety helmets and firefighters' helmets, excluding steel helmets, whether or not lined or trimmed	298	573	1.889	6.884
65061090	Safety headgear; other than helmets for motorcyclists or Industrial safety helmets and firefighters' helmets, excluding steel helmets or steel helmets or water polo; whether or not lined or trimmed	728	5.479	23.129	233.120
65069100	Headgear; other than safety headgear, whether or not lined or trimmed; of rubber or plastic	110	627	8.234	30.493
65069990	Headgear; other than safety headgear, whether or not lined or trimmed; of other materials; other than of fur skin	135.883	840.234	538.047	3.644.209
65070000	Head-bands, linings, covers, hat foundations, hat frames, peaks and chinstraps, for headgear	5.800	28.533	180.571	739.027
66011000	Garden or similar umbrellas	24.588	120.906	151.440	1.149.044
66019100	Umbrellas and sun umbrellas (including walking-stick umbrellas, garden umbrellas); having a telescopic shaft	262	453	8.155	15.280
66019900	Umbrellas and sun umbrellas (including walking-stick umbrellas, garden umbrellas); other than having a telescopic shaft	4.761	31.413	37.533	245.428
66020000	Walking-sticks, seat-sticks, whips, riding-crops and the like	404	50.758	5.064	129.619
66032000	Umbrella frames, including frames mounted on shafts (sticks)	140	1.332	159	16.243
66039010	Parts, trimmings and accessories; for articles of heading 6601	932	13.434	10.078	95.913
66039020	Parts, trimmings and accessories; for articles of heading 6602	-	171	-	5.549

Tabel 3 : Ekspor Indonesia menurut Komoditi (Kode HS 8 digit)

Juni 2023

Kode H S	Uraian golongan barang	Berat bersih (Kg)		Nilai F.O.B. (U S \$)	
		Bulan ini	Kumulatif	Bulan ini	Kumulatif
(1)	(2)	(3)	(4)	(5)	(6)
67010000	Skins and other parts of birds with their feathers or down, feathers, parts of feathers, down and articles thereof (other than goods of heading 0505 and worked quills and scapes)	705	4.048	15.309	64.521
67021000	Artificial flowers, foliage, fruit and parts thereof; of plastics	17	121	40	1.461
67029010	Artificial flowers, foliage, fruit and parts thereof; of paper	2	217	9	425
67029020	Artificial flowers, foliage, fruit and parts thereof; of textile materials	-	255	-	2.380
67029090	Artificial flowers, foliage, fruit and parts thereof; of other materials; other than of paper or of textile materials	3.969	17.990	106.130	394.366
67030000	Human hair, dressed, thinned, bleached or otherwise worked; wool or other animal hair or other textile materials, prepared for use in making wigs or the like	23.462	109.364	136.090	523.960
67041100	Complete wigs; of synthetic textiles materials	322.445	2.755.216	8.327.472	76.088.685
67041900	False beards, eyebrows and eyelashes, switches and the like; of synthetic textiles materials	185.431	745.943	8.306.000	41.522.353
67042000	Wigs, false beards, eyebrows and eyelashes, switches and the like; of human hair	29.604	212.887	6.247.227	36.316.781
67049000	Wigs, false beards, eyebrows and eyelashes, switches and the like; of other materials	81.271	338.006	3.655.252	18.674.329
68010000	Setts, curbstones and flagstones, of natural stone (except slate)	525.758	3.859.849	360.784	2.227.716
68021000	Tiles, cubes & similar, whether/not rectangular (incl square) the largest face of which is capable of being enclosed in a square the side of which is <7 cm; artificially coloured granules, chippings & powder	632.424	2.858.561	627.196	3.126.196
68022100	Marble, travertine and alabaster; simply cut or sawn, with a flat or even surface	135.507	1.531.032	76.159	1.055.941
68022300	Granite; simply cut or sawn, with a flat or even surface	275	9.688	592	17.357
68022910	Other monumental or building stone and articles thereof, simply cut or sawn, with a flat or even surface; other calcareous stone	2	2	67	67
68022990	Other monumental or building stone and articles thereof, simply cut or sawn, with a flat or even surface; other than calcareous stone	1.723.288	8.715.076	1.419.821	7.268.212
68029110	Other articles monumental or building stone; marble	153.035	898.232	266.616	1.411.885
68029190	Other articles monumental or building stone; travertine and alabaster	23.144	113.605	58.036	241.404
68029200	Other articles monumental or building stone; other calcareous stone	76.944	189.176	102.483	250.247
68029390	Other articles monumental or building stone; granite; other than polished slabs	-	143.229	-	241.128
68029900	Other articles monumental or building stone; other stone; other than granite or calcareous stone or marble or travertine and alabaster)	1.223.987	6.488.432	1.287.388	7.076.323
68030000	Worked slate and articles of slate or of agglomerated slate	12.160	16.884	4.093	5.028
68041000	Millstones and grindstones for milling, grinding or pulping	388.144	2.195.995	1.244.117	7.087.689
68042100	Millstones, grindstones, grinding wheels and the like; of agglomerated synthetic or natural diamond	5.155	28.304	725.000	3.513.461
68042200	Millstones, grindstones, grinding wheels and the like; of other agglomerated abrasives or of ceramics	28.560	263.460	85.493	695.895
68042300	Millstones, grindstones, grinding wheels and the like; of natural stone	19.823	133.221	29.234	275.380
68043000	Hand sharpening or polishing stones	143	437	7.559	12.922
68051000	Natural or artificial abrasive powder or grain on a base of woven textile fabric only	8.091	78.439	80.476	573.661
68052000	Natural or artificial abrasive powder or grain on a base of paper or paperboard only	2.669	18.429	10.257	90.422
68053000	Natural or artificial abrasive powder or grain on a base of other materials	6.074	31.176	41.018	202.116
68061000	Slag wool, rock wool and similar mineral wools in bulk or sheets or rolls	1.564.296	6.651.832	1.890.186	8.432.183

Tabel 3 : Ekspor Indonesia menurut Komoditi (Kode HS 8 digit)

Juni 2023

Kode H S	Uraian golongan barang	Berat bersih (Kg)		Nilai F.O.B. (U S \$)	
		Bulan ini	Kumulatif	Bulan ini	Kumulatif
		(1)	(2)	(3)	(4)
68069000	Mixture and article of heat or sound insulating or sound absorber mineral waters	39.307	186.717	100.113	474.299
68071000	Articles of asphalt or of similar material in rolls	38	38	115	115
68079010	Articles of asphalt or of similar material, not in rolls; tiles	-	8.903	-	4.407
68079090	Articles of asphalt or of similar material, not in rolls; other than tiles	1.910	64.320	3.084	46.553
68080020	Roofing tiles, of vegetable fibre, of straw or of shavings	0	1.632	4	168
68080040	Tiles, of vegetable fibre, of straw or of shavings; other than roofing tiles	14.347	165.644	70.198	917.880
68080099	Panels, boards, blocks and similar articles, of straw or of shavings, chips, particles, sawdust or other waste, of wood, agglomerated with cement, plaster or other mineral binders	85.624	872.371	50.481	519.147
68091100	Board, sheet, panels, tiles and similar, not ornamented, faced or reinforced with paper or paperboard only	3.306.162	16.502.236	670.188	3.329.038
68091990	Articles of plaster of compositions based on plaster; boards, sheets, panels; not ornamented	43.850	174.442	9.852	38.957
68099010	Dental moulds of plaster	-	31	-	468
68099090	Articles of plaster of compositions based on plaster; other than those of HS 68091100 - 68099010	1.970	9.443	440	3.635
68101100	Building blocks and bricks, of cement, of concrete or of artificial stone, whether or not reinforced	606.866	2.256.254	47.081	224.684
68101910	Tiles, of cement, of concrete or of artificial stone, whether or not reinforced	17.940	154.741	3.924	48.661
68101990	Flagstones, of cement, of concrete or of artificial stone, whether or not reinforced	166.075	1.094.351	143.946	979.292
68109110	Building piles of concrete	66.000	66.000	36.337	36.337
68109190	Prefabricated structural components for building or civil engineering; other than building piles of concrete	164.087	203.607	90.044	156.166
68109900	Articles of cement, of concrete, of artificial stone, whether/not reinforced; other than tiles, flagstones, bricks & similar articles other than prefabricated structural components for building/civil engineering	765.166	4.473.490	1.306.592	7.255.161
68114010	Corrugated sheets containing asbestos	340.159	1.211.760	65.267	220.645
68114021	Floor or wall tiles containing plastics, containing asbestos	-	1	-	1
68114022	Sheets, panels, tiles and similar articles containing asbestos for roofing facing or partitioning	13.505	13.505	14.277	14.277
68114029	Sheets, panels, tiles and similar articles containing asbestos; other than floor or wall tiles containing plastics; other than for roofing facing or partitioning	-	422.750	-	235.737
68114030	Tubes or pipes containing asbestos	-	1.332	-	1.035
68114040	Tubes or pipes fittings containing asbestos	-	311	-	566
68114090	Articles of asbestos-cement, of cellulose fibre-cement or the like; containing asbestos; other than those of HS 68114010 - 68114050	-	15	-	158
68118100	Corrugated sheets not containing asbestos	590.205	3.804.913	121.086	754.384
68118220	Sheets, panels, tiles and similar articles not containing asbestos for roofing facing or partitioning	390.705	819.939	76.578	161.956
68118290	Sheets, panels, tiles and similar articles not containing asbestos; other than floor or wall tiles containing plastics; other than for roofing facing or partitioning	5.769.733	35.411.318	1.256.917	8.623.422
68118910	Tubes or pipes not containing asbestos	-	389	-	1.175
68118930	Articles of asbestos-cement, of cellulose fibre-cement or the like; not containing asbestos; of a kind used for building construction of containing asbestos	48.866	85.982	7.436	13.386
68118990	Articles of asbestos-cement, of cellulose fibre-cement or the like; not containing asbestos; n.e.c. in heading 6811	423.879	3.031.015	104.011	748.525
68128020	Clothing of crocidolite fibres	495	740	1.150	2.914
68128050	Clothing accessories, footwear & headgear; fabricated crocidolite fibre; mixt with a basis of crocidolite/crocidolite & magnesium carbonate; yarn & thread; cords & strings, whether/not plaited; woven fabrics	15	218	1.793	2.549

Tabel 3 : Ekspor Indonesia menurut Komoditi (Kode HS 8 digit)

Juni 2023

Kode H S	Uraian golongan barang	Berat bersih (Kg)		Nilai F.O.B. (U S \$)	
		Bulan ini	Kumulatif	Bulan ini	Kumulatif
(1)	(2)	(3)	(4)	(5)	(6)
68129110	Clothing other than of crocidolite fibres	410	1.418	4.683	9.451
68129190	Clothing accessories, footwear and headgear, other than of crocidolite fibres	0	116	10	480
68129920	Floor or wall tiles, other than of crocidolite	47.029	414.001	10.315	66.568
68129951	Mixtures with a basis of asbestos or with a basis of asbestos and magnesium carbonate of a kind used for the manufacture of goods of heading 6813	-	7	-	90
68129990	Fabricated asbestos fibres and other mixtures with a basis of asbestos other than of crocidolite; n.e.c. in heading 6812	4.211	28.243	6.119	42.516
68132010	Brake lining and pad of friction material and articles, containing asbestos	109	1.612	5.807	37.652
68132090	Friction material and articles thereof, not mounted; containing asbestos; other than brake lining and pad	-	2.131	-	50.345
68138100	Brake lining and pad of friction material and articles, not containing asbestos	84.401	484.767	456.687	2.571.378
68138900	Friction material and articles thereof, not mounted; not containing asbestos; other than brake lining and pad	15.331	107.053	283.886	1.379.860
68141000	Plates, sheets, strips, of agglomerated or reconstituted mica, whether or not on a support	-	331	-	2.379
68149000	Worked mica and articles of mica whether or not on a support of paper, paperboard or other materials; other than plates, sheets and strips of agglomerated or reconstituted mica	-	386	-	1.255
68151100	Carbon fibres	66	547	292	18.392
68151200	Fabrics of carbon fibres	-	83	-	1.893
68151310	Yarn or thread of carbon fibres	728	18.390	147	17.380
68151390	Other than yarn or thread of carbon fibres	500	1.908	800	4.107
68151910	Yarn or thread of other carbon fibres	-	6	-	512
68151920	Bricks, paving slabs, floor tiles and similar articles of other carbon fibres	103.796	529.541	98.676	480.540
68151990	Articles of carbon fibres for non-electrical uses; other articles of graphite or other carbon for non-electrical uses; other than those of HS 68151100 - 68151920	4.152	183.199	15.525	171.705
68152000	Articles of peat	-	1	-	20
68159900	Articles of stone or of other mineral substances not containing magnesite, magnesia in the form of periclase, dolomite including in the form of dolime, or chromite	356.585	4.548.711	595.742	3.753.733
69010000	Bricks, blocks, tiles and other ceramic goods of siliceous fossil meals (for example, kieselguhr, tripolite or diatomite) or of similar siliceous earths	222.292	962.906	53.862	248.899
69021000	Refractory bricks, blocks, tiles and similar refractory ceramic constructional goods containing by weight, more than 50 % of the elements Mg, Ca or Cr, expressed as MgO, CaO or Cr2O3	-	39.803	-	58.010
69022000	Refractory bricks, blocks, tiles and similar refractory ceramic constructional goods containing by weight more than 50% of alumina (Al2O3), of silica (SiO2) of a mixture or compound of these products	19.210	19.246	7.300	7.309
69029000	Refractory bricks, blocks, tiles and similar refractory ceramic constructional goods, other than those of siliceous fossil meals or similar siliceous earths; n.e.c. in heading 6902	121.378	1.741.235	30.456	449.685
69032000	Other refractory ceramic goods containing by weight more than 50 % of alumina (Al2O3) or of a mixture or compound of alumina and of silica (SiO2)	9.375	9.819	13.125	15.050
69039000	Other refractory ceramic goods, other than those of siliceous fossil meals or of similar siliceous earths; n.e.c. in heading 6903	20.270	130.594	112.860	430.839
69041000	Ceramics building bricks	18.981	169.307	4.208	32.413
69049000	Flooring blocks, support or filler tiles and the like	408.830	2.016.039	92.753	459.092
69051000	Roofing tiles of ceramic	111.691	862.417	51.230	233.756
69059000	Chimney pot, cowl, chimney liner, architect ornament & other ceramic construction	2.120	103.102	1.018	50.930

Tabel 3 : Ekspor Indonesia menurut Komoditi (Kode HS 8 digit)

Juni 2023

Kode H S	Uraian golongan barang	Berat bersih (Kg)		Nilai F.O.B. (U S \$)	
		Bulan ini	Kumulatif	Bulan ini	Kumulatif
(1)	(2)	(3)	(4)	(5)	(6)
69060000	Ceramic pipes, conduits ,guttering, pipe fittings	1.851	1.922	1.218	1.312
69072110	Lining tiles of a kind used for grinding mills, other than those of subheadings 690730 and 690740; unglazed; of a water absorption coefficient by weight not exceeding 0.5% :	155	3.316	284	34.549
69072121	Flag and paving,hearth/wall tile; unglazed other than of subheading 690730 & 690740 in a square the side of which is less than 7 cm and water absorption coefficient by weight not exceeding by 0.5%	-	4.947	-	666
69072122	Ceramic, wall tile, unglazed; large other than of subheading 690730 & 690740 in a square the side of which is less than 7 cm and water absorption coefficient by weight not exceeding by 0.5%	22	32.098	4	17.272
69072123	Flag and paving,hearth/wall tile; glazed other than of subheading 690730 & 690740 in a square the side of which is less than 7 cm and water absorption coefficient by weight not exceeding by 0.5%	131.937	1.737.259	33.842	384.901
69072124	Ceramic, wall tile, glazed; large other than of subheading 690730 & 690740 in a square the side of which is less than 7 cm and water absorption coefficient by weight not exceeding by 0.5%	316.700	773.441	66.520	170.314
69072191	Flag and paving,hearth/wall tile; unglazed other than of subheading 690730 & 690740 in a square the side of which is 7 cm or more and water absorption coefficient by weight not exceeding by 0.5%	138.127	634.432	50.808	221.606
69072192	Ceramic, wall tile, unglazed; large other than of subheading 690730 & 690740 in a square the side of which is 7 cm or more and water absorption coefficient by weight not exceeding by 0.5%	-	1.202	-	62
69072193	Flag and paving,hearth/wall tile; glazed other than of subheading 690730 & 690740 in a square the side of which is 7 cm or more and water absorption coefficient by weight not exceeding by 0.5%	2.989.396	12.170.348	1.347.172	5.686.440
69072194	Ceramic, wall tile, glazed; large other than of subheading 690730 & 690740 in a square the side of which is 7 cm or more and water absorption coefficient by weight not exceeding by 0.5%	2.595.114	15.509.977	915.574	5.225.549
69072213	Flag and paving,hearth/wall tile; glazed other than of subheading 690730 & 690740 in a square the side of which is < 7 cm and water absorption coefficient by weight exceeding 0.5% but not exceeding 10%	271.773	1.243.362	55.670	238.264
69072214	Ceramic, wall tile, glazed; large oth than of subheading 690730 & 690740 in a square the side of which is less than 7 cm and water absorption coefficient by weight exceeding 0.5% but not exceeding 10%	100	100	230	230
69072291	Flag and paving,hearth/wall tile; unglazed other than of subheading 690730 & 690740 in a square side of which is ≥ 7 cm and water absorption coefficient by weight exceeding 0.5% but not exceeding 10%	308.880	1.057.560	40.248	137.681
69072293	Flag and paving,hearth/wall tile; glazed other than of subheading 690730 & 690740 in a square the side of which is ≥ 7 cm and water absorption coefficient by weight exceeding 0.5% but not exceeding 10%	2.877.559	21.741.078	540.564	3.818.503
69072294	Ceramic, wall tile, glazed; large other than of subheading 690730 & 690740 in a square the side of which is ≥ 7 cm and water absorption coefficient by weight exceeding 0.5% but not exceeding 10%	561.488	3.211.033	196.932	823.538
69072313	Flag and paving,hearth/wall tile; glazed other than of subheading 690730 & 690740 in a square the side of which is less than 7 cm and water absorption coefficient by weight exceeding 10%	2.464.178	15.289.224	504.768	3.176.680

Tabel 3 : Ekspor Indonesia menurut Komoditi (Kode HS 8 digit)

Juni 2023					
Kode H S	Uraian golongan barang	Berat bersih (Kg)		Nilai F.O.B. (U S \$)	
		Bulan ini	Kumulatif	Bulan ini	Kumulatif
(1)	(2)	(3)	(4)	(5)	(6)
69072393	Flag and paving,hearth/wall tile; glazed other than of subheading 690730 & 690740 in a square the side of which is ≥ 7 cm and water absorption coefficient bby weight exceeding 10%	357.312	1.962.406	97.680	519.509
69072394	Ceramic, wall tile, glazed; large other than of subheading 690730 & 690740 in a square the side of which is ≥ 7 cm and water absorption coefficient by weight exceeding 10%	9.367.992	28.533.518	1.556.522	5.171.833
69073011	Mosaic cubes and the like, other than subheading 690740; unglazed, having the largest face of which is capable of being enclosed in a square the side of which is less than 7 cm	-	0	-	1
69073019	Mosaic cubes and the like, other than subheading 690740; unglazed, having the largest face of which is capable of being enclosed in a square the side of which is 7 cm or more	340	340	358	358
69073099	Mosaic cubes and the like, other than subheading 690740, glazed; lhaving the largest face of which is capable of being enclosed in a square the side of which is 7 cm or more	1.518	4.754	324	9.885
69074010	Finishing ceramics of a kind used for lining grinding mills; unglazed	2.107	23.150	34.599	393.415
69074021	Finishing ceramics of other articles,having largest surface area visible after mounting is not exceeding 49 cm2; unglazed	20.449	128.138	8.103	45.169
69074022	Finishing ceramics of other articles,having largest surface area visible after mounting is not exceeding 49 cm2; glazed	31.500	31.536	6.682	6.700
69074092	Finishing ceramics of other articles,having largest surface area visible after mounting is more than 49 cm2; glazed	160	28.699	1.280	13.958
69091100	Ceramic of porcelain or china for laboratory, chemical other technical use	561.252	3.026.906	2.740.215	13.505.328
69091900	Ceramic wares for laboratory, chemical or other technical uses, other than articles having a hardness equivalent to 9 or more on the Mohs scale or of porcelain or china	553.106	3.239.478	6.446.651	34.614.382
69099000	Ceramic wares; pots, jars and similar articles of a kind used for the conveyance or packing of goods and ceramic troughs, tubs and similar receptacles used in agriculture	37.488	227.694	92.908	466.317
69101000	Ceramic sinks, wash basins, wash basin, of porcelain or china	1.036.490	7.034.819	2.563.717	15.720.050
69109000	Ceramic sinks, wash basins, wash basin, other than of porcelain or china	46.914	198.106	101.461	345.653
69111000	Tableware and kitchenware, of porclain or china	719.711	4.430.287	4.574.972	27.725.747
69119000	Other household articles and toilet articles, of porcelain or china	49.002	216.225	236.332	1.294.782
69120000	Ceramic tableware, kitchenware, other household articles and toilet articles, other than of porcelain or china	397.885	2.266.605	1.109.114	7.024.548
69131010	Ornamental cigarette box and ashtray, of porcelain or china	-	809	-	6.065
69131090	Statuettes and other ornamental ceramic articles, of porcelain or china; other than ornamental cigarette boxes and ashtrays	10.457	74.336	31.910	789.873
69139010	Ornamental cigarette box and ashtray, other than of porcelain or china	-	301	-	1.330
69139090	Statuettes and other ornamental ceramic articles, other than of porcelain or china; other than ornamental cigarette boxes and ashtrays	54.206	443.265	115.167	1.233.197
69141000	Other ceramic articles, of porcelain or china	41.321	109.766	17.874	287.890
69149000	Other ceramic articles, other than of porcelain or china	132.393	1.197.041	228.312	1.479.251
70021000	Glass in balls	120	243	1.157	1.234
70023110	Fused quartz or fused silica of a kind used to manufacture vacuum tubes	-	12	-	738
70023190	Fused quartz or fused silica of a kind used to other than manufacture vacuum tubes	-	209	-	775
70023240	Glass in tubes, unworked, having a linear coefficient of expansion < 5x10-6 per Kelvin w/ temperature range of 0 oC to 300 oC; of clear neutral borosilicate glass,w/ diameter ≥ 3mm but < 22mm	-	36	-	40

Tabel 3 : Ekspor Indonesia menurut Komoditi (Kode HS 8 digit)

Juni 2023					
Kode H S	Uraian golongan barang	Berat bersih (Kg)		Nilai F.O.B. (U S \$)	
		Bulan ini	Kumulatif	Bulan ini	Kumulatif
(1)	(2)	(3)	(4)	(5)	(6)
70023290	Glass in tubes, unworked, having a linear coefficient of expansion not exceeding 5 x 10-6 per Kelvin within a temperature range of 0 oC to 300 oC, other than those of HS 70023210 - 70023240	-	1	-	105
70023920	Glass in tubes, unworked, of clear neutral borosilicate glass, with a diameter of 3 mm or more but not more than 22 mm	323	7.264	13	20.619
70023990	Glass in tubes, unworked, n.e.c. in heading 7002	481	3.127	9.905	78.585
70031210	Cast and rolled glass in non-wired sheet; coloured; opacified; flashed reflecting or non layer; optical glass, not optically worked	-	5	-	44
70031220	Cast & rolled glass in non-wired sheet; coloured; opacified; flashed reflecting or non layer; other than optical glass; in squares or rectangular shape, whether or not one or more corners have been cut	1.159	5.462	2.949	9.939
70031290	Cast & rolled glass in non-wired sheet; coloured; opacified; flashed reflecting or non layer; other than optical glass; other than in squares or rectangular shape	3.288	18.340	7.682	45.983
70031910	Cast and rolled glass in non-wired sheet; not coloured, opacified, flashed reflecting or non layer; optical glass, not optically worked	-	5	-	678
70031990	Cast & rolled glass in non-wired sheet; not coloured, opacified, flashed reflecting/ non layer; other than optical glass; other than in squares or rectangular shape	-	154.045	-	129.028
70032090	Cast glass and rolled glass in wired sheets; other than in squares or rectangular shape	-	3	-	139
70033010	Cast glass and rolled glass in profiles; in squares or rectangular shape, whether or not one or more corners have been cut	100	130	120	235
70033090	Cast glass and rolled glass in profiles; other than in squares or rectangular shape	-	786	-	1.793
70042090	Optical glass ; coloured throughout, opacified, flashed or having an absorbent, reflecting or non-reflecting layer; optically work; other than in squares or rectangular shape	62	3.898	3.604	168.939
70049020	Optical glass in squares or rectangular shape, whether or not one/more corners have been cut; not coloured, opacified, flashed /having an absorbent, reflecting/non-reflecting layer; optically worked	-	2	-	300
70049090	Optical glass; not coloured throughout, opacified, flashed or having an absorbent, reflecting or non-reflecting layer; optically work; other than in squares or rectangular shape	11	388	714	2.340
70051010	Optical float glass, not optically worked, having an absorbent, reflecting or non- reflecting layer	5.767.085	38.162.989	1.913.733	12.315.707
70051090	Non-wired glass, having an absorbent, reflecting or non- reflecting layer; other than optical float glass, not optically worked	2.829.364	16.249.902	2.156.085	12.311.207
70052110	Optical float glass, not optically worked; coloured throughout, opacified, flashed or merely surface ground; not having an absorbent, reflecting or non- reflecting layer	8.304.559	40.866.427	3.853.583	17.919.944
70052190	Other non-wired glass; coloured throughout, opacified, flashed or merely surface ground; not having an absorbent, reflecting or non- reflecting layer	12.508.843	84.723.044	5.712.773	39.040.555
70052990	Other non-wired glass; not coloured throughout, opacified, flashed or merely surface ground; not having an absorbent, reflecting or non- reflecting layer	785.738	11.412.575	313.248	4.084.015
70053090	Wired glass, other than in squares or rectangular shape, whether or not one or more corners have been cut	-	5.596	-	17.613
70060090	Glass of heading 7003, 7004 or 7005, bent, edge-worked, engraved, drilled, enamelled or otherwise worked, but not framed or fitted with other materials; other than optical glass	2.832	35.143	5.561	108.096
70071110	Toughened (tempered) safety glass suitable for vehicles of chapter 87	435.928	2.613.343	1.130.800	7.963.738

Tabel 3 : Ekspor Indonesia menurut Komoditi (Kode HS 8 digit)

Juni 2023

Kode H S	Uraian golongan barang	Berat bersih (Kg)		Nilai F.O.B. (U S \$)	
		Bulan ini	Kumulatif	Bulan ini	Kumulatif
(1)	(2)	(3)	(4)	(5)	(6)
70071120	Toughened (tempered) safety glass suitable for aircraft, spacecraft of chapter 88	15	15	15.981	15.981
70071190	Toughened (tempered) safety glass suitable other than of chapter 87 and 88	6	310	82	850
70071910	Toughened (tempered) safety glass suitable for machine of heading 8429 or 8430	-	8	-	163
70071990	Toughened (tempered) safety glass suitable for other machinery	43.697	290.934	78.491	519.518
70072110	Laminated safety glass suitable for vehicles of chapter 87	411.332	2.449.439	905.885	5.221.587
70072990	Laminated safety glass suitable for other machinery	92.729	611.724	120.463	797.969
70080000	Multiple-walled insulating units of glass	120.654	544.977	318.117	1.385.641
70091000	Rear-view mirrors for vehicles	27.824	153.098	408.437	2.641.696
70099100	Unframed glass mirrors	1.107.134	6.298.463	866.048	4.763.918
70099200	Framed glass mirrors	154.410	891.054	793.836	4.851.594
70101000	Ampoules of glass	47.904	182.364	420.518	1.788.636
70102000	Stoppers, lids and other closures of glass	-	91	-	831
70109010	Carboys and demijohns of glass	182	182	72	72
70109040	Bottles and phials, of a kind used for antibiotics, serums and other injectable liquids; bottles of a kind used for intravenous fluids	132.292	1.053.252	1.169.702	9.261.570
70109091	Flasks, jars, pots, and other containers, of glass, of a kind used for the conveyance or packing of goods; preserving jars of glass; of a capacity exceeding 1 l	-	12.796	-	8.188
70109099	Flasks, jars, pots, and other containers, of glass, of a kind used for the conveyance or packing of goods; preserving jars of glass; of a capacity not exceeding 1 l	1.729.503	13.137.476	826.463	6.857.825
70111010	Glass envelops for electric lighting; stems	-	21	-	1.243
70111090	Glass envelops for electric lighting; other than stems	535	1.231	2.916	17.588
70112000	Glass envelops for cathode-ray tubes	194	279	1.360	2.136
70119000	Glass envelopes (including bulbs and tubes), open, and glass parts thereof, without fittings; other than in subheading 701110 - 701112	-	9	-	305
70131000	Glassware of a kind used for table, kitchen, toilet, office, indoor decoration or similar purposes (other than that of heading 7010 or 7018), of glass-ceramic	4.577	43.553	7.206	78.426
70132800	Stemware drinking glasses, other than of glass ceramics; other than of lead crystal	12.744	527.174	21.198	543.213
70133300	Drinking glasses, other than glass ceramics; of lead crystal	-	865	-	3.524
70133700	Drinking glasses, other than of glass ceramics; other than of lead crystal	207.690	1.868.848	161.514	1.470.059
70134100	Glassware of a kind used for table (other than drinking glasses) or kitchen purposes, other than glass ceramics; of lead crystal	-	378	-	4.079
70134200	Glassware of a kind used for table (oth than drinking glasses)/kitchen purposes, oth than glass ceramics; of glass, linear coefficient of expansion $\leq 5 \times 10^{-6}$ per Kelvin, temperature of 0 oC to 300 oC	20.951	361.917	12.446	226.782
70134900	Glassware of a kind used for table (other than drinking glasses) or kitchen purposes, other than of glass-ceramics; other than those in HS 70134100 - 70134200	4.229.105	19.329.199	3.145.096	14.442.371
70139100	Glassware of a kind used for table, kitchen, toilet, office, indoor decoration or similar purposes; other than those of subheading 701310 - 701349; of lead crystal	-	57	-	10.675
70139900	Glassware of a kind used for table, kitchen, toilet, office, indoor decoration or similar purposes; other than those of subheading 701310 - 701349; other than of lead crystal	269.502	1.416.598	755.207	4.213.760
70140010	Signalling glassware and optical elements of glass (other than those of heading 7015), not optically worked, of a kind suitable for use in motor vehicles	-	3	-	115
70140090	Signalling glassware and optical elements of glass (other than those of heading 7015), not optically worked, other than of a kind suitable for use in motor vehicles	673	3.590	325.290	1.552.518

Tabel 3 : Ekspor Indonesia menurut Komoditi (Kode HS 8 digit)

Juni 2023

Kode H S	Uraian golongan barang	Berat bersih (Kg)		Nilai F.O.B. (U S \$)	
		Bulan ini	Kumulatif	Bulan ini	Kumulatif
(1)	(2)	(3)	(4)	(5)	(6)
70151000	Glasses for corrective spectacles	-	280	-	13.683
70159010	Clock or watch glasses	-	1	-	10
70159090	Glasses for non-corrective spectacles, curved, bent, hollowed or the like, not optically worked; hollow glass spheres and their segments, for the manufacture of such glasses	-	8	-	301
70161000	Glass cubes and other glass smallwares, whether or not on a backing, for mosaics or similar decorative purposes	58	3.172	2.592	62.801
70169000	Paving blocks,slabs,bricks,squares,tiles&oth articles of pressed glass,whether/not wired,for building purposes;leaded lights;multicellular/foam glass in blocks,panels,plates,shells/similar forms	2.104.399	13.643.366	932.723	5.919.404
70171010	Quartz reactor tubes and holders designed for insertion into diffusion and oxidation furnaces for production of semiconductor wafers	-	7	-	3.069
70171090	Laboratory, hygienic or pharmaceutical glassware, whether or not graduated or calibrated; of other fused silica	0	0	7	7
70172000	Laboratory, hygienic/pharmaceutical glassware,whether/not graduated/calibrated; of oth glass having a linear coefficient of expansion ≤ 5 x 10-6 per Kelvin within a temperature range of 0 oC to 300 oC	4.123	28.982	84.576	587.495
70179000	Laboratory, hygienic or pharmaceutical glassware, whether or not graduated or calibrated; n.e.c. in heading 7017	15.505	58.055	240.640	822.125
70181010	Glass beads	711	5.234	14.449	42.516
70181090	Imitation pearls, imitation precious or semi-precious stonesand similar glass smallwares	594	5.038	16.667	188.193
70182000	Glass microspheres not exceeding 1 mm in diameter	802	2.432	8.537	27.193
70189010	Glass eyes other than prosthetic articles	-	3.447	-	6.752
70189090	Statuettes and other ornaments of lamp- worked glass, other than imitation jewellery	2.040	3.303	9.105	22.502
70191200	Rovings	1.080	189.510	740	121.449
70191300	Other yarn, slivers	-	250	-	1.420
70191500	Chemically bonded mats	4.140	14.784	57.619	204.470
70191900	Glass fibres and articles thereof; slivers, rovings, yarn and chopped strands and mats thereof, other than in subheading 701911 to 701915	662	27.222	4.287	115.431
70196100	Closed woven fabrics of rovings; mechanically bonded fabrics	-	28.400	-	41.416
70196400	Closed woven fabrics, plain weave, of yarns, coated or laminated; mechanically bonded fabrics	2.871	12.615	21.155	96.718
70196600	Open woven fabrics of a width exceeding 30 cm; mechanically bonded fabrics	31.955	190.205	129.964	715.768
70196900	Glass fibres and articles thereof; mechanically bonded fabrics, other than those of subheading 701961 - 701966	-	150	-	1.286
70197100	Veils (thin sheets); chemically bonded fabrics	-	6	-	168
70199030	Glass fibre, excluding glass wool	-	441	-	1.495
70199090	Glass fibres and articles thereof; other than those of HS 70191100 - 70199050	7.899	62.686	38.132	418.856
70200011	Glass moulds, of a kind used for the manufacture of acrylic goods	1.694	7.352	3.481	20.422
70200019	Glass moulds, of a kind other than used for the manufacture of acrylic goods	16.548	109.084	46.397	323.205
70200030	Glass inners for vacuum flasks or other vacuum vessels	551	3.061	3.895	12.849
70200040	Evacuated tubes for solar energy collectors	-	405	-	107
70200090	Other articles of glass; n.e.c in heading 7020	47.784	220.350	159.589	730.533
71012100	Unworked cultured pearls	937	4.955	3.550.550	50.759.383
71012200	Worked cultured pearls	-	68	-	716.668
71022900	Industrial diamond, worked	0	1	141.539	1.486.345
71023900	Non-industrial diamond, worked	1	1	481	173.062
71031090	Precious stones (other than diamonds) and semi-precious stones, unworked or simply sawn or roughly shaped; other than rubies or jade	-	361	-	14.785

Tabel 3 : Ekspor Indonesia menurut Komoditi (Kode HS 8 digit)

Juni 2023

Kode H S	Uraian golongan barang	Berat bersih (Kg)		Nilai F.O.B. (U S \$)	
		Bulan ini	Kumulatif	Bulan ini	Kumulatif
(1)	(2)	(3)	(4)	(5)	(6)
71039190	Sapphires and emeralds, worked	39	72	445	2.389
71039900	Precious stones (other than diamonds) and semi-precious stones, worked; other than rubies, sapphires and emeralds	633.481	675.764	251.194	914.571
71041020	Piezo-electric quartz, worked	-	19	-	4.355
71042100	Synthetic or reconstructed diamonds, unworked or simply sawn or roughly shaped	0	1	605	2.267
71049100	Synthetic or reconstructed diamonds, worked	-	24	-	81.675
71049900	Synthetic or reconstructed precious or semi-precious stones, other than diamonds, worked	0	83	50	3.341
71051000	Dust and powder of diamonds	0	0	15	23
71059000	Dust and powder of natural or synthetic precious or semi- precious stones, other than of diamonds	-	1	-	1
71069100	Silver, unwrought	9.305	60.297	6.636.483	43.561.533
71070000	Base metals clad with silver, not further worked than semi- manufactured	-	7	-	1.856
71081210	Non-monetary gold in unwrought forms; in lumps, ingots or cast bars	970	6.350	60.536.587	395.185.168
71081290	Non-monetary gold in unwrought forms; other than in lumps, ingots or cast bars	-	1	-	1.565
71101190	Platinum, unwrought or in powder form; other than in lumps, ingots, cast bars or in powder form	-	1	-	1
71123000	Ash containing precious metal or precious metal compounds	3.003	147.661	473.528	524.112
71129100	Waste and scrap of gold, including metal clad with gold but excluding sweepings containing other precious metals	4	161	50.024	339.894
71129200	Waste and scrap of platinum, including metal clad with platinum but excluding sweepings containing other precious metals	2	4.008	1.555	813.038
71129910	Waste and scrap of silver, including metal clad with silver but excluding sweepings containing other precious metals	7.284	34.612	608.489	3.040.055
71129990	Waste & scrap of precious metal (oth than of gold, platinum, silver);waste&scrap containing precious metal/metal compounds,principally for the recovery of precious metal oth than goods of heading 8549	-	666.630	-	600.539.992
71131110	Part of silver jewellery, whether or not plated or clad with precious metal	160	952	538.402	3.149.783
71131190	Articles of silver jewellery other than its parts, whether or not plated or clad with precious metal	10.185	52.701	8.757.980	43.053.684
71131910	Part of other precious metal jewellery (other than of silver), whether or not plated or clad with precious metal	1.885	4.793	113.530.333	286.331.259
71131990	Articles of other precious metal jewellery (other than its parts), other than of silver, whether or not plated or clad with precious metal	3.386	47.580	140.190.666	2.421.685.378
71132090	Articles of base metal jewellery, other than its parts, clad with precious metal	27	596	15.133	109.010
71141100	Articles of silversmiths' wares and parts there of, whether or not plated or clad with other precious metal	24	234	27.481	137.859
71141900	Articles of goldsmiths' wares and parts there of, whether or not plated or clad with other precious metal	-	1.010	-	48.557.995
71151000	Catalysts in the form of wire cloth or grill, of platinum	275	730	1.865	4.715
71159010	Other articles of gold or silver	4	18	2.866	29.076
71159090	Other articles of precious metal or of metal clad with precious metal; other than catalysts in the form of wire cloth/grill, of platinum; other than of gold/silver, or of metal clad with gold/ silver	1	2	109	771
71161000	Articles of natural or cultured pearl	-	247	-	2.218
71162000	Articles of precious or semi-precious stones (natural, synthetic or reconstructed)	4.701	5.119	26.787	48.914
71171110	Imitation jewellery of base metal, whether or not plated with precious metal; parts of cuff-links and studs	-	145	-	5.086
71171190	Imitation jewellery of base metal, whether or not plated with precious metal; cuff-links and studs; other than its parts	10.084	47.379	717.311	3.307.421

Tabel 3 : Ekspor Indonesia menurut Komoditi (Kode HS 8 digit)

Juni 2023

Kode H S	Uraian golongan barang	Berat bersih (Kg)		Nilai F.O.B. (U S \$)	
		Bulan ini	Kumulatif	Bulan ini	Kumulatif
		(1)	(2)	(3)	(4)
71171910	Imitation jewellery of base metal, whether or not plated with precious metal; other than cuff-links and studs; bangles	1	165	127	28.395
71171920	Imitation jewellery of base metal, whether or not plated with precious metal; other than cuff-links and studs; other than bangles	4.428	54.943	254.644	2.166.528
71171990	Part of imitation jewellery of base metal, whether or not plated with precious metal; other than parts of cuff-links and studs	5.837	48.070	471.595	2.727.882
71179010	Imitation jewellery; other than of base metal; bangles	62	316	1.020	11.778
71179020	Imitation jewellery; other than of base metal; other than bangles	818	7.749	54.177	343.557
71179094	Parts of imitation jewelry; wholly of plastics, glass, wood, worked tortoise shell, ivory, bone, horn, coral, mother-of-pearl, other animal carving material, worked vegetable/mineral carving material/ of porcelain	8.987	98.608	22.054	190.817
71179099	Part of imitation jewellery, other than of base metal; other than those of HS 71179094	15.336	100.941	258.827	1.644.043
71181090	Coin (other than gold coin), not being legal tender; other than silver coin	25	249	758	7.379
71189010	Gold coin, whether or not legal tender	123	1.525	2.091	26.561
71189090	Coin, whether or not legal tender; other than gold coin or silver coin	19	115	558	3.729
72015000	Alloy pig iron; spiegeleisen	-	25.283.881	-	22.226.147
72022100	Ferro-silicon containing by weight more than 55 % silicon	-	623.300	-	995.910
72023000	Ferro-silico-manganese	1.042.330	4.936.090	1.201.632	5.628.996
72026000	Ferro-nickel	702.675.881	3.636.728.491	1.214.100.266	7.188.894.835
72029900	Ferro-alloys; n.e.c. in heading 7202	4.000	7.300	9.924	19.676
72041000	Waste and scrap of cast iron	34.018	504.607	20.411	381.613
72042100	Waste and scrap of alloy steel; of stainless steel	2.255.215	15.320.869	3.198.209	22.892.765
72042900	Waste and scrap, of alloy steel; other than of stainless steel	-	15	-	3
72044900	Waste and scrap of iron or steel; other than turning, shaving, chip, milling waste, sawdust, filing, trimming and stamping, whether or not in bundle	-	655.551	-	360.386
72045000	Remelting scrap ingots of iron or steel	-	4	-	0
72051000	Granules, of pig iron, spiegeleisen, iron or steel	-	2.352	-	2.279
72052100	Powders of alloy steel	2	33.002	68.872	70.752
72052900	Powders, of pig iron, spiegeleisen, iron or steel; other than of alloy steel	300	80.253	1.192	190.474
72061010	Iron and non-alloy steel in ingots or other primary forms other than iron heading of 7203, containing by weight more than 06% of carbon	-	0	-	30
72061090	Iron and non-alloy steel in ingots or other primary forms other than iron heading of 7203, containing by weight not more than 06% of carbon	-	1	-	1
72069000	Iron and non-alloy steel in primary forms other than iron heading of 7203, other than ingot	7.224	59.580	142.922	665.505
72071100	Semi-finished products of iron or non-alloy steel; containing by weight < 0.25 % of carbon; of rectangular (including square) cross-section, the width measuring less than twice the thickness	135.568.980	451.512.280	72.421.998	246.030.058
72071210	Semi-finished products of iron or non-alloy steel slabs; containing by weight < 0.25% of carbon; of rectangular (other than square) cross-section, the width measuring less than twice the thickness	100.896.060	351.066.508	61.431.116	213.051.458
72071290	Semi-finished products of iron/non-alloy steel other than slabs; containing by weight < 0.25% of carbon; of rectangular (other than square) cross-section, the width measuring less than twice the thickness	1.962	8.996	9.133	50.581
72071900	Semi-finished products of iron or non-alloy steel; containing by weight < 0.25 % of carbon; other than of rectangular cross-section, the width measuring less than twice the thickness	40	13.624	28	24.542

Tabel 3 : Ekspor Indonesia menurut Komoditi (Kode HS 8 digit)

Juni 2023

Kode H S	Uraian golongan barang	Berat bersih (Kg)		Nilai F.O.B. (U S \$)	
		Bulan ini	Kumulatif	Bulan ini	Kumulatif
(1)	(2)	(3)	(4)	(5)	(6)
72072010	Semi-finished products of iron or non-alloy steel slabs; containing by weight ≥ 0.25 % but < 0.6 % of carbon	-	49.911.240	-	30.412.000
72072029	Other than blocks roughly shaped by forging; sheet bars, not slabs; containing by weight ≥ 0.25 % but < 0.6 % of carbon	39.572.280	300.257.340	20.701.992	162.242.708
72072092	Blocks roughly shaped by forging; sheet bars, not slabs; containing by weight ≥ 0.6 % of carbon	1.570	4.023	11.151	23.919
72072099	Other than blocks roughly shaped by forging; sheet bars, not slabs; containing by weight ≥ 0.6 % of carbon	-	120	-	500
72081000	Flat-rolled products of iron or non-alloy steel in coils, of a width ≥ 600 mm; not further worked than hot-rolled, with patterns in relief, not clad, plated or coated	220	370	178	299
72082600	Flat-rolled products of iron or non-alloy steel in coils, of a width ≥ 600 mm; of a thickness ≥ 3 mm but < 4.75 mm; not further worked than hot-rolled, pickled, not clad, plated or coated	-	39.410	-	49.884
72082711	Flat-rolled products of iron or non-alloy steel in coils, of a width ≥ 600 mm; of a thickness < 2 mm; containing carbon $\geq 0.6\%$; not further worked than hot-rolled, pickled, not clad, plated or coated	-	18	-	1.426
72082719	Flat-rolled products of iron or non-alloy steel in coils, of a width ≥ 600 mm; of a thickness < 2 mm; containing carbon $< 0.6\%$; not further worked than hot-rolled, pickled, not clad, plated or coated	2	2	2.000	2.000
72083600	Flat-rolled products of iron or non-alloy steel in coils, of a width ≥ 600 mm; of a thickness > 10 mm; not further worked than hot-rolled, not clad, plated or coated	-	17.689.616	-	10.539.506
72083700	Flat-rolled products of iron or non-alloy steel in coils, of a width ≥ 600 mm; of a thickness ≥ 4.75 mm but ≤ 10 mm; not further worked than hot-rolled, not clad, plated or coated	-	69.425.019	-	44.554.912
72083800	Flat-rolled products of iron or non-alloy steel in coils, of a width ≥ 600 mm; of a thickness ≥ 3 mm but < 4.75 mm; not further worked than hot-rolled, not clad, plated or coated	-	81.712.368	-	52.137.735
72083990	Flat-rolled products of iron or non-alloy steel in coils, of a width ≥ 600 mm; of a thickness $> 1,5$ mm but < 3 mm; containing carbon $\geq 0.6\%$; not further worked than hot-rolled, not clad, plated/coated	-	109.709.614	-	69.089.615
72084000	Flat-rolled products of iron or non-alloy steel in coils, of a width ≥ 600 mm; not in coils, not further worked than hot-rolled, with patterns in relief, plated or coated	-	755	-	394
72085100	Flat-rolled products of iron or non-alloy steel not in coils, of a width ≥ 600 mm; of a thickness > 10 mm; not further worked than hot-rolled, not clad, plated or coated	28.981.166	228.743.683	23.603.598	177.547.251
72085200	Flat-rolled products of iron or non-alloy steel not in coils, of a width ≥ 600 mm; of a thickness ≥ 4.75 mm but ≤ 10 mm; not further worked than hot-rolled, not clad, plated or coated	4.593.757	58.838.161	3.836.695	46.223.150
72085300	Flat-rolled products of iron or non-alloy steel not in coils, of a width ≥ 600 mm; of a thickness ≥ 3 mm but < 4.75 mm; not further worked than hot-rolled, not clad, plated or coated	37	68.994	66	8.275
72085490	Flat-rolled products of iron/non-alloy steel not in coils, of a width ≥ 600 mm; of a thickness > 0.17 mm but < 3 mm; containing carbon $< 0.6\%$; not further worked than hot-rolled,not clad,plated/coated	3.677	5.986	11.277	14.133
72089090	Flat-rolled products of iron/non-alloy steel,other than coil and not coils, of a width ≥ 600 mm; other than with of a thickness ≤ 0.17 mm and containing carbon $<0.6\%$; hot-rolled,not clad,plated/coated	-	136.920	-	146.493
72091690	Flat-rolled products of iron or non-alloy steel in coil; of a width $> 1,250$ mm; of a thickness > 1 mm but < 3 mm; not further worked than cold-rolled, not clad, plated or coated	5.136	22.256	15.605	67.623

Tabel 3 : Ekspor Indonesia menurut Komoditi (Kode HS 8 digit)

Juni 2023

Kode H S	Uraian golongan barang	Berat bersih (Kg)		Nilai F.O.B. (U S \$)	
		Bulan ini	Kumulatif	Bulan ini	Kumulatif
		(1)	(2)	(3)	(4)
72091710	Flat-rolled products of iron or non-alloy steel in coil; of a width \geq 600 mm but \leq 1,250 mm; of a thickness \geq 0.5 but \leq 1 mm; not further worked than cold-rolled, not clad, plated or coated	-	487.530	-	335.096
72092710	Flat-rolled products of iron or non-alloy steel not in coil; of a width \geq 600 mm and \leq 1,250 mm; of a thickness \geq 0.5 but \leq 1 mm; not further worked than cold-rolled, not clad, plated or coated	-	2.732	-	23.438
72092890	Flat-rolled products of iron/non-alloy steel not in coil,oth than tin-mil blackpate;of width \geq 600mm;carbon<0.6%&of thickness>0.17mm but<0.5mm;not further worked than cold-rolled,not clad,plated/coated	-	0	-	50
72101190	Flat-rolled products of iron or non-alloy steel, of a width \geq 600 mm, clad, plated or coated with tin; of a thickness \geq 0.5 mm; containing by weight < 0.6 % of carbon	1	8.484	18	14.636
72101290	Flat-rolled products of iron or non-alloy steel, of a width \geq 600 mm, clad, plated or coated with tin; of a thickness < 0.5 mm; containing by weight < 0.6 % of carbon	17.048	34.570	42.844	91.626
72103011	Flat-rolled products of iron or non-alloy steel, of a width \geq 600 mm, clad, electrolytically plated or coated with zinc; containing by weight < 0.6 % of carbon; of a thickness \leq 1.2 mm	20.834	20.834	27.084	27.084
72103019	Flat-rolled products of iron or non-alloy steel, of a width \geq 600 mm, clad, electrolytically plated or coated with zinc; containing by weight < 0.6 % of carbon; of a thickness > 1.5 mm	3.367	9.268	86.550	233.191
72103099	Flat-rolled products of iron or non-alloy steel, of a width \geq 600 mm, clad, electrolytically plated or coated with zinc; containing by weight \geq 0.6 % of carbon; of a thickness > 1.2 mm	-	5.153	-	5.097
72104111	Flat-rolled products of iron or non-alloy steel, of a width \geq 600 mm, clad, otherwise plated or coated with zinc; corrugated; containing by weight < 0.6 % of carbon; of a thickness \leq 1.2 mm	8.432	8.432	6.184	6.184
72104119	Flat-rolled products of iron or non-alloy steel, of a width \geq 600 mm, clad, otherwise plated or coated with zinc; corrugated; containing by weight < 0.6 % of carbon; of a thickness > 1.5 mm	-	59.732	-	3.172
72104199	Flat-rolled products of iron or non-alloy steel, of a width \geq 600 mm, clad, otherwise plated or coated with zinc; corrugated; containing by weight \geq 0.6 % of carbon; of a thickness > 1.2 mm	-	1.135	-	385
72104911	Flat-rolled products of iron/non-alloy steel,of a width \geq 600mm,clad,plated/coated w/ zinc by the iron-zinc alloyed coating method;oth than corrugated;by weight <0,04% of carbon&of a thickness \leq 1.2mm	17.524	197.152	39.790	439.310
72104917	Flat-rolled products of iron/non-alloy steel, of a width \geq 600 mm, clad, plated/coated with zinc; oth than corrugated; by weight < 0.6 % of carbon & of a thickness \leq 1.2 mm	2.600.365	16.714.633	2.800.798	17.586.342
72104919	Flat-rolled products of iron/non-alloy steel, of a width \geq 600 mm, clad, plated/coated with zinc; oth than corrugated; by weight < 0.6 % of carbon & of a thickness > 1.5 mm	-	10.853	-	10.747
72105000	Flat-rolled products of iron or non-alloy steel, of a width \geq 600 mm, clad, plated or coated with chromium oxides or with chromium and chromium oxides	375.318	3.127.666	445.119	4.664.161
72106111	Flat-rolled products of iron or non-alloy steel, of a width \geq 600 mm, clad, plated or coated with aluminium-zinc alloys; by weight < 0.6 % of carbon; of a thickness \leq 1.2 mm	1.203.280	201.602.675	1.191.520	5.507.981
72106112	Flat-rolled products of iron or non-alloy steel, of a width \geq 600 mm, clad, plated or coated with aluminium-zinc alloys; by weight < 0.6 % of carbon; of a thickness > 1.2 mm but \leq 1.5 mm	1.115	1.115	1.528	1.528

Tabel 3 : Ekspor Indonesia menurut Komoditi (Kode HS 8 digit)

Juni 2023

Kode H S	Uraian golongan barang	Berat bersih (Kg)		Nilai F.O.B. (U S \$)	
		Bulan ini	Kumulatif	Bulan ini	Kumulatif
		(1)	(2)	(3)	(4)
72106199	Flat-rolled products of iron or non-alloy steel, of a width \geq 600 mm, clad, plated or coated with aluminium-zinc alloys; by weight \geq 0.6 % of carbon; of a thickness > 1.2 mm & other than corrugated	-	1.675	-	445
72106999	Flat-rolled products of iron or non-alloy steel, of a width \geq 600 mm, clad, other than plated or coated with aluminium-zinc alloys; by weight \geq 0.6 % of carbon; of a thickness > 1.2 mm	147.707	302.106	62.454	178.908
72107012	Flat-rolled products of iron or non-alloy steel, of a width \geq 600 mm, clad, painted after coating with zinc; varnished or coated with plastics; by weight < 0.6 % of carbon & of a thickness \leq 1.5 mm	-	4	-	10
72107013	Flat-rolled products of iron/non-alloy steel, of a width \geq 600mm,clad,painted after coating with aluminium-zinc alloys; varnished/coated w/ plastics; by weight < 0.6% of carbon&of a thickness \leq 1.5mm	-	158.347	-	147.263
72107019	Flat-rolled products of iron/non-alloy steel,of width \geq 600mm,clad,painted oth than after coating w/ zinc/aluminium-zinc alloys;varnished/coated w/ plastic;by weight<0.6% of carbon&of thickness \leq 1.5mm	-	1.895.005	-	3.601.064
72107021	Flat-rolled products of iron or non-alloy steel, of a width \geq 600 mm, clad, painted, varnished or coated with plastics; by weight < 0.6 % of carbon	470	1.009	2.397	10.103
72107029	Flat-rolled products of iron or non-alloy steel, of a width \geq 600 mm, clad, other than painted, varnished or coated with plastics; by weight < 0.6 % of carbon	1.025	1.025	1.929	1.929
72109010	Flat-rolled products of iron or non-alloy steel, of a width \geq 600 mm; clad, plated or coated other than in HS 72101110 - 72107091; by weight < 0.6 % of carbon and of thickness \leq 15 mm	-	53.517	-	63.073
72109090	Flat-rolled products of iron or non-alloy steel, of a width \geq 600 mm; clad, plated or coated other than in HS 72101110 - 72107091; by weight < 0.6 % of carbon and of thickness > 15 mm	11.200	22.582	28.493	56.978
72111314	Flat-rolled products of iron/non-alloy steel,not clad, plated/coated;hot-rolled;rolled on four faces or in a closed box pass, width > 150mm, thick \geq 4mm; weight < 0.6% carbon; universal plates	-	1	-	7
72111319	Flat-rolled products of iron/non-alloy steel,not clad,plated;hot-rolled;rolled 4 faces/in a closed box pass,width>150mm,thick \geq 4mm;weight<0.6%carbon;oth than corrugated,hoop&strip,universal plates	-	656.205	-	1.729.947
72111399	Flat-rolled products of iron/non-alloy steel,not clad,plated/coated;hot-rolled;rolled 4 faces/in a closed box pass,width>150mm,thick \geq 4mm; weight \geq 0.6% carbon;oth than hoop & strip,universal plates	-	125	-	75
72111417	Flat-rolled products of iron/non-alloy steel, not clad, plated or coated; hot-rolled;oth than rolled on four faces or in a closed box pass; thick \geq 4.75mm; weight < 0.6% carbon; universal plates	116	199	178	286
72111919	Flat-rolled products of iron/non-alloy steel,not clad, plated/coated,width<600mm;hot-rolled;oth than rolled on 4 faces;weight < 0.6% carbon;oth than hoop & strip,universal plates, corrugated	-	6.845	-	8.664
72111999	Flat-rolled products of iron/non-alloy steel,not clad, plated/coated,width<600mm;hot-rolled;oth than rolled on 4 faces;weight \geq 0.6% carbon;oth than hoop & strip,universal plates	28.525	52.894	34.554	65.905
72112390	Flat-rolled products of iron/non-alloy steel, not clad, plated/coated, width<600mm; cold-rolled; weight < 0.25% carbon; oth than corrugated; oth than hoop&strip width \leq 400 mm; oth than thick \leq 0.17mm	-	40.800	-	21.624

Tabel 3 : Ekspor Indonesia menurut Komoditi (Kode HS 8 digit)

Juni 2023

Kode H S	Uraian golongan barang	Berat bersih (Kg)		Nilai F.O.B. (U S \$)	
		Bulan ini	Kumulatif	Bulan ini	Kumulatif
		(1)	(2)	(3)	(4)
72112990	Flat-rolled products of iron/non-alloy steel, not clad, plated/coated, width<600mm; cold-rolled; weight ≥ 0.25% carbon; oth than corrugated; oth than hoop&strip width ≤400 mm; oth than thick ≤ 0.17mm	456	456	572	572
72119099	Flat-rolled products of iron/non-alloy steel,not clad, plated/coated; further worked than hot-rolled or cold-rolled; weight ≥ 0.6% carbon; of a thickness of > 0.17 mm	-	5.045	-	16.522
72121019	Flat-rolled products of iron/non-alloy steel; plated/coated with tin; weight < 0.6 % of carbon; other than hoop & strip of a width ≤ 25 mm or of a width > 400 mm	-	6.598	-	6.962
72122090	Flat-rolled products of iron/non-alloy steel; electrolytically plated/coated with zinc; other than hoop&strip, of a width ≤ 400 mm; other than containing by weight < 0.6 % of carbon & of thick ≤ 15 mm	-	0	-	1
72123012	Flat-rolled products of iron/non-alloy steel; otherwise plated or coated with zinc; weight < 0.6 % of carbon; hoop and strip, of a width > 25 mm and ≤ 400 mm	-	19.272	-	22.056
72123013	Flat-rolled products of iron/non-alloy steel; otherwise plated or coated with zinc; weight < 0.6 % of carbon; other than hoop and strip; of a thickness of ≤ 15 mm	562.784	1.116.093	611.356	1.235.419
72123019	Flat-rolled products of iron/non-alloy steel;otherwise plated/coated with zinc; weight<0.6% of carbon;oth than hoop&strip;oth than of thick≤15 mm;oth than coated zinc/iron-zinc alloy coating method	-	0	-	6
72125014	Flat-rolled products of iron/non-alloy steel; plated/coated with chromium oxides/with chromium&chromium oxides; hoop and strip, of a width > 25 mm; universal plates	-	167	-	365
72125019	Flat-rolled products of iron/non-alloy steel; plated/coated with chromium oxides/with chromium&chromium oxides; other than hoop and strip, of a width > 25 mm; universal plates	-	14	-	77
72125024	Flat-rolled products of iron/non-alloy steel; plated/coated with aluminium-zinc alloys; hoop and strip, of a width > 25 mm; universal plates	94.896	1.259.030	320.706	1.451.626
72125029	Flat-rolled products of iron/non-alloy steel; plated/coated with aluminium-zinc alloys; other than hoop and strip; other than universal plate	43.286	517.517	53.897	449.556
72125099	Flat-rolled products of iron/non-alloy steel; other than plated/coated with chromium oxides/with chromium&chromium oxides/with aluminium-zinc alloys;other than hoop & strip;other than universal plate	-	106.847	-	74.842
72126019	Flat-rolled products of iron/non-alloy steel; clad; weight < 0.6 % of carbon; other than hoop andstrip; other than of a thickness of ≤ 15 mm	-	3	-	0
72131010	Bars & rods, hot-rolled, in irregularly wound coils, of iron or non-alloy steel; containing indentations, ribs, grooves or other deformations; of circular cross-section measuring ≤ 50 mm in diameter	2.000	15.045	250	4.345
72131090	Bars & rods, hot-rolled, in irregularly wound coils, of iron or non-alloy steel; containing indentations, ribs, grooves or other deformations; of circular cross-section measuring > 50 mm in diameter	-	491	-	845
72132000	Bars & rods, hot-rolled, in irregularly wound coils, of iron or non-alloy steel; other than containing indentations, ribs, grooves or other deformations; of free-cutting steel	100.641	853.702	66.418	655.352
72139110	Bars&rods,hot-rolled,irregularly wound coils;oth than contain indentations,ribs,grooves;oth than of free-cutting steel;circular cross-section<14mm diameter;for producing soldering sticks	-	1.365.443	-	1.125.424

Tabel 3 : Ekspor Indonesia menurut Komoditi (Kode HS 8 digit)

Juni 2023

Kode H S	Uraian golongan barang	Berat bersih (Kg)		Nilai F.O.B. (U S \$)	
		Bulan ini	Kumulatif	Bulan ini	Kumulatif
		(1)	(2)	(3)	(4)
72139120	Bars&rods,hot-rolled,irregularly wound coils;oth than contain indentations,ribs,grooves;oth than of free-cutting steel;circular cross-section<14mm diameter;for concrete reinforcement/rebars	304.330	1.805.790	184.206	1.199.071
72139130	Bars&rods,hot-rolled,irregularly wound coils;oth than indentations,ribs,grooves;oth than free-cutting steel;circular cross-section<14mm diameter;weight≥0.6% carbon,≤0.03% phosphorus&≤0.035% sulphur	-	4.084	-	3.349
72139190	Bars&rods,hot-rolled,irregularly wound coils;oth than contain indentations,ribs,grooves;oth than of free-cutting steel;circular cross-section<14mm diameter; other than those of HS 72139110 - 72139130	73.051.127	501.521.374	41.266.534	295.465.980
72139920	Bars&rods,hot-rolled,irregularly wound coils;oth than contain indentations,ribs,grooves;oth than of free-cutting steel;circular cross-section≥14mm diameter;for concrete reinforcement (rebars)	25.012	150.034	17.929	108.860
72139990	Bars&rods,hot-rolled,irregularly wound coils;oth than indentations;oth than free-cutting steel;circular cross-section≥14mm diameter;oth than for produce soldering sticks;oth than for concrete rebars	33.216	33.266	34.421	34.516
72141019	Other bars&rods of iron/non-alloy steel,not further worked than forged,hot-rolled,hot-drawn,but including those twisted after rolling;forged;weight < 0.6% carbon;oth than of circular cross-section	34.794	432.465	18.529	656.744
72141029	Other bars&rods of iron/non-alloy steel,not further worked than forged,hot-rolled,hot-drawn,but including those twisted after rolling;forged;weight ≥ 0.6% carbon;oth than of circular cross-section	54.335	81.747	46.206	69.616
72142031	Other bars&rods of iron,not further worked than forged,hot-rolled;containing indentations,ribs;weight<0.6%carbon;of circular cross-section;for concrete rebars	-	316.866	-	231.396
72142039	Other bars&rods of iron,not further worked than forged,hot-rolled;containing indentations,ribs;weight<0.6%carbon;of circular cross-section;oth than used for concrete rebars	5.179.200	41.125.493	3.465.384	27.502.203
72142049	Other bars&rods of iron,not further worked than forged,hot-rolled;containing indentations,ribs;weight<0.6%carbon;oth than of circular cross-section;oth than for concrete rebars	-	280	-	140
72142061	Other bars&rods of iron,not further worked than forged,hot-rolled;containing indentations,ribs;weight≥0.6%carbon;oth than of circular cross-section;for concrete rebars	289.895	833.313	159.843	428.638
72142069	Other bars&rods of iron,not further worked than forged,hot-rolled;containing indentations,ribs;weight≥0.6%carbon;oth than of circular cross-section;oth than for concrete rebars	23	56	17	41
72143090	Other bars&rods of iron,not further worked than forged,hot-rolled; oth than containing indentations,ribs; of free-cutting steel; oth than of circular cross-section	32.752	144.717	13.325	65.685
72149120	Other bars&rods of iron,not further worked than forged,hot-rolled; of rectangular/other than square cross-section; weight ≥ 0.6% carbon	-	2.484	-	2.305
72149919	Other bars&rods of iron,not further worked than forged,hot-rolled;oth than of rectangular;weight≥0.6% carbon,oth than of circular cross-section;oth than weight < 1.15% of manganese	-	32.504	-	7.988
72149991	Other bars&rods of iron,not further worked than forged,hot-rolled;oth than of rectangular/oth than square cross-section;weight< 0.6% carbon;weight <0.38% carbon, ≤0.05% phosphorus & ≤ 0.05% sulphur	249.953	2.539.951	268.191	2.723.711
72149992	Other bars&rods of iron,not further worked than forged,hot-rolled;oth than of rectangular/oth than square cross-section;weight< 0.6% carbon;weight ≥ 0.38 % carbon & < 1.15 % manganese	138.385	557.592	131.759	536.305

Tabel 3 : Ekspor Indonesia menurut Komoditi (Kode HS 8 digit)

		Juni 2023			
Kode H S	Uraian golongan barang	Berat bersih (Kg)		Nilai F.O.B. (U S \$)	
		Bulan ini	Kumulatif	Bulan ini	Kumulatif
(1)	(2)	(3)	(4)	(5)	(6)
72149999	Other bars&rods of iron,not further worked than forged,hot-rolled;oth than of rectangular/oth than square cross-section;weight<0.6% carbon; other than those of HS 72149991 - 72149993	349.252	2.583.486	216.629	1.777.217
72151010	Other bar & rod iron/non-alloy steel; of free-cutting steel, not furtherwork than cold finished; of circular cross-section	7.579	10.102	6.781	11.841
72151090	Other bar & rod iron/non-alloy steel; of free-cutting steel,not furtherwork than cold finished; oth than of circular cross-section	1.215	1.965	1.159	2.244
72155099	Other bar & rod iron/non-alloy steel; other than of free-cutting steel,not furtherwork than cold finished; weight < 0.6%carbon; other than of a kind used for concrete reinforcement (rebars)	14.736	15.836	13.001	13.789
72159091	Other bar & rod iron/non-alloy steel; other than of free-cutting steel; other than of a kind used for concrete reinforcement (rebars); of circular cross-section	-	1.013	-	3.291
72159099	Other bar & rod iron/non-alloy steel; other than of free-cutting steel; other than of a kind used for concrete reinforcement (rebars); other than of circular cross-section	1.101	11.805	1.901	28.123
72161000	Angles, shapes & sections of iron/non-alloy steel; U, I or H sections, not further worked than hot-rolled, hot-drawn/extruded, of a height < 80 mm	72	412	5.594	5.710
72162190	Angles, shapes & sections of iron/non-alloy steel; L sections, not further worked than hot-rolled, hot-drawn/extruded, of a height < 80 mm; weight ≥ 0.6 % of carbon	153.116	1.014.687	119.077	732.380
72163110	Angles, shapes & sections of iron/non-alloy steel; U sections, not further worked than hot-rolled, hot-drawn/extruded, of a height ≥ 80 mm; weight ≥ 0.6 % of carbon	-	437	-	1.562
72163190	Angles, shapes & sections of iron/non-alloy steel; U sections, not further worked than hot-rolled, hot-drawn/extruded, of a height ≥ 80 mm; weight < 0.6 % of carbon	3.477	90.058	2.510	31.830
72163290	Angles, shapes & sections of iron/non-alloy steel; I sections, not further worked than hot-rolled, hot-drawn/extruded, of a height ≥ 80 mm; of a thickness of more than 5 mm	-	2.251.131	-	62.028
72163311	Angles, shapes & sections of iron/non-alloy steel;H sections, not further worked than hot-rolled, hot-drawn/extruded, of a height ≥ 80 mm;weight < 0.6% of carbon;thickness of flange ≥ thickness of web	1.950	90.040	21.653	95.899
72163319	Angles, shapes & sections of iron/non-alloy steel;H sections, not further worked than hot-rolled, hot-drawn/extruded, of a height ≥ 80 mm;weight < 0.6% of carbon;thickness of flange < thickness of web	14.970	17.425	10.994	13.785
72163390	Angles, shapes & sections of iron/non-alloy steel;H sections, not further worked than hot-rolled, hot-drawn/extruded, of a height ≥ 80 mm;weight ≥ 0.6% of carbon	2.042	259.526	5.251	56.260
72164090	Angles, shapes & sections of iron/non-alloy steel; L or T sections, not further worked than hot-rolled, hot-drawn/extruded, of a height ≥ 80 mm;weight < 0.6% of carbon	539.818	802.735	429.695	623.106
72165019	Angles, shapes & sections of iron/non-alloy steel; other angles, shapes and sections, not further worked than hot-rolled, hot-drawn/extruded, of a height < 80 mm; weight < 0.6% of carbon	226	2.618	183	3.386
72165099	Angles, shapes & sections of iron/non-alloy steel; other angles, shapes and sections, not further worked than hot-rolled, hot-drawn/extruded, of a height ≥ 80 mm; weight < 0.6% of carbon	35.079	73.569	41.052	96.252
72166900	Angles, shapes & sections of iron/non-alloy steel; not further worked than cold- formed or cold-finished; other than obtained from flat-rolled products	9.064	46.896	68.618	279.461
72169110	Angles of iron/non-alloy steel, other than slotted angles, weight ≥ 0.6% of carbon; cold-formed or cold-finished from flat-rolled products	6.110	6.110	7.660	7.660

Tabel 3 : Ekspor Indonesia menurut Komoditi (Kode HS 8 digit)

Juni 2023

Kode H S	Uraian golongan barang	Berat bersih (Kg)		Nilai F.O.B. (U S \$)	
		Bulan ini	Kumulatif	Bulan ini	Kumulatif
(1)	(2)	(3)	(4)	(5)	(6)
72169190	Angles of iron/non-alloy steel, other than slotted angles, weight < 0.6% of carbon; cold-formed or cold-finished from flat-rolled products	-	99	-	75
72169900	Angles, shapes & sections of iron/non-alloy steel; other than cold-formed or cold-finished from flat-rolled products	867	106.894	6.556	155.974
72171010	Wire of iron or non-alloy steel; not plated or coated, whether or not polished; containing by weight < 0.25 % of carbon	21.310	172.811	16.716	230.097
72171022	Reed wire; wire of a kind used for making strands for prestressing concrete; free-cutting steel wire; not plated or coated, whether or not polished; weight ≥ 0.25 % but < 0.6 % of carbon	1	508	14	1.176
72171029	Other than reed wire; wire of a kind used for making strands for prestressing concrete; free-cutting steel wire; not plated or coated, whether or not polished; weight ≥ 0.25 % but < 0.6 % of carbon	-	1.345	-	4.061
72171032	Spokes wire; reed wire; free-cutting steel wire; not plated or coated, whether or not polished; weight ≥ 0.6% of carbon	1	10	5	41
72171033	Wire of a kind used for making strands for prestressing concrete; not plated or coated, whether or not polished; weight ≥ 0.6% of carbon	65	380	107	493
72171039	Wire of iron/non-alloy steel;not plated/coated,whether/not polished;weight≥0.6% of carbon;oth than spokes wire,reed wire,free-cutting steel wire;oth than for making strands for prestressing concrete	74.025	343.346	193.968	866.621
72172010	Wire iron/non-alloy steel; plated/coated with zinc; weight < 0.25 % carbon	917.453	3.838.321	1.100.838	4.722.529
72172020	Wire iron/non-alloy steel; plated/coated with zinc; weight ≥ 0.25 % but < 0.45 % of carbon	53.881	208.118	66.860	290.218
72172091	Steel core wire of a kind used for steel reinforced aluminium conductors (ACSR); plated/coated with zinc; weight ≥ 0.45 % of carbon	25.078	25.082	27.113	27.592
72172099	Wire iron/non-alloy steel; plated/coated with zinc; weight ≥ 0.45 % of carbon; other than steel core wire of a kind used for steel reinforced aluminium conductors (ACSR)	34.143	465.388	43.864	645.899
72173019	Wire iron/non-alloy steel; plated/coated with other base metals other than tin; weight < 0.25 % carbon	-	67.099	-	106.691
72173033	Brass coated steel wire of a kind used in the manufacture of pneumatic rubber tyres; weight ≥ 0.6 % carbon	40.329	125.519	45.949	298.444
72173034	Other copper alloy coated steel wire of a kind used in the manufacture of pneumatic rubber tyres; weight ≥ 0.6 % carbon	49.238	472.000	29.185	286.709
72173035	Wire iron/non-alloy steel; plated/coated with tin; weight ≥ 0.6 % carbon	-	0	-	24
72173039	Wire iron/non-alloy steel; plated/coated with other base metals; weight ≥ 0.6 % carbon; other than those of HS 72173033 - 72173035	0	0	14	14
72179090	Wire iron/non-alloy steel; other than plated/coated with zinc or with other base metals; weight ≥ 0.25 % carbon	934	16.997	9.000	27.141
72181000	Stainless steel in ingots and other primary forms	83.355	332.459	111.296	490.076
72189100	Semi- finished products of stainless steel; of rectangular (other than square) cross-section	41.801.130	391.025.355	83.277.046	837.887.967
72189900	Semi- finished products of stainless steel; other than of rectangular (other than square) cross-section	13.028.069	124.981.565	22.618.176	282.153.222
72191100	Flat-rolled products of stainless steel, of a width of 600 mm or more; not further worked than hot-rolled, in coils; of a thickness exceeding 10 mm	4.018.710	12.332.390	9.424.544	30.220.555
72191200	Flat-rolled products of stainless steel, of a width of 600 mm or more; not further worked than hot-rolled, in coils; of a thickness of 4.75 mm or more but not exceeding 10 mm	60.125.330	249.919.460	127.792.449	565.186.636
72191300	Flat-rolled products of stainless steel, of a width of 600 mm or more; not further worked than hot-rolled, in coils; of a thickness of 3 mm or more but less than 4.75 mm	102.950.479	463.520.860	214.346.639	1.010.851.953

Tabel 3 : Ekspor Indonesia menurut Komoditi (Kode HS 8 digit)

Juni 2023

Kode H S	Uraian golongan barang	Berat bersih (Kg)		Nilai F.O.B. (U S \$)	
		Bulan ini	Kumulatif	Bulan ini	Kumulatif
(1)	(2)	(3)	(4)	(5)	(6)
72191400	Flat-rolled products of stainless steel, of a width of 600 mm or more; not further worked than hot-rolled, in coils; of a thickness of less than 3 mm	33.313.211	140.406.167	65.170.995	295.497.167
72192100	Flat-rolled products of stainless steel, of a width of 600 mm or more; not further worked than hot-rolled, not in coils; of a thickness exceeding 10 mm	-	1	-	5
72192300	Flat-rolled products of stainless steel, of a width of 600 mm or more; not further worked than hot-rolled, not in coils; of a thickness of 3 mm or more but less than 4.75 mm	-	2.903	-	7.467
72193200	Flat-rolled products of stainless steel, of a width of 600 mm or more; not further worked than cold-rolled (cold-reduced); of a thickness of 3 mm or more but less than 4.75 mm	8.213.190	55.224.611	16.531.270	117.740.626
72193300	Flat-rolled products of stainless steel, of a width of 600 mm or more; not further worked than cold-rolled (cold-reduced), not in coils; of a thickness exceeding 1 mm but less than 3 mm	58.127.449	326.328.166	115.935.608	706.680.793
72193400	Flat-rolled products of stainless steel, of a width of 600 mm or more; not further worked than cold-rolled (cold-reduced), not in coils; of a thickness of 0.5 mm or more but not exceeding 1 mm	25.617.511	146.755.305	52.583.705	322.858.640
72193500	Flat-rolled products of stainless steel, of a width of 600 mm or more; not further worked than cold-rolled (cold-reduced), not in coils; of a thickness of less than 0.5 mm	3.289.360	17.633.260	7.044.726	40.657.762
72199000	Flat-rolled products of stainless steel, of a width of 600 mm or more; other than not further worked than hot-rolled or cold-rolled	392	4.093	14.327	131.893
72201290	Flat-rolled products of stainless steel, of a width < 600 mm; not further worked than hot-rolled; of a thickness of < 4.75 mm; hoop and strip, of a width > 400 mm	574.476	1.778.504	1.244.593	3.812.942
72202010	Flat-rolled products of stainless steel, of a width < 600 mm; not further worked than cold-rolled (cold-reduced); hoop and strip, of a width ≤ 400 mm	61.786	465.299	315.249	1.813.548
72202090	Flat-rolled products of stainless steel, of a width < 600 mm; not further worked than cold-rolled (cold-reduced); hoop and strip, of a width > 400 mm	1	9.996	1	48.883
72209090	Flat-rolled products of stainless steel, of a width < 600 mm; other than not further worked than hot-rolled or cold-rolled; hoop and strip, of a width > 400 mm	87.175	351.984	553.244	1.860.196
72210000	Bars and rods, hot-rolled, in irregularly wound coils, of stainless steel	241	1.401	8.131	87.244
72221100	Bars and rods, not further worked than hot-rolled, hot-drawn or extruded; of circular cross-section	2	10	57	372
72221900	Bars and rods, not further worked than hot-rolled, hot-drawn or extruded; other than of circular cross-section	66.557	284.341	232.078	671.892
72222010	Bars and rods, not further worked than cold-formed or cold- finished; of circular cross-section	-	860	-	32.520
72222090	Bars and rods, not further worked than cold-formed or cold- finished; other than of circular cross-section	15.526	38.463	33.243	193.509
72223010	Other bars and rods of stainless steel; other than not further worked than hot-rolled or cold-formed; of circular cross-section	-	27.149	-	21.060
72223090	Other bars and rods of stainless steel; other than not further worked than hot-rolled or cold-formed; other than of circular cross-section	3.780	6.386	3.864	9.944
72224090	Angles, shapes and sections of stainless steel; other than not further worked than hot-rolled, hot-drawn or extruded	20	434.212	531	444.957
72230010	Wire of stainless steel, of cross-section exceeding 13 mm	153	15.771	7.463	86.906
72230090	Wire of stainless steel, of cross-section not exceeding 13 mm	323.510	3.250.188	1.151.201	11.172.500
72249000	Semi- finished products of other alloy steel	-	12.354	-	41.774
72251100	Flat-rolled products of other alloy steel, of a width ≥ 600 mm; grain-oriented of silicon-electrical steel	-	116.653	-	374.721

Tabel 3 : Ekspor Indonesia menurut Komoditi (Kode HS 8 digit)

Juni 2023

Kode H S	Uraian golongan barang	Berat bersih (Kg)		Nilai F.O.B. (U S \$)	
		Bulan ini	Kumulatif	Bulan ini	Kumulatif
		(1)	(2)	(3)	(4)
72251900	Flat-rolled products of other alloy steel, of a width ≥ 600 mm; of silicon-electrical steel; other than grain-oriented	-	90.160	-	50.249
72254090	Flat-rolled products of other alloy steel, of a width ≥ 600 mm; other than of silicon-electrical steel; not further worked than hot-rolled, not in coils; other than of high speed steel	68.275	70.260	121.351	126.893
72255090	Flat-rolled products of other alloy steel, of a width ≥ 600 mm; other than of silicon-electrical steel; not further worked than cold-rolled (cold-reduced); other than of high speed steel	-	5.183	-	15.780
72259220	Flat-rolled products of other alloy steel, width ≥ 600 mm; otherwise plated or coated with zinc; other than of high speed steel; plated or coated with zinc-aluminium-magnesium alloys	-	52.674	-	45.905
72259290	Flat-rolled products of other alloy steel, width ≥ 600 mm; otherwise plated or coated with zinc; other than of high speed steel; other than plated or coated with zinc-aluminium-magnesium alloys	197.470	1.024.387	257.224	1.298.308
72259990	Flat-rolled products of other alloy steel, width ≥ 600 mm; other than of high speed steel; other than those of subheadings 722591, 722592	134.720	12.896.996	109.393	174.874
72261110	Flat-rolled products of other alloy steel, width < 600 mm; of silicon-electrical steel; grain-oriented; hoop and strip, of a width ≤ 400 mm	-	74.550	-	74.958
72261190	Flat-rolled products of other alloy steel, width < 600 mm; of silicon-electrical steel; grain-oriented; hoop and strip, of a width > 400 mm	891.495	1.906.899	974.632	3.674.301
72261910	Flat-rolled products of other alloy steel, width < 600 mm; of silicon-electrical steel; other than grain-oriented; hoop and strip, of a width ≤ 400 mm	40	336	37	321
72261990	Flat-rolled products of other alloy steel, width < 600 mm; of silicon-electrical steel; other than grain-oriented; hoop and strip, of a width > 400 mm	101.505	372.234	90.238	572.152
72262010	Flat-rolled products of other alloy steel, width < 600 mm; of high speed steel; hoop and strip, of a width ≤ 400 mm	-	20.498	-	41.742
72262090	Flat-rolled products of other alloy steel, width < 600 mm; of high speed steel; hoop and strip, of a width > 400 mm	-	7.324	-	30.092
72269190	Hoop and strip, of a width > 400 mm, of other alloy steel; not further worked than hot-rolled; other than of silicon-electrical steel; other than of high speed steel	12	60	38	859
72269290	Hoop and strip, of a width > 400 mm, of other alloy steel; not further worked than cold-rolled (cold-reduced); other than of silicon-electrical steel; other than of high speed steel	-	5.301	-	22.392
72269999	Hoop and strip, of a width > 400 mm, of other alloy steel; other than plated or coated with zinc; other than not further worked than hot-rolled or cold-rolled (cold-reduced)	11.647	68.766	33.557	278.248
72279090	Bars and rods, hot-rolled, in irregularly wound coils, of other alloy steel; other than of high speed steel or of silicon-manganese steel; containing by weight less than 0.5 % of chromium	-	11.003	-	17.936
72281090	Bars and rods of other alloy steel, of high speed steel; other than of circular cross-section	685	14.749	3.408	77.643
72283010	Other bars and rods of other alloy steel, not further worked than hot-rolled, hot-drawn or extruded; of circular cross-section	84	28.468	258	48.146
72283090	Other bars and rods of other alloy steel, not further worked than hot-rolled, hot-drawn or extruded; other than of circular cross-section	2	16.840	8	20.270
72284090	Other bars and rods of other alloy steel, not further worked than forged; other than of circular cross-section	-	19.418	-	168.132
72285010	Other bars and rods of other alloy steel, not further worked than cold-formed or cold-finished; of circular cross-section	-	245.504	-	255.890

Tabel 3 : Ekspor Indonesia menurut Komoditi (Kode HS 8 digit)

Juni 2023

Kode H S	Uraian golongan barang	Berat bersih (Kg)		Nilai F.O.B. (U S \$)	
		Bulan ini	Kumulatif	Bulan ini	Kumulatif
(1)	(2)	(3)	(4)	(5)	(6)
72285090	Other bars and rods of other alloy steel, not further worked than cold-formed or cold-finished; other than of circular cross-section	-	137.180	-	222.438
72286010	Other bars and rods of other alloy steel, of circular cross-section; other than those of subheading 722810-722850	-	5.340	-	6.336
72286090	Other bars and rods of other alloy steel, other than of circular cross-section; other than those of subheading 722810-722850	587	173.041	5.193	335.043
72287090	Angles, shapes and sections, of other alloy steel; other than not further worked than hot-rolled, hot-drawn or extruded	458	558	548	705
72288011	Hollow drill bars and rods, of alloy or non-alloy steel; containing by weight 0.6 % or more of carbon; of circular cross-section	-	0	-	0
72288019	Hollow drill bars and rods, of alloy or non-alloy steel; containing by weight 0.6 % or more of carbon; other than of circular cross-section	-	987	-	20.822
72292000	Wire of other alloy steel; of silico-manganese steel	-	201	-	160
72299021	Wire of other alloy steel; other than of silico-manganese steel; of cross-section not exceeding 5.5 mm; containing by weight 0.5 % or more of chromium	416.993	2.191.953	1.578.505	8.391.362
72299029	Wire of other alloy steel; other than of silico-manganese steel; of cross-section not exceeding 5.5 mm; containing by weight less than 0.5 % of chromium	74.530	316.248	66.736	388.392
72299091	Wire of other alloy steel; other than of silico-manganese steel; of cross-section exceeding 5.5 mm; containing by weight 05 % or more of chromium	81.250	675.152	252.266	2.234.248
72299099	Wire of other alloy steel; other than of silico-manganese steel; of cross-section exceeding 5.5 mm; containing by weight less than 0.5 % of chromium	75.137	316.599	184.862	843.917
73011000	Sheet piling of iron or steel, whether or not drilled, punched or made from assembled elements	571.046	1.935.009	1.531.148	5.548.774
73012000	Welded angles, shapes and sections, of iron or steel	421	13.100	7.661	101.488
73021000	Railway or tramway track construction material of iron or steel, the following: rails	13	37	21	36
73023000	Railway or tramway track construction material of iron or steel, the following: switch blades, crossing frogs, point rods and other crossing pieces	-	850	-	777
73024000	Railway or tramway track construction material of iron or steel, the following: fish-plates and sole plates (base plates)	2	302	3	213
73029010	Railway or tramway track construction material of iron or steel, the following: sleepers (cross-ties)	-	380	-	1.240
73029090	Railway/tramway track construction material of iron/steel, the following: check-rails & rack rails, chairs, chair wedges, rail clips, bedplates, ties & other material specialized for jointing/fixing rails	21.180	133.928	58.419	364.308
73030011	Hubless tubes and pipes, of cast iron	11.772	41.931	59.535	352.275
73030019	Tubes and pipes, of cast iron; other than hubless tubes and pipes	20	5.694	29	20.936
73030099	Hollow profiles, of cast iron with external diameter exceeding 100 mm	41.699	108.978	12.194	85.004
73041100	Line pipe of a kind used for oil or gas pipelines; of stainless steel	108.688	207.892	335.164	575.445
73041900	Line pipe of a kind used for oil or gas pipelines; other than of stainless steel	1.843.225	6.440.577	7.139.962	26.831.130
73042210	Drill pipe, of stainless steel, of a kind used in drilling for oil or gas; with yield strength less than 80,000 psi, without threaded end	-	18.579	-	37.308
73042390	Drill pipe, of iron/other than cast iron, of a kind used in drilling for oil or gas; with yield strength < 80,000 psi, with threaded end; or with yield strength ≥ 80,000 psi, whether/not with threaded end	-	104.661	-	514.227

Tabel 3 : Ekspor Indonesia menurut Komoditi (Kode HS 8 digit)

Juni 2023					
Kode H S	Uraian golongan barang	Berat bersih (Kg)		Nilai F.O.B. (U S \$)	
		Bulan ini	Kumulatif	Bulan ini	Kumulatif
(1)	(2)	(3)	(4)	(5)	(6)
73042430	Casing and tubing with yield strength 80,000 psi or more, whether or not with threaded end; of stainless steel	867.517	2.797.498	6.341.406	21.714.499
73042910	Casing and tubing with yield strength less than 80,000 psi, without threaded end; other than of stainless steel	1.210.328	5.463.234	1.078.497	7.769.205
73042920	Casing and tubing with yield strength less than 80,000 psi, with threaded end; other than of stainless steel	17.064	149.162	12.384	344.663
73042930	Casing and tubing with yield strength 80,000 psi or more, whether or not with threaded end; other than of stainless steel	5.687.682	21.555.629	11.487.044	70.777.163
73043190	Tubes, pipes & hollow profiles, seamless, of circular cross-section, of iron/ non-alloy steel; cold-drawn/ cold-rolled; other than those of HS 73043110 - 73043140	25.064	118.052	164.828	805.757
73043920	High-pressure pipe capable of withstanding a pressure of not less than 42,000 psi; other than cold-drawn or cold-rolled (cold-reduced); of circular cross-section, of iron or non-alloy steel	-	5	-	168
73043940	Tubes, pipes & hollow profiles, seamless, of circular cross-section, of iron/ non-alloy steel; other than cold-drawn/ cold-rolled; having an external diameter < 140 mm and < 0.45 % by weight of carbon	-	3.500	-	14.084
73043990	Tubes, pipes & hollow profiles, seamless, of circular cross-section, of iron/ non-alloy steel; cold-drawn/ cold-rolled; other than those of HS 73043920 - 73043940	-	16.689	-	17.454
73044100	Tubes, pipes & hollow profiles, seamless, of circular cross-section, of stainless steel; cold-drawn or cold-rolled (cold-reduced)	-	2.814	-	10.305
73044900	Tubes, pipes & hollow profiles, seamless, of circular cross-section, of stainless steel; other than cold-drawn or cold-rolled (cold-reduced)	165	63.100	14.410	181.281
73045190	Tubes, pipes & hollow profiles, seamless, of circular cross-section, of other alloy steel; cold-drawn or cold-rolled (cold-reduced)	0	122	111	482
73045990	Tubes, pipes & hollow profiles, seamless, of circular cross-section, of other alloy steel; other than cold-drawn or cold-rolled; other than high-pressure pipe with a yield strength \geq 42,000 psi	766.119	885.890	1.562.479	1.929.717
73049010	High-pressure pipe with a yield strength not less than 42,000 psi; other than those of subheading 730411 - 730459	42	105	274	492
73049090	Tubes, pipes & hollow profiles, seamless, of iron/ steel; oth than high-pressure pipe; oth than having an external diameter <140 mm & <0.45% by weight of carbon; oth than in subheading 730411 - 730459	99.253	724.871	139.629	826.870
73051100	Line pipe of a kind used for oil or gas pipelines; longitudinally submerged arc welded	10.521.101	11.197.381	51.091.758	52.954.374
73051210	Line pipe of a kind used for oil or gas pipelines; longitudinally welded; Electric resistance welded (ERW)	-	31.200	-	29.436
73051290	Line pipe of a kind used for oil or gas pipelines; longitudinally welded; other than Electric resistance welded (ERW)	-	76.950	-	41.575
73051910	Line pipe of a kind used for oil or gas pipelines; other than longitudinally submerged arc welded; spiral or helical submerged arc welded	-	929.817	-	1.003.876
73051990	Line pipe of a kind used for oil or gas pipelines; other than longitudinally submerged arc welded; other than spiral or helical submerged arc welded	-	228.800	-	60.198
73052000	Casing of a kind used in drilling for oil or gas	2.206.621	12.563.161	6.842.026	41.012.742
73053110	Line pipe of a kind used other than for oil or gas pipelines, welded; longitudinally welded; stainless steel pipes and tubes	72.725	681.749	380.336	3.564.915
73053190	Line pipe of a kind used other than for oil or gas pipelines, welded; longitudinally welded; other than stainless steel pipes and tubes	16.304	4.405.860	72.313	28.954.845

Tabel 3 : Ekspor Indonesia menurut Komoditi (Kode HS 8 digit)

		Juni 2023			
Kode H S	Uraian golongan barang	Berat bersih (Kg)		Nilai F.O.B. (U S \$)	
		Bulan ini	Kumulatif	Bulan ini	Kumulatif
(1)	(2)	(3)	(4)	(5)	(6)
73059000	Other tubes & pipes (ie welded, riveted or similarly closed), having circular cross-sections, the external diameter of which exceeds 406.4 mm, of iron/ steel; n.e.c. in heading 7305	30.402	158.663	123.496	574.529
73061110	Line pipe of a kind used for oil or gas pipelines; welded, of stainless steel; longitudinally electric resistance welded (ERW)	-	10	-	10
73061190	Line pipe of a kind used for oil or gas pipelines; welded, of stainless steel; other than longitudinally electric resistance welded (ERW)	879	8.276	1.431	12.983
73061910	Line pipe of a kind used for oil or gas pipelines; other than welded, of stainless steel; longitudinally electric resistance welded (ERW)	1.235.781	5.248.562	1.643.819	6.966.676
73061920	Line pipe of a kind used for oil or gas pipelines; other than welded, of stainless steel; spiral or helical submerged arc welded	-	111	-	1.714
73061990	Line pipe of a kind used for oil or gas pipelines; other than welded, of stainless steel; other than longitudinally electric resistance welded (ERW); other than spiral or helical submerged arc welded	43.267	106.369	72.990	177.967
73062100	Casing and tubing of a kind used in drilling for oil or gas; welded, of stainless steel	-	1	-	2
73062900	Casing and tubing of a kind used in drilling for oil or gas; other than welded, of stainless steel	53.598	1.390.155	436.097	11.103.983
73063019	Boiler tubes, welded, of circular cross-section, of iron or non-alloy steel; with an external diameter not less than 12.5 mm	2.203	4.203	4.528	5.604
73063029	Copper-plated, fluororesin-coated/ zinc-chromated steel tubes; welded, of circular cross-section, of iron or non-alloy steel; with an external diameter not less than 12.5 mm	1.589.628	7.507.101	1.741.351	8.019.274
73063030	Pipe of a kind used to make sheath pipe (heater pipe) for heating elements of electric flat irons or rice cookers, with an external diameter not exceeding 12 mm	-	116	-	2.520
73063091	Other tubes, pipes, welded, of circular cross-section, of iron/non-alloy steel; high-pressure pipe yield strength < 42,000 psi; internal diameter ≥ 12.5 mm, external diameter < 140 mm, weight < 0.45% carbon	57.218	594.591	158.864	1.495.144
73063092	Other tubes, pipes and hollow profiles, welded, of circular cross-section, of iron or non-alloy steel; high-pressure pipe with a yield strength < 42,000 psi; with an internal diameter < 12.5 mm	15.702	24.916	54.224	88.640
73063099	Other tubes, pipes and hollow profiles, welded, of circular cross-section, of iron or non-alloy steel; high-pressure pipe with a yield strength < 42,000 psi; other than in HS 73063091 - 73063092	106.845	646.281	159.445	992.448
73064019	Boiler tubes; welded, of circular cross-section, of stainless steel; with an external diameter exceeding 12.5 mm	100	100	122	122
73064020	Stainless steel pipes and tubes, with an external diameter exceeding 105 mm; welded, of circular cross-section, of stainless steel	100	25.460	1.128	67.743
73064030	Pipes & tubes containing by weight at least 30 % of nickel, with an external diameter ≤ 10 mm; welded, of circular cross-section, of stainless steel	-	21	-	47
73064090	Other tubes, pipes and hollow profiles; welded, of circular cross-section, of stainless steel; other than those of HS 73064011 - 73064030	36.939	223.024	184.862	1.082.694
73065019	Boiler tubes; welded, of circular cross-section, of other alloy steel; with an external diameter not less than 12.5 mm	-	20	-	10
73065099	Other tubes, pipes and hollow profiles; welded, of circular cross-section, of other alloy steel; with an external diameter not less than 12.5 mm	56.366	383.286	200.095	963.072

Tabel 3 : Ekspor Indonesia menurut Komoditi (Kode HS 8 digit)

Juni 2023

Kode H S	Uraian golongan barang	Berat bersih (Kg)		Nilai F.O.B. (U S \$)	
		Bulan ini	Kumulatif	Bulan ini	Kumulatif
		(1)	(2)	(3)	(4)
73066190	Other tubes, pipes and hollow profiles; welded, of non-circular cross-section; of square or rectangular cross-section; with an external diagonal cross-section not less than 12.5 mm	29.553	271.618	84.206	712.585
73066990	Other tubes, pipes and hollow profiles; welded, of non-circular cross-section; of other non-circular cross-section; with an external diagonal cross-section not less than 12.5 mm	2	2	335	335
73069019	Copper brazed pipes and tubes; with an external diagonal cross-section not less than 12.5 mm	-	57.779	-	20.890
73069094	Other tubes, pipes and hollow profiles of iron or steel; high pressure pipes, with an external diameter of less than 12.5 mm	2.510	2.516	9.307	9.511
73069099	Other tubes, pipes and hollow profiles of iron or steel; n.e.c. in heading 7306	1.917	2.542	11.519	28.939
73071110	Cast fittings, of non-malleable cast iron; hubless tube or pipe fittings	306	5.699	630	6.791
73071190	Cast fittings, of non-malleable cast iron; other than hubless tube or pipe fittings	3.519	72.858	7.126	567.643
73071900	Cast fittings, other than of non-malleable cast iron;	905.846	6.552.148	2.906.658	16.501.218
73072110	Flanges; of stainless steel; having an internal diameter of less than 15 cm	556	3.312	20.887	34.373
73072190	Flanges; of stainless steel; having an internal diameter of not less than 15 cm	89.693	446.636	355.894	1.806.818
73072210	Threaded elbows, bends and sleeves; of stainless steel; having an internal diameter of less than 15 cm	11.223	112.625	39.797	1.045.350
73072290	Threaded elbows, bends and sleeves; of stainless steel; having an internal diameter of not less than 15 cm	7.672	62.866	33.605	444.531
73072310	Butt welding fittings; of stainless steel; having an internal diameter of less than 15 cm	455	2.302	1.313	22.338
73072390	Butt welding fittings; of stainless steel; having an internal diameter of not less than 15 cm	1.640	8.707	118.072	389.314
73072910	Tube or pipe fittings; of stainless steel; other than flanges or threaded elbows, bends and sleeves or butt welding fittings; having an internal diameter of less than 15 cm	428	1.825	36.565	56.531
73072990	Tube or pipe fittings; of stainless steel; other than flanges or threaded elbows, bends and sleeves or butt welding fittings; having an internal diameter of not less than 15 cm	769	21.451	16.661	36.875
73079110	Flanges of iron or steel; other than of stainless steel; having an internal diameter of less than 15 cm	12.080	67.836	64.085	348.875
73079190	Flanges of iron or steel; other than of stainless steel; having an internal diameter of not less than 15 cm	166.057	540.034	1.107.949	3.542.531
73079210	Threaded elbows, bends and sleeves of iron or steel; other than of stainless steel; having an internal diameter of less than 15 cm	22.305	153.916	297.685	2.116.497
73079290	Threaded elbows, bends and sleeves of iron or steel; other than of stainless steel; having an internal diameter of not less than 15 cm	914.574	3.148.952	600.130	2.665.580
73079310	Butt welding fittings of iron or steel; other than of stainless steel; having an internal diameter of less than 15 cm	-	602	-	17.003
73079390	Butt welding fittings of iron or steel; other than of stainless steel; having an internal diameter of not less than 15 cm	7.810	211.236	258.620	2.418.678
73079910	Tube or pipe fittings of iron or steel; other than of stainless steel; other than flanges or threaded elbows, bends and sleeves or butt welding fittings; having an internal diameter of less than 15 cm	12.262	53.967	147.206	614.497
73079990	Tube/pipe fittings of iron or steel; oth than of stainless steel; other than flanges or threaded elbows, bends and sleeves or butt welding fittings; having an internal diameter of not less than 15 cm	364.642	4.324.818	2.962.080	31.281.115
73081010	Bridges and bridge-sections, of iron or steel; prefabricated modular type joined by shear connectors	6	6	139	139

Tabel 3 : Ekspor Indonesia menurut Komoditi (Kode HS 8 digit)

Juni 2023

Kode H S	Uraian golongan barang	Berat bersih (Kg)		Nilai F.O.B. (U S \$)	
		Bulan ini	Kumulatif	Bulan ini	Kumulatif
		(1)	(2)	(3)	(4)
73081090	Bridges and bridge-sections, of iron or steel; other than prefabricated modular type joined by shear connectors	81.390	3.086.359	94.770	10.272.686
73082011	Towers, of iron or steel; prefabricated modular type joined by shear connectors	106.680	106.680	286.147	286.147
73082019	Towers, of iron or steel; other than prefabricated modular type joined by shear connectors	-	26.345	-	110.961
73082029	Lattice masts, of iron or steel; other than prefabricated modular type joined by shear connectors	58.402	1.409.314	152.880	3.102.902
73083010	Doors, of iron or steel, of a thickness of 6 mm or more but not exceeding 8 mm	38	648	227	2.407
73083090	windows and their frames and thresholds for doors, of iron or steel	4.625	99.322	11.202	217.831
73084090	Equipment for scaffolding, shuttering, propping or pit-propping, of iron or steel; other than prefabricated modular type joined by shear connectors	15.656	2.590.697	25.521	10.270.387
73089020	Structures&parts of iron/steel;oth than bridges&bridge-sections/towers&lattice masts/ equipment for scaffolding,shuttering,propping /pit-propping;prefabricated modular type joined by shear connectors	6.838	232.850	2.240	17.397
73089040	Structures and parts of structures, of iron or steel; corrugated and curved galvanised plates or sheets prepared for use in conduits, culverts or tunnels	-	36.872	-	61.180
73089060	Structures and parts of structures, of iron or steel; perforated cable trays	1.916	10.159	17	22.453
73089092	Guardrails of iron or steel	2.350	12.720	746	5.458
73089099	Plates, rods, angles, shapes, sections, tubes and the like, prepared for use in structures, of iron or steel	1.784.245	12.663.408	1.902.526	15.190.517
73090011	Reservoirs, tanks, vats and similar containers for any material of iron or steel, of a capacity > 300 l; of a kind used for the conveyance or packing of goods; lined or heat-insulated	-	1.805	-	12.313
73090019	Reservoirs, tanks, vats and similar containers for any material of iron or steel, of a capacity > 300 l; of a kind used for the conveyance or packing of goods; not lined or heat-insulated	90.760	441.796	16.914	470.301
73090099	Reservoirs, tanks, vats and similar containers for any material of iron or steel, of a capacity > 300 l; other than of a kind used for the conveyance or packing of goods; not lined or heat-insulated	159.378	1.467.019	607.526	10.925.599
73101010	Tanks, casks, drums, cans, boxes and similar containers, for any material, of iron or steel; of a capacity ≥ 50 l but ≤ 300 l; of tinplate	803.724	2.634.783	58.871	141.260
73101091	Tanks, casks, drums, cans, boxes and similar containers, for any material, of iron or steel; of a capacity ≥ 50 l but ≤ 300 l; casting, forging or stamping, in the rough state	1	24	1	209
73101099	Tanks, casks, drums, cans, boxes and similar containers, for any material, of iron or steel; of a capacity ≥ 50 l but ≤ 300 l; other than casting, forging or stamping, in the rough state	271.144	1.479.190	473.015	3.366.358
73102111	Cans which are to be closed by soldering or crimping, of iron or steel; of a capacity < 1 l; of tinplate	25	25	100	100
73102119	Cans which are to be closed by soldering or crimping, of iron or steel; of a capacity < 1 l; other than of tinplate	-	33.047	-	126.170
73102191	Cans which are to be closed by soldering or crimping, of iron or steel; of a capacity ≥ 1 l but < 50 l; of tinplate	4.574	6.565	31.751	36.019
73102199	Cans which are to be closed by soldering or crimping, of iron or steel; of a capacity ≥ 1 l but < 50 l; other than of tinplate	1.031	59.221	7.961	515.786
73102911	Tanks, casks, drums, cans, boxes and similar containers, for any material, of iron or steel; other than cans which are to be closed by soldering/crimping; of a capacity < 1 l; of tinplate	5	1.530	5	11.546

Tabel 3 : Ekspor Indonesia menurut Komoditi (Kode HS 8 digit)

Juni 2023

Kode H S	Uraian golongan barang	Berat bersih (Kg)		Nilai F.O.B. (U S \$)	
		Bulan ini	Kumulatif	Bulan ini	Kumulatif
		(1)	(2)	(3)	(4)
73102919	Tanks, casks, drums, cans, boxes and similar containers, for any material, of iron or steel; other than cans which are to be closed by soldering/crimping; of a capacity < 1 l; other than of tinplate	56.555	286.731	255.836	1.311.822
73102991	Tanks, casks, drums, cans, boxes and similar containers, for any material, of iron or steel; other than cans which are to be closed by soldering/crimping; of a capacity ≥ 1 l but < 50 l; of tinplate	-	8.655	-	34.290
73102999	Tanks, casks, drums, cans, boxes & similar, for any material, of iron/steel; oth than cans which are to be closed by soldering; of a capacity ≥ 1 l but < 50 l; n.e.c. in heading 7310	45.646	145.578	64.929	206.975
73110025	Seamless steel cylinders; of a capacity of 30 l or more, for Liquefied Petroleum Gas (LPG)	-	48	-	378
73110029	Seamless steel cylinders; other than those of HS 73110021 - 73110027	59.838	154.264	27.025	90.331
73110091	Containers for compressed or liquefied gas, of iron or steel; other than seamless steel cylinders; of a capacity not exceeding 7.3 l	250	250	2.088	2.088
73110099	Containers for compressed or liquefied gas, of iron or steel; other than seamless steel cylinders; of a capacity of 110 l or more	15.963	591.889	27.529	416.709
73121010	Stranded wire, ropes and cables, of iron or steel, not electrically insulated; locked coils, flattened strands and non-rotating wire ropes	51.454	151.555	51.578	94.149
73121020	Stranded wire, ropes and cables, of iron or steel, not electrically insulated; plated or coated with brass and of a diameter not exceeding 3 mm	4.729.091	27.522.921	8.105.549	48.360.480
73121030	Stranded wire, ropes and cables, of iron or steel, not electrically insulated; plated or coated with aluminium	160	10.248	5.830	18.262
73121091	Stranded wire, ropes and cables, of iron or steel, not electrically insulated; other than subheading 731210; stranded steel wire for prestressing concrete	-	14.019	-	13.722
73121099	Stranded wire, ropes and cables, of iron or steel, not electrically insulated; other than subheading 731210; other than stranded steel wire for prestressing concrete	18.139	74.991	85.149	474.615
73129000	Plaited bands, slings and the like, of iron or steel, not electrically insulated	729.556	5.394.121	1.993.865	16.503.466
73130000	Barbed wire of iron or steel; twisted hoop or single flat wire, barbed or not, and loosely twisted double wire, of a kind used for fencing, of iron or steel	132.078	848.509	223.795	1.514.529
73141200	Woven cloth; endless bands for machinery, of stainless steel	269	548	26.620	60.770
73141400	Other woven cloth, of stainless steel	2.128	3.032	7.695	26.192
73141910	Woven cloth; endless bands for machinery other than of stainless steel	-	1	-	0
73141990	Other woven cloth, other than of stainless steel	13	5.696	2.491	7.476
73142000	Grill, netting and fencing cloth, welded at the intersection, of wire with a maximum cross-sectional dimension of 3 mm or more and having a mesh size of 100 cm2 or more	-	3.181	-	43.459
73143100	Other grill, netting and fencing cloth of iron or steel wire, welded at the intersection; plated or coated with zinc	-	1.102	-	193
73143900	Other grill, netting and fencing cloth of iron or steel wire, welded at the intersection; other than plated or coated with zinc	-	11.971	-	4.004
73144100	Other cloth, grill, netting and fencing of iron or steel wire; plated or coated with zinc	146.671	729.695	234.388	1.253.058
73144200	Other cloth, grill, netting and fencing of iron or steel wire; coated with plastics	8.118	159.727	20.357	279.136
73144900	Other cloth, grill, netting and fencing of iron or steel wire; other than plated or coated with zinc; other than coated with plastic	581	181.618	17.892	493.564
73145000	Expanded metal of iron or steel	-	1.903	-	12.085

Tabel 3 : Ekspor Indonesia menurut Komoditi (Kode HS 8 digit)

Juni 2023

Kode H S	Uraian golongan barang	Berat bersih (Kg)		Nilai F.O.B. (U S \$)	
		Bulan ini	Kumulatif	Bulan ini	Kumulatif
(1)	(2)	(3)	(4)	(5)	(6)
73151110	Articulated link chain and parts thereof; bicycle or motorcycle roller chain of iron or steel	532	4.840	15.629	106.446
73151191	Articulated link chain and parts thereof; transmission type roller chain, of a pitch length of not less than 6 mm and not more than 32 mm of iron or steel	192	211	12.258	18.573
73151199	Articulated link chain and parts thereof; transmission type roller chain, of a pitch length more than 32 mm of iron or steel	119.632	218.693	68.133	375.682
73151210	Articulated link chain and parts thereof; bicycle or motorcycle non roller chain of iron or steel	1	54	16	1.090
73151290	Articulated link chain and parts thereof; other than bicycle or motorcycle non roller chain of iron or steel	13.611	32.774	64.354	147.491
73151910	Articulated link chain and parts thereof; parts of bicycle or motorcycle chain	4	44	230	1.715
73151990	Articulated link chain and parts thereof; parts of other than bicycle or motorcycle chain	90	107	245	820
73152000	Skid chain of iron or steel	-	3.847	-	4.545
73158100	Stud-link chain of iron or steel	16.512	16.512	763.574	763.574
73158200	Chain of iron or steel; other than articulated link chain; other than stud-link chain; welded link	623	1.086	796	12.815
73158910	Chain of iron or steel; other than articulated link chain; other than in subheading of 731581 and 731582; bicycles or motorcycle chain	-	1	-	10
73158990	Chain of iron or steel; other than articulated link chain; other than in subheading of 731581 and 731582; other than bicycles or motorcycle chain	465	3.155	725	25.364
73159020	Parts of bicycle or motorcycle chain of iron or steel	218	262	329	449
73159090	Parts of chain of iron or steel; other than parts of bicycle or motorcycle chain	522.651	2.324.787	1.818.982	8.087.173
73160000	Anchors, grapnels and parts thereof, of iron or steel	168.964	1.886.284	341.637	958.898
73170010	Wire nails of iron or steel	397	1.649	443	1.675
73170020	Staples of iron or steel	-	12	-	31
73170090	Nails, tacks, drawing pins, corrugated nails, staples & similar articles, of iron/ steel, whether/ not with heads of other material; other than wires nails, staples, dog spikes for sleepers, gang nails	1.399	4.493	8.963	17.571
73181100	Threaded articles; coach screws	10	1.352	67	284
73181210	Threaded articles; other wood screws having a shank of an external diameter not exceeding 16 mm	-	3.611	-	10.573
73181290	Threaded articles; other wood screws having a shank of an external diameter exceeding 16 mm	1.123	19.347	2.437	79.692
73181300	Threaded articles; screw hooks and screw rings	2.989	4.049	4.852	11.379
73181410	Threaded articles; self-tapping screws, having a shank of an external diameter not exceeding 16 mm	2.302	12.387	28.115	76.060
73181490	Threaded articles; self-tapping screws, having a shank of an external diameter exceeding 16 mm	8.513	72.010	47.799	335.106
73181510	Threaded articles; other screws and bolts, whether or not with their nuts or washers, having a shank of an external diameter not exceeding 16 mm	328.560	1.978.475	1.158.187	6.897.393
73181590	Threaded articles; other screws and bolts, whether or not with their nuts or washers, having a shank of an external diameter exceeding 16 mm	593.765	3.727.886	2.855.523	21.077.142
73181610	Threaded articles; nuts, whether or not with their nuts or washers, having a shank of an external diameter not exceeding 16 mm	145.588	941.442	1.314.007	7.490.964
73181690	Threaded articles; nuts, whether or not with their nuts or washers, having a shank of an external diameter exceeding 16 mm	48.184	300.151	500.197	3.599.649
73181910	Threaded articles; having a shank of an external diameter not exceeding 16 mm; other than those of subheading 731811 - 731816	340.084	1.300.874	36.818	205.976

Tabel 3 : Ekspor Indonesia menurut Komoditi (Kode HS 8 digit)

Juni 2023

Kode H S	Uraian golongan barang	Berat bersih (Kg)		Nilai F.O.B. (U S \$)	
		Bulan ini	Kumulatif	Bulan ini	Kumulatif
		(1)	(2)	(3)	(4)
73181990	Threaded articles; having a shank of an external diameter exceeding 16 mm; other than those of subheading 731811 - 731816	7.242	15.591	33.392	120.291
73182100	Non-threaded articles; spring washers and other lock washers	5.292	11.270	35.169	80.875
73182200	Non-threaded articles; other washers	17.544	132.510	204.249	1.623.504
73182310	Non-threaded articles; rivets having an external diameter not exceeding 16 mm	1.308	12.438	3.890	39.903
73182390	Non-threaded articles; rivets having an external diameter exceeding 16 mm	535	4.611	21.597	149.254
73182400	Non-threaded articles; cotters and cotter-pin	8.786	84.529	82.416	404.617
73182910	Non-threaded articles; having a shank of an external diameter not exceeding 16 mm; other than those of subheading 731821 - 731824	19.648	84.916	136.429	671.156
73182990	Non-threaded articles; having a shank of an external diameter exceeding 16 mm; other than those of subheading 731821 - 731824	88.207	530.272	703.182	4.258.862
73194010	Safety pins	5.813	31.402	15.799	50.006
73194020	Other pins	5.520	19.550	32.105	166.257
73199010	Sewing, darning or embroidery needles	13	4.115	4.747	9.534
73199090	Other sewing needles, knitting needles, bodkins, crochet hooks, embroidery stiletos and similar articles, for use in the hand, of iron or steel; safety pins and other pins of iron or steel, NEC	827	8.864	6.202	49.364
73201011	Leaf-springs and leaves; suitable for use on motor vehicles of heading 8702, 8703 or 8704	3.767.748	21.953.505	6.941.667	41.448.443
73201012	Leaf-springs and leaves; suitable for use on other motor vehicles	56.575	682.710	155.971	1.877.978
73201019	Springs and leaves for springs suitable for use on machinery of heading 8429 or 8430	30.761	201.405	57.302	372.511
73201090	Other leaf-springs and leaves	54.931	519.636	133.864	1.010.221
73202011	Helical springs for motor vehicles	151.937	539.886	1.223.135	3.309.419
73202012	Helical springs for eart-moving machinery	0	687	80	14.748
73202019	Helical springs; suitable for use on motor vehicles or machinery of heading 8429 or 8430; other than for motor vehicles or eart-moving machinery	10.189	23.564	85.884	217.006
73202090	Helical springs; not suitable for use on motor vehicles or machinery of heading 8429 or 8430	90.840	268.965	266.397	927.066
73209010	Other springs and leaves for springs, of iron or steel; suitable for use on motor vehicles	2.227	17.455	18.171	133.586
73209090	Other springs and leaves for springs, of iron or steel; not suitable for use on motor vehicles	398.936	2.052.108	755.950	3.981.201
73211100	Cooking appliances and plate warmers; for gas fuel or for both gas and other fuels	59.618	428.793	301.951	2.522.884
73211200	Cooking appliances and plate warmers; for liquid fuel	455	4.634	740	5.840
73211990	Cooking appliances and plate warmers; other than for gas/gas and both gas & other/liquid/solid fuel	887	9.015	1.915	53.551
73218100	Other appliances; for gas fuel or for both gas and other fuels	386	417	489	867
73218200	Other appliances; for gas liquid fuel	-	914	-	1.491
73218900	Other appliances; other than for gas fuel or for both gas and other fuels/liquid fuel; including appliances for solid fuel	-	104	-	1.170
73219010	Parts of kerosene stoves	2.704	8.333	6.297	12.317
73219029	Parts Of cooking appliances and plate warmers using gas fuel; other than burner; components made by stamping or pressing processes	9.867	52.408	36.357	201.053
73219090	Other parts of stoves, ranges, grates, cookers, barbecues, braziers, gas-rings, plate warmers & similar non-electric domestic appliances, of iron/steel	835	37.170	6.457	150.680
73221100	Radiators and parts thereof; of cast iron	90	582	150	13.365
73221900	Radiators and parts thereof; other than cast iron	139	169	2.448	2.861

Tabel 3 : Ekspor Indonesia menurut Komoditi (Kode HS 8 digit)

Juni 2023

Kode H S	Uraian golongan barang	Berat bersih (Kg)		Nilai F.O.B. (U S \$)	
		Bulan ini	Kumulatif	Bulan ini	Kumulatif
(1)	(2)	(3)	(4)	(5)	(6)
73229000	Air heaters & hot air distributors (incl distributors which can also distribute fresh/conditioned air), not electrically heated, incorporating a motor-driven fan/blower, & parts thereof, of iron/steel	19	33.947	233	69.577
73231000	Iron or steel wool; pot scourers and scouring or polishing pads, gloves and the like	5.249	44.912	23.661	206.194
73239110	Kitchenware and parts thereof; of cast iron, not enamelled	11.100	59.598	15.757	104.952
73239120	Ashtrays and parts thereof; of cast iron, not enamelled	-	14	-	246
73239190	Household articles other than kitchenware and ashtrays and parts thereof; of cast iron, not enamelled	12.278	32.324	415.308	799.870
73239200	Household articles and parts thereof; of cast iron, enamelled	6.050	12.666	50.450	128.495
73239310	Kitchenware and parts thereof; of stainless steel	22.119	226.026	248.555	2.365.659
73239320	Ashtrays and parts thereof; of stainless steel	-	11	-	110
73239390	Household articles other than kitchenware and ashtrays and parts thereof; of stainless steel	22.905	116.947	434.752	2.535.641
73239400	Household articles and parts thereof; of iron (other than cast iron) or steel, enamelled	114.995	495.428	727.955	2.972.726
73239910	Kitchenware; of iron other than stainless steel and cast iron	13.887	91.948	27.000	119.449
73239920	Ashtray; of iron other than stainless steel and cast iron	-	15	-	41
73239990	Tableware, kitchenware or other household articles and parts thereof; of iron other than stainless steel and cast iron	55.408	330.962	329.484	1.644.609
73241010	Kitchen sinks; of stainless steel	225	8.453	1.878	79.921
73241090	Wash basins; of stainless steel	6.767	20.914	85.084	278.437
73242110	Bathtubs having rectangular or oblong interior shape; of cast iron, whether or not enamelled	91	975	155	13.472
73242190	Bathtubs having other than rectangular or oblong interior shape; of cast iron, whether or not enamelled	1	48	28	1.660
73242910	Bathtubs having rectangular or oblong interior shape; other than of cast iron, whether or not enamelled	-	8	-	15
73242990	Bathtubs having other than rectangular or oblong interior shape; of not cast iron, whether or not enamelled	1.180	3.017	21.536	73.480
73249010	Flushing water closets or urinals (fixed type)	1.475	6.720	9.944	22.058
73249091	Parts of kitchen sinks or bathtubs	-	12.193	-	12.973
73249099	Other sanitary ware and parts thereof; of iron or steel other than sinks and wash basins, baths, flushing water closets (fixed type)	3.840	40.714	60.278	620.200
73251020	Manhole covers, gratings and frames therefor; of non-malleable cast iron	15.940	29.832	32.390	74.472
73251090	Other cast articles of iron or steel; of non-malleable iron other than manhole covers, gratings, frames therefor, spouts and cups for latex collection	6.320	138.975	27.205	634.006
73259920	Manhole covers, gratings and frames therefor; of non-malleable cast iron	2.160	2.201	1.407	1.420
73259990	Manhole covers, gratings and frames therefor; of malleable cast iron	178.547	1.188.500	426.328	3.184.287
73261100	Grinding balls and similar articles for mills forged or stamped, but not further worked	1.008.305	4.091.928	974.548	4.295.176
73261900	Other articles of iron or steel, other than grinding balls and similar articles for mills, forged or stamped but not further worked	1.096.898	4.982.233	6.745.951	39.930.766
73262050	Poultry cages and the like; of iron or steel wire	1	310	28	1.838
73262060	Rat traps; of iron or steel wire	-	17	-	8
73262070	Wire mesh curtain and blinds; of iron or steel wire	41	440	414	4.192
73262090	Articles of iron or steel wire other than poultry cages and the like or rat traps or wire mesh curtain and blinds	2.117.573	10.869.829	4.032.981	20.907.674
73269010	Ships' rudders; of iron or steel	1.950	9.480	2.936	28.137
73269030	Stainless steel clamp assemblies with rubber sleeves of a kind used for hubless cast iron pipes and pipe fittings; of iron or steel	10.822	98.228	56.116	934.692
73269060	Bunsen burners ; of iron or steel	13	91	79	1.297
73269070	Horseshoes; riding boot spurs; of iron or steel	3.667	13.857	331.221	1.173.938

Tabel 3 : Ekspor Indonesia menurut Komoditi (Kode HS 8 digit)

Juni 2023

Kode H S	Uraian golongan barang	Berat bersih (Kg)		Nilai F.O.B. (U S \$)	
		Bulan ini	Kumulatif	Bulan ini	Kumulatif
(1)	(2)	(3)	(4)	(5)	(6)
73269091	Cigarette cases and boxes; of iron or steel	36.000	258.812	35.806	318.476
73269099	Other articles of iron or steel, n.e.c. in heading 7326	666.109	8.345.047	3.489.438	44.670.878
74010010	Copper mattes	-	5.573.820	-	6.569.618
74031100	Cathodes and sections of cathodes; of refined copper	1.214.082	49.316.778	10.059.438	437.404.190
74031200	Wire-bars; of refined copper	-	4.584	-	875
74031900	Copper alloys; unwrought	423.619	1.424.521	3.452.285	11.849.563
74032100	Copper-zinc base alloys (brass)	969.872	7.802.924	5.346.415	43.415.751
74032200	Copper-tin base alloys (bronze)	437.018	1.923.462	3.456.884	15.696.405
74032900	Copper alloys; other than brass or bronze or master alloys of heading 7405	-	24.422	-	309.704
74040000	Copper waste and scrap	2.336.787	14.463.407	18.357.992	112.396.895
74062000	Copper flakes; of lamellar structure	9.440	226.768	47.021	1.959.300
74071030	Profiles; of refined copper	43.272	95.824	398.106	948.843
74071049	Bars and rods other than square or rectangular cross-section; of refined copper	621.466	2.769.836	5.597.310	25.101.521
74072100	Bars, rods and profiles, of copper-zinc base alloys (brass)	949.379	3.454.540	6.600.694	26.159.062
74072900	Bars, rods and profiles, of copper alloys other than copper-zinc base alloys (brass)	426.747	778.985	3.209.817	5.553.393
74081130	Copper wire which the maximum cross-sectional dimension exceed 8 mm but not exceed 14 mm; of refined copper	2.191.095	13.366.062	18.435.976	122.630.245
74081190	Copper wire which the maximum cross-sectional dimension does exceed 14 mm; of refined copper	2.195.953	12.960.840	16.941.851	106.355.566
74081990	Copper wire of refined copper of which the maximum cross-sectional dimension ≤ 6 mm other than plated or coated with gold or silver	2.864.779	13.207.393	24.859.399	120.502.745
74082100	Copper wire of copper-zinc base alloys (brass); of cooper alloys	141.230	815.236	1.034.772	6.131.672
74082200	Copper wire of copper-nickel base alloys (cupro-nickel)/copper-nickel-zinc base alloys (nickel silver); of cooper alloys	-	1	-	1
74082990	Copper wire of cooper alloys other than brass or cupro-nickle or nickle-silver or bronze	40.000	136.275	329.206	1.150.057
74091100	Copper plates, sheets and strip of a thickness exceeding 0.15 mm; of refined copper, in coils	1	6	263	592
74091900	Copper plates, sheets and strip of a thickness exceeding 0.15 mm; of refined copper, not in coils	514	44.299	10.139	116.725
74092100	Copper plates, sheets and strip of a thickness exceeding 0.15 mm; of copper-zinc base alloys (brass), in coils	43.995	210.124	369.368	1.749.529
74092900	Copper plates, sheets and strip of a thickness exceeding 0.15 mm; of copper-zinc base alloys (brass), not in coils	1.767	5.898	50.897	158.564
74093100	Copper plates, sheets and strip of a thickness exceeding 0.15 mm; of copper-tin base alloys (bronze), in coils	0	22	0	352
74093900	Copper plates, sheets and strip of a thickness exceeding 0.15 mm; of copper-tin base alloys (bronze), not in coils	1.652	8.072	21.327	95.628
74094000	Copper plates, sheets and strip of a thickness exceeding 0.15mm; of copper-nickel base alloys (cupro-nickel) or copper-nickel-zinc base alloys (nickel silver)	28	212	8.776	73.457
74099000	Copper plates, sheets and strip, of a thickness exceeding 0.15mm; of cooper alloys	79	9.255	18.392	137.469
74101110	Copper clad laminate for manufacturing printed circuit boards of a thickness (excluding any backing) not exceeding 015 mm; of refined copper, not backed	-	2	-	937
74101190	Copper clad laminate for manufacturing printed circuit boards of a thickness (excluding any backing) exceeding 015 mm; of refined copper, not backed	1.556	1.933	16.016	38.348
74101200	Copper foil (whether or not printed) not backed with paper, paperboard, plastics or similar backing materials), of a thickness (excluding any backing) not exceeding 015 mm; of copper alloys	13	37	1.849	3.899

Tabel 3 : Ekspor Indonesia menurut Komoditi (Kode HS 8 digit)

Juni 2023

Kode H S	Uraian golongan barang	Berat bersih (Kg)		Nilai F.O.B. (U S \$)	
		Bulan ini	Kumulatif	Bulan ini	Kumulatif
(1)	(2)	(3)	(4)	(5)	(6)
74102200	Copper foil (whether or not printed or backed with paper, paperboard, plastics or similar backing materials), of a thickness (excluding any backing) not exceeding 015 mm; of copper alloys, backed	7	7	2.000	2.000
74111000	Copper tubes and pipes; of refined copper	-	1.710	-	903
74112100	Copper tubes and pipes of copper alloys; of copper-zinc base alloys (brass)	-	232	-	3.095
74112900	Copper tubes and pipes; of copper alloys of other than copper-zinc, copper-nickel base alloys (cupro-nickel) or copper-nickel-zinc base alloys (nickel-silver))	3	968	153	7.114
74122020	Hose fittings, copper tube or pipe fittings; of copper alloys	90	102	2.450	2.823
74122091	Tube or pipe fittings of copper-zinc base alloys (brass), other than hose fittings	11	45.874	64	718.245
74122099	Tube or pipe fittings other than of copper-zinc base alloys (brass), other than hose fittings	45.061	1.503.656	842.915	3.888.367
74130011	Cables; of copper not electrically insulated of a diameter not exceeding 2828 mm	90	558	342	18.087
74130019	Stranded wire, plaited bands and the like; of copper not electrically insulated Of a diameter not exceeding 2828 mm	-	0	-	1
74130091	Cables; of copper electrically insulated of a diameter exceeding 2828 mm	1.155	1.329	7.968	10.862
74130099	Stranded wire, plaited bands and the like; of copper electrically insulated of a diameter exceeding 2828 mm	-	73	-	948
74151010	Nails (other than those of heading 8305); of copper or of iron or steel with heads of copper	-	20.265	-	160.318
74151020	Staples (other than those of heading 8305); of copper or of iron or steel with heads of copper	-	2	-	8
74151090	Tacks, drawing pins (other than those of heading 8305); of copper or of iron or of steel with heads of copper	517	2.090	12.388	77.777
74152100	Washers (including spring washers) not threaded (other than those of heading 8305); of cooper	166	1.616	3.216	6.765
74152900	Rivets, cotters, cotter-pins and similar articles, not threaded (other than those of heading 8305); of cooper	69	383	4.357	23.164
74153310	Screws threaded (other than those of heading 8305); of copper	1.929	12.318	110.505	508.460
74153320	Bolts and nuts threaded (other than those of heading 8305); of copper	2.416	24.178	10.672	59.932
74153900	Other threaded articles (other than those of heading 8305 and 7514); of copper	9.475	96.956	10.371	521.584
74181010	Pot scourers and scouring or polishing pads, gloves and the like; of copper	-	424	-	1.078
74181030	Cooking or heating apparatus of a kind used for household purposes, non-electric and parts thereof; of copper	5.544	27.981	58.250	173.367
74181090	Other household articles and parts thereof; of copper	241	1.933	6.015	30.712
74182000	Sanitary ware and parts thereof; of copper	7.416	13.570	2.445	73.977
74192010	Chain and parts thereof, cast, moulded, stamped or forged, but not further worked; of copper	-	27	-	250
74192090	Articles of copper oth than chain & parts thereof or reservoirs or tanks or vats & similar containers not fitted with mechanical/thermal equipment; cast/moulded/stamped/forged, but not further worked	-	203	-	2.022
74198010	Chain and parts thereof of copper; other than cast, moulded, stamped or forged, but not further worked	-	2	-	12
74198029	Grill and netting; of copper wire	5.088	8.211	24.226	108.787
74198030	Springs of copper	3	28	1.936	11.154
74198040	Cigarette cases or boxes; of expanded metal of copper	-	4	-	467
74198050	Cooking or heating apparatus, other than of a kind used for domestic purposes, and parts thereof; of expanded metal of copper	876	25.966	349	18.285
74198060	Articles specially designed for use during religious rites; of expanded metal of copper	0	46	150	180

Tabel 3 : Ekspor Indonesia menurut Komoditi (Kode HS 8 digit)

Juni 2023

Kode H S	Uraian golongan barang	Berat bersih (Kg)		Nilai F.O.B. (U S \$)	
		Bulan ini	Kumulatif	Bulan ini	Kumulatif
(1)	(2)	(3)	(4)	(5)	(6)
74198080	Reservoirs, tanks, vats and similar containers not fitted with mechanical or thermal equipment of a capacity of 300 l or less; of expanded metal of copper	-	1.400	-	12.429
74198090	Other articles of copper n.e.c. of heading 7419	1.609	9.409	65.364	311.680
75011000	Nickel mattes	21.368.036	164.251.314	249.123.637	2.241.988.756
75012000	Nickel oxide sinters and other intermediate products; of nickel metallurgy	53.503.984	368.682.420	155.160.529	1.205.746.922
75030000	Nickel waste and scrap	82.556	385.751	511.225	2.514.389
75051200	Bars, rods and profiles; of nickel alloyed	560	560	5.724	5.724
75052200	Wire; of nickel alloys	7	2.714	1.880	92.929
75062000	Plates, sheets, strip and foil; of nickel alloyed	3	12	15	70
75071200	Tubes and pipes; of nickel alloyed	-	1.276	-	96.245
75089030	Bolts and nuts; of nickel	571	3.484	75	2.943
75089050	Electroplating anodes, including those produced by electrolysis; of nickel	766	2.007	962.189	2.548.537
75089090	Other articles of nickel	535	23.052	18.290	1.398.890
76011000	Unwrought aluminium, not alloyed	3	52.348	3	273.540
76012000	Unwrought aluminium, alloyed	3.996.651	27.082.929	9.184.723	61.921.910
76020000	Aluminium waste and scrap	1.002.618	5.778.330	1.256.553	7.915.583
76032010	Aluminium Flakes	-	80.842	-	13.328
76032020	Aluminium powders; of lamellar structure	60.000	662.592	1.851	54.088
76041010	Bars and rods; of aluminium not alloyed	72.325	375.594	201.768	1.087.348
76041090	Profiles of aluminium not alloyed	34.482	152.872	138.934	617.488
76042110	Hollow profiles of a kind suitable for making cooling coils of motor vehicle air conditioning machines; of aluminium alloys	3	1.712	137	11.917
76042120	Aluminium spacers for doors and windows; of aluminium alloys	3	10	143	2.789
76042190	Other hollow profiles of aluminium alloys	762.543	4.518.512	3.005.769	17.934.802
76042910	Extruded bars and rods; of aluminium alloys	2.927.351	15.156.465	11.428.291	60.859.517
76042990	Other extruded bars, rods and profiles; of non aluminium alloys	6.031	49.251	45.374	287.437
76051100	Aluminium wire of which the maximum cross-sectional dimension exceeds 7 mm; of aluminium not alloyed	671.083	3.475.009	2.000.385	10.256.780
76051990	Other aluminium wire of aluminium not alloyed	95.771	395.496	337.886	1.434.741
76052910	Aluminium wire of a diameter not exceeding 0254 mm; of aluminium alloyed	-	24	-	7
76052990	Other aluminium wire; of aluminium alloyed	34.477	236.198	108.243	776.326
76061110	Aluminium plates, sheets and strip, of a thickness exceeding 0.2 mm; rectangular (including square) plain or figured by rolling or pressing, not otherwise surface treated; of aluminium not alloyed	331.352	1.034.877	971.426	3.227.034
76061190	Aluminium plates, sheets and strip, of a thickness not exceeding 0.2 mm; rectangular (including square) plain or figured by rolling or pressing, not otherwise surface treated; of aluminium not alloyed	273.154	481.544	256.459	518.041
76061220	Aluminium plates, not sensitised, of a kind used in the printing industry; of aluminium alloys, of a thickness exceeding 02 mm	1.165	3.037	35.715	105.063
76061235	Rectangular aluminium sheet of alloys, surface worked, of a thickness exceeding 0.2 mm	75	75	2.527	2.527
76061239	Rectangular aluminium sheet of alloys, not surface worked, of a thickness exceeding 0.2 mm	21	3.627	1.234	16.025
76061290	Rectangular aluminium strip of alloys, of a thickness exceeding 0.2 mm	22.390	260.243	83.749	891.804
76069100	Aluminium plates, sheets and strip, thickness exceeding 0.2mm, not rectangular, not alloyed	79	20.441	1.543	115.957
76069200	Aluminium plates, sheets and strip, thickness exceeding 0.2mm, not rectangular, of aluminium alloys	41.275	1.321.145	122.670	3.946.151
76071100	Aluminium foil rolled but not further worked of a thickness (excluding any backing) not exceeding 02 mmnn, not backed	1.318.541	8.004.377	5.254.406	33.057.720

Tabel 3 : Ekspor Indonesia menurut Komoditi (Kode HS 8 digit)

Juni 2023

Kode H S	Uraian golongan barang	Berat bersih (Kg)		Nilai F.O.B. (U S \$)	
		Bulan ini	Kumulatif	Bulan ini	Kumulatif
		(1)	(2)	(3)	(4)
76071900	Aluminium foil rolled but not further worked of a thickness (excluding any backing) exceeding 02 mm, not backed	284.237	847.992	134.826	687.174
76072010	Aluminium foil for thermal insulation, backed	61.080	118.241	267.202	457.718
76072091	Aluminium foil printed with patterns, or in gold or silver colour, backed	245	246	3.764	4.171
76072099	Aluminium foil not for thermal insulation, backed	9.951	129.380	62.262	1.050.934
76081000	Aluminium tubes and pipes; of aluminium, not alloyed	72	17.814	2.067	107.379
76082000	Aluminium tubes and pipes; of aluminium, alloys	133.747	808.499	668.426	4.235.729
76090000	Aluminium tube or pipe fittings (for example, couplings, elbows, sleeves)	10.723	80.426	59.228	626.302
76101010	Aluminium structure for doors & their frames & thresholds for doors	112.277	501.023	767.584	3.731.809
76101090	Aluminium structure for windows & their frames & thresholds for windows	225.464	714.079	1.327.156	3.915.958
76109030	Aluminium structure for internal or external floating roofs for petroleum storage tanks	-	1	-	0
76109091	Aluminium structure for Bridges and bridge-sections; towers or lattice masts	-	27.178	-	147.437
76109099	Other aluminium plates, rods, profiles, tubes and the like, prepared for use in structures	595.717	2.003.290	1.282.431	7.115.679
76110000	Aluminium reservoirs, tanks, vats & similar containers, for any material other than compressed/liquefied gas, of a capacity > 300 l, whether/ not lined/ heat-insulated, not fitted with mechanical/thermal equip	990	42.035	1.422	89.041
76121000	Aluminium collapsible tubular containers	412	22.385	9.484	348.253
76129010	Aluminium seamless containers of a kind suitable for fresh milk	900	901	2.000	2.003
76129090	Other aluminium casks, drums, cans, boxes and containers for any material	643.363	4.806.424	2.777.402	20.979.442
76130000	Aluminium containers for compressed or liquefied gas	9.686	59.160	61.528	414.008
76141011	Cables with steel core of a diameter not exceeding 253 mm	-	140	-	1.656
76141019	Cables of aluminium not electrically insulated with steel core a diameter exceeding 28.28 mm	5.931	36.233	219.128	1.271.790
76141090	Stranded wire plaited bands and the like of aluminium not electrically insulated with steel core	-	1.177	-	207.952
76149011	Cables of aluminium not electrically insulated, without steel core of diameter not exceeding 25.3 mm	112.914	726.474	948.638	5.920.723
76149019	Cables of aluminium not electrically insulated without steel core of a diameter exceeding 28.28 mm	1	4	360	513
76149090	Stranded wire plaited bands and the like of aluminium not electrically insulated without steel core	50.901	599.645	234.348	1.728.987
76151010	Pot scourers and scouring or polishing pads, gloves and the like; of aluminium	-	629	-	589
76151090	Tableware, kitchenware or Other household articles and parts thereof; of aluminium	86.771	490.998	528.668	3.363.713
76152020	Bedpans, urinals and chamber-pots; of aluminium	-	44	-	63
76152090	Other sanitary ware and parts thereof; of aluminium	1.429	12.050	1.413	68.654
76161010	Nails (other than those of heading 8305); of aluminium	-	191	-	40
76161020	Staples (other than those of heading 8305), hooks, bolts and nuts; of aluminium	403	961	6.601	24.286
76161090	tacks, screws, screw hooks, rivets, cotters, cotter-pins, washers and similar articles :of aluminium	3.254	10.866	51.801	278.229
76169100	Cloth, grill, netting and fencing; of aluminium wire	-	1.445	-	1.872
76169930	Aluminium Slugs, round, of such dimension that the thickness exceeds one-tenth of the diameter	-	5	-	32
76169940	Bobbins, spools, reels and similar supports for textile yarn; of aluminium	26.208	201.534	4.708	77.824
76169951	Venetian blinds of aluminium	3.256	24.357	32.708	223.464
76169959	Blinds other than venetian blinds of aluminium	4.330	106.386	22.925	555.076
76169960	Spouts and cups of a kind used for latex collection; of aluminium	206	1.108	420	1.400
76169980	Expanded metal; of aluminium	7.536	49.869	42.174	338.871

Tabel 3 : Ekspor Indonesia menurut Komoditi (Kode HS 8 digit)

Juni 2023

Kode H S	Uraian golongan barang	Berat bersih (Kg)		Nilai F.O.B. (U S \$)	
		Bulan ini	Kumulatif	Bulan ini	Kumulatif
(1)	(2)	(3)	(4)	(5)	(6)
76169990	Other articles of aluminium	199.147	1.110.620	1.062.107	6.346.054
78011000	Unwrought refined lead	-	151.720	-	345.443
78019100	Unrefined lead containing by weight antimony as the principal other element	-	101.867	-	218.654
78019900	Unrefined lead containing by weight antimony not as the principal other elemen	1.677.639	6.546.860	2.800.161	9.806.936
78041190	Lead sheets, strip and foil of a thickness exceeding 015 mm	-	19	-	1.260
78041900	Lead plates	-	19	-	451
78060020	Lead bars, rods, profiles and wire	20.528	182.715	291.640	2.351.566
78060030	Lead tubes, pipes and tube or pipe fittings (for example, couplings, elbows, sleeves)	42	900	80	3.787
78060040	Lead wool; washers; electroplating anodes	-	1.700	-	17.882
78060090	Other articles of lead	2.424	6.876	32.585	74.912
79011100	Unwrought zinc, not alloyed containing by weight 9999 % or more of zinc	-	22	-	44
79011200	Unwrought zinc, not alloyed containing by weight less than 9999 % of zinc	99.673	542.238	218.002	1.411.300
79012000	Zinc alloys	48.983	269.369	106.783	677.745
79020000	Zinc waste and scrap	475.821	2.234.758	882.258	4.629.152
79031000	Zinc dust	314.320	2.090.290	992.880	7.338.902
79039000	Zinc powders and flakes	-	500.494	-	367.245
79040000	Zinc bars, rods, profiles and wire	137	167	168	292
79050040	Zinc plates, sheets, strip and foil of a thickness not exceeding 015 mm	-	993	-	1.864
79050090	Zinc plates, sheets, strip and foil of a thickness exceeding 015 mm	73	2.095	36	4.712
79070030	Gutters, roof capping, skylight frames and other fabricated building components; of zinc	1.260	26.446	1.518	14.322
79070092	Other household articles; of zinc	-	555	-	1.875
79070093	Electroplating anodes; stencil plates; nails, tacks, nuts, bolts, screws, rivets and similar fastening; zinc calots for the manufacture of batteries of zinc	-	2.063	-	5.726
79070099	Other articles of zinc n.e.c. of subheading 7907	166.077	1.363.895	131.927	1.303.429
80011000	Unwrought tin, not alloyed	7.962.500	31.689.057	208.787.162	823.050.941
80012000	Unwrought tin, alloyed	-	4	-	21
80030010	Tin bars and rods for soldering	82.336	322.306	2.318.076	8.052.590
81019600	Wire; of tungsten (wolfram)	137	2.242	5.472	21.932
81019700	Waste and scrap; of tungsten (wolfram)	5.238	79.340	65.796	1.548.258
81019910	Bars and rods, other than those obtained simply by sintering; profiles, sheets, strip and foil; of tungsten (wolfram)	-	0	-	19
81019990	Other articles of tungsten (wolfram)	-	14	-	2.358
81029600	Wire; of molybdenum	-	160	-	223
81029700	Waste and scrap; of molybdenum	-	1.300	-	26.000
81033000	Waste and scrap; of tantalum	7.351	22.501	404.195	1.491.161
81039100	Crucibles; of tantalum	-	2	-	2.993
81042000	Waste and scrap of magnesium	50.000	299.454	99.107	604.042
81043000	Raspings, turnings and granules, graded according to size; powders of magnesium	-	126	-	814
81053000	Waste and scrap of cobalt	-	6.862	-	58.456
81059000	Cobalt mattes and other intermediate products of cobalt metallurgy	-	0	-	86
81069090	Wrought bismuth; waste and scrap; powders; containing 99.99 % or less of bismuth, by weight	-	210	-	3.354
81083000	Waste and scrap; of titanium	-	44.385	-	222.584
81089000	Other articles of titanium	0	5.485	56	43.631
81110010	Waste and scrap; of manganese	6.320.000	29.210.001	12.544.000	58.981.051
81121900	Articles of beryllium; other than waste and scrap; wrought	-	9	-	1.127
81130000	Cermets and articles thereof, including waste and scrap	-	20	-	1.704
82011000	Hand tools; Spades and shovels	54	413	28	383
82013010	Hand tools; Hoes and rakes	-	3	-	75
82013090	Hand tools; Mattocks, picks	4.219	6.923	3.087	4.914

Tabel 3 : Ekspor Indonesia menurut Komoditi (Kode HS 8 digit)

Juni 2023

Kode H S	Uraian golongan barang	Berat bersih (Kg)		Nilai F.O.B. (U S \$)	
		Bulan ini	Kumulatif	Bulan ini	Kumulatif
(1)	(2)	(3)	(4)	(5)	(6)
82014000	Hand tool; axes, bill hooks and similar hewing tools	-	456	-	467
82015000	Hand tool; Secateurs and similar one-handed pruners and shears (including poultry shears)	-	56	-	474
82016000	Hand tool; Hedge shears, two-handed pruning shears and similar two-handed shears	1	1	1	1
82019000	hand tools; forks, scythes, sickles, hay knives, timber wedges, and other hand tools of a kind used in agriculture, horticulture or forestry n.e.c. in heading 8201	182	22.118	1.873	168.746
82021000	Hand saws	187	1.032	1.274	7.689
82022000	Band saw blades	1	74	7	119
82023100	Circular saw blades (including slitting or slotting saw blades) with working part of steel	5.427	22.396	193.355	834.336
82023900	Circular saw blades (including slitting or slotting saw blades) with working part of materials other than steel	10.334	56.385	371.817	1.902.521
82024000	Chain saw blades	5	43	420	490
82029100	Straight saw blades, for working metal	95	160	1.740	3.995
82029910	Straight saw blades, not for working metal	2	40	184	299
82029990	Saw blades parts	90.989	453.048	978.514	4.782.619
82031000	Files, rasps and similar tools	51.770	186.887	183.895	792.760
82032000	Pliers (including cutting pliers), pincers, tweezers and similar tools	1.292	5.159	10.217	54.356
82033000	Metal cutting shears and similar tools	-	449	-	27.960
82034000	Pipe-cutters, bolt croppers, perforating punches and similar tools	645	28.312	7.267	100.673
82041100	Hand-operated spanners and wrenches; non-adjustable	1.580	12.568	17.155	116.745
82041200	Hand-operated spanners and wrenches; adjustable	487	2.387	2.965	22.969
82042000	Interchangeable spanner sockets, with or without handles	2.097	11.239	12.769	97.598
82051000	Drilling, threading or tapping tools, hand operated	5.223	22.910	6.153	52.060
82052000	Hammers and sledge hammers	67	12.474	127	7.916
82053000	Planes, chisels, gouges and similar cutting tools for working wood	74	681	635	1.046
82054000	Screwdrivers	2.645	4.457	6.535	18.180
82055100	Household tools	536	1.078	9.749	18.511
82055900	Glaziers' diamondstools	10.328	45.057	149.501	870.425
82056000	Blow lamps	-	110	-	2.488
82057000	Vices, clamps and the like	6.263	53.011	55.835	557.377
82059000	Other hand tool including sets of articles of two or more subheadings of this heading	1.103	14.987	14.920	436.396
82060000	Tools of two or more of the headings 8202 to 8205, put up in sets for retail sale	4.399	19.063	54.172	159.398
82071300	Rock drilling or earth boring tools with working part of cermets Interchangeable tools for hand tools	589	625	44.527	55.249
82071900	Rock drilling or earth boring tools without working part of cermets, Interchangeable tools for hand tools including parts	16.724	35.194	648.789	1.072.313
82072000	Dies for drawing or extruding metal Interchangeable tools for hand tools	1.733	87.723	81.195	347.229
82073000	Tools for pressing, stamping or punching Interchangeable tools for hand tools	28.728	479.275	308.887	5.536.916
82074000	Tools for tapping or threading Interchangeable tools for hand tools	161	1.425	870	23.780
82075000	Tools for drilling, other than for rock drilling Interchangeable tools for hand tools	5.279	70.201	529.113	3.070.307
82076000	Tools for boring or broaching Interchangeable tools for hand tools	64	2.951	3.549	21.822
82077000	Tools for milling Interchangeable tools for hand tools	4.707	39.568	1.064.935	6.366.628
82078000	Tools for turning Interchangeable tools for hand tools	13	197	2.640	71.241
82079000	Screw driving, interchangeable tools	17.501	300.427	219.194	3.498.604
82081000	Knives and cutting blades for metal working	6	57	117	3.213
82082000	Knives and cutting blades for wood working	63.947	476.302	601.972	4.333.583
82083000	Knives and cutting blades for kitchen appliances or for machines used by the food industry	19	709	3.379	27.983

Tabel 3 : Ekspor Indonesia menurut Komoditi (Kode HS 8 digit)

		Juni 2023			
Kode H S	Uraian golongan barang	Berat bersih (Kg)		Nilai F.O.B. (U S \$)	
		Bulan ini	Kumulatif	Bulan ini	Kumulatif
(1)	(2)	(3)	(4)	(5)	(6)
82084000	Knives and cutting blades for agricultural, horticultural or forestry machines	300	300	203	203
82089000	Knives and cutting blades, other than for metal working or wood working or for kitchen appliances or machines used by the food industry or agricultural, horticultural or forestry machines	3.579	12.684	277.167	926.799
82090000	Plates, sticks, tips and the like for tools, unmounted, of cermets	1.243	3.467	25.488	259.954
82100000	Hand-operated mechanical appliances, weighing 10 kg or less, used in the preparation, conditioning or serving of food or drink	687	1.836	9.072	21.707
82111000	Sets of assorted articles knives with cutting blades, serrated or not other than knives of heading 8208	-	3	-	24
82119100	Table knives having fixed blades serrated or not other than knives of heading 8208	2.515	31.397	22.290	450.001
82119250	Knives having fixed blades of a kind used for agriculture, horticulture or forestry serrated or not other than knives of heading 8208	-	248	-	3.504
82119299	Knives having fixed blades excluding table knives or of a kind used for agriculture, horticulture or forestry or hunting, diving, and scouts' knives	98	4.357	248	102.300
82119321	Knives having other than fixed blades of a kind used for agriculture, horticulture or forestry with handle of base metal	-	8	-	202
82119329	Knives having other than fixed blades of a kind used for agriculture, horticulture or forestry with handle other than of base metal	1	54	0	4.640
82119330	Flick knives or spring knives; penknives with blades of 15 cm or more in length	-	54	-	160
82119390	Flick knives or spring knives; penknives with blades of 15 cm less in length	1	184	26	16.393
82119490	Blades for knives of a kind used other than for agriculture, horticulture or forestry	85	117	27.357	28.557
82119500	Knife handles of base metal	3	40	5	14.324
82121000	Razors	100	352	2.605	14.462
82122010	Double-edged razor blades	45	619	2.024	32.324
82122090	Safety razor blade blanks in strips	-	44	-	1.990
82130000	Scissors, tailors' shears and similar shears, and blades therefor	329	1.445	220	15.011
82141000	Paper knives, letter openers, erasing knives, pencil sharpeners and blades therefor	-	53	-	449
82142000	Manicure or pedicure sets and instruments (including nail files)	50	192	2.757	10.356
82149000	Hair clippers, butchers' or kitchen cleavers, choppers and mincing knives	5.573	40.567	15.455	74.983
82151000	Sets of assorted articles of kitchen and tableware containing at least one article plated with precious metal	-	54	-	717
82152000	Sets of assorted articles similar kitchen or tableware	5.966	62.045	45.205	634.925
82159100	Spoons, forks, ladles, skimmers, cake-servers, fish-knives, butter-knives, sugar tongs and similar kitchen or tableware plated with precious metal	-	0	-	344
82159900	Spoons, forks, ladles, skimmers, cake-servers, fish-knives, butter-knives, sugar tongs and similar kitchen or tableware not plated with precious metal	96.933	643.108	1.504.376	9.707.936
83011000	Padlocks (key, combination or electrically operated); of base metal	314	2.100	9.336	73.193
83012000	Locks of a kind used for motor vehicles; of base metal	50.204	313.556	942.500	6.090.473
83013000	Locks of a kind used for furniture; of base metal	31	1.643	89	5.706
83014020	Door locks; of base metal	246	1.700	2.562	9.422
83014090	Locks not used for motor vehicles or furniture other than handcuffs or door locks	942	35.890	11.464	387.483

Tabel 3 : Ekspor Indonesia menurut Komoditi (Kode HS 8 digit)

Juni 2023

Kode H S	Uraian golongan barang	Berat bersih (Kg)		Nilai F.O.B. (U S \$)	
		Bulan ini	Kumulatif	Bulan ini	Kumulatif
		(1)	(2)	(3)	(4)
83015000	Clasps and frames with clasps, incorporating locks; of base metal	3	296	7	3.118
83016000	Parts of padlocks and locks; of base metal	20.187	141.379	411.461	3.728.459
83017000	Keys presented separately of padlocks and lock; of base metal	1.210	6.006	110.291	562.644
83021000	Hinges; of base metal	33.656	125.643	307.361	1.179.841
83022010	Castors with mounting of base metal of a diameter (including tyres) exceeding 100 mm, but not exceeding 250 mm	1	7	23	301
83022090	Castors with mounting of base metal of a diameter (including tyres) exceeding 250 mm	1.358	149.096	17.559	439.107
83023010	Hasps suitable for motor vehicles; of base metal	2	471	21	1.240
83023090	Mountings, fittings and similar articles suitable for motor vehicles; of base metal	147.296	909.307	829.881	6.174.115
83024131	Hasps suitable for building; of base metal	185	986	126	11.429
83024139	Bolts, hooks and eyes, staples of base metal, a kind suitable for building	515	913	3.358	11.225
83024190	Other mountings, fittings and similar articles of base metal suitable for buildings	298.166	1.763.982	1.281.782	7.754.781
83024220	Hasps; of base metal of a kind suitable for furniture	-	73	-	806
83024290	Bolts, hook and eyes, staples; of base metal, a kind suitable for furniture	120.624	775.658	483.973	3.227.772
83024910	Mountings, fittings and similar articles; of base metal of a kind suitable for saddlery	-	213	-	5.857
83024991	Hasps of base metal a kind suitable for trunks, chests, caskets or the like	10	50	5	2.699
83024999	Base metal fittings and similar articles of a kind suitable for trunks, chests, caskets or the like	42.385	327.582	275.668	1.734.220
83025000	Hat-racks, hat-pegs, brackets and similar fixtures; of base metal	44.587	187.773	249.480	1.150.642
83026000	Automatic door closers; of base metal	16.311	96.572	90.807	495.950
83030000	Armoured or reinforced safes, strong-boxes and doors and safe deposit lockers for strong-rooms, cash or deed boxes and the like; of base metal	168.621	1.332.424	462.600	3.229.397
83040010	Filing cabinets and card-index cabinets; of base metal	944	12.156	1.336	39.443
83040091	Paper trays, paper rests, pen trays, office-stamp stands and similar office or desk equipment; of aluminium, other than office furniture of heading 9403	1.066	10.118	2.588	22.822
83040099	Paper trays, paper rests, pen trays, office-stamp stands and similar office or desk equipment; of base metal, other than office furniture of heading 9403	4.101	7.553	7.084	14.757
83051010	Fittings for double loop wire binders; of base metal	-	30	-	30
83051090	Fittings for loose-leaf binders or files other than for double loop wire binder; of base metal	795	2.588	1.114	4.693
83052010	Staples in strips of a kind for office use; of base metal	0	95	16	154
83052020	Staples in strips other than for office use (example, upholstery, packaging); of iron or steel	513	1.731	7.495	10.437
83052090	Staples in strips of base metal other than iron or steel, not a kind for office use	1	18	62	166
83059010	Paper clips; of base metal	17	532	29	942
83059090	Letter clips, letter corners, indexing tags and similar office articles, of base metal, including parts	93	5.877	140	26.732
83061000	Bells, gongs and the like, non-electric; of base metal	1.242	9.529	39.666	224.660
83062100	Statuettes and other ornaments plated with precious metals	4.033	12.480	59.863	133.518
83062910	Statuettes and other ornaments; of copper or of lead	30.017	159.211	319.825	1.607.963
83062920	Statuettes and other ornaments; of nickel	11	12	27	34
83062930	Statuettes and other ornaments; of aluminium	3.445	47.426	64.457	557.205
83062990	Statuettes and other ornaments; of iron or steel	77.691	444.693	600.947	2.995.627
83063010	Photograph, picture or similar frames, mirrors; of copper	77	3.941	2.300	41.746
83063099	Photograph, picture or similar frames; mirrors made of basemetal other than copper	7.664	62.868	40.833	347.157

Tabel 3 : Ekspor Indonesia menurut Komoditi (Kode HS 8 digit)

Juni 2023

Kode H S	Uraian golongan barang	Berat bersih (Kg)		Nilai F.O.B. (U S \$)	
		Bulan ini	Kumulatif	Bulan ini	Kumulatif
(1)	(2)	(3)	(4)	(5)	(6)
83071000	Flexible tubing with or without fittings; of iron or steel	26	46.840	458	220.604
83079000	Flexible tubing with or without fittings; of base metal other than of iron or steel	29	816	40	8.905
83081000	Hooks, eyes, eyelets used for clothing/clothingacc, footwear, jewellery, watches, books, awnings and leather; of base metal	2.416	9.423	51.576	229.318
83082000	Tubular or bifurcated rivets; of base metal	2	32	10	25.618
83089010	Beads including parts; of base metal	492	6.879	9.415	50.194
83089020	Spangles including parts; of base metal	-	9	-	1.074
83089090	Clasps, frames with clasps, buckles, buckle-clasps; of base metal	6.486	33.358	149.906	767.782
83091000	Crown corks; of base metal	-	1.584	-	5.502
83099010	Capsules for bottles; of base metal	-	5	-	1.723
83099020	Top ends; of aluminium cans	11.049	251.955	53.130	1.427.865
83099060	Aerosol can ends; of tinplate	24	27	253	275
83099070	Other caps for cans; of base metal	38.654	356.159	122.548	776.778
83099081	Bottle caps, screw caps; of aluminium	3	3	28	28
83099089	Bungs for metal drums; bung covers; seals; case corner protectors; of aluminium	119	3.204	106	43.518
83099091	Bottle caps, screw caps; of base metal other than aluminium	12.199	18.359	60.293	91.146
83099092	Bungs for metal drums; bung covers; seals; case corner protectors; of base metal other than aluminium	7	58.114	87	287.458
83099099	Other packing accessorie; of base metal	5.488	80.180	106.213	862.583
83100000	Sign-plates, name-plates, address-plates and similar plates, numbers, letters and other symbols, of base metal, excluding those of heading 9405	680	7.356	23.072	138.490
83111010	Coated electrodes for electric arc-weldin; of base metal, in rolls	-	7.731	-	24.491
83111090	Coated electrodes , for electric arc-welding; of base metal in a forms other than rolls	427.046	2.307.308	1.232.150	5.125.712
83112021	Cored wire for electric arc-welding containing by weight 45 % or more of carbon and 20 % or more of chromium; of alloy steel, in rolls	-	30	-	78
83112029	Cored wire for electric arc-welding containing by weight 45 % or more of carbon and 20 % or more of chromium; of alloy steel, other than in rolls	530	2.107	533	2.173
83112090	Cored wire for electric arc-welding made of base metal other than alloy steel	77	10.477	5.775	39.768
83113021	Cored wire for soldering, brazing or welding by flame containing by weight 45 % or more of carbon and 20 % or more of chromium; of alloy steel, in rolls	1	337	16	6.713
83113029	Cored wire for soldering, brazing or welding by flame containing by weight 45 % or more of carbon and 20 % or more of chromium; of alloy steel, other than in rolls	576	16.896	1.439	68.492
83113099	Coated rods for soldering, brazing or welding by flame; of base metal, other than in rolls	-	10	-	87
83119000	Wire and rods of agglomerated base metal powder used for metal spraying	4.860	10.324	22.705	167.598
84013000	Fuel elements (cartridges), non-irradiated	-	10	-	465
84021110	Watertube boilers with a steam production exceeding 45 t per hour electrically operated other than central heating hot water	64	117	3.377	7.982
84021219	Watertube boilers with a steam production not exceeding 15 t per hour electrically operated other than central heating hot water	2.360	48.405	30.120	569.951
84021919	Other vapour generating boilers including hybrid boilers other than central heating hot water with a steam production not exceeding 15 t per hour electrically operated	35.508	75.776	126.947	391.532
84022010	Super-heated water boilers other than central heating hotwater electrically operated	-	22	-	141
84029010	Boiler bodies, shells or casings, parts for Steam or other vapour generating boilers	-	170	-	7.624

Tabel 3 : Ekspor Indonesia menurut Komoditi (Kode HS 8 digit)

Juni 2023

Kode H S	Uraian golongan barang	Berat bersih (Kg)		Nilai F.O.B. (U S \$)	
		Bulan ini	Kumulatif	Bulan ini	Kumulatif
		(1)	(2)	(3)	(4)
84029090	Parts for steam or other vapour generating boilers other than boiler bodies, shells or casings	2.457	50.479	21.054	359.119
84031000	Boilers of central heating boilers other than those of heading 8402	20.100	57.310	141.750	383.906
84039090	Parts for central heating boilers other than Boiler bodies, shells or casings than those of heading 8402	290.694	606.907	1.019.975	2.201.027
84041011	Soot removes (soot blower) for steam or other vapour power units for use with boilers of heading 8402	-	311	-	26.800
84041019	Economisers, super-heaters and gas recoverers for steam or other vapour power units for use with boilers of heading 8402	-	350	-	323
84042000	Condensers for steam or other vapour power units for use with boilers of heading 8402 or 8403	10	31	389	715
84049090	Part for use condensers or Auxiliary plant of subheadings 8404.20.00	-	47.707	-	3.663.507
84051000	Producer gas or water gas generators, with or without their purifiers; acetylene gas generators and similar water process gas generators	48	48	535	535
84059000	Parts of producer gas or water gas generators, with or without purifiers; acetylene gas generators and similar	52	1.560	1.250	58.317
84068290	Steam turbines and other vapour turbines of an output exceeding 5 MV but not exceeding 40 MW other than for marine propulsion	5	5	4.920	4.920
84069000	Parts of steam turbines and other vapour turbines	59	3.778	1.484	150.351
84071000	Spark-ignition reciprocating or rotary internal combustion piston engines for Aircraft	1.100	15.669	992.843	5.432.283
84072190	Spark-ignition reciprocating or rotary internal combustion a power exceeding 2238 kW for outboard motors	370	2.527	14.070	57.401
84072920	Spark-ignition reciprocating or rotary internal combustion a power not exceeding 2238 kW for marine propulsion engine	42.003	156.631	676.103	2.520.627
84072990	Spark-ignition reciprocating or rotary internal combustion a power exceeding 2238 kW for marine propulsion engine	-	60	-	580
84073100	Spark-reciprocating piston engines of a kind used for the propulsion of vehicles of Chapter 87 of a cylinder capacity not exceeding 50 cc	-	1.218	-	560
84073211	Spark-reciprocating piston engines of a kind used for the propulsion for vehicles of heading 8701 a cylinder capacity exceeding 50 cc but not exceeding 110 cc	-	1	-	2
84073212	Spark-reciprocating piston engines of a kind used for the propulsion for vehicles of heading 8711 of a cylinder capacity exceeding 50 cc but not exceeding 110 cc	4	41	6.465	7.845
84073222	Spark-reciprocating piston engines of a kind used for the propulsion for vehicles of heading 8711 a cylinder capacity exceeding 110 cc but not exceeding 250 cc	1.516.574	12.317.555	16.128.943	141.519.818
84073229	Spark-reciprocating piston engines of a kind used for the propulsion for vehicles of Chapter 87 other than of heading 8701 and 8711 of a cylinder capacity exceeding 110 cc but not exceeding 250 cc	1	1.591	11.160	21.289
84073320	Spark-reciprocating piston engines of a kind used for the propulsion for vehicles of heading 8711 a cylinder capacity exceeding 250 cc but not exceeding 1,000 cc	137.028	301.979	2.699.626	5.995.099
84073440	Full assembled sprak-reciprocating piston engines of a cylinder capacity not exceeding 1,100 cc for pedestrian controlled tractors	-	4.970	-	13.627
84073460	Full assembled sprak-reciprocating piston engines of a cylinder capacity exceeding 1,100 cc for other vehicles of heading 8711	-	7.272	-	5.092
84073471	Full assembled spark- reciprocating piston engines of cylinder capacity not exceeding 2,000cc, for vehicles of Chapter 87	1.296.643	5.180.972	21.295.903	82.659.886

Tabel 3 : Ekspor Indonesia menurut Komoditi (Kode HS 8 digit)

Juni 2023					
Kode H S	Uraian golongan barang	Berat bersih (Kg)		Nilai F.O.B. (U S \$)	
		Bulan ini	Kumulatif	Bulan ini	Kumulatif
(1)	(2)	(3)	(4)	(5)	(6)
84073472	Full assembled spark- reciprocating piston engines of cylinder capacity exceeding 2,000cc but not exceeding 3,000 cc for vehicles of Chapter 87	85.916	764.776	894.501	8.100.841
84073491	Assembled not complete, spark-reciprocating piston engines cylinder capacity not exceeding 1,100cc for pedestrian controlled tractors	-	5.000	-	1.650
84073494	Assembled not complete, spark-reciprocating piston engines cylinder capacity not exceeding 2,000 cc for vehicles of chapter 87	928.774	6.043.265	6.076.221	39.813.281
84073499	Spark-ignition reciprocating or rotary internal combustion piston engines ; other of a cylinder capacity exceeding 3000 cc	-	598	-	21.616
84079010	Other engines ; of a power not exceeding 1865 kw	-	35	-	150
84079090	Other engines ; otherthan of a power not exceeding 1865 and of a power exceeding 1865 kw but not exceeding 2238 kw	30	16.116	10	236.247
84081090	Marine propulsion engines ; otherthan of a power not exceeding 2238,exceeding 2238 kw but not exceeding 100 kw and exceeding 100 kw but not exceeding 750 kw	6	10.443	521	42.520
84082010	Fully assembled for vehicles of subheading 870110	-	33.074	-	49.800
84082022	Fully assembled other ; of a cylinder capacity exceeding 2,000 cc but not exceeding 3500 cc	1.142	14.373	15.067	191.756
84082023	Fully assembled other ; of a cylinder capacity exceeding 3,500 cc	364	32.786	7.349	42.872
84082093	Engines of a kind used for the propulsion of vehicles of Chapter 87 ; other for vehicles of subheading 870110	-	615	-	4.723
84082096	Engines of a kind used for the propulsion of vehicles of Chapter 87 ; other of a cylinder capacity exceeding 3500 cc	-	2.400	-	7.800
84089010	Other engines ; of a power not exceeding 1865 kw	-	231	-	2.206
84089051	Other engines ; of a power exceeding 100 kw of a kind used for machinery of heading 8429 or 8430	157.835	1.012.962	2.661.694	17.593.040
84089052	Other engines ; of a power exceeding 100 kw of a kind used for railway locomotives or tramway vehicles	-	7	-	15.719
84089059	Other engines ; of a power exceeding 100 kw otherthan of a kind used for machinery of heading 8429 or 8430 and of a kind used for railway locomotives or tramway vehicles	39.390	205.617	395.313	2.113.676
84089091	Other engines ; For machinery of heading 8429 or 8430	-	10.169	-	35.169
84089099	Other engines ; otherthan For machinery of heading 8429 or 8430 and of a kind used for railway locomotives or tramway vehicles	36.170	321.077	390.343	3.005.689
84091000	For aircraft engines	196	2.029	97.453	870.291
84099111	Carburettors and parts thereof ; for machinery of heading 8429 or 8430	63	1.992	1.365	36.790
84099112	Cylinder blocks ; crank cases ; for machinery of heading 8429 or 8430	72.600	136.703	1.540.286	3.411.916
84099113	Cylinder liners, with an internal diameter of 50 mm or more, but not exceeding 155 mm ; for machinery of heading 8429 or 8430	111	7.522	577	74.624
84099114	Other cylinder liners ; for machinery of heading 8429 or 8430	686	1.794	789	3.402
84099115	Cylinder heads and head covers ; for machinery of heading 8429 or 8430	6	40.151	118	254.160
84099116	Pistons, with an external diameter of 50 mm or more, but not exceeding 155 mm ; for machinery of heading 8429 or 8430	3	5	1.184	2.229
84099117	Other pistons ; for machinery of heading 8429 or 8430	6.615	83.304	60.710	1.896.660
84099118	Pistons rings and gudgeon pins ; for machinery of heading 8429 or 8430	17.574	119.514	1.012.011	6.682.610
84099119	Part of For machinery of heading 8429 or 8430	79.460	481.472	569.130	3.214.472
84099121	Carburettors and parts thereof ; for vehicles of heading 8701	103	407	493	2.074
84099124	Other cylinder liners ; for vehicles of heading 8701	2	2	42	42
84099126	Pistons, with an external diameter of 50 mm or more, but not exceeding 155 mm ; for vehicles of heading 8701	-	3	-	140

Tabel 3 : Ekspor Indonesia menurut Komoditi (Kode HS 8 digit)

Juni 2023

Kode H S	Uraian golongan barang	Berat bersih (Kg)		Nilai F.O.B. (U S \$)	
		Bulan ini	Kumulatif	Bulan ini	Kumulatif
(1)	(2)	(3)	(4)	(5)	(6)
84099129	Part of For vehicles of heading 8701	146	405	2.987	9.635
84099131	Carburettors and parts thereof ; for vehicles of heading 8711	9.480	79.341	170.259	1.945.521
84099132	Cylinder blocks crank cases ; for vehicles of heading 8711	3.070	21.680	44.725	340.298
84099134	Cylinder liners ; for vehicles of heading 8711	5	6	11	94
84099135	Cylinder heads and head covers ; for vehicles of heading 8711	10.420	85.077	181.797	1.405.666
84099137	Pistons For vehicles of heading 8711	9.705	49.311	344.766	1.675.002
84099138	Pistons rings and gudgeon pins ; for vehicles of heading 8711	2.646	12.178	181.224	685.933
84099139	Part of For vehicles of heading 8711	87.551	667.780	3.082.332	18.299.124
84099141	Carburettors and parts thereof ; for other vehicles of chapter 87	57.046	172.752	3.167.491	11.383.194
84099142	Cylinder blocks; crank cases ; for other vehicles of chapter 87	623.858	3.522.101	2.518.235	14.067.729
84099143	Cylinder liners, with an internal diameter of 50 mm or more, but not exceeding 155 mm ; for other vehicles of chapter 87	-	24	-	4.020
84099144	Other cylinder liners ; for other vehicles of chapter 87	1.669	7.332	29.494	104.489
84099145	Cylinder heads and head covers ; for other vehicles of chapter 87	106.510	647.031	1.315.054	7.888.121
84099146	Pistons, with an external diameter of 50 mm or more, but not exceeding 155 mm ; for other vehicles of chapter 87	29	348	732	7.582
84099147	Other pistons ; for other vehicles of chapter 87	1.588	16.493	33.598	344.278
84099148	Piston rings and gudgeon pins ; for other vehicles of chapter 87	36.093	210.046	3.026.755	18.418.074
84099149	Part of for other vehicles of chapter 87	158.172	965.080	2.608.128	15.315.143
84099151	cylinder blocks ; crank cases ; For marine propulsion engines of a power not exceeding 2238 kW	-	21	-	3.486
84099152	Cylinder liners, with an internal diameter of 50 mm or more, but not exceeding 155 mm ; for marine propulsion engines of a power not exceeding 2238 kw	154	231	2.659	4.990
84099155	Other pistons ; For marine propulsion engines of a power not exceeding 2238 kW	-	29	-	1.250
84099159	Part of For marine propulsion engines ; of a power not exceeding 2238 kW	86.562	460.003	282.743	1.450.129
84099161	Cylinder blocks ; crank cases ; For marine propulsion engines of a power exceeding 2238 kW :	-	159	-	122
84099164	Pistons, with an external diameter of 50 mm or more, but not exceeding 155 mm ; for marine propulsion engines of a power exceeding 2238 kw	6.060	6.060	77.174	77.174
84099169	Part of For marine propulsion engines of a power exceeding 2238 kW for vessels of chapter 89	-	50	-	184
84099171	Carburettors and parts thereof ; for other engines	11	126	567	5.112
84099172	Cylinder blocks; crank cases for other engines	-	651	-	4.270
84099173	Cylinder liners, with an internal diameter of 50 mm or more, but not exceeding 155 mm ; for other engines	-	897	-	15.601
84099177	Other pistons ; for other engines	1	7.573	14	48.356
84099179	Part of for other engines	40.811	385.639	704.127	5.509.973
84099911	Carburettors and parts thereof ; for engines of machinery of heading 8429 or 8430	1	25.690	8	24.887
84099912	Cylinder blocks; crank cases ; for engines of machinery of heading 8429 or 8430	1.291	5.450	14.625	92.281
84099914	Other cylinder liners ; for engines of machinery of heading 8429 or 8430	54	273	638	5.427
84099915	Cylinder heads and head covers ; for engines of machinery of heading 8429 or 8430	400	460	25.047	28.946
84099916	Pistons, with an external diameter of 50 mm or more, but not exceeding 155 mm ; for engines of machinery of heading 8429 or 8430	-	0	-	100
84099917	Other pistons ; for engines of machinery of heading 8429 or 8430	31	223	1.407	2.151
84099918	Piston rings and gudgeon pins ; for engines of machinery of heading 8429 or 8430	233	1.041	24.789	114.548
84099919	Part of For engines of machinery of heading 8429 or 8430	10.711	13.414	94.009	178.128

Tabel 3 : Ekspor Indonesia menurut Komoditi (Kode HS 8 digit)

Juni 2023

Kode H S	Uraian golongan barang	Berat bersih (Kg)		Nilai F.O.B. (U S \$)	
		Bulan ini	Kumulatif	Bulan ini	Kumulatif
(1)	(2)	(3)	(4)	(5)	(6)
84099921	Carburettors and parts thereof ; for engines of vehicles of heading 8701	-	7	-	686
84099924	Other cylinder liners ; for engines of vehicles of heading 8701	10	10	10	10
84099925	Cylinder heads and head covers ; for engines of vehicles of heading 8701	-	414.813	-	1.387.212
84099929	Part of For engines of vehicles of heading 8701	623	683	2.050	8.379
84099931	Carburettors and parts thereof ; for engines of vehicles of heading 8711	1.567	7.589	29.371	139.826
84099932	Cylinder blocks; crank cases ; for engines of vehicles of heading 8711	10	212	20	770
84099934	Cylinder heads and head covers ; for engines of vehicles of heading 8711	6	123	987	25.580
84099936	Piston rings and gudgeon pins ; for engines of vehicles of heading 8711	11.296	52.890	101.106	485.268
84099938	Other cylinder liners and piston ; for engines of vehicles of heading 8711	10	110	60	460
84099939	Part of For engines of vehicles of heading 8711	113	510	550	33.262
84099941	Carburettors and parts thereof ; for engines of other vehicles of chapter 87	9	1.941	153	46.562
84099942	Cylinder blocks; crank cases ; for engines of other vehicles of chapter 87	1.826.095	9.636.756	6.103.713	33.611.972
84099944	Other cylinder liners ; for engines of other vehicles of chapter 87	-	30	-	85
84099945	Cylinder heads and head covers ; for engines of other vehicles of chapter 87	47.036	307.410	296.575	1.955.773
84099946	Pistons, with an external diameter of 50 mm or more, but not exceeding 155 mm ; for engines of other vehicles of chapter 87	-	147	-	4.092
84099947	Other piston ; for engines of other vehicles of chapter 87	-	34	-	973
84099948	Piston rings and gudgeon pins ; for engines of other vehicles of chapter 87	9.690	59.501	722.953	4.761.704
84099949	Part of For engines of other vehicles of Chapter 87	266.692	1.680.377	3.839.647	24.405.164
84099959	Part of For marine propulsion engines of a power not exceeding 2238 kW ; for engines of vessels of chapter 89	9.794	33.280	24.486	51.198
84099962	Cylinder liners, with an internal diameter of 50 mm or more, but not exceeding 155 mm ; for marine propulsion engines of a power exceeding 2238 kw	1.386.682	10.988.044	3.294.150	25.182.218
84099963	Other cylinder liners ; For marine propulsion engines of a power exceeding 2238 kW	-	170	-	1.792
84099965	Other piston ; For marine propulsion engines of a power exceeding 2238 kW	-	315	-	2.079
84099969	Part of For marine propulsion engines of a power exceeding 2238 kW	84.549	967.439	1.233.425	12.598.982
84099971	Carburettors and parts thereof ; for other engines	0	1.372	23	10.049
84099972	Cylinder blocks; crank cases ; for other engines	-	1.204	-	24.396
84099974	Other cylinder liners ; for other engines	-	3.830	-	31.915
84099975	Cylinder heads and head covers ; for other engines	33.913	118.662	385.223	1.656.714
84099977	Other pistons ; for other engines	1.312	3.117	73.933	180.551
84099978	Piston rings and gudgeon pins ; for other engines	-	7	-	11
84099979	Part of for other engines	94.569	382.774	1.093.427	4.485.564
84101100	Hydraulic turbines and water wheels ; Of a power not exceeding 1,000 kW	-	60	-	717
84109000	Parts, including regulators	1.149	2.963	550.939	4.642.410
84111200	Turbo-jets ; Of a thrust exceeding 25 kN	3.830	57.971	10.000	754.438
84112100	Turbo propellers ; Of a power not exceeding 1,100 kW	1.156	4.910	20.663	219.225
84112200	Turbo propellers ; Of a power exceeding 1,100 kW	-	2.621	-	328.384
84118100	Other gas turbines ; Of a power not exceeding 5,000 kW	-	8.867	-	1.054.622
84118200	Other gas turbines ; Of a power exceeding 5,000 kW	-	24.496	-	6.064.504
84119100	Parts Of turbo-jets or turbo-propellers	969	2.495	1.681.499	3.363.761
84119900	Otherthan part Of turbo-jets or turbo-propellers	28.167	70.517	819.123	5.179.701
84121000	Reaction engines other than turbo-jets	-	24.010	-	14.701

Tabel 3 : Ekspor Indonesia menurut Komoditi (Kode HS 8 digit)

		Juni 2023			
Kode H S	Uraian golongan barang	Berat bersih (Kg)		Nilai F.O.B. (U S \$)	
		Bulan ini	Kumulatif	Bulan ini	Kumulatif
(1)	(2)	(3)	(4)	(5)	(6)
84122100	Hydraulic power engines and motors ; linear acting (cylinders)	209.625	936.632	1.231.457	5.365.195
84122900	Hydraulic power engines and motors ; otherthan linear acting (cylinders)	16.284	59.327	510.780	1.354.879
84123100	Pneumatic power engines and motors ; linear acting (cylinder)	286	6.075	1.980	998.647
84123900	Pneumatic power engines and motors ; otherthan linear acting (cylinder)	7	104	859	6.547
84128000	Other engines and motors	276	31.469	1.382	815.584
84129010	Parts ; Of engines of subheading 841210	277	277	703	703
84129020	Parts ; For steam or other vapour power units incorporating boilers	1.897	8.243	60.482	350.428
84129090	Parts otherthan	34.145	130.704	565.973	2.162.684
84131100	Pumps for dispensing fuel or lubricants, of the type used in filling-stations or in garages ; with a measuring device	2	2.285	131	17.241
84131910	Pumps fitted or designed to be fitted with a measuring device ; other electrically operated	1.118	27.696	20.251	67.137
84131920	Pumps fitted or designed to be fitted with a measuring device ; other not electrically operated	79	3.815	541	15.331
84132010	Hand pumps, other than those of subheading 841311 or 841319 ; water pumps	4.942	78.908	10.787	240.532
84132020	Hand pumps, other than those of subheading 841311 or 841319 ; breast pumps	340	624	1.645	4.743
84132090	Other Hand pumps, other than those of subheading 841311 or 841319	9.921	13.778	73.585	131.503
84133030	Fuel, lubricating or cooling medium pumps for internal combustion piston engines ; of motor vehicles of heading 8702,8703 or 8704	9.406	49.836	603.615	3.228.879
84133040	Fuel, lubricating or cooling medium pumps for internal combustion piston engines ; for water pump of motor vehicles of heading 8702,8703 or 8704	28	1.908	1.014	86.318
84133051	Fuel, lubricating Other, centrifugal type ; with an inlet diameter not exceeding 200 mm	5.553	5.553	74.304	74.304
84133052	Fuel, lubricating Other, centrifugal type ; with an inlet diameter exceeding 200 mm	2.274	13.162	11.556	66.833
84133090	Fuel, lubricating Other, centrifugal type other	63.474	395.301	1.686.506	11.479.116
84134000	Concrete pumps	13	19.924	30	65.742
84135031	Water pumps, with a flow rate not exceeding 8,000 m3/h ; electrically operated	3.510	52.025	7.710	187.240
84135032	Water pumps, with a flow rate not exceeding 8,000 m3/h ; not electrically operated	-	2.155	-	42.574
84135090	Other reciprocating positive displacement pumps otherthan water pumps with a flow rate not exceeding 8000 m3/h and exceeding 8000 m3/h but not exceeding 13000 m3/h	4.146	12.198	252.324	563.237
84136031	Water pumps, with a flow rate not exceeding 8,000 m3/h ; electrically operated	3.918	7.597	38.342	57.086
84136032	Water pumps, with a flow rate not exceeding 8,000 m3/h ; not electrically operated	25	25	634	634
84136090	Other rotary positive displacement pumps otherthan water pumps with a flow rate not exceeding 8000 m3/h and exceeding 8000 m3/h but not exceeding 13000 m3/h	11.096	70.900	316.625	1.492.758
84137011	Single stage, single suction horizontal shaft water pumps suitable for belt drive or direct coupling, other than pumps w/ shafts common w/ the prime mover ; w/ an inlet diameter not exceeding 200 mm	-	430	-	11.342
84137019	Single stage, single suction horizontal shaft water pumps suitable for belt drive or direct coupling, other than pumps with shafts common with the prime mover ; other	59.963	420.797	325.419	2.516.293
84137031	Submersible water pumps ; With an inlet diameter not exceeding 200 mm	-	105	-	1.184
84137039	Submersible water pumps otherthan With an inlet diameter not exceeding 200 mm	3.596	19.728	36.194	139.470

Tabel 3 : Ekspor Indonesia menurut Komoditi (Kode HS 8 digit)

Juni 2023

Kode H S	Uraian golongan barang	Berat bersih (Kg)		Nilai F.O.B. (U S \$)	
		Bulan ini	Kumulatif	Bulan ini	Kumulatif
		(1)	(2)	(3)	(4)
84137042	Other water pumps, with a flow rate not exceeding 8,000 m3/h ; with inlet diameter not exceeding 200 mm, electrically operated	3.614	23.408	32.946	197.927
84137043	Other water pumps, with a flow rate not exceeding 8,000 m3/h ; with inlet diameter not exceeding 200 mm, not electrically operated	-	556	-	8.186
84137049	Other water pumps, with a flow rate not exceeding 8,000 m3/h ; otherthan with inlet diameter not exceeding 200 mm, electrically operated and not electrically operated	4.301	18.116	24.585	102.787
84137059	Other water pumps, with a flow rate exceeding 8,000 m3/h but not exceeding 13,000 m3/h ; otherthan with an inlet diameter not exceeding 200 mm	363	363	12.197	12.197
84137099	Other centrifugal pumps otherthan With an inlet diameter not exceeding 200 mm	176	5.275	15.056	216.364
84138113	Water pumps with a flow rate not exceeding 8,000 m3/h,electrically operated	30.494	1.317.338	159.193	6.780.462
84138114	Water pumps with a flow rate not exceeding 8,000 m3/h, not electrically operated	637	2.910	6.774	52.500
84138119	Other water pumps	27.361	161.335	414.221	2.954.897
84138210	liquid elevators ; Electrically operated	2	442	791	2.691
84138220	liquid elevators ; not Electrically operated	426	426	3.753	3.753
84139110	Part ; Of pumps of subheading 84132010	722	19.300	1.483	17.783
84139130	Part ; Of pumps of subheadings 84137011 and 84137019	-	7	-	1.327
84139140	Part ; Of other centrifugal pumps	44.320	228.516	111.278	770.048
84139190	Part ; Of other pumps	214.441	1.490.531	3.265.732	19.056.525
84139200	Part ; Of liquid elevators	-	115	-	6.030
84141000	Vacuum pumps	7.719	16.982	288.261	672.346
84142010	Hand- or foot-operated air pumps ; bicycle pumps	71	336	244	2.479
84142090	Other Hand- or foot-operated air pumps	5.319	8.439	76.307	83.817
84143040	Compressors of a kind used in refrigerating equipment ; With a refrigeration capacity exceeding 2110 kW, or with a displacement per revolution of 220 cc or more	1.314	24.556	28.366	441.522
84143090	Other Compressors of a kind used in refrigerating equipment	73.221	270.997	1.816.829	4.829.165
84144000	Air compressors mounted on a wheeled chassis for towing	4.888	61.986	41.199	372.738
84145110	Table fans and box fans ; with a self-contained electric motor of an output not exceeding 125 w	1.414	17.119	780	28.038
84145191	Other floor, wall, window, ceiling or roof fans, with a self- contained electric motor of an output not exceeding 125 W	3.902	23.976	6.360	129.183
84145199	Other table fans with fan guard	399	38.326	4.514	779.826
84145910	Fans of a kind used solely/principally for cooling microprocessors, telecommunication apparatus, automatic data processing machines/units of automatic data processing machines ; of a capacity < 125 kw	3	111	18	2.913
84145920	Explosion-proof air fans, of a kind used in underground mining ; of a capacity not exceeding 125 kw	-	187	-	7.143
84145930	Blowers ; Of a capacity not exceeding 125 kW	9.093	34.426	126.796	585.804
84145941	Other with fan guard Of a capacity not exceeding 125 kW	-	665	-	1.157
84145949	Other fans	47.793	349.038	1.079.711	7.398.283
84145950	Other blower otherthan Of a capacity not exceeding 125 kW	1.552	2.818	6.288	13.255
84145991	Table fans other With fan guard	-	816	-	7.079
84145992	Table fans ; Explosion-proof air fans, of a kind used in underground mining	1.951	38.785	70.612	1.507.354
84145999	Other table fans otherthan with fan guard and Explosion-proof air fans, of a kind used in underground mining	783	18.104	18.494	171.342
84146011	Laminar airflow cabinets ; fitted with filter	16.348	82.408	77.408	404.366
84146019	Hoods fitted with filter otherthan Laminar airflow cabinets	596	10.391	3.202	63.678
84146099	Hoods not fitted with a filter otherthan suitable for industrial use	627	1.294	6.308	12.691
84147011	Having a hood with maximum horizontal side not exceeding 120 cm ; fitted with filters	-	1.159	-	8.348
84148011	Laminar airflow cabinets ; fitted with filters	128.129	843.788	1.347.527	5.770.169
84148019	Other fitted with filters otherthan laminar airflow cabinets	6	7.248	1.053	24.358

Tabel 3 : Ekspor Indonesia menurut Komoditi (Kode HS 8 digit)

Juni 2023

Kode H S	Uraian golongan barang	Berat bersih (Kg)		Nilai F.O.B. (U S \$)	
		Bulan ini	Kumulatif	Bulan ini	Kumulatif
(1)	(2)	(3)	(4)	(5)	(6)
84148021	Suitable for industrial use ; not fitted with a filter	-	5	-	600
84148029	Other not fitted with filters otherthan Suitable for industrial use	175	362	1.640	3.282
84148030	Free-piston generators for gas turbines	11	303	97	20.166
84148041	Gas compression modules suitable for use in oil drilling operations ; compressor otherthan those of subheading 841430 or 841440	-	16.979	-	76.216
84148042	Of a kind used for automotive air conditioners ; compressors otherthan those of subheading 841430 or 841440	482.119	3.430.700	7.168.764	52.168.112
84148043	Sealed units for air conditioning machines ; compressors otherthan those of subheading 841430 or 841440	285	4.497	3.648	38.108
84148049	Other Compressors other than those of subheading 841430 or 841440	1.224	8.049	16.830	145.308
84148050	Air pumps	107.040	559.046	1.251.565	6.255.739
84148090	Air/vacuum pumps, air/oth gas compressors & fans; ventilating/recycling hoods incorporating a fan, whether/not fitted w/filters; gas-tight biological safety cabinets, whether/not fitted w/filters oth	130	9.835	6.193	49.202
84149021	Parts ; Of fans of goods of heading 8415, 8418, 8509 or 8516	4.097	15.304	46.108	223.837
84149022	Parts ; Of fans of blowers	280	16.264	4.151	193.561
84149029	Other parts of fans	19.648	132.104	290.507	2.026.444
84149031	Parts ; of hoods Of goods of subheading 841460	7.326	63.977	136.179	825.782
84149032	Parts ; of hoods Of goods of subheading 841480	730	1.415	5.297	16.698
84149041	Parts ; of goods of subheading 841410 For electrically operated machines	1	3.569	152	38.018
84149050	Parts ; Of goods of subheading 841420	1	1	220	220
84149060	Parts ; Of goods of subheading 841430	28.466	68.579	1.072.222	2.354.979
84149070	Parts ; Of goods of subheading 841440	306	307	374	379
84149080	Parts ; Of goods of subheading 841470	2	29	179	4.679
84149090	Part ; Of other pumps or compressors	16.700	132.259	225.238	2.234.051
84151020	Air conditioning machines Of a kind designed to be fixed to a window, wall, ceiling or floor, self-contained or "split-system" ; of a cooling capacity not exceeding 2110 kw	144.688	810.092	1.112.203	6.079.620
84151030	Air conditioning machines Of a kind designed to be fixed to a window, wall, ceiling or floor, self-contained or "split-system" ; of a cooling capacity exceeding 2110 kw but not exceeding 2638 kw	247.446	4.099.557	1.530.507	24.153.906
84151090	Air conditioning machines Of a kind designed to be fixed to a window, wall, ceiling or floor, self-contained or "split-system" other	5.768	46.042	61.780	445.223
84152010	Explosion-proof air fans, of a kind used in underground mining ; of a capacity not exceeding 125 kw	5.586	256.555	157.436	6.156.504
84152090	Air conditioning machines Of a kind used for persons, in motor vehicles ; otherthan of a cooling capacity not exceeding 2638 kw	70	821	250	5.904
84158119	Air conditioning machine of a kind used in aircraft other	93	940	579	4.440
84158129	Air conditioning machines of a kind used in railway rolling stock ; otherthan Of a cooling capacity not exceeding 2638 kW	26	26	769	769
84158219	Of a kind used in aircraft ; otherthan Of a cooling capacity exceeding 2110 kW and with an air flow rate of each evaporator unit exceeding 6796 m3/min	-	8.340	-	215.933
84158291	Incorporating a refrigerating unit Of a cooling capacity not exceeding 2638 kW	-	4.191	-	28.940
84158299	Other, incorporating a refrigerating unit otherthan of a cooling capacity not exceeding 2638 kw	2.812	2.832	21.616	21.711
84158311	Of a kind used in aircraft ; Of a cooling capacity exceeding 2110 kW and with an air flow rate of each evaporator unit exceeding 6796 m3/min	376	388	2.352	2.502
84158319	Of a kind used in aircraft otherthan Of a cooling capacity exceeding 2110 kW and with an air flow rate of each evaporator unit exceeding 6796 m3/min	-	49.983	-	4.113.052

Tabel 3 : Ekspor Indonesia menurut Komoditi (Kode HS 8 digit)

Juni 2023

Kode H S	Uraian golongan barang	Berat bersih (Kg)		Nilai F.O.B. (U S \$)	
		Bulan ini	Kumulatif	Bulan ini	Kumulatif
		(1)	(2)	(3)	(4)
84158331	Of a kind used in motor vehicles (other than those of subheading 841520) ; of a cooling capacity not exceeding 2638	2	2	51	51
84158339	Of a kind used in motor vehicles (other than those of subheading 841520) ; otherthan of a cooling capacity not exceeding 2638	-	78	-	377
84158391	Not incorporating a refrigerating unit ; other of a cooling capacity not exceeding 2638 kw	969	22.361	20.928	189.473
84158399	Not incorporating a refrigerating unit ; otherthan of a cooling capacity not exceeding 2638 kw	10.962	26.263	772.554	1.425.624
84159013	Parts Of a kind used in aircraft or railway rolling stock of machines with a cooling capacity not exceeding 2110 kw	-	6	-	200
84159014	Parts Evaporators or condensers for air conditioning machines for motor vehicles ; of machines with a cooling capacity not exceeding 2110 kw	50.713	311.083	1.208.103	6.540.555
84159015	Parts Chassis, welded and painted, other than of subheading 84159013 ; of machines with a cooling capacity not exceeding 2110 kw	1.272	7.455	9.224	54.288
84159019	Other parts Of machines with a cooling capacity not exceeding 2110 kW	65.540	313.797	1.413.928	6.104.493
84159029	Parts Of machines with a cooling capacity exceeding 2110 kW but not exceeding 2638 kW ; otherthan of a kind used in aircraft or railway rolling stock	116	815	1.761	11.294
84159034	Parts Of a kind used in aircraft or railway rolling stock ; with an airflow rate of each evaporator unit exceeding 6796 m3/min	314	721	6.039	17.432
84159035	Parts other With an air flow rate of each evaporator unit exceeding6796 m3/min otherthan of a kind used in aircraft or railway rolling stock	31.129	173.324	524.308	2.615.758
84159045	Parts With an air flow rate of each evaporator unit exceeding6796 m3/min otherthan of a kind used in aircraft or railway rolling stock	22.981	92.502	34.471	140.757
84159049	Part Of machines with a cooling capacity exceeding 5275 kW ; otherthan of a kind used in aircraft or railway rolling stock	12.885	84.197	183.444	1.021.375
84161000	Furnace burners for liquid fuel	1.002	1.002	40.253	40.253
84162000	Other furnace burners, including combination burners	1	3.972	5	185.848
84163000	Mechanical stokers, including their mechanical grates, mechanical ash dischargers and similar appliances	-	2.590	-	3.026
84169000	Part Furnace burners for liquid fuel, for pulverised solid fuel or for gas; mechanical stokers, including their mechanical grates, mechanical ash dischargers and similar appliances	59	131	7.637	11.633
84172000	Bakery ovens, including biscuit ovens	23.158	91.422	140.386	580.363
84178090	Parts otherthan Waste incinerators	-	56.126	-	481.398
84179000	Parts Industrial or laboratory furnaces and ovens, including incinerators, non-electric	-	1.059	-	53.514
84181031	Household type, of a capacity not exceeding 230 l ; fitted with separate external doors only	1.261.188	8.623.694	5.437.787	39.247.008
84181032	Other household type, of a capacity exceeding 230 l ; fitted with separate external doors only	4.008.678	19.902.001	16.428.056	87.073.904
84181039	Fitted with separate external doors only ; otherthan household type, of capacity not exceeding 230l; other household type, of a capacity exceeding 230l	4.147	25.679	22.016	167.092
84181040	Combined refrigerator Other, of a kind suitable for medical, surgical or laboratory use	7.930	31.981	77.156	340.481
84181091	Other Display counters, show-cases and the like, incorporating refrigerating equipment, of a capacity exceeding 200 l other	-	70	-	65
84181099	Combined refrigerator ; otherthan Display counters, show-cases and the like, incorporating refrigerating equipment, of a capacity exceeding 200 l other	1.245	10.447	6.568	97.616
84182110	Compression type ; Of a capacity not exceeding 230 l	1.199.446	6.494.896	3.785.558	22.412.929

Tabel 3 : Ekspor Indonesia menurut Komoditi (Kode HS 8 digit)

Juni 2023

Kode H S	Uraian golongan barang	Berat bersih (Kg)		Nilai F.O.B. (U S \$)	
		Bulan ini	Kumulatif	Bulan ini	Kumulatif
		(1)	(2)	(3)	(4)
84182190	Compression type ; otherthan Of a capacity not exceeding 230 l	247	29.804	1.773	14.933
84182900	Refrigerators, household type ; other	6.215	21.592	44.747	137.794
84183010	Freezers of the chest type, not exceeding 800 l capacity ; of a capacity not exceeding 200 l	-	5.920	-	27.147
84183090	Freezers of the chest type, not exceeding 800 l capacity ; other	14.400	143.139	72.251	605.934
84184010	Freezers of the upright type, not exceeding 900 l capacity ; of a capacity not exceeding 200 l	63.352	849.362	344.321	4.382.482
84184090	Freezers of the upright type, not exceeding 900 l capacity ; other	48.319	234.313	464.319	2.510.303
84185011	Display counters, show-cases and the like, incorporating refrigerating equipment, of a capacity exceeding 200 l ; of a kind suitable for medical, surgical or laboratory use	-	1.272	-	22.334
84185019	Display counters, show-cases and the like, incorporating refrigerating equipment, of a capacity exceeding 200 l ; otherthan of a kind suitable for medical, surgical or laboratory use	105.832	1.095.042	387.936	5.805.525
84185091	Other furniture Of a kind suitable for medical, surgical or laboratory use	-	20	-	120
84185099	Other furniture ; otherthan Of a kind suitable for medical, surgical or laboratory use	13.913	25.734	144.568	231.152
84186100	Other refrigerating or freezing equipment ; Heat pumps other than air conditioning machines of heading 8415	-	18	-	255
84186910	Other refrigerating or freezing equipment; beverage coolers	122	1.944	1.797	14.375
84186930	Other refrigerating or freezing equipment; cold water dispenser	-	1.212	-	8.762
84186949	Water chillers with a refrigeration capacity exceeding 2110 kW ; otherthan for air conditioning machines	-	243	-	5.264
84186950	Other refrigerating or freezing equipment; scale ice-maker units	-	316	-	5.619
84186990	Other refrigerating or freezing equipment; otherthan beverage coolers ; cold water dispenser ; water chillers with a refrigeration capacity exceeding 2110 kw and scale ice-maker units	65.790	399.634	693.893	4.808.754
84189100	Parts of Furniture designed to receive refrigerating or freezing equipment	25	195	682	2.996
84189910	Parts of Evaporators or condensers	330.717	1.697.138	4.070.227	21.891.589
84189940	Parts of Aluminium roll-bonded panels of a kind used for the goods of subheading 84181031, 84181032, 84182110, 84182190 or84182900	4.773	210.471	278.915	6.013.623
84189990	Parts of ; otherthan evaporators or condensers ; Aluminium roll-bonded panels of a kind used for the goods of subheading 84181031, 84181032, 84182110, 84182190 or84182900	277.474	1.369.408	3.744.581	19.362.985
84191110	Instantaneous gas water heaters ; household type	3.515	4.969	52.120	73.913
84191190	Instantaneous gas water heaters ; otherthan household type	970	23.915	12.009	60.585
84191200	Instantaneous or storage water heaters, non-electric ; solar water heaters	-	520	-	1.464
84191910	Instantaneous or storage water heaters, non-electric ; other household type	206	553	14.916	34.181
84191990	Instantaneous or storage water heaters, non-electric ; otherthan household type	14	404	1.343	2.876
84192000	Medical, surgical or laboratory sterilisers	109	256	4.164	4.521
84193310	lyophilisation apparatus, freeze drying units and spray dryers ; For agricultural products; for wood, paper pulp, paper or paperboard	-	4	-	10
84193390	lyophilisation apparatus, freeze drying units and spray dryers ; otherthan For agricultural products; for wood, paper pulp, paper or paperboard	150	155	1.686	2.126
84193410	Evaporators ; Other, for agricultural products	-	1.230	-	3.422

Tabel 3 : Ekspor Indonesia menurut Komoditi (Kode HS 8 digit)

Juni 2023

Kode H S	Uraian golongan barang	Berat bersih (Kg)		Nilai F.O.B. (U S \$)	
		Bulan ini	Kumulatif	Bulan ini	Kumulatif
		(1)	(2)	(3)	(4)
84193420	Other, for agricultural products ; electrically operated	-	1.000	-	3.828
84193510	Other, for wood, paper pulp, paper or paperboard ; electrically operated	12	44	930	2.880
84193520	Other, for wood, paper pulp, paper or paperboard ; not electrically operated	-	17.550	-	100.500
84193930	Dryers Machinery for the treatment of materials by a process involving heating, for the manufacture of printed circuit boards,	-	19.752	-	843.323
84193990	Other printed wiring boards or printed circuit assemblies, electrically operated	10.960	128.940	52.950	1.854.220
84194010	Distilling or rectifying plant ; electrically operated	16.150	134.733	135.601	999.953
84194020	Distilling or rectifying plant ; not electrically operated	510	510	3.349	3.349
84195010	Heat exchange units ; cooling towers	6.730	13.488	24.030	47.818
84195020	Heat exchange units made of tubes of fluoropolymers, with both inlet and outlet tubes having an inside diameter measuring 3 cm or less	62	262	1.045	2.150
84195091	Heat exchange units ; electrically operated	42	15.183	10.521	100.542
84195092	Heat exchange units ; not electrically operated	522	5.533	30.089	175.536
84196000	Machinery for liquefying air or other gases	-	394	-	11.100
84198110	Other machinery For making hot drinks or for cooking or heating food ; electrically operated	69.972	273.442	444.379	1.827.551
84198120	Other machinery For making hot drinks or for cooking or heating food ; not electrically operated	25.690	207.975	92.922	583.537
84198913	Oth Machinery for the treatment of materials by a process involving heating, for the manufacture of printed circuit boards, printed wiring boards or printed circuit assemblies ; electrically operated	-	325	-	6.319
84198919	Other machinery electrically operated	61.155	1.139.711	1.135.781	7.865.143
84198920	Other machinery not electrically operated	-	5	-	28.636
84199012	Parts of machinery for the treatment of materials by a process involving heating, for the manufacture of printed circuit boards, wiring boards/ circuit assemblies ; of electrically operated articles	1	3.166	1	2.359
84199013	Parts Casings for cooling towers ; of electrically operated articles	166	11.434	2.607	109.044
84199019	Parts other Of electrically operated articles	27.898	331.250	505.100	2.651.020
84199022	Parts Of instantaneous gas water heaters, household type ; of non-electrically operated articles	95	1.432	831	950
84199029	Parts Of non-electrically operated articles ; otherthan of instantaneous gas water heaters, household type	1.941	97.649	187.687	1.502.802
84201090	Calendering/other rolling machines ; oththan Of a kind used solely/principally for the manufacture of printed circuit substrates/printed circuits ; ironing machines/wringers suitable for domestic use	14	19	50	70
84209190	Parts of cylinders; otherthan Of goods of subheading 84201010	9	2.064	85	5.010
84209910	Parts other Of goods of subheading 84201010	-	16	-	153
84209990	Parts otherthan ; Of goods of subheading 84201010	-	64	-	3.200
84211200	Centrifuges, including centrifugal dryers ; clothes dryers	-	2.845	-	14.530
84211910	Centrifuges, including centrifugal dryers ; of a kind used for sugar manufacture	8	8	377	377
84211990	Centrifuges, including centrifugal dryers ; otherthan of a kind used for sugar manufacture	2.607	98.532	18.040	225.621
84212111	Machinery for filtering or purifying water and apparatus for domestic use ; of a capacity not exceeding 500 l/h	4.140	9.424	37.000	82.364
84212119	Machinery for filtering or purifying water otherthan apparatus for domestic use ; of a capacity not exceeding 500 l/h	44.056	207.972	263.987	1.456.226
84212122	Filtering machinery of a capacity exceeding 500 l/h ; electrically operated	-	44.181	-	154.563
84212123	Filtering machinery of a capacity exceeding 500 l/h ; not electrically operated	11.724	33.080	53.041	175.895

Tabel 3 : Ekspor Indonesia menurut Komoditi (Kode HS 8 digit)

Juni 2023

Kode H S	Uraian golongan barang	Berat bersih (Kg)		Nilai F.O.B. (U S \$)	
		Bulan ini	Kumulatif	Bulan ini	Kumulatif
(1)	(2)	(3)	(4)	(5)	(6)
84212290	Machinery For filtering or purifying beverages other than water ; otherthan electrically operated of a capacity exceeding 500 l/h	1.729	14.938	45.110	296.141
84212311	Oil filter For machinery of heading 8429 or 8430 :	1.390	8.351	63.503	221.549
84212319	Machinery of heading 8429 or 8430 ; otherthan oil filter	2.750	4.037	19.399	61.104
84212321	For motor vehicles of Chapter 87 ; oil filters	1.751.273	10.629.306	10.603.374	61.049.978
84212329	For motor vehicles of Chapter 87 ; otherthan oil filters	13.963	99.483	260.417	1.768.474
84212391	Oil or petrol-filters for internal combustion engines ; oil filters	3	354	33.678	88.379
84212399	Oil or petrol-filters for internal combustion engines ; otherthan oil filters	5.338	6.317	80.745	117.313
84212910	Filtering or purifying machinery and apparatus for liquids ; of a kind suitable for medical, surgical or laboratory use	-	4	-	2.960
84212930	Filtering or purifying machinery and apparatus for liquids ; of a kind used in oil drilling operations	2.192	185.092	11.437	1.868.487
84212940	Filtering or purifying machinery and apparatus for liquids ; other petrol-filters	-	629	-	11.331
84212950	Filtering or purifying machinery and apparatus for liquids ; other oil filters	1.989	4.694	114.663	228.076
84212960	Filtering or purifying machinery and apparatus for liquids ; other of fluoropolymers and with filter or purifier membrane thickness not exceeding 140 microns	-	7	-	50
84212990	Filtering or purifying machinery and apparatus for liquids other	35.365	141.793	122.032	1.279.096
84213110	Intake air filters for internal combustion engines ; for machinery of heading 8429 or 8430	139	182	1.495	2.648
84213120	Intake air filters for internal combustion engines ; for motor vehicles of chapter 87	478.484	2.676.807	5.413.622	30.120.517
84213190	Intake air filters for internal combustion engines ; otherthan for machinery of heading 8429 or 8430 and motor vehicles of chapter 87	2.138	78.428	40.391	2.583.281
84213200	Machinery and apparatus for gases ; Catalytic converters or particulate filters, whether or not combined, for purifying or filtering exhaust gases from internal combustion engines	4.078	1.188.708	398.034	13.302.972
84213920	Filtering or purifying machinery and apparatus for gases ; air purifiers	18.770	34.710	104.934	399.520
84213930	Filtering or purifying machinery and apparatus for gases ; Other, with stainless steel housing, and with inlet and outlet tube bores with inside diameters not exceeding 13 cm	-	26.969	-	695.347
84213990	Filtering or purifying machinery and apparatus for gases ; other	168.836	497.872	2.887.306	12.911.969
84219110	Part Of centrifuges, including centrifugal dryers ; of goods of subheading 84211200	-	16	-	456
84219190	Part Of centrifuges, including centrifugal dryers ; of goods of subheading 84211100 or 84211990	704	1.083	54.380	89.284
84219921	Part other Filtering cartridges for filters of subheading 842123 ; for subheading 84212311 or 84212321	5	16.208	90	82.487
84219929	Part other Filtering cartridges for filters of subheading 842123 ; otherthan subheading 84212311 or 84212321	18.096	277.917	184.344	1.987.628
84219930	Part other ; Of goods of subheading 842131	6.702	46.026	56.983	412.412
84219940	Part other ; Of goods of subheading 84212950	444	449	1.014	2.539
84219950	Part other ; Of goods of subheading 84212960	105	735	1.436	9.959
84219970	Part other ; Of goods of subheading 84213990	3	51	629	1.213
84219991	Part other ; Of goods of subheading 84212920	-	367	-	2.146
84219994	Part other ; Of goods of subheading 84212111	-	27	-	154
84219996	Part other ; Of goods of subheading 84212311 or 84212391	57	325	1.374	11.786
84219997	Part other ; Of goods of subheading 84212319 or 84212399	-	90	-	3.073
84219999	Part other ; otherthan of goods of subheading 84212920 ; 84212111 ; 84212311 or 84212391 ; and 84212319 or 84212399	48.721	186.358	678.406	3.188.454
84221100	Dish washing machines ; of the household type	190	950	1.260	11.817
84221900	Dish washing machines ; otherthan of the household type	67	188	2.304	5.740

Tabel 3 : Ekspor Indonesia menurut Komoditi (Kode HS 8 digit)

Juni 2023

Kode H S	Uraian golongan barang	Berat bersih (Kg)		Nilai F.O.B. (U S \$)	
		Bulan ini	Kumulatif	Bulan ini	Kumulatif
		(1)	(2)	(3)	(4)
84222000	Machinery for cleaning or drying bottles or other containers	-	3.819	-	78.476
84223000	Machinery for filling, closing, sealing/labelling bottles, cans, boxes, bags or other containers; machinery for capsuling bottles, jars, tubes & similar containers; machinery for aerating beverages	8.163	97.355	343.179	2.034.776
84224000	Other packing or wrapping machinery (including heat-shrink wrapping machinery)	48.557	181.375	1.349.860	5.160.526
84229010	Part Dish washing machines of subheading 842211	16	16	136	136
84229090	Part Dish washing machines ; otherthan of subheading 842211	8.585	68.050	111.451	1.130.467
84231010	Personal weighing machines, including baby scales; household scales ; electrically operated	12	738	990	3.038
84231020	Personal weighing machines, including baby scales; household scales ; not electrically operated	246	956	2.607	13.412
84232010	weighing machines Scales for continuous weighing of goods on conveyors ; using electronic means for gauging weight	-	213	-	1.120
84232090	weighing machines Scales for continuous weighing of goods on conveyors ; otherthan using electronic means for gauging weight	4	447	15	5.501
84233010	Constant weight scales and scales for discharging a predetermined weight of material into a bag or container, including hopper scales ; using electronic means for gaging weight	553	553	656	656
84233090	Constant weight scales and scales for discharging a predetermined weight of material into a bag or container, including hopper scales ; otherthan using electronic means for gaging weight	-	310	-	44.436
84238110	Other weighing machinery ; Having a maximum weighing capacity not exceeding 30 kg ; using electronic means for gauging weight	26.501	131.779	834.266	4.546.656
84238190	Other weighing machinery ; Having a maximum weighing capacity not exceeding 30 kg ; otherthan using electronic means for gauging weight	3.906	3.916	424.960	424.985
84238239	Oth weight machinery ; having a maximum weighing capacity not exceeding 1000 kg ; other	-	370	-	1.888
84238249	Oth weight machinery ; having a maximum weighing capacity exceeding 1000 kg other	-	658	-	32.445
84238910	Other weight machinery ; Using electronic means for gauging weight	37	495	74	6.779
84238990	Other weight machinery ; otherthan Using electronic means for gauging weight	264	501	23.337	39.061
84239010	Weighing machine weights of all kinds	70	4.004	897	3.360
84239030	weighing machinery ; of part using electronic means for gauging weight, excluding of machines for weighing motor vehicles	0	138	3.864	5.012
84239040	Other weighing machinery of part	1.636	17.980	117.764	1.032.329
84241010	Mechanical appliances ; Fire extinguishers of a kind suitable for aircraft use whether or not charged	1	22	29	39.227
84241090	Mechanical appliances ; Fire extinguishers otherthan of a kind suitable for aircraft use, whether or not charged	-	265	-	15.019
84242011	Mechanical appliances ; spray guns and similar appliances ; agricultural or horticultural with electrically operated	-	30	-	30
84242019	Mechanical appliances ; spray guns and similar appliances ; otherthan agricultural or horticultural with electrically operated	1.767	10.907	102.155	629.739
84242021	Mechanical appliances ; spray guns and similar appliances ; agricultural or horticultural with not electrically operated	-	16	-	13
84242029	Mechanical appliances ; spray guns and similar appliances ; otherthan agricultural or horticultural with not electrically operated	1.842	5.198	57.489	65.447
84243000	Mechanical appliances ; Steam or sand blasting machines and similar jet projecting machines	191	8.704	13.534	52.312

Tabel 3 : Ekspor Indonesia menurut Komoditi (Kode HS 8 digit)

Juni 2023

Kode H S	Uraian golongan barang	Berat bersih (Kg)		Nilai F.O.B. (U S \$)	
		Bulan ini	Kumulatif	Bulan ini	Kumulatif
		(1)	(2)	(3)	(4)
84244110	Agricultural or horticultural ; portable sprayers ; Hand-operated insecticide sprayers	33.687	78.766	220.900	549.875
84244120	Agricultural or horticultural ; portable sprayers ; other not electrically operated	-	14	-	21
84244190	Agricultural or horticultural ; portable sprayers ; otherthan ; Hand-operated insecticide sprayers and other not electrically operated	-	37.692	-	255.709
84244910	Machines Agricultural or horticultural sprayers ; electrically operated	-	10	-	20
84248230	Mechanical Other appliances ; agricultural or hortikultural ; other not electrically operated	2.130	2.130	45.590	45.590
84248910	Mechanical other appliances ; Hand-operated household sprayers of a capacity not exceeding 3 l	4.417	37.192	26.820	162.446
84248920	Mechanical other appliances ; Spray heads with dip tubes	11	11	500	500
84248950	Mechanical other appliances ; Other, electrically operated	8.082	65.214	87.112	720.414
84248990	Mechanical other appliances ; Other not electrically operated	14.267	54.841	59.900	204.867
84249010	Part Of fire extinguishers	145	8.115	24.035	235.811
84249023	Part electrically operated ; otherthan Of goods of subheading 84242011	185	2.191	2.430	38.248
84249029	Part not electrically operated ; otherthan Of goods of subheading 84242021	33	93	1.375	3.377
84249030	Part ; Of steam or sand blasting machines and similar jet projecting machines	1.865	23.943	52.503	737.742
84249099	Part of other appliances ; otherthan Of goods of subheading 84248210 ; 84244110, 84244120, 84244920, or 84248230 ; 84244190, 84244910, or 84248220 ; 84248940	20.529	68.067	166.383	633.685
84251100	Pulley tackle and hoists other than skip hoists ; powered by electric motor	-	21.125	-	589.890
84251900	Pulley tackle and hoists other than skip hoists ; and otherthan powered by electric motor	3.788	21.673	4.604	34.183
84253100	Winches ; capstans ; Powered by electric motor	-	37.685	-	213.222
84253900	Winches ; capstans ; otherthan Powered by electric motor	7.084	237.958	12.905	6.322.499
84254100	Jacks; hoists of a kind used for raising vehicles ; built-in jacking systems of type used in garages	100	352	206	2.141
84254210	Other Jacks and hoists ; hydraulic of a kind used in tipping mechanisms for lorries	5	777	20	1.303
84254290	Other Jacks and hoists ; hydraulic otherthan of a kind used in tipping mechanisms for lorries	25.610	220.075	308.444	1.948.072
84254910	Jacks; hoists of a kind used for raising vehicles ; electrically operated	8.130	8.630	23.300	38.162
84254920	Jacks; hoists of a kind used for raising vehicles ; not electrically operated	3.702	10.450	14.991	33.857
84261100	Ships' derricks ; Overhead travelling cranes on fixed support	500	500	6.750	6.750
84261200	Ships' derricks ; Mobile lifting frames on tyres and straddle carriers	-	1.013.153	-	780.460
84261930	Ships' derricks ; Gantry cranes	3.200	659.615	4.282	359.036
84261990	Ship's derricks ; otherthan ; bridge cranes and gantry cranes	75.920	332.074	319.044	1.454.262
84262000	Tower cranes	2.200	637.227	41.124	355.676
84263000	Portal or pedestal jib cranes	2.170	2.170	1.795	1.795
84264100	Ships' derricks ; Portal or pedestal jib cranes ; on tyres	-	80.875	-	511.597
84264900	Ships' derricks ; Portal or pedestal jib cranes ; Otherthan ; on tyres	-	4.607.590	-	27.120.787
84269100	Other machinery ; Designed for mounting on road vehicles	230	39.980	4.460	181.162
84269900	Other machinery ; otherthan ; Designed for mounting on road vehicles	-	292.934	-	491.299
84271000	Fork- lift trucks ; Self-propelled trucks powered by an electric motor	-	106.940	-	232.727
84272000	Fork- lift trucks ; other self-propelled trucks	-	137.032	-	171.814
84279000	Other fork- lift trucks	12.100	85.680	29.182	203.951
84281039	Lifts ; otherthan For passengers	-	546	-	1.303
84281040	Skip hoists	100	100	372	372

Tabel 3 : Ekspor Indonesia menurut Komoditi (Kode HS 8 digit)

Juni 2023

Kode H S	Uraian golongan barang	Berat bersih (Kg)		Nilai F.O.B. (U S \$)	
		Bulan ini	Kumulatif	Bulan ini	Kumulatif
(1)	(2)	(3)	(4)	(5)	(6)
84282090	Pneumatic elevators and conveyors ; otherthan of a kind used for agriculture	909	9.353	2.818	281.363
84283290	Other continuous-action elevators and conveyors, for goods or materials ; other bucket type ; otherthan ; of a kind used for agriculture	12.990	68.848	79.530	378.836
84283390	Other continuous-action elevators and conveyors, for goods or materials ; other belt type ; otherthan of akind used for agriculture	-	27.079	-	263.712
84283910	Other continuous-action elevators and conveyors, for goods or materials ; of a kind used for agriculture	-	14.787	-	16.400
84283990	Other continuous-action elevators and conveyors, for goods or materials ; otherthan of a kind used for agriculture	4.671	29.929	3.420	88.526
84284000	Escalators and moving walkways	-	27.297	-	92.412
84287000	Industrial robots	21	21	2.952	2.952
84289020	Other machinery ; Automated machines for the transport, handling and storage of printed circuit boards, printed wiring boards or printed circuit assemblies	-	6	-	37.089
84289090	Other machinery ; otherthan	23.335	364.935	667.015	3.065.060
84291100	Bulldozers and angledozers ; track laying	574.240	1.604.110	647.374	2.701.109
84291900	Bulldozers and angledozers ; otherthan track laying	82.043	779.353	156.100	997.496
84292000	Graders and levellers	-	176.363	-	436.374
84293000	Scrapers	-	8	-	484
84294030	Tamping machines	100	16.540	500	7.900
84294040	Machinery road roller ; Vibratory smooth drum rollers, with a centrifugal force drum not exceeding 20 t by weight	155.927	1.868.351	735.375	8.981.745
84294050	Tamping machines ; Other vibratory road rollers	10.000	10.762	50.000	51.699
84294090	Other Tamping machines and road rollers	29.459	205.139	57.868	648.724
84295100	Mechanical shovels, excavators ; front- end shovel loaders	-	25.350	-	12.000
84295200	Mechanical shovels ; escavators ; Machinery with a 360o revolving superstructure	9.215.169	44.909.230	57.922.807	251.977.886
84295900	Mechanical shovels ; escavators ; otherthan ; front-end shovel loaders ; and Machinery with a 360o revolving superstructure	361.477	2.998.399	258.178	2.001.760
84301000	Pile-drivers and pile-extractors	-	15.378	-	14.367
84302000	Snow-ploughs and snow-blowers	1	1	1	1
84303100	Coal or rock cutters and tunnelling machinery ; self-propelled	-	43.700	-	297.988
84303900	Coal or rock cutters and tunnelling machinery ; otherthan self-propelled	-	245	-	107.423
84304100	Other boring or sinking machinery ; self-propelled	19	83.135	6.186	271.359
84304910	Other boring or sinking machinery ; Wellhead platforms with integrated production modules suitable for use in drilling operations	9.743	59.959	222.996	1.945.066
84304990	Other boring or sinking machinery ; otherthan ; Wellhead platforms with integrated production modules suitable for use in drilling operations	187.721	310.563	226.354	2.180.542
84305000	Other machinery ; self-propelled	30	34.000	161	867.265
84306100	Other machinery, not self-propelled ; tamping or compacting machinery	120	520	584	1.334
84306900	Other machinery, not self-propelled ; otherthan ; tamping or compacting machinery	-	149	-	8.199
84311013	Machinery of heading 8425 ; of goods subheading 84251100 ; 84253100 ; or 84254910	1.402	50.693	27.686	666.539
84311019	Machinery of heading 8425 ; of electrically operated of goods subheading 84251100 ; 84253100 ; or 84254910	113	19.467	1.227	92.185
84311022	Machinery of heading 8425 ; of good subheading 84251900 ; 84253900 ; 84254100 ; 84254210 ; 84254290 ; of non electrically operated	1.625	6.742	37.300	157.192
84311029	Machinery of heading 8425 ; otherthan of good subheading 84251900 ; 84253900 ; 84254100 ; 84254210 ; 84254290 ; of non electrically operated	2.874	19.815	7.528	67.406
84312010	Machinery of heading 8427 ; subheading 842710 or 842720	716	1.084	39.991	42.820

Tabel 3 : Ekspor Indonesia menurut Komoditi (Kode HS 8 digit)

Juni 2023

Kode H S	Uraian golongan barang	Berat bersih (Kg)		Nilai F.O.B. (U S \$)	
		Bulan ini	Kumulatif	Bulan ini	Kumulatif
		(1)	(2)	(3)	(4)
84312090	Machinery of heading 8427; otherthan subheading 842710 or 842720	181	15.189	3.850	682.076
84313110	Of goods subheading 84281039 or 84281040 of lifts; skip hoists or escalators	188	280	13.440	14.144
84313120	Of goods subheading 84281031 or 84284000 of lifts; skip hoists or escalators	1.440	20.591	19.396	190.086
84313910	Machinery of heading 8428 ; of good subheading 84282010; 84283310; 84283910	2	375	51	7.069
84313940	Machinery of heading 8428; of automated machines for the transport, handling and storage of printed circuit boards, printed wiring boards or printed circuit assemblies	-	7.110	-	114.112
84313950	Machinery of heading 8428; other of goods subheading 842890	229	239	14.323	14.770
84313990	Machinery of heading 8428 other	13.250	251.450	287.686	1.690.922
84314190	Machinery of heading 8426; 8429 or 8430 ; bucket; shovels; grabs; and grips; otherthan for machinery of heading 8426	196.931	808.055	1.601.506	6.912.747
84314200	Machinery of heading 8426; 8429 or 8430 ; bulldozer or angledozer blades	-	26.906	-	41.181
84314300	Machinery of heading 8426; 8429 or 8430 ; part for boring or sinking machinery of subheading 843041 or 843049	121.493	3.524.313	1.285.832	28.668.299
84314910	Machinery of heading 8426; 8429 or 8430 ; parts of machinery of heading 8426	658.317	3.478.039	1.202.954	6.349.549
84314920	Machinery of heading 8426 ; 8429; or 8430; Cutting edges or end bits of a kind used for scrapers, graders or levellers	1.255.559	8.679.626	6.796.135	44.155.274
84314940	Machinery of heading 8426; 8429; or 8430 ; Cutting edges or end bits of a kind used for bulldozer or angledozer blades	365	2.616	1.013	5.836
84314950	Parts of road rollers	107.159	1.118.108	430.988	4.646.006
84314990	Oth parts suitable use of oth moving, grading, levelling,scraping, excavating, tamping, compacting	3.978.987	23.490.390	13.671.186	76.125.053
84321000	Ploughs Machinery	200	41.453	94	47.547
84322100	Disc harrows Machinery	-	290	-	1.501
84322900	Harrows, Scarifiers, cultivators, weeders and hoes, other than disc harrows machine	140	710	130	4.275
84323100	No-till direct seeders, planters and transplanters	-	270	-	1.367
84323900	Indirect seeders, planters and transplanters	-	19	-	20
84328010	Other Agricultural or horticultural machinery for soil preparation or cultivation	5.572	22.410	32.797	111.069
84328090	Other than other agricultural machine for soil preparation or cultivation, other horticultural machine for soil preparation or cultivation, lawn rollers, and sports-ground rollers.	3.654	8.615	9.640	55.886
84329010	Parts of other than other agricultural machine for soil preparation or cultivation, other horticultural machine for soil preparation or cultivation.	-	33.480	-	1.079.723
84329090	Other parts of other than other agricultural machine for soil preparation or cultivation, other horticultural machine for soil preparation or cultivation, lawn rollers, and sports-ground rollers.	222	2.992	2.789	26.267
84331100	Mowers for lawns, parks or sports-grounds, powered with the cutting device rotating in a horizontal plane.	376.332	1.200.284	3.757.158	12.043.553
84331990	Mowers for lawns, parks or sports-grounds, not powered without the cutting device rotating in a horizontal plane.	107	1.179	1.975	4.287
84332000	Other mowers, including cutter bars for tractor mounting	-	65	-	295
84335100	Combine harvester-threshers machinery	830	13.953	14.104	3.705.176
84336010	Machines for cleaning, sorting or grading eggs, fruit or other agricultural produce, electrically operated	-	122	-	110
84336020	Machines for cleaning, sorting or grading eggs, fruit or other agricultural produce, not electrically operated	-	400	-	3.650
84339010	Castors wheels, of a diameter (including tyres) exceeding 100 mm but not exceeding 250 mm, provided that the width of any wheel or tyre fitted thereto exceeds 30 mm	6	412	60	66.801
84339020	Parts of powered mowers for lawn, parks/sport-grounds	7.995	17.594	30.949	69.806
84339090	Parts of oth harvesting/threshing machinery	3.012	14.679	73.778	130.837

Tabel 3 : Ekspor Indonesia menurut Komoditi (Kode HS 8 digit)

Juni 2023

Kode H S	Uraian golongan barang	Berat bersih (Kg)		Nilai F.O.B. (U S \$)	
		Bulan ini	Kumulatif	Bulan ini	Kumulatif
		(1)	(2)	(3)	(4)
84342000	Dairy machinery	-	29.675	-	152.286
84349000	Parts of Milking machines and dairy machinery	667	2.088	37.617	146.404
84351010	Electrically operated machines for pressing, crushing and manufacturing of wine, cider, fruit juices or similar beverages.	-	897	-	12.641
84351020	Non-electrically operated machines for pressing, crushing and manufacturing of wine, cider, fruit juices or similar beverages.	1	128	5	270
84359010	Parts of electrically operated machines for pressing, crushing and manufacturing of wine, cider, fruit juices or similar beverages.	-	12.738	-	12.214
84359020	Parts of non-electrically operated machines for pressing, crushing and manufacturing of wine, cider, fruit juices or similar beverages.	10	70	1.313	4.313
84361010	Electrically operated machines for preparing of animal feeding stuffs	-	200	-	293
84361020	Non-electrically operated machines for preparing of animal feeding stuffs	-	5	-	50
84362110	Electrically operated machines for incubating and brooding of poultry	537	934	72.309	72.944
84362120	Non-electrically operated machines for incubating and brooding of poultry	70	141	70	150
84362910	Electrically operated machines for keeping of poultry	890	3.638	1.200	22.790
84362920	Non-electrically operated machines for keeping of poultry	-	1	-	2
84368011	Other electrically operated machines for agricultural or horticultural	-	37.146	-	159.244
84368021	Other non-electrically operated machines for agricultural or horticultural	1	8	15	157
84369100	Parts of poultry-keeping machinery or poultry incubators and brooders	-	113	-	3.581
84369911	Parts of other electrically operated machines and equipment for agricultural or horticultural	22.226	145.660	174.373	819.690
84369919	Parts of oth forestry, poultry-keep/bee-keep machinery electrically operated & equipments	954	1.019	1.797	2.980
84369929	Parts of oth forestry, poultry-keep/bee-keep machinery non-electrically operated & equipments	139	139	1.986	1.986
84371010	Electrically operated machine for cleaning, winnowing, sorting or grading of grains or dried leguminous vegetable, other than farm-type machinery	5.000	5.600	17.885	23.885
84371020	Non-electrically operated machine for cleaning, winnowing, sorting or grading of grains or dried leguminous vegetable, other than farm-type machinery	-	513	-	3.154
84371030	Electrically operated machine for cleaning, winnowing, sorting or grading of seed, other than farm-type machinery	-	2.896	-	19.867
84371040	Non-electrically operated machine for cleaning, winnowing, sorting or grading of seed, other than farm-type machinery	96	571	9.000	10.330
84378010	Electrically operated machine for hulling of rice and milling of cone type rice, other than farm-type machinery	-	2.470	-	6.837
84378020	Non-electrically operated machine for hulling of rice and milling of cone type rice, other than farm-type machinery	1.590	7.574	6.693	48.635
84378030	Electrically operated machine for milling of industrial type coffe and rice, other than farm-type machinery	8.221	13.324	23.094	41.044
84378040	Non-electrically operated machine for milling of industrial type coffe and rice, other than farm-type machinery	1.488	1.638	7.142	7.442
84378051	Electrically operated machine for polishing of rice, sifting and sieving, cleaning of bran, and husking, other than farm-type machinery	-	1.750	-	4.154
84378059	Other machine used in the milling indust or working of cerals, electrically operated	261	4.630	1.531	16.172
84378069	Other machine used in the milling indust or working of cerals, not electrically operated	162	2.498	240	5.655

Tabel 3 : Ekspor Indonesia menurut Komoditi (Kode HS 8 digit)

Juni 2023

Kode H S	Uraian golongan barang	Berat bersih (Kg)		Nilai F.O.B. (U S \$)	
		Bulan ini	Kumulatif	Bulan ini	Kumulatif
		(1)	(2)	(3)	(4)
84379011	Parts of electrically operated machine for cleaning, winnowing, sorting or grading of seed, grains or dried leguminous vegetable, other than farm-type machinery	-	115	-	53
84379019	Parts of elect operated machines for used in the milling industry/for the working of cereals/dried vegetables	10	73	10	133
84379029	Parts of non elect operated machinesfor used in the milling industry/for the working of cereals/dried vegetables	15.065	37.278	48.241	132.340
84381000	Bakery machinery and machinery for the manufacture of macaroni, spaghetti or similar products	5	36.366	30	917.903
84382010	Electrically operated machine for manufacturing of confectionery, cocoa or chocolate	-	310	-	10.048
84385000	Machinery for the preparation of meat or poultry	2.365	4.055	102.102	157.657
84386000	Machinery for the preparation of fruits, nuts or vegetables	63	1.518	369	14.646
84388011	Electrically operated machine for pulpering of coffee	85	2.219	195	15.541
84388012	Non-electrically operated machine for pulpering of coffee	30	1.087	10	1.995
84388021	Electrically operated machine for the preparation of fish, crustaceans or molluscs	1	1	199	199
84388022	Non-electrically operated machine for the preparation of fish, crustaceans or molluscs	-	144	-	3.565
84388091	Other machine for the industrial preparation/manufacture,electrically operated	51	3.961	2.738	9.697
84388092	Other machine for the industrial preparation/manufacture,not electrically operated	16	86	439	2.377
84389011	Parts of electrically operated machine for manufacturing of sugar	-	3	-	50
84389019	Parts of goods of oth elect machinesfor industrial preparationor manufacture of food/drink, oth than sugar &coffee pulper	762	12.944	38.090	253.607
84389021	Parts of non-electrically operated machine for manufacturing of sugar	-	5	-	7
84389029	Parts of goods of oth non elect machinesfor industrialprep/manufact of food/drink, oth than sugar &coffee pulper	40	1.020	300	4.337
84391000	Machinery for making pulp of fibrous cellulosic material	-	0	-	2
84393000	Machinery for finishing paper or paperboard	-	5	-	10
84399100	Parts of machinery for making pulp of fibrous cellulosic material	3.744	14.030	30.068	242.486
84399900	Parts of machinery for making or finishing paper or paperboard	6.354	52.918	172.279	880.378
84401010	Electrically operated machine for binding book	15	7.995	25	10.085
84401020	Non-electrically operated machine for binding book	20	45	411	431
84409000	Parts of book-binding machinery and parts of book-sewing machines	662	4.063	71.914	468.436
84411010	Electrically operated machine for cutting	6.451	9.364	18.962	33.701
84411020	Non-electrically operated machine for cutting	5	42	50	796
84412000	Machines for making bags, sacks or envelopes	-	120.770	-	517.136
84413000	Machines for making cartons, boxes, cases, tubes, drums or similar containers, other than by moulding	-	328	-	9.388
84418010	Oth machinery for making up paper pulp,paper/paperboardelectrically operated	20	32	300	2.380
84418020	Oth machinery for making up paper pulp,paper/paperboardnot electrically operated	-	45	-	20
84419000	Parts of other machinery for making up paper pulp, paper or paperboard, including parts of cutting machines of all kinds	109	271.329	655	64.261
84423000	Machinery, apparatus and equipment for preparing or making plate	195	455	738	7.160
84424000	Parts of machinery, apparatus and equipment for preparing or making plate	8	4.162	315	62.611
84425000	Plates, cylinders and other printing components; plates, cylinders and lithographic stones, prepared for printing purposes (for example, planed, grained or polished)	1.005	26.697	25.775	195.409
84431100	Offset printing machinery, reel-fed	3	9.014	11	8.214

Tabel 3 : Ekspor Indonesia menurut Komoditi (Kode HS 8 digit)

Juni 2023

Kode H S	Uraian golongan barang	Berat bersih (Kg)		Nilai F.O.B. (U S \$)	
		Bulan ini	Kumulatif	Bulan ini	Kumulatif
(1)	(2)	(3)	(4)	(5)	(6)
84431200	Offset printing machinery, sheet-fed, office type (using sheets with one side not exceeding 22 cm and the other side not exceeding 36 cm in the unfolded state)	300	320	2.500	2.625
84431300	Offset printing machinery, sheet-fed, office type (using sheets with one side exceeding 22 cm and the other side exceeding 36 cm in the unfolded state)	45.060	143.157	540.940	921.456
84431400	Letterpress printing machinery, reel-fed, excluding flexographic printing	-	11.775	-	63.132
84431600	Flexographic printing machinery	-	17.550	-	135.225
84431700	Gravure printing machinery	-	250	-	61.447
84431900	Printing machinery; used for printing by means of plates, cylinders and other printing components of heading 84.42, n.e.c. in item no. 8443.1	2.294	131.463	81.581	1.229.039
84433111	Colour Printer-copiers, printing by the ink-jet process	77	124	1.482	4.027
84433119	Non-colour Printer-copiers, printing by the ink-jet process	3.497	33.165	9.949	94.587
84433121	Colour Printer-copiers, printing by the laser process	-	48	-	1.132
84433129	Non-colour Printer-copiers, printing by the laser process	39	486	953	2.413
84433131	Combination of colour printer-copier-facsimile machines	-	5.075	-	5.150
84433139	Combination of non-colour printer-copier-facsimile machines	2	32	150	1.110
84433191	Combination printer-copier-scanner-facsimile machines	2.956.937	20.560.118	68.639.232	499.689.572
84433199	Oth machines which perform >= 2 function of printing, copying/facs, capable of connect to an auto data process/network	55	575	1.107	20.838
84433219	Non-colour dot matrix printers	402.595	2.517.668	8.085.626	52.790.779
84433221	Colour ink-jet printers	148.575	1.473.146	2.093.394	20.703.702
84433229	Non-colour ink-jet printers	718	2.916	20.468	81.076
84433231	Colour laser printers	-	638	-	30.500
84433239	Non-colour laser printers	16	92	25	3.797
84433250	Screen printing machinery for the manufacture of printed circuit boards or printed wiring boards	-	11	-	350
84433290	Oth printers,copying machines& facsimile, not combined;capable to connect to network	103.727	837.923	3.944.710	31.599.355
84433910	Electrostatic photocopying apparatus, operating by reproducing the original image directly onto the copy (direct process)	-	502	-	449
84433920	Electrostatic photocopying apparatus, operating by reproducing the original image via an intermediate onto the copy (indirect process)	240	1.440	2.350	6.650
84433930	Other photocopying apparatus incorporating an optical system	55	599	1.907	6.187
84433940	Ink-jet printer, not capable of connect to a network	386	5.811	2.476	61.975
84433990	Oth printers,copying machines& facsimile, not capable to connect to a network	2.880	3.283	13.446	31.821
84439100	Parts and accessories of printing machinery used for printing by means of plates, cylinders and other printing components of heading 8442	107.968	880.760	8.554.262	62.035.213
84439910	Parts of screen printing machinery for the manufacture of printed circuit boards or printed wiring boards	-	24	-	2.043
84439920	Ink-filled printer cartridges	367.101	2.446.683	8.005.926	53.765.972
84439930	Paper feeders; paper sorters	1	3	15	96
84439990	Parts and accessories of other printing machinery	133.519	505.963	1.873.440	8.931.234
84440010	Electrically operated machines for extruding, drawing, texturing or cutting man- made textile materials	15	31	195	290
84451110	Electrically operated machines for textile carding	-	45.121	-	61.500
84451930	Cotton gins machines	-	4.375	-	94.444
84452010	Electrically operated machines for spinning textile	-	7.295	-	11.636
84452020	Non-electrically operated machines for spinning textile	18	18	5	5
84454010	Electrically operated machines for winding or reeling textile	122	18.000	13.130	286.831
84461020	Non-electrically operated machines for weaving fabrics of a width not exceeding 30 cm	-	1	-	400

Tabel 3 : Ekspor Indonesia menurut Komoditi (Kode HS 8 digit)

Juni 2023

Kode H S	Uraian golongan barang	Berat bersih (Kg)		Nilai F.O.B. (U S \$)	
		Bulan ini	Kumulatif	Bulan ini	Kumulatif
		(1)	(2)	(3)	(4)
84463000	Machines for weaving fabrics of a width exceeding 30 cm, shuttleless type	38.850	320.440	127.660	634.243
84471100	Circular knitting machines with cylinder diameter not exceeding 165 mm	-	36	-	32
84472010	Flat knitting machines and stitch-bonding machines, electrically operated	-	2.250	-	1.577
84472020	Flat knitting machines and stitch-bonding machines, non-electrically operated	-	750	-	526
84479010	Electrically operated machines for making gimped yarn, tulle, lace, embroidery, trimmings, braid or net and for tufting	10.650	10.787	12.000	16.032
84479020	Non-electrically operated machines for making gimped yarn, tulle, lace, embroidery, trimmings, braid or net and for tufting	-	46	-	1.481
84481110	Electrically operated dobbies ana jackquards and electrically operated machines for card reducing, copying, punching or assembling for use therewith	-	27.450	-	5.000
84481120	Non-electrically operated dobbies ana jackquards and non-electrically operated machines for card reducing, copying, punching or assembling for use therewith	-	1	-	342
84482000	Parts and accessories of machines of heading 8444 or of their auxiliary machinery	3.863	19.972	250.616	1.995.156
84483100	Card clothing	1	199	15	5.064
84483200	Part & acc of machines for preparing textile fibres, oth than card clothing	-	1	-	10
84483300	Spindles, spindle flyers, spinning rings and ring travellers	13	525	2.140	94.902
84483900	Combs, extruding nipples, shuttles, healds and heald-frames, hosiery needles	12	5.305	3.670	36.997
84484200	Reeds for looms, healds and heald-frames	295	2.443	18.181	149.264
84484911	Shuttles for electrically operated machines	-	129	-	21.565
84484990	Other parts and accessories of weaving machines (looms) or of their auxiliary machinery, other than Shuttles	2.207	27.563	145.837	1.440.117
84485100	Sinkers, needles and other articles used in forming stitches	2	6	18	4.204
84485900	Parts and accessories of machines of heading 8447 or of their auxiliary machinery other than sinkers, needles and other articles used in forming stitches	1.650	19.103	2.747	220.527
84490000	Machinery for the manufacture or finishing of felt or nonwovens in the piece or in shapes, including machinery for making felt hats; blocks for making hats	-	2.275	-	20.000
84501110	Fully-automatic household or laundry-type machines, each of dry linen capacity not exceeding 6 kg	955	2.703	1.145	6.924
84501190	Fully-automatic household or laundry-type machines, each of dry linen capacity exceeding 6 kg but not exceeding 10 kg	39.173	404.076	192.506	1.876.123
84501210	Household or laundry-type machines with built in centrifugal drier, each of dry linen capacity not exceeding 6 kg	1.700	2.242	7.275	9.967
84501290	Household or laundry-type machines with built in centrifugal drier, each of dry linen capacity exceeding 6 kg but not exceeding 10 kg	33.227	175.387	172.849	918.865
84501919	Other household or laundry-type machines, electrically operated, with a dry linen capacity exceeding 6 kg but not exceeding 6 kg	-	313	-	2.519
84501999	Other household or laundry-type machines, non-electrically operated, with a dry linen capacity exceeding 6 kg but not exceeding 6 kg	-	20	-	1.866
84502000	Householde or laundry-type machines, each of dry linen capacity exceeding 10 kg	45.142	323.964	220.289	1.564.985
84509010	Parts of householde or laundry-type machines, each of dry linen capacity exceeding 10 kg	1.201	8.249	38.808	263.132
84509020	Parts of machines of subheading 845011, 845012 or 845019	1.383	7.526	8.652	49.447
84511000	Dry-cleaning machines	-	1.003	-	4.496
84512100	Drying-machines each of a dry linen capacity not exceeding 10 kg	1.575	5.761	9.500	29.323

Tabel 3 : Ekspor Indonesia menurut Komoditi (Kode HS 8 digit)

Juni 2023

Kode H S	Uraian golongan barang	Berat bersih (Kg)		Nilai F.O.B. (U S \$)	
		Bulan ini	Kumulatif	Bulan ini	Kumulatif
		(1)	(2)	(3)	(4)
84512900	Drying-machines each of a dry linen capacity exceeding 10 kg	1.000	2.000	8.409	19.056
84513010	Single roller type domestic ironing machines	-	5	-	88
84513090	Presses machines including fusing presses	-	2.996	-	3.426
84514000	Washing, bleaching or dyeing machines	34	21.637	250	60.350
84515000	Machines for reeling, unreeling, folding, cutting or pinking textile fabrics	-	2.765	-	57.684
84518000	Machines for dressing, finishing, coating or impregnating textile yarns, fabrics or made up textile articles; for applying the paste to the base fabric or other support used in the manufacture of floor coverings such as linoleum	20	649	40	125.398
84519090	Parts of machines of a dry linen capacity exceeding 10 kg	-	252	-	11.280
84521000	Sewing machines of the household type	1.283	6.818	2.894	57.079
84522100	Other sewing machines, other than book-sewing machines, with automatics unit	96	23.338	3.271	258.923
84522900	Other sewing machines, other than book-sewing machines, with non-automatics unit	1.515	19.829	18.353	138.492
84523000	Sewing machine needles	2	26	207	2.765
84529011	Arms and beds; stands with or without centre frames; flywheels; belt guards; treadles or pedals of machinery of subheading 84521000	13	42.922	126	59.379
84529012	Furniture, bases and covers and parts thereof of machinery of subheading 84521000	34	223	1.419	8.581
84529019	Other parts of sewing machines of subheading 84521000	-	10	-	122
84529091	Arms and beds; stands with or without centre frames; flywheels; belt guards; treadles or pedals of other than machinery of subheading 84521000	10	10	124	124
84529092	Furniture, bases and covers and parts thereof of other than machinery of subheading 84521000	12	12	249	249
84529099	Other parts of sewing machines of other than machinery of subheading 84521000	5.298	12.415	3.299	25.426
84531010	Electrically operated machines for preparing, tanning or working hides, skins or leather, other than sewing machines	-	24.300	-	66.423
84532010	Electrically operated machines for making or repairing footwear, other than sewing machines	-	9.152	-	10.235
84532020	Non-electrically operated machines for making or repairing footwear, other than sewing machines	-	3.159	-	8.100
84538010	Electrically operated machines for making or repairing other articles of hides, skins or leather, other than sewing machines	-	17.726	-	242.220
84538020	Non-electrically operated machines for making or repairing other articles of hides, skins or leather, other than sewing machines	-	150	-	1.094
84539000	Parts of machinery of subheading 8453	3	2.811	83	14.906
84541000	Converters of a kind used in metallurgy or in metal foundries	16	124	728	11.406
84542000	Ingot moulds and ladles of a kind used in metallurgy or in metal foundries	1.607	9.054	16.801	94.928
84543000	Casting machines of a kind used in metallurgy or in metal foundries	4.955	5.138	7.880	22.927
84549000	Partrns of converts, ladles, ingot moulds & casting machines	36.354	342.511	192.417	1.993.769
84552200	Cold metal-rolling mills	-	95	-	928
84553000	Rolls for rolling mills	-	2.542	-	30.616
84559000	Other parts of metal-rolling mills	11.085	17.061	7.403	11.831
84561110	Operated by laser machine for the manufacture of printed circuits, printed circuit assemblies, parts of heading 8517, or parts of automatic data processing machines	-	0	-	300
84561190	Other operated by laser machine-tools for working any material by removal of material	663	1.184	43.886	172.370
84561290	Other operated by other light or photon beam machine-tools for working any material by removal of material	-	5	-	350
84562000	Machine-tools for working any material by removal of material, by ultrasonic process	1	1	2	2

Tabel 3 : Ekspor Indonesia menurut Komoditi (Kode HS 8 digit)

Juni 2023

Kode H S	Uraian golongan barang	Berat bersih (Kg)		Nilai F.O.B. (U S \$)	
		Bulan ini	Kumulatif	Bulan ini	Kumulatif
		(1)	(2)	(3)	(4)
84563000	Machine-tools for working any material by removal of material, by electro-discharge process	-	12.007	-	16.010
84564090	machinestool for work any material by removal material,by plasma arc processes, for oth than manufact of PCB/PWB	1	1	4	4
84565000	Water-jet cutting machines	10	57	10	773
84569090	Machine-tools for working any material by removal of material, by ionic-beam process	990	1.288	27.156	53.887
84571010	Machining centres of spindle power not exceeding 4 kW for working metal	4	86	1.044	20.316
84581190	Horizontal lathes for removing metal, numerically controlled of spindle exceeding 4 kW	300	13.744	710	56.570
84581910	Horizontal lathes for removing metal, non-numerically controlled with the distance between the main spindle centre and the bed not exceeding 300 mm	-	7.000	-	1.950
84581990	Horizontal lathes for removing metal, non-numerically controlled with the distance between the main spindle centre and the bed exceeding 300 mm	-	1	-	1
84589100	Other lathes for removing metal, numerically controlled	5.240	9.840	29.781	56.474
84589990	Other lathes for removing metal, non-numerically controlled, with the distance between the main spindle centre and the bed exceeding 300 mm	10	34	81	129
84592100	Other drilling machines that numerically controlled	-	13	-	59
84592910	Other drilling machines that non-numerically controlled and electrically operated	88	19.197	21.668	384.041
84592920	Other drilling machines that non-numerically controlled and non-electrically operated	-	154	-	32.492
84593910	Other boring-milling machines that non-numerically controlled and electrically operated	-	34	-	62
84594100	Other boring machines that numerically controlled	6	4.906	491	26.675
84594920	Other boring machines that non-numerically controlled and non-electrically operated	22.709	22.709	56.380	56.380
84595100	Knee-type milling machines that numerically controlled	-	1.800	-	3.500
84596100	Other milling machines that numerically controlled	-	6	-	43.810
84596910	Other milling machines that non-numerically controlled and electrically operated	35	35	10.002	10.002
84597010	Other threading or tapping machines that electrically operated	-	256	-	13.183
84601200	Numerically controlled flat-surface grinding machines	67	90	20.125	20.215
84601900	Non-numerically controlled flat-surface grinding machines	167	1.025	700	4.725
84602300	Other cylindrical grinding machines, numerically controlled	520	524	22.367	22.439
84602400	Other of other grinding machines, numerically controlled	-	84	-	85
84602910	Other grinding machines, not numerically controlled,electrically operated	-	114	-	1.094
84602920	Other grinding machines, not numerically controlled,not electrically operated	-	7	-	1.966
84603110	machinestools, numerically controlled, for sharpening drillingbits,shank diameter<=3,175mm, fixed collets, power<=0.74kW	-	152	-	342
84603190	machinestools, numeric controlled, for sharpen drill bits oththan shank diameter<=3,175mm, fixed collets, power<=0.74kW	703	1.231	515	7.631
84603910	Oth sharpening (tool/cutter grinding) mach, not numericallycontrolled, electrically operated	107	320	5.537	9.769
84604000	Honing or lapping machines	70	1.825	201	11.397
84609010	Oth mach-tools for deburring, sharpening, grinding, honing, lapping, or similar, electrically operated	3	1.111	429	122.424
84609020	Oth mach-tools for deburring, sharpening, grinding, honing, lapping, or similar, not electrically operated	57	93	784	870
84612000	Shaping or slotting machines	-	8	-	30
84613000	Broaching machines	-	10	-	50
84614000	Gear cutting, gear grinding or gear finishing machines	18	19	14	38
84615000	Sawing or cutting-off machines	595	6.927	977	172.156

Tabel 3 : Ekspor Indonesia menurut Komoditi (Kode HS 8 digit)

Juni 2023

Kode H S	Uraian golongan barang	Berat bersih (Kg)		Nilai F.O.B. (U S \$)	
		Bulan ini	Kumulatif	Bulan ini	Kumulatif
		(1)	(2)	(3)	(4)
84619090	Other machine-tools working by removing metal or cermets, not elsewhere specified or included	504	6.341	37.340	411.401
84621100	Closed die forging machines	-	134.422	-	895.703
84621900	Other hot forming machines for forging and hot hammers	1.519	83.872	30.753	229.956
84622210	Numerically controlled machines for profile forming	-	1.248	-	86.686
84622290	Non-numerically controlled machines for profile forming	3	691.503	0	1.535.913
84622300	Numerically controlled press brakes	-	275	-	730
84622600	Other numerically controlled bending, folding, straightening or flattening machines	-	14.411	-	186.131
84622900	Bending, folding, straightening or flattening machines (including press brakes) for flat products other than HS Code 84622210-84622600	970	7.085	743	89.501
84623300	Numerically controlled shearing machines	-	1.860	-	35.549
84624900	Non-numerically controlled machines for punching, notching or nibbling (excluding presses) for flat products and combine both of punching and shearing	-	8.719	-	81.812
84626111	Numerically controlled hydraulic presses machines for die forging or die stamping	-	7	-	2.844
84626119	Other numerically controlled hydraulic presses machines	-	99	-	296
84626199	Other non-numerically controlled hydraulic presses machines	-	7.600	-	23.666
84626219	Other numerically controlled mechanical presses machines	500	4.450	1.039	9.013
84626299	Other non-numerically controlled mechanical presses machines	-	2.766	-	44.798
84626390	Other numerically controlled servo-presses machines	-	6	-	30
84629010	Machine tools, die forging or die stamping machines	40	43	8.000	29.500
84629090	Machine tools, other die forging or die stamping machines	300	28.820	200	256.607
84631010	Draw-benches for bars, tubes, profiles, wire/the like,electrically operated	-	64.540	-	507.783
84631020	Draw-benches for bars, tubes, profiles, wire/the like,not electrically operated	-	5	-	10
84633010	Machines for working wire, electrically operated	21.342	23.697	33.091	128.823
84639010	Other mach-tools for working metals/cermets, w/o removingmaterial, electrically operated	11.025	11.025	9.100	9.100
84639020	Other mach-tools for working metals/cermets, w/o removingmaterial, not electrically operated	33	33	650	650
84641010	Sawing machines for working stone, ceramics/like mineralmaterials/for cold-working glass, electrically operated	-	321	-	340
84641020	Sawing machines for working stone, ceramics/like mineralmaterials/for cold-working glass, not electrically operated	-	20	-	99
84642010	Grinding/polishing machinesfor working stone, ceramics/likemineral material/for cold-work glass,electric operated	78	82	2.002	2.027
84642020	Grinding/polishing machinesfor working stone, ceramics/likemineral material/for cold-work glass,not electric operated	-	4	-	25
84649010	Oth machines for working stone, ceramics/like mineralmaterials/for cold-working glass, electrically operated	2.580	4.163	81.500	82.879
84649020	Oth machines for working stone, ceramics/like mineralmaterials/for cold-working glass, not electrically operated	100	100	500	500
84651000	machineswhich can carry out diff types of machining operationsw/o tool change between such operations	2.000	4.667	1.701	17.212
84652000	Machining centres	-	50	-	4.945
84659110	Sawing machines for scoring PCB/ PWB or PCB/PWB substrateselectrically operated	45.449	205.599	227.328	1.005.436

Tabel 3 : Ekspor Indonesia menurut Komoditi (Kode HS 8 digit)

Juni 2023

Kode H S	Uraian golongan barang	Berat bersih (Kg)		Nilai F.O.B. (U S \$)	
		Bulan ini	Kumulatif	Bulan ini	Kumulatif
(1)	(2)	(3)	(4)	(5)	(6)
84659190	Sawing machines other than of a kind used for scoring printed circuit boards or printed wiring boards or printed circuit board or printed wiring board substrates	-	5.761	-	46.203
84659210	Planing, milling/moulding machines for routing PCB/PWB or PCB/PWB substrates, accepting router bits with shank D<=3.175mm	7	183	3.659	38.200
84659290	Planing, milling or moulding (by cutting) machines for routing PCB/PWB or PCB/PWB substrates, accepting router bits with a shank diameter exceeding 3175 mm, for scoring PCB/PWB or PCB/PWB substrates	39	209	14.910	15.145
84659310	Grinding, sanding or polishing machines, for working woodcork, bone/similar hard materials, electrically operated	-	2	-	307
84659320	Grinding, sanding or polishing machines, for working woodcork, bone/similar hard materials, not electrically operated	-	1	-	10
84659400	Bending or assembling machines	48	1.183	929	7.043
84659510	Drilling machines for manufacture of PCB/PWB, with a spindle speed >50,000rpm and accept drill bits of shank D<=3.175mm	-	0	-	137
84659590	Drilling machines for the manufacture of printed circuit boards or printed wiring boards, with a spindle speed not exceeding 50,000 rpm & accepting drill bits of a shank diameter not exceeding 3175 mm	-	5.923	-	76.576
84659600	Splitting, slicing or paring machines	850	1.083	2.700	3.333
84659910	Lathes	5	5	25	25
84659950	machines for deburring the surfaces of PCB/PWB during manufacture, machines for scoring & laminating presses for PCB/PWB/substrates,	-	13.565	-	81.000
84659960	Oth machinestools for working wood, cork, bone/similar hard materials, electrically operated	949	5.662	825	60.623
84659990	Oth machinestools for working wood, cork, bone/similar hard materials, not electrically operated	64	22.359	22.599	39.267
84661010	Tool holder & self-opening diehead for machines of 84569010, 84569020/84603110/84659110/84659210/84659510/84659950	1.397	23.357	13.211	201.125
84661090	Tool holder & self-opening diehead for machines of 84569010, 84569020/84603110/84659110/84659210/84659510/84659950	2.213	11.085	79.135	552.302
84662010	Work holders for machines of 85469010, 84569020, 84603110, 84659110, 84659210, 84659510, 84659950	-	176	-	93.952
84662090	Work holders for machines other than of 85469010, 84569020, 84603110, 84659110, 84659210, 84659510, 84659950	30.068	276.110	174.225	1.518.013
84663000	Dividing heads and other special attachments for machines	310	730	20.270	366.141
84669100	Parts for machines of heading 8464	7.066	14.133	20.953	42.727
84669200	Parts for machines of heading 8465	-	522	-	3.706
84669330	Parts for machines of subheading 84561110, 84561210, 84562000, or 84563000, of a kind used solely or principally for the manufacture of printed circuits, printed circuit assemblies, parts of machines of heading 8517, or parts of automatic data processing machines of heading 8471; for machines of subheading 845710, 84589100, 84592100, 84592910, 84596100, 84596910, or 84615000, of a kind used solely or principally for the manufacture of parts of machines of heading 8517, or parts of automatic data processing machines of heading 8471	43	72	2.540	2.737
84669340	Parts for machines of subheading 84565000	3	34	49	1.049
84669390	Oth parts & accessories for machines of head 8456 to 8461 other than subhead 84564010, 84569020 or 84603110	5.836	25.144	157.649	1.195.467

Tabel 3 : Ekspor Indonesia menurut Komoditi (Kode HS 8 digit)

Juni 2023

Kode H S	Uraian golongan barang	Berat bersih (Kg)		Nilai F.O.B. (U S \$)	
		Bulan ini	Kumulatif	Bulan ini	Kumulatif
		(1)	(2)	(3)	(4)
84669400	Machine-tools; parts and accessories, for the machines of heading no. 8462 or 8463, n.e.c. in heading no. 8466	15.221	51.432	134.601	964.491
84671100	Tools for working in the hand pneumatic rotary tipe (including combined rotary-percussion)	368	1.024	127	12.212
84671900	Tools for working in the hand pneumatic other rotary tipe (including combined rotary-percussion)	11	6.595	10	45.366
84672100	Drills of all kinds with self-contained electric motor	245	1.821	4.338	11.663
84672200	Saws with self-contained electric motor	1.604	2.690	6.796	14.411
84672900	Tools; for working in the hand, with self-contained electric motor; other than saws and drills	1.772	12.782	54.729	169.773
84678100	Chains saws with self-contained electric motor	279	999	17.037	51.175
84678900	Tools; for working in the hand, (other than chain saws), hydraulic or with self-contained non-electric motor, (not pneumatic)	179	2.587	12.908	38.089
84679110	Part of chains saws of electro-mechanical type	-	54	-	1.357
84679190	Other part of chains saws of electro-mechanical type	48	291	787	2.459
84679200	Parts of tools working in the hand of pneumatic	2	283	40	1.667
84679910	Other parts of tools of goods of drills, saws & all kinds non-electric motor	2.466	12.761	14.982	68.266
84679990	Other parts of tools of goods of other than drills, saws and all kinds, non-electric motor	507	14.206	9.611	99.159
84681000	Hand-held blow pipes	-	56	-	3.599
84682010	Hand-operated (not hand-held) gas welding or brazing appliances for metal	-	3.100	-	2.815
84682090	Other hand-operated (not hand-held) gas welding or brazing appliances for other than metal	5	8.169	10	55.069
84688000	Machinery and apparatus; for soldering, brazing or welding, whether or not capable of cutting, n.e.c. in heading no. 8468	-	1.847	-	20.478
84689090	Parts of goods of gas welding or brazing appliances for other than metal	561	6.667	29.171	463.375
84701000	Electronic calc,pocket-size data recording, reproducing and displaying machines with calculating functions	22	2.636	77	3.199
84702100	Calculating machines; electronic, incorporating a printing device, needing an external source of power	-	6.058	-	4.166
84702900	Calculating machines; electronic, (not incorporating a printing device), needing an external power source	0	388	20	335
84703000	Calculating machines; non-electronic	391	513	26.826	27.961
84705000	Cash register	22.955	69.173	580.590	1.650.743
84709010	Postage-franking machines	-	2	-	25
84709090	Ticket-issuing machines and similar machines	4	34	41	1.385
84713020	Laptops including notebooks and subnotebooks	9.547	64.194	259.489	1.966.197
84713090	Oth portable automatic data processing machines, weighting<= 10 kg	605	14.279	67.579	2.069.266
84714110	Personal computers exclud portable computer,CPU& I/O unitwhether or not combined	804	2.081	13.391	94.609
84714190	Other PC excluding portable computer,CPU& I/O unit whetheror not combined	211.252	1.020.700	8.793.286	44.437.008
84714910	Personal computers in the form of systems exclud portablecomputers (laptop/notebook)	1.445	10.564	105.301	1.089.195
84714990	Other personal computers in the form of systems excluding portable computers (laptop/notebook)	1.739	6.439	191.006	1.846.792
84715010	Processing units for personal (incl. portable) computersnot comprising & not presented in the form systems systems	459	19.375	170.119	1.250.255
84715090	Oth processing unit for personal comp.(excl.portable comp) not comprising & not presented in the form systems systems	1.517	33.579	465.702	2.627.245
84716030	Computer keyboards	9.668	14.488	91.041	437.111
84716040	Mouses, light pens, joysticks, track balls, and touch sensitive screens	27.984	155.932	1.730.697	8.418.818
84716090	Other input or output units, whether or not containing storage units in the same housing	36.743	160.904	2.432.724	7.067.258
84717020	Hard disk drive	31.127	170.971	114.833	1.143.911
84717030	Tape drive	9	534	1.968	59.247

Tabel 3 : Ekspor Indonesia menurut Komoditi (Kode HS 8 digit)

Juni 2023

Kode H S	Uraian golongan barang	Berat bersih (Kg)		Nilai F.O.B. (U S \$)	
		Bulan ini	Kumulatif	Bulan ini	Kumulatif
		(1)	(2)	(3)	(4)
84717040	Optical disk drives, including CD-ROM drives, DVD drives and CD-R drives	286	777	6.006	37.812
84717090	Storage units other than hard disk drives, tape drives, optical disk drives, including CD-ROM drives, DVD drives and CD-R drives	6.647	10.571	95.804	2.687.203
84718010	Control and adaptor units	1.207	13.804	115.271	1.376.098
84718070	Sound cards or video cards	47	185	7.854	48.394
84718090	Other control units	232	2.659	46.361	388.691
84719010	Bar code readers	51.846	309.914	1.755.076	10.856.213
84719030	Electronic fingerprint identification systems	105	509	14.004	32.698
84719040	Other optical character readers	654	968	12.508	44.594
84719090	Other units of automatic data processing machines :	18.449	118.519	5.685.516	42.127.715
84729010	Automatic teller machines	-	240	-	9.997
84729049	Oth typewriters auto oth than printers of heading 8443	-	434	-	91.945
84729050	Word-processing machines	-	17.400	-	354.198
84729060	Other word-processing machines with electrically operated	4	14	824	1.071
84729090	Other word-processing machineswith not electrically operated	162	13.413	532	25.010
84732100	Parts of the electronic calculating machines of subheading 84701000, 84702100 or 84702900	-	1.974	-	19.112
84732900	Parts of the electronic calculating machines oth than subheading 84701000, 84702100 or 84702900	78	8.615	3.690	1.189.254
84733010	Parts and accessories assembled printed circuit boards of the machines of heading 8471	106.797	853.495	26.661.127	99.100.806
84733090	Parts and accessories assembled other than printed circuit boards of the machines of heading 8471	118.780	1.533.665	9.755.732	61.038.010
84734000	Parts and accessories of the machines of heading 8472	3.337	21.287	969.498	5.770.671
84735010	Parts and accessories suitable for use with the machines of heading 8471	-	3.509	-	12.814
84735090	Parts and accessories suitable for use with the machines of heading 8470 and 8472	6.620	23.671	132.580	643.836
84741010	Sorting, screening, separating or washing machines electrically operated	9.489	41.749	170.244	202.573
84741020	Sorting, screening, separating or washing machines non electrically operated	-	85	-	478
84742019	Crushing or grinding machines stone electrically operated for other than stone	26.243	27.347	5.079	10.003
84742029	Crushing or grinding machines stone not electrically operated for other than stone	1.510	4.510	1.071	3.174
84743110	Concrete or mortar mixers electrically operated	6.455	17.867	16.169	39.685
84743120	Concrete or mortar mixers not electrically operated	600	2.350	6.229	11.143
84743219	Machines for mixing mineral substances with bitumen electrically operated of an output capacity > 80 t/h	-	600	-	1.900
84743229	Machines for mixing mineral substances with bitumen not electrically operated of an output capacity > 80 t/h	-	4.470	-	2.892
84743910	Other machines for mixing mineral substances with bitumen electrically operated	1.579	17.121	25.055	96.437
84748010	Machinery for agglomerating, shaping or moulding, for forming foundry moulds of sand electrically operated	-	28.860	-	83.287
84748020	Machinery for agglomerating, shaping or moulding, for forming foundry moulds of sand not electrically operated	2.824	2.894	12.207	12.940
84749000	Parts of machines of subheading 8474	4.769.630	29.216.329	15.943.184	84.685.759
84751000	Machines for assembling electric or electronic lamps, tubes or valves or flashbulbs, in glass envelopes	-	33	-	730
84752900	Machines; for manufacturing or hot working glass or glassware, not for making optical fibres and preforms thereof	-	67.000	-	200.000
84759090	Parts of machines of subheading 8475 other than subheading 84752100	23	53	1.122	2.095

Tabel 3 : Ekspor Indonesia menurut Komoditi (Kode HS 8 digit)

Juni 2023

Kode H S	Uraian golongan barang	Berat bersih (Kg)		Nilai F.O.B. (U S \$)	
		Bulan ini	Kumulatif	Bulan ini	Kumulatif
(1)	(2)	(3)	(4)	(5)	(6)
84762900	Machines; automatic beverage-vending machines, not incorporating heating or refrigerating devices	5	5	60	60
84769090	Parts of automatic goods-vending machines other than money changing machines	-	46.727	-	1.045.423
84771010	Injection machines for moulding rubber	53.711	126.251	213.843	619.567
84771031	Injection machines for plastics, poly (vinyl chloride)	12.000	12.105	19.450	19.641
84771039	Other injection machines for plastics	17.961	65.275	52.754	128.333
84772010	Extruders machine for rubber	0	0	426	426
84772020	Extruders machine for plastics	2.177	190.210	61.063	1.144.975
84773000	Blow moulding machines	-	48.415	-	420.735
84774020	Vacuum machines for moulding or forming plastics	2	17.202	16	34.995
84775100	Machines for moulding or retreading pneumatic tyres or form moulding or otherwise forming inner tubes	-	551	-	3.294
84775910	Other machines for moulding or forming rubber	1.257	28.236	4.764	761.152
84775920	Other machines for moulding or forming plastics	10	324	5	2.235
84778010	Other machine for working rubber/products from rubber, electrically operated	55.082	59.862	84.974	188.827
84778020	Other machine for working rubber/products from rubber, not electrically operated	-	95	-	3.685
84778031	Lamination presses for the manufacture of PCB/PWBelectrically operated	85	825	335	1.615
84778039	Oth lamination presses for plastics/products from plastics, electrically operated	7	27.478	143	248.060
84778040	Other machine for working plastics/products from plastics, not electrically operated	8	13	6.116	6.131
84779010	Parts of machine for working rubber/products from rubber, electrically operated	70	14.347	18.143	74.985
84779020	Parts of machine for working rubber/products from rubber, not electrically operated	3	5.834	170	191.752
84779032	Parts of lamination presses for the manufacture of PCB/PWBelectrically operated	953	6.587	40.090	378.697
84779039	Parts of electric machine for working plastic&products other than lamination presses for manufacture of PCB/PWB	32.366	49.253	66.259	395.312
84779040	Parts of non-electric machine for working plastics/products from plastics materials	679	1.605	1.311	17.255
84781010	Machines for preparing or making up tobacco,electrically operated	41.974	136.964	2.089.397	6.977.656
84781020	Machines for preparing or making up tobacco, not electrically operated	5.093	38.479	91.605	600.807
84789000	Parts of machinery for preparing or making up tobacco that not specified or included machines elsewhere in this Chapter	1.107	6.767	209.116	536.293
84791010	Machines for public works/building/the like, electrically operated	40.577	125.513	106.138	676.513
84791020	Machines for public works/building/the like, not electrically operated	344	1.613	3.809	18.078
84792010	Machines for the extraction/preparation of animal/fixed vegetable fats or oils, electrically operated	-	3.799	-	7.418
84792020	Machines for the extraction/preparation of animal/fixed vegetable fats or oils, not electrically operated	-	11	-	15
84793000	Presses for the manufacture of particle board or fibre building board of wood or other ligneous materials and other machinery for treating wood or cork	-	1	-	64
84794010	Rope or cable-making machines, electrically operated	-	1.190	-	74.680
84795000	Industrial robots machines,not elsewhere specified/included	13	20.310	1.346	175.152
84796000	Machines evaporative air coolers	4.600	13.785	23.205	73.259
84797100	Passenger boarding bridges of kind a used in airports	-	424.029	-	2.617.553
84797900	Machinery and mechanical appliances; passenger boarding bridges, other than of a kind used in airports	22.834	64.386	80.748	672.060
84798110	Machines for treating metal, including electric wire coilwinders, electrically operated	4.960	48.272	15.729	762.673

Tabel 3 : Ekspor Indonesia menurut Komoditi (Kode HS 8 digit)

Juni 2023

Kode H S	Uraian golongan barang	Berat bersih (Kg)		Nilai F.O.B. (U S \$)	
		Bulan ini	Kumulatif	Bulan ini	Kumulatif
(1)	(2)	(3)	(4)	(5)	(6)
84798120	Machines for treating metal, including electric wire coilwinders, not electrically operated	139	139	2.724	2.724
84798210	Mixing, kneading, crushing, grinding, screening, sifting, homogenising, emulsifying/stirring machines, electrically operated	26.414	120.637	2.504.615	3.025.162
84798220	Mixing, kneading, crushing, grinding, screening, sifting, homogenising, emulsifying/stirring machines, not elect. operated	600	2.129	500	12.727
84798300	Cold isostatic presses	-	205	-	24.512
84798910	Automated machines for the placement or the removal of components or contact elements of a kind used solely or principally for the manufacture of printed circuit assemblies	6.750	11.109	523	114.284
84798950	Machines for assembling CPU daughter boards in plastic cases or housings; apparatus for the regeneration of chemical solutions used in the manufacture of PCB; equipment for mechanically cleaning the surfaces of PCB during manufacturing; registration equipment for the alignment of PCB or PCA in the manufacturing process	64	9.741	27.070	180.442
84798969	Electrically operated non-automatic service-vending machines	11.850	188.040	219.285	3.225.411
84798970	Non-electrically operated automatic service-vending machines	60.949	554.399	2.812.793	5.374.330
84799010	Non-electrically operated non-automatic service-vending machines	7	451	222	183.052
84799050	Parts of goods of subheading 84798910	15.601	108.305	60.502	432.979
84799090	Parts of goods of subheading 84798950	120.190	1.709.980	1.840.796	15.903.344
84801000	Moulding boxes for metal foundry	450	9.989	600	36.960
84802000	Mould bases	291	79.087	11.411	1.038.752
84803010	Moulding patterns of copper	-	11.705	-	4.427
84803090	Moulding patterns of other materials	1.952	67.141	66.678	584.184
84804100	Moulds for metal/metal carbides injection or compression types	24.759	153.718	385.305	4.008.259
84804900	Moulds; for metal or metal carbides, other than injection or compression types	176	94.912	25.426	778.005
84805000	Moulds for glass	-	6	-	250
84806000	Moulds for mineral materials	3.720	47.447	82.186	875.388
84807110	Moulds for footwear soles, injection or compression types	14.398	66.537	10.298	814.412
84807190	Other moulds for rubber plastics, injections types	72.958	473.902	672.597	4.767.337
84807910	Moulds for footwear soles, not injection/compression types	4.034	44.254	86.587	649.027
84807990	Other moulds for rubber plastics, not injections types	15.395	97.957	140.744	975.475
84811011	Sluice / gate valves with 5 cm ? internal diameter ? 40 cm	295	1.294	3.888	17.246
84811019	Other sluice / gate valves of iron or steel	12.860	127.562	25.042	492.829
84811021	Sluice / gate valves of copper/copper alloy an internal diameter<= 2,5 cm	2.533	4.082	1.189	8.589
84811099	Other taps, cocks, valves & similar appliances for pipes, boiler shells, tanks, vats or the like	72.740	379.889	1.093.605	5.469.479
84812011	Manually operated sluice or gate valves of iron or steel with inlet or outlet of an internal diameter exceeding 5 cm but not exceeding 40 cm	256	32.531	1.495	24.800
84812019	Manually operated sluice or gate valves of other than iron or steel with inlet or outlet of an internal diameter exceeding 5 cm but not exceeding 40 cm	605	5.572	37.539	63.753
84812020	Sluice/gate valves of copper/alloy 1 cm ? int.diam ? 2,5 cm of plastics 1 cm<=int.diam<=2,5 cm for oleohydr/pneumatic	-	15	-	115
84812090	Other sluice/gate valves for oleohydraulic or pneumatic	263.058	1.073.516	2.741.475	13.532.466
84813010	Swing check-valves, of cast iron, with 4 cm<=an inlet of internal diameter ?60 cm	131.533	912.078	1.819.262	12.191.627
84813020	Swing check-valves of copper or copper alloys, with an internal diameter<= 2.5 cm	2	55	212	1.024
84813040	Swing check-valves of plastics, with 1 cm<=internal diameter<=2,5 cm	9	16	189	570

Tabel 3 : Ekspor Indonesia menurut Komoditi (Kode HS 8 digit)

Juni 2023

Kode H S	Uraian golongan barang	Berat bersih (Kg)		Nilai F.O.B. (U S \$)	
		Bulan ini	Kumulatif	Bulan ini	Kumulatif
		(1)	(2)	(3)	(4)
84813090	Other swing check-valves, of cast iron, with 4 cm<=an inlet of internal diameter ?60 cm	2.459	122.545	12.222	581.671
84814010	Safety or relief valves of copper or copper alloys,with an internal diameter of<=2.5 cm	323	2.103	8.985	62.868
84814030	Safety or relief valves of plastics,with 1 cm<=internal diameter<=2,5 cm	108	126	90	483
84814090	Other safety or relief valves	7.559	61.951	195.632	1.477.782
84818011	Valves for inner tubes of copper or copper alloys	105	2.653	8.744	41.570
84818012	Valves for inner tubes of other materials	15	11.970	28	81.376
84818013	Valves for tubeless tyres of copper or copper alloys	33	66	246	346
84818014	Valves for tubeless tyres of other materials	7	235	3.932	41.250
84818021	Liquefied Petroleum Gas (LPG) cylinder valves of copper or copper alloys with inlet/outlet internal diameters<=2.5 cm	-	20.740	-	10.777
84818022	Liquefied Petroleum Gas (LPG) cylinder valves of copper or copper alloys with inlet/outlet internal diameters > 2.5 cm	-	300	-	7.020
84818030	Cocks and valves, whether or not fitted with piezo-electric igniters, for gas stoves or ranges	331	3.087	3.990	87.711
84818041	Aerated or carbonated liquid bottle valves; valves for gas operated beer dispensing units, of plastics, with an internal diameter of not less than 1 cm and not more than 25 cm	-	30	-	353
84818049	Aerated or carbonated liquid bottle valves; valves for gas operated beer dispensing units, of other than plastics, with an internal diameter of not less than 1 cm and not more than 25 cm	-	755	-	36.479
84818051	Mixing taps and valves, of plastics, with an internal diameter of not less than 1 cm and not more than 25 cm	1	4	101	114
84818059	Mixing taps and valves, of other than plastics, with an internal diameter of not less than 1 cm and not more than 25 cm	4.579	4.665	349.035	358.688
84818062	Butterfly valves, of cast iron, with an internal diameter of 8 cm or more	74.321	470.476	1.342.068	7.953.707
84818063	Other water pipeline valves	0	3.398	37	27.607
84818065	Hog nipple waterers; of plastics and more than 25 cm in internal diameter	1	9	224	798
84818067	Nipple joint valves; of plastics and more than 25 cm in internal diameter	-	334	-	1.142
84818071	Ball valves; of plastics and of not less than 1 cm and not more than 25 cm in internal diameter	-	9	-	138
84818072	Ball valves; of plastics and more than 25 cm in internal diameter	11.971	586.360	62.322	553.582
84818073	Gate valves, manually operated, of iron or steel; having inlet and outlet internal diameters of more than 5 cm but not more than 40 cm	21.882	635.049	322.377	7.126.698
84818074	Gate valves, manually operated, of iron or steel; having inlet and outlet internal diameters of more than 40 cm	4.950	5.135	4.850	13.441
84818077	Gate valves, manually operated, of iron or steel; having inlet and outlet internal diameters of not more than 5 cm	1.676	72.279	38.664	1.531.001
84818078	Manifold valves; of plastics and of not less than 1 cm and not more than 25 cm in internal diameter	-	17	-	544
84818079	Manifold valves; of plastics and more than 25 cm in internal diameter	207	12.396	28.669	357.768
84818081	Pneumatically controlled valves; of plastics and of not less than 1 cm and not more than 25 cm in internal diameter	59	59	3.711	3.711
84818082	Pneumatically controlled valves; of plastics and more than 25 cm in internal diameter	738	1.807	12.175	46.954
84818083	Fuel cut-off valves for vehicles of heading 8702, 8703 or 8704, with an inlet internal diameter of less than 1 cm of plastic	44	760	88	1.669
84818084	Fuel cut-off valves for vehicles of heading 8702, 8703 or 8704, with an inlet internal diameter not less than 1 cm and not more than 25 cm of plastic	-	14	-	999

Tabel 3 : Ekspor Indonesia menurut Komoditi (Kode HS 8 digit)

Juni 2023

Kode H S	Uraian golongan barang	Berat bersih (Kg)		Nilai F.O.B. (U S \$)	
		Bulan ini	Kumulatif	Bulan ini	Kumulatif
(1)	(2)	(3)	(4)	(5)	(6)
84818093	Fuel cut-off valves for vehicles of heading 8702, 8703 or 8704, of other material	1	26	13	4.166
84818094	Other valves of plastics; with an inlet internal diameter of less than 1 cm	90	1.476	1.868	23.326
84818098	Water taps of copper or copper alloy with an internal diameter 25 cm or less	135	1.320	2.396	22.274
84818099	Water taps of copper or copper alloy with an internal diameter more than 25 cm	180.654	691.767	16.873.609	25.974.924
84819010	Housings for sluice or gate valves with inlet or outlet of an internal diameter exceeding 50 mm but not exceeding 400 mm	5.878	71.415	105.248	1.154.799
84819021	Bodies, for water taps	29.204	137.697	257.368	1.320.103
84819022	Bodies, for Liquefied Petroleum Gas (LPG) cylinder valves	94	429	290	2.710
84819023	Bodies, other than for water taps and LPG cylinder valves	5.276	48.134	85.647	753.515
84819029	Other parts for taps, cocks, valves (excluding inner tube valves and valves for tubeless tyres) and similar appliances of 25 mm or less in internal diameter	1	33.812	2.256	399.774
84819039	Valve bodies or stems of inner tube or tubeless tyre valves; other than of copper or copper alloys	1.939	55.867	40.546	1.124.575
84819049	Valve cores of inner tube or tubeless tyre valves; other than of copper or copper alloys	196	43.991	3.707	529.631
84819090	Other valve cores of inner tube or tubeless tyre valves	80.305	642.613	799.555	11.257.306
84821000	Ball bearings	465.092	2.408.630	9.967.666	49.801.694
84822000	Tapered roller bearings, including cone and tapered roller assemblies	12.531	40.081	263.233	1.081.015
84823000	Spherical roller bearings	6.177	15.103	20.187	101.388
84824000	Needle roller bearings, including cage and needle roller assemblies	23	334	7.537	22.090
84825000	Other cylindrical roller bearings, including cage and roller assemblies	1.485	2.147	98.507	125.510
84828000	Other bearings, including combined ball/roller bearings	70.107	471.424	126.659	1.064.903
84829100	Parts of ball/roller bearings; balls, needles and rollers	286.211	1.886.892	1.556.736	10.326.131
84829900	Parts of ball/roller bearings; other than balls, needles and rollers	24.369	97.489	277.229	1.534.352
84831010	Transmission shafts and cranks; for machinery of heading 8428 or 8430	8.015	28.454	49.129	187.266
84831024	Cam shafts and crank shafts for engines of vehicles of Chapter 87; for vehicles of heading 8711	144.763	908.521	1.869.129	11.067.824
84831025	Cam shafts and crank shafts for engines of vehicles of Chapter 87; for vehicles other than heading 8711 of a cylinder capacity <= 2.000 cc	21.284	173.742	349.159	2.136.191
84831026	Cam shafts and crank shafts for engines of vehicles of Chapter 87; for vehicles other than heading 8711 of a 2.000 cc < cylinder capacity <= 3.000 cc	121.038	697.511	677.982	3.938.536
84831027	Cam shafts and crank shafts for engines of vehicles of Chapter 87; for vehicles other than heading 8711 of a cylinder capacity > 2.000 cc	35.879	192.256	68.449	427.331
84831039	Other transmission shafts and cranks	23	1.981	1.362	70.908
84831090	Other transmission shafts and cranks; for marine propulsion engines	131.783	625.809	1.466.887	8.400.475
84832020	Bearing housings, incorporating ball or roller bearings; for machinery of heading 8429 or 8430	1	14.749	130	48.526
84832030	Bearing housings, incorporating ball or roller bearings; for engines of vehicles of Chapter 87	3	149	6	4.784
84832090	Bearing housings, incorporating ball or roller bearings; other than for machinery of heading 8429/8430 and engines of vehicles of Chapter 87	287	18.168	7.717	96.997
84833030	Bearing housings, not incorporating ball or roller bearings; plain shaft bearings; for engines of vehicles of Chapter 87	39.103	232.667	725.192	3.899.405
84833090	Bearing housings, not incorporating ball or roller bearings; plain shaft bearings; other than for engines of vehicles of Chapter 87	7.058	180.188	389.279	2.551.945

Tabel 3 : Ekspor Indonesia menurut Komoditi (Kode HS 8 digit)

Juni 2023

Kode H S	Uraian golongan barang	Berat bersih (Kg)		Nilai F.O.B. (U S \$)	
		Bulan ini	Kumulatif	Bulan ini	Kumulatif
(1)	(2)	(3)	(4)	(5)	(6)
84834030	Gears and gearing/wheels/chain sprockets & other transmission elements; ball/roller screws; gear boxes & other speed changers, including torque converters; for machinery of heading 8429/8430	100.265	651.257	1.880.625	12.170.643
84834040	Gears and gearing/wheels/chain sprockets & other transmission elements; ball/roller screws; gear boxes & other speed changers, including torque converters; for engines of vehicles of Chapter 87	58.477	316.116	904.634	4.753.943
84834090	Other gears and gearing/wheels/chain sprockets & other transmission elements; ball/roller screws; gear boxes & other speed changers, including torque converters	186.390	1.006.556	1.291.109	7.594.559
84835000	Flywheels and pulleys, including pulley blocks	406.953	2.642.592	935.599	6.906.850
84836000	Clutches and shaft couplings (including universal joints)	9.650	40.797	106.167	796.541
84839011	Toothed wheels, chain sprockets and other transmission elements presented separately; parts of goods of subheading 848310; for tractors of subheading 870110 or 870191 to 870195	2.575	37.496	6.249	158.329
84839013	Toothed wheels, chain sprockets and other transmission elements presented separately; parts of goods of subheading 848310; for other tractors of heading 8701	-	21.978	-	73.875
84839014	Toothed wheels, chain sprockets and other transmission elements presented separately; parts of goods of subheading 848310; for goods of heading 8711	153.562	729.720	1.819.577	8.955.655
84839015	Toothed wheels, chain sprockets and other transmission elements presented separately; parts of goods of subheading 848310; for other goods of Chapter 87	793	1.395	48	10.733
84839019	Toothed wheels, chain sprockets and other transmission elements presented separately; parts of goods of subheading 848310 other than of HS 84839011 - 84839015	226	84.794	4.560	639.416
84839091	Toothed wheels, chain sprockets and other transmission elements presented separately; parts of goods of subheading 848310; for tractors of subheading 870110 or 870191 to 870195	14	7.499	16	75.895
84839093	Toothed wheels, chain sprockets and other transmission elements presented separately; other than parts of goods of subheading 848310; for other tractors of heading 8701	8	65	214	1.824
84839094	Toothed wheels, chain sprockets and other transmission elements presented separately; other than parts of goods of subheading 848310; for goods of heading 8711	97	3.873	965	46.303
84839095	Toothed wheels, chain sprockets and other transmission elements presented separately; other than parts of goods of subheading 848310; for other goods of Chapter 87	7.884	54.150	99.165	629.481
84839099	Toothed wheels, chain sprockets and other transmission elements presented separately; other than parts of goods of subheading 848310 other than of HS 84839091 - 84839055	217.780	1.361.760	2.425.683	14.240.963
84841000	Gaskets and similar joints of metal sheeting combined with other material or of two or more layers of metal	39.163	302.514	1.051.533	5.799.310
84842000	Mechanical seals	113.231	661.258	2.089.386	12.075.883
84849000	Other gaskets and similar joints of metal sheeting combined with other material or of two or more layers of metal; sets or assortments of gaskets and similar joints, dissimilar in composition, put up in pouches, envelopes or similar packings; mechanical seals	38.698	120.786	587.072	3.757.241
84852000	Machines for additive manufacturing; by plastic or rubber deposit	-	0	-	2
84859090	Parts of machines for additive manufacturing; other than of subheading 84852000	27	46	36.386	63.541
84861030	Machines for working any material by removal of material, by laser or other light or photon beam in the production of semiconductor wafers	-	3	-	6.000
84861090	Machines and apparatus for the manufacture of boules or wafers n.e.c. in subheading 848610	-	10.602	-	13.452

Tabel 3 : Ekspor Indonesia menurut Komoditi (Kode HS 8 digit)

Juni 2023

Kode H S	Uraian golongan barang	Berat bersih (Kg)		Nilai F.O.B. (U S \$)	
		Bulan ini	Kumulatif	Bulan ini	Kumulatif
		(1)	(2)	(3)	(4)
84862012	Film formation equipment; epitaxial deposition machines for semiconductor wafers; spinners for coating photographic emulsions on semiconductor wafers	-	7	-	178.372
84862019	Film formation equipment other than HS 84862011, 84862012, 84862013	600	4.200	3.400	25.500
84862042	Lithography equipment; step and repeat aligners	-	1	-	10
84862091	Lasercutters for cutting contacting tracks in semiconductor production by laser beam	-	250	-	1.700
84864020	Die attach apps,tape automated bonders,wire bonders&encapsulation equipt for the assem of semiconductors;automated machines for transport,handling&storage of semiconductor wafers,wafer cassettes,wafer box&oth materials for semiconductor devices	11	14	74	96
84864050	Photomicrographic microscopes fitted with equipment specifically designed for the handling and transport of semiconductor wafers or reticles	37	99	59	186
84864090	Other machines and apparatus specified in Note 11 ©	-	1	-	4.637
84869014	Tool holders and self-opening dieheads; work holders; dividing heads and other special attachments for machine-tools	80	1.178	320	24.507
84869019	Parts and accessories of machines and apparatus for the manufacture of semiconductor devices or of electronic integrated circuits other than of hs codes 84869021-84869028	13	14	158	168
84869024	Tool holders and self-opening dieheads; work holders; dividing heads and other special attachments for machine-tools of of spraying appliances for etching, stripping or cleaning	-	3	-	310
84869029	Parts and accessories of machines and apparatus for the manufacture of semiconductor devices or of electronic integrated circuits, n.e.c. in subheading 848690.2	63	463	84	831
84869042	Parts and accessories of die attach apparatus, tape automated bonders, wire bonders and of encapsulation equipment for assembly of semiconductors	24	62	72.574	79.139
84869049	Parts and accessories of machines or apparatus specified in Note 11 (C) to this Chapter, n.e.c. in subheading 848690.4	1.819	19.351	912.651	3.787.930
84871000	Ships' or boats' propellers and blades therefor	252	10.641	15.422	83.503
84879000	Other machinery parts, not containing electrical connectors, insulators, coils, contacts or other electrical features, not specified or included elsewhere in this Chapter	11.502	503.348	189.781	1.867.688
85011021	Of a kind used for the goods of heading 8415, 8418, 8450, 8509 or 8516 parts and accessories of machines for sawing monocrystal semiconductor boules into slices, or wafers into chips	438	3.872	5.698	63.968
85011022	Other, of an output not exceeding 5 W parts and accessories of machines for sawing monocrystal semiconductor boules into slices, or wafers into chips	7	137	981	11.508
85011029	Other stepper motors of an output not exceeding 375 W	53.713	328.465	1.795.001	10.850.587
85011030	Spindle motor of an output not exceeding 375 W	-	362	-	113
85011041	Of a kind used for the goods of heading 8415, 8418, 8450, 8509 or 8516 parts and accessories of machines for sawing monocrystal semiconductor boules into slices, or wafers into chips	26	68	464	28.664
85011049	Other DC motors; other than used for the goods of heading 8415, 8418, 8450, 8509 or 8516; of an output not exceeding 375 W	751.124	4.611.085	11.320.795	70.837.122
85011059	Stepper motors; other than used for the goods of heading 8415, 8418, 8450, 8509 or 8516	-	412	-	3.289
85011060	Other motors including universal (AC/DC) motors; spindle motors	15.470	83.076	526.824	2.398.398

Tabel 3 : Ekspor Indonesia menurut Komoditi (Kode HS 8 digit)

		Juni 2023			
Kode H S	Uraian golongan barang	Berat bersih (Kg)		Nilai F.O.B. (U S \$)	
		Bulan ini	Kumulatif	Bulan ini	Kumulatif
(1)	(2)	(3)	(4)	(5)	(6)
85011091	Of a kind used for the goods of heading 8415, 8418, 8450, 8509 or 8516 parts and accessories of machines for sawing monocrystal semiconductor boules into slices, or wafers into chips	14	32	769	1.458
85011099	Other motors including universal (AC/DC) motors; other than used for the goods of heading 8415, 8418, 8450, 8509 or 8516	25.068	144.904	689.564	3.583.884
85012019	Universal AC/DC motors of an output not exceeding 1 kW other than; of a kind used for the goods of heading 8415, 8418, 8450, 8509 or 8516	433	450	1.298	1.323
85012029	Universal AC/DC motors of an output exceeding 1 kW other than; of a kind used for the goods of heading 8415, 8418, 8450, 8509 or 8516	24	2.206	5.023	39.305
85013130	Parts and accessories motors of a kind used for the goods of heading 8415, 8418, 8450, 8509 or 8516	1.189	3.370	21.394	66.917
85013160	Parts and accessories motors of a kind used for vehicles in chapter 87	4.764	15.658	58.527	214.817
85013170	DC motors of an output not exceeding 750 W of a kind used other than for HS Codes 85013130 & 85013160	358.916	2.004.962	3.786.208	20.819.963
85013180	Parts and accessories generators	-	14.710	-	36.469
85013224	Motors of a kind used for vehicles in Chapter 87 parts and accessories of machines for sawing monocrystal semiconductor boules into slices, or wafers into chips	-	224	-	8.530
85013225	Other motors of an output exceeding 750 W but not exceeding 375 kW	2.337	3.253	35.810	66.760
85013226	Generators parts and accessories of machines for sawing monocrystal semiconductor boules into slices, or wafers into chips	-	79	-	7.864
85013232	Other motors of an output exceeding 375 kW but not exceeding 75 kW	-	53	-	10.272
85013233	Generators parts and accessories of machines for sawing monocrystal semiconductor boules into slices, or wafers into chips	-	9.027	-	13.349
85013310	Parts and accessories of an output exceeding 75 kW but not exceeding 375 kW of a kind used for vehicles in chapter 87	-	30	-	20
85013390	Parts and accessories of an output exceeding 75 kW but not exceeding 375 kW other than used for vehicles in chapter 87	-	567	-	770
85013400	Parts and accessories of an output exceeding 375 kW	-	22	-	2.136
85014011	AC motors, single-phase of an output not exceeding 1 kW; of a kind used for the goods of heading 8415, 8418, 8450, 8509 or 8516	41	155	806	1.912
85014019	AC motors, single-phase of an output not exceeding 1 kW other than; of a kind used for the goods of heading 8415, 8418, 8450, 8509 or 8516	-	183	-	4.629
85014021	AC motors, single-phase of an output exceeding 1 kW of a kind used for the goods of heading 8415, 8418, 8450, 8509 or 8516	60	439	2.046	12.811

Tabel 3 : Ekspor Indonesia menurut Komoditi (Kode HS 8 digit)

Juni 2023					
Kode H S	Uraian golongan barang	Berat bersih (Kg)		Nilai F.O.B. (U S \$)	
		Bulan ini	Kumulatif	Bulan ini	Kumulatif
(1)	(2)	(3)	(4)	(5)	(6)
85014029	AC motors, single-phase of an output exceeding 1 kW other than; of a kind used for the goods of heading 8415, 8418, 8450, 8509 or 8516	-	29	-	3.920
85015111	AC motors, multi-phase; of an output not exceeding 750 W of a kind used for the goods of heading 8415, 8418, 8450, 8509 or 8516	50	1.727	2.140	15.231
85015119	AC motors, multi-phase; of an output not exceeding 750 W other than of a kind used for the goods of heading 8415, 8418, 8450, 8509 or 8516	648	1.448	1.811	29.434
85015212	AC motors, multi-phase; of an output not exceeding 1k W of a kind used for vehicles in Chapter 87	35	35	1.799	1.799
85015219	AC motors, multi-phase; of an output not exceeding 1k W other than of a kind used for HS Codes 85015211 & 85015212	11	200	164	10.238
85015221	AC motors, multi-phase; of an output exceeding 1 kW but not exceeding 375 kW of a kind used for the goods of heading 8415, 8418, 8450, 8509 or 8516	-	671	-	10.230
85015229	AC motors, multi-phase; of an output exceeding 1 kW but not exceeding 375 kW of a kind used for HS Codes 85015221 & 85015222	23	7.600	1.901	140.960
85015239	AC motors, multi-phase; of an output exceeding 375 kW but not exceeding 75 kW other than of a kind used for HS Code 85015231 & 85015232	-	4.087	-	50.214
85015390	AC motors, multi-phase; of an output not exceeding 75 kW other than of a kind used for vehicles in Chapter 87	591	778	33.074	34.080
85016110	AC generators (alternators), other than photovoltaic generators of an output not exceeding 125 kVA	-	89	-	686
85016120	AC generators (alternators), other than photovoltaic generators of an output exceeding 125 kVA	8	1.220	253	7.695

Tabel 3 : Ekspor Indonesia menurut Komoditi (Kode HS 8 digit)

Juni 2023					
Kode H S	Uraian golongan barang	Berat bersih (Kg)		Nilai F.O.B. (U S \$)	
		Bulan ini	Kumulatif	Bulan ini	Kumulatif
(1)	(2)	(3)	(4)	(5)	(6)
85016210	AC generators (alternators), other than photovoltaic generators of an output exceeding 75 kVA but not exceeding 150 kVA	-	1.750	-	14.500
85016220	AC generators (alternators), other than photovoltaic generators of an output exceeding 150 kVA but not exceeding 375 kVA	-	100	-	1.600
85016300	AC generators (alternators), other than photovoltaic generators of an output exceeding 375 kVA but not exceeding 750 kVA	-	35.700	-	55.816
85016400	AC generators (alternators), other than photovoltaic generators of an output exceeding 750 kVA	-	847	-	1.005
85018010	Photovoltaic AC generators of an output not exceeding 75 KVA	-	380	-	600
85021100	Generating sets with compression- ignition internal combustion piston engines (diesel or semi-diesel engines) of an output not exceeding 75 kVA	70.826	245.822	551.347	1.888.691
85021210	Generating sets with compression- ignition internal combustion piston engines (diesel or semi-diesel engines) of an output exceeding 75 kVA but not exceeding 125 kVA	-	37.966	-	92.805
85021220	Generating sets with compression- ignition internal combustion piston engines (diesel or semi-diesel engines) of an output exceeding 125 kVA but not exceeding 375 kVA	-	1.331	-	1.020
85021320	Generating sets with compression- ignition internal combustion piston engines (diesel or semi-diesel engines) of an output of 12,500 kVA or more	-	7.650	-	74.389
85021390	Generating sets with compression- ignition internal combustion piston engines (diesel or semi-diesel engines) of an 375 kVA < output < 12,500 kVA	36.551	1.654.597	140.512	1.680.671
85022010	Generating sets with spark -ignition internal combustion piston engines ; of an output not exceeding 75 kVA	-	959	-	1.056
85022030	Generating sets with spark -ignition internal combustion piston engines ; of an output exceeding 100 kVA but not exceeding 10,000 kVA	-	600.300	-	1.100.456
85022049	Generating sets with spark -ignition internal combustion piston engines ; of an 10,000 kVA < output < 12,500 kVA	80.000	200.645	57.983	253.406
85023920	Other generating sets ; other of an output exceeding 10 kVA but not exceeding 10,000 kVA	-	26	-	1.912
85023939	Other generating sets; other than wind-powered; of an 10.000 kVA < output <= 12.500 kVA	-	2.761	-	32.192
85024000	Electric rotary converters	-	80	-	12.019
85030020	Parts of generators (including generating sets) of heading 8501 or 8502, of an output of 12,500 kVA or more	-	3.418	-	925.973
85030090	Other parts suitable for use solely or principally with the machines of heading 8501 or 8502	86.698	785.975	3.001.984	20.506.902
85041000	Ballasts for discharge lamps or tubes	229	627	1.613	3.668
85042111	Instrument transformers with a power handling capacity <= 1 kVA and of a high side voltage of 110 kV or more; liquid dielectric transformers	6.956	46.236	95.324	687.502

Tabel 3 : Ekspor Indonesia menurut Komoditi (Kode HS 8 digit)

Juni 2023					
Kode H S	Uraian golongan barang	Berat bersih (Kg)		Nilai F.O.B. (U S \$)	
		Bulan ini	Kumulatif	Bulan ini	Kumulatif
(1)	(2)	(3)	(4)	(5)	(6)
85042119	Instrument transformers with a 1 kVa < power handling capacity <= 5 kVA and of a high side voltage of 110 kV or more; liquid dielectric transformers	625	99.349	16.890	3.085.574
85042193	Instrument transformers with a 5 kVa < power handling capacity <= 10 kVA and of a high side voltage of 66 kV or more, but less than 110 kV; liquid dielectric transformers	3.002	3.020	3.185	3.370
85042199	Instrument transformers with a 5 kVa < power handling capacity <= 10 kVA and of a high side voltage of less than 66 kV; liquid dielectric transformers	16.377	77.222	437.147	875.893
85042219	Liquid dielectric transformers; having a power handling capacity exceeding 650 kVA but not exceeding 10,000 kVA; of a high side voltage of less than 66 kV	16.400	31.011	9.145	88.375
85042292	Of a high side voltage of 110 kV or more parts and accessories of machines for sawing monocrystal semiconductor boules into slices, or wafers into chips	25.616	204.625	640.876	5.038.992
85042299	Liquid dielectric transformers; having a power handling capacity exceeding 650 kVA but not exceeding 10,000 kVA; other than step-voltage regulators; of a high side voltage of less than 66 kV	13.219	292.329	93.422	2.037.538
85042310	Parts and accessories having a power handling capacity not exceeding 15,000 kva	-	229.880	-	1.489.816
85042321	Not exceeding 20,000 kVA parts and accessories of machines for sawing monocrystal semiconductor boules into slices, or wafers into chips	106.769	205.013	1.395.788	2.257.761
85042322	Exceeding 20,000 kVA but not exceeding 30,000 kVA parts and accessories of machines for sawing monocrystal semiconductor boules into slices, or wafers into chips	39.877	174.011	405.771	1.897.833
85042329	Liquid dielectric transformers having a power handling capacity exceeding 15,000 kVA ; other than not exceeding 20,000 kVA and exceeding 20,000 kVA but not exceeding 30,000 kVA	232	2.951.540	10.047	38.743.095
85043111	With a voltage rating of 110 kV or more parts and accessories of machines for sawing monocrystal semiconductor boules into slices, or wafers into chips	1.665	21.693	37.079	675.153
85043112	With a voltage rating of 66 kV or more, but less than 110 kV parts and accessories of machines for sawing monocrystal semiconductor boules into slices, or wafers into chips	-	286	-	2.010
85043113	With a voltage rating of 1 kV or more, but less than 66 kV parts and accessories of machines for sawing monocrystal semiconductor boules into slices, or wafers into chips	1.801	10.106	17.578	114.162
85043119	Other transformers instrument potential transformers other than with a voltage rating of 110 kV or more ; 66 kV or more but less than 110 kV and 1 kV or more but less than 66 kV	7.061	21.836	65.224	605.353
85043121	Other transformers instrument current transformers ; Ring type current transformers with a voltage rating not exceeding 220 kV	912	12.488	8.536	535.968
85043122	Other transformers instrument current transformers ; other than Ring type current transformers with a voltage rating not exceeding 220 kV	323	805	1.072	7.537
85043124	With a voltage rating of 1 kV or more, but less than 66 kV parts and accessories of machines for sawing monocrystal semiconductor boules into slices, or wafers into chips	17.455	63.666	244.430	874.310
85043129	Other transformers instrument current transformers ; other than with a voltage rating of 110 kV or more ; of 66 kV or more but less than 110 kV and of 1 kV or more but less than 66 kV	1.015	5.280	167.062	212.593
85043140	Parts and accessories intermediate frequency transformers	21.640	164.345	283.577	1.919.298
85043192	Other matching transformers parts and accessories of machines for sawing monocrystal semiconductor boules into slices, or wafers into chips	254	1.935	108.810	162.909

Tabel 3 : Ekspor Indonesia menurut Komoditi (Kode HS 8 digit)

Juni 2023

Kode H S	Uraian golongan barang	Berat bersih (Kg)		Nilai F.O.B. (U S \$)	
		Bulan ini	Kumulatif	Bulan ini	Kumulatif
		(1)	(2)	(3)	(4)
85043193	Step up/down transformers; slide regulators parts and accessories of machines for sawing monocrystal semiconductor boules into slices, or wafers into chips	186	4.135	3.998	98.626
85043199	Other transformers otherthan of a kind used with toys, scale models or similar recreational models ; other matching transformers and step up/down transformers ; slide regulators	29.795	244.900	775.753	5.131.591
85043211	Matching transformers parts and accessories of machines for sawing monocrystal semiconductor boules into slices, or wafers into chips	-	125	-	226
85043219	Other transformers instrument transformer (potential and current) of a power handling capacity not exceeding 5 kVA ; otherthan matching transformers	2	2	718	718
85043220	Parts and accessories other, of a kind used with toys, scale models or similar recreational models	-	384	-	3.073
85043399	Other transformers having a power handling capacity exceeding 16 kVA but not exceeding 500 kVA ; otherthan matching transformers	445	445	955	955
85043413	Other transformers having a power handling capacity exceeding 10,000 kVA and of a high side voltage of 66 kV or more ; otherthan matching transformers ; explosion proof dry type transformers	6.360	6.360	78.000	78.000
85043415	Explosion proof dry type transformers having a power handling capacity not exceeding 15,000 kVA	-	7.730	-	43.625
85043424	Other transformers of a high side voltage of 66 kV or more ; otherthan matching transformers ; explosion proof dry type transformers	26.295	224.537	459.783	3.907.727
85043426	Explosion proof dry type transformers having a power handling capacity exceeding 15,000 kVA	8	8	469	469
85043429	Other transformers having a power handling capacity exceeding 15,000 kVA ; otherthan matching transformers ; explosion proof dry type transformers	-	7.484	-	102.876
85044011	Parts and accessories uninterruptible power supplies (ups)	395	51.398	6.896	162.013
85044019	Static converters Inverters ; for automatic data processing machines and units thereof and telecommunications apparatus otherthan uninterruptible power supplies (UPS)	31.380	221.238	1.812.849	12.024.959
85044020	Static converters battery chargers having a rating exceeding 100 kVA	4.198	36.016	78.796	674.446
85044030	Static converters other rectifiers	5.060	34.707	439.945	3.838.810
85044040	Static converters Inverters	74.499	376.927	2.762.345	13.907.451
85044090	Other static converters other than of subheading 85044011, 85044019, 85044020, 85044030, 85044040	675.014	4.153.363	23.629.566	147.554.371
85045010	Inductors for power supplies for automatic data processing machines and units thereof, and for telecommunications apparatus	146.018	791.890	5.331.926	32.055.007
85045020	Chip type fixed inductors	4.972	39.978	1.174.478	8.550.345
85045093	Parts and accessories having a power handling capacity not exceeding 2,500 kva	809	22.565	78.717	957.319
85045094	Parts and accessories having a power handling capacity exceeding 2,500 kva but not exceeding 10,000 kva	-	733	-	18.100
85045095	Parts and accessories having a power handling capacity exceeding 10,000 kva	-	636	-	19.997
85049010	Parts of goods of subheading 850410	1	106.369	5	118.143
85049020	Printed circuit assemblies for the goods of subheading 85044011, 85044019 or 85045010	201	215	19	1.579
85049039	Parts for electrical transformers of a capacity not exceeding 10000 kVA other than subheading 85049041	203	785	2.647	24.895
85049041	Radiator panels; flat tube radiator assemblies of a kind used for distribution and power transformers for electrical transformers of a capacity exceeding 10,000 kVA	92	6.264	5.935	37.485
85049049	Parts for electrical transformers of a capacity exceeding 10000 kVA other than subheading 85049049	-	37	-	1.325

Tabel 3 : Ekspor Indonesia menurut Komoditi (Kode HS 8 digit)

Juni 2023

Kode H S	Uraian golongan barang	Berat bersih (Kg)		Nilai F.O.B. (U S \$)	
		Bulan ini	Kumulatif	Bulan ini	Kumulatif
(1)	(2)	(3)	(4)	(5)	(6)
85049090	Other parts of electrical transformers, static converters and inductors	103.742	420.972	1.800.483	9.758.650
85051100	Permanent magnets and articles intended to become permanent magnets after magnetisation of metal	212.575	1.310.466	1.880.468	11.063.916
85051900	Permanent magnets and articles intended to become permanent magnets after magnetisation of other than metal	15.938	43.689	24.130	273.202
85052000	Electro-magnetic couplings, clutches and brakes	10.937	45.559	166.111	711.583
85059010	Electro-magnets of a kind used solely or principally for magnetic resonance imaging apparatus other than electromagnets of heading 9018	2.624	12.056	43.411	222.113
85059020	Electro-magnetic lifting heads	333	333	431	431
85059090	Other electro-magnets, including parts	93.835	450.038	1.084.018	5.168.890
85061011	Primary cells and primary batteries; manganese dioxide; having an external volume <= 300 cm3; zinc-carbon	1.503.724	8.787.401	6.807.748	37.966.881
85061012	Primary cells and primary batteries; manganese dioxide; having an external volume <= 300 cm3; alkaline	1.397.499	8.002.955	9.051.052	51.258.318
85061019	Primary cells and primary batteries; manganese dioxide; having an external volume <= 300 cm3; other than zinc-carbon/alkaline	1.006.715	5.435.641	4.158.844	23.396.447
85061099	Primary cells and primary batteries; manganese dioxide; having an external volume > 300 cm3; other than zinc-carbon	2.705	19.154	32.183	116.295
85063000	Primary cells and primary batteries; mercuric oxide	700	2.989	6.350	40.987
85064000	Primary cells and primary batteries; silver oxide	2.989	24.523	717.101	5.989.666
85065000	Primary cells and primary batteries; lithium	248.178	1.457.705	16.062.674	93.695.859
85066090	Primary cells and primary batteries; air-zinc; having an external volume > 300 cm3	2.432	96.611	3.559	108.029
85068030	Other primary cells and primary batteries; having an external volume <= 300 cm3	-	180	-	2.474
85068090	Other primary cells and primary batteries; having an external volume > 300 cm3	43.045	311.294	3.184.038	17.644.050
85069000	Parts of primary cells and primary batteries	77.048	387.309	1.278.094	6.965.701
85071010	Lead-acid, used for starting piston engines; used for aircraft	-	1.276	-	23.143
85071092	Lead-acid, used for starting piston engines; other than for aircraft; nominal voltage of 6 V or 12 V, with a discharge capacity <= 200 Ah; of a height (excluding terminals and handles) <= 13 cm	5.017	24.728	36.258	174.494
85071095	Lead-acid, used for starting piston engines; other than for aircraft; nominal voltage of 6 V or 12 V, with a discharge capacity <= 200 Ah; 13 < height (excluding terminals and handles) <= 23 cm	182.602	1.063.918	511.522	2.937.652
85071096	Lead-acid, used for starting piston engines; other than for aircraft; nominal voltage of 6 V or 12 V, with a discharge capacity <= 200 Ah; of a height (excluding terminals and handles) > 23 cm	508.382	3.942.969	1.290.397	9.935.880
85071097	Lead-acid, used for starting piston engines; other than for aircraft; nominal voltage of 6 V or 12 V, with a discharge capacity > 200 Ah; of a height (excluding terminals and handles) <= 13 cm	70.075	368.855	418.566	2.186.985
85071098	Lead-acid, used for starting piston engines; other than for aircraft; nominal voltage of 6 V or 12 V, with a discharge capacity > 200 Ah; 13 < height (excluding terminals and handles) <= 23 cm	-	103	-	462
85071099	Lead-acid, used for starting piston engines; other than for aircraft; nominal voltage of 6 V or 12 V, with a discharge capacity > 200 Ah; of a height (excluding terminals and handles) > 23 cm	1.596.845	8.989.276	4.544.561	26.416.943
85072010	Other lead-acid accumulators; used for aircraft	-	152	-	3.819
85072094	Other lead-acid accumulators; other than for aircraft; nominal voltage of 6 V or 12 V, with a discharge capacity <= 200 Ah; of a height (excluding terminals and handles) <= 13 cm	-	28.709	-	83.260

Tabel 3 : Ekspor Indonesia menurut Komoditi (Kode HS 8 digit)

Juni 2023

Kode H S	Uraian golongan barang	Berat bersih (Kg)		Nilai F.O.B. (U S \$)	
		Bulan ini	Kumulatif	Bulan ini	Kumulatif
(1)	(2)	(3)	(4)	(5)	(6)
85072095	Other lead-acid accumulators; other than for aircraft; nominal voltage of 6 V or 12 V, with a discharge capacity <= 200 Ah; 13 < height (excluding terminals and handles) <= 23 cm	288.772	1.181.059	774.822	3.314.375
85072098	Other lead-acid accumulators; other than for aircraft; nominal voltage of 6 V or 12 V, with a discharge capacity > 200 Ah; 13 < height (excluding terminals and handles) <= 23 cm	1	1	15.153	15.153
85072099	Other lead-acid accumulators; other than for aircraft; nominal voltage of 6 V or 12 V, with a discharge capacity > 200 Ah; of a height (excluding terminals and handles) > 23 cm	49	63.823	20.850	124.909
85073010	Nickel-cadmium; used for aircraft	51	53	8.420	8.868
85073090	Nickel-cadmium; used other than for aircraft	1.835	18.801	5.408	25.226
85075090	Nickel-metal hydride; used other than for aircraft/vehicles in Chapter 87	187	2.044	12.261	92.967
85076031	Lithium-ion battery pack; used for laptops including notebooks and subnotebooks	1.358	6.393	576.200	1.876.979
85076033	Lithium-ion battery pack; used for vehicles in Chapter 87	-	1.671	-	41.295
85076039	Lithium-ion battery pack; used other than for laptops including notebooks and subnotebooks/aircraft/vehicles in Chapter 87	33	82	135	343
85076090	Lithium-ion other than battery pack	44.132	71.540	126.881	467.209
85078019	Other accumulators; used for aircraft; other than nickel-iron	3.902	4.627	1.930	2.485
85078020	Other accumulators; used for laptops including notebooks and subnotebooks	3.526	4.139	12.045	35.276
85078091	Other accumulators; used for aircraft/laptops including notebooks and subnotebooks; nickel-iron	-	1	-	341
85078099	Other accumulators; used for aircraft/laptops including notebooks and subnotebooks; other than nickel-iron	327.679	1.409.505	2.671.311	14.449.322
85079011	Parts of electric accumulators; plates; of goods of subheading 85071092, 85071095, 85071096, 85071097, 85071098 or 85071099	-	481	-	768
85079019	Parts of electric accumulators; plates; other than of goods of subheading 85071092/85071095/85071096/85071097/85071098/85071099/used for aircraft	-	471.304	-	1.566.625
85079092	Parts of electric accumulators; other than plates; battery separators, ready for use, of materials other than poly(vinyl chloride)	332.724	2.604.761	1.237.351	9.697.859
85079093	Parts of electric accumulators; other than plates; of goods of subheading 85071092, 85071095, 85071096, 85071097, 85071098 or 85071099	67	514	630	4.815
85079099	Parts of electric accumulators; other than plates	19.989	135.137	71.257	465.760
85081100	Vacuum cleaners; with self-contained electric motor; of a power <= 1,500 W and having a dust bag or other receptacle capacity not exceeding 20 l	1.217.099	5.591.808	8.609.363	35.400.098
85081910	Vacuum cleaners; with self-contained electric motor; of a kind suitable for domestic use	384	1.254	9.759	17.289
85081990	Vacuum cleaners; with self-contained electric motor; not suitable for domestic use	12	262	44	3.328
85086000	Other vacuum cleaners	44	17.730	381	179.197
85087010	Parts of vacuum cleaners of subheading 85081100 or 85081910	-	2.379	-	17.740
85087090	Parts of vacuum cleaners other than subheading 85081100 or 85081910	8.458	107.076	61.649	694.354
85094000	Food grinders and mixers; fruit or vegetable juice extractors	10.439	138.475	59.057	622.810
85098010	Floor polishers	3.299	4.513	10.397	12.456
85098020	Kitchen waste disposers	-	7	-	30
85098090	Electro-mechanical domestic appliances; other than floor polishers/kitchen waste disposers	162.490	725.857	7.747.376	33.274.812
85099010	Parts of floor polishers	3.897	12.964	22.572	110.456

Tabel 3 : Ekspor Indonesia menurut Komoditi (Kode HS 8 digit)

Juni 2023

Kode H S	Uraian golongan barang	Berat bersih (Kg)		Nilai F.O.B. (U S \$)	
		Bulan ini	Kumulatif	Bulan ini	Kumulatif
(1)	(2)	(3)	(4)	(5)	(6)
85099090	Parts of electro-mechanical domestic appliances other than floor polishers	9.873	63.505	413.805	1.694.106
85101000	Shavers	264.525	1.258.402	12.189.801	60.451.994
85102000	Hair clippers	266.890	1.330.514	8.229.819	43.127.253
85103000	Hair-removing appliances	-	0	-	46
85109000	Parts of shavers, hair clippers and hair-removing appliances, with self-contained electric motor	24.512	298.043	455.873	4.173.498
85111020	Sparkling plugs suitable for motor vehicles engines	9.267	101.156	151.179	1.648.333
85111090	Sparkling plugs suitable for other than aircraft/motor vehicle engines	79.968	400.340	2.868.048	12.967.703
85112010	Ignition magnetos; magneto-dynamos; magnetic flywheels; suitable for aircraft engines	500	1.500	1.870	5.530
85112021	Ignition magnetos; magneto-dynamos; magnetic flywheels; suitable for motor vehicle engines; unassembled	88	98.020	4.008	1.273.739
85112029	Ignition magnetos; magneto-dynamos; magnetic flywheels; suitable for motor vehicle engines; assembled	26.573	190.687	512.729	2.753.226
85112099	Ignition magnetos; magneto-dynamos; magnetic flywheels; suitable for other than aircraft/motor vehicle engines; assembled	49.907	165.417	346.787	952.105
85113030	Distributors; ignition coil; suitable for aircraft engines	2	362	88	210
85113041	Distributors; ignition coil; suitable for motor vehicle engines; unassembled	302	4.345	13.223	195.542
85113049	Distributors; ignition coil; suitable for motor vehicle engines; assembled	5.807	49.373	171.801	1.197.405
85113091	Distributors; ignition coil; suitable for other than aircraft/motor vehicle engines; unassembled	166	969	4.193	23.672
85113099	Distributors; ignition coil; suitable for other than aircraft/motor vehicle engines; assembled	428	8.286	4.295	158.987
85114010	Starter motors and dual purpose starter-generators; used for aircraft engines	-	14	-	1.141
85114021	Other unassembled starter motors for engines of vehicles of heading 8702/8703/8704/8705	-	129	-	4.512
85114029	Other unassembled starter motors for engines of vehicles other than heading 8702/8703/8704/8705	59	495	818	9.346
85114031	Assembled starter motors for engines of vehicles of headings 8701	2	34	12	3.215
85114032	Assembled starter motors for engines of vehicles of headings 8702/8703/8704	79.550	469.856	1.065.397	5.985.695
85114091	Dual purposes starter-generators for engines of vehicles of heading 8702/8703/8704/8705	5	5	316	316
85114099	Dual purposes starter-generators for engines of vehicles other than heading 8702/8703/8704/8705	168.558	967.398	1.950.298	11.129.481
85115010	Other generators used for aircraft engines	8	8	100	100
85115021	Other unassembled alternators for engines of vehicles of heading 8702/8703/8704/8705	18	32	591	2.292
85115029	Other unassembled alternators for engines of vehicles other than heading 8702/8703/8704/8705	1.221	2.779	5.104	10.008
85115032	Assembled alternators for engines of vehicles of heading 8702/8703/8704	74.503	357.186	875.451	4.381.291
85115091	Other generators for engines of vehicles of heading 8702/8703/8704/8705	1.059	14.834	19.841	231.362
85115099	Other generators for engines of vehicles other than heading 8702/8703/8704/8705	3.327	9.200	10.267	67.602
85118020	Other equipment used for motor vehicles engines	15.360	82.579	100.896	733.257
85118090	Other equipment used for other than aircraft or motor vehicles engines	3.725	16.677	76.535	353.582
85119010	Parts of electrical ignition/starting equipment/generators; used for aircraft engines	45	453	1.062	39.024
85119020	Parts of electrical ignition/starting equipment/generators; suitable for motor vehicles engines	153.037	979.003	1.991.816	11.923.012
85119090	Parts of electrical ignition/starting equipment/generators; other than for aircraft/motor vehicles engines	1.174	18.352	26.709	78.011

Tabel 3 : Ekspor Indonesia menurut Komoditi (Kode HS 8 digit)

Juni 2023					
Kode H S	Uraian golongan barang	Berat bersih (Kg)		Nilai F.O.B. (U S \$)	
		Bulan ini	Kumulatif	Bulan ini	Kumulatif
(1)	(2)	(3)	(4)	(5)	(6)
85121000	Lighting or visual signalling equipment of a kind used on bicycles	-	71	-	382
85122020	Unassembled lighting or visual signalling equipment	15.443	139.980	433.684	3.628.336
85122091	Assembled lighting or visual signalling equipment; for motorcycles	222.261	1.232.837	5.501.307	29.779.905
85122099	Assembled lighting or visual signalling equipment; other than for motorcycles	144.824	696.415	1.951.946	12.091.193
85123010	Horns and sirens, assembled	242.845	1.364.023	2.744.309	15.053.398
85123020	Unassembled sound signalling equipment	331	4.548	5.880	63.627
85123091	Assembled sound signalling equipment; obstacle detection (warning) devices for vehicles	548	1.771	43.875	140.717
85123099	Assembled sound signalling equipment; other than obstacle detection (warning) devices for vehicles	7.516	46.327	158.647	1.055.513
85124000	Windscreen wipers, defrosters and demisters	227.424	1.822.182	2.917.243	23.750.511
85129010	Parts of windscreen wipers/defrosters/demisters of goods subheading 851210	4.469	28.952	22.908	141.164
85129020	Parts of windscreen wipers/defrosters/demisters of goods subheading 851220/851230/851240	747.088	4.425.952	8.940.029	46.373.573
85131090	Portable electric lamps; other than miners' helmet lamps and quarrymen's lamps	3.313	29.803	136.866	948.209
85139030	Parts of flashlight reflectors; flashlight switch slides of plastics	-	1.281	-	9.943
85139090	Parts of other portable electric lamps	8.744	63.777	8.450	102.440
85141100	Hot isostatic presses	-	2.753	-	31.671
85141900	Resistance heated furnaces and ovens; other than hot isostatic presses	211	411	2.261	3.061
85142020	Electric furnaces or ovens for the manufacture of printed circuit boards/printed wiring boards or printed circuit assemblies	-	2.865	-	12.000
85142090	Furnaces and ovens functioning by induction or dielectric loss; other than electric furnaces or ovens for the manufacture of printed circuit boards/printed wiring boards or printed circuit assemblies	579	1.743	6.610	10.976
85143190	Electron beam furnaces other than for the manufacture of printed circuit boards/printed wiring boards or printed circuit assemblies	-	17.345	-	81.946
85144000	Other equipment for the heat treatment of materials by induction or dielectric loss	241	255	2.099	4.769
85149090	Parts of other equipment for the heat treatment of materials by induction or dielectric loss	-	582	-	12.432
85151100	Soldering irons and guns	-	6.380	-	16.135
85151911	Wave soldering machines	-	20	-	1.158
85151919	Other machines and apparatus for soldering components on printed circuit boards/printed wiring boards :	-	740	-	17.359
85151990	Other brazing or soldering machines and apparatus	62.575	64.251	120.424	131.396
85152100	Machines and apparatus for resistance welding of metal; fully or partly automatic	-	14	-	180
85152900	Machines and apparatus for resistance welding of metal; non-automatic	13.351	23.457	1.260.210	1.376.141
85153100	Machines and apparatus for arc (including plasma arc) welding of metals; fully or partly automatic	189	27.025	8.732	834.265
85153910	AC arc welders, transformer type	1.720	1.735	47.798	47.818
85153990	Machines and apparatus for arc (including plasma arc) welding of metals; non-automatic	-	15.970	-	294.744
85158010	Electric machines and apparatus for hot spraying of metals or sintered metal carbides	301	2.381	120.000	805.836
85158090	Other machines and apparatus	190	1.385	3.210	66.441
85159010	Parts of AC arc welders, transformer type	261	4.090	12.114	62.494
85159021	Parts of wave soldering machines	-	22	-	1.104
85159029	Parts of machines and apparatus for soldering components on printed circuit boards/printed wiring boards; other than parts of wave soldering machines	1.968	2.136	153.074	157.869

Tabel 3 : Ekspor Indonesia menurut Komoditi (Kode HS 8 digit)

Juni 2023

Kode H S	Uraian golongan barang	Berat bersih (Kg)		Nilai F.O.B. (U S \$)	
		Bulan ini	Kumulatif	Bulan ini	Kumulatif
(1)	(2)	(3)	(4)	(5)	(6)
85159090	Other parts of machines and apparatus for soldering components on printed circuit boards/printed wiring boards	4.424	43.648	90.883	3.768.467
85161011	Water dispenser fitted only with water heater, for domestic use	3.933	33.278	36.809	104.033
85161019	Water dispenser fitted only with water heater; other than for domestic use	1.650	12.941	42.651	301.225
85161030	Immersion heaters	4	229	20	4.713
85162100	Storage heating radiators	-	1.508	-	1.295
85162900	Other electric space heating apparatus and electric soil heating apparatus	28.666	175.797	270.624	1.818.187
85163100	Hair dryers	33	9.111	190	7.717
85163200	Other hair-dressing apparatus	63	1.012	276	3.892
85163300	Hand-drying apparatus	-	14	-	949
85164010	Electric smoothing irons; of a kind designed to use steam from industrial boilers	457	560	4.952	5.102
85164090	Other electric smoothing irons	666.534	3.158.749	9.880.466	45.546.347
85165000	Microwave ovens	40.408	115.562	731.162	1.687.891
85166010	Rice cookers	20.296	93.679	106.350	454.176
85166090	Other ovens; cookers, cooking plates, boiling rings, grillers and roasters :	206.424	565.086	1.361.696	3.778.045
85167100	Coffee or tea makers	1.516.590	5.724.700	22.433.029	81.256.403
85167200	Toasters	86	1.095	1.802	8.179
85167910	Kettles	135	310	2.397	3.308
85167990	Other electro-thermic appliances	9.242	106.604	275.174	3.059.758
85168010	Electric heating resistors for type-founding or type-setting machines; for industrial furnaces	-	162	-	9.540
85168030	Electric heating resistors for domestic appliances	515	1.612	2.161	10.501
85168090	Other electric heating resistors	477	2.691	45.523	220.630
85169021	Sealed hotplates for domestic appliances	-	0	-	33
85169029	Other parts of goods of subheading 851633, 851650, 851660, 851671or 85167910 :	66	40.168	355	1.979.606
85169040	Parts of electric heating resistors for type-founding or type-setting machines	-	3	-	114
85169090	Other parts of electric heater appliances	38.240	595.362	618.771	7.371.469
85171100	Line telephone sets with cordless handsets	43.753	169.367	1.118.534	4.204.199
85171300	Smartphones	22.985	257.497	18.806.012	152.604.795
85171400	Other telephones for cellular networks or for other wireless networks	617	16.712	36.251	967.006
85171800	Other telephone sets	21.111	70.080	760.339	4.586.297
85176100	Base stations	1.476	3.136	862.376	892.266
85176210	Radio transmitters and radio receivers of a kind used for simultaneous interpretation at multilingual conferences	6.491	47.862	94.260	1.099.774
85176230	Telephonic or telegraphic switching apparatus	39.649	341.417	10.661.374	65.164.867
85176241	Modems including cable modems and modem cards	1.037.005	4.921.214	104.580.257	542.588.396
85176242	Concentrators or multiplexers	614	1.079	50.455	56.560
85176243	Control and adaptor units, including gateways, bridges, routers and other similar apparatus designed only for connection with automatic data processing machines of heading 8471	194.612	1.133.687	28.457.100	148.758.609
85176249	Other apparatus for carrier-current line systems or for digital line systems	377.371	1.578.144	47.851.268	219.893.197
85176251	Wireless LANs	511	5.149	720.395	4.062.350
85176252	Transmission and reception apparatus of a kind used for simultaneous interpretation at multilingual conferences	1	17	15	4.466
85176253	Other transmission apparatus incorporating reception apparatus for radio-telephony or radio- telegraphy	1.720	3.538	210.021	436.045
85176259	Other transmission apparatus incorporating reception apparatus other than of subheading 85176251, 85176252, 85176253, 85176259	544	15.798	114.390	1.886.094
85176261	Other transmission apparatus for radio-telephony or radio- telegraphy	-	17.748	-	248.047

Tabel 3 : Ekspor Indonesia menurut Komoditi (Kode HS 8 digit)

Juni 2023

Kode H S	Uraian golongan barang	Berat bersih (Kg)		Nilai F.O.B. (U S \$)	
		Bulan ini	Kumulatif	Bulan ini	Kumulatif
		(1)	(2)	(3)	(4)
85176269	Other transmission apparatus other than for radio-telephony or radio-telegraphy	88	3.480	49.609	3.003.422
85176291	Portable receivers for calling, alerting or paging and paging alert devices, including pagers	-	1.703	-	92.119
85176292	Portable receivers for radio-telephony or radio-telegraphy	-	233	-	4.884
85176299	Other portable receivers	124.750	554.446	10.595.383	78.589.966
85176900	Other apparatus for transmission or reception of voice, images or other data	4.895	35.776	962.376	6.412.821
85177100	Aerials and aerial reflectors of all kinds; parts suitable for use therewith	749	28.222	46.652	8.038.500
85177910	Parts of control and adaptor units including gateways, bridges and routers	19.179	115.046	2.959.368	21.993.254
85177921	Parts of transmission apparatus, oth than radio-broadcasting or TV transmission apparatus, or of portable receivers for calling, alerting/paging & paging alert devices; of cellular telephones	98.171	256.700	1.387.244	10.203.018
85177929	Parts of transmission apparatus, oth than radio-broadcasting or TV transmission apparatus, or of portable receivers for calling, alerting/paging & paging alert devices; oth than of cellular telephones	847	30.198	66.546	917.828
85177931	Other printed circuit boards, assembled; of goods for line telephony or line telegraphy	576	4.444	152.576	421.062
85177932	Other printed circuit boards, assembled; of goods for radio-telephony or radio-telegraphy	3	5	1.465	3.065
85177939	Other printed circuit boards, assembled; other than of goods for line/radio-telephony or line/radio-telegraphy	1.960	26.689	1.064.077	1.388.872
85177991	Other printed circuit boards, unassembled; of goods for line telephony or line telegraphy	735	4.660	1.365	16.305
85177992	Other printed circuit boards, unassembled; of goods for radio-telephony or radio-telegraphy	1.494	1.734	177.358	184.789
85177999	Other printed circuit boards, unassembled; other than of goods for line/radio-telephony or line/radio-telegraphy	12.651	93.768	338.445	3.083.179
85181011	Microphones having a frequency range of 300 Hz to 3,400 Hz, with a diameter not exceeding 10 mm and a height not exceeding 3 mm, for telecommunication use	0	37	12	471
85181019	Other microphones, whether or not with their stands	3.514	17.118	122.593	785.693
85181090	Microphone stands	97	12.949	18.356	239.388
85182110	Single loudspeakers, mounted in their enclosures; box speaker type	233.878	1.331.243	2.312.220	13.420.239
85182190	Single loudspeakers, mounted in their enclosures; other than box speaker type	151.022	703.324	962.011	4.726.048
85182210	Multiple loudspeakers, mounted in the same enclosure; box speaker type	221.706	1.573.011	2.765.423	21.902.721
85182290	Multiple loudspeakers, mounted in the same enclosure; other than box speaker type	50.974	170.685	529.909	1.783.325
85182920	Loudspeakers, without enclosure, having a frequency range of 300 Hz to 3,400 Hz, with a diameter not exceeding 50 mm, for telecommunication use	7.504	25.242	56.185	450.493
85182990	Loudspeakers, without enclosure, having a frequency range of 300 Hz to 3,400 Hz, with a diameter exceeding 50 mm, for telecommunication use	948.901	3.854.649	6.698.048	27.494.758
85183010	Headphones	130	1.428	5.407	51.034
85183020	Earphones	3.443	11.241	104.905	763.278
85183040	Line telephone handsets	3.615	39.931	139.199	1.644.898
85183059	Other combined microphone/speaker sets; for goods other than subheading 85171300 and 85171400	39	75	546	4.096
85183090	Other than headphones/earphones/line telephone handsets/commbined microphone and speaker sets	2.657	39.191	114.839	1.667.241
85184020	Audio-frequency electric amplifiers; used as repeaters in line telephony	6.634	46.606	361.114	2.448.765
85184090	Other audio-frequency electric amplifiers	195.544	965.805	2.116.252	10.704.041

Tabel 3 : Ekspor Indonesia menurut Komoditi (Kode HS 8 digit)

Juni 2023

Kode H S	Uraian golongan barang	Berat bersih (Kg)		Nilai F.O.B. (U S \$)	
		Bulan ini	Kumulatif	Bulan ini	Kumulatif
		(1)	(2)	(3)	(4)
85185010	Electric sound amplifier sets; having a power rating of 240 W or more	29.630	162.067	416.051	2.575.064
85185020	Electric sound amplifier sets with loudspeakers, of a kind suitable for broadcasting, having a voltage rating of 50 V or more but not exceeding 100 V	49	51	205	455
85185090	Other electric sound amplifier sets	36.789	154.051	1.536.685	8.293.334
85189010	Parts of goods of subheading 85181011, 85182920, 85183040 or 85184020, including printed circuit assemblies	6	17	613	1.946
85189020	Parts of goods of subheading 85184040	62	1.331	65.405	1.009.261
85189030	Parts of goods of subheading 851821 or 851822	27.318	56.136	410.214	1.676.496
85189040	Parts of goods of subheading 85182990	8	27	76	2.318
85189090	Other parts of microphones&stands therefor; loudspeakers; headphones&earphones, and sets consisting of a microphone&loudspeakers; audio-frequency electric amplifiers; electric sound amplifier sets	58.119	168.337	1.456.483	5.831.865
85192010	Apparatus for sound recording or reproducing operated by coins, tokens, disc operated record players	4	38	1.682	4.588
85192090	Apparatus for sound recording or reproducing operated by banknotes, bank cards.	3	76	75	1.716
85193000	Turntables (record-decks)	49	271	1.343	8.717
85198110	Pocket-size cassette recorders, the dimensions of which do not exceed 170 mm x 100 mm x 45 mm	-	2	-	10
85198120	Cassette recorders, with built-in amplifiers and one or more built-in loudspeakers, operating only with an external source of power	-	953	-	8.454
85198130	Compact disc players	286	748	16.457	33.708
85198149	Transcribing machines; other than for cinematography or broadcasting	19	164	2.040	22.144
85198150	Dictating machines not capable of operating without an external source of power	-	202	-	26.929
85198161	Magnetic tape recorders incorporating sound reproducing apparatus, digital audio type; suitable for cinematography or broadcasting	23	23	98	98
85198162	Telephone answering machines	0	0	3	3
85198169	Other magnetic tape recorders incorporating sound reproducing apparatus, digital audio type	-	663	-	645
85198179	Other sound reproducing apparatus, cassette type; other than for cinematography or broadcasting	1	28	5	166
85198910	Cinematographic sound reproducers	-	1	-	10
85198920	Record-players with or without loudspeakers	-	3	-	22
85198940	Other sound reproducing apparatus	-	58	-	1.410
85198990	Sound recording or reproducing apparatus n.e.c. in heading 8519	-	218	-	9.665
85211090	Magnetic tape-type; ther than used in cinematography or television broadcasting	31	238	16.953	19.051
85219019	Laser disc players; other than used in cinematography or television broadcasting	2.782	12.597	86.294	551.844
85219091	Video recording or reproducing apparatus, whether or not incorporating a video tuner, of a kind used in cinematography or tv broadcasting; other than laser disc	-	163	-	975
85219099	Video recording or reproducing apparatus, whether or not incorporating a video tuner n.e.c. in heading 8521	5	180	299	3.037
85221000	Pick-up cartridges	4.819	26.885	355.356	1.542.751
85229030	Printed circuit board assemblies for cinematographic sound recorders or reproducers	20	20.076	173	75.202
85229040	Audio or video tapedecks and compact disc mechanisms	639	2.936	5.246	29.673
85229050	Audio or video reproduction heads, magnetic type; magnetic erasing heads and rods	339	550	5.698	20.586
85229091	Parts and accessories for cinematographic sound recorders or reproducers other than pick-up cartridges or PCB	24.917	149.526	11.346.822	74.145.444
85229093	Other parts and accessories for goods of subheading 851981 or heading 8521	9	176	50	172

Tabel 3 : Ekspor Indonesia menurut Komoditi (Kode HS 8 digit)

Juni 2023					
Kode H S	Uraian golongan barang	Berat bersih (Kg)		Nilai F.O.B. (U S \$)	
		Bulan ini	Kumulatif	Bulan ini	Kumulatif
(1)	(2)	(3)	(4)	(5)	(6)
85229099	Other parts and accessories suitable for use solely or principally with the apparatus of heading 8519	10.770	61.731	548.080	2.352.202
85232110	Magnetic media; cards incorporating a magnetic stripe; unrecorded	54	380	828	8.706
85232190	Magnetic media; cards incorporating a magnetic stripe; recorded	127	599	4.473	38.611
85232911	Magnetic media; computer tapes; of a width <= 4mm; unrecorded	-	5	-	16
85232919	Magnetic media; other than computer tapes; of a width <= 4mm; unrecorded	12.278	81.156	91.303	658.771
85232929	Magnetic media; other than video tapes; of a width <= 4mm; recorded	5	16	35	998
85232939	Magnetic media; other than computer & video tapes; of a 4mm < width <= 65mm; unrecorded	15	21	15	54
85232943	Magnetic media; other video tapes; of a 4mm < width <= 65mm; recorded	-	10	-	2
85232949	Other magnetic tape; of a 4mm < width <= 65mm; recorded	28	54	489	1.102
85232961	Magnetic tape >65mm for reproducing representations of instructions,data,sound,image,recorded in a machine readable binary form,capable of being manipulated/providing interactivity to a user,of an automatic data; unrecorded	2	24	526	692
85232963	Magnetic tape > 65mm; other video tapes; unrecorded	-	36	-	3
85232971	Magnetic discs; unrecorded; computer hard disks and diskettes	47	451	10.013	90.699
85232979	Magnetic discs; unrecorded; other than computer hard disks and diskettes	42	2.329	493	3.977
85232981	Magnetic discs; recorded; used for reproducing phenomena other than sound or image; suitable for computer use	-	38	-	5.026
85232982	Magnetic discs; recorded; used for reproducing phenomena other than sound or image; not suitable for computer use	-	20	-	1.400
85232983	Recorded magnetic discs for reproducing representations of instructions, data, sound and image, recorded in a machine readable binary form, and capable of being manipulated or providing interactivity to a user, by means of an automatic data processing machine; proprietary format storage (recorded) media	-	1	-	10
85232991	Other unrecorded magnetic media of a kind suitable for computer use	-	10	-	10
85232993	Other recorded magnetic media for reproducing phenomena other than sound or image of a kind suitable for computer use	-	4	-	40
85232999	Other recorded magnetic media for other purpose	1	6	319	349
85234110	Unrecorded optical media of a kind suitable for computer use	4	172	1.089	4.780
85234190	Unrecorded optical media of a kind not suitable for computer use	113	966	12.813	52.402
85234911	Of a kind used for reproducing phenomena other than sound or image parts and accessories of machines for sawing monocrystal semiconductor boules into slices, or wafers into chips	-	34	-	195
85234913	Disc for laser reading systems for reproducing sound only for other purpose other than for educational, technical, scientific, historical or cultural	61	295	4.357	20.662
85234914	Disc for laser reading systems for reproducing representations of instructions, data, sound and image, recorded in a machine readable binary form, and capable of being manipulated or providing interactivity to a user, by means of an automatic data processing machine; proprietary format storage (recorded) media	17	57	83	2.769

Tabel 3 : Ekspor Indonesia menurut Komoditi (Kode HS 8 digit)

Juni 2023					
Kode H S	Uraian golongan barang	Berat bersih (Kg)		Nilai F.O.B. (U S \$)	
		Bulan ini	Kumulatif	Bulan ini	Kumulatif
(1)	(2)	(3)	(4)	(5)	(6)
85234915	Oth discs for laser reading system,containing cinematographic movies oth than newsreels/travelogues/technical/scientific/other documentary movies	-	37	-	87.172
85234919	Disc for laser reading systems for other purpose	17	69	1.638	2.142
85234993	Oth recorded optical media for reproducing representations of instructions/data/sound/image,recorded in a machine readable binary form,capable of being manipulated or providing interactivity, of an auto data processing machine	-	312	-	7.202
85234999	Other recorded optical media for other purpose	11	168	1.316	14.581
85235111	Of a kind suitable for computer use parts and accessories of machines for sawing monocrystal semiconductor boules into slices, or wafers into chips	19	156	78.809	456.400
85235119	Unrecorded Solid-state non-volatile storage devices of a kind not suitable for computer use	26	207	12.618	70.747
85235121	Recorded Solid-state non-volatile storage devices for reproducing phenomena other than sound or image of a kind suitable for computer use	1	59	36	17.387
85235129	Recorded Solid-state non-volatile storage devices for reproducing phenomena other than sound or image of a kind not suitable for computer use	-	19	-	1.952
85235130	Recorded Solid-state non-volatile storage devices for reproducing representations of instructions, data, sound and image, recorded in a machine readable binary form, and capable of being manipulated or providing interactivity to a user, by means of an automatic data processing machine; proprietary format storage (recorded) media	172	245	97.073	128.984
85235199	Recorded Solid-state non-volatile storage devices for other purpose	14	69	4.890	10.815
85235200	Semiconductor media; "Smart cards"	15.076	121.962	2.323.842	12.148.204
85235910	Semiconductor media; proximity cards and tags	3.738	12.047	5.607	86.379
85235921	Semiconductor media; unrecorded; of a kind suitable for computer use	-	6	-	56.682
85235929	Semiconductor media; unrecorded; other than a kind suitable for computer use	-	7	-	19.536
85235930	Semiconductor media; recorded; of a kind used for reproducing phenomena other than sound or image	-	0	-	4
85235940	Semiconductor media; recorded; for reproducing representations of instructions/data/sound/image, recorded in a machine readable binary form, capable of being manipulated/providing interactivity to a user, of an automatic data processing machine; proprietary format storage media	-	0	-	238
85235990	Other semiconductor media	41	406	335	15.767
85238040	Gramophone records	4	24	160	272
85238051	Other media for recording of sound or of other phenomena, unrecorded, of a kind suitable for computer use	66	434	3.728	169.072
85238059	Other media for recording of sound or of other phenomena, unrecorded, of a kind not suitable for computer use	0	31	15	1.855
85238091	Parts and accessories of a kind used for reproducing phenomena other than sound or image	-	358	-	43.715
85238092	Oth media for recording of sound/phenomena,recorded,for reproducing representations of instructions/data/sound/image, recorded in a machine readable binary form, and capable of being manipulated or providing interactivity,of an auto data processing machine	60	62	663	784
85238099	Other media for recording of sound or of other phenomena for other purpose	37	2.876	2.096	188.711
85241100	Flat panel display modules of liquid crystals, whether or not incorporating touch-sensitive screens; without drivers or control circuits	1.514	4.277	102.535	402.942

Tabel 3 : Ekspor Indonesia menurut Komoditi (Kode HS 8 digit)

Juni 2023

Kode H S	Uraian golongan barang	Berat bersih (Kg)		Nilai F.O.B. (U S \$)	
		Bulan ini	Kumulatif	Bulan ini	Kumulatif
		(1)	(2)	(3)	(4)
85241200	Flat panel display modules of organic light-emitting diodes (OLED), whether or not incorporating touch-sensitive screens; without drivers or control circuits	-	14	-	7.289
85249100	Flat panel display modules of liquid crystals, whether or not incorporating touch-sensitive screens; with drivers or control circuits	1.574.993	5.789.366	24.705.979	87.301.553
85249200	Flat panel display modules of organic light-emitting diodes (OLED), whether or not incorporating touch-sensitive screens; with drivers or control circuits	84.071	429.721	5.427.555	24.280.746
85249900	Flat panel display modules of other than liquid crystal and OLED, whether or not incorporating touch-sensitive screens; with drivers or control circuits	11	125	2.377	6.407
85255000	Transmission apparatus for radio-broadcasting or television, not incorporating reception apparatus or sound recording or reproducing apparatus	33	248	1.005	13.237
85256000	Transmission apparatus for radio-broadcasting or television, incorporating reception apparatus or sound recording or reproducing apparatus	678	1.177	21.001	67.075
85258110	Video camera recorders; high-speed goods as specified in Subheading Note 1 to this Chapter	1.658	7.179	1.108.333	5.022.137
85258120	Television cameras; high-speed goods as specified in Subheading Note 1 to this Chapter	35	84	365	2.079
85258190	Digital cameras; high-speed goods as specified in Subheading Note 1 to this Chapter	1.940	22.432	41.778	955.997
85258210	Video camera recorders; radiation-hardened or radiation-tolerant goods as specified in Subheading Note 2 to this Chapter	5	115	0	4.528
85258220	Television cameras; radiation-hardened or radiation-tolerant goods as specified in Subheading Note 2 to this Chapter	7	7	35	35
85258290	Digital cameras; radiation-hardened or radiation-tolerant goods as specified in Subheading Note 2 to this Chapter	1	35	335	39.561
85258310	Video camera recorders; night vision goods as specified in Subheading Note 3 to this Chapter	195	255	328	2.238
85258320	Television cameras; night vision goods as specified in Subheading Note 3 to this Chapter	27	35	54	74
85258390	Digital cameras; night vision goods as specified in Subheading Note 3 to this Chapter	30	185	19.729	136.159
85258910	Video camera recorders; other than high-speed goods & radiation-hardened or radiation-tolerant goods & night vision goods as specified in Subheading Note 1-3 to this Chapter	37	3.703	15.368	169.320
85258920	Television cameras; other than high-speed goods & radiation-hardened or radiation-tolerant goods & night vision goods as specified in Subheading Note 1-3 to this Chapter	1.090	7.474	68.968	366.412
85258930	Web cameras	39.372	198.738	4.499.729	25.462.667
85258990	Digital cameras; other than high-speed goods & radiation-hardened or radiation-tolerant goods & night vision goods as specified in Subheading Note 1-3 to this Chapter	25.859	101.052	9.972.048	31.494.226
85261010	Radar apparatus, ground based, or of a kind for use in civil aircraft, or of a kind used solely on sea-going vessels	659	2.036	11.155	46.561
85261090	Radar apparatus of a kind used for military purpose	71	5.924	33.987	204.205
85269110	Radio navigational aid apparatus of a kind for use in civil aircraft, or of a kind used solely on sea-going vessels	11	24.608	118	2.761.444
85269190	Radio navigational aid apparatus, of a kind used for military purpose	30.542	202.300	2.993.774	21.284.216
85269200	Radio remote control apparatus	20.360	64.147	1.262.328	4.250.729
85271200	Pocket-size radio cassette-players	4.028	44.338	153.790	1.340.927

Tabel 3 : Ekspor Indonesia menurut Komoditi (Kode HS 8 digit)

Juni 2023					
Kode H S	Uraian golongan barang	Berat bersih (Kg)		Nilai F.O.B. (U S \$)	
		Bulan ini	Kumulatif	Bulan ini	Kumulatif
(1)	(2)	(3)	(4)	(5)	(6)
85271310	Portable radio-broadcast receivers capable of operating without an external source of power, combined with sound recording or reproducing apparatus; other than pocket-size radio cassette-players	55	205	225	2.344
85271390	Nonportable radio-broadcast receivers capable of operating without an external source of power; combined with sound recording or reproducing apparatus	2	16	4.919	5.041
85271920	Portable radio-broadcast receivers capable of operating without an external source of power, not combined with sound recording or reproducing; other than pocket-size radio cassette-player	38.425	188.372	646.676	3.302.915
85271990	Nonportable radio-broadcast receivers capable of operating without an external source of power, not combined with sound recording or reproducing	1.501	1.590	3.135	43.131
85272110	Radio-broadcast receivers combined with sound recording/reproducing apparatus, used in motor vehicles, capable of receiving & decoding digital radio data system signals	79.952	580.245	3.867.694	29.484.087
85272190	Radio-broadcast receivers combined with sound recording/reproducing apparatus, used in motor vehicles; not capable of receiving & decoding digital radio data system signals	7.717	103.261	321.550	5.623.846
85272900	Radio-broadcast receivers not capable of operating without an external source of power, used in motor vehicles, not combined with sound recording or reproducing apparatus	1.387	24.818	102.732	1.520.552
85279190	Nonportable radio-broadcast receivers not capable of operating without an external source of power, of a kind not used in motor vehicles, combined with sound recording or reproducing apparatus	-	90	-	10.977
85279290	Not mains operated radio-broadcast receivers not capable of operating without an external source of power, not combined with sound recording or reproducing apparatus but combined with a clock	-	1	-	48
85279990	Not mains operated reception apparatus for radio-broadcasting, not elsewhere classified in 8527	9	11	981	1.006
85284200	Cathode-ray tube monitors; capable of directly connecting to and designed for use with an automatic data processing machine of heading 8471	11	299	143	3.763
85284910	Colour cathode-ray tube monitors; not capable of directly connecting to and designed for use with an automatic data processing machine of heading 8471	4.151	35.245	12.927	258.010
85284920	Monochrome cathode-ray tube monitors; not capable of directly connecting to and designed for use with an automatic data processing machine of heading 8471	7	29	2.941	6.159
85285200	Monitors other than cathode-ray tube, capable of directly connecting to and designed for use with an automatic data processing machine of heading 8471	23.292	338.901	846.852	10.234.830
85285910	Colour monitors other than cathode-ray tube; not capable of directly connecting to and designed for use with an automatic data processing machine of heading 8471	123.039	846.176	6.033.974	38.750.736
85285920	Monochrome monitors other than cathode-ray tube; not capable of directly connecting to and designed for use with an automatic data processing machine of heading 8471	23	48	1.328	13.495
85286200	Projectors; capable of directly connecting to and designed for use with an automatic data processing machine of heading 8471	22	86	635	1.750
85286990	Projectors;not capable of directly connect & designed for use w/ an automatic data processing machine of heading 8471; having capability of projecting onto a screen diagonally measuring < 300 inches	1.242	11.340	29.129	124.153

Tabel 3 : Ekspor Indonesia menurut Komoditi (Kode HS 8 digit)

		Juni 2023			
Kode H S	Uraian golongan barang	Berat bersih (Kg)		Nilai F.O.B. (U S \$)	
		Bulan ini	Kumulatif	Bulan ini	Kumulatif
(1)	(2)	(3)	(4)	(5)	(6)
85287111	Mains operated set top boxes which have a communications function for television, not designed to incorporate a video display or screen	154.633	843.138	9.819.851	51.581.702
85287119	Not mains operated set top boxes which have a communications function for television, not designed to incorporate a video display or screen	28.003	359.406	3.806.988	43.471.889
85287191	Mains operated reception apparatus for television, not designed to incorporate a video display or screen, other than set top boxes which have a communications function	-	18.777	-	780.439
85287199	Not mains operated reception apparatus for television, not designed to incorporate a video display or screen, other than set top boxes which have a communications function	45	478	12.391	90.460
85287210	Battery operated monitors for colour television, designed to incorporate a video display or screen	-	104	-	1.405
85287292	Liquid crystal devices (LCD), light-emitting diodes (LED) and other flat panel display type for colour television; designed to incorporate a video display or screen	2.839.465	21.413.601	56.729.753	464.483.688
85287299	Monitors for colour television oth than cathode-ray tube, LCD, LED, and other flat panel display type; designed to incorporate a video display or screen	877	4.720	15.549	33.553
85287300	Monitors for monochrome television	284	12.400	32.659	454.731
85291021	Parabolic aerial reflector dishes for television reception and parts thereof	260	4.611	445	7.163
85291029	Parabolic aerial reflector dishes for direct broadcast multi- media systems other than for television reception, and parts thereof	1.773	14.522	211.757	1.470.713
85291030	Telescopic, rabbit and dipole antennae for television or radio receivers; parts suitable for use therewith	131.210	627.523	1.051.704	5.720.642
85291040	Aerial filters and separators; parts suitable for use therewith	195	209	3.367	3.820
85291060	Feed horns (wave guide) aerials; parts suitable for use therewith	-	19	-	6.890
85291093	Aerials & aerial reflectors oth than parabolic/telescopic/aerial filters & separators/feed horns, of a kind used with transmission apparatus for radio-broadcasting; parts suitable for use therewith	2.203	19.799	26.600	183.129
85291094	Aerials & aerial reflectors oth than parabolic/telescopic/aerial filters & separators/feed horns, of a kind used with transmission apparatus for television; parts suitable for use therewith	-	17	-	11.715
85291099	Aerials&aerial reflectors oth than parabolic/telescopic/aerial filter & separator/feed horn,used w/ transmission apparatus oth than for radio-broadcasting/television;parts suitable for use therewith	3.630	7.342	11.522	518.898
85299020	Parts of decoders	1.340	5.619	72.532	327.972
85299040	Parts of digital cameras or video camera recorders	424	1.969	21.384	196.586
85299051	Printed circuit boards, assembled; for goods of subheading 852550 or 852560	-	5	-	419
85299052	Printed circuit boards, assembled; for goods of subheading 852713, 852719, 852721, 852729, 852791 or 852799	59.245	389.345	2.253.015	15.947.522
85299053	Printed circuit boards, assembled, for flat panel displays	135.629	608.918	8.996.545	42.632.854
85299054	Printed circuit boards, assembled, for television receivers	11.140	44.538	7.650	62.884
85299055	Printed circuit boards, assembled; for goods of heading 8528; other than for flat panel displays or television receivers	-	485	-	10.251
85299059	PCB, assembled; other than for goods of subheading 852550,852560,852713,852719,852721,852729,852791,852799,8528	276	1.765	124.197	586.072
85299091	Parts for television receivers other than aerial and PCB	71.186	336.782	2.613.806	16.458.659
85299094	Parts for flat panel display other than aerial and PCB	502.973	3.558.350	3.739.848	38.533.914

Tabel 3 : Ekspor Indonesia menurut Komoditi (Kode HS 8 digit)

Juni 2023

Kode H S	Uraian golongan barang	Berat bersih (Kg)		Nilai F.O.B. (U S \$)	
		Bulan ini	Kumulatif	Bulan ini	Kumulatif
(1)	(2)	(3)	(4)	(5)	(6)
85299099	Parts suitable for use solely or principally with the apparatus of headings 8524 to 8528; other than aerials and PCB, not for television receivers or flat panel display	31.343	247.216	1.048.931	4.636.179
85308000	Electrical signalling, safety or traffic control equipment for roads, inland waterways, parking facilities, port installations or airfields (other than those of heading 8608)	-	652	-	5.449
85309000	Part of electrical signalling, safety or traffic control equipment for railways, tramways, roads, inland waterways, parking facilities, port installations or airfields (oth than heading 8608)	-	131	-	2.079
85311010	Burglar alarms	8.448	117.733	1.094.254	16.762.062
85311020	Fire alarms	-	96	-	548
85311030	Smoke alarms; portable personal alarms (shrill alarms)	7	57	1.748	6.187
85311090	Alarms except burglar or fire alarms or smoke alarm; portable personal alarm (shrill alarms)	26.616	203.200	1.262.041	8.524.268
85312000	Indicator panels incorporating liquid crystal devices (LCD) or light-emitting diodes (LED)	4.255	24.779	298.176	1.755.261
85318011	Eletronic door bells and other door sound signalling apparatus	0	5	62	122
85318019	Electronic bells and other sound signalling apparatus other than door bells	3.525	26.161	182.199	1.366.304
85318029	Flat panel displays (including electro-luminescence, plasma and other technologies) other than vacuum fluorescent display panels	2	6	909	2.042
85318090	Electric sound or visual signalling apparatus (bells, sirens), other than electronic bells or flat panel displays	40.171	350.018	1.164.806	8.946.890
85319010	Part of electric sound or visual signalling apparatus, including printed circuit assemblies of subheading 853120, 85318021 or 85318029	-	59	-	143
85319030	Part of electric sound signalling other than door bells or door sound signalling apparatus	-	27	-	245
85319090	Part of visual signalling apparatus	6.521	49.642	131.159	969.136
85321000	Electrical capacitors, fixed, designed for use in 50/60 Hz circuits and having a reactive power handling capacity of not less than 05 kvar (power capacitors)	638	19.681	5.833	91.414
85322100	Tantalum capacitors	11.623	62.844	11.743.260	55.804.368
85322200	Aluminium electrolytic capacitors	771.318	4.345.166	24.428.192	135.512.270
85322300	Ceramic dielectric, single layer capasitors	58.487	296.544	1.085.941	5.792.576
85322400	Ceramic dielectric, multilayer capacitors	1.551	7.414	52.473	585.311
85322500	Dielectric of paper or plastics capasitors	1.707	13.547	144.086	930.818
85322900	Electrical capacitors, fixed, other than tantalum or aluminium electrolytic or ceramic dielectric or dielectric of paper/plastics	154.617	509.451	11.388.414	58.861.221
85323000	Variable or adjustable (pre-set) capacitors	306	1.737	8.461	38.696
85329000	Parts of electrical capacitors, fixed, variable or adjustable (pre-set)	1	11.602	37	132.104
85331010	Electrical resistors, fixed carbon, composition or film type; surface mounted	30.364	185.946	350.932	2.953.516
85331090	Electrical resistors, fixed carbon, composition or film type; non surface mounted	28	152	2.887	65.053
85332100	Electrical resistors, fixed non carbon resistors; for a power handling capacity ≤ 20 W	212.819	1.231.867	9.246.479	49.675.164
85332900	Electrical resistors, fixed non carbon resistors; for a power handling capacity > 20 W	2.667	9.322	30.683	232.841
85333100	Wirewound variable resistors, including rheostats and potentiometers; for a power handling capacity ≤ 20 W	-	11	-	5.304
85333900	Wirewound variable resistors, including rheostats and potentiometers; for a power handling capacity > 20 W	-	1.336	-	1.804
85334000	Variable resistors other than wirewound, including rheostats and potentiometers	57.327	327.642	1.288.713	7.847.929
85339000	Parts electrical resistors (including rheostats and potentiometers), other than heating resistors.	196	1.257	83.313	556.679

Tabel 3 : Ekspor Indonesia menurut Komoditi (Kode HS 8 digit)

Juni 2023

Kode H S	Uraian golongan barang	Berat bersih (Kg)		Nilai F.O.B. (U S \$)	
		Bulan ini	Kumulatif	Bulan ini	Kumulatif
(1)	(2)	(3)	(4)	(5)	(6)
85340010	Printed circuits, single-sided	69.692	628.264	1.612.193	10.214.424
85340020	Printed circuits, double-sided	1.140	9.224	664.519	4.682.954
85340030	Printed circuits, multi-layer	3.241	69.880	419.532	18.267.200
85340090	Printed circuits, other than single/double-sided or multi-layer	27.431	105.093	1.290.378	22.974.541
85351000	Fuses, for a voltage > 1,000 volts	214	522	1.126	20.066
85352190	Automatic circuit breakers other than moulded case type or earth leakage circuit breaker, for a voltage > 1kV but < 725 kV	1.275	4.507	13.387	180.300
85352990	Automatic circuit breakers other than earth leakage circuit breaker, for a voltage ≥ 725 kV	806	985	456	9.335
85353011	Isolating switches and make-and-break switches, disconnectors having a voltage > 1 kV but < 36 kV	-	17	-	438
85353019	Isolating switches and make-and-break switches, disconnectors having a voltage of ≥ 36 kV but ≤ 40 kV	3	436	90	25.400
85353090	Isolating switches and make-and-break switches, suitable for a voltage > 40 kV but < 66 kV	114	25.814	468	280.437
85354000	Lightning arresters, voltage limiters and surge suppressors, for a voltage > 1,000 volts	1.921	11.189	261.952	1.939.684
85359010	Bushing assemblies and tap changer assemblies for electricity distribution or power transformers, for a voltage > 1,000 volts	355	12.484	13.311	457.175
85359020	Change-over switches of a kind used for starting electric motors; for a voltage > 1,000 volts	11	16	210	260
85359090	Electrical apparatus for switching or protecting electrical circuits, or for making connections to or in electrical circuits, for a voltage > 1,000 volts, not elsewhere classified in heading 8535	4.600	133.439	60.570	557.403
85361011	Thermal fuses; glass type fuses, suitable for use in electric fans, for a voltage ≤ 1,000 volts	-	2	-	438
85361012	Thermal fuses; glass type fuses, not suitable for use in electric fans, for a current < 16 A and voltage ≤ 1,000 volts	474	1.580	17.033	53.294
85361013	Fuse blocks, of a kind used for motor vehicles, for a voltage ≤ 1,000 volts	1.231	5.925	15.281	77.745
85361019	Thermal fuses; glass type fuses, voltage ≤ 1,000 volts, not elsewhere classified or include in subheading 853610	19.241	154.930	896.905	5.958.347
85361091	Fuses other than thermal; glass type fuses, suitable for use in electric fans, for a voltage ≤ 1,000 volts	-	125	-	241
85361092	Fuses other than thermal fuses and glass type fuses; not suitable for use in electric fans; for a current less than 16 A and voltage not exceeding 1,000 volts	3	82	903	3.581
85361093	Fuse blocks other than thermal and glass type fuse, of a kind used for motor vehicles; for a voltage not exceeding 1,000 volts	92	188	2.456	5.011
85361099	Fuses other than thermal fuses and glass type fuses, voltage ≤ 1,000 volts, not elsewhere classified or include in subheading 853610	2.438	5.587	46.949	188.763
85362011	Automatic circuit breakers, moulded case type, for a voltage ≤ 1,000 volts and current < 16 A	5.202	6.939	48.047	69.362
85362012	Automatic circuit breakers, moulded case type, for a voltage ≤ 1,000 volts and current ≥ 16 A but ≤ 32 A	186	1.116	2.551	14.053
85362013	Automatic circuit breakers, moulded case type, for a voltage ≤ 1,000 volts and current > 32 A but ≤ 1,000 A	1.419	9.632	17.877	186.004
85362019	Automatic circuit breakers, moulded case type, for a voltage ≤ 1,000 volts and current > 1,000 A	9.927	70.135	1.091.154	6.666.567
85362020	Automatic circuit breakers; non moulded case type, of a kind incorporated into electro-thermic domestic appliances of heading 8516; for a voltage ≤ 1,000 volts;	1.191	1.198	40.853	48.560
85362091	Automatic circuit breakers, non-moulded case type; not incorporated into electro-thermic domestic appliances of heading 8516; for a current < 16 A and voltage ≤ 1,000 volts;	-	24	-	24

Tabel 3 : Ekspor Indonesia menurut Komoditi (Kode HS 8 digit)

Juni 2023

Kode H S	Uraian golongan barang	Berat bersih (Kg)		Nilai F.O.B. (U S \$)	
		Bulan ini	Kumulatif	Bulan ini	Kumulatif
(1)	(2)	(3)	(4)	(5)	(6)
85362099	Automatic circuit breakers, non-moulded case type, not incorporated into electro-thermic domestic appliances of heading 8516; for a current \geq 16 A and voltage \leq 1,000 volts;	596	3.007	17.028	280.317
85363010	Lightning arresters for protecting electrical circuits, for a voltage \leq 1,000 volts	-	3	-	1.371
85363020	Electrical apparatus for protecting electrical circuits other than fuses or automatic circuit breakers, of a kind used in radio equipment or in electric fans, for a voltage \leq 1,000 volts	-	325	-	4.172
85363090	Electrical apparatus for protecting electrical circuits oth than fuses or auto circuit breakers; except lighting arresters or of a kind used in radio equipment/in electric fans; voltage \leq 1,000 volts	83.970	626.266	1.248.605	9.335.557
85364110	Digital relays; for a voltage \leq 60 V	2.226	35.535	52.360	897.361
85364120	Relays of a kind used in radio equipment; for a voltage \leq 60 V	-	3	-	150
85364130	Relays of a kind used in electric fans; for a voltage \leq 60 V	-	330	-	503
85364140	Relays other than digital relays or of a kind used in radio equipment/electric fans, for a current < 16 A and voltage \leq 60 V	3.639	19.697	266.930	1.304.779
85364191	Semiconductor or electro-magnetic relays of voltage \leq 28 V	61.874	348.775	2.270.229	12.494.940
85364199	Semiconductor or electro-magnetic relays of voltage > 28 V but \leq 60 V	23.224	140.525	1.241.277	12.577.331
85364910	Digital relays; for a voltage exceeding 60 V but not exceeding 1,000 V	292	827	4.542	33.751
85364990	Relay other than digital; for a voltage exceeding 60 V but not exceeding 1,000 V	281.424	2.279.096	7.470.188	56.911.207
85365020	Over-current and residual-current automatic switches, for a voltage not exceeding 1,000 volts	4.609	138.312	134.541	2.824.397
85365033	High inrush switches; power switches for TV; rotary, slide, see-saw & magnetic switches for AC; commutators for stoves & ranges; microphone switches; current capacity <16 A & voltage \leq 1 kV	59	1.104	3.135	27.100
85365039	High inrush switches; power switches for TV; rotary, slide, see-saw & magnetic switches for AC; commutators for stoves & ranges; microphone switches; current capacity \geq 16 A & voltage \leq 1 kV	679	4.149	33.954	238.225
85365040	Miniature switches suitable for use in rice cookers or toaster ovens, a voltage not exceeding 1,000 volts	21	21	209	642
85365051	Insulated thyristor AC switches; electronics switches, consisting of chip-on-chip technology, voltage \leq 1,000 V; electro-mechanical snap-action switches for current < 16 A	5.530	42.030	14.930	84.333
85365059	Insulated thyristor AC switches; electronics switches, consisting of chip-on-chip technology, voltage \leq 1,000 V; electro-mechanical snap-action switches for current \geq 16 A but \leq 11 A	159	2.834	4.002	70.437
85365061	Make-and-break switches of a kind used in domestic electrical wiring, voltage \leq 500 V & rated current carrying capacity < 16 A	9.577	31.314	395.406	1.401.161
85365069	Make-and-break switches of a kind used in domestic electrical wiring, voltage \leq 500 V & rated current carrying capacity \geq 16 A but \leq 20 A	11.821	25.235	13.693	30.539
85365095	Change-over switches of a kind used for starting electric motors; fuse switches, voltage \leq 1,000 V	544	2.782	16.891	90.335
85365096	Electrical apparatus for switching or protecting electrical circuits n.e.c. in subheading 853650, voltage \leq 1,000 V & current < 16 A, not suitable for use in electric fans & starting motors	52.119	323.855	3.348.210	22.012.814
85365099	Electrical apparatus for switching or protecting electrical circuits n.e.c. in subheading 853650, voltage \leq 1,000 V & current \geq 16 A, not suitable for use in electric fans & starting motors	169.619	1.338.809	7.434.589	53.582.387

Tabel 3 : Ekspor Indonesia menurut Komoditi (Kode HS 8 digit)

Juni 2023

Kode H S	Uraian golongan barang	Berat bersih (Kg)		Nilai F.O.B. (U S \$)	
		Bulan ini	Kumulatif	Bulan ini	Kumulatif
		(1)	(2)	(3)	(4)
85366111	Lamp-holders of a kind used for compact lamps or halogen lamps, for a current < 16 A and voltage ≤ 1,000 volts	-	205	-	1.275
85366119	Lamp-holders of a kind used for compact lamps or halogen lamps, for a current ≥ 16 A and voltage ≤ 1,000 volts	-	29	-	1.697
85366191	Lamp-holders not used for compact lamps or halogen lamps; for a current < 16 A and voltage ≤ 1,000 volts	-	1.283	-	19.987
85366199	Lamp-holders not used for compact lamps or halogen lamps; for a current ≥ 16 A and voltage ≤ 1,000 volts	2	890	117	52.581
85366910	Telephone plugs, for a voltage ≤ 1,000 volts	34	91	2.641	33.045
85366923	Audio/video sockets and cathode ray tube sockets for television or radio receivers, current ≤ 15 A and voltage ≤ 1,000 volts	-	11	-	464
85366924	Audio/video sockets and cathode ray tube sockets for television or radio receivers, current > 15 A but < 16 A and a voltage ≤ 1,000 volts	-	3	-	35
85366929	Audio/video sockets and cathode ray tube sockets for television or radio receivers, current ≥ 16 A and voltage ≤ 1,000 volts	146	3.454	16.534	49.824
85366932	Sockets and plugs for co-axial cables and printed circuits, current < 16 A and voltage ≤ 1,000 volts	408	2.233	16.083	327.162
85366939	Sockets and plugs for co-axial cables and printed circuits, current ≥ 16 A and voltage ≤ 1,000 volts	1.897	46.080	33.468	2.103.435
85366992	Plugs and sockets not for telephone or television or radio receivers or co-axial cables and printed circuits; for a current < 16 A and voltage ≤ 1,000 volts	591	10.076	22.190	175.830
85366999	Plugs and sockets not for telephone or television or radio receivers or co-axial cables and printed circuits; for a current of ≥ 16 A and voltage ≤ 1,000 volts	105.474	551.432	3.656.115	18.057.635
85367010	Connectors for optical fibres, optical fibre bundles or cables, of ceramics, for a voltage not exceeding 1,000 volts	5.317	17.629	228.396	738.418
85367090	Connectors for optical fibres, optical fibre bundles or cables, of other than ceramics or copper, for a voltage not exceeding 1,000 volts	794	9.675	41.326	1.601.784
85369012	Connection and contact elements for wires and cables; contact probes for wafer, for a current of less than 16 A and voltage not exceeding 1,000 volts	10	2.517	1.649	94.208
85369019	Connection and contact elements for wires and cables; contact probes for wafer, for a current of 16 A or more and voltage not exceeding 1,000 volts	28.314	173.827	960.468	6.338.601
85369022	Junction boxes, for a current of less than 16 A and voltage not exceeding 1,000 volts	-	22	-	5.295
85369029	Junction boxes, for a current of 16 A or more and voltage not exceeding 1,000 volts	1.455	11.968	84.691	622.010
85369032	Cable connectors consisting of a jack plug, terminal with or without pin, connector, or adaptor for co-axial cable, for a current of less than 16 A and voltage not exceeding 1,000 volts;	17.395	149.071	1.592.587	13.722.100
85369039	Cable connectors consisting of a jack plug, terminal with or without pin, connector, or adaptor for co-axial cable, for a current of 16 A or more and voltage not exceeding 1,000 volts;	180.910	1.020.278	3.600.575	22.286.041
85369040	Battery clamps, of a kind used for motor vehicles of heading 8702, 8703, 8704 or 8711, for a voltage not exceeding 1,000 volts	-	476	-	22.082
85369094	Electrical apparatus for making connections to or in electrical circuits not elsewhere clasified in 8536, for a current < 16 A and voltage ≤ 1,000 volts	12.469	80.952	237.818	1.644.214
85369099	Electrical apparatus for making connections to or in electrical circuits not elsewhere spesified in 8536, for a current ≥ 16 A and voltage ≤ 1,000 volts	110.820	635.553	7.587.827	41.390.326
85371011	Control panels of a kind suitable for use in distributed control systems, for a voltage ≤ 1,000 V	147	18.459	2.995	2.267.849

Tabel 3 : Ekspor Indonesia menurut Komoditi (Kode HS 8 digit)

		Juni 2023			
Kode H S	Uraian golongan barang	Berat bersih (Kg)		Nilai F.O.B. (U S \$)	
		Bulan ini	Kumulatif	Bulan ini	Kumulatif
(1)	(2)	(3)	(4)	(5)	(6)
85371012	Control panels fitted with a programmable processor, for a voltage ≤ 1,000 V	409	787	73.040	111.365
85371013	Control panels oth than a kind of for use in distributed control systems or fitted with programmable processor, suitable for goods of heading 8415, 8418, 8450, 8508, 8509 or 8516, voltage ≤ 1,000 V	3.232	22.537	213.828	1.666.953
85371019	Switchboards for a voltage ≤ 1,000 V	43.728	227.180	1.039.390	8.064.762
85371020	Distribution boards (including back panels and back planes) for use solely or principally with goods of heading 8471, 8517 or 8525, for a voltage ≤ 1,000 V	18.800	70.097	335.541	2.352.185
85371030	Programmable logic controllers for automated machines for transport, handling and storage of dies for semiconductor devices, for a voltage ≤ 1,000 V	0	2.772	6.810	1.493.168
85371040	Motor controllers with output rating of 24 V to 120 V DC and with ampere rating of 300 A to 500 A, voltage ≤ 1,000 V	3.183	28.802	156.579	1.338.761
85371091	Board,panel,console,desk,cabinet oth than switchboard & control panel/distribution board/programmable logic controller/motor controller; used in radio equipment/in electric fan; voltage ≤ 1,000 V	16.428	63.740	3.129.519	10.912.020
85371092	Board,panel,console,desk,cabinet oth than switchboard & control panel/distribution board/programmable logic controller/motor controller;suitable use in distribututed control systems;voltage ≤ 1,000 V	2.316	14.396	358.165	2.870.946
85371099	Board,panel,console,desk,cabinet oth than switchboard & control panel/distribution board/programmable logic controller/motor controller not elsewhere clasified in subheading 853710; voltage ≤ 1,000 V	227.085	1.681.901	15.687.353	98.112.362
85372011	Switchboards, incorporating electrical instruments for breaking, connecting or protecting electrical circuits for a voltage 66 kV or more	-	49.280	-	772.318
85372019	Switchboards; incorporating electrical instruments for breaking, connecting or protecting electrical circuits, for a voltage exceeding 1 kV but less than 66 kV	-	1.033	-	3.943
85372029	Control panels, incorporating electrical instruments for breaking, connecting or protecting electrical circuits for a voltage exceeding 1 kV but less than 66 kV	-	2	-	263
85372090	Boards, panels, consoles, desks, cabinets & other bases, not elsewhere clasified in subheading 853720, for a voltage exceeding 1,000 V	113.569	906.545	2.801.024	23.462.776
85381011	Parts of programmable logic controllers for automated machines for transport, handling and storage of dies for semiconductor devices, for a voltage not exceeding 1,000 V	4	161	955	11.079
85381019	Part of board,panel,console,desk,cabinet & oth base for good of head 8537,not equipped w/ their apparatus oth than part of programmable logic controller/a kind used in radio equipment,voltage ≤1,000 V	2.541	58.781	323.121	2.633.955
85381021	Parts of programmable logic controllers for automated machines for transport, handling and storage of dies for semiconductor devices, for a voltage exceeding 1,000 V	-	3	-	4.200
85381029	Parts of board,panel,console,desk,cabinet&oth base for good of head 8537,not equipped w/ their apparatus oth than part of programmable logic controller/a kind used in radio equipment,voltage > 1,000 V	14.482	19.493	255.949	1.945.800
85389011	Parts suitable for use solely or principally with goods of HS. 85366910, 85369012 or 85369019; voltage ≤ 1,000 V	3.148	25.233	131.960	777.725
85389012	Parts suitable for use solely or principally with goods of HS. 85365051, 85365059, 85366932 or 85366939; voltage ≤ 1,000 V	17.413	100.271	568.461	3.420.714
85389013	Parts suitable for use solely or principally with goods of HS. 85371020; voltage ≤ 1,000 V	63.883	206.388	3.374.539	17.726.177

Tabel 3 : Ekspor Indonesia menurut Komoditi (Kode HS 8 digit)

Juni 2023

Kode H S	Uraian golongan barang	Berat bersih (Kg)		Nilai F.O.B. (U S \$)	
		Bulan ini	Kumulatif	Bulan ini	Kumulatif
(1)	(2)	(3)	(4)	(5)	(6)
85389019	Parts suitable use solely/principally w/ apparatus of subhead 8535, 8536 or 8537; oth than HS. 85366910, 85369012, 85369019, 85365051, 85365059, 85366932, 85366939, or 85371020; voltage ≤ 1,000 V	206.761	730.292	5.789.013	61.801.364
85389020	Parts suitable for use solely or principally with the apparatus of subheading 8535, 8536 or 8537 equipped with their apparatus, voltage > 1,000 V	13.589	97.331	422.251	4.249.633
85391010	Sealed beam lamp units; for motor vehicles of Chapter 87	2.769	24.780	75.141	507.388
85391090	Sealed beam lamp units; other than for motor vehicles of Chapter 87	859	7.856	46.678	227.435
85392120	Tungsten halogen; of a kind used in medical equipment	223	1.641	6.821	42.591
85392130	Tungsten halogen; of a kind used for motor vehicles	171	1.606	3.593	24.600
85392140	Reflector lamp bulbs of tungsten halogen, not used in medical equipment or motor vehicles	-	3	-	53
85392190	Tungsten halogen other than reflector lamp bulbs tungsten halogen or of a kind used in medical equipment or motor vehicles	69	569	158	16.456
85392231	Reflector lamp bulbs excluding reflector lamp bulbs of tungsten halogen, of a kind used in decorative illumination, power ≤ 60 W and voltage > 100 V	40	471	256	16.288
85392232	Reflector lamp bulbs excluding reflector lamp bulbs of tungsten halogen, of a kind used in decorative illumination, power > 60 W but ≤ 200 W and voltage > 100 V	-	13	-	30
85392233	Reflector lamp bulbs excluding reflector lamp bulbs of tungsten halogen, for domestic lighting, power ≤ 200 W and voltage >100 V	7.159	27.054	114.069	454.785
85392239	Reflector lamp bulbs excluding reflector lamp bulbs of tungsten halogen, not used in decorative illumination or domestic lighting, power ≤ 200 W and voltage >100 V	2.025	5.088	12.859	26.148
85392291	Filament lamps, excluding sealed beam unit, ultra-violet/infra-red lamps, tungsten halogen, and reflector lamp bulbs, used in decorative illumination, power ≤ 60 W & voltage > 100 V	-	6	-	10
85392293	Filament lamps, excluding sealed beam unit, ultra-violet/infra-red lamps, tungsten halogen, and reflector lamp bulbs, for domestic lighting, power ≤ 200 W & voltage > 100 V	11	26	109	1.055
85392299	Filament lamps, exclud sealed beam unit, ultra-violet/infra-red lamp, tungsten halogen & reflector lamp bulb, not used for domestic lighting & decorative illumination, power >60 W but ≤200 W & >100 V	135	1.011	2.301	34.366
85392920	Filament lamps, excluding sealed beam units, ultra-violet/infra-red lamps, and tungsten halogen, used for motor vehicles; power > 200 W and voltage ≤ 100 V	12.258	69.542	119.058	719.066
85392930	Reflector lamp bulbs, excluding sealed beam units, ultra-violet/infra-red lamps, and tungsten halogen, not used in medical equipment or motor vehicles; power > 200 W and voltage ≤ 100 V	3.457	12.265	1.789	24.562
85392941	Flashlight bulbs; miniature indicator bulbs, rated up to 225 V, of a kind suitable for medical equipment,	36	135	428	4.803
85392949	Flashlight bulbs; miniature indicator bulbs, rated up to 225 V, of a kind not suitable for medical equipment,	71	71	147	148
85392960	Filament lamps, exclud sealed beam units, ultra-violet/infra-red lamps, or tungsten halogen or flashlight bulbs; miniature indicator bulbs; capacity ≤ 200 W and voltage ≤ 100 V	64	1.247	753	15.964
85392990	Filament lamps, exclud sealed beam units, ultra-violet/infra-red lamps, or tungsten halogen or flashlight bulbs; miniature indicator bulbs, capacity > 300 W	277	1.014	6.289	28.533
85393120	Discharge lamps, other than UV lamps, straight tubes for other fluorescent lamps; fluorescent hot cathode	87	148	571	1.303
85393130	Discharge lamps, other than UV lamps, Compact hot cathode fluorescent lamps with built-in ballast	11	98	220	1.749

Tabel 3 : Ekspor Indonesia menurut Komoditi (Kode HS 8 digit)

Juni 2023

Kode H S	Uraian golongan barang	Berat bersih (Kg)		Nilai F.O.B. (U S \$)	
		Bulan ini	Kumulatif	Bulan ini	Kumulatif
		(1)	(2)	(3)	(4)
85393190	Discharge lamps, oth than UV lamps; fluorescent hot cathode; not elsewhere classified in subheading 853931	23.693	86.235	25.121	150.750
85393200	Mercury or sodium vapour lamps; metal halide lamps	-	13	-	541
85393910	Discharge lamps, other than UV lamps; tubes for compact fluorescent lamps, other than fluorescent, hot cathode or mercury or sodium vapour lamps; metal halide lamps	-	128	-	120.298
85393920	Discharge lamps, other than UV lamps; cold cathode fluorescent lamps (CCFLs) for backlighting of flat panel displays	26	26	92	92
85393990	Discharge lamps, other than UV lamps; fluorescent, cold cathode; not elsewhere classified in 853939	1.681	8.814	151.049	1.975.325
85394100	Arc-lamps	4.405	25.629	2.771.132	17.680.538
85394900	Ultra-violet or infra-red lamps	5.218	8.993	40.705	130.785
85395100	Light-emitting diode (LED) modules	118	615	11.282	42.762
85395210	Light-emitting diode (LED) lamps, equipped with screw bases	21	2.299	233	35.504
85395290	Light-emitting diode (LED) lamps, not equipped with screw bases	641	33.740	25.055	615.987
85399010	Parts of aluminium end caps for fluorescent lamps; aluminium screw caps for incandescent lamps	130	132	151	291
85399020	Parts of electric filament or discharge lamps, oth than aluminium end caps for fluorescent lamps; aluminium screw caps for incandescent lamps; suitable for lamps of motor vehicles	349	2.024	2.012	17.545
85399090	Parts of electric filament/discharge lamps oth than aluminium end caps for fluorescent lamps; aluminium screw caps for incandescent lamps; not suitable for motor vehicles lamps/of subhead 85395100,	114	6.700	9.752	2.258.613
85404090	Data/graphic display tubes, monochrome	118	4.320	1.470	41.312
85407100	Magnetrons	-	7	-	147
85407900	Microwave tubes other than magnetrons(for example, klystrons, travelling wave tubes, carcinotrons), excluding grid-controlled tubes	-	40	-	11.985
85408100	Receiver or amplifier valves and tubes	-	9	-	224
85408900	Thermionic, cold cathode or photo-cathode valves and tubes not elsewhere classified in 8540	-	20	-	315
85409900	Part of thermionic, cold cathode or photo-cathode valves and tubes other than cathode-ray tubes	3	267	90	30.045
85411000	Diodes, other than photosensitive or light-emitting diodes (LED)	12.963	58.564	3.050.233	17.598.535
85412100	Transistors, other than photosensitive transistors with a dissipation rate of less than 1 W	2.501	11.581	144.739	935.442
85412900	Transistors, other than photosensitive transistors without a dissipation rate of less than 1 W	3.278	12.536	613.962	3.392.280
85413000	Thyristors, diacs and triacs, other than photosensitive devices	4	59	65	2.066
85414100	Light-emitting diodes (LED), whether or not assembled with other light-emitting diodes (LED)	2.044	12.651	163.586	1.312.352
85414200	Photovoltaic cells not assembled in modules or made up into panels	-	144.044	-	17.027.488
85414300	Photovoltaic cells assembled in modules or made up into panels	1.258.816	13.920.864	7.656.470	99.794.547
85414900	Photosensitive semiconductor devices, other than LED and photovoltaic cells whether or not assembled in modules or made up into panels	16.684	638.398	1.362.582	11.453.860
85415100	Semiconductor-based transducers	8	9	7.029	15.623
85415900	Semiconductor devices other than semiconductor-based transducers	766	3.447	2.271.130	11.582.643
85416000	Mounted piezo-electric crystals	2.749	16.320	4.668.060	26.541.146
85419000	Part of semiconductor devices or photosensitive semiconductor devices or light-emitting diodes (LED) or mounted piezo-electric crystals	152	104.521	129.480	1.454.592

Tabel 3 : Ekspor Indonesia menurut Komoditi (Kode HS 8 digit)

Juni 2023

Kode H S	Uraian golongan barang	Berat bersih (Kg)		Nilai F.O.B. (U S \$)	
		Bulan ini	Kumulatif	Bulan ini	Kumulatif
		(1)	(2)	(3)	(4)
85423100	Electronic integrated circuits: processors and controllers, whether or not combined with memories, converters, logic circuits, amplifiers, clock and timing circuits, or other circuits	52.745	320.210	25.352.447	130.661.200
85423200	Electronic integrated circuits: memories	1.415	7.672	1.151.460	8.837.170
85423300	Electronic integrated circuits: amplifiers	627	18.351	335.105	2.606.738
85423900	Electronic integrated circuits other than processors and controllers or memories or amplifiers	54.033	350.857	25.396.132	154.362.339
85429000	Part of electronic integrated circuits	5.945	253.655	2.890.188	66.024.286
85431000	Electrical machines and apparatus, having individual functions, particle accelerators	-	2	-	306
85432000	Electrical machines and apparatus, having individual functions, signal generators	4.927	18.884	547.970	2.736.203
85433099	Machines and apparatus for electroplating, electrolysis or electrophoresis, not elsewhere classified in subheading 854330	13	2.488	448	122.386
85434000	Electronic cigarettes and similar personal electric vaporising devices	14.875	104.371	17.500	982.895
85437010	Electric fence energisers	32	857	526	25.042
85437021	Cordless infrared remote control devices for video game consoles, other than game controllers of heading 9504	258.639	1.359.463	9.057.041	57.078.114
85437029	Remote control apparatus, other than radio remote control apparatus; other than cordless infrared remote control devices for video game consoles, excluding game controllers of heading 9504	30.157	275.721	1.053.556	9.676.082
85437030	Electrical machines and apparatus with translation or dictionary functions	-	0	-	0
85437040	Equipment for removal of dust particles/elimination of electrostatic charge during the manufacture of PCB/PWB/PCBA; machine for curing material by ultra-violet light for the manufacture of PCB/PWB/PCBA	3	45	35.444	69.028
85437050	Microwave amplifiers; digital flight-data recorders; portable battery operated electronic reader for recording and reproducing text, still image or audio file	-	15	-	36
85437060	Digital signal processing apparatus capable of connect to a wired/wireless network for the mixing of sound; articles specifically designed for connect to telegraphic or telephonic apparatus/networks	-	78	-	99.789
85437090	Electrical machines and apparatus, having individual functions, not specified or included elsewhere in subheading 8543	1.028.529	5.484.008	126.120.625	1.182.560.019
85439020	Parts of goods of subheading 85433020	1	1	10	10
85439040	Parts of goods of subheading 85437040	1	1	166	166
85439090	Parts of electrical machines and apparatus, having individual functions other than of goods of subheading 854310 or 854320, 85433020, 85437030, and 85437040	39.169	268.574	7.468.115	45.022.870
85441120	Winding wire of copper with an outer coating or covering of paper, textiles or poly(vinyl chloride)	671.006	5.377.356	8.445.313	58.891.991
85441130	Winding wire of copper with an outer coating of lacquer	-	80	-	1.082
85441140	Winding wire of copper with an outer coating of enamel	295.876	1.751.861	3.059.230	18.617.006
85441190	Winding wire of copper without an outer coating or covering of paper, textiles or PVC, lacquer, and enamel	15.129	82.568	225.598	1.251.158
85441900	Winding wire of other than copper	32.265	288.158	2.073.032	13.039.426
85442011	Insulated cable fitted with rubber or plastics, for a voltage not exceeding 66 kV	6.306	12.188	61.049	293.410
85442019	Insulated cable fitted other than with rubber or plastics, for a voltage not exceeding 66 kV	109.989	598.321	1.367.064	7.237.022
85442021	Insulated cable not fitted with rubber or plastics, for a voltage not exceeding 66 kV	3	165	1.924	16.166
85442029	Insulated cable not fitted other than with rubber or plastics, for a voltage not exceeding 66 kV	13.679	48.197	403.032	1.482.105

Tabel 3 : Ekspor Indonesia menurut Komoditi (Kode HS 8 digit)

		Juni 2023			
Kode H S	Uraian golongan barang	Berat bersih (Kg)		Nilai F.O.B. (U S \$)	
		Bulan ini	Kumulatif	Bulan ini	Kumulatif
(1)	(2)	(3)	(4)	(5)	(6)
85442031	Insulated cable fitted with rubber or plastics, for a voltage exceeding 66 kV	15	63	15	60
85442039	Insulated cable fitted other than with rubber or plastics, for a voltage exceeding 66 kV	1.805	37.294	14.348	120.344
85442049	Insulated cable not fitted other than with rubber or plastics, for a voltage exceeding 66 kV	119	4.403	177	18.338
85443012	Wiring harnesses for motor vehicles, insulated with rubber or plastics, of a kind used for vehicles of heading 8702, 8703, 8704 or 8711	1.575.155	9.382.536	32.188.910	194.244.991
85443013	Wiring harnesses for motor vehicles, insulated with rubber or plastics, of a kind not used for vehicles of heading 8702, 8703, 8704 or 8711	775.075	4.309.047	21.195.085	120.392.520
85443014	Wiring harnesses for motor vehicles, insulated other than with rubber or plastics, of a kind used for vehicles of heading 8702, 8703, 8704 or 8711	510	3.454	2.499	25.947
85443019	Wiring harnesses for motor vehicles, insulated other than with rubber or plastics, of a kind used not for vehicles of heading 8702, 8703, 8704 or 8711	1.517.817	7.680.314	34.519.729	174.943.149
85443091	Ignition wiring sets and other wiring sets of a kind used in vehicles other than motor vehicles, aircraft, ships; insulated with rubber or plastics	59	32.182	712	184.872
85443099	Ignition wiring sets and other wiring sets of a kind used in vehicles other than motor vehicles, aircraft, ships; insulated not with rubber or plastics	676	9.336	43.010	256.500
85444211	Submarine telephone cables; submarine telegraph cables; submarine radio relay cables, fitted with connectors, for a voltage ≤ 80 V	4.473	4.517	174.838	178.163
85444213	Electric conductors insulated with rubber, plastics or paper; fitted with connectors, used for telecommunications, voltage ≤ 80 V, other than submarine telephone/telegraph/radio relay cables	17.474	104.871	824.842	4.272.520
85444219	Electric conductors, fitted with connectors, used for telecommunications, voltage ≤ 80 V; not insulated with rubber, plastics or paper; other than submarine telephone/telegraph/radio relay cables	174.192	882.787	3.851.163	20.985.331
85444221	Submarine telephone cables; submarine telegraph cables; submarine radio relay cables, fitted with connectors, voltage > 80 V but ≤ 1,000 V	159	17.618	7.193	267.581
85444223	Electric conductors insulated with rubber, plastics/paper; fitted with connectors, used for telecommunications, voltage > 80 V but ≤ 1,000 V, oth than submarine telephone/telegraph/radio relay cables	1.102	5.948	267.630	1.617.867
85444229	Electric conductors, fitted with connector, used for telecommunication, voltage >80 V but ≤1,000 V; not insulated with rubber/plastics/paper; oth than submarine telephone/telegraph/radio relay cables	43.601	399.020	604.241	6.115.193
85444232	Battery cables, fitted with connectors, isulated with rubber or platics, for vehicles of heading 8702, 8703, 8704 or 8711; voltage ≤ 1,000 V	0	79	39	1.321
85444233	Battery cables, fitted with connectors, isulated with rubber or platics, other than for vehicles heading 8702, 8703, 8704 or 8711; voltage ≤ 1,000 V	5	679	53	34.593
85444239	Battery cables, fitted with connectors, not isulated with rubber or platics, for vehicles other than heading 8702, 8703, 8704 or 8711; voltage ≤ 1,000 V	174	473	4.636	13.782
85444291	Flat data cables having two lines or more, fitted with connectors, insulated with rubber, plastics or paper; voltage ≤ 1,000 V	1	148	3	1.240
85444292	Flat data cables having two lines or more, fitted with connectors, not insulated with rubber, plastics or paper; voltage ≤ 1,000 V	-	303	-	4.151

Tabel 3 : Ekspor Indonesia menurut Komoditi (Kode HS 8 digit)

Juni 2023					
Kode H S	Uraian golongan barang	Berat bersih (Kg)		Nilai F.O.B. (U S \$)	
		Bulan ini	Kumulatif	Bulan ini	Kumulatif
(1)	(2)	(3)	(4)	(5)	(6)
85444294	Electric cables insulated with plastics, of which each core having diameter ≤ 5 mm; fitted with connectors, voltage $\leq 1,000$ V	11.590	88.994	128.145	725.166
85444295	Electric cables insulated with plastics, of which each core having diameter > 5 mm but ≤ 195 mm; fitted with connectors, voltage $\leq 1,000$ V	3.386	19.486	77.072	438.676
85444296	Electric cables insulated with plastics > 195 mm, fitted with connectors; voltage $\leq 1,000$ V; other than battery cables, not for communications	5.247	43.129	113.507	1.017.136
85444297	Electric cables insulated with rubber or paper, fitted with connectors; voltage $\leq 1,000$ V; other than battery cables, not for communications	136.727	822.023	1.589.773	8.909.212
85444299	Electric conductors, fitted with connectors; voltage $\leq 1,000$ V; not used for telecommunications other than battery cables	466.398	3.208.298	7.782.508	55.264.486
85444911	Submarine telephone cables; submarine telegraph cables; submarine radio relay cables, not fitted with connectors, for a voltage ≤ 80 V	-	12	-	81
85444913	Electric conductors insulated with rubber, plastics or paper; not fitted with connectors, used for telecommunications, voltage ≤ 80 V, other than submarine telephone/telegraph/radio relay cables;	91	2.740	2.279	34.394
85444919	Electric conductors, not fitted with connectors, used for telecommunications, voltage ≤ 80 V; insulated not with rubber/plastics/paper; other than submarine telephone/telegraph/radio relay cables	1.290	18.981	28.560	1.496.152
85444921	Shielded wire of a kind used in the manufacture of automotive wiring harnesses, not fitted with connectors, voltage ≤ 80 V	6.502	65.020	140.542	1.490.119
85444922	Electric cables insulated with plastics, each core having $D \leq 195$ mm, not fitted with connectors, voltage ≤ 80 V, not used for telecommunications oth than manufacture automotive wiring harnesses	74.733	595.274	153.832	1.859.542
85444923	Electric cables insulated with plastics, each core having $D > 195$ mm, not fitted with connectors, voltage ≤ 80 V, not used for telecommunications oth than manufacture automotive wiring harnesses	-	38	-	1.902
85444929	Electric conductors other than electric cables, insulated not with rubber, plastics or paper, not fitted with connectors, not used for telecommunications, voltage ≤ 80 V	7.062	13.251	78.520	155.414
85444932	Electric conductors insulated with plastics, not fitted with connectors, used for telecommunications, voltage > 80 V but $\leq 1,000$ V, oth than submarine telephone/telegraph/radio relay cables	-	144	-	12.452
85444939	Electric conductors, not fitted w/ connector, used for telecommunication, voltage > 80 V but $\leq 1,000$ V; not insulated w/ rubber/plastics/paper, oth than submarine telephone/telegraph/radio relay cable	1.840.372	9.051.363	14.907.618	74.353.052
85444941	Cables insulated with plastics, not used for telecommunications, not fitted with connectors, voltage > 80 V but $\leq 1,000$ V	23.564	68.302	301.936	724.456
85444942	Cables insulated with rubber, plastics or paper, not fitted with connectors, use for telecommunications, voltage > 80 V but $\leq 1,000$ V; other than cables isulated with plastics	-	5.251	-	27.381
85444949	Electric conductors, not fitted w/ connectors, not use for telecommunication, voltage > 80 V but $\leq 1,000$ V, oth than cables isulated with plastics, rubber, plastics/paper	8.059	164.567	140.096	1.779.320
85446012	Cables insulated with rubber, plastics or paper, of which each core having diameter ≥ 227 mm, voltage > 1 kV but ≤ 36 kV	-	6.170	-	71.190

Tabel 3 : Ekspor Indonesia menurut Komoditi (Kode HS 8 digit)

		Juni 2023			
Kode H S	Uraian golongan barang	Berat bersih (Kg)		Nilai F.O.B. (U S \$)	
		Bulan ini	Kumulatif	Bulan ini	Kumulatif
(1)	(2)	(3)	(4)	(5)	(6)
85446019	Electronics conductors other than cables insulated with rubber, plastics or paper, voltage exceeding 1 kV but not exceeding 36 kV	151.921	1.979.195	1.257.735	13.156.679
85446029	Electronics conductors other than cables insulated with rubber, plastics or paper, voltage > 36 kV but ≤ 66 kV	1	17.106	131	2.171.988
85446039	Electronics conductors not insulated with rubber, plastics or paper, voltage exceeding 66 kV	-	103.956	-	1.352.827
85447010	Submarine telephone cables; submarine telegraph cables; submarine radio relay cables	-	257.221	-	1.268.031
85447090	Optical fibre cables other than submarine telephone cables; submarine telegraph cables; submarine radio relay cables	93.717	766.624	678.414	13.594.016
85451100	Carbon electrodes with or without metal, of a kind used for furnaces	-	58.601	-	101.392
85451900	Carbon electrodes with or without metal, of a kind used for electrical purpose other than furnaces	69.774	817.017	138.379	2.344.055
85452000	Carbon brushes with or without metal, of a kind used for electrical purposes	11	732	872	5.041
85459000	Lamp carbons, battery carbons and other articles of graphite or other carbon, with or without metal, of a kind used for electrical purposes	83.284	263.744	2.073.800	5.958.962
85461000	Electrical insulators of glass	10.836	23.486	3.770	9.682
85462010	Transformer bushings and circuit breaker insulators of ceramics	59	594	10.967	48.857
85462090	Electrical insulators other than transformer bushings and circuit breaker insulators of ceramics	-	5.139	-	8.639
85469000	Electrical insulators of any material other than of glass or of ceramics	39.327	177.377	311.061	1.550.986
85471000	Insulating fittings for electrical machines, of ceramics, other than insulators of heading 8546	-	30	-	1.131
85472000	Insulating fittings for electrical machines, of plastics, other than insulators of heading 8546	694	7.700	14.492	224.906
85479090	Appliances/equipment, being fittings wholly of insulating material apart from any minor components of metal, incorporated during moulding solely for assembly, other than insulators of heading 8546	421	14.511	8.394	265.511
85480000	Electrical parts of machinery or apparatus, not specified or included elsewhere in this Chapter	25.223	147.245	78.381	768.626
85491119	Lead acid scrap storage batteries, drained or undrained; not used in aircraft, other than subheading 85071092, 85071095, 85072094 or 85072095	-	60	-	25
85491210	Waste and scrap of primary cells and primary batteries, containing lead, cadmium or mercury	-	3	-	2
85491910	Electrical and electronic waste and scrap of primary cells and primary batteries, other than clasified in subheading 854911-854914	-	1.083	-	1.444
85491990	Spent primary cells, spent primary batteries and spent electric accumulators, other than clasified in subheading 854911-854914	-	112	-	140
85492900	Electrical&electronic waste&scrap,used for recovery of precious metal,not have primary cells/batteri,electric accumulator,mercury-switch,glass from CRT/electronic part have cadmium,mercury, lead/PCBs	52.162	353.079	718.763	4.926.028
85493100	Electrical&electronic waste&scrap,used for oth electrical&electronic assemblies&PCB,have primary cells/batteri,electric accumulator,mercury-switch,glass from CRT/electronic part have cadmium,mercury, lead/PCBs	-	97	-	75
85493900	Electrical&electronic waste&scrap,used for oth electrical&electronic assemblies&PCB,not have primary cells/batteri,electric accumulator,mercury-switch,glass from CRT/electronic part have cadmium,mercury, lead/PCBs	-	1	-	121

Tabel 3 : Ekspor Indonesia menurut Komoditi (Kode HS 8 digit)

Juni 2023

Kode H S	Uraian golongan barang	Berat bersih (Kg)		Nilai F.O.B. (U S \$)	
		Bulan ini	Kumulatif	Bulan ini	Kumulatif
(1)	(2)	(3)	(4)	(5)	(6)
85499190	Electrical&electronic waste&scrap have primary cell/batteri, electric accumulator,mercury-switch,or electric/electronic part have cadmium,mercury,lead/PCBs; not used recovery precious metal & PCB	-	1	-	170
85499900	Electrical and electronic waste and scrap, not elsewhere clasified in heading 8549	-	12	-	49
86029000	Rail locomotives; locomotive tenders, power from internal source of electricity or not by electric accumulators, other than diesel-electric locomotives	-	29.140	-	4.500
86050000	Railway or tramway passenger coaches, not self-propelled; luggage vans, post office coaches and other special purpose railway or tramway coaches, not self-propelled (excluding those of heading 8604)	-	2.269.300	-	10.258.213
86071900	Axles and wheels, including parts thereof and parts of bogies or bissel bogies	465.494	2.870.308	765.117	4.684.618
86072100	Air brakes and parts thereof	8	131	49	835
86072900	Brakes other than air brakes and parts thereof	-	0	-	343
86079100	Parts of railway or tramway of locomotives, other than bogies, bissel-bogies, axles and wheels, brakes, and parts thereof	807	4.331	8.382	59.389
86079900	Parts of railway or tramway of rolling-stock, other than bogies, bissel-bogies, axles and wheels, brakes, and parts thereof	25.509	167.212	589.580	3.900.350
86080090	Non electro-mechanical signalling, safety or traffic control equipment for railways, tramways, roads, inland waterways, parking facilities, port installations or airfields	-	1.225	-	19.400
86090010	Containers of base metal (including containers for the transport of fluids) specially designed and equipped for carriage by one or more modes of transport	384.384	3.119.836	61.106	967.757
86090090	Containers of non-base metal (including containers for the transport of fluids) specially designed and equipped for carriage by one or more modes of transport	6.559	174.131	10.209	341.690
87011011	Single axle tractors for agricultural use; of a power ≤ 225 kW, whether or not electrically operated	885	52.391	5.251	195.605
87011019	Single axle tractors not for agricultural use; of a power ≤ 225 kW, whether or not electrically operated	-	150.218	-	131.854
87011099	Single axle tractors not for agricultural use; of a power > 225 kW, whether or not electrically operated	2.747	5.720	9.600	32.400
87012110	Road tractors for semi-trailers with only compression-ignition internal combustion piston engine (diesel or semi-diesel), CKD	-	330	-	700
87012190	Road tractors for semi-trailers with only compression-ignition internal combustion piston engine (diesel or semi-diesel), not CKD	-	150	-	1.350
87012490	Road tractors for semi-trailers with only electric motor for propulsion, not CKD	70	105	150	250
87013000	Track-laying tractors	-	2.473	-	24.000
87019110	Agricultural tractors, of an engine power not exceeding 18 kW	88.816	325.187	953.010	3.448.645
87019210	Agricultural tractors, of an engine power exceeding 18 kW but not exceeding 37 kW	291.016	1.812.337	2.869.677	17.604.965
87019310	Agricultural tractors, of an engine power exceeding 37 kW but not exceeding 75 kW	113.997	560.946	1.005.678	4.913.526
87019390	Tractors for oth than agricultural, of an engine power exceeding 37 kW but not exceeding 75 kW	-	250	-	300
87019510	Agricultural tractors, of an engine power exceeding 130 kW	804	1.094	3.109	7.899
87019590	Tractors for oth than agricultural, of an engine power exceeding 130 kW	23	63	80	155
87021010	Motor cars (including stretch limousines), for the transport of ≥ 10 persons, including driver, with only engine (diesel or semi-diesel); CKD	-	5.130	-	27.945

Tabel 3 : Ekspor Indonesia menurut Komoditi (Kode HS 8 digit)

Juni 2023

Kode H S	Uraian golongan barang	Berat bersih (Kg)		Nilai F.O.B. (U S \$)	
		Bulan ini	Kumulatif	Bulan ini	Kumulatif
(1)	(2)	(3)	(4)	(5)	(6)
87021041	Motor coaches, buses or minibuses, of a gvw ≥ 6 t but ≤ 18 t, for the transport of ≥ 10 persons, including driver, with only engine (diesel or semi-diesel); CKD	-	58.000	-	243.160
87021050	Vans for the transport of ≥ 10 persons, including driver, with only engine (diesel or semi-diesel); CKD	-	103	-	1.600
87021060	Motor cars (including stretch limousines), for the transport of ≥ 10 persons, including driver; with only engine (diesel or semi-diesel); not CKD	465.360	931.420	5.787.849	11.598.860
87021099	Vans , for the transport of >10 persons, including driver; of a gvw ≤ 24 t, with only engine (diesel or semi-diesel); not CKD	-	20.960	-	116.777
87022022	Motor coaches, buses or minibuses, for the transport of ≥ 30 persons, of a gvw of ≥ 6 t but ≤ 18 t, hybrid electric and engine (diesel or semi-diesel) for propulsion, CKD	-	6.000	-	45.466
87023010	Motor cars (incl stretch limousines), for the transport of > 10 persons, incl driver; with hybrid spark-ignition internal combustion piston engine and electric motor as motors for propulsion, CKD	-	34.500	-	149.750
87031090	Vehicles specially designed for travelling on snow	24.285	224.490	98.490	1.188.899
87032121	Motor cars (incl station wagon & sports car, but excl van, sedan, motor-homes, ambulance, ATV, or Go-kart), 4 WD; w/ only spark-ignition internal combustion piston engine, cylinder capacity ≤ 1,000 cc, CKD	-	7.935	-	66.663
87032129	Motor car (incl station wagon & sports car, but excl van, sedan, motor-homes, ambulance, ATV, or Go-kart), not 4 WD, w/ only spark-ignition internal combustion piston engine, cylinder capacity ≤ 1,000 cc, CKD	-	79.329	-	471.081
87032159	Motor cars (incl station wagon & sports car, but excl van, sedan, motor-homes, ambulance, ATV, Go-kart), not 4 WD, w/ only spark-ignition internal combustion piston engine, cylinder capacity ≤ 1,000 cc, not CKD	3.695.965	27.858.062	38.502.713	278.730.601
87032191	Three-wheeled vehicles, with only spark-ignition internal combustion piston engine, of a cylinder capacity ≤ 1,000 cc, not CKD	411.810	3.714.630	2.419.935	21.665.625
87032217	Sedan, with only spark-ignition internal combustion piston engine, of a cylinder capacity > 1,000 cc but ≤ 1,500 cc, CKD	1.950	1.950	23.236	23.236
87032229	Motor cars (including station wagons and sports cars, not including vans), of 4 WD, with only spark-ignition internal combustion piston engine, of a cylinder capacity > 1,000 cc but ≤ 1,500 cc, CKD	-	77.752	-	466.332
87032251	Motor cars (including station wagons and sports cars, not incl vans), of 4 WD, with only spark-ignition internal combustion piston engine, of a cylinder capacity > 1,000 cc but ≤ 1,500 cc, not CKD	-	5.100	-	34.748
87032259	Motor cars (including station wagons and sports cars, not incl vans), of 4 WD, with only spark-ignition internal combustion piston engine, of a cylinder capacity > 1,000 cc but ≤ 1,500 cc, not CKD	16.522.841	100.901.961	144.244.019	930.439.615
87032290	Vans, with only spark-ignition internal combustion piston engine, of a cylinder capacity > 1,000 cc but ≤ 1,500 cc, not CKD	3.317.625	21.741.190	31.785.170	211.662.409
87032321	Sedan, with only spark-ignition internal combustion piston engine, of a cylinder capacity > 1,500 cc but ≤ 1,800 cc, CKD	-	1.700	-	2.768
87032323	Sedan, with only spark-ignition internal combustion piston engine, of a cylinder capacity > 2,000 cc but ≤ 2,500 cc, CKD	9.100	12.070	58.290	80.730
87032336	Motor cars (incl station wagons and sports cars, not incl vans), not 4WD, with only spark-ignition internal combustion piston engine, of a cylinder capacity > 2,000 cc; CKD	-	3.200	-	21.740
87032364	Motor cars (incl station wagons and sports cars, not incl vans), of 4WD, with only spark-ignition internal combustion piston engine, of a cylinder capacity > 2,500 cc; not CKD	-	3.575.655	-	38.539.615

Tabel 3 : Ekspor Indonesia menurut Komoditi (Kode HS 8 digit)

Juni 2023

Kode H S	Uraian golongan barang	Berat bersih (Kg)		Nilai F.O.B. (U S \$)	
		Bulan ini	Kumulatif	Bulan ini	Kumulatif
(1)	(2)	(3)	(4)	(5)	(6)
87032365	Motor cars (incl station wagons and sports cars, not incl vans), not 4 WD, with only spark-ignition internal combustion piston engine, of a cylinder capacity > 1,500 cc but ≤ 1,800 cc; not CKD	13.658.053	84.541.743	148.985.326	862.271.349
87032366	Motor cars (incl station wagons and sports cars, not incl vans), not 4 WD, with only spark-ignition internal combustion piston engine, of a cylinder capacity > 1,800 cc but ≤ 2,000 cc; not CKD	-	1.574.025	-	17.005.428
87032367	Motor cars (incl station wagons and sports cars, not incl vans), not 4 WD, with only spark-ignition internal combustion piston engine, of a cylinder capacity > 2,000 cc but ≤ 2,500 cc; not CKD	1.795.115	2.816.390	20.139.917	30.334.805
87032368	Motor cars (incl station wagons and sports cars, not incl vans), not 4 WD, with only spark-ignition internal combustion piston engine, of a cylinder capacity > 2,500 cc, not CKD	9.995.920	30.298.085	114.381.932	342.835.017
87032371	Vans, with only spark-ignition internal combustion piston engine, of a cylinder capacity > 1,500 cc but ≤ 1,800 cc; not CKD	249.560	1.699.320	1.470.708	10.995.858
87032415	Sedan, with only spark-ignition internal combustion piston engine, of a cylinder capacity > 3,000 cc; CKD	-	1.340	-	4.853
87032429	Motor cars (including station wagons and sports cars, but not including vans), with only spark-ignition internal combustion piston engine, not of 4 WD, of a cylinder capacity > 3,000 cc; CKD	1.500	3.300	12.127	23.619
87032449	Sedan, not of 4 WD, with only spark-ignition internal combustion piston engine, of a cylinder capacity > 3,000 cc; CKD	1.630	1.630	143.394	143.394
87032451	Motor cars (including station wagons and sports cars, but not including vans), of 4 WD, with only spark-ignition internal combustion piston engine, cylinder capacity >3,000 cc; CKD	-	4.097.465	-	51.206.869
87032459	Motor cars (including station wagons and sports cars, but not including vans), of not 4 WD, with only spark-ignition internal combustion piston engine, cylinder capacity >3,000 cc; CKD	-	3.970	-	51.000
87032469	Vans, not of 4 WD, with only spark-ignition internal combustion piston engine, of a cylinder capacity > 3,000 cc; CKD	1.440	1.440	8.333	8.333
87033129	Motor cars (including station wagons and sports cars, but not including vans), of not 4 WD, with only engine (diesel or semi-diesel), cylinder capacity ≤ 1,500 cc; CKD	5.820	12.690	33.278	84.087
87033211	Ambulances, with only compression-ignition internal combustion piston engine (diesel or semi-diesel), of a cylinder capacity > 1,500 cc but ≤ 2,500 cc; CKD	-	5.740	-	102.912
87033243	Vans, with only compression-ignition internal combustion piston engine (diesel or semi-diesel), of a cylinder capacity > 2,000 cc; CKD	-	2.000	-	3.500
87033273	Motor cars (including station wagons and sports cars, but not including vans), of 4 WD, with only engine (diesel or semi-diesel), cylinder capacity >2,000 cc; not CKD	-	1.884.580	-	20.835.452
87033276	Motor cars (incl station wagons and sports cars, but not incl vans), of not 4-WD, with only engine (diesel or semi-diesel), of a cylinder capacity > 2,000 cc; not CKD	-	2.481.040	-	24.575.932
87033281	Vans, with only compression-ignition internal combustion piston engine (diesel or semi-diesel), of a cylinder capacity > 1,500 cc but ≤ 1,800 cc; not CKD	1.962	3.972	1.500	4.500
87033340	Vans, with only engine (diesel or semi-diesel), of a cylinder capacity > 2,500 cc; CKD	-	32.830	-	154.345
87033371	Motor cars (incl station wagons and sports cars, but not incl vans), of 4 WD, with only engine (diesel or semi-diesel), of a cylinder capacity > 2,500 cc but ≤ 3,000 cc; not CKD	-	4.112.960	-	50.937.323

Tabel 3 : Ekspor Indonesia menurut Komoditi (Kode HS 8 digit)

Juni 2023

Kode H S	Uraian golongan barang	Berat bersih (Kg)		Nilai F.O.B. (U S \$)	
		Bulan ini	Kumulatif	Bulan ini	Kumulatif
		(1)	(2)	(3)	(4)
87033372	Motor cars (incl station wagons and sports cars, but not incl vans), of 4 WD, with only engine (diesel or semi-diesel), of a cylinder capacity > 3,000 cc; not CKD	-	22.500	-	122.886
87033380	Motor cars (incl station wagons and sports cars, but not incl vans), not of 4WD, with only engine (diesel or semi-diesel), of a cylinder capacity > 2,500 cc; not CKD	25.605	166.895	206.247	1.469.070
87033390	Vans, with only engine (diesel or semi-diesel), of a cylinder capacity > 2,500 cc; not CKD	-	2.980	-	21.080
87034042	Hearses, of a cylinder capacity > 1,000 cc but ≤ 1,500 cc, hybrid with spark-ignition engine and electric motor for propulsion, not capable charged by plugg to external source of electric; not CKD	12	12	96.621	96.621
87034047	Hearses, of a cylinder capacity > 3,000 cc, hybrid with spark-ignition engine and electric motor for propulsion, not capable charged by plugg to external source of electric; not CKD	39.000	86.500	237.850	598.200
87034062	Sedan, of a cylinder capacity > 1,000 cc but ≤ 1,500 cc, hybrid with spark-ignition engine and electric motor for propulsion, not capable charged by plugg to external source of electric; not CKD	38.135	38.135	541.189	541.189
87034082	Motor cars (incl station wagon&sports car,excl van),not 4 WD,cylinder capacity>1,000cc but ≤1,500cc,hybrid spark-ignition engine&elect motor for prop,not capable charge by plugg to ext source;not CKD	25.600	75.650	221.044	721.512
87034084	Motor cars (incl station wagon&sports car,excl van),not 4 WD,cylinder capacity>1,800cc but ≤2,000cc,hybrid spark-ignition engine&elect motor for prop,not capable charge by plugg to ext source;not CKD	528.465	994.195	7.580.942	14.174.629
87034092	Vans, of a cylinder capacity > 1,000 cc but ≤ 1,500 cc, hybrid with spark-ignition engine and electric motor for propulsion, not capable charged by plugg to external source of electric; not CKD	689.985	4.557.649	5.728.737	43.425.755
87038098	Station wagons & sports cars; with only electric motor for propulsion; not CKD	176.880	213.550	2.576.016	3.192.193
87039099	Vans, not for prison; not spark or compression-ignition internal combustion piston engine; not electric motor; not CKD	1.200	7.504	3.350	29.281
87041017	Motor vehicles for the transport of goods; dumpers designed for off-highway use; g.v.w. > 24 t & ≤ 45 t; CKD	32.720	73.190	23.044	63.648
87041018	Motor vehicles for the transport of goods; dumpers designed for off-highway use; g.v.w. > 45 t; CKD	-	268.000	-	320.000
87041031	Motor vehicles for the transport of goods; dumpers designed for off-highway use; g.v.w. ≤ 5 t; not CKD	-	5.140	-	75.288
87041035	Motor vehicles for the transport of goods; dumpers designed for off-highway use; g.v.w. > 24 t & ≤ 38 t; not CKD	-	70.000	-	20.000
87041036	Motor vehicles for the transport of goods; dumpers designed for off-highway use; g.v.w. > 38 t & ≤ 45 t; not CKD	-	203.180	-	3.258.398
87041037	Motor vehicles for the transport of goods; dumpers designed for off-highway use; g.v.w. > 45 t; not CKD	-	475.280	-	4.090.716
87042112	Pick-up trucks; for the transport of goods, with only diesel or semi-diesel engine; g.v.w. ≤ 5 t; CKD	5.000	20.800	28.312	89.845
87042119	Motor vehicles other than refrigerated lorries, pick-up trucks & three-wheeled vehicles; for the transport of goods, with only diesel or semi-diesel engine; g.v.w. ≤ 5 t; CKD	317.029	1.364.924	1.769.628	7.773.927
87042122	Refuse/garbage collection vehicles having a refuse compressing device; for the transport of goods, with only diesel or semi-diesel engine; g.v.w. ≤ 5 t; not CKD	3.500	3.500	27.718	27.718
87042123	Tanker vehicles; bulk-cement lorries (trucks); for the transport of goods, with only diesel or semi-diesel engine; g.v.w. ≤ 5 t; not CKD	25.360	57.060	2.973	3.910

Tabel 3 : Ekspor Indonesia menurut Komoditi (Kode HS 8 digit)

Juni 2023

Kode H S	Uraian golongan barang	Berat bersih (Kg)		Nilai F.O.B. (U S \$)	
		Bulan ini	Kumulatif	Bulan ini	Kumulatif
		(1)	(2)	(3)	(4)
87042124	Armoured cargo vehicles for transporting valuables; for the transport of goods, with only diesel or semi-diesel engine; g.v.w .≤ 5 t; not CKD	11.850	105.200	90.375	789.799
87042126	Pick-up trucks; for the transport of goods, with only diesel or semi-diesel engine; g.v.w .≤ 5 t; not CKD	47.950	799.204	342.704	5.698.686
87042129	Motor vehicles other than refrigerate, garbage collect, tanker, armoured, hooklift, pick-up, 3-wheeled; for the transport of goods, with only diesel or semi-diesel engine; g.v.w .≤ 5 t; not CKD	904.320	3.339.622	6.408.338	23.665.916
87042219	Motor vehicles other than refrigerated lorries (trucks); for the transport of goods, with only diesel or semi-diesel engine; g.v.w. > 5 t & ≤ 6 t; CKD	-	11.800	-	112.000
87042229	Motor vehicles other than refrigerate, garbage collect, tanker, armoured, hooklift; for the transport of goods, with only diesel or semi-diesel engine; g.v.w. > 5 t & ≤ 6 t; not CKD	203.535	1.567.926	830.180	10.012.498
87042251	Motor vehicles other than refrigerate, garbage collect, tanker, armoured, hooklift; for the transport of goods, with only diesel or semi-diesel engine; g.v.w. > 6 t & ≤ 10 t; not CKD	-	63.450	-	472.950
87042259	Motor vehicles other than refrigerate, garbage collect, tanker, armoured, hooklift; for the transport of goods, with only diesel or semi-diesel engine; g.v.w. > 10 t & ≤ 20 t; not CKD	14.600	42.600	76.380	183.330
87042369	Motor vehicles other than refrigerate, garbage collect, tanker, armoured, hooklift, dumpers; for the transport of goods, with only diesel or semi-diesel engine; g.v.w. > 24 t & ≤ 45 t; not CKD	-	23.000	-	126.410
87043112	Pick-up trucks; for the transport of goods, with only spark-ignition engine; g.v.w. ≤ 5 t; CKD	46.469	212.633	305.968	1.296.573
87043123	Tanker vehicles; bulk-cement lorries (trucks); for the transport of goods, with only spark-ignition engine; g.v.w. ≤ 5 t; not CKD	-	339	-	4.565
87043126	Pick-up trucks; for the transport of goods, with only spark-ignition engine; g.v.w. ≤ 5 t; not CKD	1.188.330	8.208.060	7.667.899	57.815.702
87043129	Motor vehicles other than refrigerate, garbage collect, tanker, armoured, hooklift, pick-up, 3-wheeled; for the transport of goods, with only spark-ignition engine; g.v.w. ≤ 5 t; not CKD	1.422.318	10.440.066	13.080.730	91.617.377
87043292	Motor vehicles other than refrigerated lorries (trucks); for the transport of goods, with only spark-ignition engine; g.v.w. > 45 t; CKD	7.500	417.698	55.497	3.010.705
87045283	Tanker vehicles; bulk-cement lorries (trucks); for goods, with spark-ignition engine & electric motor can be charge; g.v.w. > 24 t & ≤ 45 t; not CKD	-	4	-	935
87049092	Motor vehicles for the transport of goods; not spark or compression-ignition internal combustion piston engine; not electric motor; g.v.w. > 5 t & ≤ 10 t; not CKD	13.074	85.310	27.591	204.731
87051000	Crane lorries	-	25.000	-	36.660
87053000	Fire fighting vehicles	-	154.000	-	2.172.884
87054000	Concrete-mixer lorries	-	8.348	-	39.150
87060011	Chassis fitted with engines; for vehicles of heading 8701; for agricultural tractors	-	2.470	-	11.014
87060022	Chassis fitted with engines; for vehicles of heading 8702; for motor cars including coaches, buses, minibuses or vans; g.v.w. ≤ 24 t	79.627	193.598	906.528	1.857.932
87060033	Chassis fitted with engines; for vehicles of heading 8703; for motor cars (including station wagons and sports cars, but not including vans)	5.850	11.700	67.075	145.287
87060039	Chassis fitted with engines; for vehicles of heading 8703; other than for go-karts, golf cars, ambulances, station wagons, sports cars, snow vehicles	-	34	-	40

Tabel 3 : Ekspor Indonesia menurut Komoditi (Kode HS 8 digit)

Juni 2023

Kode H S	Uraian golongan barang	Berat bersih (Kg)		Nilai F.O.B. (U S \$)	
		Bulan ini	Kumulatif	Bulan ini	Kumulatif
		(1)	(2)	(3)	(4)
87060041	Chassis fitted with engines; for vehicles of heading 8704; g.v.w. ≤ 24 t	-	12.000	-	67.700
87060050	Chassis fitted with engines; for vehicles of heading 8705	-	210	-	920
87071010	Bodies (including cabs); for the vehicles of heading 8703; for go-karts and golf cars (including golf buggies) and similar vehicles	1	1	25	25
87071090	Bodies (including cabs); for the vehicles of heading 8703; other than for go-karts, golf cars, ambulances, snow vehicles	119.409	583.785	1.647.740	7.291.466
87079011	Bodies (including cabs); for vehicles of heading 8701; driver's cabin for vehicles of subheading 870120	-	450	-	4.500
87079021	Bodies (including cabs); for vehicles of heading 8702; for motor cars (including stretch limousines but not including coaches, buses, minibuses or vans)	30	30	6	6
87079090	Bodies (including cabs); for vehicles of heading 8704; other than driver's cabin for vehicles of subheading 870120	125.109	1.095.566	963.777	5.741.816
87081010	Bumpers and parts thereof; for vehicles of heading 8701	1.300	14.490	69.982	363.903
87081090	Bumpers and parts thereof; other than for vehicles of heading 8701	242.446	1.792.799	2.849.485	14.814.577
87082100	Safety seat belts; for vehicles of headings 8701 to 8705	33.865	217.440	316.259	2.029.285
87082210	Front windscreens (windshields), rear windows and other windows specified in subheading note 1 to this chapter; for vehicles of heading 8701	5	558	314	2.735
87082220	Front windscreens (windshields), rear windows and other windows specified in subheading note 1 to this chapter; for vehicles of heading 8703	64.532	313.094	579.945	3.137.722
87082230	Front windscreens (windshields), rear windows and other windows specified in subheading note 1 to this chapter; for vehicles of heading 8702, 8704 or 8705	234.443	479.236	1.587.639	3.797.297
87082911	Components of door trim assemblies; for vehicles of heading 8701	3.152	10.851	15.319	87.328
87082915	Components of door trim assemblies; door armrests for vehicles of heading 8703	9.088	44.435	282.524	1.240.784
87082916	Components of door trim assemblies; other than door armrests for vehicles of heading 8703	230.341	1.356.961	2.027.145	12.751.045
87082917	Components of door trim assemblies; for vehicles of subheading 870410	0	7	4	130
87082918	Components of door trim assemblies; for vehicles of heading 8702 or other vehicles of heading 8704	5.793	45.903	20.621	161.745
87082919	Components of door trim assemblies; for vehicles of heading 8705	10.000	69.713	140.905	682.907
87082920	Parts of safety seat belts; for vehicles of headings 8701 to 8705	10.313	71.792	56.584	413.818
87082992	Other than components of door trim assemblies & parts of safety seat belts; for vehicles of heading 8701	4.246	21.302	20.589	104.933
87082993	Interior trim fittings; mudguards; for vehicles of heading 8703	142.150	890.628	1.247.209	8.301.121
87082994	Hood rods; for vehicles of heading 8703	149	742	971	8.115
87082995	Other than components of door trim assemblies & parts of safety seat belts; other than Interior trim fittings, mudguards, hood rods; for vehicles of heading 8703	1.182.890	6.970.833	7.336.797	50.517.466
87082996	Interior trim fittings; mudguards; for vehicles of heading 8702 or 8704	5.409	28.125	23.863	129.326
87082997	Hood rods; for vehicles of heading 8702 or 8704	1	133	2	431
87082998	Other than components of door trim assemblies & parts of safety seat belts; other than Interior trim fittings, mudguards, hood rods; for vehicles of heading 8702 or 8704	10.272	78.907	89.369	693.253
87082999	Other than components of door trim assemblies & parts of safety seat belts; for vehicles of heading 8705	1.186.427	4.619.647	3.862.164	18.676.843
87083010	Brakes and servo-brakes, parts thereof; for vehicles of heading 8701	43	1.409	364	32.644
87083021	Brake drums, brake discs or brake pipes; for vehicles of heading 8703	979.587	4.017.116	3.746.544	16.346.838

Tabel 3 : Ekspor Indonesia menurut Komoditi (Kode HS 8 digit)

Juni 2023

Kode H S	Uraian golongan barang	Berat bersih (Kg)		Nilai F.O.B. (U S \$)	
		Bulan ini	Kumulatif	Bulan ini	Kumulatif
		(1)	(2)	(3)	(4)
87083029	Brakes and servo-brakes, parts thereof; other than brake drums, brake discs or brake pipes; for vehicles of heading 8703	76.328	538.332	1.261.850	7.191.378
87083030	Brake drums, brake discs or brake pipes for vehicles of heading 8702 or 8704	13.367	73.529	150.745	739.388
87083090	Brakes and servo-brakes, parts thereof; other than brake drums, brake discs or brake pipes; for vehicles of heading 8705	329.380	1.744.335	735.300	3.692.431
87084011	Gear boxes, unassembled; for vehicles of heading 8703	31.925	158.905	471.838	2.563.713
87084013	Gear boxes, unassembled; for vehicles of heading 8704 or 8705	163	163	8.718	8.718
87084019	Gear boxes, unassembled; for vehicles of heading 8702	9.988	36.563	192.743	597.813
87084025	Gear boxes, assembled; for vehicles of heading 8701	5.184	33.048	99.727	631.458
87084026	Gear boxes, assembled; for vehicles of heading 8703	1.292.129	6.558.143	21.837.101	114.397.310
87084027	Gear boxes, assembled; for vehicles of heading 8704 or 8705	125.419	656.072	1.885.899	10.468.948
87084029	Gear boxes, assembled; for vehicles of heading 8702	2.641	10.928	2.009	17.201
87084091	Parts of gear boxes; for vehicles of heading 8701	12.380	41.768	23.743	82.642
87084092	Parts of gear boxes; for vehicles of heading 8703	167.605	937.495	794.792	4.604.761
87084099	Parts of gear boxes; for vehicles; other than of heading 8701 and 8703	298.547	1.533.550	2.908.963	13.414.550
87085011	Drive-axles with differential, whether or not provided with other transmission components, and non-driving axles; unassembled; for vehicles of heading 8703	62.656	283.881	263.243	1.911.635
87085013	Drive-axles with differential, whether or not provided with other transmission components, and non-driving axles; unassembled; for vehicles of heading 8704 or 8705	44.856	125.076	421.665	1.196.672
87085015	Drive-axles with differential, whether or not provided with other transmission components, and non-driving axles; unassembled; for vehicles of heading 8701	80	80	551	551
87085019	Drive-axles with differential, whether or not provided with other transmission components, and non-driving axles; unassembled; for vehicles of heading 8702	2.857	7.593	8.088	39.423
87085025	Drive-axles with differential, whether or not provided with other transmission components, and non-driving axles; assembled; for vehicles of heading 8701	1	86	2	3.747
87085026	Drive-axles with differential, whether or not provided with other transmission components, and non-driving axles; assembled; for vehicles of heading 8703	316.240	2.808.932	3.091.066	33.528.126
87085027	Drive-axles with differential, whether or not provided with other transmission components, and non-driving axles; assembled; for vehicles of heading 8704 or 8705	10	10	506	506
87085029	Drive-axles with differential, whether or not provided with other transmission components, and non-driving axles; assembled; for vehicles of heading 8702	532.726	3.183.671	2.787.978	17.274.593
87085091	Crown wheels and pinions; for vehicles of heading 8701	4.362	4.372	21.614	21.649
87085092	Parts of drive-axles with differential, whether or not provided with other transmission components, and non-driving axles; for vehicles of heading 8701	8.089	39.982	25.352	122.734
87085094	Crown wheels and pinions; for vehicles of heading 8703	-	16.603	-	1.975
87085095	Parts of drive-axles with differential, whether or not provided with other transmission components, and non-driving axles; for vehicles of heading 8703	55.041	186.538	491.564	1.826.614
87085099	Parts of drive-axles with differential, whether or not provided with other transmission components, and non-driving axles; for vehicles; other than of heading 8701 and 8703	273.671	1.171.917	1.521.140	6.841.276
87087016	Hub-caps; for vehicles of heading 8703	2.090	21.379	26.165	272.524
87087018	Hub-caps; for vehicles of heading 8702 or 8704; other than of subheading 870410	-	285	-	766
87087019	Hub-caps; for vehicles of heading 8705	16.212	1.583.577	94.072	7.478.426
87087021	Wheels fitted with tyres; for vehicles of heading 8701	-	5	-	40
87087022	Wheels fitted with tyres; for vehicles of heading 8703	80	200	200	400

Tabel 3 : Ekspor Indonesia menurut Komoditi (Kode HS 8 digit)

Juni 2023

Kode H S	Uraian golongan barang	Berat bersih (Kg)		Nilai F.O.B. (U S \$)	
		Bulan ini	Kumulatif	Bulan ini	Kumulatif
(1)	(2)	(3)	(4)	(5)	(6)
87087029	Wheels fitted with tyres; for vehicles of heading 8705	2.311	4.269	10.420	16.885
87087031	Wheels not fitted with tyres; for vehicles of heading 8701	34.955	157.950	112.171	509.553
87087032	Wheels not fitted with tyres; for vehicles of heading 8703	4.162.832	21.597.965	20.472.722	111.439.913
87087034	Wheels not fitted with tyres; for vehicles of heading 8702 or other vehicles of heading 8704	130.338	686.491	293.737	1.519.518
87087039	Wheels not fitted with tyres; for vehicles of heading 8705; or dumpers designed for off-highway use with g.v.w. ≤ 45 t	7.812	76.722	24.743	230.878
87087096	Parts and accessories of the road wheels; other than hub-cups, wheels, tyres; for vehicles of heading 8702 or 8704	27.425	108.272	55.262	244.010
87087097	Parts and accessories of the road wheels; other than hub-cups, wheels, tyres; for vehicles of heading 8703	233	1.054	3.969	18.846
87087099	Parts and accessories of the road wheels; other than hub-cups, wheels, tyres; for vehicles of heading 8705	60.819	335.568	197.866	1.096.345
87088015	Suspension systems; for vehicles of heading 8701	112	759	4.090	20.235
87088016	Suspension systems; for vehicles of heading 8703	126.659	425.514	1.012.075	3.832.971
87088017	Suspension systems; for vehicles of subheading 870410 or heading 8705	32	565	397	4.658
87088019	Suspension systems; for vehicles of heading 8702 or 8704 (excluding subheading 870410)	579.193	3.291.492	1.905.699	10.366.036
87088091	Parts of suspension systems; for vehicles of heading 8701	47	48	2.829	3.379
87088092	Parts of suspension systems; for vehicles of heading 8703	110.412	587.126	590.259	3.490.137
87088099	Parts of suspension systems; for vehicles; other than of heading 8701 and 8703	138.077	586.853	1.265.746	2.822.562
87089115	Radiators; for vehicles of heading 8701	14	72	163	659
87089116	Radiators; for vehicles of heading 8703	218.079	1.182.606	2.472.703	13.459.225
87089118	Radiators; for vehicles of heading 8702 or 8704 (excluding subheading 870410)	1.827	10.009	41.827	235.621
87089119	Radiators; for vehicles of heading 8705	22.707	127.825	274.775	1.434.897
87089191	Parts of radiators; for vehicles of heading 8701	13	35	85	259
87089193	Drain plugs of radiators; for vehicles of heading 8703	137	1.951	1.225	15.293
87089194	Drain plugs of radiators; for vehicles of heading 8702 or 8704 (excluding subheading 870410)	-	10	-	20
87089195	Parts of radiators; for vehicles of heading 8703	1.357	4.610	11.842	52.899
87089199	Parts of radiators; for vehicles of heading 8705 and subheading 870410	284.868	1.902.715	3.739.135	26.728.558
87089210	Silencers (mufflers) and exhaust pipes and parts thereof; for vehicles of heading 8701	-	245	-	753
87089220	Silencers (mufflers) and exhaust pipes and parts thereof; for vehicles of heading 8703	18.712	115.813	348.607	2.169.134
87089251	Silencers (mufflers) and exhaust pipes; for vehicles of subheading 870410	491	2.627	11.424	71.202
87089252	Parts of silencers (mufflers) and exhaust pipes; for vehicles of subheading 870410	39	574	125	3.075
87089261	Silencers (mufflers) and exhaust pipes; for vehicles of heading 8702 or vehicles of heading 8704 (excluding vehicles of subheading 870410)	56	182	665	883
87089262	Parts of silencers (mufflers) and exhaust pipes; for vehicles of heading 8702 or vehicles of heading 8704 (excluding vehicles of subheading 870410)	906	9.263	4.465	81.465
87089290	Silencers (mufflers) and exhaust pipes and parts thereof; for vehicles of heading 8705	32.015	142.469	545.684	2.546.270
87089350	Clutches and parts thereof; for vehicles of heading 8701	4.115	27.787	14.451	82.257
87089360	Clutches and parts thereof; for vehicles of heading 8703	807.675	4.753.095	5.115.748	31.350.325
87089370	Clutches and parts thereof; for vehicles of heading 8704 or 8705	4.438	41.771	53.409	544.130
87089390	Clutches and parts thereof; for vehicles of heading 8702	198.517	885.443	1.938.775	8.830.375
87089411	Steering wheels with airbag assemblies; for vehicles of heading 8701	599	991	2.677	5.061
87089419	Steering wheels with airbag assemblies; for vehicles of heading 8702 to 8705	2	780	3.144	8.261
87089494	Steering columns and steering boxes and parts thereof; for vehicles of heading 8701	-	272	-	4.574

Tabel 3 : Ekspor Indonesia menurut Komoditi (Kode HS 8 digit)

Juni 2023

Kode H S	Uraian golongan barang	Berat bersih (Kg)		Nilai F.O.B. (U S \$)	
		Bulan ini	Kumulatif	Bulan ini	Kumulatif
		(1)	(2)	(3)	(4)
87089495	Steering columns and steering boxes and parts thereof; for vehicles of heading 8703	278.481	1.225.174	3.492.414	16.866.726
87089499	Steering columns and steering boxes and parts thereof; for vehicles of heading 8702, 8704, and 8705	210.182	874.060	1.803.506	8.466.207
87089510	Safety airbags with inflater system; for vehicles of heading 8701 to 8705	14.056	92.042	274.282	1.970.143
87089590	Parts of safety airbags with inflater system; for vehicles of heading 8701 to 8705	1.237	8.738	41.732	267.034
87089911	Unassembled fuel tanks, engine brackets; for vehicles of heading 8701	136.063	723.864	640.801	3.056.646
87089919	Parts and accessories of the motor vehicles of heading 8701, not elsewhere classified in heading 8708	1.519	4.539.350	33.324	1.202.381
87089921	Fuel tanks; for vehicles of heading 8702, 8703 or 8704	25.250	128.187	249.305	1.479.486
87089924	Lower half of the fuel tank, fuel caps, filler pipes, filler hose assembly, fuel tank bands; for vehicles of heading 8702, 8703 or 8704	15.056	45.320	370.061	729.130
87089925	Part of fuel tanks other than lower half of the fuel tank, fuel caps, filler pipes, filler hose assembly, and fuel tank bands; for vehicles of heading 8702, 8703 or 8704	8.125	80.944	107.009	1.061.320
87089930	Accelerator, brake or clutch pedals; for vehicles of heading 8702, 8703 or 8704	3.957	33.009	72.091	579.077
87089940	Battery carriers or trays and brackets therefor; for vehicles of heading 8702, 8703 or 8704	3.406	19.337	11.636	68.629
87089950	Radiator shrouds; for vehicles of heading 8702, 8703 or 8704	1.772	7.228	207.180	1.738.517
87089961	Chassis frames or parts thereof; for vehicles of heading 8702	20	139	332	1.110
87089962	Chassis frames or parts thereof; for vehicles of heading 8703	98.813	536.820	385.499	1.988.351
87089963	Chassis frames or parts thereof; for vehicles of heading 8704	48.054	269.367	120.105	750.135
87089970	Engine brackets; for vehicles of heading 8702, 8703 or 8704	80.916	633.651	533.546	3.701.689
87089980	Parts and accessories of the vehicles of heading 8702, 8703 or 8704, not elsewhere classified in heading 8708	2.495.579	16.646.271	21.739.211	146.863.714
87089991	Unassembled fuel tanks, engine brackets; for vehicles of heading 8705	6.176	30.518	134.376	657.726
87089999	Parts and accessories of the vehicles of heading 8705, not elsewhere classified in heading 8708	2.657.996	17.543.343	19.055.401	141.284.574
87091900	Non-electrical work trucks (self-propelled, not fitted with lifting/handling equipment, used for short distance transport of goods) and tractors (used on railway station platforms)	-	93.328	-	133.426
87099000	Parts of work trucks (self-propelled, not fitted with lifting/handling equipment, used for short distance transport of goods) and tractors (used on railway station platforms)	8.456	33.796	137.676	335.177
87100000	Tanks and other armoured fighting vehicles, motorised, whether or not fitted with weapons, and parts of such vehicles	16.025	533.866.949	237.257	33.052.420
87111012	Mopeds or motorised bicycles; with internal combustion piston engine of a cylinder capacity not exceeding 50 cc; Completely Knocked Down	-	7.277	-	89.592
87111015	Motorcycles and motor scooters other than powered kick scooters and pocket motorcycles; with internal combustion piston engine of a cylinder capacity not exceeding 50 cc; Completely Knocked Down	28.282	147.241	345.743	2.227.983
87111019	Cycles (other than bicycles) fitted with an auxiliary motor; with internal combustion piston engine of a cylinder capacity not exceeding 50 cc; Completely Knocked Down	6.987	69.304	96.525	1.012.368
87111095	Motorcycles and motor scooters other than powered kick scooters and pocket motorcycles; with internal combustion piston engine of a cylinder capacity not exceeding 50 cc; not Completely Knocked Down	150	69.301	1.000	337.548
87111099	Cycles (other than bicycles) fitted with an auxiliary motor; with internal combustion piston engine of a cylinder capacity not exceeding 50 cc; not Completely Knocked Down	526	5.553	2.705	69.570

Tabel 3 : Ekspor Indonesia menurut Komoditi (Kode HS 8 digit)

Juni 2023

Kode H S	Uraian golongan barang	Berat bersih (Kg)		Nilai F.O.B. (U S \$)	
		Bulan ini	Kumulatif	Bulan ini	Kumulatif
		(1)	(2)	(3)	(4)
87112011	Motocross motorcycles; with internal combustion piston engine of a cylinder capacity exceeding 50 cc but not exceeding 250 cc; Completely Knocked Down	133.813	795.798	1.842.501	11.117.692
87112012	Mopeds or motorised bicycles; with internal combustion piston engine of a cylinder capacity exceeding 50 cc but not exceeding 250 cc; Completely Knocked Down	615.463	4.879.199	6.767.245	54.123.602
87112013	Pocket motorcycles; with internal combustion piston engine of a cylinder capacity exceeding 50 cc but not exceeding 250 cc; Completely Knocked Down	93.566	93.566	819.939	819.939
87112014	Motorcycles (with or without side-cars), including motor scooters, other than motocross motorcycles and pocket motorcycles; of a cylinder capacity exceeding 150 cc but not exceeding 200 cc; CKD	7.840	38.130	94.360	581.346
87112015	Motorcycles (with or without side-cars), including motor scooters, other than motocross motorcycles and pocket motorcycles; of a cylinder capacity exceeding 200 cc but not exceeding 250 cc; CKD	-	2	-	498
87112016	Motorcycles (with or without side-cars), including motor scooters, other than motocross motorcycles and pocket motorcycles; of a cylinder capacity exceeding 50 cc but not exceeding 150 cc; CKD	1.022.825	4.214.959	5.701.154	22.941.910
87112019	Cycles (other than bicycles) fitted with an auxiliary motor; with internal combustion piston engine of a cylinder capacity exceeding 50 cc but not exceeding 250 cc; Completely Knocked Down	460.264	2.566.893	5.579.564	28.644.895
87112091	Motocross motorcycles; with internal combustion piston engine of a cylinder capacity exceeding 50 cc but not exceeding 250 cc; not Completely Knocked Down	88.330	1.064.088	1.346.860	16.533.510
87112092	Mopeds or motorised bicycles; with internal combustion piston engine of a cylinder capacity exceeding 50 cc but not exceeding 250 cc; not Completely Knocked Down	119.090	1.022.129	2.097.079	18.029.534
87112094	Motorcycles (with or without side-cars), including motor scooters, other than motocross motorcycles and pocket motorcycles; of a cylinder capacity exceeding 150 cc but not exceeding 200 cc; not CKD	2.605.016	13.466.110	32.605.399	166.675.213
87112095	Motorcycles (with or without side-cars), including motor scooters, other than motocross motorcycles and pocket motorcycles; of a cylinder capacity exceeding 200 cc but not exceeding 250 cc; not CKD	157.650	1.154.500	3.081.262	21.771.346
87112096	Motorcycles (with or without side-cars), including motor scooters, other than motocross motorcycles and pocket motorcycles; of a cylinder capacity exceeding 50 cc but not exceeding 150 cc; not CKD	1.695.602	9.779.033	18.915.615	113.877.782
87112099	Cycles (other than bicycles) fitted with an auxiliary motor; with internal combustion piston engine of a cylinder capacity exceeding 50 cc but not exceeding 250 cc; not Completely Knocked Down	-	6.590	-	93.400
87113090	Motorcycles and cycles fitted with an auxiliary motor, with/without side-cars other than motocross motorcycles; with internal combustion piston engine of 250 cc < cylinder capacity ≤ 500 cc; not CKD	1.268.134	7.512.367	18.526.871	113.659.236
87114019	Motocross motorcycles; with internal combustion piston engine of a cylinder capacity exceeding 500 cc but not exceeding 800 cc; not Completely Knocked Down	-	14	-	273
87114090	Motorcycles and cycles fitted with an auxiliary motor, with/without side-cars other than motocross motorcycles; with internal combustion piston engine of 500 cc < cylinder capacity ≤ 800 cc; not CKD	177	533	5.449	16.377
87115090	Motorcycles (with or without side-cars); with internal combustion piston engine of a cylinder capacity exceeding 800 cc; not Completely Knocked Down	197	885	32.717	89.282

Tabel 3 : Ekspor Indonesia menurut Komoditi (Kode HS 8 digit)

Juni 2023

Kode H S	Uraian golongan barang	Berat bersih (Kg)		Nilai F.O.B. (U S \$)	
		Bulan ini	Kumulatif	Bulan ini	Kumulatif
(1)	(2)	(3)	(4)	(5)	(6)
87116011	Bicycles; with electric motor for propulsion; Completely Knocked Down	23	4.964	1.500	55.134
87116012	Kick scooters, self-balancing cycle, pocket motorcycles; with electric motor for propulsion; Completely Knocked Down	-	6	-	15
87116013	Motorcycles, other than pocket motorcycles; with electric motor for propulsion; Completely Knocked Down	780	784	8.040	8.196
87116019	Cycles fitted with an auxiliary motor, other than bicycles and self-balancing cycle; with electric motor for propulsion; Completely Knocked Down	8.506	18.771	134.790	294.579
87116093	Motorcycles, other than pocket motorcycles; with electric motor for propulsion; not Completely Knocked Down	4.870	5.698	55.718	69.946
87116094	Bicycles, with an auxiliary electric motor not exceeding 250 W and with the maximum speed not exceeding 25 km/h; not Completely Knocked Down	15	13.351	350	147.753
87116095	Bicycles, with an auxiliary electric motor exceeding 250 W and with the maximum speed exceeding 25 km/h; not Completely Knocked Down	-	26	-	10.050
87116099	Cycles fitted with an auxiliary motor other than bicycles and self-balancing cycle; with electric motor for propulsion; not Completely Knocked Down	150	150	1.227	1.227
87119060	Motorcycles (including mopeds) and cycles fitted with an auxiliary motor, with or without side-cars, not elsewhere classified in heading 8711; Completely Knocked Down	371.189	1.556.731	6.433.570	25.987.888
87119090	Motorcycles (including mopeds) and cycles fitted with an auxiliary motor, with or without side-cars, not elsewhere classified in heading 8711; not Completely Knocked Down	101.706	341.691	1.025.971	3.392.672
87120010	Racing bicycles, not motorised	14.214	215.461	627.977	5.336.800
87120020	Bicycles designed to be ridden by children, not motorised	1.273	14.085	12.363	176.779
87120030	Bicycles, not motorised, other than racing bicycles and bicycles designed to be ridden by children	274.141	2.567.014	6.792.084	61.983.505
87120090	Cycles (including delivery tricycles), other than bicycles, not motorised	274	31.148	420	83.510
87131000	Carriages for disabled persons; not mechanically propelled	-	1	-	10
87139000	Carriages for disabled persons; mechanically propelled	30	5.192	70	38.608
87141010	Saddles; of motorcycles (including mopeds)	11.734	18.647	136.552	150.239
87141020	Spokes and nipples; of motorcycles (including mopeds)	41	1.786	249	19.467
87141030	Frame and forks including telescopic fork, rear suspension and parts thereof; of motorcycles (including mopeds)	874.200	5.142.473	4.638.507	27.294.219
87141040	Gearing, gearbox, clutch and other transmission equipment and parts thereof; of motorcycles (including mopeds)	74.357	616.441	700.899	5.158.004
87141050	Wheel rims; of motorcycles (including mopeds)	231.837	985.477	1.579.708	6.909.991
87141060	Brakes and parts thereof; of motorcycles (including mopeds)	176.060	1.283.421	2.362.783	17.885.420
87141070	Silencers (mufflers) and parts thereof; of motorcycles (including mopeds)	67.758	120.975	464.406	1.130.563
87141090	Parts and accessories of motorcycles (including mopeds), not elsewhere classified in heading 8714	6.521.547	35.076.466	74.050.026	402.171.288
87142019	Castors wheels of carriages for disabled persons; not elsewhere classified in heading 8714	64.479	362.760	690.755	3.769.702
87142090	Parts and accessories of carriages for disabled persons, other than castors wheels	28	3.509	138	1.685
87149110	Frames and forks, and parts thereof; for bicycles of subheading 87120020	-	203	-	11.412
87149191	Parts for forks; for bicycles or other cycles other than those of subheading 87120020	34	39	353	852
87149199	Frames and forks, and parts thereof, other than parts for forks; for bicycles or other cycles other than those of subheading 87120020	5.010	55.890	117.960	861.251
87149210	Wheel rims and spokes; for bicycles of subheading 87120020	-	2	-	5
87149290	Wheel rims and spokes; for bicycles or other cycles other than those of subheading 87120020	758	11.834	17.267	130.956

Tabel 3 : Ekspor Indonesia menurut Komoditi (Kode HS 8 digit)

Juni 2023

Kode H S	Uraian golongan barang	Berat bersih (Kg)		Nilai F.O.B. (U S \$)	
		Bulan ini	Kumulatif	Bulan ini	Kumulatif
		(1)	(2)	(3)	(4)
87149310	Hubs, other than coaster braking hubs and hub brakes, and free-wheel sprocket-wheels; for bicycles of subheading 87120020	169	390	194	429
87149390	Hubs, other than coaster braking hubs and hub brakes, and free-wheel sprocket-wheels; for bicycles or other cycles other than bicycles of those 87120020	474.733	2.536.203	6.714.678	35.003.853
87149410	Brakes, including coaster braking hubs and hub brakes, and parts thereof; for bicycles of subheading 87120020	-	292	-	298
87149490	Brakes, including coaster braking hubs and hub brakes, and parts thereof; for bicycles or other cycles other than those of subheading 87120020	52.790	422.142	508.901	4.543.914
87149510	Saddles; for bicycles of subheading 87120020	730	10.555	6.668	94.152
87149590	Saddles; for bicycles or other cycles other than those of subheading 87120020	3	286	40	5.544
87149610	Pedals and crank-gear, and parts thereof; for bicycles of subheading 87120020	36.597	175.904	251.208	974.483
87149690	Pedals and crank-gear, and parts thereof; for bicycles or other cycles other than those of subheading 87120020	8.534	17.831	228.393	529.430
87149911	Handle bars, pillars, mudguards, reflectors, carriers, control cables, lamp brackets or bracket lugs, other accessories; for bicycles of subheading 87120020	696	3.622	8.023	38.907
87149912	Chain wheels and cranks, other parts; for bicycles of subheading 87120020	-	67.635	-	634.277
87149991	Handle bars, pillars, mudguards, reflectors, carriers, control cables, lamp brackets or bracket lugs; other accessories; for bicycles or other cycles other than those of subheading 87120020	142.220	826.483	912.245	5.945.563
87149993	Nipples for spokes; for bicycles or other cycles other than those of subheading 87120020	-	88	-	995
87149994	Chain wheels and cranks; other parts; for bicycles or other cycles other than those of subheading 87120020	423.920	2.598.141	5.122.825	29.123.212
87150000	Baby carriages and parts thereof	3.181	12.941	45.499	83.810
87163991	Trailers and semi-trailers for the transport of goods; other than tanker and agricultural type; having a carrying capacity (payload) exceeding 200 t	-	312.300	-	1.299.296
87163999	Trailers and semi-trailers for the transport of goods; other than tanker and agricultural type; having a carrying capacity (payload) not exceeding 200 t	26.035	121.094	103.890	468.909
87168010	Carts and wagons, sack trucks, hand trolleys and similar hand-propelled vehicles of a kind used in factories or workshops, except wheelbarrows	1.426	13.243	21.053	134.112
87168020	Wheelbarrows	60.419	248.830	86.591	354.150
87168090	Vehicles, not mechanically propelled, not elsewhere classified in heading 8716	328	4.651	1.616	29.185
87169013	Parts; for goods of subheading 871620	-	174	-	736
87169019	Parts; for trailers and semi-trailers other than those of subheading 871620	8.197	74.505	22.209	230.980
87169023	Parts; for goods of subheading 87168010, not elsewhere classified in heading 8716	300	1.375	100	678
87169095	Castor wheels, of a diameter (including tyres) exceeding 100 mm but not more than 250 mm provided the width of the wheel or tyre fitted thereto \geq 30 mm; for goods of subheading 87168090	600	844	8.768	14.893
87169099	Parts; for goods of subheading 87168090, not elsewhere classified in heading 8716	39	28.258	299	241.933
88010000	Balloons and dirigibles; gliders, hang gliders and other non-powered aircraft	166	742	322	3.577
88021100	Helicopters; of an unladen weight not exceeding 2,000 kg	-	1	-	573
88022010	Aeroplanes; of an unladen weight not exceeding 2,000 kg	-	9.503	-	126.000
88022090	Powered aircraft, except unmanned aircraft of heading 8806; other than helicopters and aeroplanes; of an unladen weight not exceeding 2,000 kg	-	33	-	1.164

Tabel 3 : Ekspor Indonesia menurut Komoditi (Kode HS 8 digit)

Juni 2023

Kode H S	Uraian golongan barang	Berat bersih (Kg)		Nilai F.O.B. (U S \$)	
		Bulan ini	Kumulatif	Bulan ini	Kumulatif
		(1)	(2)	(3)	(4)
88023010	Aeroplanes; of an unladen weight exceeding 2,000 kg but not exceeding 15,000 kg	6.000	14.150	900.000	12.398.356
88023090	Powered aircraft, except unmanned aircraft of heading 8806; other than helicopters and aeroplanes; of an unladen weight exceeding 2,000 kg but not exceeding 15,000 kg	-	77.000	-	240.000
88024010	Aeroplanes; of an unladen weight exceeding 15,000 kg	-	32.100	-	60.000
88024090	Powered aircraft, except unmanned aircraft of heading 8806; other than helicopters and aeroplanes; of an unladen weight exceeding 15,000 kg	-	438	-	41.037
88040010	Rotochutes and parts thereof	2	921	5	138.155
88052100	Air combat simulators and parts thereof	30	30	10.000	10.000
88052990	Parts of ground flying trainers	-	1.750	-	19
88062100	Unmanned aircraft; other than designed for the carriage of passengers; for remote-controlled flight only; with maximum take-off weight not more than 250 g	18	155	7.428	31.147
88062200	Unmanned aircraft; other than designed for the carriage of passengers; for remote-controlled flight only; with maximum take-off weight more than 250 g but not more than 7 kg	89	629	53.819	419.544
88062300	Unmanned aircraft; other than designed for the carriage of passengers; for remote-controlled flight only; with maximum take-off weight more than 7 kg but not more than 25 kg	-	11	-	1.500
88062900	Unmanned aircraft; other than designed for the carriage of passengers; for remote-controlled flight only; with maximum take-off weight more than 150 kg	9	42	0	6.220
88069200	Unmanned aircraft; other than designed for the carriage of passengers; not remote-controlled flight only; with maximum take-off weight more than 250 g but not more than 7 kg	-	5	-	15
88069900	Unmanned aircraft; other than designed for the carriage of passengers; not remote-controlled flight only; with maximum take-off weight more than 150 kg	-	83	-	14.323
88071000	Propellers and rotors and parts thereof; of goods of heading 8801, 8802 or 8806	16	460	102	34.945
88072000	Under-carriages and parts thereof; of goods of heading 8801, 8802 or 8806	634	4.190	2.700	19.300
88073000	Parts of aeroplanes, helicopters or unmanned aircraft; other than under-carriages, propellers, rotors, and parts thereof	79.207	159.295	3.596.014	33.781.896
88079000	Parts of goods of heading 8801, 8802 or 8806, not elsewhere classified in heading 8807	2.394	30.616	124.844	2.159.044
89011010	Cruise ships, excursion boats and similar vessels principally designed for the transport of persons; ferry-boats of all kinds; of a gross tonnage not exceeding 26	-	651	-	1.190
89011020	Cruise ships, excursion boats and similar vessels principally designed for the transport of persons; ferry-boats of all kinds; of a gross tonnage exceeding 26 but not exceeding 500	338.000	1.517.000	3.082.000	15.055.800
89012073	Tankers; of a gross tonnage exceeding 30,000 but not exceeding 50,000	-	16.069.000	-	23.000.000
89019012	Not motorised vessels for the transport of goods and vessels for the transport of both persons and goods; n.e.c. in heading 8901; of a gross tonnage exceeding 26 but not exceeding 500	162.000	162.000	743.367	743.367
89019014	Not motorised vessels for the transport of goods and vessels for the transport of both persons and goods; n.e.c. in heading 8901; of a gross tonnage exceeding 500	-	6.046.026	-	42.692.157
89019031	Motorised vessels for the transport of goods and vessels for the transport of both persons and goods; n.e.c. in heading 8901; of a gross tonnage not exceeding 26	9.000	20.000	101.841	215.142
89019032	Motorised vessels for the transport of goods and vessels for the transport of both persons and goods; n.e.c. in heading 8901; of a gross tonnage exceeding 26 but not exceeding 500	139.000	702.000	3.716.835	17.646.197

Tabel 3 : Ekspor Indonesia menurut Komoditi (Kode HS 8 digit)

Juni 2023

Kode H S	Uraian golongan barang	Berat bersih (Kg)		Nilai F.O.B. (U S \$)	
		Bulan ini	Kumulatif	Bulan ini	Kumulatif
		(1)	(2)	(3)	(4)
89019033	Motorised vessels for the transport of goods and vessels for the transport of both persons and goods; n.e.c. in heading 8901; of a gross tonnage exceeding 500 but not exceeding 1,000	-	575.000	-	2.017.000
89019034	Motorised vessels for the transport of goods and vessels for the transport of both persons and goods; n.e.c. in heading 8901; of a gross tonnage exceeding 1,000 but not exceeding 4,000	-	1.260.000	-	3.829.812
89019035	Motorised vessels for the transport of goods and vessels for the transport of both persons and goods; n.e.c. in heading 8901; of a gross tonnage exceeding 4,000 but not exceeding 5,000	-	1.992.000	-	20.000.000
89019036	Motorised vessels for the transport of goods and vessels for the transport of both persons and goods; n.e.c. in heading 8901; of a gross tonnage exceeding 5,000 but not exceeding 50,000	-	4.931.000	-	3.395.949
89019037	Motorised vessels for the transport of goods and vessels for the transport of both persons and goods; n.e.c. in heading 8901; of a gross tonnage exceeding 50,000	-	10.201.000	-	25.397.641
89031900	Inflatable (including rigid hull inflatable) boats; unladen (net) weight (excluding the motor) exceeding 100 kg	90	129.217	1.192	1.819.390
89032100	Sailboats, other than inflatable, with or without auxiliary motor; of a length not exceeding 7.5 m	59	1.459	53.043	107.843
89033200	Motorboats, other than inflatable, not including outboard motorboats; of a length exceeding 7.5 m but not exceeding 24 m	-	5.600	-	26.400
89039900	Yachts and other vessels for pleasure or sports; rowing boats and canoes; n.e.c. in heading 8903; of a length exceeding 7.5 m	729	28.293	5.464	637.947
89040032	Tugs and pusher craft; of a gross tonnage exceeding 26; of a power not exceeding 1,200 hp	2	3	15	17
89040035	Tugs and pusher craft; of a gross tonnage exceeding 26; of a power exceeding 4,000 hp	-	2.181.000	-	40.000
89052000	Floating or submersible drilling or production platforms	-	78.339.582	-	315.463.917
89059090	Light-vessels, fire-floats, floating cranes and other vessels the navigability of which is subsidiary to their main function; other than dredgers	-	1.978.317	-	13.805.054
89069090	Vessels other than those of heading 8901 to 8905, including lifeboats other than rowing boats; other than warships; of a displacement exceeding 300 t	3.482	27.308	101.528	151.122
89071000	Inflatable rafts	728	8.554	0	54.613
89079010	Buoys	6.797	33.636	152.960	260.135
89079090	Floating structures (for example, tanks, coffer-dams, landing-stages, and beacons)	972	848.790	80.000	5.370.875
90011010	Optical fibres, optical fibre bundles and cables; for telecommunications and other electrical uses	1.421	35.472	993.803	11.015.731
90011090	Optical fibres, optical fibre bundles and cables; not for telecommunications and other electrical uses	17.363	174.829	902.239	11.575.983
90012000	Sheets and plates of polarising material	-	3	-	404
90013000	Contact lenses	30.941	165.168	5.029.764	30.233.342
90014000	Spectacle lenses of glass	284	1.002	29.841	99.179
90015000	Spectacle lenses of materials other than glass	191.737	1.099.314	3.838.356	23.653.776
90019010	Optical elements, unmounted, of any material (excl. elements of glass not optically worked), not elsewhere classified in heading 9001; for photographic or cinematographic cameras or projectors	28	101	1.074	1.710
90019090	Optical elements, unmounted, of any material (excl. elements of glass not optically worked), not elsewhere classified in heading 9001; not for photographic or cinematographic cameras or projectors	7.421	18.645	65.060	287.453
90021100	Objective lenses; for cameras, projectors or photographic enlargers or reducers	4.071	26.881	614.421	3.024.437

Tabel 3 : Ekspor Indonesia menurut Komoditi (Kode HS 8 digit)

Juni 2023

Kode H S	Uraian golongan barang	Berat bersih (Kg)		Nilai F.O.B. (U S \$)	
		Bulan ini	Kumulatif	Bulan ini	Kumulatif
		(1)	(2)	(3)	(4)
90021900	Objective lenses; not for cameras, projectors or photographic enlargers or reducers	329	1.180	18.457	134.022
90022010	Filters; for cinematographic projectors	-	1	-	11
90022090	Filters; not for cinematographic projectors, cinematographic cameras, photographic cameras and other projectors	4.402	11.459	312.977	1.348.097
90029030	Optical elements, mounted, of any material (excluding elements of glass not optically worked); for cinematographic cameras, photographic cameras and other projectors; n.e.c. in heading 9002	2.562	11.874	1.253.818	5.672.838
90029090	Optical elements, mounted, being parts or fittings for instruments or apparatus, of any material (excluding elements of glass not optically worked); n.e.c. in heading 9002	39	299	20.257	95.798
90031100	Frames and mountings for spectacles, goggles or the like; of plastics	28	349	568	22.202
90031900	Frames and mountings for spectacles, goggles or the like; of materials other than plastics	63	565	32.263	224.552
90039000	Parts of frames and mountings for spectacles, goggles or the like	60	388	21.379	132.525
90041000	Sunglasses	150	1.918	10.037	204.422
90049010	Corrective spectacles	70	752	4.893	21.154
90049050	Protective goggles	26	27	604	616
90049090	Spectacles, goggles and the like; other than sunglasses, corrective spectacles, and protective goggles	410	8.416	4.322	68.967
90051000	Binoculars	-	21	-	13.867
90058010	Astronomical instruments, excluding instruments for radio-astronomy	-	0	-	5
90058090	Monoculars and other optical telescopes; other than binoculars	3	47	197	7.959
90059090	Parts and accessories (including mountings); for binoculars, monoculars, other optical telescopes	20	34	301	2.288
90063000	Cameras specially designed for underwater use, for aerial survey or for medical or surgical examination of internal organs; comparison cameras for forensic or criminological purposes	121	359	17.551	332.851
90064000	Instant print cameras	4	6	50	265
90065310	Photographic (other than cinematographic) cameras, other than those of subheading 900630 and 900640; for roll film of a width of 35 mm; with a through-the-lens viewfinder (SLR)	4	4	390	390
90065390	Photographic (other than cinematographic) cameras, other than those of subheading 900630 and 900640; for roll film of a width of 35 mm; without a through-the-lens viewfinder (SLR)	2	941	114	91.289
90065919	Photographic (other than cinematographic) cameras, other than those of subheading 900630 and 900640; for roll film of a width less than 35 mm; without a through-the-lens viewfinder (SLR)	2	11	5	5.575
90065929	Photographic (other than cinematographic) cameras, other than those of subheading 900630 & 900640; roll film of a width > 35 mm; for preparing printing plates/cylinders; other than laser photoplotters	-	5	-	63
90065990	Photographic (other than cinematographic) cameras; for roll film of a width more than 35 mm, not elsewhere classified in heading 9006	-	0	-	37
90066100	Discharge lamp ("electronic") flashlight apparatus	-	12	-	220
90066900	Photographic flashlight apparatus and flashbulbs other than discharge lamps of heading 8539; other than discharge lamp ("electronic") flashlight apparatus	2	2	449	575
90069110	Parts and accessories; for laser photoplotters of subheading 90065921	-	3	-	100
90069190	Parts and accessories; for cameras, not elsewhere classified in 9006	388	2.769	6.007	41.352

Tabel 3 : Ekspor Indonesia menurut Komoditi (Kode HS 8 digit)

Juni 2023

Kode H S	Uraian golongan barang	Berat bersih (Kg)		Nilai F.O.B. (U S \$)	
		Bulan ini	Kumulatif	Bulan ini	Kumulatif
		(1)	(2)	(3)	(4)
90069990	Parts and accessories; for flashbulbs	44	223	245	1.754
90071000	Cinematographic cameras, whether or not incorporating sound recording or reproducing apparatus	88	877	26.200	188.318
90072090	Cinematographic projectors, whether or not incorporating sound recording or reproducing apparatus; for film of 16 mm or more in width	-	25	-	1.606
90079100	Parts and accessories; for cinematographic cameras	122	429	13.706	36.254
90079200	Parts and accessories; for cinematographic cameras projectors	1.669	6.440	286	11.841
90085090	Image projectors, other than cinematographic, enlargers and reducers; other than microfilm, microfiche or other microform readers, whether or not capable of producing copies	-	169	-	2.653
90089090	Parts and accessories; of image projectors, other than cinematographic	-	640	-	301
90101000	Apparatus and equipment for automatically developing photographic (including cinematographic) film or paper in rolls or for automatically exposing developed film to rolls of photographic paper	-	18	-	202
90105090	Apparatus and equipment for photographic (including cinematographic) laboratories, not elsewhere classified in Chapter 90	-	5.589	-	4.711
90106090	Projection screens; of less than 300 inches	2.777	17.099	12.470	76.533
90109090	Parts and accessories of negatoscopes, projection screens, or apparatus and equipment for photographic (including cinematographic) laboratories, not elsewhere classified in Chapter 90	-	1	-	1.518
90111000	Stereoscopic microscopes	1	33	7	1.298
90112000	Compound optical microscopes, other than stereoscopic microscopes; for photomicrography, cinephotomicrography or microprojection	-	97	-	41.294
90118000	Compound optical microscopes, other than stereoscopic microscopes; not for photomicrography, cinephotomicrography or microprojection	35	78	1.730	6.337
90119000	Parts and accessories of compound optical microscopes	-	43	-	18.332
90121000	Microscopes other than optical microscopes; diffraction apparatus	4	291	3.996	56.044
90129000	Parts and accessories of diffraction apparatus and microscopes other than optical microscopes	1	403	149	232.648
90131010	Telescopic sights for fitting to arms; periscopes	1	19	329	4.217
90131020	Telescopes designed to form parts of machines, appliances, instruments or apparatus of Chapter 90 or Section XVI	0	167	329	26.349
90132000	Lasers, other than laser diodes	39	113	4.849	8.726
90138010	Optical error verification and repair apparatus for printed circuit boards/printed wiring boards and printed circuit assemblies	17	22	8.033	8.183
90138090	Optical appliances and instruments, not elsewhere classified in Chapter 90	193	798	25.195	163.831
90139010	Parts and accessories; of goods of subheading 90132000	-	1	-	10.619
90139070	Parts and accessories; of goods of subheading 90131010	15	15	8.366	8.366
90139090	Parts and accessories; of goods of subheading 90131020 and 90138090	3	242	2.924	57.741
90141000	Direction finding compasses	1	217	49	11.649
90142000	Instruments and appliances for aeronautical or space navigation (other than compasses)	-	18	-	300
90148011	Navigational instruments and appliances; of a kind used on ships, incorporating or working in conjunction with an automatic data processing machine; sonar or echo sounder	-	19	-	21.641
90148090	Navigational instruments and appliances, not elsewhere classified in heading 9014	831	5.343	54.619	527.970

Tabel 3 : Ekspor Indonesia menurut Komoditi (Kode HS 8 digit)

Juni 2023

Kode H S	Uraian golongan barang	Berat bersih (Kg)		Nilai F.O.B. (U S \$)	
		Bulan ini	Kumulatif	Bulan ini	Kumulatif
(1)	(2)	(3)	(4)	(5)	(6)
90149010	Parts and accessories of navigational instruments and apparatus; of a kind used on ships, working in conjunction with an automatic data processing machine	-	460	-	21.900
90149090	Parts and accessories of navigational instruments and apparatus; other than a kind used on ships, working in conjunction with an automatic data processing machine	3	172	1.113	24.522
90151010	Rangefinders; of a kind used in photography or cinematography	-	1	-	35
90151090	Rangefinders; other than a kind used in photography or cinematography	247	4.768	22.177	137.739
90152000	Theodolites and tachymeters (tacheometers)	-	28	-	25.328
90153000	Levels	581	2.312	95.649	330.536
90154000	Photogrammetrical surveying instruments and appliances	1	1	20	20
90158010	Radio-sonde and radio-wind apparatus	-	11	-	20.350
90158090	Surveying, hydrographic, oceanographic, hydrological, meteorological or geophysical instruments and appliances, excluding compasses, not elsewhere classified in heading 9015	445.861	734.849	848.645	4.199.368
90159000	Parts & accessories of rangefinders & surveying (incl. photogrammetrical surveying), hydrographic, oceanographic, hydrological, meteorological or geophysical instruments & appliances, excl. compasses	3.144	20.494	74.092	1.237.748
90160000	Balances of a sensitivity of 5 cg or better, with or without weights	259	763	355	9.537
90171090	Drafting tables and machines, whether or not automatic; other than plotters	266	609	8.430	24.510
90172010	Rulers	21	638	45	1.407
90172090	Drawing, marking-out or mathematical calculating instruments, not elsewhere classified in heading 9017	13	482	80	1.368
90173000	Micrometers, callipers and gauges	1.362	10.505	33.744	389.026
90178000	Instruments for measuring length, for use in the hand (for example, measuring rods and tapes), not specified or included elsewhere in Chapter 90	219	3.644	7.398	51.926
90179030	Parts and accessories of photoplotters for the manufacture of printed circuit boards/printed wiring boards	-	6	-	391
90179090	Parts & accessories of drawing, marking-out/mathematical calculating instruments & instruments for measuring length, for use in the hand, not included elsewhere in this Chapter, n.e.c. in heading 9017	29	57	14.098	14.164
90181100	Electro-cardiographs	26	725	36.862	567.249
90181200	Ultrasonic scanning apparatus	309	3.825	44.060	736.022
90181300	Magnetic resonance imaging apparatus	386	541	85.603	122.631
90181400	Scintigraphic apparatus	5	11	2.460	3.773
90181900	Electro-diagnostic apparatus (incl. apparatus for functional exploratory examination or for checking physiological parameters), not elsewhere classified in heading 9018	7.419	71.551	2.278.805	9.923.410
90182000	Ultra-violet or infra-red ray apparatus	1	20	322	5.390
90183110	Disposable syringes, with or without needles	400.664	3.327.931	2.099.665	20.647.775
90183190	Syringes, with or without needles; other than disposable syringes	47	510	270	13.403
90183200	Tubular metal needles and needles for sutures	-	485	-	5.051
90183910	Catheters	310	42.686	10.850	683.481
90183990	Cannulae and the like	13.269	52.499	80.342	292.591
90184100	Dental drill engines, whether or not combined on a single base with other dental equipment	-	4	-	186
90184900	Instruments and appliances, used in dental sciences, not elsewhere classified in heading 9018	1.111	6.515	175.845	1.044.563
90185000	Ophthalmic instruments and appliances, not elsewhere classified in heading 9018	7.517	43.703	2.284.896	13.603.780
90189010	Fibre optics headband lamps of a kind designed for medical use	3.882	15.587	79.187	302.050
90189020	Intravenous administration sets	10.138	65.700	66.764	453.557

Tabel 3 : Ekspor Indonesia menurut Komoditi (Kode HS 8 digit)

		Juni 2023			
Kode H S	Uraian golongan barang	Berat bersih (Kg)		Nilai F.O.B. (U S \$)	
		Bulan ini	Kumulatif	Bulan ini	Kumulatif
(1)	(2)	(3)	(4)	(5)	(6)
90189031	Electro-surgical or electro-medical instruments and appliances	-	624	-	447.195
90189039	Electronic instruments and appliances, used in medical, surgical, dental or veterinary sciences, including sight-testing instruments, not elsewhere classified in heading 9018	47	7.860	3.110	409.419
90189090	Non-electronic Instruments and appliances used in medical, surgical, dental or veterinary sciences, including sight-testing instruments, not elsewhere classified in heading 9018	1.167.307	6.638.063	12.475.999	67.186.388
90191010	Mechano-therapy appliances, massage apparatus, psychological aptitude-testing apparatus; electrically operated	24	7.867	85	407.301
90191090	Mechano-therapy appliances, massage apparatus, psychological aptitude-testing apparatus; not electrically operated	191	1.207	7.236	29.127
90192010	Invasive ventilators	-	2.524	-	178.425
90192020	Ventilators, other than invasive ventilators	-	17	-	776
90192090	Ozone therapy, oxygen therapy, aerosol therapy, artificial respiration or other therapeutic respiration apparatus; other than ventilators	4.267	62.037	355.405	3.428.372
90200010	Full face masks for chemical, biological, radiological and nuclear (CBRN) protection	1	222	6	1.525
90200090	Breathing appliances (other than those of heading 9019) and gas masks, excl. protective masks having neither mechanical parts nor replaceable filters; other than full face masks for CBRN protection	18	3.689	1.027	13.917
90211010	Orthopaedic or fracture appliances of iron or steel	-	9	-	2.600
90211090	Orthopaedic or fracture appliances of material other than iron or steel	-	10	-	1.213
90212100	Artificial teeth	3	52	108	2.191
90212920	Dental fittings of titanium	-	5	-	147
90212990	Dental fittings of material other than titanium, iron or steel	10	73	137	27.797
90213100	Artificial joints	-	103	-	32
90213900	Artificial parts of the body; other than artificial teeth and artificial joints	1.081	3.815	372.995	1.163.593
90214000	Hearing aids, excluding parts and accessories	3	91	9.541	74.011
90215000	Pacemakers for stimulating heart muscles, excluding parts and accessories	-	1	-	1.794
90219000	Appliances which are worn or carried, or implanted in the body, to compensate for a defect or disability, not elsewhere classified in 9021	5.619	33.651	367.045	2.274.920
90221200	Computed tomography apparatus	-	3.201	-	23.000
90221300	Apparatus based on the use of X-rays, including radiography or radiotherapy apparatus, other than computed tomography apparatus; for dental uses	-	0	-	255
90221400	Apparatus based on the use of X-rays, including radiography or radiotherapy apparatus, other than computed tomography apparatus; for medical, surgical or veterinary uses	-	982	-	25.575
90221910	X-ray apparatus for the physical inspection of solder joints on printed circuit board/printed wiring board assemblies	2.769	2.769	60.987	60.987
90221990	Apparatus based on the use of X-rays, other than computed tomography apparatus; not for medical, surgical, dental or veterinary uses, not elsewhere classified in heading 9022	188	256	3.958	76.618
90222100	Apparatus based on the use of alpha, beta, gamma or other ionising radiations, for medical, surgical, dental or veterinary uses, including radiography or radiotherapy apparatus	-	167	-	2.865
90222900	Apparatus based on the use of alpha, beta, gamma or other ionising radiations, not for medical, surgical, dental or veterinary uses	-	9.235	-	95.013

Tabel 3 : Ekspor Indonesia menurut Komoditi (Kode HS 8 digit)

		Juni 2023			
Kode H S	Uraian golongan barang	Berat bersih (Kg)		Nilai F.O.B. (U S \$)	
		Bulan ini	Kumulatif	Bulan ini	Kumulatif
(1)	(2)	(3)	(4)	(5)	(6)
90223000	X-ray tubes	769	3.790	93.431	303.499
90229010	Parts and accessories of X-ray apparatus for the physical inspection of solder joints on printed circuit assemblies	310	1.711	30.445	255.248
90229020	Parts and accessories of X-ray apparatus, other than for the physical inspection of solder joints on printed circuit assemblies	6	654	1.399	53.765
90229090	Parts & accessories of apparatus based on the use of alpha, beta, gamma/other ionising radiations; high tension generators, control panels & desks, screens, examination/treatment tables, chairs etc.	1.784	7.483	380.555	2.085.802
90230000	Instruments, apparatus and models, designed for demonstrational purposes (for example, in education or exhibitions), unsuitable for other uses	5.088	51.997	147.953	1.244.672
90241010	Machines and appliances for testing metals; electrically operated	-	481	-	37.147
90241020	Machines and appliances for testing metals; not electrically operated	22	39	502	603
90248010	Machines and appliances for testing the hardness, strength, compressibility, elasticity or other mechanical properties of materials (other than metals); electrically operated	233	627	10.331	108.689
90248020	Machines and appliances for testing the hardness, strength, compressibility, elasticity or other mechanical properties of materials (other than metals); not electrically operated	5	341	2.175	113.556
90249000	Parts and accessories of machines and appliances for testing the hardness, strength, compressibility, elasticity or other mechanical properties of materials	354	1.484	29.952	110.943
90251100	Thermometers and pyrometers, not combined with other instruments; liquid-filled, for direct reading	-	146	-	38.045
90251911	Temperature gauges for motor vehicles; electrically operated	-	7	-	1.076
90251919	Electrically operated thermometers and pyrometers, not combined with other instruments, other than liquid-filled for direct reading and temperature gauges for motor vehicles	1.634	5.842	178.579	564.349
90251920	Not electrically operated thermometers and pyrometers, not combined with other instruments, other than liquid-filled for direct reading	178	1.106	6.340	35.506
90258000	Hydrometers and similar floating instruments, barometers, hygrometers and psychrometers, recording or not, and any combination of these instruments	1.402	6.644	291.860	2.319.997
90259000	Parts and accessories of hydrometers and similar floating instruments, thermometers, pyrometers, barometers, hygrometers and psychrometers, recording or not, and any combination of these instruments	32	242	1.921	31.424
90261050	Level gauges for motor vehicles	1.775	4.445	27.448	157.891
90261090	Instruments and apparatus for measuring or checking the flow or level of liquids, other than level gauges for motor vehicles	2.795	15.810	38.917	302.428
90262050	Pressure gauges for motor vehicles	3.992	25.065	130.529	1.208.026
90262090	Instruments and apparatus for measuring or checking pressure, other than pressure gauges for motor vehicles	1.135	21.179	47.863	835.218
90268000	Instruments & apparatus for measuring/checking the variables of liquids/gases (e.g. flow meters, manometers, heat meters), excl. those of heading 9014, 9015, 9028 or 9032, n.e.c. in heading 9026	2.885	11.095	357.373	1.946.391
90269000	Parts and accessories of instruments and apparatus for measuring or checking the flow, level, pressure or other variables of liquids or gases, excl. those of heading 9014, 9015, 9028 or 9032	2.925	13.382	178.058	816.602
90271000	Gas or smoke analysis apparatus	1.107	7.127	175.993	654.221
90272000	Chromatographs and electrophoresis instruments	15	632	4.788	109.884
90273000	Spectrometers, spectrophotometers and spectrographs using optical radiations (UV, visible, IR)	-	458	-	147.520

Tabel 3 : Ekspor Indonesia menurut Komoditi (Kode HS 8 digit)

Juni 2023

Kode H S	Uraian golongan barang	Berat bersih (Kg)		Nilai F.O.B. (U S \$)	
		Bulan ini	Kumulatif	Bulan ini	Kumulatif
(1)	(2)	(3)	(4)	(5)	(6)
90275000	Instruments and apparatus using optical radiations (UV, visible, IR) other than spectrometers, spectrophotometers and spectrographs	2.146	13.874	466.802	2.645.173
90278100	Mass spectrometers	-	10	-	169
90278910	Exposure meters	485	486	389.912	391.375
90278990	Instruments & apparatus for physical/chemical analysis, for measuring viscosity, porosity, expansion, surface tension etc., or for measuring quantities of heat, sound/light; n.e.c. in heading 9027	31.418	220.496	5.154.518	29.897.435
90279000	Microtomes; parts and accessories	166.907	977.816	1.880.519	11.787.006
90281010	Gas meters of a kind mounted on gas containers	1	1	3.801	3.801
90281090	Gas meters, other than a kind mounted on gas containers	4	48	577	7.643
90282020	Water meters	217.196	1.044.541	3.357.435	16.063.161
90282090	Liquid meters, other than water meters	86	12.625	11.874	1.287.782
90283010	Kilowatt-hour meters	48.972	280.516	2.791.093	15.787.286
90283090	Electricity meters, other than kilowatt-hour meters	314	938	7.886	32.662
90289010	Parts and accessories of water meter housings or bodies	198	968	32.344	217.187
90289090	Parts and accessories of gas, liquid or electricity supply or production meters, other than water meter housings or bodies	26.680	105.159	1.486.711	5.702.664
90291020	Taximeters	39	1.994	4.283	178.337
90291090	Revolution counters, production counters, mileometers, pedometers and the like, other than taximeters	770	6.112	84.170	701.454
90292010	Speedometers for motor vehicles	29.057	201.671	1.466.097	11.049.674
90292020	Tachometers for motor vehicles	3.547	27.454	161.509	1.315.420
90292090	Speed indicators and tachometers (other than for motor vehicles); stroboscopes	27.666	191.532	1.644.971	10.858.402
90299010	Parts and accessories of goods of subheading 902910; parts and accessories of stroboscopes of subheading 902920	230	1.958	21.472	220.591
90299020	Parts and accessories of speed indicators and tachometers of subheading 902920	32.528	133.921	760.813	3.663.742
90301000	Instruments and apparatus for measuring or detecting ionising radiations	84	846	119.672	268.932
90302000	Oscilloscopes and oscillographs	6	66	20	20.432
90303100	Multimeters without a recording device	48	475	6.073	33.089
90303200	Multimeters with a recording device	-	369	-	65.615
90303310	Instruments and apparatus for measuring or checking voltage, current, resistance or power on printed circuit boards/printed wiring boards or printed circuit assemblies; without a recording device	31	83	3.123	8.368
90303320	Impedance-measuring instruments and apparatus, apparatus for testing electrostatic control equipment and electrostatic grounding devices/fixtures; without a recording device	10	25	1.156	1.376
90303330	Ammeters and voltmeters for motor vehicles; without a recording device	2	2	50	50
90303390	Instruments & apparatus, for measuring/checking voltage, current, resistance/power (oth than those for measuring/checking semiconductor wafers/devices); w/o a recording device, n.e.c. in heading 9030	3.786	19.172	514.125	3.218.730
90303900	Instruments & apparatus, for measuring/checking voltage, current, resistance/power (oth than those for measuring/checking semiconductor wafers/devices); w/ a recording device, n.e.c. in heading 9030	97	16.265	3.792	245.853
90304000	Instruments and apparatus, specially designed for telecommunications (for example, cross-talk meters, gain measuring instruments, distortion factor meters, psophometers), n.e.c. in heading 9030	5	2.005	718	401.949
90308290	Instruments and apparatus for measuring or checking semiconductor wafers or devices (including integrated circuits), other than wafer probers	36	1.383	25.049	637.652

Tabel 3 : Ekspor Indonesia menurut Komoditi (Kode HS 8 digit)

Juni 2023

Kode H S	Uraian golongan barang	Berat bersih (Kg)		Nilai F.O.B. (U S \$)	
		Bulan ini	Kumulatif	Bulan ini	Kumulatif
(1)	(2)	(3)	(4)	(5)	(6)
90308410	Instruments and apparatus, with a recording device, for measuring or checking electrical quantities on printed circuit boards/printed wiring boards and printed circuit assemblies	-	7	-	346
90308490	Instruments and apparatus for measuring or checking electrical quantities, excluding meters of heading 9028, with a recording device, n.e.c. in heading 9030	210	391	59.166	83.818
90308990	Instruments and apparatus for measuring or checking electrical quantities, excluding meters of heading 9028, without a recording device, n.e.c. in heading 9030	12	2.032	2.657	1.312.947
90309010	Parts and accessories (including printed circuit assemblies) of goods of subheading 903040 or 903082	242	4.839	251.433	2.970.715
90309030	Parts and accessories of optical instruments and appliances for measuring or checking printed circuit boards/printed wiring boards and printed circuit assemblies	-	851	-	15.596
90309040	Parts and accessories of other instruments and apparatus for measuring or checking electrical quantities on printed circuit boards/printed wiring boards and printed circuit assemblies	760	4.452	96.668	562.236
90309090	Parts&accessories of instruments&apparatus for measuring/checking electrical quantities n.e.c. in heading 9030, parts&accessories of instruments&apparatus for measuring/detecting ionising radiations	589	3.889	109.548	356.194
90311000	Machines for balancing mechanical parts	16	68	2.156	12.235
90312000	Test benches	-	15	-	16.515
90314100	Optical instruments & appliances for inspecting semiconductor wafers/devices (include integrated circuits)/for inspecting photomasks/reticles used in manufacturing semiconductor devices (include IC)	-	170	-	932
90314910	Optical instruments and appliances for measuring surface particulate contamination on semiconductor wafers	1	43	118	16.185
90314920	Optical error verification and repair apparatus for printed circuit boards/printed wiring boards and printed circuit assemblies	0	159	171	44.969
90314930	Optical instruments and appliances for measuring or checking printed circuit boards/printed wiring boards and printed circuit assemblies	-	250	-	3.502
90314990	Optical instruments and appliances for other purpose nor elsewhere classified in subheading 903149	3.558	20.219	1.521.192	11.230.926
90318010	Cable testers	1.748	3.254	4.870	102.480
90318090	Non optical measing or checking instruments, appliances and machines, other than cable testers	85.192	535.141	2.671.623	10.411.418
90319030	Parts&acc incl PCA of optical instr&appl for inspecting semiconductor wafer/device/for inspecting mask,photomask/reticle used in mfg semiconductor device;part&acc of optical instr&appl for measuring surface particulate contamination on semiconductor wafer	0	121	41	14.144
90319050	Parts & accessories of other optical instruments and appliances for measuring or checking printed circuit boards/printed wiring boards and printed circuit assemblies	-	1	-	237
90319090	parts and accessories, not elsewhere clasified in subheading 903190	3.867	22.265	504.749	3.192.599
90321000	Thermostats	9.651	84.556	313.608	3.072.860
90328100	Hydraulic or pneumatic	10	5.238	48	33.057
90328910	Instrument&apparatus incorporating or working in conjunction w/ automatic data processing machine,for automatically regulating or controlling the propulsion, ballast or cargo handling systems of ships	53	381	1.001	26.298
90328920	Automatic instruments and apparatus for regulating or controlling chemical or electrochemical solutions in the manufacture of PCB/PWB/PCBA	40	63	3.790	6.139
90328931	Automatic regulating voltage units (stabilisers)	1.256	16.118	70.586	564.518

Tabel 3 : Ekspor Indonesia menurut Komoditi (Kode HS 8 digit)

Juni 2023					
Kode H S	Uraian golongan barang	Berat bersih (Kg)		Nilai F.O.B. (U S \$)	
		Bulan ini	Kumulatif	Bulan ini	Kumulatif
(1)	(2)	(3)	(4)	(5)	(6)
90328939	Automatic regulating or controlling instruments and apparatus, electrically operated, not elsewhere classified in subheading 903289	40.880	236.147	3.252.920	18.632.591
90328990	Automatic regulating or controlling instruments and apparatus, not elsewhere clasified in subheading 903289, non electrically operated	22.817	153.396	1.591.014	11.240.728
90329010	Parts & accessories of instruments & apparatus incorporating/working in conjunction with computer,for automatically regulating/controlling the propulsion,ballast/cargo handling systems of ships	5	65	1.170	20.390
90329090	Parts and accessories, not elsewhere classified in subheading 903290	9.358	56.212	525.751	2.659.879
90330000	Parts and accessories (not specified or included elsewhere in this Chapter) for machines, appliances, instruments or apparatus of Chapter 90	38.495	250.908	791.940	4.975.294
91011100	Wrist-watches, electrically operated, whether or not incorporating a stop-watch facility, with mechanical display only	152	1.672	49.029	649.047
91011900	Wrist-watches, electrically operated, whether or not incorporating a stop-watch facility, without mechanical display only	31	104	69.860	111.742
91012100	Wrist-watches, non-electrically operated, whether or not incorporating a stop-watch facility, with automatic winding	54	502	4.387	104.700
91012900	Wrist-watches, non-electrically operated, whether or not incorporating a stop-watch facility, without automatic winding	167	708	19.116	122.973
91019100	Pocket-watches and other watches, including stop-watches, with case of precious metal or of metal clad with precious metal, electrically operated	-	11	-	732.980
91019900	Pocket-watches and other watches, including stop-watches, with case of precious metal or of metal clad with precious metal, non-electrically operated	29	377	3.019	83.953
91021100	Wrist-watches other than those of heading 9101, electrically operated, whether or not incorporating a stop-watch facility, with mechanical display only	135	607	18.232	489.283
91021200	Wrist-watches other than those of heading 9101, electrically operated, whether or not incorporating a stop-watch facility, with opto-electronic display only	35	1.010	76.508	360.531
91021900	Wrist-watches other than those of heading 9101, electrically operated, whether or not incorporating a stop-watch facility, without mechanical or opto-electronic display	2.870	23.764	3.713	101.949
91022100	Wrist-watches other than those of heading 9101, non-electrically operated, whether or not incorporating a stop-watch facility, with automatic winding	9	52	10.713	48.843
91022900	Wrist-watches other than those of heading 9101, non-electrically operated, whether or not incorporating a stop-watch facility, without automatic winding	92	902	112.278	1.449.037
91029100	Pocket-watches and other watches, including stop-watches, other than those of heading 9101, electrically operated	1	3	44	135
91029900	Pocket-watches and other watches, including stop-watches, other than those of heading 9101, non-electrically operated	126	1.037	49.444	694.152
91031000	Clocks with watch movements, excluding clocks of heading 9104, electrically operated	-	7	-	8.963
91039000	Clocks with watch movements, excluding clocks of heading 9104, non-electrically operated	-	0	-	13
91051900	Alarm clocks, non-electrically operated	642	1.116	751	2.779
91052100	Wall clocks, electrically operated	3	1.047	11	2.097
91052900	Wall clocks, non-electrically operated	316	5.483	8.078	19.298
91059190	Clocks excluding alarm clocks or wall clocks, electrically operated, other than marine chronometers	-	10	-	7
91059990	Clocks excluding alarm clocks or wall clocks, non-electrically operated, other than marine chronometers	-	51	-	556

Tabel 3 : Ekspor Indonesia menurut Komoditi (Kode HS 8 digit)

Juni 2023

Kode H S	Uraian golongan barang	Berat bersih (Kg)		Nilai F.O.B. (U S \$)	
		Bulan ini	Kumulatif	Bulan ini	Kumulatif
		(1)	(2)	(3)	(4)
91061000	Time-registers; time-recorders	11.789	73.018	805.615	5.106.921
91069090	Time, with clock or watch movement or with synchronous motor, other than time-registers or time-recorders or parking meters	4.511	24.188	476.075	2.666.828
91070000	Time switches with clock or watch movement or with synchronous motor	872	5.920	41.204	323.040
91082000	Watch movements, complete and assembled with automatic winding	-	280	-	6.624
91089000	Watch movements, complete and assembled without automatic winding, non-electronic operated	-	0	-	53
91099000	Clock movements, complete and assembled, non-electrically operated	-	1	-	148
91109000	Complete clock movements, unassembled or partly assembled (movement sets); incomplete clock movements, assembled; rough clock movements	-	1	-	757
91119000	Parts of watch cases	-	6	-	141
91122000	Clock cases and cases of a similar type for other goods of this Chapter	-	0	-	11
91129000	Parts of clock cases and cases of a similar type for other goods of this Chapter	46	202	2.378	13.505
91131000	Watch straps, watch bands and watch bracelets, and parts thereof, of precious metal or of metal clad with precious metal	2	2	3.331	3.331
91132000	Watch straps, watch bands and watch bracelets, and parts thereof, of base metal, whether or not gold- or silver-plated	4	4	142	222
91139000	Watch straps, watch bands and watch bracelets, and parts thereof, other than of precious metal or of metal clad with precious metal or of base metal, whether or not gold- or silver-plated	77	1.399	9.329	457.061
91149000	Parts for clock or watch parts, not else where clasified in heading 91	88	1.439	2.670	55.366
92011000	Upright pianos, including automatic pianos; harpsichords and other keyboard stringed instruments	476.382	3.557.491	4.844.998	34.519.044
92012000	Grand pianos, including automatic pianos; harpsichords and other keyboard stringed instruments	135.360	1.079.224	2.479.403	18.381.906
92019000	Pianos other than upright pianos or grand pianos, including automatic pianos; harpsichords and other keyboard stringed instruments	158	519	13.118	25.750
92021000	String musical instruments (for example, guitars, violins, harps), played with a bow	1.081	8.127	225.280	1.252.594
92029000	String musical instruments (for example, guitars, violins, harps), played with other than a bow	172.698	875.436	5.541.755	28.831.036
92051000	Brass-wind musical instruments (for example, keyboard pipe organs, accordions, clarinets, trumpets, bagpipes), other than fairground organs and mechanical street organs	7	103	86	1.093
92059010	Keyboard pipe organs; harmoniums and similar keyboard instruments with free metal reeds	-	52	-	1.054
92059090	Non brass-wind musical instruments, other than fairground organs and mechanical street organs or keyboard pipe organs, or harmoniums and similar keyboard instruments with free metal reeds	110.709	558.642	5.612.860	26.716.340
92060000	Percussion musical instruments (for example, drums, xylophones, cymbals, castanets, maracas)	174.311	935.944	420.623	2.380.088
92071000	Keyboard instruments, other than accordions, the sound of which is produced, or must be amplified, electrically (for example, organs, guitars)	1.407.129	7.308.279	16.397.682	85.765.324
92079000	Musical instruments excluding keyboard instrument, other than accordions; the sound of which is produced, or must be amplified, electrically (for example, organs, guitars, accordions)	491.027	2.994.422	12.881.258	86.983.470
92081000	Musical boxes	0	14	32	527

Tabel 3 : Ekspor Indonesia menurut Komoditi (Kode HS 8 digit)

Juni 2023

Kode H S	Uraian golongan barang	Berat bersih (Kg)		Nilai F.O.B. (U S \$)	
		Bulan ini	Kumulatif	Bulan ini	Kumulatif
		(1)	(2)	(3)	(4)
92089010	Decoy calls of all kinds; whistles, call horns and other mouth-blown sound signalling instruments	-	3.545	-	2.240
92089090	Fairground organs, mechanical street organs, mechanical singing birds, musical saws and other musical instruments not falling within any other heading of this Chapter	234	1.276	743	8.297
92093000	Musical instrument strings	323	1.504	30.845	148.430
92099110	Strung backs, keyboards and metal frames for upright pianos	116.968	710.339	874.084	5.162.926
92099190	Parts and accessories for pianos other than strung backs, keyboards and metal frames for upright pianos	123.330	695.977	960.972	5.457.153
92099200	Parts and accessories for other musical instruments (for example guitars, violins, harps)	1.540	5.848	46.345	187.832
92099400	Parts and accessories for the musical instruments, the sound of which is produced, or must be amplified, electrically (for example, organs, guitars, accordions)	194.570	1.030.070	1.816.437	9.668.273
92099900	Metronomes, tuning forks and pitch pipes of all kinds; - Of watches ; - - Parts and accessories for pianos	44.989	300.825	1.064.055	6.888.373
93019000	Military weapons, other than revolvers, pistols and the arms of heading 9307, 930110,930120	871	1.775	987.191	1.204.771
93020000	Revolvers and pistols, other than those of heading 9303 or 9304	-	1.952	-	200.922
93033090	Other sporting or target-shooting rifles	-	1	-	41
93039090	Very pistols and other devices designed to project only signal flares, pistols and revolvers for firing blank ammunition, captive- bolt humane killers, line-throwing guns	-	19	-	1.534
93040090	Arms; spring or gas guns and pistols, excluding arms of heading 9307	9.336	9.336	7.002	7.002
93059919	Parts and accessories of goods of subheading 93040090; Of other than leather or of textile material	0	3	8	169
93069090	other ammunition and projectiles and parts thereof, including shot and cartridge wads	117	11.050	12.720	1.723.020
93070000	Swords, cutlasses, bayonets, lances and similar arms and parts thereof and scabbards and sheaths therefor	53	350	3.828	8.541
94011000	Seats of a kind used for aircraft, whether or not convertible into beds	25	453	50	10.429
94012010	Seats of a kind used for vehicles of heading 8702, 8703 or 8704, whether or not convertible into beds	59.429	286.824	1.311.556	5.158.247
94012090	Seats of a kind used for vehicles other than of heading 8702, 8703 or 8704, whether or not convertible into beds	13.046	46.662	228.327	879.011
94013100	Swivel seats with variable height adjustment of wood, whether or not convertible into beds	-	2.772	-	26.585
94013900	Swivel seats with variable height adjustment of other than wood, whether or not convertible into beds	236	4.604	2.404	20.159
94014100	Seats other than garden seats or camping equipment, convertible into beds; of wood	-	11	-	603
94014900	Seats other than garden seats or camping equipment, convertible into beds; of other than wood	4.173	32.369	16.311	127.099
94015200	Seat of bamboo	1.454	18.964	4.914	72.512
94015300	Seat of rattan	599.441	5.058.298	3.823.081	28.651.890
94015900	Seats of cane, osier, or similar materials but other than bamboo or rattan	98.669	975.318	1.281.164	12.218.803
94016100	Seats, with wooden frames ; upholstered	450.994	3.100.866	3.336.186	23.447.019
94016910	Seats, with wooden frames ; With backrest and/or the seat made of rattan	315.636	1.695.474	1.853.741	10.071.394
94016990	Seats, with wooden frames ; With backrest and/or the seat made of other than rattan	7.739.472	36.091.945	28.990.150	198.728.591
94017100	Other seats, with metal frames; upholstered	114.927	821.032	1.317.782	9.216.484
94017910	Other seats, with metal frames; With backrest and/or the seat made of rattan	81.561	619.109	690.550	3.827.402
94017990	Other seats, with metal frames; With backrest and/or the seat made of other than rattan	141.938	1.965.992	1.892.043	20.554.843
94018000	seats, with frames other than of metal or wood	32.137	482.871	188.410	5.065.793

Tabel 3 : Ekspor Indonesia menurut Komoditi (Kode HS 8 digit)

Juni 2023

Kode H S	Uraian golongan barang	Berat bersih (Kg)		Nilai F.O.B. (U S \$)	
		Bulan ini	Kumulatif	Bulan ini	Kumulatif
(1)	(2)	(3)	(4)	(5)	(6)
94019100	Seats parts of wood	45.607	263.754	244.650	1.593.330
94019910	Part of seats of subheading 94011000	801	2.993	37.734	145.780
94019921	Part seats ; headrest stiffeners and armrests for seats of subheading 94012010	3.408	7.314	27.779	75.858
94019929	Part seats of subheading 940120 ; other than headrest stiffeners and armrests for seats of subheading 94012010	369.947	2.649.704	2.343.675	16.408.163
94019930	Part of seats of subheading 94013100 and 94013900	-	11	-	90
94019991	Seats Part of plastic for subheading 940141 to 940180	79.523	866.635	486.637	6.558.395
94019999	Seats Part of other than plastic for subheading 940141 to 940180	96.444	497.153	606.937	2.181.516
94021010	Dentists' chairs and parts thereof, having rotating as well as both reclining and elevating movements	-	11	-	62
94021030	Barbers' or similar chairs and parts thereof, having rotating as well as both reclining and elevating movements	870	3.286	2.083	5.294
94029011	Commodes furniture, Furniture specially designed for medical, surgical or veterinary purposes	417	918	3.108	8.094
94029012	Operating tables, electrically operated, Furniture specially designed for medical, surgical or veterinary purposes	-	456	-	15.814
94029014	Examination tables, Furniture specially designed for medical, surgical or veterinary purposes	-	300	-	1.200
94029015	Hospital beds, Furniture specially designed for medical, surgical or veterinary purposes	190.434	1.084.958	1.230.275	6.230.472
94029019	Furniture specially designed for medical, surgical or veterinary purposes ; other than operating table, examination tables, hospital beds or commodes	-	1.101	-	3.016
94029090	Parts thereof ; furniture specially designed for medical, surgical or veterinary purposes	92.872	486.086	644.821	3.486.998
94031000	Metal furniture of a kind used in offices	52.790	515.907	545.436	5.079.727
94032010	Fume cupboards of metal	46.266	197.570	241.510	953.055
94032090	Metal furniture other than fume cupboards, not used in offices	541.640	2.965.958	4.392.302	24.265.109
94033000	Wooden furniture of a kind used in offices	669.008	3.539.870	1.980.841	9.764.371
94034000	Wooden furniture of a kind used in the kitchen	2.483.849	15.167.766	5.186.954	33.918.949
94035000	Wooden furniture of a kind used in the bedroom	3.587.813	20.732.259	15.211.878	87.187.861
94036010	Fume cupboards of wood, not used in offices or kitchen or bedroom	515.803	3.087.294	1.763.491	10.133.281
94036090	Wooden furniture other than fume cupboards of wood, not used in offices or kitchen or bedroom	16.171.762	92.531.115	55.268.422	352.646.404
94037010	Baby walkers of plastics	-	166	-	948
94037020	Fume cupboards of plastics	-	181	-	5.333
94037090	Furniture of plastics other than baby walkers and fume cupboards	73.693	707.602	622.661	7.942.323
94038200	Furniture of bamboo	53.604	337.841	110.005	630.955
94038300	Furniture of rattan	271.877	1.857.097	2.041.095	12.824.653
94038910	Fume cupboards of other materials, including cane, osier, or similar materials	1.858	15.540	9.073	68.336
94038990	Furniture other than fume cupboards, of other materials, including cane, osier, or similar materials	193.609	1.461.768	2.287.248	14.192.470
94039100	Parts of furniture of wood	6.152.583	9.448.526	2.056.808	13.619.981
94039910	Parts of baby walkers of plastics	740	6.893	5.207	35.776
94039990	Parts of furniture other than baby walkers of plastics, excluding of wood	52.501	340.631	211.531	2.014.229
94041000	Mattress supports	135.246	815.074	566.704	3.445.996
94042110	Mattresses of cellular rubber, whether or not covered	628.567	5.823.630	2.841.597	23.823.851
94042120	Mattresses of cellular plastics, whether or not covered	3.387.202	18.551.328	12.177.128	76.112.369
94042910	Spring mattresses	2.126.273	14.960.190	5.503.127	37.844.473
94042920	Mattresses hyperthermia/hypothermia type, of other materials excluding cellular rubber or plastics, other than spring mattresses	18	5.904	130	24.868
94042990	Mattresses of other materials excluding cellular rubber or plastics, other than spring mattresses or huperthermia/hypothemia type	1.029.505	5.264.628	3.580.909	18.134.286

Tabel 3 : Ekspor Indonesia menurut Komoditi (Kode HS 8 digit)

Juni 2023

Kode H S	Uraian golongan barang	Berat bersih (Kg)		Nilai F.O.B. (U S \$)	
		Bulan ini	Kumulatif	Bulan ini	Kumulatif
(1)	(2)	(3)	(4)	(5)	(6)
94043000	Sleeping bags	3.437	15.540	51.883	453.897
94044000	Quilts, bedspreads, eiderdowns and duvets (comforters)	4.569	28.787	49.927	311.451
94049000	Articles of bedding&similar furnishing excl mattresses,sleeping bag,quilts,eiderdown&duvets,fitted with spings/stuffed/internally fitted w/ any material/of cellular rubber/plastics,whether/not covered	139.671	1.076.991	1.483.456	11.298.083
94051191	Spotlights, designed for use solely with LED light sources, not used for lighting public open spaces or thoroughfares	941	3.134	3.355	36.255
94051199	Chandelier&oth electric ceiling/wall lighting fitting,excl those of used for lighting public open space/thoroughfare,used for solely w/ LED light source,oth than luminaire for operating room/spotlight	130.496	943.668	822.903	5.923.644
94051910	Luminaires for operating rooms, designed for use not with light-emitting diode (LED) light sources	2	2	94	94
94051991	Spotlights, designed for use not with LED light sources, not used for lighting public open spaces or thoroughfares	7	172	151	1.205
94051999	Chandelier&oth electric ceiling/wall lighting fitting,excl those of used for lighting public open space/thoroughfare,not w/ LED light source, oth than luminaire for operating room/spotlight/luminaires w/ fluorescent lamp	3.068	13.703	43.395	160.960
94052110	Electric table, desks, bedside or floor-standing luminaires for operating rooms, designed for use solely with light-emitting diode (LED) light sources	-	115	-	1.053
94052190	Electric table, desks, bedside or floor-standing luminaires not for operating rooms, designed for use solely with light-emitting diode (LED) light sources	6.941	60.732	42.157	350.635
94052990	Electric table, desks, bedside or floor-standing luminaires not for operating rooms, designed for use not solely with light-emitting diode (LED) light sources	1.782	8.458	16.044	123.095
94053100	Lighting strings of a kind used for Christmas trees, designed for use solely with light-emitting diode (LED) light sources	-	12	-	20
94053900	Lighting strings of a kind used for Christmas trees, designed for use not with light-emitting diode (LED) light sources	56	56	2.196	2.196
94054110	Searchlights, photovoltaic, designed for use solely with light-emitting diode (LED) light sources	4.592	23.609	276.036	1.610.715
94054120	Spotlights other than searchlight, photovoltaic, designed for use solely with light-emitting diode (LED) light sources	11	459	1.623	8.597
94054130	Non-flashing aerodrome beacons; lamps for railway rolling stock, locomotives, aircraft, ships or lighthouses, of base metal, photovoltaic, designed for use solely with LED light sources	-	12	-	615
94054140	Electric luminaire&lighting fitting,used for lighting public open spaces/thoroughfares;oth exterior lighting,oth than HS 94054110-94054130	-	124.292	-	596.036
94054190	Electric luminaires and lighting fittings, photovoltaic, designed for use solely with LED light sources, n.e.c in subheading 940541	7.368	78.593	56.014	1.016.173
94054210	Searchlights, non photovoltaic, designed for use solely with light-emitting diode (LED) light sources	14	57	1.341	1.716
94054220	Spotlights other than searchlight, non photovoltaic, designed for use solely with light-emitting diode (LED) light sources	110	2.046	1.428	24.674
94054230	Non-flashing aerodrome beacons; lamps for railway rolling stock, locomotives, aircraft, ships or lighthouses, of base metal, non photovoltaic, designed for use solely with LED light sources	-	0	-	29
94054240	Pilot lamps with fittings for electro-thermic domestic appliances of heading 8516; non photovoltaic, designed for use solely with LED light sources	17.215	97.982	203.655	1.175.614

Tabel 3 : Ekspor Indonesia menurut Komoditi (Kode HS 8 digit)

Juni 2023

Kode H S	Uraian golongan barang	Berat bersih (Kg)		Nilai F.O.B. (U S \$)	
		Bulan ini	Kumulatif	Bulan ini	Kumulatif
		(1)	(2)	(3)	(4)
94054250	Electric luminaire&lighting fitting,used for lighting public open spaces/thoroughfares, non photovoltaic, designed for use solely with LED light source; other than HS 94054210-94054240	-	68	-	858
94054260	Exterior lighting, of a kind not used for lighting public open spaces/throughfares; non photovoltaic, designed for use solely with LED light sources	782	3.083	18.728	74.642
94054290	Electric luminaires & lighting fittings, non photovoltaic, designed for use solely with LED light sources, n.e.c. subheading 940542	220.056	252.655	3.209.612	3.865.535
94054910	Searchlights, designed for use not only with with light-emitting diode (LED) light sources	2	2.345	1.021	11.378
94054920	Spotlights other than searchlights, designed for use not only with with light-emitting diode (LED) light sources	-	122	-	6.649
94054930	Non-flashing aerodrome beacons; lamps for railway rolling stock, locomotives, aircraft, ships/lighthouses, of base metal; designed for use not only with with light-emitting diode (LED) light sources	-	2	-	14.439
94054940	Pilot lamps with fittings for electro-thermic domestic appliances of heading 8516; designed for use not only with with light-emitting diode (LED) light sources	100	131.068	6.426	2.146.768
94054960	Exterior lighting, of a kind not used for lighting public open spaces/throughfares; designed for use not only with LED light sources	-	1.825	-	2.880
94054990	Electric luminaires & lighting fittings, designed for use not only with LED light sources, other than n.e.c subheading 940549	18.368	56.402	65.577	310.387
94055011	Non-electrical luminaires and lighting fittings, of oil-burning type, of brass of a kind used for religious rites	238	1.795	7.904	59.440
94055019	Non-electrical luminaires and lighting fittings, of oil-burning type, of other than brass of a kind used for religious rites	-	13.152	-	64.443
94055040	Hurricane lamps, non-electric	371	8.173	2.510	41.686
94055090	Non-electrical luminaires and lighting fittings, other of oil-burning type or hurricane lamps or miners' lamps and quarrymen's lamps	5.490	15.448	36.076	138.503
94056110	Warning signs, street name signs, road and traffic signs, designed for use solely with LED light sources	-	0	-	1
94056190	Illuminated signs, illuminated name-plates and the like, designed for use solely with LED light sources, other than warning signs, street name signs, road and traffics signs	57	3.507	2.199	72.760
94056910	Warning signs, street name signs, road and traffic signs, designed for use not solely with LED light sources	-	8	-	100
94056990	Illuminated signs, illuminated name-plates and the like, designed for use not solely with LED light sources, other than warning signs, street name signs, road and traffics signs	4.846	29.757	173.204	645.014
94059140	Parts for globes or chimneys of glass	-	118	-	637
94059190	Parts for luminaires and lighting fittings of glass, other than for luminaires for operating rooms or spotlights or globes or chimneys, or searchlights	40	96	80	3.158
94059290	Parts for luminaires and lighting fittings of plastics, other than for luminaires for operating rooms or spotlights or searchlights	8.442	31.372	18.471	414.362
94059910	Parts for lampshades of textile material	31	1.592	304	26.655
94059920	Parts for lampshades of other material	13.961	36.447	69.617	342.672
94059930	Parts of luminaires of subheading 94055011 or 94055019, of other materials excluding glass or plastics	-	123	-	1.568
94059940	Parts for searchlights or spotlights, of other materials excluding glass or plastics	451	2.611	32.375	176.837
94059950	Parts for luminaires and lighting fittings, other than lampshades or luminaires of subheading 94055011 or 94055019 or searchlights or spotlights; of ceramic or of metal	1.001	6.651	17.901	104.820

Tabel 3 : Ekspor Indonesia menurut Komoditi (Kode HS 8 digit)

Juni 2023

Kode H S	Uraian golongan barang	Berat bersih (Kg)		Nilai F.O.B. (U S \$)	
		Bulan ini	Kumulatif	Bulan ini	Kumulatif
		(1)	(2)	(3)	(4)
94059990	Parts for luminaires & lighting fittings, oth than lampshade/luminaire of subhead 94055011 or 94055019/searchlight/spotlight; of oth matherials excluding glass/plastics/ceramic/metal	19.012	102.104	326.902	1.480.797
94061090	Greenhouses of wood not fitted with mechanical or thermal equipment	97.144	647.129	140.679	1.089.375
94062090	Greenhouses not fitted with mechanical or thermal equipment, modular building units, of steel	916	53.986	26.500	130.827
94069011	Greenhouses fitted with mechanical or thermal equipment, of iron or of steel	441	1.837	6.054	18.472
94069019	Greenhouses fitted with mechanical or thermal equipment, of any materials other than of iron or of steel or of plastics	-	38.800	-	101.978
94069020	Prefabricated buildings other than greenhouses fitted with mechanical or thermal equipment, of plastics or of aluminium	-	5.265	-	24.528
94069030	Prefabricated buildings other than greenhouses fitted with mechanical or thermal equipment, of iron or of steel	443.110	2.007.949	455.259	2.490.031
94069040	Prefabricated buildings other than greenhouses fitted with mechanical or thermal equipment, of cement, of concrete or of artificial stone	4.586	139.886	2.145	273.910
94069090	Prefabricated buildings oth than greenhouses fitted with mechanical or thermal equipment, of any materials other than plastics or aluminium or iron or steel or cement or concrete or artificial stone	74.406	485.640	60.351	1.164.593
95030010	Tricycles, scooters, pedal cars and similar wheeled toys; dolls' carriages	40.843	168.938	162.073	777.468
95030021	Dolls, whether or not dressed	1.603.136	9.100.815	18.358.513	96.966.656
95030022	Garments and garment accessories; footwear and headgear for dolls	1.340	11.063	21.822	436.368
95030029	Parts and accessories for dolls other than garments and garment accessories; footwear and headgear	92.331	509.018	665.353	3.375.018
95030030	Electric trains, including tracks, signals and other accessories therefor	115	313	4.749	8.036
95030040	Reduced size ("scale") models and similar recreational models, working or not	318.285	1.385.391	4.154.795	22.147.829
95030050	Construction sets and constructional toys, other than electric trains or reduced size ("scale") models, of materials other than plastics	564	8.251	20.700	212.276
95030060	Stuffed toys representing animals or non-human creatures	902.430	4.966.873	14.200.974	77.746.203
95030070	Puzzles of all kinds	1.777	35.131	9.741	233.190
95030080	Portable interactive electronic educational devices primarily designed for children	-	0	-	10
95030091	Numerical, alphabetical or animal blocks or cut-outs; word builder sets; word making and talking sets; toy printing sets; toy counting frames (abaci); toy sewing machines; toy typewriters	139.998	240.324	788.143	1.237.545
95030093	Marbles	11	19	477	697
95030094	Toys, of rubber, other than HS 95030091-95030093	1.243	6.016	6.900	26.040
95030099	Toys not elsewhere classified in 9503	751.635	4.176.492	5.687.914	30.883.763
95042020	Tables for billiards of all kinds	200	14.479	966	24.899
95042030	Billiard chawks	1.910	11.914	10.038	87.683
95042090	Articles and accessories for billiards of all kinds other than tables or chawks	267	11.572	23.336	210.883
95043030	Games of chance that immediately return a monetary award; parts and accessories thereof	-	40	-	3.709
95043040	Pintables or slot machines other than games of chance, operated by coins, banknotes, bank cards, tokens or by any other means of payment, other than automatic bowling alley equipment	-	71	-	165

Tabel 3 : Ekspor Indonesia menurut Komoditi (Kode HS 8 digit)

Juni 2023

Kode H S	Uraian golongan barang	Berat bersih (Kg)		Nilai F.O.B. (U S \$)	
		Bulan ini	Kumulatif	Bulan ini	Kumulatif
		(1)	(2)	(3)	(4)
95043050	Games operated by coin,banknote,bank card,tokens or by any other means of payment, oth than auto bowling alley equipment;oth than game of chance/ pintables/slot machine, parts of wood,paper or plastic	170	240	14.587	15.049
95043090	Games, operated by coins, banknotes, bank cards, tokens or by any other means of payment, other than games of chance or pintables/slot machines, parts of wood, paper or plastics	13.075	67.410	368.486	1.548.811
95044000	Playing cards	599	5.384	49.478	567.509
95045010	Video game consoles and machines, other than those of subheading 950430, of a kind used with a television receiver	106	2.114	13.967	68.724
95045090	Video game consoles and machines, other than those of subheading 950430, of a kind used not with a television receiver	165	1.635	34.378	228.254
95049021	Darts and parts and accessories therefor, of wood, of paper or of plastics	4	20	5	55
95049029	Darts and parts and accessories therefor, of other than wood or paper or plastics	19	136	18	2.042
95049032	Tables designed for use with casino games, of wood or of plastics	5	126	106	1.492
95049033	Tables designed for use with casino games, of other than wood or plastics	1	4	13	16
95049039	Gambling equipment and paraphernalia other than tables designed for use with casino games or mahjong tiles, of other than wood or paper or plastics	545	966	3.177	4.478
95049092	Tables designed for games, of wood or of plastics	816	12.718	9.292	84.980
95049095	Parlour games, of wood, or of paper or of plastics	-	111	-	7.417
95049099	Parlour games, of materials other than wood, or paper or plastics	903	320.313	101.920	1.338.294
95051000	Articles for Christmas festivities	296.361	568.735	2.224.828	3.960.084
95059000	Festive, carnival or other entertainment articles, including conjuring tricks and novelty jokes other than for Christmas	42.065	50.272	230.246	294.230
95061900	Snow-ski equipment other than ski-fastenings (ski-bindings)	366	5.469	7.506	91.975
95062100	Sailboards	-	335	-	4.605
95062900	Water-skis, surf-boards and other water-sport equipment excluding sailboards	9.726	144.928	277.703	2.282.206
95063100	Golf clubs, complete	585	1.393	18.770	67.020
95063200	Golf balls	357.752	1.915.547	2.902.687	14.926.851
95063900	Golf equipment other than balls	65	14.607	6.123	134.759
95064010	Tables for table-tennis	2	1.257	199	5.583
95064090	Articles and equipment for table-tennis excluding tables	14	2.686	1.303	11.548
95065100	Lawn-tennis rackets, whether or not strung	-	332	-	3.789
95065900	Tennis, badminton or similar rackets, whether or not strung excluding lawn-tennis rackets	379	1.937	69.519	190.755
95066100	Lawn-tennis balls	15.654	131.908	149.740	1.215.557
95066200	Inflatable balls	110.004	1.031.618	1.339.625	11.963.036
95066900	Balls, other than golf balls and table-tennis balls excluding lawn-tennis balls or inflatable balls	6.338	49.248	92.008	909.845
95067000	Ice skates and roller skates, including skating boots with skates attached	34	916	1.311	4.595
95069100	Articles and equipment for general physical exercise, gymnastics or athletics	11.047	113.651	683.796	5.112.247
95069910	Bows (including crossbows) and arrows	53	128	464	2.750
95069920	Nets, cricket pads and shin guards	256	2.119	3.634	39.870
95069930	Shuttlecocks	1.040	8.344	67.864	370.499
95069990	Swimming pools and paddling pools	56.147	366.156	952.662	5.769.838
95071000	Fishing rods	26.217	156.408	2.858.585	19.355.235
95072000	Fish-hooks, whether or not snelled	23.592	142.978	1.799.566	9.412.803
95073000	Fishing reels	229	5.613	4.871	156.892
95079000	Line fishing tackle oth than fishing rods,fish-hooks,fishing reels; fish landing nets,butterfly nets&similar nets;decoy "birds" oth than those of heading 9208/9705 &similar hunting/shooting requisites	12.944	89.983	590.026	3.285.659

Tabel 3 : Ekspor Indonesia menurut Komoditi (Kode HS 8 digit)

Juni 2023

Kode H S	Uraian golongan barang	Berat bersih (Kg)		Nilai F.O.B. (U S \$)	
		Bulan ini	Kumulatif	Bulan ini	Kumulatif
(1)	(2)	(3)	(4)	(5)	(6)
95082100	Amusement park rides; roller coasters	0	270	20	6.319
95082200	Amusement park rides; carousels, swings and roundabouts	-	1.375	-	1.375
95082400	Amusement park rides; motion simulators and moving theatres	11.634	11.634	3.329	3.329
95082900	Amusement park rides; other than roller coasters, carousels, swings and roundabouts, dodge'em cars, motion simulators and moving theatres, water rides	-	600	-	4.351
95083000	Fairground amusements, including shooting galleries	-	10	-	1.448
95084000	Travelling theatres	-	24	-	114
96011090	Worked ivory and articles of ivory; other than cigar or cigarette cases, tobacco jars, ornamental articles	-	1.488	-	7.710
96019011	Worked mother-of-pearl or tortoise-shell and articles of the foregoing' cigar or cigarette cases, tobacco jars, ornamental articles	16.233	175.025	189.095	1.142.797
96019012	Worked mother-of-pearl or tortoise-shell and articles of the foregoing; pearl nucleus	-	16	-	860
96019019	Worked mother-of-pearl or tortoise-shell and articles of the foregoing; other than cigar or cigarette cases, tobacco jars, ornamental articles, pearl nucleus	22.048	55.349	7.148	276.855
96019021	Worked capiz shells and articles of the foregoing; ornamental articles	7.380	8.936	28.188	62.783
96019029	Worked capiz shells and articles of the foregoing; other than ornamental articles	99	518	5.166	15.782
96019099	Worked bone, horn, antlers, coral & oth animal carving material (excl.ivory,mother-of-pearl,tortoise-shell,capiz shell)&articles thereof; oth than cigar/cigarette cases,tobacco jars,ornamental articles	10.000	35.230	236.500	806.288
96020010	Gelatin capsules for pharmaceutical products	51.182	336.015	1.430.635	9.747.116
96020020	Cigar or cigarette cases, tobacco jars, ornamental articles from worked vegetable/mineral carving material/of wax, stearin, natural gums/natural resins/modelling pastes & other moulded/carved articles	425	1.715	425	3.395
96020090	Worked vegetable/mineral carving material,moulded/carved articles of wax,stearin,natural gums/natural resins/modelling pastes, worked unhardened gelatin (excl.HS3503)&articles thereof; n.e.c in HS9602	3.044	14.523	6.175	84.772
96031010	Brushes, consisting of twigs or other vegetable materials bound together, with or without handles	6.996	29.312	14.153	67.803
96031020	Brooms, consisting of twigs or other vegetable materials bound together, with or without handles	5.760.632	32.573.764	2.444.885	13.839.589
96032100	Tooth brushes, including dental-plate brushes	33.115	296.030	454.727	3.372.403
96032900	Shaving brushes, hair brushes, nail brushes, eyelash brushes and other toilet brushes for use on the person, including such brushes constituting parts of appliances; other than tooth brushes	33.270	129.354	153.554	1.034.056
96033000	Artists' brushes, writing brushes and similar brushes for the application of cosmetics	6	6.315	390	48.534
96034000	Paint, distemper, varnish or similar brushes (other than brushes of subheading 960330), paint pads and rollers	183.004	1.013.518	1.065.464	5.412.776
96035000	Brushes constituting parts of machines, appliances or vehicles; other than brushes of subheading 96321 to 960340)	64	277	615	6.808
96039010	Prepared knots and tufts for broom or brush making	28.000	207.500	5.684	210.026
96039020	Hand-operated mechanical floor sweepers, not motorised	8.146	8.524	9.665	10.591
96039040	Brushes; not elsewhere classified in heading 9603	29	2.675	21	27.918
96039090	Brooms (not elsewhere classified in heading 9603), mops and feather dusters, squeegees (other than roller squeegees)	49.992	203.828	180.110	846.860
96040010	Hand sieves and hand riddles; of metal	-	138	-	186
96040090	Hand sieves and hand riddles; of material other than metal	192	931	248	1.478
96050000	Travel sets for personal toilet, sewing or shoe or clothes cleaning	5.402	32.950	25.846	183.306

Tabel 3 : Ekspor Indonesia menurut Komoditi (Kode HS 8 digit)

Juni 2023

Kode H S	Uraian golongan barang	Berat bersih (Kg)		Nilai F.O.B. (U S \$)	
		Bulan ini	Kumulatif	Bulan ini	Kumulatif
(1)	(2)	(3)	(4)	(5)	(6)
96061010	Press-fasteners, snap-fasteners and press-studs and parts therefor; of plastics	52	383	677	18.314
96061090	Press-fasteners, snap-fasteners and press-studs and parts therefor; of material other than plastics	11.936	25.440	16.606	63.404
96062100	Buttons; of plastics, not covered with textile material	415	3.165	7.001	80.460
96062200	Buttons; of base metal, not covered with textile material	4	1.780	157	63.610
96062900	Buttons; of plastics covered with textile material, or of base metal covered with textile material, or of materials other than plastic and base metal	15.059	43.046	37.003	489.642
96063010	Button moulds and other parts of buttons, button blanks; of plastics	4	103	80	834
96063090	Button moulds and other parts of buttons, button blanks; of material other than plastics	15.452	83.993	338.244	2.362.268
96071100	Slide fasteners; fitted with chain scoops of base metal	56.269	305.290	134.292	643.183
96071900	Slide fasteners; not fitted with chain scoops of base metal	7.913	84.024	156.149	1.347.051
96072000	Parts of slide fasteners	876.034	4.842.615	6.210.289	32.475.978
96081010	Ball point pens; having a body mainly of plastics	7.653	52.681	110.928	751.984
96081090	Ball point pens; other than those having a body mainly of plastics	21.624	90.719	460.864	1.498.577
96082000	Felt tipped and other porous-tipped pens and markers	30.425	142.646	279.498	1.287.008
96083020	Fountain pens	488	1.024	310	8.390
96083090	Stylograph pens and other pens (not elsewhere classified in heading 9608)	137	669	45.363	119.414
96084000	Propelling or sliding pencils	101	889	4.286	27.398
96085000	Sets of articles from two or more of the subheading 960810 to 960840	33	294	52	2.184
96086010	Refills for ball point pens, comprising the ball point and ink- reservoir; of plastics	18	315	1.721	5.979
96086090	Refills for ball point pens, comprising the ball point and ink- reservoir; of materials other than plastics	1.166	2.331	55.739	114.500
96089190	Pen nibs and nib points; of materials other than gold or gold-plated	-	910	-	39.929
96089910	Duplicating stylos	3	3	12	12
96089991	Parts of ball point pens, not elsewhere classified in heading 9608; of plastics	-	725	-	21.058
96089999	Parts of ball point pens (not elsewhere classified in heading 9608) of materials other than plastic, parts of propelling or sliding pencils, pen-holders, pencil-holders and similar holders	44	632	1.133	19.891
96091010	Black pencils, with leads encased in a sheath (other than pencils of heading 9608)	96.806	1.087.297	903.747	9.134.246
96091090	Pencils (other than pencils of heading 9608) and crayons, with leads encased in a sheath; other than black pencils	275.786	1.369.775	2.868.576	14.455.762
96092000	Pencil leads, black or coloured	12.269	123.992	48.843	610.676
96099010	Slate pencils for school slates	-	5	-	3
96099030	Pencils (other than pencils of heading 9608) and crayons, without leads encased in a sheath	1	108	5	216
96099091	Writing or drawing chalks	308.719	1.043.234	287.973	1.053.156
96099099	Pastels, drawing charcoals, and tailors' chalks	51.341	1.354.947	179.566	3.330.825
96100010	School slates	-	60	-	25
96100090	Slates and boards, with writing or drawing surfaces, whether or not framed; other than school slates	342.270	1.576.850	496.615	2.471.555
96110000	Date, sealing, or numbering stamps, and the like (hand operated, incl. devices for printing/embossing labels), hand-operated composing sticks & hand printing sets incorporating such composing sticks	110	548	2.965	17.446
96121010	Typewriter or similar ribbons, inked or otherwise prepared for giving impressions, whether or not on spools or in cartridges; of textile fabric	66.140	322.213	1.374.026	7.080.903
96121090	Typewriter or similar ribbons, inked or otherwise prepared for giving impressions, whether or not on spools or in cartridges; of materials other than textile fabric	5.433	22.550	87.045	367.178

Tabel 3 : Ekspor Indonesia menurut Komoditi (Kode HS 8 digit)

Juni 2023

Kode H S	Uraian golongan barang	Berat bersih (Kg)		Nilai F.O.B. (U S \$)	
		Bulan ini	Kumulatif	Bulan ini	Kumulatif
		(1)	(2)	(3)	(4)
96122000	Ink-pads, whether or not inked, with or without boxes	-	7	-	16
96131090	Pocket lighters, gas fuelled, non-refillable; of materials other than plastics	-	108	-	501
96132090	Pocket lighters, gas fuelled, refillable; of materials other than plastics	17	22	601	1.098
96138010	Piezo-electric lighters for stoves and ranges	-	14.469	-	78.809
96138090	Lighters, whether or not mechanical or electrical; other than gas fuelled pocket lighters, piezo-electric lighters for stoves and ranges, cigarette lighters or table lighters	-	20	-	5.210
96139010	Refillable cartridges or other receptacles, which constitute parts of mechanical lighters, containing liquid fuel or liquefied gases	4.876	5.217	16.973	36.240
96139090	Parts of lighters; other than flints, wicks, refillable cartridges or other receptacles, which constitute parts of mechanical lighters, containing liquid fuel or liquefied gases	5	345	16	895
96140010	Roughly shaped blocks of wood or root for the manufacture of smoking pipes	-	0	-	68
96140090	Smoking pipes (including pipe bowls) and cigar or cigarette holders, and parts thereof; other than roughly shaped blocks of wood or root for the manufacture of pipes	10	2.616	2.540	29.335
96151120	Combs, hair-slides and the like; of hard rubber	-	920	-	6.718
96151130	Combs, hair-slides and the like; of plastics	126	3.577	456	9.432
96151900	Combs, hair-slides and the like; of materials other than hard rubber and plastics	1.810	8.771	26.528	98.059
96159011	Decorative hair pins; of aluminium	-	8	-	13
96159013	Decorative hair pins; of plastics	0	7	8	13
96159019	Decorative hair pins; of materials other than aluminium, iron or steel, plastics	94	607	2.617	13.286
96159021	Parts of combs, hair-slides and the like, hair pins, curling pins, curling grips, hair-curlers and the like, other than those of heading 8516; of plastics	-	2	-	5
96159022	Parts of combs, hair-slides and the like, hair pins, curling pins, curling grips, hair-curlers and the like, other than those of heading 8516; of iron or steel	-	2.080	-	17.500
96159091	Hair pins (other than decorative), curling pins, curling grips, hair-curlers and the like, other than those of heading 8516; of aluminium	-	274	-	964
96159093	Hair pins (other than decorative), curling pins, curling grips, hair-curlers and the like, other than those of heading 8516; of plastics	5	6	5	16
96159099	Hair pins (other than decorative), curling pins, curling grips, hair-curlers and the like, other than those of heading 8516; of materials other than aluminium, iron or steel, plastics	34	44	259	389
96161010	Scent sprays and similar toilet sprays	0	19	0	75
96161020	Mounts and heads of scent sprays and similar toilet sprays	16.935	135.573	102.785	773.761
96162000	Powder-puffs and pads for the application of cosmetics or toilet preparations	6.494	10.413	138.290	190.524
96170010	Vacuum flasks and other vacuum vessels, complete	4.044	27.178	6.496	55.097
96170020	Parts vacuum flasks and other vacuum vessels, other than glass inners	48	108	1.367	1.407
96180000	Tailors' dummies and other lay figures; automata and other animated displays used for shop window dressing	5.421	29.416	218.889	1.130.004
96190011	Sanitary towels (pads) and tampons, napkins (diapers), napkin liners and similar articles); with an absorbent core of wadding of textile materials; disposable	1.120	50.962	48.172	459.173
96190012	Sanitary towels and tampons; of paper, paper pulp, cellulose wadding or webs of cellulose fibres; disposable	186.371	1.078.356	1.165.889	6.813.759
96190013	Baby napkins and pads for incontinence; of paper, paper pulp, cellulose wadding or webs of cellulose fibres; disposable	2.058.438	11.530.144	6.059.242	33.181.281

Tabel 3 : Ekspor Indonesia menurut Komoditi (Kode HS 8 digit)

Juni 2023

Kode H S	Uraian golongan barang	Berat bersih (Kg)		Nilai F.O.B. (U S \$)	
		Bulan ini	Kumulatif	Bulan ini	Kumulatif
		(1)	(2)	(3)	(4)
96190014	Napkins (diapers), napkin liners and similar articles other than sanitary towels/tampons and baby napkins/pads; of paper, paper pulp, cellulose wadding or webs of cellulose fibres; disposable	68.428	229.355	223.780	747.010
96190019	Sanitary towels (pads) and tampons, napkins (diapers), napkin liners and similar articles); of materials other than paper, paper pulp, cellulose wadding or webs of cellulose fibres; disposable	232.383	1.457.406	693.654	4.368.860
96190092	Sanitary towels (pads); not disposable	-	226	-	14.392
96190093	Sanitary tampons, napkins (diapers), napkin liners and similar articles other than sanitary towels (pads); knitted or crocheted; not disposable	10	24	1	60
96190099	Sanitary tampons, napkins (diapers), napkin liners and similar articles other than sanitary towels (pads); not knitted or crocheted; not disposable	11.434	32.986	31.088	101.378
96200010	Monopods, bipods, tripods and similar articles; of plastics	2.893	14.213	64.226	351.906
96200030	Monopods, bipods, tripods and similar articles; of iron and steel	6	156	45	1.255
96200040	Monopods, bipods, tripods and similar articles; of aluminium	85	582	6.503	41.667
96200050	Monopods, bipods, tripods and similar articles; of wood	82	166	2.110	7.997
96200090	Monopods, bipods, tripods and similar articles; of material other than plastics, carbon and graphite, iron and steel, aluminium, wood	271	1.366	4.701	24.483
97012100	Paintings, drawings and pastels, executed entirely by hand, other than drawings of heading 4906 and other than hand-painted or hand-decorated manufactured articles; of an age exceeding 100 years	2.255	19.965	98.046	301.552
97012200	Mosaics; of an age exceeding 100 years	-	61	-	305
97012900	Collages and similar decorative plaques other than mosaics; of an age exceeding 100 years	154	1.853	40.254	78.147
97019100	Paintings, drawings and pastels, executed entirely by hand, other than drawings of heading 4906 and other than hand-painted or hand-decorated manufactured articles; of an age not exceeding 100 years	2.886	20.529	74.093	384.013
97019200	Mosaics; of an age not exceeding 100 years	-	396	-	404.685
97019900	Collages and similar decorative plaques other than mosaics; of an age not exceeding 100 years	5.820	32.317	350.518	836.666
97031000	Original sculpture and statuary, in any material; of an age exceeding 100 years	7	24	44	56
97039000	Original sculpture and statuary, in any material; of an age not exceeding 100 years	18.865	196.888	76.296	839.253
97040000	Postage or revenue stamps, stamp-postmarks, first-day covers, postal stationery (stamped paper), and the like, used or unused, other than those of heading 4907	26	160	33	5.329
97052200	Collections and collectors' pieces of zoological, botanical, mineralogical, anatomical or paleontological interest; extinct or endangered species and parts thereof	-	28	-	1.836
98016012	Sedan with body in assembled and painted, set value at least Rp150.000.000,00 other than those of subheading 9801.90; IKD	-	7	-	7.269
98017010	Motor vehicles for the transport of goods of heading 87.04 other than those of subheading 9801.90; of a g.v.w ≤ 5 tonnes; IKD	-	1	-	39
98019050	Chassis fitted with electric motor for propulsion, of heading 87.06; four-wheeled or more electric motor vehicle, only with battery electric motor for propulsion; IKD	42	115	17.446	26.341
98021000	Rotary internal combustion piston engine or reciprocating spark-ignition combustion piston engine or compression-ignition piston engine (diesel/semi diesel) of IKD motor vehicle	-	50	-	1.000
98022000	Gear boxes of IKD motor vehicle	40	26.060	150	8.299

Tabel 3 : Ekspor Indonesia menurut Komoditi (Kode HS 8 digit)

Juni 2023

Kode H S	Uraian golongan barang	Berat bersih (Kg)		Nilai F.O.B. (U S \$)	
		Bulan ini	Kumulatif	Bulan ini	Kumulatif
		(1)	(2)	(3)	(4)
98023000	Drive-axles of IKD motor vehicle	0	1.044	2	13.276
98042000	Bulb plate of non-alloy steel, w/ a height of < 80 mm & carbon weight of < 0.6%, not further worked than hot-rolled, hot-drawn or extruded, of ship, which is included in the tariff head 7216.50.19	-	18.495	-	16.418
98043000	Bulb plate of non-alloy steel, w/ a height of ≥ 80 mm & carbon weight of < 0.6%, not further worked than hot-rolled, hot-drawn or extruded, of ship, which is included in the tariff head 7216.50.99	-	21.915	-	22.921
98045000	Forged round bar of non-alloy steel with a carbon content of less than 0.6% by weight, of ship, which is included in the tariff heading 7214.10.11	-	30	-	1.248
98051000	Longitudinally Electric Resistance Welded (ERW) from stainless steel, containing by weight 16 to 18% of chromium and 10% to 15% of nickel, of ship, which is included in tariff heading 7306.11.10	-	73	-	384
98054010	Flanges with an inner diameter < 15 cm from stainless steel, containing by weight 16%-18% of chromium and 10%-15% of nickel, of ship, which is included in tariff heading 7307.21.10	-	151	-	370
98054030	Threaded elbows, curves & sleeves of stainless steel, with an inner diameter of < 15 cm w/ chromium content of 16-18% & nickel of 10%-15%, of ship, which is included in the tariff heading 7307.22.10	-	46	-	210
98055010	Chain for vessel's anchor of stud links type, of ship, which is included in the tariff heading 7315.81.00.	49.074	49.074	54.500	54.500
98072010	Extruded bars and rods of aluminium alloys, containing by weight 0.4% to 1.3% of silicone and 0.4% to 1.2% of manganese, of ship, which is included in tariff heading 7604.29.10	-	320	-	2.006
98074010	Pipe of aluminium, not alloyed, of ship, which is included in the tariff heading 7608.10.00	-	40	-	299
98085000	Mechanical seals on shafts bars used in vessels, which is included in tariff heading 8484.20.00	28	28	912	912
98086000	Blades and propellers used on vessels, not equipped with electrical connectors, insulators, coils, contacts or other electrical parts, which is included in tariff heading 8487.10.00	17	17	94	94
98087120	Diesel engine for the propulsion of vessel, with a power > 100 kW but ≤ 750 kW, which is included in tariff heading 8408.10.30	-	275	-	25
98087210	Parts of diesel engine for marine propulsion with power ≤ 22.38 kW used for insulating sound or heat, which is included in the tariff heading 8409.99.59	-	6	-	1.766
98087220	Parts of diesel engine for marine propulsion with power > 22.38 kW used for insulating sound or heat, which is included in the tariff heading 8409.99.69	150	150	74	74
98087630	Portal or pedestal jib cranes with a capacity of more than 15 Tons, which is included in tariff heading 8426.30.00	344	344	743	743
98087730	Vessel's booster system consisting of electrically operated propellers and motors, which is included in the tariff heading 8479.89.69	-	300	-	12.269
98087850	Manually operated butterfly valve of cast iron with an internal diameter of 8 cm or more, of ship, which is included in tariff heading 8481.80.62	2	2	174	174
98087860	Water pipeline valve of globe valve type, of ship, which is included in tariff heading 8481.80.63	-	26.100	-	63.135
98087870	Gate valves, manually operated, of iron or steel, having inlet and outlet internal diameters of > 5 cm but ≤ 40 cm, of ship, which is included in tariff heading 8481.80.73	7	7	610	610
98087880	Gate valves, manually operated, of iron or steel, having inlet and outlet internal diameters of > 40 cm, of ship, which is included in tariff heading 8481.80.74	-	9	-	789

Tabel 3 : Ekspor Indonesia menurut Komoditi (Kode HS 8 digit)

Juni 2023

Kode H S	Uraian golongan barang	Berat bersih (Kg)		Nilai F.O.B. (U S \$)	
		Bulan ini	Kumulatif	Bulan ini	Kumulatif
(1)	(2)	(3)	(4)	(5)	(6)
98092000	Internal communication system used in vessels, in the form of an electric sound amplifier set consisting of microphone, amplifier, loudspeaker & oth equipment, which is include in tariff head 8518.50.10	-	402	-	608
98093000	Valve control system panels for piping systems, operated hydraulically, pneumatically or electrically, with a voltage ≤ 1,000 volts, of ship, which is included in the tariff heading 8537.10.19	-	19.385	-	50.000
98095310	AC generator with an output ≤ 12.5 kVA, of ship, which is included in the tariff heading 8501.61.10	-	5.533	-	154.836
98097030	Sound and visual signalling instruments for vessel's safety systems, which is included in the tariff heading 8531.80.90	96	96	110	110
98102000	Emergency safety equipment consisting of masks, tubes and hoses, of ship, which is included in tariff heading 9020.00.90	-	5	-	47
98103010	Magnetic compass, gyro compass, and all other types of compass used for finding direction of the vessel, which is included in the tariff heading 9014.10.00	-	3	-	72
98103040	Marine navigation equipment for measuring / locating objects around the vessel by using signals from the transducer, which is included in the tariff heading 9014.80.11	-	87	-	95.054
98111000	Engine holder used as vibration damper for vessel's engine, made of plastic, which is included in the tariff heading 3926.90.99	-	89	-	3.626
98112000	Engine holder used as vibration damper for vessel's engine, made of vulcanised rubber, which is included in tariff heading 4016.99.59	-	3	-	28
99011000	Operating system software	-	14	-	88
99013000	Multimedia (audio, video or audio visual)	8	12	2.250	2.365
99014000	Supporting or driver data, including design for machinery system	-	3	-	500
99019000	Software and other digital product transmitted electronically oth than operating system or application or multimedia or supporting or driver data, include design for machinery system	-	31	-	1.566
99991000	Postal packages n.c.a.k	352	479.526	2.381.479	11.814.265
Total Ekspor		54.152.042.846	336.091.299.561	20.601.314.985	128.653.336.719

Sumber : dokumen PEB dan non PEB, diolah

Tabel 4. Ekspor Indonesia menurut Negara Tujuan

Juni 2023

Kode Negara	Negara Tujuan	Berat bersih / Net weight (Kg)		Nilai / Value F.O.B. (U S \$)	
		Bulan ini	Kumulatif	Bulan ini	Kumulatif
(1)	(2)	(3)	(4)	(5)	(6)
JP	Jepang	3.273.057.528	18.791.427.409	1.561.120.453	11.003.345.286
HK	Hong Kong	465.727.296	2.301.519.731	189.112.666	1.214.319.904
KR	Korea Selatan	2.203.040.184	17.739.866.506	682.805.852	5.052.745.008
TW	Taiwan	1.776.611.317	8.345.618.051	590.023.796	3.411.629.232
CN	Tiongkok	18.230.381.785	129.163.764.731	4.807.787.683	31.212.944.133
MN	Mongolia	154.172	1.071.328	543.776	5.080.688
MO	Makau	134.833	187.252	527.387	961.342
PG	Papua Nugini	22.119.465	102.504.474	9.861.704	93.382.201
TH	Thailand	1.346.021.186	8.591.007.637	586.803.132	3.711.134.601
SG	Singapura	1.442.729.362	8.975.852.116	1.031.837.819	6.331.262.577
PH	Filipina	4.092.402.015	19.997.580.639	934.885.285	5.596.468.931
MY	Malaysia	3.047.515.149	18.337.110.291	990.952.669	6.464.931.074
MM	Myanmar	104.753.533	500.823.671	85.111.580	463.869.467
KH	Kamboja	545.510.134	2.576.137.637	90.022.829	464.447.540
BN	Brunei Darussalam	124.637.669	621.305.939	18.593.770	103.990.664
LA	Laos	194.407	630.814	4.994.838	7.953.014
NP	Nepal	880.775	6.209.938	1.480.972	7.399.319
BT	Bhutan	-	460.458	-	5.585.761
VN	Vietnam	4.024.180.640	12.019.271.171	791.637.651	3.746.015.762
MV	Maladewa	1.322.166	7.715.041	3.134.852	17.983.383
IN	India	7.397.003.317	54.126.022.374	1.667.795.644	9.405.729.147
PK	Pakistan	712.792.580	2.741.820.853	360.564.649	1.539.688.520
BD	Bangladesh	1.315.935.317	8.835.942.046	234.114.726	1.581.439.678
LK	Sri Lanka	75.020.911	276.113.705	29.171.570	156.156.947
AF	Afganistan	234.869	1.424.268	269.992	1.796.441
IQ	Irak	22.861.385	150.141.977	20.914.179	149.953.217
IR	Iran	27.119.920	94.606.680	19.775.967	95.939.896
SA	Arab Saudi	79.159.553	567.700.128	168.816.925	1.091.956.082
IL	Israel	5.281.279	44.168.150	10.654.837	79.063.949
KW	Kuwait	6.112.552	40.554.806	29.623.127	120.968.509
JO	Yordania	16.418.659	66.409.932	54.274.251	364.748.853
LB	Lebanon	9.836.432	45.918.783	9.728.203	55.584.349
PS	Palestina	63.352	437.259	46.799	1.243.940
YE	Yaman	6.697.841	65.151.851	10.631.639	76.530.946
OM	Oman	46.700.998	163.837.812	30.778.086	176.147.419
SY	Suriah	1.504.195	12.459.452	1.701.412	9.934.925
TR	Turki	63.167.155	673.385.731	104.821.639	798.473.651
AE	Uni Emirat Arab	71.931.700	520.197.599	198.202.012	1.190.141.461
QA	Qatar	14.920.807	83.362.647	65.259.086	368.678.375
BH	Bahrain	2.154.445	11.837.823	5.023.921	28.776.429
CY	Siprus	953.517	5.813.577	1.602.287	9.306.821
EG	Mesir	172.444.936	710.487.352	120.257.430	682.374.233
LY	Libia	3.278.481	24.444.973	11.278.630	79.340.084
MA	Maroko	8.247.181	55.808.674	12.805.535	81.267.016
TN	Tunisia	8.721.351	37.103.231	11.430.147	65.795.786
DZ	Aljazair	20.771.309	147.023.783	22.293.771	163.091.725
SD	Sudan	81.720	61.167.881	75.468	64.774.972
ER	Eritrea	-	246	-	32.240
NA	Namibia	684.695	1.849.168	6.080.367	8.529.849
ET	Etiopia	6.056.437	17.636.556	7.182.460	20.655.732
TZ	Tanzania	24.198.804	124.951.436	25.773.323	139.563.590
MG	Madagaskar	3.474.243	25.190.253	2.944.909	22.473.328
SO	Somalia	6.924.491	23.881.224	10.279.559	47.189.824
KE	Kenya	73.033.950	261.842.761	63.971.027	236.284.511
RE	Reunion	775.648	3.940.119	1.340.346	7.225.145
MZ	Mozambik	16.181.880	70.475.002	12.971.032	61.926.826
BW	Botswana	0	73.918	7	161.214
GQ	Guinea Ekuatorial	887.096	5.019.168	994.314	5.408.736
TG	Togo	8.266.002	80.918.005	9.886.149	98.622.514
GH	Ghana	13.360.593	84.431.533	14.547.603	91.699.837
LR	Liberia	1.289.876	20.457.470	1.688.806	20.897.606
GN	Guinea	16.599.261	66.114.710	17.872.539	68.983.487

Tabel 4. Ekspor Indonesia menurut Negara Tujuan

Juni 2023

Kode Negara	Negara Tujuan	Berat bersih / Net weight (Kg)		Nilai / Value F.O.B. (U S \$)	
		Bulan ini	Kumulatif	Bulan ini	Kumulatif
(1)	(2)	(3)	(4)	(5)	(6)
AO	Angola	16.350.247	74.258.809	15.109.624	69.712.791
CG	Republik Demokratik Kongo	6.643.426	30.464.302	7.274.168	33.261.007
CM	Kamerun	26.084.347	113.640.835	17.484.245	82.368.948
NG	Nigeria	36.763.206	193.339.040	48.825.395	248.592.389
SL	Sierra Leone	587.212	3.784.692	726.616	5.197.844
GA	Gabon	300.341	2.162.130	597.000	3.825.238
CI	Pantai Gading	18.071.776	155.987.466	15.447.764	96.777.513
SN	Senegal	25.450.869	133.147.180	25.856.658	143.852.127
MR	Mauritania	14.245.853	88.238.501	13.664.318	92.465.683
ML	Mali	847.461	1.999.092	2.337.113	6.912.097
BJ	Benin	34.139.422	157.418.904	33.207.471	161.211.364
BF	Burkina Faso	678.443	4.753.383	1.969.811	10.871.262
GW	Guinea Bissau	237.500	2.080.995	159.125	1.753.553
GM	Gambia	2.905.383	37.699.671	3.050.086	40.179.047
SC	Seychelles	119.678	777.878	406.810	2.437.914
UG	Uganda	988.410	2.589.348	743.645	6.619.343
CF	Afrika Tengah	-	12.606	-	777.586
NE	Niger	1.450.032	4.496.575	1.580.344	6.835.397
TD	Cad	-	8.964	-	1.019.622
DJ	Jibuti	23.421.701	227.132.622	23.442.662	223.066.291
SH	Santa Helena	-	2.031	-	5.457
ST	Sao Tome dan Principe	118.736	274.453	135.359	342.474
SZ	Swaziland	26.618	116.918	633.026	1.587.956
ZA	Afrika Selatan	99.026.272	344.619.335	102.127.211	446.519.457
ZW	Zimbabwe	57.010	1.460.431	144.558	2.036.119
ZM	Zambia	22.053	1.078.222	18.700	4.041.847
MW	Malawi	287.200	1.578.144	241.789	1.277.439
KM	Komoro	38.431	1.464.633	77.061	1.981.016
BI	Burundi	1.273	41.497	245.050	704.364
MU	Mauritius	2.997.479	241.036.627	3.690.059	33.275.168
RW	Rwanda	56.164	167.300	307.231	615.235
YT	Mayotte	172.788	1.013.693	199.385	962.884
CD	Kongo	1.239.845	9.837.241	1.468.935	14.051.864
SS	South Sudan	-	4	-	236
AU	Australia	412.682.318	1.949.123.803	256.695.806	1.533.700.366
NZ	Selandia Baru	114.137.832	619.800.602	47.112.367	291.774.391
FM	Mikronesia	16.478	344.578	29.667	505.019
GU	Guam	30.091	233.509	31.661	327.664
PW	Belau	34.554	79.363	145.383	344.670
NR	Nauru	39.384	85.143	73.291	215.476
NC	Kaledonia Baru	4.689.515	6.323.301	4.640.378	9.674.830
MP	Northern Mariana Islands	22.805	114.231	27.063	198.855
VC	Saint Vincent dan Grenadin	85.679	264.930	279.676	1.618.941
VU	Vanuatu	892.579	2.582.337	1.034.681	4.116.839
WF	Wallis And Futuna Islands	11.890	28.148	44.553	116.107
AS	American Samoa	100.487	370.644	64.369	271.252
CK	Cook Islands	21.754	88.131	110.320	470.192
FJ	Fiji	4.884.569	64.008.663	7.039.938	21.215.239
KI	Kiribati	120.328	788.654	240.462	1.598.622
MH	Marshall (Kepulauan)	152.559	3.933.240	658.920	6.682.462
WS	Samoa	683.046	2.576.665	1.304.312	4.509.811
SB	Kepulauan Solomon	993.688	4.508.669	1.897.409	8.940.886
TO	Tonga	866.873	1.997.779	1.087.867	2.985.688
TV	Tuvalu	8.515	52.159	8.623	390.672
CX	Christmas Islands	576	4.031	1.310	6.273
TK	Tokelau	-	18.376	-	22.444
TL	Timor Leste	46.162.801	239.006.356	28.391.476	164.509.138
AQ	Antartica	-	19.618	-	120.138
US	Amerika Serikat	489.536.391	2.651.127.742	1.954.710.054	11.406.006.078
CA	Kanada	18.547.469	104.201.164	90.225.783	575.285.939
MX	Meksiko	151.423.205	430.009.979	205.561.536	949.173.451
GT	Guatemala	53.084.185	73.023.708	34.984.437	75.977.440

Tabel 4. Ekspor Indonesia menurut Negara Tujuan

Juni 2023

Kode Negara	Negara Tujuan	Berat bersih / Net weight (Kg)		Nilai / Value F.O.B. (U S \$)	
		Bulan ini	Kumulatif	Bulan ini	Kumulatif
(1)	(2)	(3)	(4)	(5)	(6)
HN	Honduras	1.825.151	15.693.124	3.723.875	26.324.098
NI	Nikaragua	998.635	4.967.250	5.052.070	23.701.015
PA	Panama	2.719.499	12.806.596	15.570.182	94.122.330
CU	Kuba	1.242.000	6.260.247	875.493	5.211.175
CW	Curacao	10.287	18.286	54.229	60.964
SR	Suriname	183.287	1.044.286	635.221	2.391.474
CL	Cile	6.873.676	65.069.930	19.761.503	127.673.313
VE	Venezuela	1.180.439	6.196.667	1.557.598	8.762.483
AR	Argentina	17.511.886	39.740.178	26.982.894	114.388.916
BR	Brasil	55.635.972	291.866.204	116.645.932	650.691.060
CO	Kolombia	3.592.650	22.200.655	14.098.549	83.157.872
BO	Bolivia	346.468	1.989.457	2.906.463	6.780.155
UY	Uruguay	39.362.812	47.107.059	15.317.620	34.439.687
PY	Paraguay	338.710	1.649.832	3.413.013	15.912.007
EC	Ekuador	3.991.122	24.319.092	11.402.017	53.041.282
PE	Peru	63.803.525	140.823.731	31.289.398	189.722.046
GY	Guyana	310.438	877.345	464.722	1.494.912
TT	Trinidad dan Tobago	2.028.172	10.877.106	3.323.819	21.108.959
BS	Bahama	38.021	264.367	257.863	1.865.035
JM	Jamaika	1.184.219	5.406.862	3.573.079	18.082.370
PR	Puerto Riko	1.426.539	201.628.994	3.554.461	16.940.769
BZ	Belize	10.484	66.678	64.837	169.182
DO	Republik Dominika	5.970.959	26.315.060	17.486.440	68.262.344
SV	El Salvador	17.677.192	23.907.809	12.726.669	30.527.738
CR	Kosta Rika	1.948.422	43.714.382	8.718.614	56.581.870
HT	Haiti	1.402.258	72.429.272	1.790.410	73.390.521
BB	Barbados	88.232	514.990	494.344	2.972.717
AG	Antigua dan Barbuda	28.114	190.595	403.029	1.734.726
AI	Anguilla	-	622	-	4.363
AW	Aruba	76.335	209.782	876.263	1.879.454
BM	Bermuda	12.450	94.766	134.990	1.037.883
CV	Tanjung Verde	90.857	473.941	117.966	532.331
KY	Kepulauan Cayman	13.841	100.652	100.562	865.735
DM	Dominica	98.384	1.379.813	783.720	11.471.547
GF	Guyana Prancis	57.379	301.204	42.882	306.972
PF	Polinesia Prancis	477.310	32.254.189	1.061.690	6.452.423
GL	Grinlandia	-	2.896	-	54.806
GD	Grenada	64.084	346.376	318.057	1.531.444
MQ	Martinik	95.149	672.810	263.478	1.822.767
AN	Antilla Belanda	145.744	627.772	1.226.286	4.641.129
LC	Santa Lusia	107.899	506.225	476.067	2.323.814
TC	Turks dan Kepulauan Caicos	10.992	54.094	40.063	164.832
GP	Guadeloupe	189.305	1.066.678	430.959	3.395.124
KN	Saint Kitts dan Nevis	39.009	115.817	214.044	1.247.375
MS	Montserrat	-	4.098	-	9.033
VG	Kepulauan Virgin (British)	55	59.701	730	143.456
VI	Kepulauan Virgin (US)	77	14.270	179.778	731.106
SX	Sint Maarten (Dutch Part)	0	0	73	73
GB	Inggris	46.250.991	269.583.746	121.853.607	837.367.914
NL	Belanda	300.626.436	2.147.409.341	307.329.492	1.869.343.728
FR	Prancis	76.356.378	200.162.157	82.320.367	469.952.558
DE	Jerman	31.674.270	292.035.540	156.918.671	1.414.416.118
AT	Austria	306.301	2.329.290	2.368.984	23.290.065
BE	Belgia	73.101.206	381.184.221	142.710.557	915.288.194
CH	Swiss	334.674	47.226.860	4.077.224	1.255.179.793
LU	Luksemburg	2.603.423	9.257.205	4.249.491	17.448.305
GI	Gibraltar	0	73.195	73	19.239
MC	Monako	5.354	55.416	120.996	1.349.921
DK	Denmark	6.734.546	34.758.020	15.401.692	88.236.315
NO	Norwegia	1.340.814	51.763.527	2.456.902	348.119.389
SE	Swedia	5.365.204	34.049.684	14.674.096	94.852.444
FI	Finlandia	2.000.351	8.000.678	3.744.356	18.432.379

Tabel 4. Ekspor Indonesia menurut Negara Tujuan

Juni 2023

Kode Negara	Negara Tujuan	Berat bersih / Net weight (Kg)		Nilai / Value F.O.B. (U S \$)	
		Bulan ini	Kumulatif	Bulan ini	Kumulatif
(1)	(2)	(3)	(4)	(5)	(6)
IE	Irlandia	2.348.359	13.273.434	8.325.974	55.565.478
IT	Italia	343.528.481	1.826.198.030	212.393.913	1.278.417.921
ES	Spanyol	138.366.463	883.944.320	193.434.701	1.250.853.223
PT	Portugal	2.788.396	43.214.320	7.152.709	71.776.911
IS	Islandia	51.183	31.234.860	1.058.592	12.502.958
GR	Yunani	14.707.811	102.278.744	20.087.178	145.755.887
VA	Vatikan	0	23	7	739
AD	Andorra	-	25.483	-	48.454
LI	Liechtenstein	-	9.312	-	138.190
HU	Hungaria	538.548	5.951.125	5.503.655	38.032.708
PL	Polandia	11.379.032	427.493.753	55.591.631	419.904.778
RO	Rumania	4.360.094	28.832.307	6.836.218	57.013.637
BG	Bulgaria	2.489.925	46.217.494	3.958.449	124.266.358
AL	Albania	742.487	4.518.710	900.089	7.905.780
AM	Armenia	279.943	979.584	817.598	2.689.540
AZ	Azerbaijan	440.723	1.837.348	758.902	3.359.311
BY	Belarus	95.272	502.347	1.937.280	4.797.919
KZ	Kazakstan	283.674	4.078.009	4.804.583	39.308.266
KG	Kirgistan	120.443	473.275	5.401.329	5.987.147
MD	Moldova	0	18.472	105	42.036
TJ	Tajikistan	122.735	465.111	141.327	615.697
TM	Turkmenistan	163.623	1.415.881	224.875	2.040.531
UA	Ukraina	529.297	1.649.953	1.013.815	4.824.730
UZ	Uzbekistan	260.032	2.913.055	480.778	4.716.603
LT	Lituania	1.096.528	5.966.556	1.629.529	9.245.987
LV	Latvia	1.149.357	19.757.026	2.253.294	27.511.659
EE	Estonia	50.794.842	183.109.594	51.656.744	206.661.517
GE	Georgia	4.121.349	37.068.842	8.464.154	47.354.998
HR	Kroasia	76.940.167	547.155.482	7.906.275	109.040.825
BA	Bosnia-Herzegovina	36.416	369.885	45.454	373.108
MT	Malta	74.547	10.516.129	1.196.040	12.526.433
SK	Slovakia	135.881	2.129.355	2.251.106	17.171.627
SI	Slovenia	82.748.173	183.177.085	16.504.370	70.633.453
CZ	Republik Cheska	592.683	3.180.910	5.395.988	37.612.003
MK	Makedonia	179.363	799.933	179.417	1.273.682
FO	Kepulauan Faeroe	0	7	49	444
RU	Rusia	55.069.603	355.602.460	68.928.861	451.078.789
RS	Serbia	427.703	308.684.417	1.053.732	20.061.441
ME	Montenegro	90.630	547.466	131.944	893.934
CS	Kosovo	0	0	106	106
GG	Guernsey	0	25	26	3.453
JE	Jersey	0	4	87	301
Total Ekspor		54.152.042.846	336.091.299.561	20.601.314.985	128.653.336.719

Sumber : dokumen PEB dan non PEB, diolah

Tabel 5 : Ekspor Indonesia menurut Provinsi dan Pelabuhan muat

Juni 2023

Pelabuhan	Pelabuhan Muat	Berat bersih / Net weight (Kg)		Nilai / Value F.O.B. (U S \$)	
		Bulan ini	Kumulatif	Bulan ini	Kumulatif
(1)	(2)	(3)	(4)	(5)	(6)
Aceh		697.609.014	4.580.064.727	45.629.615	291.304.081
IDLSW	Lhok Seumawe	2.999.923	46.651.213	2.384.938	16.625.520
IDCLG	Calang	5.999.937	31.299.465	4.499.953	28.870.506
IDMEQ	Meulaboh	673.978.000	4.429.728.000	30.909.165	226.031.387
IDTPK	Tapaktuan	-	7.633	-	65.409
IDBTJ	Blang Bintang (U)	564	5.461	6.381	25.417
IDAUN	Blang Lancang (Arun)	14.598.980	30.737.070	7.815.167	17.548.267
IDKRU	Krueng R. Malahayati	-	29.039.401	-	426.479
IDKLS	Kuala Langsa	31.610	12.596.484	14.011	1.711.095
Sumatera Utara		908.396.837	4.932.860.818	900.361.356	5.078.646.403
IDKNO	Kuala Namu International Airport (U)	68.330	516.768	4.934.631	27.501.945
IDBLW	Belawan	678.693.836	3.968.948.641	714.646.237	4.332.641.513
IDTJB	Tanjung Balai Asahan	3.482.425	20.326.164	1.910.349	10.929.731
IDKTJ	Kuala Tanjung	226.152.247	943.069.245	178.870.140	707.573.214
Sumatera Barat		478.889.123	2.333.159.817	247.485.818	1.155.475.534
IDTBY	Padang/TI.Bayur	478.888.206	2.333.148.910	247.471.899	1.155.420.635
IDPDG	Padang / Tabing (U)	917	10.907	13.919	54.899
Riau		2.639.397.055	13.132.128.346	1.701.945.275	9.141.098.089
IDLAT	Lalang Terminal, St	25.234.000	103.528.000	13.327.531	58.881.493
IDBAG	Bagan Siapi-API	52.500	614.115	34.043	413.644
IDPAI	Panipahan	152.110	16.561.494	70.538	10.439.059
IDDUM	Dumai	1.731.704.366	8.400.511.631	1.220.147.139	6.318.308.494
IDTMD	Tanjung Medang	252.745	2.486.690	72.930	596.033
IDSEQ	Sungai Pakning	207.481.337	934.376.096	114.502.432	573.881.520
IDBLS	Bengkalis	367.200	2.459.819	476.501	3.733.747
IDSPA	Selat Panjang	4.503.300	23.775.155	883.837	4.959.014
IDSSI	Siak Sri Indrapura	99.974.357	418.553.947	15.265.766	56.219.650
IDPEK	Pekanbaru (Rumbai)	25.000	851.937	60.000	495.973
IDSUQ	Sungai Guntung	22.531.228	142.136.717	19.737.086	127.929.207
IDKGD	Kuala Gaung	8.063.525	60.415.848	1.446.190	11.078.066
IDTEM	Tembilahan	1.513.000	11.041.234	244.207	2.077.490
IDKEN	Kuala Enok	70.569.952	252.779.186	7.509.261	26.003.677
IDRGA	Rengat	5.396.765	55.056.233	3.733.120	16.933.353
IDPKU	Simpang Tiga (U)	30	30	0	0
IDPAK	Pekan Baru	559.969	18.880.735	308.607	16.969.381
IDBUN	Buatan	318.477.942	1.720.334.779	180.369.260	1.037.996.576
IDPWG	Perawang, Sumatra	142.537.728	967.764.699	123.756.826	874.181.710
Jambi		659.580.509	4.936.734.209	105.360.604	665.639.796
IDMSK	Muara Sabak	460.938.331	3.691.455.241	49.695.844	337.780.059
IDKTK	Kuala Tungkal	68.017.523	258.104.920	20.009.600	83.864.875
IDMSA	Muara Sabak	21.785.999	312.155.989	2.440.032	23.834.712
IDDJM	Jambi	108.838.656	675.017.998	33.215.128	220.154.313
IDDJB	Palmerah/Sultan Thaha (U)	-	61	-	5.838

Tabel 5 : Ekspor Indonesia menurut Provinsi dan Pelabuhan muat

Juni 2023

Pelabuhan	Pelabuhan Muat	Berat bersih / Net weight (Kg)		Nilai / Value F.O.B. (U S \$)	
		Bulan ini	Kumulatif	Bulan ini	Kumulatif
(1)	(2)	(3)	(4)	(5)	(6)
Sumatera Selatan		3.369.551.270	21.556.758.441	531.463.706	3.262.565.422
IDPLS	Palembang-Kertapati	-	856.555.958	-	88.000.589
IDSUG	Sungai Gerong	84.845.694	308.687.433	44.510.810	167.525.621
IDPLA	Palembang - Plaju	7.252.000	1.386.241.358	517.648	183.948.363
IDPLM	Sm. Badaruddin (U)	38	21.771.644	3.145	10.980.606
IDMRI	Musi River/Boom Baru	3.277.453.538	18.983.502.048	486.432.103	2.812.110.242
Bengkulu		258.364.587	1.707.472.153	21.792.192	140.273.365
IDBKU	Bengkulu	18.622.296	74.961.185	2.547.715	6.871.097
IDBTN	Bintuhan	-	86.382.000	-	2.905.027
IDPBA	Pulau Baai	239.742.291	1.546.128.968	19.244.476	130.497.241
Lampung		1.451.366.778	7.486.039.696	372.050.773	2.080.384.040
IDTRH	Tarahan	1.076.952.571	5.619.878.698	180.373.233	1.177.493.470
IDPJG	Panjang	374.414.207	1.866.160.998	191.677.540	902.890.570
Kepulauan Bangka Belitung		48.562.978	1.098.244.615	230.930.641	987.372.569
IDMUO	Muntok	885.000	25.296.590	24.139.050	150.237.352
IDPGX	Pangkal Balam	7.463.700	886.087.084	180.871.815	722.577.274
IDTPD	Tanjung Pandan	9.315.328	44.413.328	354.979	2.039.261
IDMAN	Manggar-Belitung	30.898.950	142.445.613	25.564.797	112.487.217
IDPGK	Pangkal Pinang (U)	-	2.000	-	31.464
Kepulauan Riau		1.508.316.332	11.512.147.688	1.454.637.111	9.662.059.021
IDBTM	Batam Island	1.485	5.403.014	2.650	14.483.324
IDLBM	Lobam	392.284	2.737.798	12.888.193	82.392.870
IDMWK	Matak	-	24.270	-	1.088.196
IDNTX	Natuna Ranai	167.712.142	384.212.154	4.098.652	9.623.708
IDKIJ	Kijang	2.481.280	26.784.025	3.657.152	26.892.902
IDTBK	Tanjung Balai Karimun	740.701.860	5.079.969.969	114.542.646	1.209.852.690
IDPSS	Pulau Sambu	-	19.432.000	-	47.735.375
IDTAN	Tanjung Uban	-	167.500.000	-	5.915.475
IDTPN	Tanjung Pinang	15.557.131	82.799.837	8.667.586	52.097.409
IDTER	Terempa	199.095.000	1.214.575.500	122.462.661	618.306.864
IDTBT	Tanjung Batu, Riau	457.000	371.330.000	219.099	93.870.242
IDSRN	Serasan	4.909	32.958	11.617	93.844
IDBPD	Belakang Padang	147.258.338	795.079.642	65.103.814	410.119.571
IDBTU	Batu Ampar	112.441.170	866.336.995	788.065.190	5.123.833.797
IDDAS	Singkep - Dabo	58.049	58.049	104.277	104.277
IDTNJ	Kijang	104.484	674.749	221.715	1.492.403
IDPAS	Pasir Panjang	-	11.893.000	-	77.717
IDSKP	Sekupang	14.263.381	94.074.233	199.050.013	1.265.554.554
IDNON	Nongsa	-	65	-	1.086
IDKAB	Kabil/Panau	75.726.420	2.301.193.594	116.233.887	617.740.379
IDUNA	Udang Natuna	32.056.330	87.858.080	18.384.400	51.725.906
IDBTH	Hang Nadim (U)	5.069	177.757	923.560	29.056.433

Tabel 5 : Ekspor Indonesia menurut Provinsi dan Pelabuhan muat

Juni 2023

Pelabuhan	Pelabuhan Muat	Berat bersih / Net weight (Kg)		Nilai / Value F.O.B. (U S \$)	
		Bulan ini	Kumulatif	Bulan ini	Kumulatif
(1)	(2)	(3)	(4)	(5)	(6)
DKI Jakarta		1.356.357.942	8.194.756.776	5.049.287.754	31.555.355.732
IDTPP	Tanjung Priok	1.349.256.134	8.072.282.861	4.474.785.182	26.923.344.301
IDKLB	Kalibaru	-	77.000.000	-	21.322.901
IDJKT	Jakarta / Pasar Ikan	82.934	187.348	109.527	1.102.982
IDCGK	Soekarno-Hatta (U)	7.018.003	45.240.450	573.405.855	4.607.050.216
IDHLP	Halim Perdana Kusuma (U)	871	46.116	987.191	2.535.331
Jawa Barat		48.103.984	345.569.137	173.117.016	981.328.956
IDMJY	Mangunjaya	-	10.526	-	26.016
IDPMB	Patimban	14.418.880	80.544.804	155.195.193	824.502.309
IDBDO	Husein Sastranegara (U)	82	18.443	44	15.109.298
IDBLG	Balongan	33.685.022	264.995.364	17.921.779	141.691.333
Jawa Tengah		314.541.460	1.905.154.264	632.187.413	3.604.429.245
IDTES	Tanjung Emas	218.349.393	1.119.217.392	604.908.066	3.389.355.039
IDCXP	Cilacap	96.179.891	785.807.770	27.249.278	213.566.854
IDSRG	Achmad Yani (U)	-	95.914	-	1.185.681
IDSOC	Solo/Jebres/Adi Sumarmo (U)	12.177	33.188	30.070	321.671
DI Yogyakarta		31.892	174.355	467.161	2.446.196
IDYIA	Yogyakarta International Airport(U)	31.892	174.247	467.161	2.439.496
IDJOG	Adi Sucipto (U)	-	108	-	6.700
Jawa Timur		1.218.375.127	7.353.872.125	1.519.507.924	9.963.543.605
IDTUB	Tuban	279.245.640	1.181.983.416	58.560.149	309.107.747
IDGRE	Gresik	180.738.025	1.092.241.997	121.413.101	654.568.358
IDTPE	Tanjung Perak	744.959.258	4.942.817.447	1.272.808.089	8.451.906.162
IDPRO	Probolinggo	13.000.000	53.083.293	2.158.000	8.645.758
IDKLG	Kalianget	-	80.856.895	-	50.622.711
IDSUB	Juanda (U)-Surabaya	432.204	2.889.078	64.568.585	488.692.869
Banten		503.260.089	3.247.385.720	110.111.302	904.169.673
IDCIW	Ciwandan	-	25.874.700	-	3.395.158
IDBYH	Bayah	287.850.000	1.907.517.000	9.919.700	71.215.888
IDMRK	Merak	27.927.988	199.353.027	12.732.909	137.023.014
IDTLN	Tanjung Leneng	91.655.337	454.948.227	60.941.870	303.427.704
IDCGD	Cigading	-	87.818.129	-	59.262.857
IDCIG	Cigading	95.826.764	571.874.637	26.516.823	329.845.053
Bali		796.629	4.821.824	24.513.163	155.118.586
IDBOA	Benoa/Loloan	-	102.000	-	77.963
IDCBW	Celukan Bawang	51.000	109.000	465.000	925.000
IDDPS	Ngurah Rai (U)	745.629	4.610.824	24.048.163	154.115.623
Nusa Tenggara Barat		5.044	180.937.601	17.187	572.215.881
IDBEN	Benete	-	168.269.662	-	563.410.062
IDLOP	Bandara Udara Internasional (Lombok)	5.044	17.939	17.187	5.016.869
IDBDS	Badas Sumbawa	-	12.650.000	-	3.788.950

Tabel 5 : Ekspor Indonesia menurut Provinsi dan Pelabuhan muat

Juni 2023

Pelabuhan	Pelabuhan Muat	Berat bersih / Net weight (Kg)		Nilai / Value F.O.B. (U S \$)	
		Bulan ini	Kumulatif	Bulan ini	Kumulatif
(1)	(2)	(3)	(4)	(5)	(6)
Nusa Tenggara Timur		9.757.316	50.789.586	4.734.473	28.977.441
IDABU	Atambua (U)	6.344.247	17.013.956	2.659.069	9.236.163
IDBJW	Bajawa (U)	206	206	106.448	106.448
IDKOE	Kupang / El-Tari (U)	1.660	1.660	5.562	5.562
IDATA	Atapupu	3.409.403	33.769.964	1.945.405	19.592.529
IDWKL	Waikelo	-	2.000	-	18.750
IDTEN	Tenau	1.800	1.800	17.990	17.990
Kalimantan Barat		409.803.178	3.871.295.115	197.766.861	978.359.505
IDNBF	Nanga Badau	6.254	27.074	28.744	123.583
IDBKY	Bengkayang	29.152	76.667	365.024	916.190
IDARK	Aruk	136.362	1.546.718	89.335	814.197
IDSKW	Singawang	-	35.975.208	-	23.005.668
IDPON	Pontianak	164.988.993	2.067.390.315	107.826.334	536.393.605
IDTMO	Telok Melano	-	46.061.696	-	2.118.838
IDKDW	Kendawangan	244.110.300	1.716.454.134	88.061.802	405.150.327
IDPNK	Supadio (U)	8.611	24.940	124.360	1.009.493
IDENT	Entikong	417.938	3.120.714	322.335	2.800.760
IDJBB	Jagoibabang	105.569	617.649	948.925	6.026.844
Kalimantan Tengah		218.050.298	1.213.369.781	85.724.286	373.022.015
IDPKN	Pangkalan Bun	1.756.210	12.752.571	2.118.674	14.053.000
IDKUM	Kumai	173.613.269	1.000.116.931	78.944.374	339.964.146
IDSQM	Sampit	14.812.800	133.529.987	2.221.396	13.616.993
IDPPS	Pulang Pisau	27.867.731	66.969.167	2.437.345	5.370.440
IDPKY	Panaru-Palangkaraya (U)	288	1.068	2.498	8.751
IDPAR	Pangkalan Air (U)	-	57	-	8.685
Kalimantan Selatan		13.786.912.367	83.858.560.816	1.379.313.652	9.036.559.592
IDKBU	Kotabaru (U)	-	12.900.986	-	8.251.526
IDNPL	North Pulau Laut	288.129.000	2.481.108.000	29.184.556	385.187.629
IDSTU	Satui	3.216.711.170	20.082.782.749	247.995.184	1.566.976.975
IDTAR	Tarjun	95.346.522	660.888.780	44.439.093	364.140.289
IDPUT	Pulau Laut	121.549.923	543.587.256	60.804.747	175.248.897
IDBAN	Banjarmasin	8.657.783.601	50.669.658.977	864.013.138	5.755.133.788
IDKTB	Kotabaru	802.491.667	6.712.939.556	89.670.962	560.663.002
IDBDJ	Samsudin Noor (U)	2.546	125.574	348.261	2.319.089
IDASA	Asam Asam	604.897.937	2.694.568.937	42.857.711	218.638.398
Kalimantan Timur		18.718.639.924	121.171.870.933	1.950.797.451	14.552.757.192
IDKRG	Kariangau	282.083	877.528	3.272.436	3.812.505
IDTBA	Tanjung Bara, KI	3.448.360.000	21.021.219.000	343.612.256	2.319.884.064
IDBPP	Balikpapan	3.151.320.000	18.002.905.386	553.445.860	3.337.456.248
IDSRD	Samarinda	6.602.935.929	46.566.410.495	528.376.915	4.346.849.462
IDTRD	Tanjung Redep	147.900.000	2.647.385.510	27.022.500	318.915.900
IDBPN	Sepinggau (U)	86.871	443.139	591.772	3.098.551
IDBTG	Bontang	387.455.041	6.771.323.613	104.623.677	1.990.277.075
IDADB	Adang Bay	1.942.966.000	10.613.590.000	168.586.344	1.005.820.039
IDSKI	Sangkulirang	936.307.000	6.068.408.262	40.808.136	297.770.554
IDMUB	Muara Berau	2.101.027.000	9.479.308.000	180.457.555	928.872.795

Tabel 5 : Ekspor Indonesia menurut Provinsi dan Pelabuhan muat

Juni 2023

Pelabuhan	Pelabuhan Muat	Berat bersih / Net weight (Kg)		Nilai / Value F.O.B. (U S \$)	
		Bulan ini	Kumulatif	Bulan ini	Kumulatif
(1)	(2)	(3)	(4)	(5)	(6)
Kalimantan Utara		1.759.317.258	14.518.735.797	153.026.975	1.318.568.319
IDTJS	Tanjung Selor	142.435.000	2.032.110.115	5.538.916	93.918.258
IDLIN	Lingkas Tarakan	1.134.407.706	8.612.822.041	105.383.332	926.115.196
IDNNX	Nunukan	155.339.552	706.676.041	32.138.810	185.304.827
IDBYQ	Bunyu	327.135.000	3.166.964.000	9.965.917	112.255.570
IDTRK	Tarakan (U)	-	120.400	-	641.467
IDJUA	Juata Tarakan	-	43.200	-	333.000
Sulawesi Utara		135.022.626	610.482.786	74.707.529	381.998.490
IDLIR	Lirung	8.399	13.372	196.899	707.625
IDAMU	Amurang	19.951.853	99.070.388	12.997.974	64.746.889
IDBIT	Bitung	56.678.507	334.574.919	57.833.948	301.683.732
IDPET	Petta	41.706	179.303	508.200	2.166.223
IDMDC	Sam Ratulangi (U)	42.162	334.733	471.658	4.418.343
IDLUK	Labuhan Uki	58.300.000	176.310.071	2.698.850	8.275.678
Sulawesi Tengah		1.501.409.626	7.357.248.243	1.648.928.340	9.614.921.235
IDMOW	Morowali	33.365.743	96.247.816	47.796.502	149.032.858
IDBAH	Bahudopi	1.058.490.345	4.921.902.107	1.251.239.059	7.309.742.169
IDKNL	Kolonodale	96.788.330	517.519.565	157.149.356	928.858.045
IDLWU	Luwuk	235.088.523	1.566.219.842	129.114.309	1.015.242.222
IDPLW	Mutiara-Palu (U)	331	12.861	1.296	32.683
IDAPI	Apiapi	-	3.500.000	-	1.071.000
IDDOG	Donggala (U)	-	3.586	-	10.648
IDPAT	Pantoloan	77.676.355	251.822.756	63.627.819	210.898.055
IDPTL	Pantoloan, Sv	-	19.711	-	33.555
Sulawesi Selatan		902.975.547	1.757.660.458	341.761.939	1.304.222.648
IDMAK	Makassar	54.628.465	303.678.718	64.425.889	426.978.605
IDMXB	Masamba (U)	-	1.240	-	11.160
IDBXT	Bonthan Bay, Sulawesi	723.205.223	723.205.223	183.982.195	183.982.195
IDPAP	Pare-Pare	-	46.600.097	-	1.724.204
IDUJU	Ujungpandang	-	45.862	-	518.652
IDMLI	Malili, Sulawesi	6.275.198	41.038.434	86.987.965	658.967.935
IDBKI	Biring Kassi	118.552.023	641.837.807	4.698.363	25.093.903
IDUPG	Hasanuddin (U)	314.638	1.253.076	1.667.527	6.945.994
Sulawesi Tenggara		140.288.722	909.730.665	214.376.791	1.710.556.352
IDKDR	Kendari	140.240.182	909.571.786	214.199.132	1.709.305.204
IDKDI	Wolter Monginsidi (U)	48.540	158.879	177.659	1.251.148
Gorontalo		14.251.286	122.507.962	2.276.453	28.357.327
IDGOR	Gorontalo	14.249.914	122.502.224	2.265.466	28.301.609
IDGTO	Jalaluddin(U)	1.372	5.738	10.987	55.718
Sulawesi Barat		-	31.848.891	-	3.823.241
IDMJU	Mamuju	-	31.848.891	-	3.823.241

Tabel 5 : Ekspor Indonesia menurut Provinsi dan Pelabuhan muat

Juni 2023

Pelabuhan	Pelabuhan Muat	Berat bersih / Net weight (Kg)		Nilai / Value F.O.B. (U S \$)	
		Bulan ini	Kumulatif	Bulan ini	Kumulatif
(1)	(2)	(3)	(4)	(5)	(6)
Maluku		31.925.387	36.755.910	16.612.853	40.380.642
IDBUA	Bula	30.657.396	30.657.396	11.163.296	11.163.296
IDAMB	Ambon	1.238.895	5.819.635	5.191.293	26.763.142
IDLUV	Tual	-	17.456	-	182.740
IDAMQ	Pattimura/Laha (U)	29.096	261.423	258.264	2.271.464
Maluku Utara		357.661.909	2.228.175.205	775.959.500	4.833.076.102
IDSQN	Sanana (U)	3.320	10.196	61.402	185.245
IDWED	Weda	265.573.690	1.463.519.130	591.677.167	3.614.908.381
IDTTE	Ternate	86.015	11.163.642	718.798	17.099.311
IDOBI	Obi Island	91.998.884	523.994.238	183.502.133	1.176.828.115
IDTAX	Taliabu	-	229.488.000	-	24.055.050
Papua Barat		548.246.570	2.824.967.511	235.028.018	1.514.509.472
IDSOR	Sorong	11.201.489	11.437.172	4.481.503	7.559.720
IDMKW	Manokwari	8.000.387	103.058.570	404.020	4.747.758
IDSOQ	Sorong / Jefman (U)	11.749	119.889	136.013	1.311.705
IDNTI	Bintuni, Irian Jaya	529.032.945	2.710.351.880	230.006.483	1.500.890.289
Papua		156.274.181	1.019.017.590	399.433.853	2.729.820.950
IDBIK	Frans Kasiepo (U)	20.277	57.770	136.793	426.830
IDJYP	Jayapura	57.104	504.524	116.696	655.860
IDZRI	Serui	2.896.000	10.687.755	2.279.015	8.262.277
IDTIM	Amamapare	153.300.800	1.007.766.715	396.901.350	2.720.473.056
IDDJJ	Jayapura / Sentani (U)	-	826	-	2.927
Total Ekspor		54.152.042.846	336.091.299.561	20.601.314.985	128.653.336.719

Sumber : dokumen PEB dan non PEB, diolah

DATA

MENCERDASKAN BANGSA

<https://www.bps.go.id>



BADAN PUSAT STATISTIK

Jl. dr. Sutomo No. 6-8 Jakarta 10710
Telp : (021) 3841195, 3842508, 3810291-4, Fax : (021) 3857046
Homepage : <http://www.bps.go.id> E-mail : bpsHQ@bps.go.id

ISSN 2745-3987



9 772745 398704