

Buletin Statistik Perdagangan Luar Negeri
Foreign Trade Statistical Bulletin

EKSPOR /EXPORTS

ISSN : 0216 - 5775

No. Publikasi / *Publication Number* : 06110.0804

Katalog BPS / *BPS Catalogue*: 8202002

Ukuran Buku / *Book Size* : 21 Cm X 29 Cm

Jumlah Halaman / *Total Pages* : 95 Halaman / *Pages*

Naskah / *Manuscript* :

Bagian Statistik Ekspor

Export Statistics Division

Gambar Kulit / *Cover Design* :

Bagian Statistik Ekspor

Export Statistics Division

Diterbitkan oleh / *Published by* :

Badan Pusat Statistik, Jakarta - Indonesia

CBS, Indonesia

Dicetak oleh / *Printed by* :

CV Rioma

Boleh dikutip dengan menyebut sumbernya

May be cited with reference to the source

<https://www.bps.go.id>

KATA PENGANTAR

Buletin Statistik Perdagangan Luar Negeri Ekspor yang diterbitkan secara bulanan memuat data ekspor menurut sektor, Perkembangan ekspor komoditi pertanian, Perkembangan ekspor komoditi industri, Perkembangan ekspor komoditi pertambangan dan Perkembangan ekspor Indonesia menurut komoditi dan negara tujuan secara kumulatif dari Januari sampai bulan berjalan.

Buletin ini juga menyajikan ulasan singkat tentang perbandingan, pertumbuhan dan peranan serta data pokok yang cukup menonjol atau yang mengalami perubahan yang signifikan. Diharapkan dengan adanya informasi semacam ini, para pengguna data ekspor dapat melihat dan mengikuti perkembangan ekspor secara garis besar.

Kepada para pengguna data, saran dan kritik yang bersifat konstruktif demi penyempurnaan publikasi ini, sangat diharapkan. Dengan demikian usaha BPS untuk meningkatkan pelayanan dan pemasyarakatan statistik (khususnya data Statistik Ekspor) dapat dilaksanakan secara baik dan berkesinambungan.

Jakarta, Pebruari 2008

BADAN PUSAT STATISTIK

KEPALA,

DR. Rusman Heriawan

NIP. 340003999

ISI / CONTENT

Halaman / Page

Kata Pengantar / <i>Preface</i>	iii
Isi / <i>Content</i>	iv
Ringkasan / <i>Highlight</i>	v - xiv

Jilid / Volume

Tabel 1. Ringkasan Perkembangan Ekspor Indonesia	1
Tabel 2. Perkembangan Ekspor Komoditi Pertanian	1
Tabel 3. Perkembangan Ekspor Komoditi Industri	2
Tabel 4. Perkembangan Ekspor Komoditi Pertambangan	4
Tabel 5. Perkembangan Ekspor Indonesia Menurut Komoditi dan Negara Tujuan	5

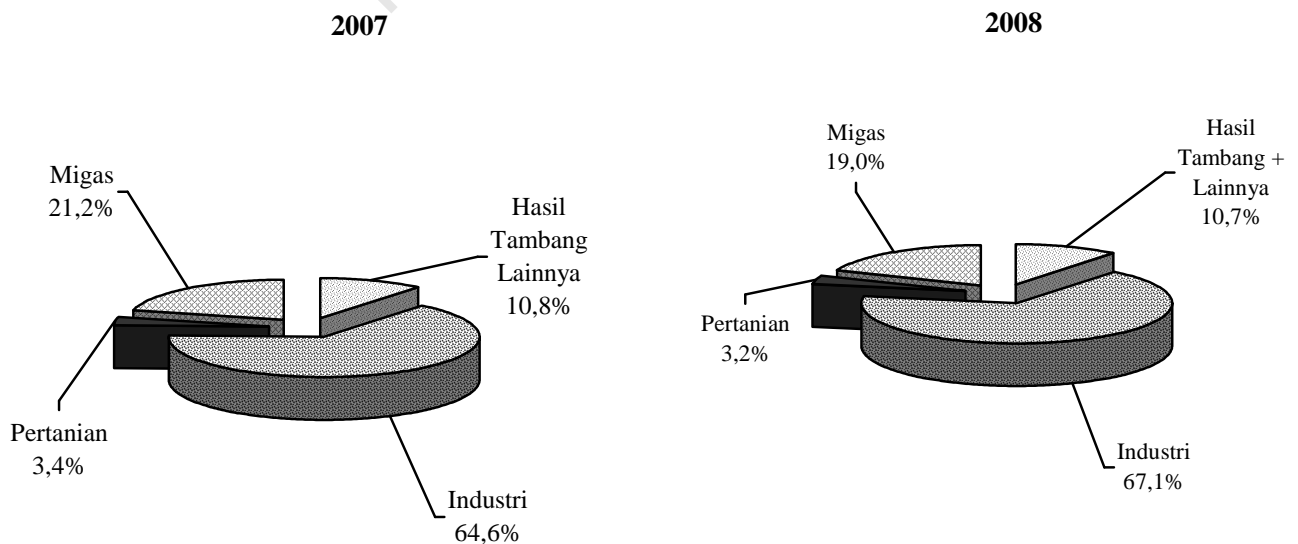
RINGKASAN

Ekspor Indonesia pada periode Januari - Januari 2008 mencapai nilai US\$ 11 191,6 juta dengan volume 28 773,5 ribu ton, yang terdiri dari US\$ 2 243,9 juta hasil ekspor minyak dan gas bumi dan US\$ 8 947,7 juta hasil ekspor komoditi non migas.

Dibandingkan periode yang sama tahun 2007, nilai ekspor naik US\$ 2 869,2 juta, karena adanya kenaikan ekspor non migas senilai US\$ 2 146,4 juta, dan dari kelompok migas juga mengalami kenaikan sebesar US\$ 722,8 juta atau naik 47,52

persen dibanding periode yang sama tahun sebelumnya. Dengan demikian, diperlihatkan bahwa penerimaan dari sektor migas masih bisa diharapkan, karena perkembangan harga di pasaran internasional menunjukkan perkembangan yang fluktuatif. Bulan Januari 2008 harga minyak mentah Indonesia US\$ 92,10 per barelnya, naik sebesar US\$ 36,20 per barel dibandingkan bulan Januari 2007.

Grafik 1 : PERBANDINGAN NILAI EKSPOR INDONESIA PADA JANUARI-JANUARI 2007 & 2007

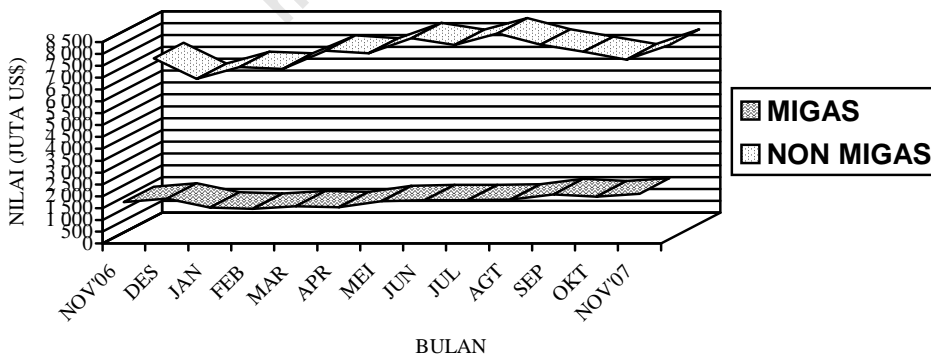


Pada Grafik 1 ditampilkan perbandingan nilai ekspor selama Periode Januari - Januari 2007 dan 2008. Sedangkan trend perkembangannya dari bulan Januari 2007 sampai dengan Januari 2008 disajikan pada Grafik 2, 3, dan 4. Nilai ekspor kelompok migas pada Januari - Januari 2007 senilai US\$ 1 521,1 juta yang terdiri dari minyak mentah, hasil minyak dan gas masing-masing senilai US\$ 608,5 juta, US\$ 185,2 juta, dan US\$ 727,4 juta. Sedangkan pada Januari - Januari 2008 nilai untuk

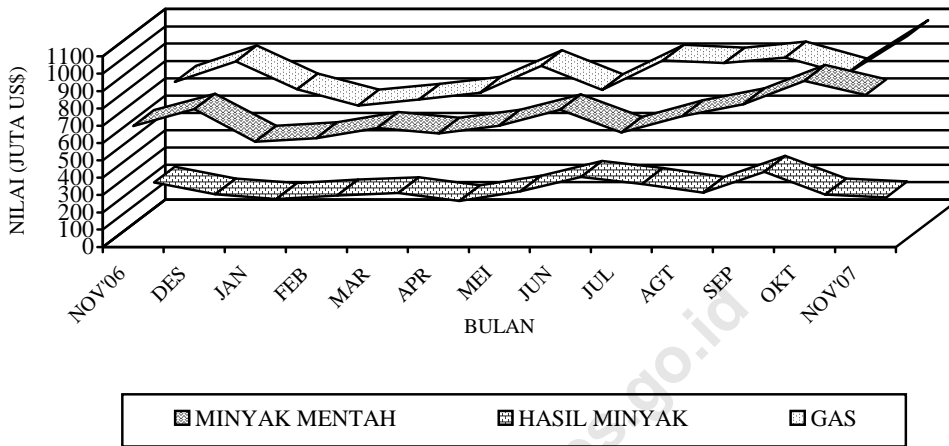
kelompok migas masing-masing sebesar US\$ 832,3 juta, US\$ 287,2 juta dan US\$ 1 124,4 juta.

Nilai ekspor untuk kelompok non migas yang terdiri dari hasil pertanian, industri serta hasil tambang dan lainnya pada bulan Januari - Januari 2007 masing-masing US\$ 235,8 juta, US\$ 5 370,6 juta, dan US\$ 1 194,9 juta. Sementara itu pada periode Januari - Januari 2008 masing-masing mencapai US\$ 318,8 juta, US\$ 7 609,5 juta, dan US\$ 11 047,0 juta.

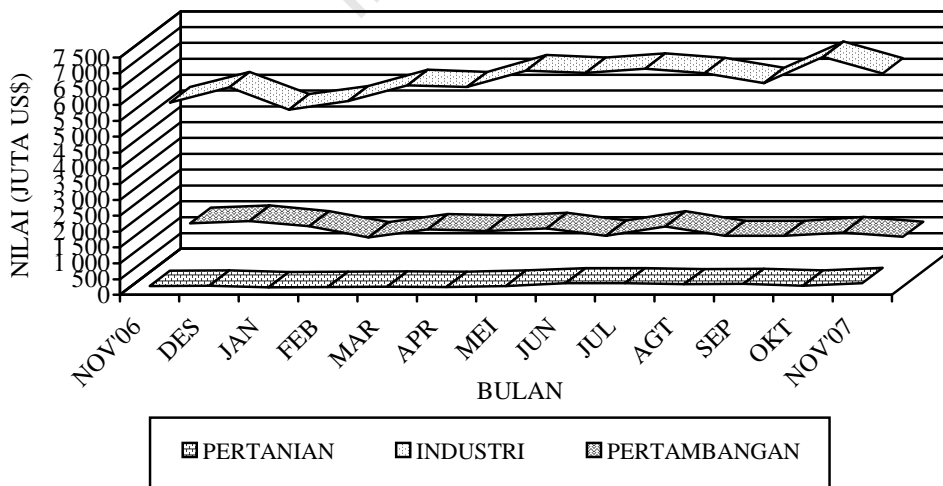
Grafik 2 : PERKEMBANGAN NILAI EKSPOR MIGAS DAN NON MIGAS SELAMA JANUARI 2007 SAMPAI DENGAN JANUARI 2008



**Grafik 3 : PERKEMBANGAN NILAI EKSPOR KOMODITI MIGAS
SELAMA JANUARI 2007 SAMPAI DENGAN JANUARI 2008**



**Grafik 4 : PERKEMBANGAN NILAI EKSPOR KOMODITI NON MIGAS
SELAMA JANUARI 2006 SAMPAI DENGAN JANUARI 2007**



**Tabel A. RINGKASAN EKSPOR NON MIGAS INDONESIA
(JUTA US\$)**

Tahun dan Bulan	Hasil sektor pertanian	Hasil sektor industri	Hasil sektor tambang	Total
[1]	[2]	[3]	[4]	[6]
2006				
Januari	237,4	4527,8	968,6	5733,8
Pebruari	279,1	4 920,0	561,2	5 760,3
Maret	240,9	4 922,2	645,3	5 808,4
April	212,5	5 085,0	651,8	5 949,3
Mei	274,9	5 363,9	941,6	6 580,4
Juni	316,1	5 512,1	843,0	6 671,2
Juli	344,1	5 679,8	757,9	6 781,8
Agustus	338,3	5 773,3	947,2	7 058,8
September	290,6	5 881,5	1 070,8	7 242,8
Oktober	263,0	5 699,5	1 157,1	7 119,6
November	280,9	5 589,6	1 297,2	7 167,7
Desember	288,4	6 069,5	1 366,1	7 715,0
2007				
Januari	235,8	5 370,6	1 194,9	6 801,3
Pebruari	247,7	5 631,7	846,7	6 726,1
Maret	256,7	6 138,0	1 095,5	7 490,2
April	246,9	6 075,8	1 053,8	7 376,5
Mei	282,9	6 602,4	1 130,5	8 015,8
Juni	309,1	6 526,6	894,6	7 730,4
Juli	368,1	6 655,7	1 189,6	8 213,3
Agustus	336,4	6 516,0	887,9	7 740,3
September	344,9	6 202,8	889,8	7 437,5
Oktober	285,3	7 030,7	1 003,0	8 318,9
November	371,5	6 504,8	860,7	7 737,0
Desember	,4	9,5	,1	,0
2008				
Januari	,8	,6	,9	,3

Dipandang dari negara tujuan ekspor (Tabel B), pada bulan Januari 2008 kelompok migas yang ditujukan ke kawasan Asia Timur dan Asia Selatan & Tenggara, sebesar masing-masing US\$ 1 947,4 juta dan US\$ 190,2 juta memperlihatkan peningkatan dibanding tahun 2007. Negara yang memperlihatkan peningkatan ekspor kelompok migas lainnya, adalah Jepang dengan persentase peningkatan sebesar 51,72 persen, China dengan persentase

peningkatan sebesar 59,12 persen dan Singapura dengan persentase peningkatan sebesar 178,60 persen, sedangkan Malaysia dan Muangthai memperlihatkan penurunan dibanding tahun 2007, dengan persentase penurunan sebesar 66,63 persen dan 18,48 persen. Dari Tabel B juga terlihat bahwa ekspor komoditi migas pada bulan Januari 2008 menunjukkan peningkatan menjadi US\$ 2 243,9 juta.

Tabel B : Perkembangan Ekspor Migas & Non Migas Indonesia Menurut Negara Tujuan, Januari 2007 & Januari 2008 (Juta US\$)

Kawasan Negara Ekspor	Migas			Non Migas		
	Januari 2007	Januari 2008	Perubahan (%)	Januari 2007	Januari 2008	Perubahan (%)
• Asia Timur	1 237,7	1 974,4	57,34	2 060,7	2 587,2	25,55
- Jepang	669,5	1 015,8	51,72	955,9	1 187,1	24,19
- China	259,3	412,5	59,12	471,6	687,2	45,69
• Asia Selatan & Tenggara	119,5	190,2	59,16	1 853,5	2 949,9	59,16
- Muangthai	29,4	24,0	-18,48	206,7	240,8	16,51
- Singapura	55,6	155,0	178,60	716,7	1 068,3	49,05
- Philipina	0,0	0,1	-	185,9	147,2	-20,80
- Malaysia	32,2	71,6	-66,63	252,1	486,6	93,04
• Asia Barat	0,0	0,1	-	245,9	444,4	80,75
• Afrika	0,0	0,0	-	151,5	242,1	59,82
• Australia & Oseania	138,9	106,2	-23,55	212,7	175,9	-17,32
• Amerika Utara	25,0	0,0	-100,00	910,6	1 068,4	17,32
- Amerika Serikat	25,0	0,0	-100,00	869,2	1 017,2	17,02
• Amerika Tengah & Selatan	0,0	0,0	-	125,7	155,1	23,38
• Eropa Barat	0,0	0,0	-	1151,9	1 188,5	3,17
• Eropa Timur	0,1	0,0	-100,00	88,7	136,3	53,64
Total Ekspor	1 521,1	2 243,9	47,51	6 801,3	8 947,7	31,56

Pada kelompok non migas nilai ekspor mengalami peningkatan hingga mencapai US\$ 8 947,7 juta, kecuali Negara Philipina yang mengalami penurunan nilai ekspor sebesar 20,80 persen.

Pada tabel 1 disajikan ekspor menurut sektor. Disini terlihat bahwa perolehan devisa terbesar pada periode Januari - Januari 2008 berasal dari sektor industri dengan nilai US\$ 7 609,5 juta atau sekitar 67,99 persen dari total ekspor, sedangkan pada periode Januari - Januari 2007 juga berasal dari sektor industri dengan nilai US\$ 5 370,6 juta atau sekitar 64,53 persen dari total ekspor. Dibandingkan periode yang sama tahun sebelumnya, sektor industri mengalami peningkatan 41,69 persen.

Pada tabel 2 disajikan perkembangan ekspor komoditi hasil pertanian, selama periode Januari - Januari 2008, komoditi andalan sektor pertanian antara lain udang segar/beku dengan nilai US\$ 72,1 juta (22,61 persen); kopi dengan nilai US\$ 60,2 juta (18,87 persen); ikan dan lain-lain dengan nilai US\$ 52,2 juta (16,36 persen); biji coklat dengan nilai US\$ 46,5 juta (14,58 persen); rempah-rempah dengan nilai US\$ 33,4 juta (10,48 persen); buah-buahan dengan nilai US\$ 11,0 juta (3,46 persen); hasil pertanian lainnya dengan nilai US\$ 10,4 juta (3,26 persen); teh dengan nilai US\$

9,7 juta (3,05 persen); bahan nabati lainnya dengan nilai US\$ 5,2 juta (1,64 persen); tembakau dengan nilai US\$ 5,0 juta (1,56 persen).

Pada tabel 3 disajikan perkembangan ekspor komoditi hasil industri, selama periode Januari - Januari 2008, komoditi andalan sektor industri antara lain minyak nabati dengan nilai US\$ 1 497,5 juta (19,68 persen); barang dari logam tidak mulia dengan nilai US\$ 1 149,2 juta (15,10 persen); tekstil dengan nilai US\$ 866,0 juta (11,38 persen); alat listrik, ukur, fotografi, dll dengan nilai US\$ 637,7 juta (8,38 persen); karet alam olahan dengan nilai US\$ 532,2 juta (6,99 persen); kertas dan barang dari kertas dengan nilai US\$ 306,7 juta (4,03 persen); kayu olahan dengan nilai US\$ 223,7 juta (2,94 persen); makanan olahan dengan nilai US\$ 215,3 juta (2,83 persen); meubel dan bagian-bagiannya dengan nilai US\$ 182,2 juta (2,39 persen); bahan kimia dengan nilai US\$ 178,7 juta (2,35 persen).

Pada tabel 4 disajikan perkembangan ekspor komoditi hasil pertambangan, selama periode Januari - Januari 2008, komoditi andalan sektor pertambangan antara lain batu bara dengan nilai US\$ 583,4 juta (57,27 persen) dan biji tembaga dengan nilai US\$ 343,1 juta (33,68 persen). Ekspor batu bara

mengalami peningkatan 56,23 persen dibanding periode yang sama tahun sebelumnya, dan biji tembaga mengalami peningkatan 3,76 persen dibanding periode yang sama tahun sebelumnya.

Perkembangan ekspor Indonesia menurut komoditi dan negara tujuan yang disajikan pada Tabel 5, memperlihatkan bahwa ekspor selama ini lebih banyak bertumpu pada 15 komoditi utama, (ringkasan disajikan pada Tabel C yang diurut menurut nilai ekspor). Lima belas komoditi tersebut pada periode Januari - Januari 2008 menyumbang sekitar 63,93 persen dari ekspor non migas.

Minyak kelapa sawit mempunyai nilai US\$ 6 520,8 juta, naik US\$ 2 270,1 juta dari tahun lalu, komoditi ini menyumbang sekitar 7,80 persen ekspor non migas nasional pada periode Januari - Januari 2008.

Nilai ekspor batu bara selama periode Januari - Januari 2008 naik US\$ 559,8 juta menjadi US\$ 6 029,9 juta.

Pada periode Januari - Januari 2008 nilai ekspor pakaian jadi US\$ 5 219,9 juta, yang naik dibanding tahun lalu sebesar US\$ 122,4 juta atau naik sekitar 2,40 persen.

Komoditi alat listrik diekspor dengan nilai US\$ 4 468,4 juta atau 5,35 persen, industri lainnya diekspor dengan nilai US\$

4 291,7 juta atau sekitar 5,13 persen dari perolehan devisa non migas.

Selama periode Januari - Januari 2008, biji tembaga nilai ekspornya mencapai US\$ 4 105,1 juta, sedangkan tahun sebelumnya senilai US\$ 3 956,3 juta, atau terjadi peningkatan sekitar US\$ 148,8 juta (3,76 persen). Crumb rubber nilai ekspornya naik US\$ 316,1 juta (4,55 persen) menjadi US\$ 3 799,5 juta.

Perolehan devisa dari kertas dan barang dari kertas pada periode Januari - Januari 2008 diekspor dengan nilai US\$ 3 070,0 juta atau sekitar 3,67 persen dari kelompok non migas. Tembaga pada periode Januari - Januari 2008 diekspor dengan nilai US\$ 2 542,6 juta, sedangkan tahun sebelumnya US\$ 1 830,9 juta.

Textil lainnya nilai ekspornya naik US\$ 196,6 juta menjadi US\$ 2 534,8 juta. Sedangkan nilai ekspor bahan kimia organik dalam periode Januari - Januari 2008 naik 46,50 persen menjadi US\$ 2 447,3 juta. Audio visual nilai ekspornya naik US\$ 2 419,7 juta menjadi US\$ 2 422,8 juta, nikel nilai ekspornya naik US\$ 1 227,1 juta menjadi US\$ 2 233,6 juta. Besi/baja nilai ekspornya naik US\$ 96,3 juta menjadi US\$ 2 012,1 juta. Damar tiruan, bahan plastik nilai ekspornya naik US\$ 151,4 juta menjadi US\$ 1 739,5 juta.

Tabel C : Ekspor Utama Barang Bukan Migas
Periode Januari - Januari, 2007 dan 2008

HS	Nilai FOB (Juta US\$)		Perubahan		% Peran 2008 (Terhadap Non Migas)
	2007	2008	Absolut	Persen	
Minyak kelapa sawit	352,8	1 227,9	875,2	248,08	10,97
Batu bara	526,7	583,4	56,7	10,77	5,21
Pakaian jadi	490,7	519,8	29,1	5,94	4,64
Industri lainnya	324,7	471,5	146,8	45,21	4,21
Timah	34,3	445,4	411,1	1 197,81	3,98
Alat listrik	389,0	415,9	26,9	6,91	3,72
Crumb rubber	274,3	369,1	94,9	34,59	3,30
Biji tembaga	602,9	343,1	-259,9	-43,10	3,07
Kertas dan barang dari kertas	233,3	306,7	73,4	31,45	2,74
Besi/baja	190,8	235,4	44,6	23,38	2,10
Textil lainnya	216,2	226,7	10,5	4,87	2,03
Tembaga	110,5	204,0	93,5	84,61	1,82
Audio visual	211,8	181,3	-30,4	-14,37	1,62
Nikel	0,7	178,6	177,9	24 272,03	1,60
Damar tiruan, bahan plastik	142,1	170,9	28,9□2	20,33□1,5	1,53□□ Total
Total Komoditi Utama	4 100,8	5 879,9	1 779,1	43,39	52,54

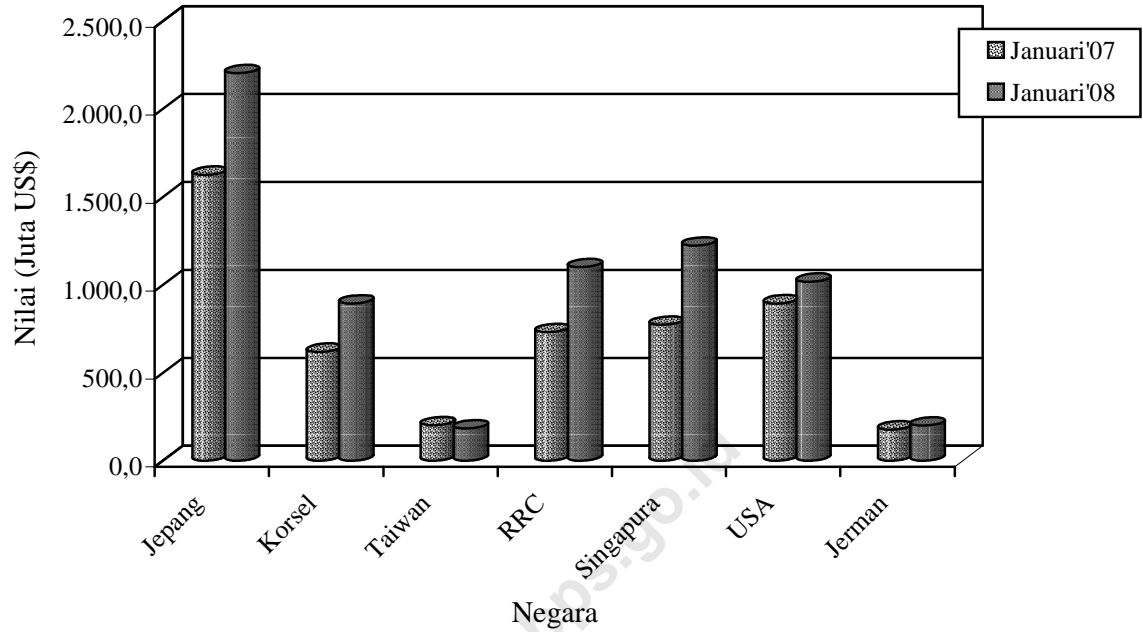
<https://www.bps.go.id>

Nilai ekspor periode Januari - Januari 2008, menurut negara kelompok ekonomi, ke kelompok negara APEC adalah yang terbesar yaitu mencapai 73,74 persen dari total ekspor yaitu US\$ 8 252,8 juta, diantaranya US\$ 2 331,9 juta ke ASEAN dan US\$ 1 099,7 juta ke NAFTA. Sementara nilai ekspor ke Uni Eropa sebesar 10,90 persen (US\$ 1 220,1 juta) dan ke Timur Tengah sebesar 3,94 persen (US\$ 441,2 juta). Ditinjau dari perkembangannya, nilai ekspor ke negara-negara APEC naik 32,61 persen dibanding keadaan tahun 2007 yang terdiri dari peningkatan ekspor menuju Jepang sebesar 19,68 persen, menuju ASEAN sebesar 20,84 persen, menuju NAFTA sebesar 9,83 persen dan ke Korea Selatan naik sebesar 7,98 persen

Nilai ekspor periode Januari - Januari 2008, menuju tujuh negara tujuan utama yaitu Jepang, Korea Selatan, Taiwan, RR China, Singapura, Amerika dan Jerman mencapai sebesar US\$ 6 818,7 juta atau sekitar 60,93 persen dari total ekspor. Dibandingkan periode tahun sebelumnya nilai ini naik US\$ 1 799,4 juta atau sekitar 35,85 persen.

Selain tujuh negara tujuan utama di atas, negara tujuan yang membeli produk nasional di atas US\$ 100 juta pada bulan Januari 2008 antara lain Hongkong, Malaysia dan Australia masing-masing dengan nilai US\$ 154,6 juta, US\$ 497,4 juta dan US\$ 253,9 juta. Sedangkan dari kawasan Eropa antara lain ke Belanda dan Inggris masing-masing dengan nilai US\$ 283,0 juta dan US\$ 118,8 juta.

Grafik 5: EKSPOR INDONESIA MENURUT NEGARA TUJUAN UTAMA BULAN JANUARI 2007 & 2008



Perbandingan nilai ekspor bulan Januari 2007 dan 2008 ke beberapa negara tertentu disajikan pada Grafik 5.

TABEL 1. RINGKASAN PERKEMBANGAN EKSPOR INDONESIA

JENIS BARANG	BERAT BERSIH (RIBU TON)		PERUB	NILAI FOB (JUTA US \$)		PERUB
	JAN-JAN 2007	JAN-JAN 2008	%	JAN-JAN 2007	JAN-JAN 2008	%
(1)	(2)	(3)	(4)	(5)	(6)	(7)
Total Ekspor	27.973,6	28.773,5	2,86	8.322,4	11.191,6	34,48
MIGAS	3.966,7	3.700,5	-6,71	1.521,1	2.243,9	47,51
MINYAK MENTAH	1.640,2	1.307,2	-20,30	608,5	832,3	36,77
HASIL MINYAK	549,1	536,8	-2,23	185,2	287,2	55,06
GAS ALAM	1.777,4	1.856,5	4,45	727,4	1.124,4	54,58
NON MIGAS	24.006,9	25.073,0	4,44	6.801,3	8.947,7	31,56
HASIL PERTANIAN	154,6	179,1	15,83	235,8	318,8	35,19
HASIL INDUSTRI	4.839,9	5.496,4	13,57	5.370,6	7.609,5	41,69
HASIL TAMBANG	19.012,1	19.397,3	2,03	1.194,3	1.018,7	-14,71
LAINNYA	0,3	0,2	-20,77	0,6	0,8	37,18

TABEL 2. PERKEMBANGAN EKSPOR KOMODITI HASIL PERTANIAN

JENIS BARANG	BERAT BERSIH (TON)		PERUB	NILAI FOB (RIBU US \$)		PERUB
	JAN-JAN 2007	JAN-JAN 2008	%	JAN-JAN 2007	JAN-JAN 2008	%
(1)	(2)	(3)	(4)	(5)	(6)	(7)
TOTAL PERTANIAN	154.593	179.057	15,83	235.841	318.828	35,19
KARET ALAM	779	1.266	62,58	864	2.124	145,94
KOPI	18.008	29.053	61,33	34.519	60.168	74,30
KAYU BULAT	0	0	-100,00	0	0	-100,00
UDANG SEGAR/BEKU	9.969	11.804	18,40	67.307	72.082	7,09
TEH	2.777	7.147	157,35	3.960	9.724	145,59
REMPAH-REMPAH	6.242	11.704	874,66	12.014	33.400	178,01
-LADA HITAM	330	3.218	874,66	778	9.833	1.163,65
-LADA PUTIH	1.015	3.259	221,10	3.754	15.252	306,33
-KAYU MANIS DAN BUNGANYA	2.224	2.624	18,03	1.588	1.949	22,70
-BIJI PALA & BUNGANYA DAN KAPULAGA	1.687	1.225	-27,35	4.112	4.432	7,77
-PANILI	2	14	515,31	38	117	207,61
-LAINNYA	984	1.363	38,48	1.743	1.818	4,26
TEMPAKAU	919	1.978	115,30	2.640	4.988	88,95
BIJI COKLAT	23.897	25.303	5,89	30.947	46.476	50,18
IKAN DAN LAIN-LAIN	31.409	27.579	37,49	46.007	52.160	13,37
-IKAN TONGKOL/TUNA	4.161	5.721	37,49	10.145	13.050	28,63
-UBUR-UBUR	438	1.461	233,78	788	2.117	168,43
-KEPITING KERANG-KERANGAN	5.186	4.245	-18,14	12.587	11.511	-8,54
-BEKICOT	153	243	58,61	289	668	131,05
-IKAN LAINNYA	21.471	15.910	-25,90	22.198	24.815	11,79
BIJI-BIJIAN	4.239	9.257	11.360,87	2.414	2.656	10,03
-BIJI BUNGA	0	13	11.360,87	279	380	36,02
-BIJI KAPAS	1.675	135	-91,94	420	31	-92,69
-BIJI LAINNYA	2.564	9.109	255,26	1.715	2.246	30,96
BULU BEBEK	22	0	-100,00	13	0	-100,00
DAMAR DAN GETAH DAMAR	2.185	3.110	42,36	1.716	2.217	29,22
KOPAL DAN LAIN-LAIN	2.334	2.231	-4,40	1.726	1.817	5,32
SAYUR-SAYURAN	5.796	7.943	37,04	2.397	3.136	30,81
BUAH-BUAHAN	18.400	18.946	2,97	10.740	11.036	2,75
KULIT KERANG DAN LAIN-LAIN	742	552	-25,54	339	209	-38,32
TANAMAN OBAT	788	502	-36,25	696	996	43,18

TABEL 2. PERKEMBANGAN EKSOR KOMODITI HASIL PERTANIAN

JENIS BARANG	BERAT BERSIH (TON)		PERUB	NILAI FOB (RIBU US \$)		PERUB
	JAN-JAN 2007	JAN-JAN 2008	%	JAN-JAN 2007	JAN-JAN 2008	%
	(1)	(2)	(3)	(4)	(5)	(6)
BAHAN NABATI LAINNYA	8.072	8.481	-15,29	4.651	5.242	12,71
-GANGGANG LAUT	7.803	6.610	-15,29	4.303	5.020	16,66
-LAINNYA	269	1.872	596,41	348	223	-36
HASIL PERTANIAN LAINNYA	18.016	12.200	-64	12.892	10.396	-19,36
-MUTIARA	0	0	-64	636	135	-78,8
-LAINNYA	18.016	12.200	-32,28	12.255	10.261	-16,27

TABEL 3. PERKEMBANGAN EKSPOR KOMODITI HASIL INDUSTRI

JENIS BARANG	BERAT BERSIH (TON)		PERUB	NILAI FOB (RIBU US \$)		PERUB
	JAN-JAN 2007	JAN-JAN 2008	%	JAN-JAN 2007	JAN-JAN 2008	%
	(1)	(2)	(3)	(4)	(5)	(6)
TOTAL INDUSTRI	4.839.879	5.496.436	13,57	5.370.589	7.609.476	41,69
KAYU OLAHAN	300.325	232.214	-22,68	259.814	223.667	-13,91
-KAYU LAPIS	112.385	143.830	27,98	107.558	121.033	12,53
-KAYU GERGAJIAN	35.525	4.243	-88,06	35.175	4.014	-88,59
-KAYU OLAHAN LAIN	152.414	84.141	-44,79	117.081	98.620	-15,77
BARANG DARI LOGAM TIDAK MULIA	209.777	322.576	53,77	438.287	1.149.199	162,20
-TIMAH	3.191	29.344	819,57	34.323	445.449	1.197,83
-ALUMINIUM	29.056	21.846	-24,81	87.366	66.706	-23,65
-NIKEL	80	10.241	12.770,70	733	178.647	24.267,52
-BESI/BAJA	153.594	162.001	5,47	190.775	235.371	23,38
-TEMBAGA	18.273	24.084	31,80	110.487	203.970	84,61
-SENG	335	403	20,53	853	545	-36,11
-LOGAM TIDAK MULIA LAIN	5.248	74.656	1.322,49	13.750	18.511	34,63
TEKSTIL	152.675	149.488	-2,09	820.960	866.006	5,49
-PAKAIAN JADI	32.602	36.053	10,58	490.666	519.790	5,94
-KAIN TENUN	22.408	22.854	1,99	114.077	119.471	4,73
-TEKSTIL LAINNYA	97.665	90.581	-7,25	216.218	226.744	4,87
KARET ALAM OLAHAN	230.450	217.680	-5,54	421.387	532.186	26,29
-BARANG DARI KARET	37.159	37.192	0,09	102.840	112.026	8,93
-SHEET	25.160	19.265	-23,43	42.136	45.338	7,60
-CRUMB RUBBER	166.886	158.729	-4,89	274.262	369.120	34,59
-CREPE	1.245	2.494	100,32	2.149	5.701	165,25
MAKANAN TERNAK	196.712	225.254	14,51	14.948	29.898	100,01
-BUNGKIL KELAPA	3.913	30.407	677,10	421	3.645	765,23
-DEDAK/BEKATUL	20.700	26.874	29,82	2.127	3.873	82,07
-LAINNYA	172.099	167.974	-2,40	12.400	22.380	80,49
MINYAK ATSIRI DAN LAINNYA	4.927	5.974	21,25	19.458	30.790	58,24
-MINYAK ATSIRI LAINNYA	376	374	-0,46	6.280	12.445	98,16
-WANGI-WANGIAN DARI MINYAK ATSIRI	4551	5600	23,04	13.178	18.345	39,21
ROTAN OLAHAN	842	952	13,05	908	902	-0,65
MINYAK NABATI	870.460	1.681.985	93,23	433.524	1.497.461	245,42
-MINYAK KELAPA SAWIT	724.539	1.415.944	95,43	352.776	1.227.938	248,08
-MINYAK BIJI KELAPA SAWIT	87.597	154.400	76,26	44.660	159.084	256,21
-MINYAK NABATI LAIN	58.323	111.641	91,42	36.088	110.439	206,03
ASAM BERLEMAK	55.111	66.769	21,15	29.216	58.421	99,96
-STEARIN	12.143	9.429	-22,35	7.605	9.416	23,82
-ASAM BERLEMAK LAIN	42.969	57.340	33,45	21.611	49.005	126,76

TABEL 3. PERKEMBANGAN EKSPOR KOMODITI HASIL INDUSTRI

JENIS BARANG	BERAT BERSIH (TON)		PERUB	NILAI FOB (RIBU US \$)		PERUB
	JAN-JAN 2007	JAN-JAN 2008	%	JAN-JAN 2007	JAN-JAN 2008	%
	(1)	(2)	(3)	(4)	(5)	(6)
ALAT LISTRIK UKUR FOGRAFI DLL	50.455	55.994	10,98	632.242	637.668	0,86
-ALAT LISTRIK	40.281	46.717	15,98	389.012	415.907	6,91
-DIODE TRANSISTOR	82	56	-31,38	9.899	11.796	19,16
-AUDIO VISUAL	9.389	8.317	-11,42	211.765	181.326	-14,37
-FOTOGRAFI DAN OPTIK	238	295	23,74	13.481	18.207	35,06
-ALAT UKUR	93	77	-17,08	750	1.303	73,70
-LONCENG ARLOJI DAN BAGIANNYA	372	532	42,98	7.335	9.129	24,47
MAKANAN OLAHAN	121.174	157.269	29,79	167.556	215.253	28,47
-COKLAT OLAHAN	10.974	12.175	10,94	25.429	31.177	22,60
-GULA TETES	7.808	44.605	471,29	541	2.451	352,58
-KERUPUK UDANG	593	749	26,22	1.101	1.147	4,22
-BUAH/SAYURAN OLAHAN	47.885	42.592	-11,05	27.181	32.872	20,94
-MINUMAN OLAHAN	8.901	8.975	0,83	4.867	5.618	15,43
-ROKOK DAN TEMBAKAU OLAHAN	5.206	5.489	5,45	27.051	30.735	13,62
-DAGING TERNAK	268	254	-5,14	889	1.059	19,05
-DAGING UNGGAS	0	26	92.757,14	16	30	82,32
-IKAN OLAHAN	12.259	14.459	17,95	38.827	54.572	40,55
-BERAS GILING	56	51	-9,06	29	42	44,47
-KOPI OLAHAN	16	40	156,85	23	123	432,75
-TEH OLAHAN	3.077	958	-68,86	5.404	2.244	-58,49
-GULA PASIR	9	69	662,99	13	124	870,89
-GULA LAINNYA	607	703	15,89	303	468	54,32
-MAKANAN OLAHAN LAINNYA	23.515	26.124	11,09	35.881	52.593	46,58
SEMEN	584.031	398.851	-31,71	17.418	13.004	-25,34
BARANG ANYAMAN	6.026	1.894	-68,58	12.392	5.191	-58,11
-DARI ROTAN	4.189	595	-85,80	8.503	1.746	-79,47
-DARI BAHAN LAINNYA	1.837	1.299	-29,30	3.889	3.445	-11,41
MEUBEL DAN BAGIAN-BAGIANNYA	77.756	75.728	-2,61	174.436	182.177	4,44
-DARI ROTAN	9.456	12.853	35,92	27.138	28.485	4,96
-DARI BAHAN LAINNYA	68.300	62.874	-7,94	147.297	153.692	4,34
BAHAN KIMIA	517.524	647.941	25,20	302.967	178.679	-41,02
-AN ORGANIK	139.012	498.433	258,56	38.555	36.566	-5,16
-ORGANIK	235.390	126.560	-46,23	203.236	124.460	-38,76
-LAINNYA	143.122	22.948	-83,97	61.175	17.652	-71,14
PUPUK	3.089	31.812	929,91	452	9.220	1.941,65
PRODUK PHARMASI	892	754	-15,46	14.679	13.394	-8,75
KULIT DAN BARANG DARI KULIT	837	1.062	26,91	15.805	20.927	32,41
KACA DAN BARANG DARI KACA	66.096	75.700	14,53	45.146	37.627	-16,65
KERTAS DAN BARANG DARI KERTAS	302.265	348.272	15,22	233.311	306.693	31,45
INDUSTRI LAINNYA	1.088.454	798.269	-26,66	1.315.685	1.601.112	21,69
-GLISEROL DAN LARUTAN ALKALI	3.012	3.714	23,33	523	1.188	127,04
-MARGARIN DAN LEMAK LAINNYA	25.262	41.899	65,86	13.823	38.569	179,02
-SABUN MANDI DAN CUCI	42.592	42.307	-0,67	31.805	40.655	27,83
-BAHAN CELUP ORGANIK SINTETIK	2.829	2.890	2,16	10.359	12.586	21,50
-PREPARAT PEMBASMI KUMAN DLL	3.013	4.039	34,02	11.816	11.203	-5,19
-DAMAR TIRUAN BAHAN PLASTIK	92.775	104.659	12,81	142.069	170.946	20,33
-BAHAN KERTAS	211.994	220.198	3,87	84.702	99.801	17,83
-ALAS KAKI (KULIT KARET DAN KANVAS)	10.517	11.666	10,92	147.802	163.080	10,34
-PRODUK KERAMIK	42.541	34.556	-18,77	21.857	24.888	13,87
-EMAS BATANGAN	3	4	49,62	53.778	111.080	106,55
-PESAWAT UDARA DAN BAGIANNYA	266	141	-47,07	12.369	6.524	-47,26
-KAPAL LAUT DAN SEJENISNYA	21.163	32.319	52,71	90.889	40.706	-55,21
-PERLENGKAPAN OLAHRAGA DAN MAINAN	2.007	2.282	13,73	14.560	23.257	59,73

TABEL 3. PERKEMBANGAN EKSPOR KOMODITI HASIL INDUSTRI

JENIS BARANG	BERAT BERSIH (TON)		PERUB	NILAI FOB (RIBU US \$)		PERUB
	JAN-JAN 2007	JAN-JAN 2008	%	JAN-JAN 2007	JAN-JAN 2008	%
(1)	(2)	(3)	(4)	(5)	(6)	(7)
-PENA DAN PENSIL	715	595	-16,75	4.587	4.088	-10,89
-BATU SEMI PERMATA	12	0	-100,00	213	0	-100,00
-KOPER TAS DOMPET PLASTIK/TEKSTIL	559	620	10,79	4.195	5.268	25,59
-BARANG DARI LOGAM MULIA	29	26	-9,91	8.776	13.713	56,26
-PETI KEMAS	3.881	1.826	-52,96	4.011	2.398	-40,22
-KOMPUTER DAN BAGIANNYA	4.384	2.833	-35,37	110.835	66.947	-39,60
-KENDARAAN BERMOTOR RODA 2 DAN 3	439	577	31,32	3.295	4.361	32,35
-KENDARAAN BERMOTOR RODA 4 DAN LEE	7.362	15.695	113,19	43.225	101.025	133,72
-SUKU CADANG MESIN	8.960	11.230	25,34	80.878	78.922	-2,42
-SUKU CADANG KENDARAAN	12.961	15.170	17,05	90.612	105.433	16,36
-UBI KAYU OLAHAN	35.222	17.564	-50,13	3.990	2.959	-25,85
-INDUSTRI LAINNYA	555.958	231.460	-58,37	324.715	471.516	45,21

TABEL 4. PERKEMBANGAN EKSPOR KOMODITI HASIL PERTAMBANGAN

JENIS BARANG	BERAT BERSIH (TON)		PERUB	NILAI FOB (RIBU US \$)		PERUB
	JAN-JAN 2007	JAN-JAN 2008	%	JAN-JAN 2007	JAN-JAN 2008	%
(1)	(2)	(3)	(4)	(5)	(6)	(7)
TOTAL PERTAMBANGAN	19.012.127	19.397.285	2,03	1.194.318	1.018.664	-14,71
BIJI TEMBAGA	263.343	171.348	-34,93	602.931	343.072	-43,10
BIJI NIKEL	645.506	1.061.828	64,50	38.018	50.846	33,74
BAUKSIT	563.917	1.073.199	90,31	4.512	9.173	103,31
BIJI TIMAH/TIN	138	0	-100,00	27	0	-100,00
BATU BARA	16.000.982	15.630.050	-2,32	526.714	583.415	10,77
GRANIT	675.477	406.968	-39,75	2.776	3.936	41,77
PASIR ALAM	271.236	8	-100,00	3.623	3	-99,91
HASIL TAMBANG LAIN	591.528	1.053.884	78,16	15.717	28.218	79,54

TABEL 5. PERKEMBANGAN EKSPOR INDONESIA MENURUT KOMODITI DAN NEGARA TUJUAN

JENIS BARANG	BERAT BERSIH (KG)		PERUB	NILAI FOB (US \$)		PERUB
	JAN-JAN 2007	JAN-JAN 2008	%	JAN-JAN 2007	JAN-JAN 2008	%
(1)	(2)	(3)	(4)	(5)	(6)	(7)
MINYAK MENTAH	1.640.207.008	1.307.165.000	-20,30	608.499.923	832.269.863	36,77
JAPAN	530.189.005	498.393.000	-6,00	192.946.713	324.618.342	68,24
KOREA, REPUBLIC OF	225.252.000	369.781.000	64,16	70.907.818	217.546.620	206,80
TAIWAN	2	0	-100,00	20	0	-100,00
CHINA	281.831.000	224.897.000	-20,20	109.823.930	145.354.965	32,35
THAILAND	66.556.000	0	-100,00	26.088.310	0	-100,00
SINGAPORE	37.757.001	54.044.000	43,14	15.733.149	32.684.103	107,74
MALAYSIA	80.848.000	8.987.000	-88,88	29.175.775	6.166.717	-78,86
AUSTRALIA	343.841.000	151.063.000	-56,07	138.838.009	105.899.116	-23,72
UNITED STATES	73.923.000	0	-100,00	24.986.179	0	-100,00
CANADA	10.000	0	-100,00	20	0	-100,00
HASIL MINYAK	549.072.252	536.828.728	-2,23	185.229.724	287.215.814	55,06
JAPAN	200.002.905	243.955.008	21,98	68.602.143	108.112.305	57,59
HONG KONG	1	0	-100,00	1	0	-100,00
KOREA, REPUBLIC OF	62.674.000	0	-100,00	17.212.455	0	-100,00
TAIWAN	58.159.195	0	-100,00	22.567.252	0	-100,00
CHINA	94.659.280	79.562.993	-15,95	31.538.584	35.335.380	12,04
PAPUA NEW GUINEA	1.736	0	-100,00	3.530	0	-100,00
THAILAND	38.293	19.161.560	49.939,33	25.979	16.045.411	61.663,00
SINGAPORE	102.650.644	184.093.564	79,34	39.883.759	122.265.948	206,56
PHILIPPINES	1.750	66.642	3.708,11	3.375	73.629	2.081,60
MALAYSIA	6.653.221	8.985.136	35,05	3.069.409	4.593.794	49,66
VIET NAM	13.260	26.521	100,01	17.503	35.759	104,30
INDIA	24.086.990	300.254	-98,75	2.184.442	190.891	-91,26
PAKISTAN	4.080	135.320	3.216,67	5.508	211.837	3.745,99
IRAN (ISLAMIC REPUBLIC OF)	0	179.950	--	0	63.000	--
SOUTH AFRICA	3	0	-100,00	10	0	-100,00
AUSTRALIA	6	42.000	699.900,00	6	45.725	761.983,33
NEW ZEALAND	20.060	19.900	-0,80	25.877	24.875	-3,87
EAST TIMOR	56.840	299.880	427,59	29.660	217.260	632,50
GERMANY, FED. REP. OF	8	0	-100,00	5	0	-100,00
UKRAINE	16.660	0	-100,00	20.575	0	-100,00
RUSSIA FEDERATION	33.320	0	-100,00	39.651	0	-100,00
GAS ALAM	1.777.402.464	1.856.496.142	4,45	727.390.614	1.124.369.233	54,58
JAPAN	1.112.815.334	1.127.558.575	1,32	407.967.664	583.069.105	42,92
KOREA, REPUBLIC OF	408.996.455	408.249.389	-0,18	198.194.812	301.499.976	52,12
CHINA	250.267.020	313.588.178	25,30	117.908.256	231.850.652	96,64
THAILAND	5.323.655	7.100.000	33,37	3.319.882	7.949.500	139,45
KARET ALAM	778.517	1.265.726	62,58	863.575	2.123.881	145,94
JAPAN	16.000	13.721	-14,24	75.200	21.954	-70,81
HONG KONG	0	127.180	--	0	198.401	--
KOREA, REPUBLIC OF	47.980	360.360	651,06	26.097	857.011	3.183,94
CHINA	210.000	528.730	151,78	235.200	812.219	245,33
SINGAPORE	59.036	132.855	125,04	27.796	64.030	130,36
TURKEY	126.000	102.880	-18,35	127.260	170.266	33,79
UNITED STATES	200.000	0	-100,00	210.000	0	-100,00
BRAZIL	100.108	0	-100,00	114.520	0	-100,00
NETHERLANDS	19.393	0	-100,00	47.502	0	-100,00
KOPI	18.007.776	29.052.531	61,33	34.519.368	60.168.475	74,30
JAPAN	3.207.616	5.307.305	65,46	5.861.878	11.259.148	92,07
HONG KONG	104.998	36.598	-65,14	216.610	72.103	-66,71
KOREA, REPUBLIC OF	4	19.322	482.950,00	10	40.565	405.550,00
TAIWAN	303.090	343.198	13,23	780.839	894.459	14,55
CHINA	51.600	0	-100,00	82.447	0	-100,00
SINGAPORE	1.490.599	406.521	-72,73	3.287.080	607.102	-81,53
PHILIPPINES	18.000	0	-100,00	42.275	0	-100,00
MALAYSIA	1.084.748	988.375	-8,88	1.385.945	1.713.145	23,61
INDIA	276.000	447.600	62,17	351.000	717.065	104,29
SAUDI ARABIA	0	21.000	--	0	56.700	--
UNITED ARAB EMIRATES	72.000	53.100	-26,25	103.320	116.673	12,92
EGYPT	562.080	1.006.800	79,12	950.784	1.724.237	81,35
MOROCCO	162.000	741.600	357,78	219.697	1.250.461	469,18
ALGERIA	172.800	559.800	223,96	249.249	973.388	290,53
BURKINA FASO	0	17.999	--	0	54.600	--
SOUTH AFRICA	108.000	670.696	521,01	142.787	1.268.445	788,35
AUSTRALIA	55.200	873.900	1.483,15	115.080	1.572.643	1.266,56
NEW ZEALAND	18.000	36.000	100,00	53.550	124.152	131,84
AMERICAN SAMOA	13.451	0	-100,00	4.917	0	-100,00
UNITED STATES	2.498.696	6.758.698	170,49	7.900.492	17.245.905	118,29
CANADA	159.600	254.400	59,40	379.866	881.611	132,08
MEXICO	16.500	576.000	3.390,91	38.450	1.112.564	2.793,53
ECUADOR	307.200	328.800	7,03	476.160	516.757	8,53
UNITED KINGDOM	327.000	1.029.000	214,68	509.196	1.720.175	237,82
NETHERLANDS	42.000	10.000	-76,19	123.597	25.650	-79,25

TABEL 5. PERKEMBANGAN EKSPOR INDONESIA MENURUT KOMODITI DAN NEGARA TUJUAN

JENIS BARANG	BERAT BERSIH (KG)		PERUB	NILAI FOB (US \$)		PERUB
	JAN-JAN 2007	JAN-JAN 2008	%	JAN-JAN 2007	JAN-JAN 2008	%
(1)	(2)	(3)	(4)	(5)	(6)	(7)
FRANCE	126.000	56.400	-55,24	131.040	104.820	-20,01
GERMANY, FED. REP. OF	2.465.774	4.369.920	77,22	4.285.858	8.484.789	97,97
BELGIUM	389.100	666.999	71,42	563.406	1.331.528	136,34
SWITZERLAND	89.100	0	-100,00	150.818	0	-100,00
DENMARK	96.600	55.500	-42,55	187.121	116.753	-37,61
NORWAY	36.000	0	-100,00	102.208	0	-100,00
SWEDEN	35.100	114.000	224,79	82.965	290.147	249,72
IRELAND	54.000	18.000	-66,67	145.980	60.750	-58,38
ITALY	892.200	1.569.000	75,86	1.516.367	2.809.618	85,29
SPAIN	18.000	19.200	6,67	30.294	40.032	32,14
PORTUGAL	128.400	38.400	-70,09	213.552	71.348	-66,59
GREECE	108.000	55.800	-48,33	261.157	97.092	-62,82
POLAND	492.120	202.800	-58,79	632.314	339.312	-46,34
ROMANIA	656.400	126.000	-80,80	863.695	206.399	-76,10
BULGARIA	490.800	273.000	-44,38	664.137	474.049	-28,62
ARMENIA	285.000	0	-100,00	496.575	0	-100,00
LATVIA	0	90.000	--	0	162.691	--
ESTONIA	0	216.000	--	0	323.100	--
GEORGIA	576.000	433.800	-24,69	880.562	714.049	-18,91
CZECH REPUBLIC	0	63.000	--	0	110.250	--
RUSSIA FEDERATION	18.000	198.000	1.000,00	36.090	484.200	1.241,65
KAYU BULAT	24	0	-100,00	157	0	-100,00
JAPAN	13	0	-100,00	84	0	-100,00
SINGAPORE	3	0	-100,00	17	0	-100,00
VIET NAM	8	0	-100,00	56	0	-100,00
UDANG SEGAR/BEKU	9.968.927	11.803.560	18,40	67.307.335	72.081.968	7,09
JAPAN	2.886.660	2.719.280	-5,80	25.168.560	21.865.207	-13,12
HONG KONG	624.027	422.279	-32,33	3.065.311	2.036.034	-33,58
KOREA, REPUBLIC OF	25.487	30.719	20,53	137.757	262.061	90,23
TAIWAN	127.003	174.329	37,26	353.016	543.877	54,07
CHINA	286.360	1.355.482	373,35	1.146.255	2.211.058	92,89
THAILAND	15	9.101	60.573,33	25	34.251	136.904,00
SINGAPORE	435.903	144.301	-66,90	588.210	559.698	-4,85
PHILIPPINES	2.376	0	-100,00	8.884	0	-100,00
MALAYSIA	415.451	415.278	-0,04	566.965	579.584	2,23
VIET NAM	87.647	22.945	-73,82	703.936	154.073	-78,11
EGYPT	20.659	71.463	245,92	108.231	420.752	288,75
REUNION	9.280	9.420	1,51	62.153	101.736	63,69
MAURITIUS	16.796	0	-100,00	107.493	0	-100,00
AUSTRALIA	36.365	17.161	-52,81	277.630	162.621	-41,43
NEW ZEALAND	19.042	17.078	-10,31	91.137	95.930	5,26
GUAM	0	660	--	0	21.545	--
UNITED STATES	3.105.436	4.780.353	53,94	23.525.625	32.829.848	39,55
CANADA	61.239	89.476	46,11	346.611	476.094	37,36
PUERTO RICO	50.074	83.847	67,45	312.036	508.731	63,04
UNITED KINGDOM	499.793	504.026	0,85	3.142.004	3.493.685	11,19
NETHERLANDS	39.946	70.520	76,54	265.695	435.913	64,07
FRANCE	11	20.000	181.718,18	15	150.575	1.003.733,33
GERMANY, FED. REP. OF	130.052	59.919	-53,93	795.090	460.177	-42,12
BELGIUM	924.863	588.720	-36,35	5.503.007	3.814.215	-30,69
SWITZERLAND	0	20.602	--	0	137.292	--
DENMARK	13.450	17.700	31,60	167.466	146.195	-12,70
SWEDEN	17.712	0	-100,00	136.128	0	-100,00
ITALY	63.791	106.265	66,58	255.177	223.365	-12,47
SPAIN	21.999	18.162	-17,44	167.798	99.584	-40,65
GREECE	0	3.332	--	0	9.332	--
UKRAINE	0	14.710	--	0	92.172	--
LATVIA	15.090	0	-100,00	107.998	0	-100,00
GEORGIA	32.400	0	-100,00	197.122	0	-100,00
RUSSIA FEDERATION	0	16.432	--	0	156.363	--
TEH	2.777.045	7.146.846	157,35	3.959.662	9.724.391	145,59
JAPAN	7.470	105.447	1.311,61	34.579	148.562	329,63
HONG KONG	271	3.768	1.290,41	1.872	2.219	18,54
KOREA, REPUBLIC OF	27	0	-100,00	205	0	-100,00
TAIWAN	32.453	67.073	106,68	33.814	74.247	119,57
CHINA	12.000	0	-100,00	9.789	0	-100,00
THAILAND	47	0	-100,00	315	0	-100,00
SINGAPORE	13.661	84.018	515,02	18.783	96.311	412,76
PHILIPPINES	17	0	-100,00	100	0	-100,00
MALAYSIA	320.543	568.495	77,35	358.986	1.011.795	181,85
INDIA	70.620	262.868	272,23	100.636	317.783	215,77
PAKISTAN	423.832	1.168.044	175,59	777.240	1.946.702	150,46
SRI LANKA	0	10.900	--	0	16.783	--
AFGHANISTAN	47.300	48.510	2,56	52.668	60.304	14,50
IRAN (ISLAMIC REPUBLIC OF)	8.800	0	-100,00	10.553	0	-100,00

TABEL 5. PERKEMBANGAN EKSPOR INDONESIA MENURUT KOMODITI DAN NEGARA TUJUAN

JENIS BARANG	BERAT BERSIH (KG)		PERUB	NILAI FOB (US \$)		PERUB
	JAN-JAN 2007	JAN-JAN 2008	%	JAN-JAN 2007	JAN-JAN 2008	%
(1)	(2)	(3)	(4)	(5)	(6)	(7)
SAUDI ARABIA	10.097	19.259	90,74	57.525	10.521	-81,71
ISRAEL	0	21.800	--	0	26.188	--
TURKEY	0	21.920	--	0	33.773	--
UNITED ARAB EMIRATES	32.337	275.307	751,37	72.038	238.055	230,46
EGYPT	0	128.120	--	0	183.964	--
NIGERIA	24.200	0	-100,00	36.640	0	-100,00
UGANDA	45	0	-100,00	422	0	-100,00
DJIBOUTI	0	41.325	--	0	24.382	--
SOUTH AFRICA	0	48.000	--	0	102.840	--
AUSTRALIA	7.702	48.811	533,74	5.724	56.805	892,40
NEW ZEALAND	0	40.675	--	0	44.410	--
EAST TIMOR	20.400	0	-100,00	22.542	0	-100,00
UNITED STATES	256.328	383.600	49,65	405.587	476.085	17,38
CANADA	36.208	84.400	133,10	30.826	109.108	253,95
CHILE	20.000	21.600	8,00	25.600	31.363	22,51
UNITED KINGDOM	242.883	1.092.794	349,93	328.639	1.457.207	343,41
NETHERLANDS	52.335	441.018	742,68	73.430	589.927	703,39
GERMANY, FED. REP. OF	343.611	558.442	62,52	396.835	635.028	60,02
DENMARK	0	9.400	--	0	16.168	--
SWEDEN	0	10.400	--	0	10.483	--
POLAND	81.000	274.596	239,01	81.910	343.430	319,28
UKRAINE	48.618	77.746	59,91	66.896	95.573	42,87
LATVIA	0	28.047	--	0	46.187	--
CZECH REPUBLIC	0	1.921	--	0	17.981	--
RUSSIA FEDERATION	664.240	1.198.542	80,44	955.508	1.500.207	57,01
-LADA HITAM	330.182	3.218.142	874,66	778.150	9.833.107	1.163,65
JAPAN	0	29.087	--	0	125.534	--
HONG KONG	0	16.000	--	0	55.125	--
KOREA, REPUBLIC OF	15.000	15.000	0,00	42.200	51.900	22,99
TAIWAN	25.850	15.500	-40,04	54.900	15.000	-72,68
SINGAPORE	153.116	341.650	123,13	253.540	893.285	252,33
MALAYSIA	0	15.000	--	0	43.750	--
VIET NAM	2.187	95.000	4.243,85	6.000	310.000	5.066,67
INDIA	0	846.000	--	0	2.768.306	--
PAKISTAN	0	15.000	--	0	47.300	--
SOUTH AFRICA	0	9.440	--	0	3.304	--
AUSTRALIA	0	30.016	--	0	114.790	--
UNITED STATES	100.000	1.498.000	1.398,00	305.245	4.502.519	1.375,05
CANADA	19.029	50.000	162,76	63.750	168.228	163,89
NETHERLANDS	15.000	65.000	333,33	52.515	237.480	352,21
FRANCE	0	13.500	--	0	41.750	--
ITALY	0	46.000	--	0	161.923	--
BULGARIA	0	34.949	--	0	82.163	--
RUSSIA FEDERATION	0	83.000	--	0	210.750	--
-LADA PUTIH	1.014.977	3.259.091	221,10	3.753.536	15.251.700	306,33
JAPAN	45.647	375.000	721,52	191.560	1.825.232	852,83
HONG KONG	16.192	0	-100,00	56.360	0	-100,00
KOREA, REPUBLIC OF	15.530	5.000	-67,80	62.005	21.875	-64,72
TAIWAN	16.000	16.000	0,00	58.064	29.850	-48,59
CHINA	0	17.000	--	0	80.750	--
SINGAPORE	272.000	603.500	121,88	908.279	2.740.140	201,68
PHILIPPINES	620	0	-100,00	1.610	0	-100,00
MALAYSIA	51.326	85.000	65,61	200.912	382.689	90,48
VIET NAM	131.658	231.000	75,45	561.171	1.093.949	94,94
INDIA	15.000	218.000	1.353,33	54.750	1.009.395	1.743,64
PAKISTAN	0	1.591	--	0	7.828	--
AUSTRALIA	0	17.000	--	0	80.100	--
EAST TIMOR	4	0	-100,00	8	0	-100,00
UNITED STATES	275.000	499.000	81,45	1.043.832	2.413.646	131,23
CANADA	0	33.000	--	0	155.605	--
NETHERLANDS	79.000	721.000	812,66	287.995	3.378.331	1.073,05
FRANCE	0	16.000	--	0	68.960	--
GERMANY, FED. REP. OF	97.000	256.000	163,92	326.990	1.179.355	260,67
BELGIUM	0	68.000	--	0	327.540	--
ITALY	0	32.000	--	0	150.037	--
SPAIN	0	34.000	--	0	169.055	--
PORTUGAL	0	16.000	--	0	73.738	--
BULGARIA	0	15.000	--	0	63.625	--
-KAYU MANIS DAN BUNGANYA	2.223.530	2.624.396	18,03	1.588.479	1.949.057	22,70
JAPAN	6.700	0	-100,00	6.570	0	-100,00
KOREA, REPUBLIC OF	5.007	7.000	39,80	4.962	6.195	24,85
TAIWAN	11.224	260	-97,68	8.030	100	-98,75
THAILAND	151.200	216.379	43,11	83.320	177.630	113,19
SINGAPORE	64.000	45.908	-28,27	42.126	36.850	-12,52
PHILIPPINES	99	0	-100,00	257	0	-100,00

TABEL 5. PERKEMBANGAN EKSPOR INDONESIA MENURUT KOMODITI DAN NEGARA TUJUAN

JENIS BARANG	BERAT BERSIH (KG)		PERUB	NILAI FOB (US \$)		PERUB
	JAN-JAN 2007	JAN-JAN 2008	%	JAN-JAN 2007	JAN-JAN 2008	%
(1)	(2)	(3)	(4)	(5)	(6)	(7)
MALAYSIA	73.408	122.983	67,53	45.871	63.178	37,73
VIET NAM	17.999	0	-100,00	9.238	0	-100,00
INDIA	139.421	98.250	-29,53	97.175	75.975	-21,82
SAUDI ARABIA	10.000	0	-100,00	2.500	0	-100,00
ISRAEL	0	23.000	--	0	17.296	--
SYRIA ARAB REPUBLIC	17.000	50.000	194,12	3.400	24.750	627,94
TURKEY	79.000	0	-100,00	51.516	0	-100,00
UNITED ARAB EMIRATES	24.000	21.741	-9,41	4.800	15.463	222,15
EGYPT	0	34.100	--	0	27.260	--
MOROCCO	24.000	0	-100,00	7.200	0	-100,00
TUNISIA	0	20.000	--	0	18.500	--
ALGERIA	0	16.520	--	0	10.150	--
SOUTH AFRICA	10.000	0	-100,00	5.800	0	-100,00
AUSTRALIA	0	8.008	--	0	10.780	--
UNITED STATES	1.120.641	1.356.594	21,06	893.054	1.012.669	13,39
CANADA	25.000	0	-100,00	24.990	0	-100,00
VENEZUELA	0	17.000	--	0	10.110	--
BRAZIL	119.132	58.000	-51,31	69.625	38.910	-44,11
DOMINICAN REPUBLIC	136.000	34.000	-75,00	74.925	23.090	-69,18
UNITED KINGDOM	3.100	0	-100,00	10.465	0	-100,00
NETHERLANDS	0	167.580	--	0	118.407	--
FRANCE	59.000	37.723	-36,06	64.072	39.250	-38,74
GERMANY, FED. REP. OF	20.000	84.000	320,00	10.000	63.154	531,54
BELGIUM	20.000	60.000	200,00	10.305	52.675	411,16
DENMARK	9.000	0	-100,00	4.905	0	-100,00
ITALY	0	15.670	--	0	19.754	--
SPAIN	0	47.000	--	0	27.390	--
PORTUGAL	26.600	0	-100,00	14.350	0	-100,00
GREECE	51.999	35.999	-30,77	39.023	29.683	-23,93
POLAND	0	46.681	--	0	29.838	--
-BIJI PALA & BUNGANYA DAN KAPULA	1.686.681	1.225.382	-27,35	4.112.375	4.431.958	7,77
JAPAN	58.467	39.499	-32,44	431.095	342.446	-20,56
HONG KONG	9.280	4	-99,96	5.547	17	-99,69
KOREA, REPUBLIC OF	23.436	17.333	-26,04	16.869	23.772	40,92
THAILAND	7.347	23.032	213,49	22.150	128.659	480,85
SINGAPORE	49.969	137.255	174,68	234.439	737.118	214,42
PHILIPPINES	10.829	0	-100,00	28.088	0	-100,00
MALAYSIA	125.534	75.879	-39,56	274.093	254.037	-7,32
VIET NAM	674.858	334.856	-50,38	581.137	618.322	6,40
INDIA	160.853	81.413	-49,39	278.631	377.701	35,56
PAKISTAN	7.600	39.352	417,79	36.480	261.828	617,73
BANGLADESH	0	8.959	--	0	48.390	--
SAUDI ARABIA	4.228	0	-100,00	1.672	0	-100,00
UNITED ARAB EMIRATES	12.394	10.700	-13,67	5.695	8.602	51,04
QATAR	193	0	-100,00	262	0	-100,00
MOROCCO	29.393	13.999	-52,37	90.501	37.816	-58,21
AUSTRALIA	12.719	8	-99,94	38.181	20	-99,95
UNITED STATES	68.889	56.337	-18,22	261.547	137.374	-47,48
ARGENTINA	0	51.600	--	0	52.240	--
NETHERLANDS	168.999	176.215	4,27	858.584	531.627	-38,08
FRANCE	10.500	22.999	119,04	61.425	177.680	189,26
GERMANY, FED. REP. OF	76.499	42.400	-44,57	293.631	189.925	-35,32
BELGIUM	48.000	64.138	33,62	144.950	414.880	186,22
ITALY	73.194	15.904	-78,27	324.324	48.359	-85,09
SPAIN	14.000	0	-100,00	24.000	0	-100,00
UKRAINE	13.500	13.500	0,00	40.712	41.145	1,06
RUSSIA FEDERATION	26.000	0	-100,00	58.362	0	-100,00
-PANILI	2.312	14.226	515,31	38.024	116.964	207,61
JAPAN	50	0	-100,00	1.500	0	-100,00
CHINA	0	100	--	0	2.681	--
MALAYSIA	480	0	-100,00	3.850	0	-100,00
AUSTRALIA	0	202	--	0	4.408	--
UNITED STATES	1.578	9.018	471,48	23.982	26.354	9,89
DOMINICA	100	0	-100,00	3.692	0	-100,00
UNITED KINGDOM	104	359	245,19	5.000	6.955	39,10
GERMANY, FED. REP. OF	0	4.547	--	0	76.566	--
-LAINNYA	984.409	1.363.231	38,48	1.743.336	1.817.649	4,26
JAPAN	25.000	26.322	5,29	16.250	20.457	25,89
HONG KONG	141	719	409,93	638	4.245	565,36
KOREA, REPUBLIC OF	13.023	0	-100,00	13.348	0	-100,00
TAIWAN	3.041	369	-87,87	41.007	13.756	-66,45
CHINA	34.800	89.809	158,07	73.888	16.040	-78,29
THAILAND	3.051	7.700	152,38	9.200	43.407	371,82
SINGAPORE	125.015	118.242	-5,42	26.963	340.416	1.162,53
MALAYSIA	83.266	310.026	272,33	105.637	225.888	113,83

TABEL 5. PERKEMBANGAN EKSPOR INDONESIA MENURUT KOMODITI DAN NEGARA TUJUAN

JENIS BARANG	BERAT BERSIH (KG)		PERUB	NILAI FOB (US \$)		PERUB
	JAN-JAN 2007	JAN-JAN 2008	%	JAN-JAN 2007	JAN-JAN 2008	%
(1)	(2)	(3)	(4)	(5)	(6)	(7)
VIET NAM	143.189	332.289	132,06	156.093	201.606	29,16
MALDIVES	0	21	--	0	86	--
INDIA	170.526	236.589	38,74	330.962	664.499	100,78
PAKISTAN	0	36.070	--	0	17.496	--
SAUDI ARABIA	163.857	40.219	-75,45	434.352	49.429	-88,62
SYRIA ARAB REPUBLIC	0	70.000	--	0	14.150	--
UNITED ARAB EMIRATES	27.160	35.000	28,87	19.806	50.430	154,62
EGYPT	41.369	0	-100,00	17.454	0	-100,00
NIGERIA	13.950	0	-100,00	21.330	0	-100,00
SOUTH AFRICA	0	20.000	--	0	6.700	--
AUSTRALIA	7.235	378	-94,78	20.569	637	-96,90
NEW ZEALAND	2.010	0	-100,00	11.723	0	-100,00
UNITED STATES	55.073	26.596	-51,71	269.115	122.286	-54,56
BRAZIL	2.322	2.857	23,04	12.318	17.474	41,86
NETHERLANDS	62.268	8.440	-86,45	161.686	1.718	-98,94
GERMANY, FED. REP. OF	8.050	500	-93,79	814	3.675	351,47
BELGIUM	0	1.000	--	0	3.000	--
ITALY	63	85	34,92	183	254	38,80
TEBAKAU	918.659	1.977.890	115,30	2.639.682	4.987.650	88,95
JAPAN	1.307	0	-100,00	5.748	0	-100,00
CHINA	11.880	5.760	-51,52	14.256	6.182	-56,64
SINGAPORE	19.800	0	-100,00	12.870	0	-100,00
PHILIPPINES	17.820	79.200	344,44	43.837	178.200	306,51
MALAYSIA	1	400.440	40.043.900,00	1	1.394.906	139.490.500,00
VIET NAM	0	217.800	--	0	141.570	--
SRI LANKA	5.333	25.753	382,90	65.459	337.095	414,97
YEMEN	0	9	--	0	60	--
UNITED STATES	256.524	172.343	-32,82	235.890	175.267	-25,70
HONDURAS	0	41.580	--	0	10.395	--
NICARAGUA	0	36.681	--	0	36.681	--
PARAGUAY	40.000	0	-100,00	32.000	0	-100,00
PUERTO RICO	144.000	0	-100,00	342.859	0	-100,00
NETHERLANDS	82.007	0	-100,00	137.420	0	-100,00
FRANCE	15.840	0	-100,00	15.840	0	-100,00
GERMANY, FED. REP. OF	130.807	17.039	-86,97	282.590	105.809	-62,56
BELGIUM	129.034	320.328	148,25	1.215.879	2.159.549	77,61
DENMARK	4.906	0	-100,00	211.273	0	-100,00
ITALY	0	181	--	0	278	--
SPAIN	0	107.848	--	0	102.356	--
UKRAINE	19.800	0	-100,00	15.840	0	-100,00
RUSSIA FEDERATION	39.600	552.928	1.296,28	7.920	339.302	4.184,12
BIJI COKLAT	23.896.998	25.303.375	5,89	30.947.250	46.475.913	50,18
KOREA, REPUBLIC OF	0	2	--	0	11	--
TAIWAN	0	268	--	0	110	--
CHINA	579.000	2.243.040	287,40	795.270	4.239.497	433,09
THAILAND	391.000	332.997	-14,83	222.468	458.356	106,03
SINGAPORE	2.573.000	2.623.771	1,97	3.669.352	5.023.398	36,90
MALAYSIA	13.130.311	15.485.707	17,94	16.681.258	28.385.099	70,16
INDIA	0	75.000	--	0	115.450	--
UNITED STATES	4.008.681	1.275.000	-68,19	5.375.113	2.407.854	-55,20
CANADA	0	500.000	--	0	837.528	--
BRAZIL	0	2.717.590	--	0	4.887.160	--
COLOMBIA	2.850.000	0	-100,00	3.616.500	0	-100,00
NETHERLANDS	25.000	12.500	-50,00	58.125	29.125	-49,89
FRANCE	6	0	-100,00	5	0	-100,00
GERMANY, FED. REP. OF	25.000	37.500	50,00	61.563	92.325	49,97
BELGIUM	270.000	0	-100,00	412.062	0	-100,00
SPAIN	45.000	0	-100,00	55.534	0	-100,00
-IKAN TONGKOL/TUNA	4.160.655	5.720.500	37,49	10.144.985	13.049.771	28,63
JAPAN	1.176.704	1.348.207	14,57	4.720.720	5.647.375	19,63
HONG KONG	129.834	150.433	15,87	184.118	272.954	48,25
KOREA, REPUBLIC OF	64.770	245.872	279,61	259.999	335.762	29,14
TAIWAN	320.733	148.806	-53,60	289.247	340.880	17,85
CHINA	262.183	106.599	-59,34	136.064	53.300	-60,83
THAILAND	629.138	1.567.384	149,13	633.890	1.720.715	171,45
SINGAPORE	357.760	95.274	-73,37	1.444.292	192.933	-86,64
PHILIPPINES	198.700	157.533	-20,72	63.512	99.858	57,23
MALAYSIA	0	139.297	--	0	158.393	--
VIET NAM	323.990	1.013.480	212,81	456.898	1.030.729	125,59
SRI LANKA	0	44.304	--	0	76.084	--
SAUDI ARABIA	500	0	-100,00	6.475	0	-100,00
JORDAN	0	100	--	0	1.170	--
UNITED ARAB EMIRATES	862	1.714	98,84	4.762	12.170	155,56
EGYPT	0	48.600	--	0	38.064	--
AUSTRALIA	8.373	5.940	-29,06	43.900	5.940	-86,47

TABEL 5. PERKEMBANGAN EKSPOR INDONESIA MENURUT KOMODITI DAN NEGARA TUJUAN

JENIS BARANG	BERAT BERSIH (KG)		PERUB	NILAI FOB (US \$)		PERUB
	JAN-JAN 2007	JAN-JAN 2008	%	JAN-JAN 2007	JAN-JAN 2008	%
(1)	(2)	(3)	(4)	(5)	(6)	(7)
NEW ZEALAND	0	5.000	--	0	64.000	--
UNITED STATES	386.961	514.687	33,01	1.154.453	2.394.502	107,41
CANADA	0	25.871	--	0	209.770	--
MEXICO	22.046	42.138	91,14	175.515	341.658	94,66
PANAMA	108.000	0	-100,00	97.400	0	-100,00
TRINIDAD AND TOBAGO	131.000	0	-100,00	135.850	0	-100,00
UNITED KINGDOM	4.978	0	-100,00	55.277	0	-100,00
NETHERLANDS	51	18.855	36.870,59	51	9.428	18.386,27
BELGIUM	10.059	8.800	-12,52	112.574	8.800	-92,18
DENMARK	13	0	-100,00	13	0	-100,00
ITALY	0	12.585	--	0	20.765	--
POLAND	24.000	0	-100,00	169.975	0	-100,00
RUSSIA FEDERATION	0	19.021	--	0	14.521	--
-UBUR-UBUR	437.695	1.460.930	233,78	788.488	2.116.567	168,43
JAPAN	97.014	198.441	104,55	245.186	586.759	139,31
HONG KONG	28.637	20.410	-28,73	80.187	57.193	-28,68
KOREA, REPUBLIC OF	57.565	142.140	146,92	97.462	283.175	190,55
TAIWAN	16.183	100.871	523,31	26.424	189.565	617,40
CHINA	88.548	21.344	-75,90	77.300	771	-99,00
MACAU	35	0	-100,00	771	0	-100,00
THAILAND	969	22.806	2.253,56	2.717	12.847	372,84
SINGAPORE	2.290	17.891	681,27	6.331	22.297	252,19
PHILIPPINES	165	0	-100,00	835	0	-100,00
MALAYSIA	1.911	128.243	6.610,78	4.567	77.166	1.589,64
VIET NAM	0	524.512	--	0	346.563	--
ISRAEL	0	177	--	0	332	--
KUWAIT	400	419	4,75	765	538	-29,67
JORDAN	110	239	117,27	158	479	203,16
LEBANON	0	133	--	0	659	--
TURKEY	595	0	-100,00	3.341	0	-100,00
UNITED ARAB EMIRATES	0	147	--	0	116	--
SOUTH AFRICA	71	32.011	44.985,92	400	98.449	24.512,25
AUSTRALIA	0	3.869	--	0	15.457	--
NEW ZEALAND	361	34	-90,58	970	75	-92,27
EAST TIMOR	1.170	0	-100,00	3.220	0	-100,00
UNITED STATES	59.369	101.050	70,21	105.171	175.445	66,82
CANADA	17.934	42.167	135,12	33.418	86.164	157,84
VENEZUELA	0	63	--	0	70	--
BRAZIL	0	865	--	0	485	--
UNITED KINGDOM	8.228	21.193	157,57	12.616	36.528	189,54
NETHERLANDS	8.999	13.672	51,93	30.001	25.720	-14,27
FRANCE	10.192	14.929	46,48	10.600	13.516	27,51
GERMANY, FED. REP. OF	18.205	17.016	-6,53	23.365	19.301	-17,39
AUSTRIA	1.040	329	-68,37	3.309	1.602	-51,59
BELGIUM	0	16.008	--	0	37.475	--
SWITZERLAND	1.725	858	-50,26	2.828	1.020	-63,93
DENMARK	0	795	--	0	359	--
NORWAY	30	0	-100,00	238	0	-100,00
SWEDEN	239	1.230	414,64	597	1.826	205,86
FINLAND	275	0	-100,00	379	0	-100,00
ITALY	12.054	10.632	-11,80	10.354	16.960	63,80
SPAIN	280	1.145	308,93	245	1.607	555,92
PORTUGAL	0	169	--	0	113	--
GREECE	283	625	120,85	830	1.242	49,64
HUNGARY	821	872	6,21	1.125	1.412	25,51
POLAND	472	172	-63,56	822	380	-53,77
LITHUANIA	0	965	--	0	550	--
ESTONIA	285	0	-100,00	563	0	-100,00
MALTA	0	11	--	0	99	--
CZECH REPUBLIC	142	411	189,44	201	270	34,33
RUSSIA FEDERATION	1.098	2.066	88,16	1.192	1.982	66,28
-KEPITING, KERANG-KERANGAN	5.186.263	4.245.342	-18,14	12.586.723	11.511.315	-8,54
JAPAN	73.797	69.578	-5,72	271.048	306.271	13,00
HONG KONG	489.215	253.864	-48,11	1.054.052	884.129	-16,12
KOREA, REPUBLIC OF	170.491	261.121	53,16	230.106	596.173	159,09
TAIWAN	107.181	225.796	110,67	120.607	228.001	89,04
CHINA	1.078.965	45.247	-95,81	526.141	33.097	-93,71
THAILAND	1.093.483	163.554	-85,04	1.159.963	331.939	-71,38
SINGAPORE	349.718	274.878	-21,40	805.157	675.166	-16,14
PHILIPPINES	540	632	17,04	2.896	29.633	923,24
MALAYSIA	249.058	474.297	90,44	296.972	742.027	149,86
VIET NAM	113.788	1.017.437	794,15	112.121	551.984	392,31
INDIA	0	21.890	--	0	59.901	--
TURKEY	0	19.980	--	0	29.970	--
CYPRUS	16.035	0	-100,00	45.761	0	-100,00
GAMBIA	0	31.680	--	0	30.096	--

TABEL 5. PERKEMBANGAN EKSPOR INDONESIA MENURUT KOMODITI DAN NEGARA TUJUAN

JENIS BARANG	BERAT BERSIH (KG)		PERUB	NILAI FOB (US \$)		PERUB
	JAN-JAN 2007	JAN-JAN 2008	%	JAN-JAN 2007	JAN-JAN 2008	%
(1)	(2)	(3)	(4)	(5)	(6)	(7)
AUSTRALIA	55.935	11.135	-80,09	76.204	51.349	-32,62
NEW ZEALAND	0	2	--	0	2	--
UNITED STATES	764.432	556.796	-27,16	6.132.842	4.877.551	-20,47
CANADA	60.511	165	-99,73	162.438	1.165	-99,28
MEXICO	0	44.974	--	0	133.463	--
VENEZUELA	196	0	-100,00	72	0	-100,00
PUERTO RICO	66.149	20.003	-69,76	245.416	58.915	-75,99
MARTINIQUE	4.016	10.431	159,74	19.095	24.248	26,99
UNITED KINGDOM	2.582	0	-100,00	1.552	0	-100,00
NETHERLANDS	26.892	53.032	97,20	188.658	270.686	43,48
FRANCE	11.100	187	-98,32	28.909	1.435	-95,04
GERMANY, FED. REP. OF	0	266	--	0	864	--
AUSTRIA	0	175	--	0	300	--
BELGIUM	41.435	9.717	-76,55	116.874	21.225	-81,84
DENMARK	1.066	0	-100,00	327	0	-100,00
NORWAY	362	0	-100,00	242	0	-100,00
ITALY	307.056	485.784	58,21	685.394	1.163.563	69,77
SPAIN	37.675	86.359	129,22	103.325	157.520	52,45
PORTUGAL	44.579	40.037	-10,19	139.883	87.201	-37,66
GREECE	0	56.723	--	0	139.666	--
CROATIA	20.006	0	-100,00	60.668	0	-100,00
MALTA	0	9.602	--	0	23.775	--
-BEKICOT	152.908	242.531	58,61	289.061	667.867	131,05
JAPAN	500	0	-100,00	1.500	0	-100,00
HONG KONG	324	62.391	19.156,48	648	379.419	58.452,31
KOREA, REPUBLIC OF	9.148	0	-100,00	25.051	0	-100,00
TAIWAN	99.325	121.526	22,35	115.876	146.763	26,66
SINGAPORE	30.622	7.226	-76,40	138.824	17.436	-87,44
MALAYSIA	12.989	1.372	-89,44	7.162	1.074	-85,00
SOUTH AFRICA	0	31.104	--	0	81.975	--
CANADA	0	18.912	--	0	41.200	--
-IKAN LAINNYA	21.471.002	15.909.543	-25,90	22.197.791	24.814.818	11,79
JAPAN	732.326	1.005.865	37,35	3.406.591	3.795.386	11,41
HONG KONG	1.411.812	1.356.906	-3,89	3.280.057	3.901.432	18,94
KOREA, REPUBLIC OF	572.452	409.011	-28,55	864.809	1.169.521	35,23
TAIWAN	461.784	1.469.255	218,17	755.047	882.116	16,83
CHINA	1.758.909	819.423	-53,41	1.028.006	863.411	-16,01
MACAU	0	52	--	0	309	--
THAILAND	9.773.829	1.155.805	-88,17	3.573.984	1.692.394	-52,65
SINGAPORE	2.656.213	2.759.733	3,90	3.947.375	3.521.857	-10,78
PHILIPPINES	31.908	587.861	1.742,36	119.665	164.974	37,86
MALAYSIA	2.469.092	3.032.235	22,81	1.758.909	2.760.417	56,94
VIET NAM	409.868	1.257.239	206,74	611.821	1.159.452	89,51
IRAN (ISLAMIC REPUBLIC OF)	0	158	--	0	3.065	--
SAUDI ARABIA	170	24.290	14.188,24	2.087	71.332	3.317,92
ISRAEL	0	24.365	--	0	45.402	--
KUWAIT	1.331	45	-96,62	2.655	438	-83,50
JORDAN	10.203	1.091	-89,31	12.210	3.545	-70,97
LEBANON	0	91	--	0	448	--
SYRIA ARAB REPUBLIC	1.669	1.350	-19,11	4.552	2.149	-52,79
UNITED ARAB EMIRATES	24.610	48.363	96,52	30.727	188.987	515,05
QATAR	0	1.500	--	0	12.742	--
BAHRAIN	0	57	--	0	113	--
CYPRUS	250	221	-11,60	1.073	2.321	116,31
EGYPT	0	35.770	--	0	28.599	--
REUNION	24.000	0	-100,00	120.000	0	-100,00
MOZAMBIQUE	29.016	30.348	4,59	36.660	35.896	-2,08
TOGO	0	15.810	--	0	18.564	--
GHANA	63.000	591.000	838,10	50.700	454.600	796,65
BENIN	0	15.500	--	0	18.200	--
SOUTH AFRICA	56	23.132	41.207,14	280	36.052	12.775,71
MAURITIUS	34.248	51.000	48,91	45.536	25.500	-44,00
AUSTRALIA	385.368	117.170	-69,60	286.301	514.961	79,87
NEW ZEALAND	454	20.914	4.506,61	1.975	10.633	438,38
SAMOA	17.340	74.427	329,22	18.020	77.349	329,24
UNITED STATES	290.639	421.811	45,13	1.122.895	2.002.149	78,30
CANADA	5.397	8.630	59,90	15.452	41.834	170,74
MEXICO	0	42.005	--	0	29.403	--
PANAMA	31.680	19.749	-37,66	54.900	51.300	-6,56
VENEZUELA	35	199	468,57	13	219	1.584,62
ARGENTINA	19.124	93	-99,51	101.447	1.560	-98,46
BRAZIL	0	620	--	0	447	--
PERU	523	0	-100,00	2.792	0	-100,00
PUERTO RICO	71.995	75.710	5,16	340.755	416.581	22,25
DOMINICAN REPUBLIC	39.920	0	-100,00	161.632	0	-100,00
MARTINIQUE	0	8.838	--	0	20.546	--

TABEL 5. PERKEMBANGAN EKSPOR INDONESIA MENURUT KOMODITI DAN NEGARA TUJUAN

JENIS BARANG	BERAT BERSIH (KG)		PERUB	NILAI FOB (US \$)		PERUB
	JAN-JAN 2007	JAN-JAN 2008	%	JAN-JAN 2007	JAN-JAN 2008	%
(1)	(2)	(3)	(4)	(5)	(6)	(7)
UNITED KINGDOM	45.430	30.084	-33,78	94.277	73.852	-21,66
NETHERLANDS	6.068	100.333	1.553,48	22.737	121.483	434,30
FRANCE	10.309	33.950	229,32	33.985	96.328	183,44
GERMANY, FED. REP. OF	8.848	7.936	-10,31	41.087	40.756	-0,81
AUSTRIA	1.234	439	-64,42	8.167	1.722	-78,92
BELGIUM	11.450	87.240	661,92	55.611	145.845	162,26
SWITZERLAND	1.007	1.441	43,10	2.430	6.966	186,67
DENMARK	801	24.670	2.979,90	2.765	25.067	806,58
NORWAY	321	240	-25,23	2.312	1.068	-53,81
SWEDEN	1.523	1.774	16,48	10.554	14.002	32,67
FINLAND	127	0	-100,00	176	0	-100,00
ITALY	25.311	9.539	-62,31	99.106	35.545	-64,13
SPAIN	2.912	24.572	743,82	9.277	100.284	981,00
PORTUGAL	1.369	742	-45,80	2.875	2.271	-21,01
GREECE	654	1.232	88,38	1.923	6.353	230,37
DEMOCRATIC REPUBLIC OF THE CONC	0	68.188	--	0	73.848	--
HUNGARY	1.652	1.188	-28,09	4.839	2.363	-51,17
POLAND	2.220	3.481	56,80	7.666	16.630	116,93
UKRAINE	0	430	--	0	234	--
LITHUANIA	74	10	-86,49	43	182	323,26
ESTONIA	17.999	90	-99,50	21.117	195	-99,08
MALTA	100	172	72,00	972	1.456	49,79
SLOVENIA	0	250	--	0	3.345	--
CZECH REPUBLIC	1.150	2.078	80,70	11.484	13.519	17,72
RUSSIA FEDERATION	1.222	1.822	49,10	5.462	5.300	-2,97
-BIJI BUNGA	115	13.180	11.360,87	279.175	379.733	36,02
SINGAPORE	45	79	75,56	104.706	153.662	46,76
INDIA	0	13.000	--	0	10.400	--
UNITED KINGDOM	4	17	325,00	8.837	45.257	412,13
NETHERLANDS	60	84	40,00	150.574	170.414	13,18
DENMARK	6	0	-100,00	15.058	0	-100,00
-BIJI KAPAS	1.674.986	135.000	-91,94	419.996	30.705	-92,69
JAPAN	225.000	135.000	-40,00	40.125	30.705	-23,48
MALAYSIA	1.449.986	0	-100,00	379.871	0	-100,00
-BIJI LAINNYA	2.564.016	9.108.798	255,26	1.714.688	2.245.585	30,96
JAPAN	169.500	144.623	-14,68	209.760	199.305	-4,98
HONG KONG	1.097	193.894	17.574,93	1.906	208.110	10.818,68
KOREA, REPUBLIC OF	2.066	41.553	1.911,28	6.885	61.663	795,61
CHINA	0	371.383	--	0	316.229	--
THAILAND	2.748	753.770	27.329,77	89.479	589.100	558,37
SINGAPORE	81.099	46.505	-42,66	56.747	44.666	-21,29
PHILIPPINES	38.387	17.730	-53,81	16.842	9.888	-41,29
MALAYSIA	149.238	344.788	131,03	165.160	325.456	97,05
VIET NAM	233.999	173.545	-25,84	172.890	188.229	8,87
INDIA	390.483	2.000	-99,49	288.618	13.300	-95,39
UNITED ARAB EMIRATES	150	0	-100,00	1.300	0	-100,00
UNITED STATES	0	18.000	--	0	78.039	--
NETHERLANDS	1.495.249	1.007	-99,93	705.101	1.600	-99,77
ITALY	0	7.000.000	--	0	210.000	--
BULU BEBEK	22.000	0	-100,00	13.200	0	-100,00
TAIWAN	22.000	0	-100,00	13.200	0	-100,00
DAMAR DAN GETAH DAMAR	2.184.810	3.110.399	42,36	1.715.552	2.216.781	29,22
JAPAN	37.200	76.800	106,45	29.016	53.760	85,28
KOREA, REPUBLIC OF	169.200	211.200	24,82	131.976	147.840	12,02
TAIWAN	57.600	249.600	333,33	44.928	174.720	288,89
THAILAND	20.010	0	-100,00	22.400	0	-100,00
SINGAPORE	0	22.000	--	0	16.610	--
PHILIPPINES	0	38.400	--	0	26.976	--
INDIA	422.400	671.999	59,09	329.472	475.256	44,25
PAKISTAN	0	172.800	--	0	120.960	--
BANGLADESH	57.600	0	-100,00	44.928	0	-100,00
SYRIA ARAB REPUBLIC	0	32.000	--	0	31.800	--
NIGERIA	0	19.200	--	0	13.440	--
COLOMBIA	57.600	57.600	0,00	44.928	40.320	-10,26
NETHERLANDS	230.400	192.000	-16,67	179.712	134.400	-25,21
FRANCE	0	96.000	--	0	67.200	--
GERMANY, FED. REP. OF	326.400	483.600	48,16	254.592	361.595	42,03
BELGIUM	192.000	192.000	0,00	150.720	134.400	-10,83
FINLAND	0	96.000	--	0	67.200	--
ITALY	595.200	0	-100,00	464.256	0	-100,00
PORTUGAL	0	422.400	--	0	296.448	--
POLAND	0	57.600	--	0	40.320	--
UKRAINE	19.200	0	-100,00	18.624	0	-100,00

TABEL 5. PERKEMBANGAN EKSPOR INDONESIA MENURUT KOMODITI DAN NEGARA TUJUAN

JENIS BARANG	BERAT BERSIH (KG)		PERUB	NILAI FOB (US \$)		PERUB
	JAN-JAN 2007	JAN-JAN 2008	%	JAN-JAN 2007	JAN-JAN 2008	%
(1)	(2)	(3)	(4)	(5)	(6)	(7)
LATVIA	0	19.200	--	0	13.536	--
KOPAL DAN LAIN-LAIN	2.333.962	2.231.243	-4,40	1.725.504	1.817.216	5,32
JAPAN	15.000	0	-100,00	16.515	0	-100,00
HONG KONG	0	100	--	0	100	--
KOREA, REPUBLIC OF	10.000	5.128	-48,72	11.880	2.630	-77,86
TAIWAN	15.000	0	-100,00	17.195	0	-100,00
CHINA	31.500	71.600	127,30	29.895	62.883	110,35
THAILAND	19.200	0	-100,00	14.976	0	-100,00
SINGAPORE	207.306	202.393	-2,37	210.509	285.062	35,42
PHILIPPINES	15.000	0	-100,00	8.560	0	-100,00
MALAYSIA	18.898	71.230	276,92	21.866	139.961	540,09
VIET NAM	0	35.000	--	0	74.744	--
INDIA	1.296.258	874.180	-32,56	873.485	450.737	-48,40
PAKISTAN	32.000	110.925	246,64	15.976	68.018	325,75
BANGLADESH	266.600	288.000	8,03	55.250	81.260	47,08
SRI LANKA	0	48.120	--	0	21.480	--
SAUDI ARABIA	0	41.430	--	0	20.440	--
YEMEN	0	19.980	--	0	9.990	--
UNITED ARAB EMIRATES	54.200	130.704	141,15	26.587	98.333	269,85
EGYPT	0	53.000	--	0	88.200	--
TUNISIA	40.500	18.990	-53,11	16.638	9.495	-42,93
UNITED STATES	34.825	30.050	-13,71	33.734	54.421	61,32
COLOMBIA	38.400	0	-100,00	29.952	0	-100,00
UNITED KINGDOM	14.000	4	-99,97	96.656	147	-99,85
FRANCE	16.875	17.000	0,74	19.828	38.625	94,80
GERMANY, FED. REP. OF	150.000	173.400	15,60	103.050	121.415	17,82
ITALY	20.000	40.009	100,05	93.000	189.275	103,52
POLAND	38.400	0	-100,00	29.952	0	-100,00
SAYUR-SAYURAN	5.796.462	7.943.389	37,04	2.397.050	3.135.581	30,81
JAPAN	381.094	366.282	-3,89	328.430	321.852	-2,00
HONG KONG	13.380	1.070	-92,00	26.805	3.973	-85,18
KOREA, REPUBLIC OF	5.408	1.986	-63,28	16.194	59.007	264,38
TAIWAN	738.800	10.079	-98,64	268.520	2.890	-98,92
THAILAND	30.124	146.469	386,22	10.854	92.424	751,52
SINGAPORE	1.457.652	1.349.363	-7,43	476.266	633.238	32,96
PHILIPPINES	1.017.682	4.142.959	307,10	432.173	1.028.881	138,07
MALAYSIA	1.921.225	1.525.427	-20,60	588.956	644.915	9,50
BRUNEI DARUSSALAM	5.063	1.734	-65,75	10.144	4.999	-50,72
VIET NAM	0	197.741	--	0	118.705	--
INDIA	181.953	0	-100,00	125.339	0	-100,00
PAKISTAN	0	20.000	--	0	6.290	--
SRI LANKA	218	0	-100,00	1.089	0	-100,00
SAUDI ARABIA	25.757	12.007	-53,38	30.085	5.921	-80,32
KUWAIT	0	250	--	0	150	--
OMAN	0	250	--	0	150	--
UNITED ARAB EMIRATES	0	15.692	--	0	21.818	--
QATAR	232	0	-100,00	477	0	-100,00
AUSTRALIA	0	1.318	--	0	2.222	--
UNITED STATES	3.610	132.933	3.582,35	10.520	175.771	1.570,83
NETHERLANDS	1.209	430	-64,43	1.209	215	-82,22
BELGIUM	13.055	0	-100,00	69.989	0	-100,00
SWEDEN	0	17.399	--	0	12.160	--
BUAH-BUAHAN	18.399.663	18.945.831	2,97	10.740.325	11.035.709	2,75
JAPAN	16.946	23.014	35,81	17.532	21.334	21,69
HONG KONG	574.211	553.307	-3,64	271.146	317.819	17,21
KOREA, REPUBLIC OF	30.000	48.449	61,50	24.475	82.045	235,22
TAIWAN	0	13.500	--	0	66.515	--
CHINA	1.238.557	1.333.641	7,68	621.386	752.165	21,05
SINGAPORE	224.065	946.144	322,26	170.498	540.521	217,02
MALAYSIA	522.844	660.980	26,42	211.234	213.012	0,84
BRUNEI DARUSSALAM	1.873	6.679	256,59	4.046	19.796	389,27
NEPAL	193.640	1.638.380	746,10	52.760	800.415	1.417,09
VIET NAM	244.622	141.779	-42,04	156.347	120.009	-23,24
MALDIVES	0	10.000	--	0	19.662	--
INDIA	10.814.699	6.646.812	-38,54	6.006.134	3.572.545	-40,52
PAKISTAN	4.192.960	5.401.060	28,81	2.927.756	3.494.361	19,35
BANGLADESH	168.250	1.092.219	549,16	141.325	759.695	437,55
SAUDI ARABIA	58.155	147.133	153,00	35.586	68.894	93,60
KUWAIT	3.370	10.600	214,54	4.238	7.244	70,93
OMAN	0	5.553	--	0	3.332	--
UNITED ARAB EMIRATES	103.424	220.577	113,27	83.063	102.085	22,90
QATAR	1.980	8.005	304,29	2.157	5.025	132,96
BAHRAIN	1.369	2.469	80,35	1.028	1.379	34,14
AUSTRALIA	0	315	--	0	1.330	--
UNITED STATES	192	274	42,71	617	679	10,05

TABEL 5. PERKEMBANGAN EKSPOR INDONESIA MENURUT KOMODITI DAN NEGARA TUJUAN

JENIS BARANG	BERAT BERSIH (KG)		PERUB	NILAI FOB (US \$)		PERUB
	JAN-JAN 2007	JAN-JAN 2008	%	JAN-JAN 2007	JAN-JAN 2008	%
(1)	(2)	(3)	(4)	(5)	(6)	(7)
SURINAME	65	0	-100,00	591	0	-100,00
NETHERLANDS	1.710	4.798	180,58	1.710	14.772	763,86
FRANCE	4.371	9.718	122,33	5.516	20.175	265,75
GERMANY, FED. REP. OF	2.360	0	-100,00	1.180	0	-100,00
RUSSIA FEDERATION	0	20.425	--	0	30.900	--
KULIT KERANG DAN LAIN-LAIN	741.741	552.322	-25,54	338.787	208.978	-38,32
JAPAN	37.115	113.000	204,46	9.280	29.135	213,95
HONG KONG	12.996	3.847	-70,40	3.426	1.347	-60,68
KOREA, REPUBLIC OF	33.285	9.319	-72,00	50.207	5.932	-88,18
CHINA	547.026	331.554	-39,39	135.828	79.318	-41,60
THAILAND	0	25.750	--	0	4.438	--
SINGAPORE	8.905	0	-100,00	78.523	0	-100,00
VIET NAM	83.050	68.567	-17,44	47.500	69.318	45,93
UNITED STATES	3.253	0	-100,00	3.438	0	-100,00
UNITED KINGDOM	1.161	0	-100,00	2.401	0	-100,00
NETHERLANDS	311	0	-100,00	132	0	-100,00
ITALY	14.426	285	-98,02	7.868	19.490	147,71
SPAIN	213	0	-100,00	184	0	-100,00
TANAMAN OBAT	788.134	502.448	-36,25	695.631	995.982	43,18
JAPAN	18.226	7.298	-59,96	84.530	5.317	-93,71
HONG KONG	68.485	3.586	-94,76	11.961	4.592	-61,61
KOREA, REPUBLIC OF	9.990	300	-97,00	4.995	31.500	530,63
TAIWAN	111.053	157.991	42,27	75.055	76.578	2,03
CHINA	96	0	-100,00	51	0	-100,00
SINGAPORE	272.574	157.839	-42,09	191.783	282.581	47,34
MALAYSIA	8.241	7.297	-11,45	4.902	5.044	2,90
VIET NAM	0	15.000	--	0	2.250	--
INDIA	29.499	31.860	8,00	80.980	53.774	-33,60
SAUDI ARABIA	18.202	86.940	377,64	120.546	122.508	1,63
UNITED ARAB EMIRATES	154.860	0	-100,00	36.576	0	-100,00
EGYPT	19.000	0	-100,00	9.600	0	-100,00
MOROCCO	2.176	2.000	-8,09	5.550	5.404	-2,63
GHANA	16.240	0	-100,00	16.240	0	-100,00
BENIN	34.000	0	-100,00	6.800	0	-100,00
UNITED STATES	0	1.621	--	0	5.014	--
UNITED KINGDOM	0	539	--	0	1.310	--
FRANCE	27	3.550	13.048,15	83	344.194	414.591,57
GERMANY, FED. REP. OF	18.433	13.999	-24,05	36.053	27.082	-24,88
BELGIUM	0	60	--	0	277	--
ITALY	7.032	0	-100,00	9.926	0	-100,00
LATVIA	0	126	--	0	5.256	--
RUSSIA FEDERATION	0	12.442	--	0	23.301	--
-GANGGANG LAUT	7.803.080	6.609.734	-15,29	4.302.981	5.019.662	16,66
JAPAN	50.279	54.896	9,18	263.628	302.773	14,85
HONG KONG	756.857	782.885	3,44	251.434	362.436	44,15
KOREA, REPUBLIC OF	406.716	1.075.660	164,47	253.327	926.772	265,84
TAIWAN	77.801	40.050	-48,52	28.101	13.350	-52,49
CHINA	2.806.956	1.373.533	-51,07	1.286.357	599.266	-53,41
THAILAND	20.364	48.912	140,19	8.998	52.201	480,14
SINGAPORE	14.082	9.727	-30,93	181.757	377.407	107,64
PHILIPPINES	803.067	730.231	-9,07	485.324	537.299	10,71
MALAYSIA	170.182	159.028	-6,55	253.227	179.268	-29,21
VIET NAM	584.602	802.978	37,35	154.900	258.509	66,89
TUNISIA	149.998	0	-100,00	56.000	0	-100,00
AUSTRALIA	41.000	41.747	1,82	83.500	100.625	20,51
UNITED STATES	552.101	244.997	-55,62	297.923	99.463	-66,61
MEXICO	0	20.000	--	0	10.000	--
CHILE	184.000	50.740	-72,42	71.400	182.769	155,98
ARGENTINA	21.000	139.500	564,29	14.280	81.575	471,25
BRAZIL	200.000	0	-100,00	100.000	0	-100,00
DOMINICAN REPUBLIC	20.000	0	-100,00	10.000	0	-100,00
UNITED KINGDOM	39.500	81.000	105,06	77.600	347.765	348,15
FRANCE	218.000	152.000	-30,28	78.000	170.613	118,73
GERMANY, FED. REP. OF	42.000	21.000	-50,00	88.200	10.500	-88,10
BELGIUM	21.000	52.000	147,62	13.650	59.000	332,23
DENMARK	443.575	297.100	-33,02	186.275	167.813	-9,91
SPAIN	180.000	431.750	139,86	59.100	180.258	205,01
-LAINNYA	268.773	1.871.757	596,41	348.063	222.759	-36,00
JAPAN	0	1.500	--	0	6.425	--
HONG KONG	0	59.490	--	0	25.320	--
KOREA, REPUBLIC OF	650	0	-100,00	825	0	-100,00
TAIWAN	142.315	273.537	92,21	58.026	106.300	83,19
CHINA	0	11.351	--	0	7.966	--
THAILAND	0	1.501.300	--	0	42.332	--

TABEL 5. PERKEMBANGAN EKSPOR INDONESIA MENURUT KOMODITI DAN NEGARA TUJUAN

JENIS BARANG	BERAT BERSIH (KG)		PERUB	NILAI FOB (US \$)		PERUB
	JAN-JAN 2007	JAN-JAN 2008	%	JAN-JAN 2007	JAN-JAN 2008	%
(1)	(2)	(3)	(4)	(5)	(6)	(7)
SINGAPORE	111.863	5.237	-95,32	253.549	14.928	-94,11
MALAYSIA	4.594	6.417	39,68	2.292	2.250	-1,83
KUWAIT	0	66	--	0	15	--
UNITED STATES	0	11.427	--	0	14.884	--
NETHERLANDS	4.000	0	-100,00	4.885	0	-100,00
FRANCE	0	485	--	0	1.395	--
GERMANY, FED. REP. OF	504	522	3,57	2.155	337	-84,36
ITALY	1.569	0	-100,00	12.751	0	-100,00
SPAIN	2.625	425	-83,81	12.239	607	-95,04
ROMANIA	653	0	-100,00	1.341	0	-100,00
-MUTIARA	50	18	-64,00	636.468	134.921	-78,80
JAPAN	34	16	-52,94	528.814	134.883	-74,49
HONG KONG	4	0	-100,00	86.103	0	-100,00
THAILAND	1	2	100,00	2.332	38	-98,37
SINGAPORE	11	0	-100,00	19.219	0	-100,00
-LAINNYA	18.016.271	12.199.731	-32,28	12.255.365	10.260.914	-16,27
JAPAN	663.633	976.560	47,15	583.278	991.341	69,96
HONG KONG	449.898	36.165	-91,96	300.214	54.080	-81,99
KOREA, REPUBLIC OF	279.548	131.299	-53,03	188.723	125.722	-33,38
TAIWAN	234.045	277.041	18,37	173.727	152.741	-12,08
CHINA	396.406	346.745	-12,53	228.655	268.691	17,51
THAILAND	3.362.510	3.110.508	-7,49	148.074	509.279	243,94
SINGAPORE	6.960.957	3.707.982	-46,73	5.544.367	5.210.423	-6,02
PHILIPPINES	59.500	459.756	672,70	115.929	465.076	301,17
MALAYSIA	1.514.506	631.852	-58,28	1.161.348	572.044	-50,74
MYANMAR (FORM. BURMA)	0	144.000	--	0	143.758	--
BRUNEI DARUSSALAM	0	69	--	0	601	--
VIET NAM	329.825	83.758	-74,61	230.912	127.229	-44,90
INDIA	689.458	54.074	-92,16	1.115.096	68.920	-93,82
PAKISTAN	1.649.074	1.567.060	-4,97	256.023	237.273	-7,32
BANGLADESH	36.500	0	-100,00	42.525	0	-100,00
SRI LANKA	207.545	9.429	-95,46	289.670	8.441	-97,09
SAUDI ARABIA	0	2.728	--	0	3.770	--
KUWAIT	5.082	0	-100,00	3.962	0	-100,00
TURKEY	782	0	-100,00	1.053	0	-100,00
UNITED ARAB EMIRATES	277	803	189,89	1.430	4.191	193,08
BAHRAIN	0	11	--	0	5	--
MOROCCO	0	15.436	--	0	19.141	--
MOZAMBIQUE	36.000	0	-100,00	21.240	0	-100,00
GHANA	38.000	0	-100,00	22.040	0	-100,00
LIBERIA	72.000	0	-100,00	42.713	0	-100,00
NIGERIA	3.895	0	-100,00	11.175	0	-100,00
SENEGAL	13	0	-100,00	442	0	-100,00
SOUTH AFRICA	132.010	55	-99,96	69.006	1	-100,00
AUSTRALIA	7.769	7.834	0,84	57.664	108.210	87,66
NEW ZEALAND	17.136	0	-100,00	10.985	0	-100,00
TONGA	0	37	--	0	28	--
EAST TIMOR	1.805	0	-100,00	2.782	0	-100,00
UNITED STATES	69.228	126.139	82,21	171.902	206.763	20,28
CANADA	5.762	225	-96,10	55.031	13.342	-75,76
MEXICO	0	11	--	0	84	--
SURINAME	58	0	-100,00	524	0	-100,00
BRAZIL	0	66	--	0	1	--
COLOMBIA	2.000	0	-100,00	10.000	0	-100,00
PERU	31	0	-100,00	168	0	-100,00
UNITED KINGDOM	3.175	1.778	-44,00	13.616	4.320	-68,27
NETHERLANDS	103.359	85.087	-17,68	272.281	206.314	-24,23
FRANCE	3.621	44.096	1.117,79	2.868	46.731	1.529,39
GERMANY, FED. REP. OF	95.160	4.187	-95,60	107.229	3.388	-96,84
AUSTRIA	218	0	-100,00	182	0	-100,00
BELGIUM	25	0	-100,00	120	0	-100,00
SWITZERLAND	0	15	--	0	100	--
DENMARK	79.176	39.300	-50,36	426.777	296.414	-30,55
SWEDEN	554	0	-100,00	734	0	-100,00
ITALY	77.107	2.730	-96,46	145.815	72.659	-50,17
SPAIN	41.496	2.820	-93,20	193.317	13.469	-93,03
PORTUGAL	594	0	-100,00	500	0	-100,00
GREECE	330	0	-100,00	5.189	0	-100,00
HUNGARY	30	55	83,33	1.073	1.559	45,29
POLAND	176	0	-100,00	141	0	-100,00
LITHUANIA	292	0	-100,00	170	0	-100,00
ESTONIA	384.000	330.000	-14,06	222.936	323.605	45,16
CZECH REPUBLIC	1.081	20	-98,15	1.460	1.200	-17,81
RUSSIA FEDERATION	624	0	-100,00	299	0	-100,00
-KAYU LAPIS	112.385.453	143.829.707	27,98	107.557.650	121.033.425	12,53

TABEL 5. PERKEMBANGAN EKSPOR INDONESIA MENURUT KOMODITI DAN NEGARA TUJUAN

JENIS BARANG	BERAT BERSIH (KG)		PERUB	NILAI FOB (US \$)		PERUB
	JAN-JAN 2007	JAN-JAN 2008	%	JAN-JAN 2007	JAN-JAN 2008	%
(1)	(2)	(3)	(4)	(5)	(6)	(7)
JAPAN	61.249.035	48.106.963	-21,46	63.439.546	40.466.821	-36,21
HONG KONG	1.726.538	981.915	-43,13	1.464.080	665.327	-54,56
KOREA, REPUBLIC OF	7.746.748	11.402.919	47,20	5.999.962	9.026.277	50,44
TAIWAN	3.166.866	14.704.962	364,34	1.960.286	8.423.475	329,71
CHINA	4.889.155	9.360.161	91,45	3.241.634	5.865.325	80,94
THAILAND	78.395	315.854	302,90	97.086	229.795	136,69
SINGAPORE	362.153	2.201.286	507,83	311.657	1.558.464	400,06
PHILIPPINES	0	74.969	--	0	74.663	--
MALAYSIA	1.243.587	1.502.641	20,83	997.285	951.755	-4,57
VIET NAM	0	103.741	--	0	74.148	--
INDIA	0	25.456	--	0	31.970	--
SAUDI ARABIA	5.058.075	9.161.921	81,13	4.075.749	6.770.961	66,13
KUWAIT	883.710	951.411	7,66	771.027	1.014.751	31,61
JORDAN	1.104.845	2.884.377	161,07	909.101	2.414.010	165,54
LEBANON	0	440.298	--	0	343.852	--
OMAN	0	297.810	--	0	275.205	--
SYRIA ARAB REPUBLIC	531.659	0	-100,00	368.163	0	-100,00
TURKEY	0	4.629.253	--	0	4.546.337	--
UNITED ARAB EMIRATES	7.523.609	5.704.156	-24,18	6.660.980	5.753.066	-13,63
QATAR	149.800	1.367.440	812,84	146.105	1.341.184	817,96
BAHRAIN	416.723	445.668	6,95	356.062	403.563	13,34
EGYPT	293.014	911.688	211,14	256.400	702.015	173,80
ALGERIA	540.000	1.120.812	107,56	465.396	727.688	56,36
SOUTH AFRICA	0	90.180	--	0	65.280	--
AUSTRALIA	2.154.845	1.707.897	-20,74	2.644.730	2.128.172	-19,53
NEW ZEALAND	111.151	16.800	-84,89	117.623	22.681	-80,72
UNITED STATES	5.322.731	12.471.801	134,31	4.870.904	11.219.782	130,34
CANADA	137.621	298.313	116,76	120.094	346.501	188,52
MEXICO	191.515	593.821	210,07	181.391	516.016	184,48
JAMAICA	0	24.939	--	0	25.052	--
PUERTO RICO	0	23.382	--	0	27.892	--
BELIZE	0	14.694	--	0	14.576	--
MARTINIQUE	0	119	--	0	379	--
NETHERLANDS ANTILLES	0	18.959	--	0	18.312	--
UNITED KINGDOM	1.690.999	2.544.435	50,47	1.665.088	2.652.688	59,31
NETHERLANDS	1.078.443	1.326.130	22,97	1.367.579	1.990.015	45,51
FRANCE	65.260	144.262	121,06	74.865	253.523	238,64
GERMANY, FED. REP. OF	2.643.233	3.176.541	20,18	2.951.440	4.774.151	61,76
BELGIUM	1.562.074	3.114.494	99,38	1.485.943	2.971.566	99,98
DENMARK	11.145	136.407	1.123,93	17.729	136.533	670,11
NORWAY	56.890	29.444	-48,24	81.518	34.941	-57,14
SWEDEN	29.949	105.131	251,03	39.969	99.351	148,57
IRELAND	0	50.346	--	0	81.492	--
ITALY	318.067	784.513	146,65	368.691	1.204.227	226,62
SPAIN	0	30.139	--	0	40.785	--
GREECE	21.816	164.635	654,65	23.199	293.334	1.164,43
POLAND	0	247.724	--	0	417.302	--
ROMANIA	0	18.900	--	0	38.222	--
UKRAINE	25.802	0	-100,00	26.368	0	-100,00
-KAYU GERGAJIAN	35.525.243	4.243.452	-88,06	35.174.772	4.013.684	-88,59
JAPAN	9.111.133	1.072.159	-88,23	10.676.626	1.413.561	-86,76
HONG KONG	98.703	88.968	-9,86	96.293	53.379	-44,57
KOREA, REPUBLIC OF	3.014.511	784.498	-73,98	2.379.739	579.293	-75,66
TAIWAN	8.062.528	65.632	-99,19	4.737.478	46.244	-99,02
CHINA	3.101.134	325.237	-89,51	1.433.516	197.058	-86,25
THAILAND	24.476	0	-100,00	41.912	0	-100,00
SINGAPORE	454.250	163.942	-63,91	401.791	83.996	-79,09
MALAYSIA	988.263	393.767	-60,16	719.309	302.329	-57,97
VIET NAM	1.243.246	50.483	-95,94	538.470	37.350	-93,06
INDIA	4.340	0	-100,00	7.796	0	-100,00
KUWAIT	205.590	0	-100,00	175.255	0	-100,00
UNITED ARAB EMIRATES	21.066	0	-100,00	30.555	0	-100,00
REUNION	9.537	0	-100,00	13.003	0	-100,00
SOUTH AFRICA	320.015	38.248	-88,05	332.408	50.047	-84,94
AUSTRALIA	476.710	214.230	-55,06	496.314	356.975	-28,07
NEW ZEALAND	60.725	32.248	-46,90	36.558	13.849	-62,12
UNITED STATES	576.098	520.096	-9,72	659.563	117.469	-82,19
CANADA	76.059	0	-100,00	75.538	0	-100,00
UNITED KINGDOM	254.132	126.258	-50,32	533.845	255.314	-52,17
NETHERLANDS	2.071.535	152.172	-92,65	2.932.011	230.336	-92,14
FRANCE	292.210	12.885	-95,59	422.428	18.706	-95,57
GERMANY, FED. REP. OF	3.423.164	20.301	-99,41	5.636.704	48.747	-99,14
BELGIUM	303.190	25.833	-91,48	505.248	53.851	-89,34
DENMARK	40.592	0	-100,00	94.546	0	-100,00
NORWAY	0	11.867	--	0	13.275	--
FINLAND	29.962	114.225	281,23	31.126	108.719	249,29
ITALY	898.919	3.842	-99,57	1.564.630	10.683	-99,32

TABEL 5. PERKEMBANGAN EKSPOR INDONESIA MENURUT KOMODITI DAN NEGARA TUJUAN

JENIS BARANG	BERAT BERSIH (KG)		PERUB	NILAI FOB (US \$)		PERUB
	JAN-JAN 2007	JAN-JAN 2008	%	JAN-JAN 2007	JAN-JAN 2008	%
(1)	(2)	(3)	(4)	(5)	(6)	(7)
SPAIN	21.265	0	-100,00	34.550	0	-100,00
GREECE	83.237	0	-100,00	122.380	0	-100,00
POLAND	237.463	12.836	-94,59	413.483	11.754	-97,16
AZERBAIJAN	2.190	0	-100,00	3.113	0	-100,00
SLOVENIA	19.000	13.725	-27,76	28.584	10.749	-62,40
-KAYU OLAHAN LAIN	152.414.342	84.140.804	-44,79	117.081.102	98.620.137	-15,77
JAPAN	28.217.869	21.787.666	-22,79	14.576.473	10.650.537	-26,93
HONG KONG	1.606.613	2.247.481	39,89	1.260.839	2.326.470	84,52
KOREA, REPUBLIC OF	6.077.931	4.574.261	-24,74	5.006.945	4.924.232	-1,65
TAIWAN	4.715.525	2.521.769	-46,52	3.007.284	1.944.232	-35,35
CHINA	49.045.712	6.820.122	-86,09	10.546.262	5.634.345	-46,57
MACAU	36.000	0	-100,00	29.968	0	-100,00
THAILAND	287.542	98.984	-65,58	181.807	119.823	-34,09
SINGAPORE	2.420.094	1.136.902	-53,02	1.480.067	1.429.915	-3,39
PHILIPPINES	519.317	558.247	7,50	112.840	209.109	85,31
MALAYSIA	2.468.839	1.156.396	-53,16	1.407.839	668.595	-52,51
BRUNEI DARUSSALAM	10.599	14.615	37,89	13.720	6.660	-51,46
VIET NAM	2.098.598	665.014	-68,31	699.084	287.900	-58,82
MALDIVES	26.927	20.717	-23,06	100.740	119.891	19,01
INDIA	597.770	580.549	-2,88	330.344	421.370	27,55
PAKISTAN	209.070	3.835	-98,17	85.575	7.181	-91,61
SRI LANKA	4.613	12.350	167,72	3.296	16.150	389,99
IRAQ	0	29.520	--	0	10.972	--
IRAN (ISLAMIC REPUBLIC OF)	57.874	74.584	28,87	98.584	56.823	-42,36
SAUDI ARABIA	2.293.166	899	-99,96	499.375	15.519	-96,89
ISRAEL	0	21.094	--	0	33.303	--
KUWAIT	561.813	175.591	-68,75	292.502	114.264	-60,94
JORDAN	2.591	12.270	373,56	3.000	18.577	519,23
LEBANON	27.659	1.705	-93,84	6.205	1.510	-75,66
YEMEN	36.000	18.000	-50,00	9.377	7.450	-20,55
OMAN	0	15.260	--	0	8.989	--
TURKEY	348.078	345.224	-0,82	453.304	489.513	7,99
UNITED ARAB EMIRATES	1.243.974	808.900	-34,97	707.988	644.377	-8,98
QATAR	19.558	71.807	267,15	39.673	109.188	175,22
BAHRAIN	188.393	20.831	-88,94	67.623	37.333	-44,79
CYPRUS	8.989	24.168	168,86	10.048	30.987	208,39
EGYPT	28.631	50.623	76,81	44.510	71.377	60,36
LIBYAN ARAB JAMAHIRIYA	0	8.840	--	0	5.313	--
MOROCCO	26	0	-100,00	25	0	-100,00
TUNISIA	28.214	58.250	106,46	24.707	6.370	-74,22
SUDAN	0	17.993	--	0	60.762	--
TANZANIA, UNITED REPUBLIC OF	400	0	-100,00	11.687	0	-100,00
MADAGASCAR	3	0	-100,00	2	0	-100,00
REUNION	12.778	33.343	160,94	18.690	45.947	145,84
SENEGAL	0	20.610	--	0	21.375	--
U.S. VIRGIN ISLANDS	1.535	199	-87,04	2.890	195	-93,25
SEYCHELLES	13.234	11.929	-9,86	51.782	47.699	-7,88
SOUTH AFRICA	658.367	1.322.880	100,93	638.001	1.821.707	185,53
MAURITIUS	16.545	14.723	-11,01	5.551	60.202	984,53
AUSTRALIA	9.739.889	8.185.414	-15,96	11.560.508	10.315.633	-10,77
NEW ZEALAND	1.427.992	470.043	-67,08	1.482.178	441.543	-70,21
GUAM	8.763	358	-95,91	29.384	3.909	-86,70
NEW CALEDONIA	83.709	63.301	-24,38	92.356	93.580	1,33
NORTHERN MARIANA ISLANDS	80	0	-100,00	515	0	-100,00
SAINT VINCENT AND THE GRENADINES	0	63	--	0	75	--
VANUATU	2.724	3.285	20,59	1.517	8.192	440,01
WALLIS AND FUTUNA ISLANDS	3.549	2.169	-38,88	6.841	3.782	-44,72
COOK ISLANDS	326	0	-100,00	3.866	0	-100,00
FIJI	6.858	1.237	-81,96	4.020	1.576	-60,80
EAST TIMOR	31.330	13.792	-55,98	39.313	14.712	-62,58
UNITED STATES	9.224.051	6.518.323	-29,33	20.153.676	15.228.974	-24,44
CANADA	562.202	399.974	-28,86	1.191.363	846.289	-28,96
MEXICO	266.928	139.413	-47,77	700.257	277.477	-60,37
HONDURAS	18.984	3.967	-79,10	17.427	2.247	-87,11
NICARAGUA	0	2.003	--	0	2.428	--
PANAMA	58	388	568,97	26	880	3.284,62
CHILE	38.889	28.886	-25,72	78.186	39.929	-48,93
VENEZUELA	1.818	493	-72,88	3.300	627	-81,00
ARGENTINA	19.749	17.124	-13,29	26.966	25.489	-5,48
BRAZIL	24.579	10.339	-57,94	50.994	21.301	-58,23
COLOMBIA	9.053	6.979	-22,91	9.201	5.593	-39,21
URUGUAY	0	11.511	--	0	17.412	--
ECUADOR	0	298	--	0	692	--
PERU	0	221	--	0	2.155	--
TRINIDAD AND TOBAGO	16	0	-100,00	40	0	-100,00
BAHAMAS	1.714	3.389	97,72	2.192	4.026	83,67
JAMAICA	40.543	0	-100,00	89.587	0	-100,00

TABEL 5. PERKEMBANGAN EKSPOR INDONESIA MENURUT KOMODITI DAN NEGARA TUJUAN

JENIS BARANG	BERAT BERSIH (KG)		PERUB	NILAI FOB (US \$)		PERUB
	JAN-JAN 2007	JAN-JAN 2008	%	JAN-JAN 2007	JAN-JAN 2008	%
(1)	(2)	(3)	(4)	(5)	(6)	(7)
PUERTO RICO	1.678	12.162	624,79	3.638	38.403	955,61
DOMINICAN REPUBLIC	15.470	7.308	-52,76	28.877	11.382	-60,58
COSTA RICA	2.124	1.436	-32,39	5.348	2.620	-51,01
BARBADOS	2.955	0	-100,00	3.319	0	-100,00
ARUBA	9	268	2.877,78	16	862	5.287,50
BERMUDA	8.994	12.066	34,16	2.467	29.664	1.102,43
CAYMAN ISLANDS	901	180	-80,02	243	47	-80,66
DOMINICA	1.053	0	-100,00	2.036	0	-100,00
FRENCH GUIANA	2.867	6	-99,79	4.445	37	-99,17
FRENCH POLYNESIA	26.484	22.014	-16,88	41.178	35.209	-14,50
GRENADA	0	5.760	--	0	26.892	--
MARTINIQUE	2.767	7.655	176,65	4.622	23.293	403,96
NETHERLANDS ANTILLES	4.746	63.207	1.231,80	13.800	270.252	1.858,35
TURKS AND CAICOS ISLANDS	42.493	41.495	-2,35	32.595	70.370	115,89
GUADELOUPE	11.421	9.225	-19,23	157.243	17.400	-88,93
UNITED KINGDOM	3.474.653	2.902.460	-16,47	6.415.292	5.761.703	-10,19
NETHERLANDS	9.338.190	5.257.083	-43,70	11.543.698	7.014.601	-39,23
FRANCE	1.675.947	2.452.392	46,33	2.502.839	4.432.708	77,11
GERMANY, FED. REP. OF	3.625.418	3.502.724	-3,38	5.277.825	5.567.516	5,49
AUSTRIA	6.560	2.194	-66,55	32.422	6.898	-78,72
BELGIUM	3.157.317	2.019.787	-36,03	3.651.773	2.800.106	-23,32
SWITZERLAND	31.502	12.179	-61,34	73.454	51.636	-29,70
LUXEMBOURG	45	0	-100,00	101	0	-100,00
DENMARK	624.634	873.694	39,87	894.639	1.704.458	90,52
NORWAY	579.000	539.583	-6,81	1.271.805	1.229.901	-3,29
SWEDEN	310.045	115.432	-62,77	485.158	368.697	-24,00
FINLAND	308.611	208.318	-32,50	472.347	253.794	-46,27
IRELAND	277.121	273.278	-1,39	603.629	573.101	-5,06
ITALY	1.326.914	1.725.261	30,02	2.648.367	3.415.220	28,96
SPAIN	728.345	1.025.874	40,85	1.395.564	2.140.148	53,35
PORTUGAL	227.842	286.035	25,54	372.978	608.917	63,26
GREECE	210.826	157.292	-25,39	327.002	286.604	-12,35
HUNGARY	7.736	3.801	-50,87	7.834	6.290	-19,71
POLAND	667.514	674.376	1,03	859.916	822.815	-4,31
ROMANIA	1.681	44.176	2.527,96	3.454	81.416	2.257,15
BULGARIA	19.710	35.390	79,55	28.669	65.940	130,00
YUGOSLAVIA	1.319	0	-100,00	1.685	0	-100,00
AZERBAIJAN	18.751	0	-100,00	17.160	0	-100,00
KAZAKHSTAN	39.206	76.533	95,21	42.044	136.815	225,41
UKRAINE	36.334	77.812	114,16	53.983	121.860	125,74
LITHUANIA	30	5.268	17.460,00	161	12.766	7.829,19
LATVIA	14.500	88.531	510,56	16.204	119.578	637,95
ESTONIA	1.788	82.171	4.495,69	1.780	101.140	5.582,02
CROATIA	7.723	54.188	601,64	29.005	90.044	210,44
BOSNIA AND HERZEGOVINA	0	1.169	--	0	5.382	--
MALTA	2.853	993	-65,19	5.753	4.190	-27,17
SLOVENIA	0	4.156	--	0	2.837	--
CZECH REPUBLIC	52.713	34.401	-34,74	177.716	93.474	-47,40
RUSSIA FEDERATION	110.901	180.350	62,62	194.698	368.468	89,25
-TIMAH	3.191.097	29.344.263	819,57	34.322.567	445.449.495	1.197,83
JAPAN	500	1.088.379	217.575,80	14.572	15.984.025	109.589,99
HONG KONG	1.298	521.019	40.040,14	16.334	8.432.583	51.525,95
KOREA, REPUBLIC OF	60.000	392.229	553,72	687.387	5.919.543	761,17
TAIWAN	0	237.376	--	0	3.676.105	--
CHINA	28.760	119.968	317,13	79.755	1.245.866	1.462,12
THAILAND	0	19.733	--	0	266.395	--
SINGAPORE	3.079.205	23.478.760	662,49	33.472.095	358.466.028	970,94
PHILIPPINES	0	20.403	--	0	342.883	--
MALAYSIA	4	2.926.620	73.165.400,00	63	44.486.892	70.614.014,29
VIET NAM	0	227.004	--	0	3.448.376	--
INDIA	0	304.128	--	0	3.154.954	--
AUSTRALIA	0	8.644	--	0	25.845	--
FRANCE	413	0	-100,00	270	0	-100,00
GERMANY, FED. REP. OF	20.917	0	-100,00	52.091	0	-100,00
-ALUMINIUM	29.056.389	21.846.287	-24,81	87.365.808	66.706.428	-23,65
JAPAN	20.042.486	10.674.784	-46,74	55.804.990	26.147.473	-53,14
HONG KONG	100.514	112.224	11,65	312.777	282.270	-9,75
KOREA, REPUBLIC OF	613.752	750.299	22,25	1.022.533	1.745.326	70,69
TAIWAN	129.613	303.960	134,51	411.988	954.141	131,59
CHINA	201.316	203.271	0,97	777.844	653.134	-16,03
PAPUA NEW GUINEA	1.071	138.031	12.788,05	9.096	463.371	4.994,23
THAILAND	575.905	729.831	26,73	2.013.475	2.624.041	30,32
SINGAPORE	747.110	761.698	1,95	2.642.578	2.792.760	5,68
PHILIPPINES	604.181	862.972	42,83	1.826.473	2.758.001	51,00
MALAYSIA	824.810	1.095.487	32,82	2.739.589	3.738.397	36,46
MYANMAR (FORM. BURMA)	37.113	0	-100,00	93.305	0	-100,00

TABEL 5. PERKEMBANGAN EKSPOR INDONESIA MENURUT KOMODITI DAN NEGARA TUJUAN

JENIS BARANG	BERAT BERSIH (KG)		PERUB	NILAI FOB (US \$)		PERUB
	JAN-JAN 2007	JAN-JAN 2008	%	JAN-JAN 2007	JAN-JAN 2008	%
(1)	(2)	(3)	(4)	(5)	(6)	(7)
BRUNEI DARUSSALAM	27.728	5.714	-79,39	92.215	48.802	-47,08
VIET NAM	311.188	140.392	-54,89	1.191.467	711.311	-40,30
MALDIVES	1.776	40	-97,75	1.583	912	-42,39
INDIA	22.100	116.380	426,61	98.357	450.647	358,17
PAKISTAN	3.352	84.208	2.412,17	15.380	309.548	1.912,67
BANGLADESH	0	35.105	--	0	138.666	--
SRI LANKA	0	23.051	--	0	69.905	--
SAUDI ARABIA	73.358	796.180	985,33	267.931	5.435.551	1.928,71
KUWAIT	0	5.190	--	0	3.600	--
YEMEN	0	873	--	0	2.453	--
TURKEY	8.338	35.122	321,23	36.630	146.389	299,64
UNITED ARAB EMIRATES	9.549	92.400	867,64	56.803	373.164	556,94
QATAR	177	0	-100,00	753	0	-100,00
BAHRAIN	0	157	--	0	6.215	--
EGYPT	600	0	-100,00	15.000	0	-100,00
MADAGASCAR	14.172	16.328	15,21	46.118	56.131	21,71
KENYA	0	7	--	0	248	--
REUNION	0	4.775	--	0	16.246	--
MOZAMBIQUE	0	90.653	--	0	417.965	--
NIGERIA	261	918	251,72	320	19.056	5.855,00
COTE D'IVOIRE	0	62.640	--	0	309.960	--
BENIN	0	125	--	0	68	--
U.S. VIRGIN ISLANDS	20	0	-100,00	34	0	-100,00
SOUTH AFRICA	1.329	19.919	1.398,80	9.900	142.898	1.343,41
ZAMBIA	0	1.056	--	0	12.342	--
MALAWI	22.324	0	-100,00	125.456	0	-100,00
MAURITIUS	34.139	40.188	17,72	106.204	138.283	30,21
AUSTRALIA	270.907	1.560.710	476,11	1.099.192	5.106.255	364,55
NEW ZEALAND	92.739	378.833	308,49	334.865	1.194.266	256,64
GUAM	0	243	--	0	1.620	--
NEW CALEDONIA	41.333	63.136	52,75	135.071	223.863	65,74
VANUATU	2.140	0	-100,00	17.895	0	-100,00
FIJI	29.409	13.009	-55,77	97.063	40.865	-57,90
KIRIBATI	0	148	--	0	1.608	--
EAST TIMOR	15	0	-100,00	42	0	-100,00
UNITED STATES	3.376.121	2.097.481	-37,87	12.418.585	7.085.877	-42,94
CANADA	446.427	237.109	-46,89	1.678.968	862.435	-48,63
CHILE	2.583	2.793	8,13	16.275	20.272	24,56
BRAZIL	2.224	4.358	95,95	7.890	25.410	222,05
PUERTO RICO	0	17.357	--	0	50.618	--
FRENCH POLYNESIA	1.254	43	-96,57	1.484	404	-72,78
UNITED KINGDOM	196.955	70.643	-64,13	1.001.600	347.977	-65,26
NETHERLANDS	16.589	5.390	-67,51	78.643	28.247	-64,08
FRANCE	72.511	26.055	-64,07	370.340	197.896	-46,56
GERMANY, FED. REP. OF	12.324	77.001	524,81	45.668	165.129	261,59
AUSTRIA	0	400	--	0	2.510	--
BELGIUM	42.581	8.345	-80,40	156.937	81.396	-48,13
DENMARK	523	35.368	6.662,52	3.942	107.636	2.630,49
NORWAY	1.860	0	-100,00	12.553	0	-100,00
SWEDEN	10.947	0	-100,00	40.110	0	-100,00
ITALY	15.901	11.256	-29,21	65.927	67.527	2,43
SPAIN	7.891	24.954	216,23	35.021	91.277	160,64
PORTUGAL	653	47	-92,80	2.935	161	-94,51
GREECE	0	106	--	0	283	--
HUNGARY	1.200	0	-100,00	7.974	0	-100,00
CROATIA	0	253	--	0	2.668	--
SLOVAKIA	3	0	-100,00	435	0	-100,00
SLOVENIA	0	7.271	--	0	30.954	--
RUSSIA FEDERATION	3.017	0	-100,00	17.594	0	-100,00
-NIKEL	79.570	10.241.216	12.770,70	733.135	178.646.823	24.267,52
JAPAN	19	10.236.178	53.874.521,05	49	178.622.334	364.535.275,51
KOREA, REPUBLIC OF	7.459	0	-100,00	27.190	0	-100,00
CHINA	4.542	4.310	-5,11	16.624	14.618	-12,07
SINGAPORE	6.967	161	-97,69	633.768	2.760	-99,56
PHILIPPINES	583	0	-100,00	10.504	0	-100,00
UNITED KINGDOM	0	567	--	0	7.111	--
NETHERLANDS	60.000	0	-100,00	45.000	0	-100,00
-BESI/BAJA	153.594.091	162.001.168	5,47	190.775.403	235.370.626	23,38
JAPAN	6.839.861	8.010.133	17,11	13.591.889	14.127.339	3,94
HONG KONG	938.557	73.233	-92,20	1.890.242	187.974	-90,06
KOREA, REPUBLIC OF	6.182.868	9.298.639	50,39	30.147.970	57.015.641	89,12
TAIWAN	2.539.964	3.231.690	27,23	13.247.983	21.577.305	62,87
CHINA	20.780.948	2.209.493	-89,37	4.062.600	3.996.808	-1,62
MACAU	48	0	-100,00	820	0	-100,00
PAPUA NEW GUINEA	678.813	88.885	-86,91	755.290	71.819	-90,49
THAILAND	1.767.771	8.399.903	375,17	3.336.749	11.885.151	256,19

TABEL 5. PERKEMBANGAN EKSPOR INDONESIA MENURUT KOMODITI DAN NEGARA TUJUAN

JENIS BARANG	BERAT BERSIH (KG)		PERUB	NILAI FOB (US \$)		PERUB
	JAN-JAN 2007	JAN-JAN 2008	%	JAN-JAN 2007	JAN-JAN 2008	%
(1)	(2)	(3)	(4)	(5)	(6)	(7)
SINGAPORE	35.513.282	55.702.899	56,85	37.449.088	50.411.923	34,61
PHILIPPINES	821.853	4.531.808	451,41	1.421.869	3.851.090	170,85
MALAYSIA	14.906.832	13.336.295	-10,54	11.150.627	10.818.697	-2,98
MYANMAR (FORM. BURMA)	21.751	37.077	70,46	65.939	78.951	19,73
CAMBODIA	0	543	--	0	22.500	--
BRUNEI DARUSSALAM	2.927	19.861	578,54	13.669	94.179	589,00
VIET NAM	12.010.443	10.468.599	-12,84	12.094.794	9.135.175	-24,47
MALDIVES	25.661	2.095	-91,84	23.820	4.000	-83,21
INDIA	8.892.438	2.653.018	-70,17	13.270.069	1.867.047	-85,93
PAKISTAN	934.807	963.027	3,02	1.047.596	659.576	-37,04
BANGLADESH	285.361	79.675	-72,08	258.082	158.206	-38,70
SRI LANKA	772.720	1.301.909	68,48	522.111	1.022.436	95,83
IRAN (ISLAMIC REPUBLIC OF)	628	5.499.610	875.634,08	2.773	3.039.317	109.503,93
SAUDI ARABIA	2.460.044	71.115	-97,11	2.692.149	478.116	-82,24
KUWAIT	34.325	1.450.978	4.127,18	45.072	4.917.325	10.809,93
JORDAN	0	60	--	0	8.000	--
YEMEN	353.764	399.164	12,83	586.715	725.332	23,63
OMAN	4.630	13.495	191,47	27.600	33.387	20,97
TURKEY	50.292	89.808	78,57	86.127	210.232	144,10
UNITED ARAB EMIRATES	2.712.812	3.231.173	19,11	2.373.573	4.100.852	72,77
QATAR	776.103	183.881	-76,31	3.355.801	1.185.484	-64,67
BAHRAIN	0	280	--	0	1.380	--
EGYPT	0	811.748	--	0	92.909	--
LIBYAN ARAB JAMAHIRIYA	81.546	0	-100,00	86.112	0	-100,00
TUNISIA	1.334	0	-100,00	5.000	0	-100,00
ALGERIA	505.880	15.684	-96,90	514.550	173.119	-66,36
SUDAN	816	10.329	1.165,81	6.255	34.883	457,68
MADAGASCAR	0	364.962	--	0	337.917	--
KENYA	47.824	44.907	-6,10	43.678	106.427	143,66
REUNION	938	3.114	231,98	1.684	3.558	111,28
GHANA	217.907	0	-100,00	397.515	0	-100,00
ANGOLA	0	36.153	--	0	38.482	--
CONGO	190.776	0	-100,00	473.294	0	-100,00
NIGERIA	68.716	22.087	-67,86	23.091	57.620	149,53
SENEGAL	0	281	--	0	353	--
MAURITANIA	0	42.962	--	0	137.896	--
BENIN	0	14	--	0	8	--
SEYCHELLES	237	0	-100,00	278	0	-100,00
DJIBOUTI	0	6.714	--	0	1.886	--
SOUTH AFRICA	135.705	118.636	-12,58	164.335	139.935	-14,85
MAURITIUS	498.244	518.522	4,07	673.395	856.265	27,16
AUSTRALIA	2.568.074	18.019.442	601,67	3.092.716	12.691.565	310,37
NEW ZEALAND	415.420	35.202	-91,53	357.738	178.438	-50,12
GUAM	5.732	37	-99,35	1.732	322	-81,41
NEW CALEDONIA	457	428	-6,35	341	1.435	320,82
VANUATU	78	892	1.043,59	23	2.237	9.626,09
WALLIS AND FUTUNA ISLANDS	86	158	83,72	167	276	65,27
COOK ISLANDS	47	0	-100,00	678	0	-100,00
FIJI	0	17.473	--	0	23.031	--
EAST TIMOR	506	29.000	5.631,23	246	93.948	38.090,24
UNITED STATES	2.770.564	3.684.841	33,00	6.006.903	9.957.437	65,77
CANADA	108.314	113.159	4,47	373.508	627.038	67,88
MEXICO	22.232	93.780	321,82	56.292	213.519	279,31
NICARAGUA	0	794	--	0	962	--
SURINAME	0	8.904	--	0	14.800	--
CHILE	35	541	1.445,71	31	5.968	19.151,61
VENEZUELA	11.204	1.848	-83,51	24.648	93.826	280,66
ARGENTINA	36.105	7.922	-78,06	181.199	71.230	-60,69
BRAZIL	65.307	186.239	185,17	184.073	480.687	161,14
COLOMBIA	774	20.131	2.500,90	1.186	44.077	3.616,44
URUGUAY	42.447	0	-100,00	183.310	0	-100,00
ECUADOR	0	19.171	--	0	56.296	--
PERU	20.002	108.431	442,10	61.883	173.983	181,15
PUERTO RICO	0	21	--	0	94	--
COSTA RICA	1.120	11	-99,02	482	45	-90,66
FRENCH GUIANA	732	0	-100,00	1.429	0	-100,00
FRENCH POLYNESIA	773	3.453	346,70	1.635	1.482	-9,36
MARTINIQUE	7	213	2.942,86	24	621	2.487,50
NETHERLANDS ANTILLES	138	1.319	855,80	727	4.725	549,93
GUADELOUPE	9	76	744,44	22	162	636,36
UNITED KINGDOM	51.841	5.133.885	9.803,14	163.006	3.450.749	2.016,95
NETHERLANDS	8.262.883	337.528	-95,92	5.323.357	786.332	-85,23
FRANCE	741.374	44.793	-93,96	2.584.667	255.595	-90,11
GERMANY, FED. REP. OF	8.184.794	193.689	-97,63	6.064.418	597.762	-90,14
AUSTRIA	0	441	--	0	665	--
BELGIUM	4.395.610	63.540	-98,55	2.952.876	292.714	-90,09
SWITZERLAND	17.886	2	-99,99	28.644	24	-99,92
DENMARK	11.333	257	-97,73	25.233	516	-97,96

TABEL 5. PERKEMBANGAN EKSPOR INDONESIA MENURUT KOMODITI DAN NEGARA TUJUAN

JENIS BARANG	BERAT BERSIH (KG)		PERUB	NILAI FOB (US \$)		PERUB
	JAN-JAN 2007	JAN-JAN 2008	%	JAN-JAN 2007	JAN-JAN 2008	%
(1)	(2)	(3)	(4)	(5)	(6)	(7)
NORWAY	3.944	6.871	74,21	9.880	16.040	62,35
SWEDEN	4.252	11.636	173,66	33.411	70.617	111,36
FINLAND	6.322	4.650	-26,45	54.145	11.926	-77,97
IRELAND	0	67	--	0	71	--
ITALY	1.686.732	190.855	-88,68	5.674.141	513.610	-90,95
SPAIN	76.771	20.131	-73,78	135.729	120.405	-11,29
PORTUGAL	378	0	-100,00	1.140	0	-100,00
GREECE	49.159	7.931	-83,87	205.750	16.486	-91,99
HUNGARY	82	0	-100,00	360	0	-100,00
POLAND	517	2.976	475,63	1.136	2.310	103,35
ROMANIA	133	363	172,93	275	1.710	521,82
BULGARIA	0	1.168	--	0	2.156	--
UKRAINE	0	15.542	--	0	28.271	--
CROATIA	96	8.132	8.370,83	129	24.773	19.103,88
BOSNIA AND HERZEGOVINA	0	170	--	0	798	--
MALTA	1.968.008	962	-99,95	1.060.721	3.249	-99,69
SLOVAKIA	0	72	--	0	2.058	--
CZECH REPUBLIC	2.294	382	-83,35	14.758	2.323	-84,26
RUSSIA FEDERATION	93	257.180	276.437,63	430	764.762	177.751,63
-TEMBAGA	18.272.834	24.084.371	31,80	110.487.473	203.969.929	84,61
JAPAN	356.949	260.250	-27,09	6.035.437	9.770.982	61,89
HONG KONG	416.319	674.036	61,90	2.894.616	4.563.354	57,65
KOREA, REPUBLIC OF	122.060	455.963	273,56	692.452	43.911.086	6.241,39
TAIWAN	1.572.053	1.710.317	8,80	7.927.657	10.763.306	35,77
CHINA	3.863.039	6.311.174	63,37	18.443.572	26.013.830	41,05
THAILAND	4.241.697	6.307.152	48,69	25.693.295	43.770.499	70,36
SINGAPORE	1.604.391	2.143.517	33,60	9.254.389	25.314.729	173,54
PHILIPPINES	1.650.603	1.660.087	0,57	11.603.370	12.056.365	3,90
MALAYSIA	3.888.815	3.569.983	-8,20	24.931.939	23.646.690	-5,16
MYANMAR (FORM. BURMA)	1.794	0	-100,00	14.062	0	-100,00
BRUNEI DARUSSALAM	48	0	-100,00	187	0	-100,00
VIET NAM	342.537	237.267	-30,73	2.114.502	1.636.241	-22,62
INDIA	21	79.918	380.461,90	83.105	564.560	579,33
PAKISTAN	0	96.525	--	0	653.700	--
IRAN (ISLAMIC REPUBLIC OF)	1.524	0	-100,00	21.810	0	-100,00
TURKEY	432	0	-100,00	345	0	-100,00
UNITED ARAB EMIRATES	55	0	-100,00	2.325	0	-100,00
MADAGASCAR	125.000	0	-100,00	62.500	0	-100,00
KENYA	0	5.984	--	0	27.882	--
AUSTRALIA	195	1.635	738,46	768	8.802	1.046,09
FIJI	249	0	-100,00	1.547	0	-100,00
UNITED STATES	46.871	547.466	1.068,03	490.107	1.137.305	132,05
CANADA	6.420	10.251	59,67	50.530	94.361	86,74
VENEZUELA	4	20	400,00	119	174	46,22
BRAZIL	5.534	0	-100,00	23.765	0	-100,00
UNITED KINGDOM	2.030	7.205	254,93	4.443	23.477	428,40
NETHERLANDS	0	2.209	--	0	1.972	--
FRANCE	590	13	-97,80	826	300	-63,68
GERMANY, FED. REP. OF	20.212	447	-97,79	77.337	5.180	-93,30
BELGIUM	1.259	94	-92,53	60.064	95	-99,84
SWEDEN	0	2.163	--	0	698	--
ITALY	1.321	14	-98,94	477	40	-91,61
SPAIN	52	362	596,15	214	700	227,10
PORTUGAL	760	0	-100,00	1.713	0	-100,00
GREECE	0	286	--	0	900	--
SLOVAKIA	0	33	--	0	2.701	--
-SENG	334.715	403.416	20,53	852.712	544.764	-36,11
JAPAN	151.694	332.798	119,39	338.899	437.369	29,06
TAIWAN	17.088	6.798	-60,22	12.665	1.980	-84,37
CHINA	45.637	26.740	-41,41	101.950	59.134	-42,00
PAPUA NEW GUINEA	0	172	--	0	165	--
THAILAND	0	47	--	0	25	--
SINGAPORE	37.406	0	-100,00	109.572	0	-100,00
PHILIPPINES	7.813	16.742	114,28	11.401	25.402	122,81
BRUNEI DARUSSALAM	1.025	0	-100,00	3.376	0	-100,00
VIET NAM	73.722	95	-99,87	274.555	534	-99,81
NIGERIA	0	20.000	--	0	20.000	--
EAST TIMOR	330	0	-100,00	294	0	-100,00
UNITED STATES	0	18	--	0	100	--
UNITED KINGDOM	0	6	--	0	55	--
-LOGAM TIDAK MULIA LAIN	5.248.215	74.655.546	1.322,49	13.749.518	18.510.795	34,63
JAPAN	609.357	773.043	26,86	2.506.245	2.958.185	18,03
HONG KONG	141.514	140.949	-0,40	422.305	421.179	-0,27
KOREA, REPUBLIC OF	46.660	56.703	21,52	76.856	188.298	145,00
TAIWAN	4.563	24.532	437,63	42.059	66.731	58,66

TABEL 5. PERKEMBANGAN EKSPOR INDONESIA MENURUT KOMODITI DAN NEGARA TUJUAN

JENIS BARANG	BERAT BERSIH (KG)		PERUB	NILAI FOB (US \$)		PERUB
	JAN-JAN 2007	JAN-JAN 2008	%	JAN-JAN 2007	JAN-JAN 2008	%
	(1)	(2)	(3)	(4)	(5)	(6)
CHINA	64.084	119.024	85,73	107.283	201.062	87,41
PAPUA NEW GUINEA	32.166	14.537	-54,81	70.971	55.692	-21,53
THAILAND	186.923	234.468	25,44	1.086.489	1.910.947	75,88
SINGAPORE	2.252.356	1.750.098	-22,30	3.092.451	2.527.101	-18,28
PHILIPPINES	181.877	172.229	-5,30	244.280	277.726	13,69
MALAYSIA	310.581	301.783	-2,83	784.754	1.323.588	68,66
MYANMAR (FORM. BURMA)	1.355	0	-100,00	7.209	0	-100,00
BRUNEI DARUSSALAM	62	0	-100,00	3.630	0	-100,00
VIET NAM	122.427	154.721	26,38	483.520	724.271	49,79
MALDIVES	460	225	-51,09	374	3.757	904,55
INDIA	62.504	69.202.909	110.617,57	179.941	2.092.575	1.062,92
PAKISTAN	2.664	18.399	590,65	10.090	70.891	602,59
BANGLADESH	1.328	0	-100,00	3.787	0	-100,00
SRI LANKA	44	22.875	51.888,64	798	37.655	4.618,67
IRAN (ISLAMIC REPUBLIC OF)	16	23.862	149.037,50	402	39.424	9.706,97
SAUDI ARABIA	121.734	31.933	-73,77	134.830	33.014	-75,51
KUWAIT	27.124	0	-100,00	37.059	0	-100,00
JORDAN	0	6.056	--	0	31.739	--
LEBANON	118	0	-100,00	29	0	-100,00
OMAN	5.086	6.000	17,97	3.965	5.985	50,95
SYRIA ARAB REPUBLIC	9.190	0	-100,00	299.149	0	-100,00
TURKEY	144	31.457	21.745,14	400	149.468	37.267,00
UNITED ARAB EMIRATES	111.264	291.431	161,93	138.023	371.907	169,45
QATAR	17.380	7.200	-58,57	27.705	7.404	-73,28
CYPRUS	0	17.530	--	0	21.100	--
EGYPT	19.626	9.622	-50,97	20.885	17.418	-16,60
ALGERIA	0	288	--	0	8.065	--
ETHIOPIA	0	39.600	--	0	40.556	--
TANZANIA, UNITED REPUBLIC OF	15.757	0	-100,00	44.830	0	-100,00
MADAGASCAR	1.288	0	-100,00	1.220	0	-100,00
KENYA	14.824	16.591	11,92	44.294	61.820	39,57
REUNION	240	51	-78,75	107	203	89,72
NIGERIA	40.233	139.725	247,29	100.158	330.840	230,32
BENIN	0	39.000	--	0	27.804	--
SOUTH AFRICA	29.682	36.799	23,98	51.284	76.499	49,17
MAURITIUS	0	905	--	0	7.737	--
AUSTRALIA	121.189	156.232	28,92	746.718	852.252	14,13
NEW ZEALAND	17.103	1.656	-90,32	52.163	10.661	-79,56
GUAM	426	0	-100,00	2.295	0	-100,00
NEW CALEDONIA	16.494	13.587	-17,62	55.943	48.560	-13,20
AMERICAN SAMOA	525	0	-100,00	192	0	-100,00
FIJI	4.936	0	-100,00	35.641	0	-100,00
SAMOA	978	0	-100,00	5.568	0	-100,00
TONGA	0	928	--	0	703	--
EAST TIMOR	1.291	0	-100,00	6.222	0	-100,00
UNITED STATES	186.045	173.057	-6,98	1.426.022	1.546.282	8,43
CANADA	13.277	26.614	100,45	140.394	181.476	29,26
MEXICO	1	2.488	248.700,00	4	1.416	35.300,00
CHILE	11.273	1.606	-85,75	67.260	18.617	-72,32
VENEZUELA	24	7	-70,83	718	60	-91,64
ARGENTINA	2.572	1.957	-23,91	21.151	17.368	-17,89
BRAZIL	775	8.572	1.006,06	1.130	86.886	7.589,03
COLOMBIA	0	110	--	0	7.782	--
BAHAMAS	0	464	--	0	552	--
COSTA RICA	0	3.749	--	0	9.892	--
ARUBA	0	764	--	0	1.238	--
FRENCH POLYNESIA	170	985	479,41	283	1.607	467,84
MARTINIQUE	0	670	--	0	700	--
NETHERLANDS ANTILLES	306	0	-100,00	7.392	0	-100,00
SAINT LUCIA	4.352	0	-100,00	7.436	0	-100,00
GUADELOUPE	144	32	-77,78	278	74	-73,38
SAINT KITTS AND NEVIS	27	0	-100,00	377	0	-100,00
UNITED KINGDOM	184.150	271.931	47,67	433.355	567.003	30,84
NETHERLANDS	24.307	15.482	-36,31	133.835	86.810	-35,14
FRANCE	20.838	8.193	-60,68	68.751	45.025	-34,51
GERMANY, FED. REP. OF	23.364	71.969	208,03	159.404	372.941	133,96
AUSTRIA	0	3.308	--	0	72.068	--
BELGIUM	7.834	35.588	354,28	32.772	94.006	186,85
SWITZERLAND	196	1.250	537,76	2.655	35.084	1.221,43
DENMARK	839	75	-91,06	12.871	430	-96,66
NORWAY	890	64	-92,81	14.320	200	-98,60
SWEDEN	10.146	13.656	34,59	42.955	52.581	22,41
FINLAND	180	0	-100,00	245	0	-100,00
IRELAND	17.414	62.186	257,10	22.476	97.522	333,89
ITALY	99.563	33.616	-66,24	125.963	76.285	-39,44
SPAIN	31.166	47.684	53,00	66.357	83.771	26,24
PORTUGAL	0	1.428	--	0	4.445	--
GREECE	599	10.942	1.726,71	1.893	21.333	1.026,94

TABEL 5. PERKEMBANGAN EKSPOR INDONESIA MENURUT KOMODITI DAN NEGARA TUJUAN

JENIS BARANG	BERAT BERSIH (KG)		PERUB	NILAI FOB (US \$)		PERUB
	JAN-JAN 2007	JAN-JAN 2008	%	JAN-JAN 2007	JAN-JAN 2008	%
(1)	(2)	(3)	(4)	(5)	(6)	(7)
HUNGARY	102	0	-100,00	210	0	-100,00
BULGARIA	739	0	-100,00	1.215	0	-100,00
ESTONIA	9.037	0	-100,00	22.602	0	-100,00
CROATIA	0	119	--	0	1.262	--
SLOVAKIA	312	0	-100,00	3.070	0	-100,00
RUSSIA FEDERATION	0	32	--	0	23.262	--
-PAKAIAN JADI	32.602.370	36.052.694	10,58	490.666.015	519.789.675	5,94
JAPAN	831.221	821.992	-1,11	12.426.177	10.335.423	-16,83
HONG KONG	41.343	58.773	42,16	807.549	1.398.405	73,17
KOREA, REPUBLIC OF	138.824	93.877	-32,38	2.603.299	1.605.033	-38,35
TAIWAN	29.779	25.243	-15,23	604.003	456.855	-24,36
CHINA	40.564	85.187	110,01	394.144	1.308.481	231,98
PAPUA NEW GUINEA	11.163	11.948	7,03	47.862	31.024	-35,18
THAILAND	84.856	115.345	35,93	939.915	1.027.938	9,36
SINGAPORE	661.680	367.062	-44,53	6.261.613	3.428.003	-45,25
PHILIPPINES	17.179	24.738	44,00	247.750	274.138	10,65
MALAYSIA	602.382	710.878	18,01	2.435.216	3.135.358	28,75
CAMBODIA	3	1.193	39.666,67	5	8.272	165.340,00
BRUNEI DARUSSALAM	8.515	35.573	317,77	37.429	234.291	525,96
VIET NAM	20.028	21.544	7,57	191.791	209.284	9,12
MALDIVES	2.150	3.560	65,58	33.234	8.354	-74,86
INDIA	8.684	29.738	242,45	80.237	300.255	274,21
PAKISTAN	104.796	86.268	-17,68	777.224	1.182.188	52,10
BANGLADESH	79	4.168	5.175,95	517	8.130	1.472,53
SRI LANKA	128.749	82.924	-35,59	710.332	519.425	-26,88
IRAN (ISLAMIC REPUBLIC OF)	27.806	20.240	-27,21	335.640	108.147	-67,78
SAUDI ARABIA	549.837	554.558	0,86	4.276.452	5.456.960	27,60
ISRAEL	0	90	--	0	1.584	--
KUWAIT	31.591	27.449	-13,11	215.619	228.233	5,85
JORDAN	26	199	665,38	982	1.777	80,96
LEBANON	870	258	-70,34	35.808	12.044	-66,37
YEMEN	25.040	35.932	43,50	252.982	266.719	5,43
OMAN	5.419	1.450	-73,24	99.596	5.717	-94,26
TURKEY	18.190	25.629	40,90	428.498	591.932	38,14
UNITED ARAB EMIRATES	772.934	865.593	11,99	8.960.912	8.788.707	-1,92
QATAR	603	357	-40,80	11.006	16.906	53,61
BAHRAIN	6.513	13.670	109,89	13.302	47.348	255,95
CYPRUS	946	973	2,85	15.860	18.038	13,73
EGYPT	121.749	144.790	18,93	1.019.501	1.703.113	67,05
MOROCCO	143	129	-9,79	7.184	4.345	-39,52
ALGERIA	0	38.378	--	0	482.612	--
SUDAN	204.904	161.519	-21,17	2.046.882	1.918.955	-6,25
ETHIOPIA	12.540	0	-100,00	125.400	0	-100,00
TANZANIA, UNITED REPUBLIC OF	150.875	200.080	32,61	72.840	98.262	34,90
MADAGASCAR	8.046	16.839	109,28	9.693	8.604	-11,23
SOMALIA	21.529	8.385	-61,05	184.264	86.406	-53,11
KENYA	102.058	46.894	-54,05	366.405	127.479	-65,21
REUNION	873	1.819	108,36	12.420	4.497	-63,79
MOZAMBIQUE	6.695	48.935	630,92	95.019	319.898	236,67
TOGO	662.844	998.488	50,64	990.112	1.351.587	36,51
GHANA	126.810	0	-100,00	102.786	0	-100,00
LIBERIA	36.024	25.600	-28,94	36.800	25.600	-30,43
GUINEA	177.582	144.835	-18,44	203.270	184.300	-9,33
ANGOLA	97.535	170.015	74,31	9.379	9.890	5,45
CONGO	48.000	48.000	0,00	70.400	70.400	0,00
CAMEROON	155.019	60.000	-61,30	211.410	93.280	-55,88
NIGERIA	60.768	31.441	-48,26	271.520	119.757	-55,89
GABON	14.000	17.804	27,17	9.625	10.633	10,47
COTE D'IVOIRE	6	48.000	799.900,00	318	50.504	15.781,76
SENEGAL	313.621	399.132	27,27	315.129	317.512	0,76
MAURITANIA	2.287	5.320	132,62	50.036	8.750	-82,51
BENIN	286.963	347.638	21,14	1.045.969	1.769.712	69,19
GAMBIA	13.600	35.250	159,19	12.800	59.000	360,94
U.S. VIRGIN ISLANDS	56	0	-100,00	477	0	-100,00
SEYCHELLES	36	98	172,22	168	189	12,50
UGANDA	19.996	0	-100,00	34.246	0	-100,00
NIGER	64.796	0	-100,00	498.960	0	-100,00
DJIBOUTI	8.559	32.450	279,13	202.108	138.441	-31,50
SOUTH AFRICA	86.010	89.231	3,74	781.722	1.072.934	37,25
ZIMBABWE	33	0	-100,00	223	0	-100,00
MALAWI	0	11.959	--	0	6.975	--
MAURITIUS	3.677	1.514	-58,83	32.170	4.758	-85,21
AUSTRALIA	164.786	143.351	-13,01	3.539.719	2.860.071	-19,20
NEW ZEALAND	13.170	20.372	54,68	300.684	250.431	-16,71
GUAM	988	0	-100,00	9.218	0	-100,00
NEW CALEDONIA	4.619	5.461	18,23	35.473	61.892	74,48
NORTHERN MARIANA ISLANDS	5	0	-100,00	27	0	-100,00

TABEL 5. PERKEMBANGAN EKSPOR INDONESIA MENURUT KOMODITI DAN NEGARA TUJUAN

JENIS BARANG	BERAT BERSIH (KG)		PERUB	NILAI FOB (US \$)		PERUB
	JAN-JAN 2007	JAN-JAN 2008	%	JAN-JAN 2007	JAN-JAN 2008	%
(1)	(2)	(3)	(4)	(5)	(6)	(7)
VANUATU	3.333	958	-71,26	1.875	2.454	30,88
WALLIS AND FUTUNA ISLANDS	0	3.528	--	0	6.151	--
COOK ISLANDS	138	0	-100,00	2.408	0	-100,00
FIJI	3.123	4.324	38,46	3.036	11.177	268,15
EAST TIMOR	325	476	46,46	7.594	12.537	65,09
UNITED STATES	18.527.567	20.791.726	12,22	311.615.407	317.189.513	1,79
CANADA	522.180	542.526	3,90	10.543.581	12.424.360	17,84
MEXICO	155.035	200.787	29,51	2.726.472	3.346.997	22,76
GUATEMALA	174	0	-100,00	2.801	0	-100,00
NICARAGUA	0	203	--	0	247	--
PANAMA	188.385	152.160	-19,23	1.476.687	1.333.735	-9,68
CHILE	14.773	17.599	19,13	137.031	285.668	108,47
VENEZUELA	1.332	825	-38,06	43.142	36.538	-15,31
ARGENTINA	24.803	8.573	-65,44	500.536	191.870	-61,67
BRAZIL	141.981	93.680	-34,02	1.354.094	1.321.055	-2,44
COLOMBIA	148	157	6,08	3.759	4.474	19,02
BOLIVIA	0	8	--	0	343	--
URUGUAY	1.279	3.897	204,69	28.348	88.625	212,63
PARAGUAY	7	117	1.571,43	127	836	558,27
ECUADOR	7.305	2.917	-60,07	67.883	49.844	-26,57
PERU	53	452	752,83	3.839	16.038	317,77
BAHAMAS	2.166	913	-57,85	2.770	1.085	-60,83
JAMAICA	5.088	0	-100,00	12.796	0	-100,00
PUERTO RICO	28.714	11.938	-58,42	316.300	101.569	-67,89
DOMINICAN REPUBLIC	467	1.331	185,01	3.892	2.780	-28,57
COSTA RICA	2.237	156	-93,03	9.059	4.084	-54,92
ANTIGUA AND BARBUDA	0	15	--	0	229	--
ARUBA	0	130	--	0	418	--
CAPE VERDE	217	0	-100,00	120	0	-100,00
CAYMAN ISLANDS	0	192	--	0	50	--
FRENCH GUIANA	2.840	0	-100,00	21.951	0	-100,00
FRENCH POLYNESIA	19.980	6.635	-66,79	53.733	21.587	-59,83
MARTINIQUE	3.237	2.556	-21,04	15.394	11.408	-25,89
NETHERLANDS ANTILLES	7.369	17.120	132,32	77.340	157.667	103,86
SAINT LUCIA	0	38	--	0	1.178	--
GUADELOUPE	866	1.479	70,79	6.165	4.336	-29,67
SAINT KITTS AND NEVIS	266	165	-37,97	3.670	1.380	-62,40
UNITED KINGDOM	1.426.709	1.302.408	-8,71	24.127.924	23.638.423	-2,03
NETHERLANDS	545.400	573.151	5,09	11.387.395	11.731.966	3,03
FRANCE	381.923	498.378	30,49	7.585.724	10.063.573	32,66
GERMANY, FED. REP. OF	1.847.278	2.473.830	33,92	33.889.732	46.246.821	36,46
AUSTRIA	32.643	25.183	-22,85	713.615	642.379	-9,98
BELGIUM	435.727	648.595	48,85	9.142.094	13.807.806	51,04
SWITZERLAND	63.408	60.308	-4,89	1.195.253	1.262.510	5,63
DENMARK	40.328	46.206	14,58	538.715	569.865	5,78
NORWAY	29.058	25.108	-13,59	478.723	515.167	7,61
SWEDEN	74.754	62.519	-16,37	1.348.816	994.659	-26,26
FINLAND	3.768	256	-93,21	44.177	4.602	-89,58
IRELAND	34.466	49.739	44,31	570.839	727.324	27,41
ITALY	273.416	332.684	21,68	6.444.688	7.411.840	15,01
SPAIN	285.784	225.312	-21,16	4.204.777	3.810.865	-9,37
PORTUGAL	7.891	3.414	-56,74	33.281	35.297	6,06
GREECE	26.701	13.894	-47,96	199.272	361.893	81,61
DEMOCRATIC REPUBLIC OF THE CONG	50.664	23.998	-52,63	64.147	14.983	-76,64
HUNGARY	8.123	2.195	-72,98	79.427	43.048	-45,80
POLAND	20.768	50.626	143,77	364.626	632.374	73,43
ROMANIA	996	812	-18,47	35.046	17.448	-50,21
BULGARIA	295	185	-37,29	10.059	2.327	-76,87
YUGOSLAVIA	483	767	58,80	7.853	12.559	59,93
KAZAKHSTAN	25	1.856	7.324,00	1.369	53.663	3.819,87
MOLDOVA, REPUBLIC OF	27	0	-100,00	762	0	-100,00
UKRAINE	87.195	164.474	88,63	1.211.354	2.032.002	67,75
LATVIA	0	1.229	--	0	11.390	--
ESTONIA	874	352	-59,73	17.136	10.101	-41,05
CROATIA	4.359	289	-93,37	6.262	11.589	85,07
MALTA	10.044	17.261	71,85	30.038	133.476	344,36
SLOVAKIA	3.995	2.223	-44,36	78.399	41.669	-46,85
SLOVENIA	352	1.993	466,19	5.373	28.741	434,92
CZECH REPUBLIC	12.799	12.794	-0,04	385.303	470.351	22,07
RUSSIA FEDERATION	63.757	132.938	108,51	1.472.715	3.582.975	143,29
-KAIN TENUN	22.407.507	22.854.130	1,99	114.076.565	119.471.409	4,73
JAPAN	2.817.036	2.663.805	-5,44	11.887.507	11.538.928	-2,93
HONG KONG	678.544	268.535	-60,42	3.815.053	1.679.368	-55,98
KOREA, REPUBLIC OF	393.854	325.165	-17,44	1.414.180	1.420.528	0,45
TAIWAN	556.890	387.165	-30,48	3.607.962	2.312.771	-35,90
CHINA	525.764	728.930	38,64	3.899.041	3.090.290	-20,74
MACAU	1.417	13.723	868,45	8.642	82.067	849,63

TABEL 5. PERKEMBANGAN EKSPOR INDONESIA MENURUT KOMODITI DAN NEGARA TUJUAN

JENIS BARANG	BERAT BERSIH (KG)		PERUB	NILAI FOB (US \$)		PERUB
	JAN-JAN 2007	JAN-JAN 2008	%	JAN-JAN 2007	JAN-JAN 2008	%
(1)	(2)	(3)	(4)	(5)	(6)	(7)
PAPUA NEW GUINEA	16.899	30.369	79,71	65.081	190.864	193,27
THAILAND	556.572	552.261	-0,77	2.672.760	3.094.719	15,79
SINGAPORE	298.512	279.179	-6,48	1.679.928	1.894.016	12,74
PHILIPPINES	379.580	162.018	-57,32	3.855.884	984.922	-74,46
MALAYSIA	1.478.127	1.498.202	1,36	5.348.253	5.499.897	2,84
MYANMAR (FORM. BURMA)	60.247	107.860	79,03	326.515	652.472	99,83
CAMBODIA	80.290	116.314	44,87	344.131	545.785	58,60
BRUNEI DARUSSALAM	3.889	4.471	14,97	23.957	20.909	-12,72
LAO PEOPLE'S DEMOCRATIC REPUBLI	0	26.981	--	0	100.677	--
VIET NAM	255.394	286.754	12,28	1.465.012	1.758.874	20,06
MALDIVES	0	50	--	0	127	--
INDIA	232.968	352.684	51,39	1.483.344	1.903.447	28,32
PAKISTAN	73.982	21.289	-71,22	242.637	107.128	-55,85
BANGLADESH	752.543	449.448	-40,28	3.678.311	2.020.055	-45,08
SRI LANKA	316.948	320.446	1,10	1.811.364	2.468.658	36,29
IRAN (ISLAMIC REPUBLIC OF)	5.212	121.365	2.228,57	15.000	786.579	5.143,86
SAUDI ARABIA	706.615	952.277	34,77	3.926.573	6.294.956	60,32
KUWAIT	173.760	78.488	-54,83	1.372.069	780.419	-43,12
JORDAN	92.439	125.898	36,20	562.268	733.823	30,51
LEBANON	7.359	46.726	534,95	42.487	256.330	503,31
YEMEN	111.115	101.401	-8,74	560.155	532.211	-4,99
OMAN	14.813	70.445	375,56	98.712	502.421	408,98
SYRIA ARAB REPUBLIC	112.273	197.720	76,11	665.219	1.065.167	60,12
TURKEY	1.971.420	2.528.945	28,28	8.356.673	12.684.809	51,79
UNITED ARAB EMIRATES	1.984.592	1.957.107	-1,38	12.308.466	13.274.380	7,85
QATAR	8.507	10.348	21,64	42.452	49.435	16,45
BAHRAIN	5.828	2.632	-54,84	65.654	26.797	-59,18
CYPRUS	3.618	11.903	228,99	22.793	82.923	263,81
EGYPT	35.494	85.721	141,51	86.719	635.657	633,01
LIBYAN ARAB JAMAHIRIYA	78.082	34.866	-55,35	385.104	214.226	-44,37
MOROCCO	49.902	94.021	88,41	253.473	598.611	136,16
TUNISIA	6.259	8.408	34,33	20.434	51.405	151,57
ALGERIA	0	94.847	--	0	390.359	--
SUDAN	18.530	35.059	89,20	115.523	218.212	88,89
LESOTHO	52.287	146.712	180,59	145.232	444.448	206,03
ETHIOPIA	6.488	20.868	221,64	46.999	97.762	108,01
MADAGASCAR	21.149	0	-100,00	75.749	0	-100,00
SOMALIA	11.745	0	-100,00	60.762	0	-100,00
KENYA	155.948	72.225	-53,69	777.577	372.291	-52,12
MOZAMBIQUE	0	10.796	--	0	95.346	--
TOGO	0	5.022	--	0	2.640	--
GHANA	45.755	11.730	-74,36	156.829	54.692	-65,13
CAMEROON	15.099	0	-100,00	88.812	0	-100,00
GABON	0	5.240	--	0	3.135	--
COTE D'IVOIRE	0	10.357	--	0	43.867	--
SENEGAL	0	1.238	--	0	1.125	--
MALI	0	77.140	--	0	476.400	--
BENIN	11.596	0	-100,00	43.548	0	-100,00
GAMBIA	0	1.081	--	0	5.600	--
NIGER	0	54.405	--	0	223.035	--
DJIBOUTI	9.883	0	-100,00	34.503	0	-100,00
SOUTH AFRICA	297.434	344.051	15,67	1.427.514	1.640.563	14,92
ZIMBABWE	54.027	66.172	22,48	195.873	243.951	24,55
MAURITIUS	40.311	119.145	195,56	201.651	353.185	75,15
AUSTRALIA	329.049	252.053	-23,40	1.054.993	1.172.461	11,13
NEW ZEALAND	47.172	21.131	-55,20	285.444	160.862	-43,64
VANUATU	422	0	-100,00	123	0	-100,00
FIJI	18.104	5.421	-70,06	69.358	43.786	-36,87
UNITED STATES	1.143.437	940.145	-17,78	8.085.648	8.534.970	5,56
CANADA	87.378	51.861	-40,65	588.343	377.390	-35,86
MEXICO	344.154	298.975	-13,13	1.589.015	1.407.549	-11,42
GUATEMALA	9.659	58.221	502,76	86.549	472.502	445,94
HONDURAS	21.852	12.910	-40,92	305.586	78.794	-74,22
NICARAGUA	44	94.939	215.670,45	185	367.996	198.816,76
PANAMA	66.098	152.911	131,34	274.273	758.237	176,45
SURINAME	0	2.600	--	0	11.133	--
CHILE	60.939	16.923	-72,23	201.604	120.977	-39,99
VENEZUELA	8.930	10.521	17,82	60.896	40.034	-34,26
ARGENTINA	10.384	11.700	12,67	56.384	74.949	32,93
BRAZIL	101.985	196.936	93,10	720.295	1.156.819	60,60
COLOMBIA	47.640	28.512	-40,15	285.088	161.660	-43,29
URUGUAY	0	7.074	--	0	24.614	--
PARAGUAY	0	8.903	--	0	61.862	--
ECUADOR	5.599	0	-100,00	23.576	0	-100,00
PERU	27.513	72.563	163,74	170.452	445.950	161,63
JAMAICA	0	470	--	0	3.997	--
DOMINICAN REPUBLIC	30.519	0	-100,00	181.583	0	-100,00
EL SALVADOR	0	29.859	--	0	162.785	--

TABEL 5. PERKEMBANGAN EKSPOR INDONESIA MENURUT KOMODITI DAN NEGARA TUJUAN

JENIS BARANG	BERAT BERSIH (KG)		PERUB	NILAI FOB (US \$)		PERUB
	JAN-JAN 2007	JAN-JAN 2008	%	JAN-JAN 2007	JAN-JAN 2008	%
(1)	(2)	(3)	(4)	(5)	(6)	(7)
FRENCH POLYNESIA	3.115	420	-86,52	33.395	14.252	-57,32
MARTINIQUE	14	0	-100,00	175	0	-100,00
UNITED KINGDOM	463.353	474.549	2,42	2.758.843	1.964.055	-28,81
NETHERLANDS	499.630	569.804	14,05	2.068.080	2.591.977	25,33
FRANCE	120.247	108.190	-10,03	1.418.334	1.188.044	-16,24
GERMANY, FED. REP. OF	455.668	533.387	17,06	2.329.653	2.528.017	8,51
AUSTRIA	359	241	-32,87	4.425	2.823	-36,20
BELGIUM	418.144	437.711	4,68	1.232.527	1.283.310	4,12
SWITZERLAND	0	40	--	0	95	--
DENMARK	25.347	10.116	-60,09	172.581	56.283	-67,39
NORWAY	22.037	2.997	-86,40	97.022	17.127	-82,35
SWEDEN	1.584	5.964	276,52	12.733	36.025	182,93
FINLAND	65.718	36.593	-44,32	422.351	244.527	-42,10
ITALY	1.377.418	1.550.700	12,58	4.726.038	5.260.715	11,31
SPAIN	507.096	298.086	-41,22	1.921.791	1.345.402	-29,99
PORTUGAL	50.463	100.605	99,36	214.829	438.353	104,05
GREECE	22.093	99.132	348,70	165.871	571.850	244,76
HUNGARY	17.927	36.453	103,34	148.495	251.101	69,10
POLAND	142.022	103.806	-26,91	889.617	671.066	-24,57
ROMANIA	0	3.943	--	0	41.275	--
BULGARIA	13.107	791	-93,97	72.811	13.092	-82,02
BELARUS	33.622	3.247	-90,34	235.153	32.737	-86,08
KAZAKHSTAN	0	94	--	0	3.214	--
UKRAINE	80.558	55.578	-31,01	573.386	411.168	-28,29
UZBEKISTAN	39.378	19.791	-49,74	105.096	72.405	-31,11
LATVIA	3.750	210	-94,40	10.313	2.724	-73,59
ESTONIA	0	7.735	--	0	25.795	--
MALTA	114	8	-92,98	771	102	-86,77
SLOVAKIA	28.660	5.380	-81,23	151.146	33.247	-78,00
CZECH REPUBLIC	12.616	0	-100,00	86.047	0	-100,00
RUSSIA FEDERATION	55.593	13.923	-74,96	401.302	128.039	-68,09
-TEKSTIL LAINNYA	97.664.824	90.580.780	-7,25	216.217.726	226.744.432	4,87
JAPAN	7.148.302	8.186.024	14,52	21.039.434	24.510.046	16,50
HONG KONG	2.734.922	1.265.365	-53,73	4.958.480	2.673.613	-46,08
KOREA, REPUBLIC OF	8.298.675	7.934.301	-4,39	19.688.792	22.473.496	14,14
TAIWAN	3.046.455	3.228.770	5,98	5.351.405	6.941.439	29,71
CHINA	4.546.997	3.821.988	-15,94	8.521.439	8.475.050	-0,54
MACAU	509	53.419	10.394,89	20.658	133.668	547,05
PAPUA NEW GUINEA	1.414	9.549	575,32	5.955	20.242	239,92
THAILAND	2.231.773	2.587.805	15,95	5.529.015	6.680.538	20,83
SINGAPORE	1.410.841	1.082.792	-23,25	3.443.199	3.150.798	-8,49
PHILIPPINES	1.333.008	1.606.072	20,48	2.751.941	3.920.552	42,46
MALAYSIA	2.663.131	2.152.814	-19,16	6.303.532	5.681.287	-9,87
MYANMAR (FORM. BURMA)	6.251	33.788	440,52	39.847	173.133	334,49
CAMBODIA	33.970	78.877	132,20	138.292	458.835	231,79
BRUNEI DARUSSALAM	15.995	16.001	0,04	53.549	80.891	51,06
LAO PEOPLE'S DEMOCRATIC REPUBLIC	0	200	--	0	1	--
VIET NAM	2.449.710	3.211.996	31,12	4.400.829	5.817.824	32,20
MALDIVES	9.364	13.025	39,10	48.249	35.231	-26,98
INDIA	1.945.312	1.922.768	-1,16	3.484.968	5.202.797	49,29
PAKISTAN	1.119.508	2.073.175	85,19	2.089.746	4.450.828	112,98
BANGLADESH	2.498.225	677.057	-72,90	5.288.625	1.783.241	-66,28
SRI LANKA	1.360.504	970.078	-28,70	3.698.469	2.802.240	-24,23
AFGHANISTAN	0	11.621	--	0	11.056	--
IRAN (ISLAMIC REPUBLIC OF)	1.868.057	1.780.258	-4,70	3.386.777	3.594.865	6,14
SAUDI ARABIA	224.429	279.535	24,55	965.697	809.966	-16,13
ISRAEL	0	72.811	--	0	196.295	--
KUWAIT	21.950	8.576	-60,93	184.125	64.724	-64,85
JORDAN	70.630	60.430	-14,44	146.605	166.976	13,90
LEBANON	1.836	18.362	900,11	122.385	56.082	-54,18
YEMEN	62.215	121.789	95,76	242.749	518.663	113,66
OMAN	5.936	86	-98,55	24.241	6	-99,98
SYRIA ARAB REPUBLIC	421.664	426.809	1,22	670.223	1.041.668	55,42
TURKEY	7.173.211	5.095.209	-28,97	15.521.152	13.544.384	-12,74
UNITED ARAB EMIRATES	372.735	792.144	112,52	1.585.830	3.310.729	108,77
QATAR	2.370	4.200	77,22	4.804	11.745	144,48
BAHRAIN	0	5	--	0	235	--
CYPRUS	94	71	-24,47	579	658	13,64
EGYPT	2.588.383	2.944.040	13,74	4.186.298	5.618.776	34,22
LIBYAN ARAB JAMAHIRIYA	11.286	42	-99,63	16.416	5	-99,97
MOROCCO	629.554	108.242	-82,81	786.855	242.006	-69,24
TUNISIA	83.530	9.461	-88,67	212.061	25.375	-88,03
ALGERIA	182.140	291.342	59,95	304.492	582.779	91,39
ETHIOPIA	0	314.734	--	0	909.622	--
TANZANIA, UNITED REPUBLIC OF	150	0	-100,00	100	0	-100,00
MADAGASCAR	9.096	32.628	258,71	39.551	146.733	271,00
KENYA	174.504	107.387	-38,46	239.057	291.649	22,00

TABEL 5. PERKEMBANGAN EKSPOR INDONESIA MENURUT KOMODITI DAN NEGARA TUJUAN

JENIS BARANG	BERAT BERSIH (KG)		PERUB	NILAI FOB (US \$)		PERUB
	JAN-JAN 2007	JAN-JAN 2008	%	JAN-JAN 2007	JAN-JAN 2008	%
(1)	(2)	(3)	(4)	(5)	(6)	(7)
REUNION	2.007	1.482	-26,16	1.313	3.331	153,69
MOZAMBIQUE	0	57	--	0	480	--
TOGO	14	11.495	82.007,14	17	61.877	363.882,35
GHANA	81.428	60.600	-25,58	324.551	263.045	-18,95
GUINEA	0	15.108	--	0	43.300	--
CAMEROON	0	74.500	--	0	135.018	--
NIGERIA	14.561	0	-100,00	33.495	0	-100,00
GABON	2.001	3.953	97,55	1.377	2.500	81,55
SENEGAL	18.512	27.327	47,62	60.756	48.633	-19,95
MAURITANIA	162.792	0	-100,00	520.976	0	-100,00
BENIN	0	8.350	--	0	88.560	--
GAMBIA	0	12.970	--	0	36.330	--
U.S. VIRGIN ISLANDS	20	0	-100,00	60	0	-100,00
SEYCHELLES	105	117	11,43	485	227	-53,20
UGANDA	90	149	65,56	90	5.935	6.494,44
DJIBOUTI	204.280	9.000	-95,59	523.900	1.020	-99,81
SAO TOME AND PRINCIPE	0	3.600	--	0	3.350	--
SOUTH AFRICA	526.425	418.963	-20,41	1.169.991	1.278.186	9,25
ZIMBABWE	272	55	-79,78	1.668	350	-79,02
MAURITIUS	28.626	55.328	93,28	124.287	200.408	61,25
AUSTRALIA	1.627.549	1.672.718	2,78	3.424.847	3.335.947	-2,60
NEW ZEALAND	223.052	349.250	56,58	637.856	893.242	40,04
GUAM	0	7	--	0	62	--
NEW CALEDONIA	2.597	6.469	149,10	12.248	32.991	169,36
NORTHERN MARIANA ISLANDS	176	0	-100,00	1.217	0	-100,00
SAINT VINCENT AND THE GRENADINES	0	36	--	0	43	--
VANUATU	342	100	-70,76	100	251	151,00
WALLIS AND FUTUNA ISLANDS	127	549	332,28	246	957	289,02
COOK ISLANDS	399	0	-100,00	6.970	0	-100,00
FIJI	3.387	1.437	-57,57	9.440	1.187	-87,43
TONGA	0	472	--	0	359	--
EAST TIMOR	45.113	122.395	171,31	82.735	312.602	277,84
UNITED STATES	6.704.389	7.606.167	13,45	15.560.822	18.053.137	16,02
CANADA	484.867	504.079	3,96	1.205.755	1.152.462	-4,42
MEXICO	1.163.359	765.930	-34,16	2.290.460	1.834.039	-19,93
GUATEMALA	83.248	56.054	-32,67	185.942	130.509	-29,81
HONDURAS	0	88.840	--	0	197.110	--
NICARAGUA	0	71	--	0	87	--
PANAMA	12.600	0	-100,00	26.880	0	-100,00
CUBA	0	49.931	--	0	87.819	--
SURINAME	25.317	0	-100,00	54.397	0	-100,00
CHILE	398.574	259.658	-34,85	959.081	656.782	-31,52
VENEZUELA	235.535	357.482	51,77	402.433	880.155	118,71
ARGENTINA	1.724.932	1.169.271	-32,21	3.762.466	3.017.467	-19,80
BRAZIL	10.521.655	6.652.380	-36,77	20.996.517	16.121.590	-23,22
COLOMBIA	541.778	531.139	-1,96	1.068.901	1.223.192	14,43
URUGUAY	8.183	15.104	84,58	15.203	33.272	118,85
PARAGUAY	0	10.754	--	0	32.146	--
ECUADOR	205.101	137.971	-32,73	326.895	393.454	20,36
PERU	120.251	136.372	13,41	168.910	409.588	142,49
TRINIDAD AND TOBAGO	0	2.779	--	0	5.005	--
BAHAMAS	868	94	-89,17	1.110	112	-89,91
JAMAICA	22.714	44.158	94,41	43.622	85.645	96,33
DOMINICAN REPUBLIC	429	31.009	7.128,21	934	75.548	7.988,65
EL SALVADOR	77.478	42.562	-45,07	137.013	131.437	-4,07
COSTA RICA	23.350	0	-100,00	77.595	0	-100,00
ANTIGUA AND BARBUDA	0	34	--	0	495	--
ARUBA	0	304	--	0	980	--
CAYMAN ISLANDS	59	73	23,73	16	19	18,75
FRENCH GUIANA	301	0	-100,00	984	0	-100,00
FRENCH POLYNESIA	18.612	14.135	-24,05	57.881	16.809	-70,96
MARTINIQUE	3.080	0	-100,00	11.158	0	-100,00
NETHERLANDS ANTILLES	180	140	-22,22	1.679	1.090	-35,08
SAINT LUCIA	62	0	-100,00	866	0	-100,00
GUADELOUPE	504	2.574	410,71	1.220	8.388	587,54
SAINT KITTS AND NEVIS	266	235	-11,65	3.653	1.970	-46,07
UNITED KINGDOM	1.165.595	1.292.748	10,91	2.622.381	2.674.246	1,98
NETHERLANDS	390.333	708.070	81,40	1.119.163	1.878.554	67,85
FRANCE	201.846	197.019	-2,39	946.382	628.901	-33,55
GERMANY, FED. REP. OF	2.511.266	2.355.027	-6,22	6.512.701	6.198.457	-4,83
AUSTRIA	17.179	9.389	-45,35	68.035	19.971	-70,65
BELGIUM	2.529.072	2.904.080	14,83	5.411.489	6.535.166	20,76
SWITZERLAND	5.845	84.384	1.343,70	28.635	232.911	713,38
DENMARK	76.387	87.975	15,17	226.659	328.872	45,10
NORWAY	84.422	17.109	-79,73	525.599	118.093	-77,53
SWEDEN	169.984	327.580	92,71	890.624	887.324	-0,37
FINLAND	137.372	138.488	0,81	252.291	397.982	57,75
IRELAND	1	9.098	909.700,00	8	25.943	324.187,50

TABEL 5. PERKEMBANGAN EKSPOR INDONESIA MENURUT KOMODITI DAN NEGARA TUJUAN

JENIS BARANG	BERAT BERSIH (KG)		PERUB	NILAI FOB (US \$)		PERUB
	JAN-JAN 2007	JAN-JAN 2008	%	JAN-JAN 2007	JAN-JAN 2008	%
(1)	(2)	(3)	(4)	(5)	(6)	(7)
ITALY	3.967.016	3.470.327	-12,52	8.220.434	8.346.739	1,54
SPAIN	2.433.636	2.287.523	-6,00	5.357.305	5.431.162	1,38
PORTUGAL	443.442	573.094	29,24	896.835	1.690.716	88,52
GREECE	607.894	251.895	-58,56	1.497.118	644.536	-56,95
DEMOCRATIC REPUBLIC OF THE CONC	0	17.268	--	0	33.316	--
HUNGARY	168.577	196.271	16,43	293.645	365.145	24,35
POLAND	318.145	358.677	12,74	687.720	874.772	27,20
ROMANIA	65.418	23.091	-64,70	118.816	48.713	-59,00
BULGARIA	54.383	1.040	-98,09	103.286	4.103	-96,03
KAZAKHSTAN	3.600	0	-100,00	1.046	0	-100,00
UKRAINE	23.414	100	-99,57	44.486	1	-100,00
LITHUANIA	95.244	200.412	110,42	191.513	373.674	95,12
LATVIA	17.346	0	-100,00	55.506	0	-100,00
ESTONIA	22.000	416	-98,11	33.615	3.073	-90,86
MALTA	607	3.074	406,43	1.225	7.528	514,53
SLOVENIA	37.822	9.337	-75,31	47.127	21.647	-54,07
CZECH REPUBLIC	8.505	94.428	1.010,26	55.279	175.280	217,08
RUSSIA FEDERATION	28.270	221.427	683,26	211.364	886.362	319,35
-BARANG DARI KARET	37.159.409	37.192.408	0,09	102.839.566	112.026.293	8,93
JAPAN	6.740.489	6.859.532	1,77	19.909.919	20.262.627	1,77
HONG KONG	318.211	212.053	-33,36	1.275.549	1.064.798	-16,52
KOREA, REPUBLIC OF	310.238	375.605	21,07	532.217	519.787	-2,34
TAIWAN	284.591	396.950	39,48	828.936	1.216.737	46,78
CHINA	1.916.739	382.989	-80,02	3.752.635	1.331.943	-64,51
PAPUA NEW GUINEA	117.205	219.584	87,35	317.711	668.309	110,35
THAILAND	696.410	726.420	4,31	2.368.151	2.595.506	9,60
SINGAPORE	462.593	521.055	12,64	3.865.908	4.808.896	24,39
PHILIPPINES	962.453	1.224.064	27,18	1.483.718	2.087.349	40,68
MALAYSIA	1.034.251	1.518.235	46,80	2.102.931	3.133.685	49,02
MYANMAR (FORM. BURMA)	56.274	0	-100,00	123.697	0	-100,00
CAMBODIA	44.735	38.503	-13,93	121.984	111.820	-8,33
BRUNEI DARUSSALAM	18.342	54.144	195,19	49.779	126.466	154,05
LAO PEOPLE'S DEMOCRATIC REPUBLI	437	0	-100,00	1.317	0	-100,00
NEPAL	4.985	0	-100,00	14.061	0	-100,00
VIET NAM	304.059	316.574	4,12	833.929	1.266.206	51,84
MALDIVES	0	725	--	0	1.180	--
INDIA	187.824	90.472	-51,83	314.803	243.807	-22,55
PAKISTAN	224.184	170.442	-23,97	498.690	443.102	-11,15
BANGLADESH	173.521	243.838	40,52	396.805	526.134	32,59
SRI LANKA	336.183	98.752	-70,63	686.112	256.277	-62,65
AFGHANISTAN	24.769	0	-100,00	62.228	0	-100,00
IRAN (ISLAMIC REPUBLIC OF)	218.798	223.095	1,96	477.754	556.141	16,41
SAUDI ARABIA	1.951.621	1.406.729	-27,92	4.951.726	3.862.169	-22,00
KUWAIT	0	33.923	--	0	104.459	--
JORDAN	237.485	154.680	-34,87	590.846	318.738	-46,05
LEBANON	105.484	152.617	44,68	273.868	464.757	69,70
YEMEN	263.898	193.513	-26,67	718.224	562.279	-21,71
OMAN	96.476	112.376	16,48	262.715	310.392	18,15
SYRIA ARAB REPUBLIC	144.349	151.424	4,90	348.220	427.420	22,74
TURKEY	212.430	289.637	36,34	608.987	833.293	36,83
UNITED ARAB EMIRATES	1.617.063	1.926.607	19,14	3.999.571	5.302.544	32,58
QATAR	32.551	32.970	1,29	84.584	92.773	9,68
BAHRAIN	8.987	4.127	-54,08	22.629	10.327	-54,36
CYPRUS	5.284	24.574	365,06	13.746	60.479	339,98
EGYPT	671.554	895.365	33,33	1.588.325	2.384.150	50,10
LIBYAN ARAB JAMAHIRIYA	139.855	188.553	34,82	363.154	580.001	59,71
MOROCCO	4.303	61.103	1.320,01	10.747	118.245	1.000,26
TUNISIA	6.090	20.888	242,99	17.800	84.420	374,27
ALGERIA	32.147	0	-100,00	77.654	0	-100,00
SUDAN	12.495	56.490	352,10	34.491	180.924	424,55
KENYA	9.283	22.415	141,46	22.929	40.142	75,07
REUNION	529	0	-100,00	176	0	-100,00
GHANA	22.248	34.484	55,00	54.396	74.196	36,40
NIGERIA	89.057	225.829	153,58	203.353	641.852	215,63
SENEGAL	0	9.802	--	0	29.466	--
UGANDA	15.912	11.198	-29,63	52.650	12.006	-77,20
DJIBOUTI	58.812	100.719	71,26	132.925	316.428	138,05
SOUTH AFRICA	119.577	555.521	364,57	315.465	1.588.864	403,66
MAURITIUS	5.864	12.411	111,65	14.700	30.310	106,19
AUSTRALIA	780.584	848.032	8,64	2.154.584	2.815.687	30,68
NEW ZEALAND	252.018	162.061	-35,69	718.210	498.252	-30,63
NEW CALEDONIA	0	3.892	--	0	11.107	--
VANUATU	4.124	6.267	51,96	11.452	17.608	53,75
FIJI	14.620	19.769	35,22	40.551	58.315	43,81
SAMOA	2.499	6.408	156,42	23.833	17.693	-25,76
UNITED STATES	7.823.490	7.916.839	1,19	22.056.642	24.285.214	10,10
CANADA	172.960	558.659	223,00	473.380	1.359.680	187,23

TABEL 5. PERKEMBANGAN EKSPOR INDONESIA MENURUT KOMODITI DAN NEGARA TUJUAN

JENIS BARANG	BERAT BERSIH (KG)		PERUB	NILAI FOB (US \$)		PERUB
	JAN-JAN 2007	JAN-JAN 2008	%	JAN-JAN 2007	JAN-JAN 2008	%
(1)	(2)	(3)	(4)	(5)	(6)	(7)
MEXICO	107.295	114.707	6,91	269.820	262.563	-2,69
GUATEMALA	22.211	29.495	32,79	60.225	82.993	37,80
HONDURAS	48.613	41.414	-14,81	88.199	102.751	16,50
NICARAGUA	7.810	0	-100,00	19.913	0	-100,00
PANAMA	30.619	55.109	79,98	92.487	162.661	75,87
SURINAME	0	931	--	0	9.892	--
CHILE	23.783	29.459	23,87	48.452	48.581	0,27
VENEZUELA	26.332	8.410	-68,06	85.200	37.714	-55,73
ARGENTINA	43.930	192.226	337,57	109.712	496.019	352,11
BRAZIL	112.957	91.674	-18,84	267.378	335.815	25,60
COLOMBIA	56.129	101.640	81,08	160.945	324.485	101,61
BOLIVIA	0	16.275	--	0	51.480	--
ECUADOR	0	15.010	--	0	46.584	--
PERU	0	98.266	--	0	174.877	--
JAMAICA	114.219	76.303	-33,20	286.137	196.106	-31,46
PUERTO RICO	4.281	0	-100,00	13.230	0	-100,00
DOMINICAN REPUBLIC	43.323	24.118	-44,33	124.918	36.126	-71,08
COSTA RICA	51.580	45.146	-12,47	133.458	124.877	-6,43
ARUBA	0	12.752	--	0	33.601	--
DOMINICA	20.849	9.421	-54,81	48.695	22.297	-54,21
UNITED KINGDOM	1.608.471	1.163.852	-27,64	4.601.300	3.283.349	-28,64
NETHERLANDS	537.410	697.071	29,71	1.630.558	1.796.848	10,20
FRANCE	201.839	274.814	36,16	582.056	862.320	48,15
GERMANY, FED. REP. OF	1.094.394	1.007.875	-7,91	3.690.040	4.762.022	29,05
AUSTRIA	660	9.500	1.339,39	4.823	25.172	421,92
BELGIUM	897.375	672.097	-25,10	2.471.949	1.908.083	-22,81
SWITZERLAND	0	53.316	--	0	189.393	--
LUXEMBOURG	26	470	1.707,69	184	1.289	600,54
DENMARK	114.461	165.759	44,82	276.628	393.294	42,17
NORWAY	67.479	178.017	163,81	186.150	573.510	208,09
SWEDEN	135.990	153.821	13,11	362.349	502.734	38,74
FINLAND	390.801	351.632	-10,02	1.087.022	1.116.450	2,71
IRELAND	38.905	85.347	119,37	120.347	230.977	91,93
ITALY	939.924	831.275	-11,56	2.670.867	2.553.828	-4,38
SPAIN	205.285	187.863	-8,49	595.429	633.857	6,45
PORTUGAL	501.080	112.184	-77,61	1.401.258	383.988	-72,60
GREECE	94.775	68.345	-27,89	228.517	237.294	3,84
HUNGARY	46.181	123	-99,73	157.827	22.889	-85,50
POLAND	9.815	130.753	1.232,18	101.653	549.534	440,60
BULGARIA	22.311	12.122	-45,67	60.525	38.114	-37,03
MOLDOVA, REPUBLIC OF	0	11.023	--	0	34.984	--
LITHUANIA	0	18.606	--	0	60.453	--
LATVIA	71.126	39.604	-44,32	168.666	107.330	-36,37
ESTONIA	33.520	0	-100,00	104.986	0	-100,00
GEORGIA	27.314	31.315	14,65	75.612	90.873	20,18
CROATIA	0	24.155	--	0	77.458	--
MALTA	0	10.057	--	0	30.566	--
SLOVENIA	0	9.707	--	0	41.886	--
CZECH REPUBLIC	8.638	16.009	85,33	46.961	75.014	59,74
RUSSIA FEDERATION	46.758	40.426	-13,54	143.723	178.402	24,13
-SHEET	25.159.881	19.265.272	-23,43	42.135.755	45.337.928	7,60
JAPAN	7.478.417	4.924.997	-34,14	12.312.309	11.649.910	-5,38
KOREA, REPUBLIC OF	759.580	487.600	-35,81	1.274.502	1.115.203	-12,50
TAIWAN	280.386	240.066	-14,38	472.225	595.071	26,01
CHINA	3.207.583	2.504.935	-21,91	5.361.542	5.856.470	9,23
SINGAPORE	412.341	732.124	77,55	794.256	1.728.287	117,60
PHILIPPINES	302.400	18.306	-93,95	469.083	43.568	-90,71
VIET NAM	0	183.060	--	0	425.249	--
INDIA	2.198.562	426.880	-80,58	3.646.246	933.084	-74,41
TURKEY	96.000	134.399	40,00	182.514	328.176	79,81
EGYPT	161.280	241.920	50,00	264.806	581.896	119,74
ALGERIA	21.420	0	-100,00	36.199	0	-100,00
SOUTH AFRICA	581.760	866.880	49,01	997.872	2.056.480	106,09
AUSTRALIA	200.752	0	-100,00	331.057	0	-100,00
NEW ZEALAND	60.480	0	-100,00	102.816	0	-100,00
UNITED STATES	1.947.400	1.940.078	-0,38	3.263.499	4.553.489	39,53
CANADA	891.517	742.278	-16,74	1.596.537	1.746.654	9,40
MEXICO	544.320	100.800	-81,48	900.396	243.432	-72,96
CHILE	0	19.200	--	0	43.008	--
VENEZUELA	0	322.560	--	0	758.016	--
ARGENTINA	20.160	0	-100,00	37.901	0	-100,00
BRAZIL	78.720	321.600	308,54	138.174	768.384	456,10
COLOMBIA	0	174.720	--	0	419.547	--
COSTA RICA	0	60.480	--	0	142.733	--
UNITED KINGDOM	321.600	403.200	25,37	518.253	958.408	84,93
NETHERLANDS	927.360	460.800	-50,31	1.556.756	1.101.283	-29,26
FRANCE	107.100	105.840	-1,18	162.042	257.494	58,91

TABEL 5. PERKEMBANGAN EKSPOR INDONESIA MENURUT KOMODITI DAN NEGARA TUJUAN

JENIS BARANG	BERAT BERSIH (KG)		PERUB	NILAI FOB (US \$)		PERUB
	JAN-JAN 2007	JAN-JAN 2008	%	JAN-JAN 2007	JAN-JAN 2008	%
(1)	(2)	(3)	(4)	(5)	(6)	(7)
GERMANY, FED. REP. OF	1.085.826	740.159	-31,83	1.842.222	1.625.589	-11,76
BELGIUM	1.266.240	1.088.640	-14,03	2.113.213	2.569.594	21,60
ITALY	148.680	206.640	38,98	233.554	496.339	112,52
SPAIN	463.680	624.960	34,78	784.798	1.483.172	88,99
GREECE	100.800	0	-100,00	161.289	0	-100,00
POLAND	706.932	281.052	-60,24	1.189.153	660.350	-44,47
ROMANIA	85.680	120.960	41,18	137.088	285.466	108,24
BULGARIA	19.200	0	-100,00	34.176	0	-100,00
BELARUS	366.116	0	-100,00	633.462	0	-100,00
UKRAINE	38.466	219.670	471,08	91.412	528.026	477,63
SLOVENIA	39.360	140.160	256,10	66.101	328.666	397,22
RUSSIA FEDERATION	239.763	430.308	79,47	430.302	1.054.884	145,15
-CRUMB RUBBER	166.885.986	158.728.735	-4,89	274.261.853	369.120.146	34,59
JAPAN	22.421.239	28.349.545	26,44	35.937.385	66.271.238	84,41
HONG KONG	80.640	0	-100,00	142.256	0	-100,00
KOREA, REPUBLIC OF	7.791.420	7.404.600	-4,96	12.595.431	17.208.565	36,63
TAIWAN	887.038	1.693.439	90,91	1.475.737	4.015.941	172,13
CHINA	15.251.845	28.248.350	85,21	25.363.889	65.537.531	158,39
SINGAPORE	12.193.064	13.015.420	6,74	20.080.066	29.492.265	46,87
PHILIPPINES	0	201.600	--	0	477.087	--
MALAYSIA	201.600	0	-100,00	294.336	0	-100,00
VIET NAM	2.217.597	100.800	-95,45	3.757.763	233.332	-93,79
INDIA	4.959.359	2.802.239	-43,50	8.128.684	6.634.645	-18,38
PAKISTAN	362.879	322.559	-11,11	568.508	752.472	32,36
IRAN (ISLAMIC REPUBLIC OF)	504.000	1.209.597	140,00	911.696	2.840.150	211,52
TURKEY	2.497.919	3.284.160	31,48	4.099.664	7.784.595	89,88
EGYPT	40.320	0	-100,00	69.754	0	-100,00
TUNISIA	100.800	0	-100,00	187.226	0	-100,00
ALGERIA	128.520	42.840	-66,67	224.777	100.495	-55,29
KENYA	100.800	403.199	300,00	182.791	929.175	408,33
SOUTH AFRICA	2.096.640	1.794.239	-14,42	3.564.794	4.184.666	17,39
AUSTRALIA	846.720	1.693.439	100,00	1.361.597	4.019.004	195,17
NEW ZEALAND	100.800	141.120	40,00	173.376	325.479	87,73
EAST TIMOR	60.480	0	-100,00	103.924	0	-100,00
UNITED STATES	59.960.407	31.317.525	-47,77	98.725.216	72.092.165	-26,98
CANADA	2.869.439	4.934.995	71,98	4.657.173	11.618.137	149,47
MEXICO	2.092.159	2.046.240	-2,19	3.410.416	4.857.402	42,43
CHILE	322.559	196.560	-39,06	543.922	446.202	-17,97
VENEZUELA	0	561.120	--	0	1.333.377	--
ARGENTINA	1.145.340	1.400.700	22,30	1.812.045	3.275.511	80,76
BRAZIL	2.723.278	4.268.639	56,75	4.566.434	10.045.546	119,99
COLOMBIA	900.480	846.720	-5,97	1.457.055	1.952.608	34,01
ECUADOR	302.400	584.640	93,33	476.684	1.357.442	184,77
PERU	349.440	0	-100,00	547.651	0	-100,00
COSTA RICA	302.400	181.440	-40,00	525.289	423.317	-19,41
UNITED KINGDOM	1.543.500	1.703.519	10,37	2.544.420	4.018.797	57,95
NETHERLANDS	1.295.279	1.568.640	21,10	2.180.749	3.739.552	71,48
FRANCE	3.747.534	3.621.235	-3,37	6.074.958	8.437.928	38,90
GERMANY, FED. REP. OF	5.745.600	2.822.400	-50,88	9.937.305	6.717.889	-32,40
BELGIUM	2.369.279	1.395.520	-41,10	3.854.091	3.252.168	-15,62
NORWAY	0	19.200	--	0	47.328	--
SWEDEN	141.120	0	-100,00	219.761	0	-100,00
IRELAND	0	64.260	--	0	157.605	--
ITALY	1.877.399	1.447.740	-22,89	3.151.447	3.394.836	7,72
SPAIN	2.624.580	2.552.760	-2,74	4.261.216	5.978.542	40,30
GREECE	80.640	221.760	175,00	130.540	543.219	316,13
HUNGARY	42.840	482.580	1.026,47	70.488	1.063.337	1.408,54
POLAND	1.333.077	3.076.918	130,81	2.186.666	7.201.994	229,36
ROMANIA	1.126.440	1.335.598	18,57	1.808.121	3.142.669	73,81
UKRAINE	0	745.920	--	0	1.747.755	--
SLOVENIA	794.100	476.280	-40,02	1.301.147	1.107.650	-14,87
CZECH REPUBLIC	120.960	0	-100,00	220.557	0	-100,00
RUSSIA FEDERATION	232.056	148.680	-35,93	374.848	360.530	-3,82
-CREPE	1.244.911	2.493.780	100,32	2.149.423	5.701.287	165,25
JAPAN	0	96.000	--	0	234.336	--
KOREA, REPUBLIC OF	15.120	0	-100,00	24.844	0	-100,00
CHINA	0	544.320	--	0	1.274.414	--
MALAYSIA	0	141.120	--	0	345.040	--
INDIA	0	20.160	--	0	42.840	--
YEMEN	40.320	0	-100,00	76.810	0	-100,00
SOUTH AFRICA	100.800	0	-100,00	158.760	0	-100,00
UNITED STATES	645.120	926.100	43,55	1.123.535	2.041.622	81,71
CANADA	80.640	483.840	500,00	141.926	1.125.859	693,27
BRAZIL	0	100.800	--	0	229.824	--
UNITED KINGDOM	60.480	0	-100,00	112.190	0	-100,00
FRANCE	100.800	60.480	-40,00	170.392	139.576	-18,09

TABEL 5. PERKEMBANGAN EKSPOR INDONESIA MENURUT KOMODITI DAN NEGARA TUJUAN

JENIS BARANG	BERAT BERSIH (KG)		PERUB	NILAI FOB (US \$)		PERUB
	JAN-JAN 2007	JAN-JAN 2008	%	JAN-JAN 2007	JAN-JAN 2008	%
(1)	(2)	(3)	(4)	(5)	(6)	(7)
GERMANY, FED. REP. OF	201.600	0	-100,00	340.704	0	-100,00
ITALY	0	100.800	--	0	225.771	--
SPAIN	31	0	-100,00	262	0	-100,00
UKRAINE	0	20.160	--	0	42.005	--
-BUNGKIL KELAPA	3.912.900	30.407.119	677,10	421.247	3.644.771	765,23
KOREA, REPUBLIC OF	316.740	10.370.639	3.174,18	43.478	1.049.153	2.313,07
TAIWAN	392.800	314.250	-20,00	77.698	55.566	-28,48
CHINA	0	60.000	--	0	9.747	--
SINGAPORE	0	333.200	--	0	99.870	--
VIET NAM	1.919.000	16.702.640	770,38	190.248	1.971.569	936,32
PAKISTAN	334.360	0	-100,00	40.123	0	-100,00
AUSTRALIA	0	37.600	--	0	5.828	--
NETHERLANDS	0	2.588.790	--	0	453.038	--
GERMANY, FED. REP. OF	950.000	0	-100,00	69.700	0	-100,00
-DEDAK/BEKATUL	20.700.423	26.873.765	29,82	2.127.117	3.872.814	82,07
JAPAN	0	5.623.790	--	0	731.093	--
KOREA, REPUBLIC OF	20.699.940	10.499.820	-49,28	2.119.767	1.590.723	-24,96
MALAYSIA	483	0	-100,00	7.350	0	-100,00
VIET NAM	0	10.750.155	--	0	1.550.998	--
-LAINNYA	172.098.700	167.973.503	-2,40	12.399.609	22.380.211	80,49
JAPAN	1.377.271	1.700.490	23,47	290.250	343.476	18,34
KOREA, REPUBLIC OF	12.137.559	17.717.940	45,98	778.022	2.050.694	163,58
TAIWAN	390.060	134.000	-65,65	57.712	31.524	-45,38
CHINA	522.400	1.509.000	188,86	423.465	167.700	-60,40
THAILAND	7.639.011	5.027.639	-34,18	419.625	752.837	79,41
SINGAPORE	18.379	19.235	4,66	30.001	7.426	-75,25
PHILIPPINES	100	0	-100,00	370	0	-100,00
MALAYSIA	363.834	436.004	19,84	153.259	103.937	-32,18
BRUNEI DARUSSALAM	0	417	--	0	277	--
VIET NAM	4.911.930	12.149.369	147,34	292.394	1.573.751	438,23
INDIA	294.697	253.690	-13,91	102.330	93.348	-8,78
PAKISTAN	0	1.749	--	0	2.750	--
BANGLADESH	700.000	21.000	-97,00	215.775	1.281	-99,41
TANZANIA, UNITED REPUBLIC OF	18.000	0	-100,00	18.206	0	-100,00
SOUTH AFRICA	65.000	13.000	-80,00	53.375	14.950	-71,99
AUSTRALIA	131.545	12.740.503	9.585,28	124.565	1.711.566	1.274,03
NEW ZEALAND	25.484.000	17.999.749	-29,37	1.307.160	2.365.965	81,00
UNITED STATES	420	1.345	220,24	7.040	21.268	202,10
NETHERLANDS	88.327.254	58.898.373	-33,32	6.166.787	7.882.021	27,81
GERMANY, FED. REP. OF	29.691.240	39.300.000	32,36	1.935.028	5.232.690	170,42
POLAND	26.000	0	-100,00	24.245	0	-100,00
UKRAINE	0	50.000	--	0	22.750	--
-MINYAK ATSIRI LAINNYA	376.143	374.413	-0,46	6.280.038	12.444.728	98,16
JAPAN	4.922	11.802	139,78	143.098	238.365	66,57
HONG KONG	453	625	37,97	861	1.408	63,53
KOREA, REPUBLIC OF	0	22	--	0	500	--
CHINA	1.202	18.080	1.404,16	13.200	134.493	918,89
THAILAND	314	272	-13,38	2.362	3.451	46,10
SINGAPORE	179.253	103.299	-42,37	1.960.482	4.051.272	106,65
PHILIPPINES	218	481	120,64	5.609	4.780	-14,78
MALAYSIA	1.352	220	-83,73	38.977	1.584	-95,94
BRUNEI DARUSSALAM	368	0	-100,00	1.662	0	-100,00
INDIA	20.220	53.333	163,76	342.830	363.545	6,04
SRI LANKA	0	300	--	0	3.900	--
UNITED ARAB EMIRATES	4.000	1.000	-75,00	115.200	100.850	-12,46
SOUTH AFRICA	442	0	-100,00	14.000	0	-100,00
AUSTRALIA	47	200	325,53	401	1.310	226,68
GUAM	2.000	0	-100,00	4.410	0	-100,00
UNITED STATES	61.220	102.418	67,30	1.231.241	2.548.570	106,99
CANADA	244	0	-100,00	2.225	0	-100,00
MEXICO	2.525	0	-100,00	19.800	0	-100,00
ARGENTINA	0	10	--	0	220	--
BRAZIL	197	0	-100,00	7.807	0	-100,00
UNITED KINGDOM	11.305	5.385	-52,37	301.519	201.319	-33,23
NETHERLANDS	3.807	13.168	245,89	42.450	806.916	1.800,86
FRANCE	18.168	10.755	-40,80	400.992	672.656	67,75
GERMANY, FED. REP. OF	15.939	21.730	36,33	416.357	1.113.313	167,39
SWITZERLAND	21.948	27.451	25,07	675.055	2.130.100	215,54
ITALY	4.999	110	-97,80	45.500	15.776	-65,33
SPAIN	21.000	3.752	-82,13	494.000	50.400	-89,80
-WANGI-WANGIAN DARI MINYAK ATSII	4.551.219	5.599.918	23,04	13.178.063	18.345.093	39,21
JAPAN	250.484	302.461	20,75	937.266	785.316	-16,21
HONG KONG	63.098	130.205	106,35	463.162	1.051.732	127,08

TABEL 5. PERKEMBANGAN EKSPOR INDONESIA MENURUT KOMODITI DAN NEGARA TUJUAN

JENIS BARANG	BERAT BERSIH (KG)		PERUB	NILAI FOB (US \$)		PERUB
	JAN-JAN 2007	JAN-JAN 2008	%	JAN-JAN 2007	JAN-JAN 2008	%
(1)	(2)	(3)	(4)	(5)	(6)	(7)
KOREA, REPUBLIC OF	9.459	12.921	36,60	71.598	97.737	36,51
TAIWAN	312.664	271.227	-13,25	287.772	290.538	0,96
CHINA	30.598	55.943	82,83	127.525	136.851	7,31
MACAU	0	375	--	0	5.462	--
PAPUA NEW GUINEA	36.615	30.326	-17,18	96.125	40.235	-58,14
THAILAND	466.628	564.381	20,95	3.219.066	2.956.342	-8,16
SINGAPORE	919.895	219.320	-76,16	802.932	1.427.756	77,82
PHILIPPINES	105.948	192.221	81,43	883.240	1.008.026	14,13
MALAYSIA	719.193	833.492	15,89	1.749.055	2.501.648	43,03
MYANMAR (FORM. BURMA)	375	18.308	4.782,13	9.049	137.630	1.420,94
BRUNEI DARUSSALAM	14.210	19.067	34,18	47.671	94.655	98,56
VIET NAM	57.292	90.743	58,39	543.557	727.347	33,81
MALDIVES	41.973	46.388	10,52	76.137	115.478	51,67
INDIA	79.955	122.396	53,08	192.616	750.300	289,53
PAKISTAN	18.723	44.460	137,46	66.045	172.087	160,56
BANGLADESH	1.279	0	-100,00	5.593	0	-100,00
SRI LANKA	12.991	15.982	23,02	10.571	27.902	163,95
IRAQ	17.595	9.430	-46,41	40.072	21.916	-45,31
IRAN (ISLAMIC REPUBLIC OF)	10.508	47.144	348,65	34.517	132.987	285,28
SAUDI ARABIA	44.029	74.105	68,31	121.414	96.153	-20,81
JORDAN	0	9.312	--	0	29.346	--
YEMEN	67.251	108.634	61,54	145.181	188.657	29,95
UNITED ARAB EMIRATES	728.644	1.509.301	107,14	2.028.968	3.785.404	86,57
EGYPT	449	11.993	2.571,05	3.151	33.272	955,92
LIBYAN ARAB JAMAHIRIYA	27.600	9.239	-66,53	78.456	24.457	-68,83
NAMIBIA	0	12.240	--	0	20.400	--
TANZANIA, UNITED REPUBLIC OF	35.184	137.850	291,80	41.198	217.907	428,93
MADAGASCAR	6.743	7.388	9,57	10.437	2.371	-77,28
KENYA	125.267	14.354	-88,54	233.196	31.878	-86,33
REUNION	0	3.717	--	0	10.348	--
GHANA	0	39.122	--	0	101.362	--
GUINEA	0	2.153	--	0	1.850	--
ANGOLA	0	36.720	--	0	61.200	--
CAMEROON	0	10.924	--	0	23.202	--
NIGERIA	11.507	187.281	1.527,54	53.350	335.180	528,27
COTE D'IVOIRE	5.740	0	-100,00	10.569	0	-100,00
SENEGAL	14.664	39.903	172,12	30.556	38.900	27,31
BENIN	55.448	14.167	-74,45	109.415	21.214	-80,61
SEYCHELLES	0	4.716	--	0	8.606	--
UGANDA	48.180	251	-99,48	61.320	652	-98,94
DJIBOUTI	0	36.800	--	0	53.809	--
SOUTH AFRICA	47	12.484	26.461,70	1.212	28.898	2.284,32
MAURITIUS	10.572	26.217	147,99	15.828	77.760	391,28
AUSTRALIA	8.848	31.952	261,12	22.214	90.900	309,20
NEW ZEALAND	1.419	904	-36,29	3.147	3.887	23,51
MICRONESIA, FEDERATED STATES OF	1.374	0	-100,00	3.345	0	-100,00
GUAM	18	0	-100,00	162	0	-100,00
NEW CALEDONIA	99	0	-100,00	44	0	-100,00
VANUATU	8.732	0	-100,00	26.349	0	-100,00
WALLIS AND FUTUNA ISLANDS	0	34	--	0	60	--
FIJI	2.260	5.530	144,69	1.722	9.069	426,66
KIRIBATI	0	8.162	--	0	14.538	--
SAMOA	2.986	4.715	57,90	5.929	8.259	39,30
SOLOMON ISLANDS	11.648	0	-100,00	44.583	0	-100,00
TONGA	0	2.701	--	0	3.098	--
EAST TIMOR	4	0	-100,00	8	0	-100,00
UNITED STATES	8.077	44.677	453,14	41.950	90.863	116,60
CANADA	12.827	0	-100,00	38.210	0	-100,00
CHILE	0	203	--	0	352	--
BRAZIL	400	0	-100,00	5.935	0	-100,00
BARBADOS	1.051	0	-100,00	1.508	0	-100,00
FRENCH POLYNESIA	10	0	-100,00	26	0	-100,00
UNITED KINGDOM	44.123	87.500	98,31	178.349	267.244	49,84
NETHERLANDS	33.375	16.240	-51,34	66.363	25.430	-61,68
FRANCE	43.615	7.743	-82,25	75.007	50.199	-33,07
GERMANY, FED. REP. OF	8.096	4.354	-46,22	16.654	8.702	-47,75
BELGIUM	119	0	-100,00	108	0	-100,00
SWITZERLAND	300	1	-99,67	2.457	3	-99,88
ITALY	187	27.076	14.379,14	6.354	36.773	478,74
SPAIN	94	49	-47,87	12.534	6.237	-50,24
PORTUGAL	844	0	-100,00	869	0	-100,00
GREECE	5.725	10.198	78,13	8.991	16.607	84,71
DEMOCRATIC REPUBLIC OF THE CONC	4.040	11.538	185,59	4.176	36.112	764,75
ROMANIA	0	25	--	0	969	--
MALTA	0	655	--	0	1.020	--
RUSSIA FEDERATION	140	0	-100,00	3.249	0	-100,00
ROTAN OLAHAN	841.914	951.783	13,05	908.394	902.482	-0,65

TABEL 5. PERKEMBANGAN EKSPOR INDONESIA MENURUT KOMODITI DAN NEGARA TUJUAN

JENIS BARANG	BERAT BERSIH (KG)		PERUB	NILAI FOB (US \$)		PERUB
	JAN-JAN 2007	JAN-JAN 2008	%	JAN-JAN 2007	JAN-JAN 2008	%
(1)	(2)	(3)	(4)	(5)	(6)	(7)
JAPAN	0	278	--	0	7.282	--
HONG KONG	49.164	36.320	-26,12	70.060	30.872	-55,93
KOREA, REPUBLIC OF	3.774	0	-100,00	4.452	0	-100,00
TAIWAN	32.935	28.434	-13,67	9.949	17.741	78,32
CHINA	470.583	579.374	23,12	355.103	501.434	41,21
THAILAND	18.300	0	-100,00	15.372	0	-100,00
SINGAPORE	51.074	58.573	14,68	63.388	41.900	-33,90
MALAYSIA	42.367	137.022	223,42	23.506	36.243	54,19
MALDIVES	210	0	-100,00	815	0	-100,00
INDIA	7.400	0	-100,00	6.216	0	-100,00
SAUDI ARABIA	0	35.500	--	0	43.540	--
KUWAIT	31.392	3.851	-87,73	14.725	2.920	-80,17
SYRIA ARAB REPUBLIC	5.847	0	-100,00	4.622	0	-100,00
TURKEY	6.499	0	-100,00	11.346	0	-100,00
UNITED ARAB EMIRATES	0	1.032	--	0	5.137	--
CYPRUS	0	6.176	--	0	17.733	--
SOUTH AFRICA	0	145	--	0	296	--
AUSTRALIA	5.442	1.154	-78,79	23.177	5.150	-77,78
NEW ZEALAND	2.500	0	-100,00	4.700	0	-100,00
GUAM	0	275	--	0	500	--
TONGA	0	236	--	0	179	--
UNITED STATES	30.504	25.288	-17,10	119.555	94.134	-21,26
CANADA	101	0	-100,00	923	0	-100,00
MEXICO	311	0	-100,00	750	0	-100,00
ARGENTINA	212	0	-100,00	293	0	-100,00
COLOMBIA	13.062	0	-100,00	12.735	0	-100,00
PUERTO RICO	4.155	0	-100,00	10.006	0	-100,00
UNITED KINGDOM	9.761	1.403	-85,63	41.929	5.383	-87,16
NETHERLANDS	17.733	2	-99,99	30.646	10	-99,97
FRANCE	8.735	8.930	2,23	24.044	16.166	-32,76
GERMANY, FED. REP. OF	16.928	184	-98,91	24.673	568	-97,70
BELGIUM	0	13.043	--	0	26.459	--
SWEDEN	0	1.237	--	0	10.055	--
ITALY	3.127	0	-100,00	16.873	0	-100,00
SPAIN	3.024	5.915	95,60	4.434	16.771	278,24
PORTUGAL	0	293	--	0	711	--
GREECE	1.856	0	-100,00	8.265	0	-100,00
HUNGARY	38	0	-100,00	40	0	-100,00
UKRAINE	0	7.118	--	0	21.298	--
CROATIA	690	0	-100,00	920	0	-100,00
CZECH REPUBLIC	4.190	0	-100,00	4.877	0	-100,00
-MINYAK KELAPA SAWIT	724.539.407	1.415.944.188	95,43	352.775.705	1.227.937.862	248,08
JAPAN	327.674	391.061	19,34	254.642	508.820	99,82
HONG KONG	0	3.000.000	--	0	2.730.000	--
TAIWAN	163.690	105.330	-35,65	95.695	121.130	26,58
CHINA	90.338.180	225.097.875	149,17	44.174.545	198.269.494	348,83
PAPUA NEW GUINEA	108.237	473.948	337,88	86.719	607.874	600,97
SINGAPORE	82.145.119	76.825.659	-6,48	40.068.490	64.919.426	62,02
PHILIPPINES	1.020.634	1.215.172	19,06	693.161	1.461.696	110,87
MALAYSIA	11.715.037	74.750.368	538,07	5.538.058	66.206.497	1.095,48
MYANMAR (FORM. BURMA)	13.515.122	24.195.828	79,03	6.677.144	22.214.053	232,69
BRUNEI DARUSSALAM	103.801	99.469	-4,17	58.974	111.613	89,26
LAO PEOPLE'S DEMOCRATIC REPUBLIC	21.006	0	-100,00	11.845	0	-100,00
VIET NAM	799.845	31.316.228	3.815,29	439.915	27.964.157	6.256,72
MALDIVES	139.815	101.520	-27,39	109.619	133.899	22,15
INDIA	173.783.223	488.024.552	180,82	82.323.546	413.188.499	401,91
PAKISTAN	39.407.534	53.790.270	36,50	20.235.164	49.774.720	145,98
BANGLADESH	17.708.213	30.840.904	74,16	9.932.997	26.743.171	169,24
SRI LANKA	42.287.356	16.643.265	-60,64	20.910.751	13.882.219	-33,61
AFGHANISTAN	407.808	0	-100,00	281.591	0	-100,00
IRAQ	0	39.420	--	0	44.478	--
IRAN (ISLAMIC REPUBLIC OF)	7.000.000	33.462.000	378,03	3.465.000	30.273.680	773,70
SAUDI ARABIA	0	32.851.418	--	0	28.969.395	--
YEMEN	0	522.493	--	0	544.199	--
TURKEY	6.500.000	8.500.000	30,77	3.060.000	7.252.500	137,01
UNITED ARAB EMIRATES	3.300.000	21.006	-99,36	1.633.500	23.107	-98,59
EGYPT	42.799.582	62.031.163	44,93	21.399.818	55.338.609	158,59
TUNISIA	1.500.000	0	-100,00	735.000	0	-100,00
SUDAN	0	37.908	--	0	35.615	--
TANZANIA, UNITED REPUBLIC OF	36.573	0	-100,00	23.922	0	-100,00
MOZAMBIQUE	0	50.976	--	0	50.313	--
EQUATORIAL GUINEA	88.242	74.771	-15,27	73.393	96.441	31,40
TOGO	38.028	0	-100,00	23.851	0	-100,00
GHANA	483.409	3.237.493	569,72	420.609	3.270.193	677,49
GUINEA	14.530	6.500.000	44.635,03	10.457	6.565.000	62.680,91
ANGOLA	2.162.408	942.553	-56,41	1.539.190	959.232	-37,68
CAMEROON	111.266	186.446	67,57	75.643	219.381	190,02

TABEL 5. PERKEMBANGAN EKSPOR INDONESIA MENURUT KOMODITI DAN NEGARA TUJUAN

JENIS BARANG	BERAT BERSIH (KG)		PERUB	NILAI FOB (US \$)		PERUB
	JAN-JAN 2007	JAN-JAN 2008	%	JAN-JAN 2007	JAN-JAN 2008	%
(1)	(2)	(3)	(4)	(5)	(6)	(7)
NIGERIA	0	35.456	--	0	55.463	--
GABON	0	114.029	--	0	141.138	--
MAURITANIA	181.660	0	-100,00	123.000	0	-100,00
BENIN	96.395	153.862	59,62	83.334	212.151	154,58
GAMBIA	17.607	0	-100,00	15.428	0	-100,00
DJIBOUTI	108.000	289.648	168,19	68.580	261.918	281,92
SAO TOME AND PRINCIPE	0	95.025	--	0	115.500	--
SOUTH AFRICA	13.523.088	2.000.000	-85,21	6.403.083	1.670.000	-73,92
COMOROS	56.214	76.574	36,22	39.286	106.612	171,37
MAURITIUS	39.398	16.915	-57,07	29.745	25.272	-15,04
NORTHERN MARIANA ISLANDS	31.068	16.201	-47,85	23.337	21.956	-5,92
VANUATU	48.765	47.564	-2,46	40.814	61.897	51,66
COOK ISLANDS	17.333	0	-100,00	13.811	0	-100,00
FIJI	11.848	27.117	128,87	4.537	36.905	713,42
KIRIBATI	0	16.363	--	0	22.722	--
SAMOA	67.043	102.400	52,74	51.864	137.586	165,28
TONGA	16.653	0	-100,00	12.529	0	-100,00
TUVALU	0	3.972	--	0	5.889	--
UNITED STATES	0	19.152.953	--	0	16.554.807	--
BRAZIL	0	7.000.000	--	0	5.964.000	--
UNITED KINGDOM	0	700.000	--	0	677.250	--
NETHERLANDS	60.189.190	99.019.619	64,51	27.900.417	84.497.611	202,85
FRANCE	0	2.499.985	--	0	2.043.737	--
GERMANY, FED. REP. OF	38.186.852	44.395.082	16,26	18.864.208	36.492.862	93,45
BELGIUM	87.152	0	-100,00	51.420	0	-100,00
SWITZERLAND	124.941	0	-100,00	83.508	0	-100,00
DENMARK	0	2.999.955	--	0	2.500.961	--
ITALY	27.639.719	18.974.998	-31,35	12.068.670	16.631.170	37,80
SPAIN	4.139.989	4.699.934	13,53	1.977.166	3.896.936	97,10
PORTUGAL	0	500.000	--	0	525.000	--
GREECE	650.000	5.675.058	773,09	286.000	5.004.479	1.649,82
DEMOCRATIC REPUBLIC OF THE CONG	790.540	12.084.553	1.428,65	549.554	10.976.336	1.897,32
POLAND	0	21.000	--	0	20.370	--
BULGARIA	132.000	0	-100,00	77.880	0	-100,00
KYRGYZSTAN	21.006	0	-100,00	15.019	0	-100,00
UKRAINE	20.052.965	19.699.999	-1,76	9.162.752	16.601.750	81,19
RUSSIA FEDERATION	20.283.649	196.830	-99,03	10.476.524	196.173	-98,13
-MINYAK BIJI KELAPA SAWIT	87.597.375	154.399.553	76,26	44.660.305	159.084.022	256,21
JAPAN	0	6.000.000	--	0	6.273.750	--
CHINA	21.099.573	44.861.438	112,62	11.452.508	45.533.357	297,58
SINGAPORE	1.876.836	0	-100,00	980.669	0	-100,00
MALAYSIA	6.999.815	39.749.996	467,87	3.359.907	41.742.212	1.142,36
INDIA	3.950.469	21.476.992	443,66	2.009.355	21.517.410	970,86
PAKISTAN	0	750.000	--	0	942.563	--
BANGLADESH	1.000.000	0	-100,00	474.000	0	-100,00
SRI LANKA	650.000	0	-100,00	417.625	0	-100,00
TURKEY	2.375.000	838.000	-64,72	1.120.312	833.810	-25,57
EGYPT	500.000	2.000.000	300,00	297.500	2.365.000	694,96
BRAZIL	0	3.930.000	--	0	4.055.970	--
NETHERLANDS	41.737.012	32.292.992	-22,63	20.825.871	33.284.833	59,82
ITALY	1.501.658	0	-100,00	805.837	0	-100,00
SPAIN	0	714.000	--	0	878.220	--
GREECE	2.350.000	1.786.135	-23,99	1.206.500	1.656.897	37,33
UKRAINE	3.515.000	0	-100,00	1.684.805	0	-100,00
RUSSIA FEDERATION	42.012	0	-100,00	25.416	0	-100,00
-MINYAK NABATI LAIN	58.323.301	111.641.031	91,42	36.087.873	110.439.471	206,03
JAPAN	188.408	113.353	-39,84	163.563	110.724	-32,30
HONG KONG	59	21.791	36.833,90	172	22.874	13.198,84
KOREA, REPUBLIC OF	55.800	4.507.407	7.977,79	40.883	4.872.833	11.818,97
TAIWAN	473	58.058	12.174,42	612	63.675	10.304,41
CHINA	19.188.971	22.975.540	19,73	11.008.714	20.838.573	89,29
PAPUA NEW GUINEA	12.528	11.383	-9,14	19.799	24.108	21,76
THAILAND	116.356	50	-99,96	80.190	14	-99,98
SINGAPORE	771.442	2.293	-99,70	416.470	7.556	-98,19
PHILIPPINES	18.750	0	-100,00	11.156	0	-100,00
MALAYSIA	6.250.766	34.347.453	449,49	4.014.997	34.893.177	769,07
VIET NAM	34.500	34.500	0,00	33.372	62.392	86,96
INDIA	490.290	1.758.135	258,59	232.260	1.230.459	429,78
PAKISTAN	0	90.650	--	0	26.359	--
BANGLADESH	0	15.594.000	--	0	15.084.170	--
SRI LANKA	0	21.040	--	0	24.785	--
IRAN (ISLAMIC REPUBLIC OF)	44.000	0	-100,00	43.120	0	-100,00
SAUDI ARABIA	340.880	0	-100,00	171.137	0	-100,00
SYRIA ARAB REPUBLIC	67.500	228.480	238,49	45.900	275.163	499,48
TURKEY	2.026.678	0	-100,00	1.513.570	0	-100,00
EGYPT	999.200	0	-100,00	602.470	0	-100,00

TABEL 5. PERKEMBANGAN EKSPOR INDONESIA MENURUT KOMODITI DAN NEGARA TUJUAN

JENIS BARANG	BERAT BERSIH (KG)		PERUB	NILAI FOB (US \$)		PERUB
	JAN-JAN 2007	JAN-JAN 2008	%	JAN-JAN 2007	JAN-JAN 2008	%
(1)	(2)	(3)	(4)	(5)	(6)	(7)
MOROCCO	85.300	0	-100,00	53.703	0	-100,00
TUNISIA	450.000	0	-100,00	288.750	0	-100,00
ALGERIA	1.008.000	0	-100,00	624.145	0	-100,00
TOGO	23	0	-100,00	22	0	-100,00
SOUTH AFRICA	3.586.160	267.970	-92,53	2.114.054	252.248	-88,07
AUSTRALIA	893	0	-100,00	7.551	0	-100,00
UNITED STATES	0	2.150.157	--	0	1.958.893	--
CHILE	40.000	0	-100,00	23.400	0	-100,00
COSTA RICA	0	19.500	--	0	19.071	--
NETHERLANDS	16.238.389	25.943.056	59,76	9.792.211	26.448.305	170,10
FRANCE	110.004	0	-100,00	77.002	0	-100,00
GREECE	39.000	0	-100,00	29.567	0	-100,00
POLAND	0	18.750	--	0	18.563	--
ROMANIA	0	65.948	--	0	79.670	--
BULGARIA	44.000	0	-100,00	40.260	0	-100,00
AZERBAIJAN	220.000	0	-100,00	163.460	0	-100,00
TAJIKISTAN	0	61.290	--	0	74.161	--
UKRAINE	260.030	131.878	-49,28	202.371	162.656	-19,62
UZBEKISTAN	0	163.440	--	0	202.767	--
GEORGIA	0	21.870	--	0	26.244	--
BOSNIA AND HERZEGOVINA	0	819	--	0	3.818	--
MALTA	0	66	--	0	770	--
RUSSIA FEDERATION	5.634.901	3.032.154	-46,19	4.272.992	3.655.443	-14,45
-STEARIN	12.142.516	9.428.821	-22,35	7.604.826	9.415.945	23,82
JAPAN	268.000	350.302	30,71	167.977	366.780	118,35
HONG KONG	68.500	17.500	-74,45	45.156	18.550	-58,92
KOREA, REPUBLIC OF	257.400	655.000	154,47	161.942	633.763	291,35
TAIWAN	1.860.429	638.533	-65,68	1.205.888	610.392	-49,38
CHINA	4.896.999	3.579.499	-26,90	3.029.387	3.630.665	19,85
THAILAND	458.230	373.291	-18,54	290.765	382.284	31,48
SINGAPORE	34.000	13.000	-61,76	23.596	14.943	-36,67
PHILIPPINES	257.500	186.999	-27,38	179.687	197.671	10,01
MALAYSIA	1.006.543	0	-100,00	559.746	0	-100,00
MYANMAR (FORM. BURMA)	102.000	0	-100,00	71.910	0	-100,00
VIET NAM	322.998	255.000	-21,05	209.487	265.263	26,63
INDIA	96.000	36.414	-62,07	65.196	39.650	-39,18
PAKISTAN	32.000	0	-100,00	20.534	0	-100,00
BANGLADESH	517.000	186.000	-64,02	312.565	182.480	-41,62
SRI LANKA	8.397	17.000	102,45	5.478	17.966	227,97
IRAN (ISLAMIC REPUBLIC OF)	121.000	65.000	-46,28	64.481	69.795	8,24
JORDAN	32.000	0	-100,00	20.800	0	-100,00
SYRIA ARAB REPUBLIC	0	51.000	--	0	46.410	--
TURKEY	957.998	1.456.000	51,98	619.038	1.437.989	132,29
EGYPT	34.000	98.313	189,16	25.100	98.063	290,69
GHANA	16.500	0	-100,00	12.210	0	-100,00
NIGERIA	51.000	34.000	-33,33	35.887	36.210	0,90
COTE D'IVOIRE	51.000	0	-100,00	34.323	0	-100,00
SOUTH AFRICA	51.000	34.000	-33,33	34.170	32.980	-3,48
AUSTRALIA	0	60.000	--	0	65.171	--
UNITED STATES	58.000	17.000	-70,69	41.070	18.700	-54,47
UNITED KINGDOM	185.000	131.000	-29,19	111.550	128.882	15,54
NETHERLANDS	119.000	1.001.747	741,80	85.680	941.803	999,21
FRANCE	0	835	--	0	677	--
GERMANY, FED. REP. OF	58.400	17.000	-70,89	33.140	16.490	-50,24
BELGIUM	51.000	0	-100,00	22.440	0	-100,00
SWITZERLAND	14.000	0	-100,00	7.960	0	-100,00
SWEDEN	23.999	14.000	-41,66	16.652	15.839	-4,88
ITALY	0	17.000	--	0	17.340	--
SPAIN	82.883	24.000	-71,04	57.834	28.185	-51,27
POLAND	0	15.999	--	0	16.024	--
BULGARIA	0	16.389	--	0	17.920	--
UKRAINE	17.000	67.000	294,12	12.070	67.060	455,59
RUSSIA FEDERATION	32.740	0	-100,00	21.107	0	-100,00
-ASAM BERLEMAK LAIN	42.968.635	57.340.453	33,45	21.610.811	49.004.886	126,76
JAPAN	859.907	927.899	7,91	492.991	1.308.499	165,42
HONG KONG	1.440	0	-100,00	1.470	0	-100,00
KOREA, REPUBLIC OF	312.000	942.060	201,94	252.071	980.649	289,04
TAIWAN	43.200	13.600	-68,52	40.989	22.195	-45,85
CHINA	2.787.490	2.922.990	4,86	2.328.699	3.527.325	51,47
THAILAND	100.730	274.810	172,82	122.715	389.054	217,04
SINGAPORE	1.754.170	2.565.221	46,24	1.344.530	3.218.222	139,36
PHILIPPINES	159.131	0	-100,00	93.901	0	-100,00
MALAYSIA	907.448	6.429.679	608,55	565.118	6.269.503	1.009,41
INDIA	14.067.521	29.375.148	108,82	5.605.433	18.809.394	235,56
PAKISTAN	439.615	1.129.708	156,98	98.451	388.201	294,31
SRI LANKA	0	162.440	--	0	146.276	--

TABEL 5. PERKEMBANGAN EKSPOR INDONESIA MENURUT KOMODITI DAN NEGARA TUJUAN

JENIS BARANG	BERAT BERSIH (KG)		PERUB	NILAI FOB (US \$)		PERUB
	JAN-JAN 2007	JAN-JAN 2008	%	JAN-JAN 2007	JAN-JAN 2008	%
(1)	(2)	(3)	(4)	(5)	(6)	(7)
SAUDI ARABIA	12.000	28.800	140,00	12.490	38.246	206,21
TURKEY	38.349	174.852	355,95	33.720	202.783	501,37
EGYPT	500.000	25.532	-94,89	207.500	34.245	-83,50
ETHIOPIA	0	36.260	--	0	27.558	--
SOUTH AFRICA	109.600	600.270	447,69	101.685	375.168	268,95
AUSTRALIA	84.369	64.490	-23,56	95.551	96.533	1,03
UNITED STATES	1.727.185	3.907.938	126,26	1.631.762	6.226.923	281,61
MEXICO	23.999	0	-100,00	23.326	0	-100,00
ARGENTINA	96.000	0	-100,00	93.605	0	-100,00
BRAZIL	628.800	684.000	8,78	572.138	836.479	46,20
COSTA RICA	0	84.800	--	0	61.904	--
UNITED KINGDOM	1.000.000	145.950	-85,41	375.000	188.787	-49,66
NETHERLANDS	9.071.023	1.368.508	-84,91	4.469.054	1.817.172	-59,34
FRANCE	0	40.500	--	0	95.986	--
GERMANY, FED. REP. OF	237.860	198.310	-16,63	226.004	317.296	40,39
BELGIUM	100.000	0	-100,00	84.837	0	-100,00
DENMARK	0	5.000.000	--	0	3.362.600	--
ITALY	341.800	0	-100,00	237.222	0	-100,00
SPAIN	7.564.998	229.649	-96,96	2.500.549	254.341	-89,83
GREECE	0	7.039	--	0	9.547	--
-ALAT LISTRIK	40.280.731	46.717.157	15,98	389.012.056	415.906.830	6,91
JAPAN	4.602.900	5.900.224	28,18	65.500.689	79.774.965	21,79
HONG KONG	2.103.469	869.637	-58,66	14.628.027	14.827.307	1,36
KOREA, REPUBLIC OF	397.218	543.962	36,94	6.618.793	8.432.971	27,41
TAIWAN	279.028	501.530	79,74	3.555.449	5.417.403	52,37
CHINA	916.566	840.489	-8,30	11.645.805	10.546.367	-9,44
PAPUA NEW GUINEA	645.485	393.441	-39,05	920.127	692.177	-24,77
THAILAND	1.803.910	2.806.759	55,59	13.144.125	16.607.087	26,35
SINGAPORE	4.393.824	3.839.154	-12,62	140.496.943	99.987.833	-28,83
PHILIPPINES	951.105	1.464.356	53,96	4.912.521	6.994.061	42,37
MALAYSIA	3.470.833	2.781.988	-19,85	15.664.959	15.633.012	-0,20
MYANMAR (FORM. BURMA)	7.760	0	-100,00	60.847	0	-100,00
BRUNEI DARUSSALAM	57.590	3.001	-94,79	372.340	19.176	-94,85
VIET NAM	1.562.715	1.704.292	9,06	9.014.559	7.442.311	-17,44
MALDIVES	19.460	157	-99,19	52.065	9.273	-82,19
INDIA	270.464	269.349	-0,41	1.175.864	1.002.230	-14,77
PAKISTAN	252.773	150.890	-40,31	642.145	714.508	11,27
BANGLADESH	10.558	6.889	-34,75	24.010	27.028	12,57
SRI LANKA	108.041	113.790	5,32	408.391	483.347	18,35
AFGHANISTAN	80.502	35.840	-55,48	159.342	117.152	-26,48
IRAN (ISLAMIC REPUBLIC OF)	144.147	143.087	-0,74	312.975	566.131	80,89
SAUDI ARABIA	1.074.780	690.255	-35,78	3.027.650	2.593.224	-14,35
ISRAEL	0	18.763	--	0	79.491	--
KUWAIT	171.008	36.359	-78,74	355.823	107.725	-69,73
JORDAN	26.307	68.825	161,62	107.050	208.996	95,23
LEBANON	16.773	53.759	220,51	50.794	178.163	250,76
YEMEN	760	232.681	30.515,92	508	759.767	149.460,43
OMAN	112.285	84.927	-24,36	714.619	491.945	-31,16
SYRIA ARAB REPUBLIC	0	23.757	--	0	76.836	--
TURKEY	1.184.742	540.420	-54,39	2.475.538	1.176.712	-52,47
UNITED ARAB EMIRATES	1.700.343	5.970.665	251,14	3.641.757	34.012.597	833,96
QATAR	504.009	314.708	-37,56	2.987.858	1.374.385	-54,00
BAHRAIN	0	33.815	--	0	159.316	--
CYPRUS	92.933	19.212	-79,33	168.929	76.911	-54,47
EGYPT	305.846	646.155	111,27	667.274	1.551.171	132,46
MOROCCO	0	6.939	--	0	23.511	--
TUNISIA	0	33.950	--	0	868.354	--
ALGERIA	0	83.286	--	0	221.442	--
SUDAN	784.768	1.308.249	66,71	1.774.145	3.786.343	113,42
ERITREA	0	24.000	--	0	42.960	--
ETHIOPIA	30.882	0	-100,00	69.795	0	-100,00
TANZANIA, UNITED REPUBLIC OF	54.874	36.487	-33,51	108.165	146.445	35,39
MADAGASCAR	0	14.337	--	0	63.683	--
SOMALIA	47.506	0	-100,00	90.229	0	-100,00
KENYA	199.287	169.497	-14,95	1.053.852	421.151	-60,04
MOZAMBIQUE	36.747	3.342	-90,91	72.987	25.384	-65,22
EQUATORIAL GUINEA	72.249	0	-100,00	122.400	0	-100,00
TOGO	0	10.152	--	0	25.380	--
GHANA	41.052	116.113	182,84	171.264	439.948	156,88
GUINEA	0	35.108	--	0	55.400	--
ANGOLA	0	35.401	--	0	145.916	--
CAMEROON	23.469	72.546	209,11	51.981	136.056	161,74
NIGERIA	247.625	17.131	-93,08	594.150	73.999	-87,55
GABON	0	49.489	--	0	212.663	--
COTE D'IVOIRE	0	18.092	--	0	75.710	--
SENEGAL	0	40.638	--	0	37.244	--
BENIN	573	50.420	8.699,30	165	334.397	202.564,85

TABEL 5. PERKEMBANGAN EKSPOR INDONESIA MENURUT KOMODITI DAN NEGARA TUJUAN

JENIS BARANG	BERAT BERSIH (KG)		PERUB	NILAI FOB (US \$)		PERUB
	JAN-JAN 2007	JAN-JAN 2008	%	JAN-JAN 2007	JAN-JAN 2008	%
(1)	(2)	(3)	(4)	(5)	(6)	(7)
UGANDA	848	24.105	2.742,57	2.213	56.154	2.437,46
CENTRAL AFRICAN REPUBLIC	16	0	-100,00	23	0	-100,00
DJIBOUTI	47.290	103.064	117,94	102.412	390.589	281,39
SWAZILAND	0	120	--	0	6.573	--
SOUTH AFRICA	154.175	140.648	-8,77	497.220	622.592	25,21
MAURITIUS	20.636	0	-100,00	80.296	0	-100,00
AUSTRALIA	1.033.707	1.329.175	28,58	9.344.607	10.750.826	15,05
NEW ZEALAND	282.827	112.366	-60,27	1.420.716	360.611	-74,62
NEW CALEDONIA	0	12.066	--	0	37.990	--
VANUATU	24.358	37.126	52,42	32.867	68.180	107,44
FIJI	3.582	35.496	890,95	7.578	90.698	1.096,86
SAMOA	117.360	121.445	3,48	851.601	898.276	5,48
SOLOMON ISLANDS	50.600	24.247	-52,08	95.702	44.901	-53,08
TONGA	0	3.556	--	0	11.222	--
EAST TIMOR	12.142	3.845	-68,33	33.784	15.081	-55,36
UNITED STATES	3.104.851	3.285.984	5,83	29.183.335	32.471.222	11,27
CANADA	134.469	317.660	136,23	786.423	1.161.301	47,67
MEXICO	711.613	254.015	-64,30	2.140.345	1.736.259	-18,88
GUATEMALA	11.396	116.419	921,58	32.802	170.245	419,01
PANAMA	0	13.529	--	0	133.946	--
SURINAME	0	96	--	0	1.211	--
CHILE	151.490	123.616	-18,40	304.334	268.478	-11,78
VENEZUELA	71.353	222.785	212,23	131.276	2.043.530	1.456,67
ARGENTINA	62.056	77.671	25,16	316.091	364.502	15,32
BRAZIL	253.385	569.046	124,58	1.523.303	2.856.831	87,54
COLOMBIA	59.987	75.096	25,19	185.295	407.143	119,73
ECUADOR	160.725	139.046	-13,49	291.972	300.376	2,88
PERU	11.892	64.787	444,79	26.288	326.828	1.143,26
JAMAICA	23.752	0	-100,00	44.165	0	-100,00
DOMINICAN REPUBLIC	37.525	14.613	-61,06	69.415	77.143	11,13
HAITI	0	62.325	--	0	163.391	--
ARUBA	2.035	0	-100,00	8.341	0	-100,00
FRENCH POLYNESIA	0	7.122	--	0	102.629	--
SAN MARINO	0	4.833	--	0	66.564	--
UNITED KINGDOM	1.056.057	1.467.464	38,96	3.224.630	4.909.549	52,25
NETHERLANDS	509.179	621.555	22,07	2.786.112	3.655.194	31,19
FRANCE	452.804	426.254	-5,86	10.251.850	12.957.073	26,39
GERMANY, FED. REP. OF	258.915	575.842	122,41	8.261.146	5.322.313	-35,57
AUSTRIA	578	4.456	670,93	22.719	361.439	1.490,91
BELGIUM	43.194	714.200	1.553,47	310.397	1.736.509	459,45
SWITZERLAND	121.785	26.711	-78,07	772.528	1.134.753	46,89
DENMARK	16.478	3.040	-81,55	777.691	137.055	-82,38
NORWAY	7.593	6.339	-16,52	28.063	60.491	115,55
SWEDEN	37.362	41.847	12,00	644.215	578.244	-10,24
FINLAND	21.901	11.115	-49,25	459.858	100.747	-78,09
ITALY	357.337	552.283	54,56	1.183.800	1.798.473	51,92
SPAIN	1.056.091	1.270.770	20,33	2.333.833	5.309.380	127,50
PORTUGAL	2.977	1	-99,97	8.228	1.000	-87,85
GREECE	342.752	88.933	-74,05	688.687	386.411	-43,89
DEMOCRATIC REPUBLIC OF THE CONG	26.215	5.000	-80,93	45.909	20.300	-55,78
HUNGARY	12.601	12.556	-0,36	162.868	204.481	25,55
POLAND	207.889	19.953	-90,40	575.734	305.451	-46,95
BULGARIA	8	0	-100,00	432	0	-100,00
BELARUS	181.210	38.292	-78,87	318.859	117.504	-63,15
KAZAKHSTAN	18.400	19.901	8,16	62.869	64.620	2,79
UKRAINE	38.253	18.637	-51,28	192.922	59.024	-69,41
LITHUANIA	57.468	0	-100,00	252.822	0	-100,00
GEORGIA	19.900	38.311	92,52	48.878	92.400	89,04
MALTA	0	9.535	--	0	61.824	--
SLOVAKIA	7.542	7.225	-4,20	178.640	67.570	-62,18
CZECH REPUBLIC	22.386	45.890	104,99	126.903	400.491	215,59
RUSSIA FEDERATION	52.620	166.832	217,05	162.150	781.678	382,07
-DIODE TRANSISTOR	81.974	56.251	-31,38	9.899.277	11.795.975	19,16
JAPAN	14.339	11.127	-22,40	3.203.040	6.013.629	87,75
HONG KONG	9.849	4.524	-54,07	2.249.324	2.556.305	13,65
KOREA, REPUBLIC OF	29	253	772,41	4.484	29.664	561,55
TAIWAN	7.517	796	-89,41	418.845	176.998	-57,74
CHINA	6.568	1.839	-72,00	1.609.831	606.662	-62,32
THAILAND	185	395	113,51	2.976	1.462	-50,87
SINGAPORE	39.601	34.344	-13,27	1.992.758	1.661.481	-16,62
PHILIPPINES	186	203	9,14	15.534	624	-95,98
MALAYSIA	959	538	-43,90	108.588	52.638	-51,53
UNITED STATES	2.132	811	-61,96	168.948	196.094	16,07
UNITED KINGDOM	1	0	-100,00	69	0	-100,00
GERMANY, FED. REP. OF	602	1.220	102,66	122.642	452.235	268,74
AUSTRIA	0	185	--	0	2.583	--
DENMARK	2	0	-100,00	164	0	-100,00

TABEL 5. PERKEMBANGAN EKSPOR INDONESIA MENURUT KOMODITI DAN NEGARA TUJUAN

JENIS BARANG	BERAT BERSIH (KG)		PERUB	NILAI FOB (US \$)		PERUB
	JAN-JAN 2007	JAN-JAN 2008	%	JAN-JAN 2007	JAN-JAN 2008	%
(1)	(2)	(3)	(4)	(5)	(6)	(7)
FINLAND	3	16	433,33	2.050	45.600	2.124,39
RUSSIA FEDERATION	1	0	-100,00	24	0	-100,00
-AUDIO VISUAL	9.389.477	8.317.208	-11,42	211.764.926	181.325.548	-14,37
JAPAN	488.830	756.678	54,79	13.893.562	16.581.770	19,35
HONG KONG	239.110	241.470	0,99	12.412.353	16.565.144	33,46
KOREA, REPUBLIC OF	112.782	138.513	22,81	5.271.347	12.229.501	132,00
TAIWAN	13.389	20.119	50,27	303.179	491.541	62,13
CHINA	118.168	184.205	55,88	4.636.512	7.914.054	70,69
PAPUA NEW GUINEA	9.510	22.443	135,99	22.720	177.103	679,50
THAILAND	130.697	308.053	135,70	2.984.954	2.561.677	-14,18
SINGAPORE	2.063.383	1.201.676	-41,76	51.806.348	23.945.132	-53,78
PHILIPPINES	64.827	88.899	37,13	1.273.530	1.224.878	-3,82
MALAYSIA	299.939	560.597	86,90	3.978.079	9.003.103	126,32
MYANMAR (FORM. BURMA)	36.550	25.219	-31,00	233.098	61.800	-73,49
VIET NAM	65.632	85.145	29,73	10.043.473	1.737.522	-82,70
MALDIVES	0	24	--	0	1.375	--
INDIA	52.300	28.451	-45,60	1.271.291	915.223	-28,01
PAKISTAN	19.187	11.251	-41,36	87.848	39.936	-54,54
BANGLADESH	0	6.065	--	0	21.380	--
SRI LANKA	13.029	0	-100,00	78.382	0	-100,00
IRAN (ISLAMIC REPUBLIC OF)	12.876	0	-100,00	324.800	0	-100,00
SAUDI ARABIA	159.243	185.194	16,30	1.083.427	1.719.040	58,67
ISRAEL	0	52.013	--	0	1.446.391	--
KUWAIT	22.272	27.001	21,23	203.423	631.493	210,43
JORDAN	8.905	6.973	-21,70	36.077	122.276	238,93
LEBANON	545	5.751	955,23	23.777	163.939	589,49
YEMEN	0	41.298	--	0	508.195	--
OMAN	18.164	16.264	-10,46	189.577	160.646	-15,26
SYRIA ARAB REPUBLIC	11.305	51.275	353,56	26.870	151.537	463,96
TURKEY	16.198	29.567	82,53	361.996	1.298.903	258,82
UNITED ARAB EMIRATES	368.554	352.380	-4,39	5.911.586	5.593.191	-5,39
QATAR	13.552	15.065	11,16	113.673	270.303	137,79
BAHRAIN	1	0	-100,00	24	0	-100,00
EGYPT	2.149	54.878	2.453,65	29.647	1.330.798	4.388,81
SUDAN	31.680	5.485	-82,69	86.400	29.128	-66,29
ETHIOPIA	0	6.954	--	0	15.048	--
TANZANIA, UNITED REPUBLIC OF	95	0	-100,00	95	0	-100,00
KENYA	0	58	--	0	2.047	--
GHANA	2	0	-100,00	7	0	-100,00
NIGERIA	153.833	218.937	42,32	392.778	584.281	48,76
MAURITANIA	12.040	0	-100,00	36.860	0	-100,00
BENIN	0	2.169	--	0	1.178	--
UGANDA	0	5.550	--	0	31.247	--
SOUTH AFRICA	25.995	24.064	-7,43	518.772	507.815	-2,11
MAURITIUS	18	0	-100,00	72	0	-100,00
AUSTRALIA	126.161	136.623	8,29	2.651.982	3.556.824	34,12
NEW ZEALAND	18.579	83.614	350,05	473.486	2.258.770	377,05
FIJI	0	288	--	0	5.809	--
EAST TIMOR	23.213	0	-100,00	581.900	0	-100,00
UNITED STATES	1.086.796	1.020.071	-6,14	32.075.977	22.953.536	-28,44
CANADA	34.889	18.819	-46,06	1.218.775	957.427	-21,44
MEXICO	28.893	96.728	234,78	1.291.398	3.002.718	132,52
GUATEMALA	15.298	6.519	-57,39	91.426	47.892	-47,62
PANAMA	5.808	12.930	122,62	31.678	375.121	1.084,17
CHILE	1.302	2.089	60,45	152.069	169.584	11,52
VENEZUELA	37	1.545	4.075,68	17.185	112.150	552,60
ARGENTINA	6.565	40	-99,39	133.000	440	-99,67
BRAZIL	19.032	31.383	64,90	947.079	623.425	-34,17
COLOMBIA	104	349	235,58	41.553	68.267	64,29
URUGUAY	237	35	-85,23	1.804	7.905	338,19
PERU	290	528	82,07	125.438	131.977	5,21
PUERTO RICO	186	0	-100,00	87.849	0	-100,00
COSTA RICA	0	5	--	0	1.055	--
FRENCH POLYNESIA	0	2	--	0	26	--
UNITED KINGDOM	586.746	49.216	-91,61	4.040.567	727.752	-81,99
NETHERLANDS	230.945	104.319	-54,83	3.432.006	3.419.212	-0,37
FRANCE	64.868	56.275	-13,25	900.661	991.747	10,11
GERMANY, FED. REP. OF	513.355	517.312	0,77	5.206.199	3.852.793	-26,00
AUSTRIA	4.652	1.895	-59,26	52.978	301.813	469,69
BELGIUM	966.372	760.036	-21,35	22.432.636	16.126.755	-28,11
SWITZERLAND	320	706	120,63	10.176	91.849	802,60
LUXEMBOURG	0	1	--	0	6	--
DENMARK	533	10.900	1.945,03	61.846	47.097	-23,85
NORWAY	6.924	0	-100,00	12.136	0	-100,00
SWEDEN	31.901	5.167	-83,80	371.645	214.357	-42,32
FINLAND	426.636	17.955	-95,79	10.718.568	374.264	-96,51
IRELAND	1.016	0	-100,00	12.435	0	-100,00

TABEL 5. PERKEMBANGAN EKSPOR INDONESIA MENURUT KOMODITI DAN NEGARA TUJUAN

JENIS BARANG	BERAT BERSIH (KG)		PERUB	NILAI FOB (US \$)		PERUB
	JAN-JAN 2007	JAN-JAN 2008	%	JAN-JAN 2007	JAN-JAN 2008	%
	(1)	(2)	(3)	(4)	(5)	(6)
ITALY	95.898	40.158	-58,12	2.332.805	1.248.285	-46,49
SPAIN	36.595	20.450	-44,12	1.008.712	744.232	-26,22
GREECE	0	88	--	0	200	--
DEMOCRATIC REPUBLIC OF THE CONC	140	0	-100,00	1.238	0	-100,00
HUNGARY	44.556	25.441	-42,90	305.508	302.580	-0,96
POLAND	4.163	84.642	1.933,20	123.456	3.525.870	2.755,97
BULGARIA	48	0	-100,00	2.585	0	-100,00
UKRAINE	44.662	1.982	-95,56	192.424	368.079	91,29
ESTONIA	2.475	4.472	80,69	10.386	21.731	109,23
GEORGIA	0	2.926	--	0	19.772	--
SLOVAKIA	13.189	12.036	-8,74	472.543	923.117	95,35
SLOVENIA	0	88	--	0	1.640	--
CZECH REPUBLIC	3.429	170.526	4.873,05	13.224	3.655.453	27.542,57
RUSSIA FEDERATION	357.904	239.365	-33,12	2.491.056	2.055.423	-17,49
-FOTOGRAFI DAN OPTIK	238.135	294.667	23,74	13.481.046	18.206.876	35,06
JAPAN	10.151	25.859	154,74	1.199.183	1.145.554	-4,47
HONG KONG	5.455	6.686	22,57	449.687	262.924	-41,53
KOREA, REPUBLIC OF	523	1.782	240,73	13.314	29.558	122,01
TAIWAN	216	1.595	638,43	43.120	57.092	32,40
CHINA	13.199	13.925	5,50	664.700	520.208	-21,74
THAILAND	554	2.103	279,60	8.017	30.673	282,60
SINGAPORE	106.167	118.512	11,63	7.295.430	12.002.105	64,52
PHILIPPINES	236	0	-100,00	29.564	0	-100,00
MALAYSIA	2.390	6.975	191,84	52.595	555.598	956,37
BRUNEI DARUSSALAM	0	28	--	0	500	--
VIET NAM	227	227	0,00	7.813	10.890	39,38
INDIA	6.565	5.995	-8,68	316.676	110.797	-65,01
BANGLADESH	1.307	151	-88,45	5.450	212	-96,11
SRI LANKA	419	0	-100,00	4.584	0	-100,00
SAUDI ARABIA	0	82	--	0	1.491	--
SYRIA ARAB REPUBLIC	0	39	--	0	286	--
UNITED ARAB EMIRATES	2.037	0	-100,00	71.702	0	-100,00
ALGERIA	0	35	--	0	738	--
NIGERIA	0	81	--	0	1.068	--
AUSTRALIA	86	644	648,84	3.215	12.815	298,60
NEW ZEALAND	60	0	-100,00	1.175	0	-100,00
VANUATU	90	0	-100,00	283	0	-100,00
UNITED STATES	77.777	73.967	-4,90	2.602.501	2.043.731	-21,47
CANADA	233	0	-100,00	13.445	0	-100,00
MEXICO	0	131	--	0	900	--
ARGENTINA	0	13	--	0	237	--
BRAZIL	0	3.136	--	0	29.313	--
COLOMBIA	128	0	-100,00	19.062	0	-100,00
PUERTO RICO	160	0	-100,00	528	0	-100,00
NETHERLANDS ANTILLES	104	0	-100,00	33.557	0	-100,00
UNITED KINGDOM	2.208	21.375	868,07	47.642	661.044	1.287,52
NETHERLANDS	75	1.737	2.216,00	21.264	122.433	475,78
FRANCE	1.611	2.580	60,15	46.199	135.230	192,71
GERMANY, FED. REP. OF	4.816	5.270	9,43	433.790	285.979	-34,07
BELGIUM	0	70	--	0	405	--
NORWAY	307	945	207,82	61.714	167.100	170,77
ITALY	374	392	4,81	8.160	10.111	23,91
SPAIN	165	0	-100,00	8.768	0	-100,00
BULGARIA	75	0	-100,00	2.706	0	-100,00
YUGOSLAVIA	7	0	-100,00	3.100	0	-100,00
SLOVAKIA	127	0	-100,00	2.689	0	-100,00
SLOVENIA	0	274	--	0	4.370	--
CZECH REPUBLIC	286	58	-79,72	9.413	3.514	-62,67
-ALAT UKUR	92.726	76.885	-17,08	750.201	1.303.064	73,70
JAPAN	2	0	-100,00	6.704	0	-100,00
CHINA	28	500	1.685,71	445	15.635	3.413,48
THAILAND	1	500	49.900,00	9	40.725	452.400,00
SINGAPORE	79.971	48.635	-39,18	633.405	404.831	-36,09
MALAYSIA	363	266	-26,72	9.620	101.936	959,63
BRUNEI DARUSSALAM	0	695	--	0	54.548	--
VIET NAM	291	1.522	423,02	31.543	83.422	164,47
KUWAIT	0	3.626	--	0	31.921	--
YEMEN	7.399	0	-100,00	8.596	0	-100,00
OMAN	0	90	--	0	7.454	--
UNITED ARAB EMIRATES	1.170	3.214	174,70	35.800	42.940	19,94
KENYA	0	59	--	0	2.068	--
AUSTRALIA	60	12.421	20.601,67	1.878	346.666	18.359,32
UNITED STATES	0	195	--	0	23.562	--
COLOMBIA	2.999	0	-100,00	6.482	0	-100,00
UNITED KINGDOM	0	3.814	--	0	137.966	--
NETHERLANDS	3	0	-100,00	12.061	0	-100,00

TABEL 5. PERKEMBANGAN EKSPOR INDONESIA MENURUT KOMODITI DAN NEGARA TUJUAN

JENIS BARANG	BERAT BERSIH (KG)		PERUB	NILAI FOB (US \$)		PERUB
	JAN-JAN 2007	JAN-JAN 2008	%	JAN-JAN 2007	JAN-JAN 2008	%
(1)	(2)	(3)	(4)	(5)	(6)	(7)
FRANCE	0	19	--	0	800	--
GERMANY, FED. REP. OF	439	664	51,25	3.658	6.664	82,18
SWITZERLAND	0	665	--	0	1.926	--
-LONCENG, ARLOJI DAN BAGIANNYA	371.904	531.733	42,98	7.334.922	9.129.468	24,47
JAPAN	15.966	16.179	1,33	567.075	412.971	-27,18
HONG KONG	19.196	34.891	81,76	524.762	468.918	-10,64
KOREA, REPUBLIC OF	1.549	14.097	810,07	28.373	93.947	231,11
TAIWAN	93.495	73.244	-21,66	309.217	302.379	-2,21
CHINA	154	1.530	893,51	22.906	50.973	122,53
MACAU	2.698	2.447	-9,30	31.680	4.133	-86,95
PAPUA NEW GUINEA	0	15	--	0	1.500	--
THAILAND	1.473	10.056	582,69	68.057	266.112	291,01
SINGAPORE	22.923	65.293	184,84	2.647.437	1.393.624	-47,36
PHILIPPINES	14.400	18.553	28,84	286.725	276.937	-3,41
MALAYSIA	5.059	11.200	121,39	222.504	252.958	13,69
VIET NAM	31.953	39.632	24,03	537.489	660.910	22,96
INDIA	38.388	40.163	4,62	268.729	333.182	23,98
PAKISTAN	0	15	--	0	53	--
SRI LANKA	1.080	88	-91,85	15.500	1.593	-89,72
SAUDI ARABIA	0	22	--	0	321	--
OMAN	16.887	2.447	-85,51	25.929	34.507	33,08
UNITED ARAB EMIRATES	1.358	744	-45,21	106.608	17.732	-83,37
QATAR	0	24	--	0	400	--
BAHRAIN	0	500	--	0	2.878	--
MOROCCO	10.511	10.745	2,23	73.496	98.279	33,72
KENYA	47	0	-100,00	883	0	-100,00
ANGOLA	0	32.880	--	0	234.060	--
NIGERIA	6.496	900	-86,15	3.934	19.530	396,44
COTE D'IVOIRE	0	20.715	--	0	163.452	--
SENEGAL	0	16.393	--	0	120.272	--
SOUTH AFRICA	112	4.943	4.313,39	74.849	36.142	-51,71
MAURITIUS	4	0	-100,00	19	0	-100,00
AUSTRALIA	22.887	2.083	-90,90	281.784	53.274	-81,09
UNITED STATES	29.309	40.568	38,41	551.822	1.050.027	90,28
CANADA	0	1.362	--	0	37.671	--
MEXICO	167	3.494	1.992,22	1.180	82.076	6.855,59
CUBA	0	101	--	0	4.041	--
CHILE	3	0	-100,00	48	0	-100,00
VENEZUELA	0	7	--	0	31	--
BRAZIL	257	1.740	577,04	4.098	279.199	6.713,06
UNITED KINGDOM	8.845	7.469	-15,56	130.421	146.470	12,31
NETHERLANDS	126	1	-99,21	9.206	100	-98,91
FRANCE	5.754	38.180	563,54	236.576	1.271.947	437,65
GERMANY, FED. REP. OF	8.943	10.828	21,08	119.671	639.804	434,64
AUSTRIA	9	103	1.044,44	1.036	4.080	293,82
SWITZERLAND	241	13	-94,61	20.000	150	-99,25
DENMARK	8	0	-100,00	5.200	0	-100,00
SWEDEN	0	780	--	0	25.798	--
ITALY	536	414	-22,76	8.484	6.020	-29,04
SPAIN	455	611	34,29	7.910	10.434	31,91
PORTUGAL	10.224	3.955	-61,32	137.159	142.267	3,72
DEMOCRATIC REPUBLIC OF THE CONG	317	0	-100,00	2.800	0	-100,00
HUNGARY	20	223	1.015,00	311	19.322	6.112,86
ESTONIA	0	1	--	0	6	--
SLOVAKIA	0	524	--	0	73.664	--
CZECH REPUBLIC	0	1.560	--	0	35.324	--
RUSSIA FEDERATION	54	0	-100,00	1.044	0	-100,00
-COKLAT OLAHAN	10.974.007	12.174.591	10,94	25.429.246	31.176.643	22,60
JAPAN	170.708	94.893	-44,41	540.261	397.815	-26,37
HONG KONG	20.174	13.458	-33,29	39.979	45.174	12,99
KOREA, REPUBLIC OF	102.213	117.301	14,76	91.530	307.377	235,82
TAIWAN	9.267	15.228	64,33	27.000	25.886	-4,13
CHINA	177.080	462.999	161,46	156.677	324.826	107,32
THAILAND	463.900	202.467	-56,36	617.859	382.486	-38,09
SINGAPORE	215.888	108.005	-49,97	423.223	195.539	-53,80
PHILIPPINES	596.130	1.152.225	93,28	437.639	1.029.615	135,27
MALAYSIA	572.888	786.247	37,24	355.627	824.623	131,88
MYANMAR (FORM. BURMA)	5.000	0	-100,00	5.181	0	-100,00
BRUNEI DARUSSALAM	3.382	4.148	22,65	8.764	12.257	39,86
VIET NAM	95	189	98,95	325	570	75,38
MALDIVES	3.772	0	-100,00	8.031	0	-100,00
INDIA	69.856	104.562	49,68	62.540	115.209	84,22
PAKISTAN	90.760	43.000	-52,62	69.577	36.550	-47,47
BANGLADESH	13.695	10.898	-20,42	25.910	21.201	-18,17
SRI LANKA	20.888	17.000	-18,61	34.115	13.990	-58,99
IRAN (ISLAMIC REPUBLIC OF)	0	70.000	--	0	59.500	--

TABEL 5. PERKEMBANGAN EKSPOR INDONESIA MENURUT KOMODITI DAN NEGARA TUJUAN

JENIS BARANG	BERAT BERSIH (KG)		PERUB	NILAI FOB (US \$)		PERUB
	JAN-JAN 2007	JAN-JAN 2008	%	JAN-JAN 2007	JAN-JAN 2008	%
(1)	(2)	(3)	(4)	(5)	(6)	(7)
SAUDI ARABIA	5.163	11.464	122,04	27.011	13.725	-49,19
KUWAIT	6.967	31.496	352,07	15.843	45.154	185,01
JORDAN	186	0	-100,00	577	0	-100,00
YEMEN	0	34.765	--	0	77.388	--
OMAN	0	8.293	--	0	14.600	--
TURKEY	100.000	0	-100,00	76.580	0	-100,00
UNITED ARAB EMIRATES	236.304	272.423	15,28	870.842	989.040	13,57
BAHRAIN	12.962	9.859	-23,94	42.179	26.906	-36,21
EGYPT	0	32.000	--	0	153.600	--
NAMIBIA	0	3.823	--	0	8.405	--
KENYA	20.324	25.000	23,01	81.576	21.250	-73,95
SOUTH AFRICA	330.000	174.748	-47,05	635.700	243.989	-61,62
MAURITIUS	24.997	43.859	75,46	54.908	95.995	74,83
AUSTRALIA	905.578	424.116	-53,17	2.837.311	1.738.478	-38,73
NEW ZEALAND	54.000	138.999	157,41	132.780	335.650	152,79
VANUATU	4.006	0	-100,00	12.591	0	-100,00
FIJI	3.979	25.125	531,44	16.118	38.806	140,76
KIRIBATI	0	43	--	0	94	--
SAMOA	0	2.257	--	0	3.144	--
SOLOMON ISLANDS	0	1.834	--	0	5.307	--
TONGA	0	3.965	--	0	4.570	--
UNITED STATES	1.605.205	2.171.417	35,27	5.498.861	10.491.185	90,79
MEXICO	96.000	219.000	128,13	73.920	183.679	148,48
CHILE	0	70.000	--	0	49.000	--
ARGENTINA	29.999	0	-100,00	14.400	0	-100,00
BRAZIL	252.000	417.997	65,87	194.040	223.595	15,23
COLOMBIA	0	380.000	--	0	178.600	--
URUGUAY	219.999	50.000	-77,27	79.600	38.000	-52,26
ECUADOR	0	80.000	--	0	36.000	--
COSTA RICA	0	20.000	--	0	9.000	--
UNITED KINGDOM	49.800	100	-99,80	31.153	2.200	-92,94
NETHERLANDS	1.000.000	380.008	-62,00	3.821.493	2.073.847	-45,73
FRANCE	980.000	1.320.000	34,69	3.960.566	7.160.444	80,79
GERMANY, FED. REP. OF	228.000	255.096	11,88	450.562	584.456	29,72
BELGIUM	889.400	312.800	-64,83	3.024.624	976.701	-67,71
SWITZERLAND	0	550	--	0	9.075	--
SPAIN	1.281.400	1.441.186	12,47	487.295	672.619	38,03
HUNGARY	33.008	13.500	-59,10	41.165	9.720	-76,39
ARMENIA	35	0	-100,00	178	0	-100,00
UKRAINE	40.999	16.500	-59,76	23.955	10.676	-55,43
LITHUANIA	0	50.000	--	0	42.500	--
LATVIA	14.000	0	-100,00	10.780	0	-100,00
ESTONIA	0	366.000	--	0	697.336	--
CROATIA	14.000	26.999	92,85	8.400	26.595	216,61
RUSSIA FEDERATION	0	136.749	--	0	92.696	--
-GULA TETES	7.807.746	44.604.527	471,29	541.479	2.450.638	352,58
KOREA, REPUBLIC OF	7.800.000	0	-100,00	535.020	0	-100,00
TAIWAN	0	34.614.613	--	0	1.824.110	--
SINGAPORE	4.975	5.750	15,58	5.933	32.134	441,61
MALAYSIA	2.771	11.639	320,03	526	21.140	3.919,01
VIET NAM	0	9.972.525	--	0	573.254	--
-KERUPUK UDANG	593.483	749.069	26,22	1.100.864	1.147.297	4,22
JAPAN	6.359	31.417	394,06	11.025	53.172	382,29
HONG KONG	15.362	8.855	-42,36	208.512	17.346	-91,68
KOREA, REPUBLIC OF	57.340	73.847	28,79	83.953	110.560	31,69
TAIWAN	7.450	0	-100,00	7.504	0	-100,00
CHINA	0	2.400	--	0	2.880	--
SINGAPORE	27.094	15.783	-41,75	47.580	16.557	-65,20
MALAYSIA	25.313	72.815	187,66	15.896	42.573	167,82
SAUDI ARABIA	5.957	21.619	262,92	6.475	27.371	322,72
UNITED ARAB EMIRATES	0	897	--	0	2.301	--
AUSTRALIA	0	34.006	--	0	58.679	--
NEW ZEALAND	1.946	0	-100,00	3.121	0	-100,00
UNITED STATES	7.524	10.850	44,21	22.095	26.778	21,19
CANADA	1.500	0	-100,00	3.760	0	-100,00
UNITED KINGDOM	111.173	151.310	36,10	150.441	220.752	46,74
NETHERLANDS	283.986	281.431	-0,90	484.672	492.093	1,53
FRANCE	14.565	30.101	106,67	29.826	61.859	107,40
BELGIUM	14.314	13.738	-4,02	11.352	14.376	26,64
ROMANIA	13.600	0	-100,00	14.652	0	-100,00
-BUAH/SAYURAN OLAHAN	47.885.055	42.592.105	-11,05	27.180.966	32.872.303	20,94
JAPAN	1.084.729	1.014.265	-6,50	1.015.262	1.007.902	-0,72
HONG KONG	255.010	79.284	-68,91	473.861	120.359	-74,60
KOREA, REPUBLIC OF	184.398	582.680	215,99	157.587	301.957	91,61
TAIWAN	741.038	1.136.154	53,32	414.824	442.984	6,79

TABEL 5. PERKEMBANGAN EKSPOR INDONESIA MENURUT KOMODITI DAN NEGARA TUJUAN

JENIS BARANG	BERAT BERSIH (KG)		PERUB	NILAI FOB (US \$)		PERUB
	JAN-JAN 2007	JAN-JAN 2008	%	JAN-JAN 2007	JAN-JAN 2008	%
(1)	(2)	(3)	(4)	(5)	(6)	(7)
CHINA	432.143	256.330	-40,68	119.660	110.318	-7,81
THAILAND	510	0	-100,00	2.142	0	-100,00
SINGAPORE	9.975.610	5.824.655	-41,61	4.404.856	5.193.890	17,91
PHILIPPINES	32.108	5.307	-83,47	31.798	15.105	-52,50
MALAYSIA	9.449.126	5.178.528	-45,20	1.198.886	878.348	-26,74
BRUNEI DARUSSALAM	6.287	0	-100,00	12.193	0	-100,00
VIET NAM	5.113.707	4.879.782	-4,57	3.551.534	4.323.257	21,73
MALDIVES	3.477	2.501	-28,07	4.304	4.090	-4,97
INDIA	13.766.154	11.094.609	-19,41	9.184.587	8.895.984	-3,14
PAKISTAN	150.000	767.817	411,88	90.500	355.877	293,23
IRAN (ISLAMIC REPUBLIC OF)	45.538	25.000	-45,10	6.082	20.000	228,84
SAUDI ARABIA	4.031	67.353	1.570,88	14.400	70.413	388,98
ISRAEL	0	34.905	--	0	21.971	--
KUWAIT	73.818	0	-100,00	36.011	0	-100,00
JORDAN	39.459	35.907	-9,00	75.678	90.329	19,36
LEBANON	44.931	42.218	-6,04	193.975	247.640	27,67
SYRIA ARAB REPUBLIC	14.400	44.159	206,66	73.292	238.309	225,15
TURKEY	100.025	100.000	-0,02	66.769	78.250	17,20
UNITED ARAB EMIRATES	178.859	228.447	27,72	145.864	266.302	82,57
BAHRAIN	24.750	11.700	-52,73	16.641	12.634	-24,08
CYPRUS	12.500	0	-100,00	9.375	0	-100,00
EGYPT	281.041	65.813	-76,58	138.021	49.294	-64,29
MOROCCO	50.000	0	-100,00	30.500	0	-100,00
UGANDA	0	151	--	0	418	--
SOUTH AFRICA	111.098	168.126	51,33	54.482	137.394	152,18
MAURITIUS	12.500	25.000	100,00	7.000	25.125	258,93
AUSTRALIA	42.169	139.352	230,46	23.573	191.149	710,88
NEW ZEALAND	66.987	19.200	-71,34	55.998	17.962	-67,92
NEW CALEDONIA	1.488	0	-100,00	1.800	0	-100,00
VANUATU	612	0	-100,00	1.926	0	-100,00
KIRIBATI	0	817	--	0	1.760	--
UNITED STATES	2.181.046	3.885.296	78,14	3.144.257	4.566.314	45,23
CANADA	16.783	0	-100,00	76.923	0	-100,00
MEXICO	51.120	19.200	-62,44	61.350	7.780	-87,32
PANAMA	0	16.296	--	0	17.894	--
CHILE	73.399	114.960	56,62	41.573	98.004	135,74
ARGENTINA	220.730	585.510	165,26	150.435	375.554	149,65
BRAZIL	193.000	56.000	-70,98	146.800	54.500	-62,87
URUGUAY	64.500	76.000	17,83	45.195	72.850	61,19
PARAGUAY	75.000	25.000	-66,67	24.000	25.250	5,21
PERU	25.500	0	-100,00	5.000	0	-100,00
PUERTO RICO	0	14.290	--	0	9.802	--
UNITED KINGDOM	127.140	205.320	61,49	84.920	131.294	54,61
NETHERLANDS	209.661	1.202.917	473,74	168.831	430.171	154,79
FRANCE	127.451	262.425	105,90	164.552	236.143	43,51
GERMANY, FED. REP. OF	575.608	1.120.784	94,71	424.892	836.569	96,89
AUSTRIA	35.460	92.634	161,24	21.510	53.370	148,12
BELGIUM	107.448	250.459	133,10	113.706	252.934	122,45
DENMARK	73.514	18.216	-75,22	30.382	12.128	-60,08
SWEDEN	17.831	75.300	322,30	9.141	52.500	474,34
FINLAND	106.658	201.558	88,98	49.886	142.575	185,80
ITALY	67.472	218.112	223,26	40.153	152.246	279,16
SPAIN	158.893	1.504.412	846,81	97.368	1.535.707	1.477,22
PORTUGAL	25.000	25.000	0,00	15.250	26.376	72,96
GREECE	25.000	99.794	299,18	15.250	81.271	432,92
HUNGARY	25.000	0	-100,00	15.250	0	-100,00
POLAND	325.000	126.000	-61,23	203.400	107.875	-46,96
ROMANIA	0	17.090	--	0	12.241	--
YUGOSLAVIA	0	18.408	--	0	13.000	--
BELARUS	0	36.816	--	0	26.000	--
KAZAKHSTAN	26.000	0	-100,00	26.650	0	-100,00
UKRAINE	0	161.588	--	0	121.715	--
UZBEKISTAN	12.500	0	-100,00	7.625	0	-100,00
LITHUANIA	25.000	23.955	-4,18	15.250	26.754	75,44
LATVIA	22.550	0	-100,00	12.628	0	-100,00
GEORGIA	0	30.000	--	0	37.500	--
SLOVENIA	17.730	18.705	5,50	7.920	11.520	45,45
RUSSIA FEDERATION	574.558	260.000	-54,75	347.488	225.445	-35,12
-MINUMAN OLAHAN	8.901.477	8.975.478	0,83	4.867.087	5.618.205	15,43
JAPAN	4.476.449	4.737.861	5,84	2.707.898	2.054.550	-24,13
HONG KONG	136.663	241.344	76,60	166.440	281.728	69,27
KOREA, REPUBLIC OF	1.662	6.688	302,41	3.190	3.190	0,00
TAIWAN	189.536	102.400	-45,97	141.254	78.500	-44,43
CHINA	290	330	13,79	189	189	0,00
PAPUA NEW GUINEA	47.584	37.798	-20,57	279.591	546.166	95,34
THAILAND	181.110	196.088	8,27	99.254	145.081	46,17
SINGAPORE	1.913.137	2.375.612	24,17	625.814	1.158.806	85,17

TABEL 5. PERKEMBANGAN EKSPOR INDONESIA MENURUT KOMODITI DAN NEGARA TUJUAN

JENIS BARANG	BERAT BERSIH (KG)		PERUB	NILAI FOB (US \$)		PERUB
	JAN-JAN 2007	JAN-JAN 2008	%	JAN-JAN 2007	JAN-JAN 2008	%
(1)	(2)	(3)	(4)	(5)	(6)	(7)
PHILIPPINES	214.483	63.684	-70,31	98.253	42.738	-56,50
MALAYSIA	322.351	356.296	10,53	202.987	306.289	50,89
CAMBODIA	0	22.358	--	0	57.035	--
BRUNEI DARUSSALAM	94.364	217.399	130,38	52.090	173.248	232,59
VIET NAM	324.997	42.148	-87,03	129.990	226.244	74,05
MALDIVES	3.958	2.699	-31,81	5.242	4.715	-10,05
INDIA	17.932	0	-100,00	11.250	0	-100,00
BANGLADESH	1.801	0	-100,00	910	0	-100,00
SAUDI ARABIA	19.397	36.498	88,16	18.864	6.196	-67,15
JORDAN	0	10.962	--	0	29.135	--
YEMEN	0	14.780	--	0	3.695	--
OMAN	54.827	91.378	66,67	35.888	59.813	66,67
UNITED ARAB EMIRATES	104.418	54.787	-47,53	107.415	86.122	-19,82
EGYPT	0	18.276	--	0	7.054	--
LIBYAN ARAB JAMAHIRIYA	0	14.275	--	0	47.301	--
TOGO	12	0	-100,00	12	0	-100,00
GHANA	17.664	0	-100,00	13.455	0	-100,00
SIERRA LEONE	17.664	17.664	0,00	13.455	13.800	2,56
SENEGAL	14.410	0	-100,00	7.281	0	-100,00
BENIN	31.986	0	-100,00	19.884	0	-100,00
SOUTH AFRICA	0	2	--	0	4	--
AUSTRALIA	484.035	159.049	-67,14	54.386	166.423	206,00
NEW ZEALAND	1.230	0	-100,00	3.857	0	-100,00
VANUATU	57.513	58.059	0,95	9.443	8.911	-5,63
AMERICAN SAMOA	10.923	0	-100,00	3.994	0	-100,00
SAMOA	0	3.041	--	0	4.235	--
SOLOMON ISLANDS	112.860	34.619	-69,33	26.270	4.295	-83,65
EAST TIMOR	158	0	-100,00	56	0	-100,00
UNITED STATES	18.540	9.294	-49,87	7.830	4.120	-47,38
CANADA	0	4	--	0	4	--
DOMINICAN REPUBLIC	9.550	0	-100,00	10.200	0	-100,00
CAPE VERDE	15.293	0	-100,00	8.424	0	-100,00
NETHERLANDS	4.665	50.075	973,42	2.008	98.606	4.810,66
GERMANY, FED. REP. OF	0	10	--	0	12	--
IRELAND	15	0	-100,00	13	0	-100,00
-ROKOK DAN TEMBAKAU OLAHAN	5.205.653	5.489.112	5,45	27.051.086	30.734.821	13,62
JAPAN	34.257	41.925	22,38	637.647	427.049	-33,03
HONG KONG	8.165	0	-100,00	126.015	0	-100,00
KOREA, REPUBLIC OF	1.617	0	-100,00	6.090	0	-100,00
CHINA	0	3.000	--	0	12.000	--
MACAU	9.400	9.400	0,00	40.687	40.084	-1,48
THAILAND	354.602	587.265	65,61	1.279.580	2.399.940	87,56
SINGAPORE	441.121	795.126	80,25	5.346.987	8.484.331	58,67
PHILIPPINES	76.589	51.211	-33,14	452.723	361.172	-20,22
MALAYSIA	623.223	670.170	7,53	4.508.152	5.348.694	18,64
CAMBODIA	1.626.563	2.364.747	45,38	5.828.585	9.338.530	60,22
BRUNEI DARUSSALAM	2.749	21.357	676,90	10.678	246.701	2.210,37
VIET NAM	375.614	145.862	-61,17	1.781.087	1.006.403	-43,50
SRI LANKA	1.038	0	-100,00	2.682	0	-100,00
JORDAN	43.092	0	-100,00	161.595	0	-100,00
LEBANON	25.536	0	-100,00	95.760	0	-100,00
TURKEY	22.800	0	-100,00	85.500	0	-100,00
UNITED ARAB EMIRATES	7.184	115.322	1.505,26	73.537	476.456	547,91
QATAR	363	0	-100,00	3.421	0	-100,00
EGYPT	28.728	0	-100,00	107.730	0	-100,00
TUNISIA	50.000	0	-100,00	75.000	0	-100,00
NIGERIA	0	11	--	0	60	--
SOUTH AFRICA	0	160	--	0	1.175	--
AUSTRALIA	674.149	396	-99,94	2.626.232	9.386	-99,64
UNITED STATES	113.145	321.738	184,36	678.504	780.526	15,04
BRAZIL	17.404	15.317	-11,99	85.330	80.104	-6,12
BOLIVIA	1.959	0	-100,00	22.970	0	-100,00
PARAGUAY	24.696	0	-100,00	339.500	0	-100,00
DOMINICAN REPUBLIC	8.895	0	-100,00	43.669	0	-100,00
UNITED KINGDOM	44	0	-100,00	679	0	-100,00
NETHERLANDS	38.432	31.576	-17,84	381.338	322.609	-15,40
FRANCE	0	3.000	--	0	15.450	--
GERMANY, FED. REP. OF	337.599	44.331	-86,87	1.615.158	260.859	-83,85
BELGIUM	32.904	137.965	319,30	318.736	792.668	148,69
SWITZERLAND	0	8.100	--	0	10.941	--
DENMARK	5	4.950	98.900,00	147.050	185.929	26,44
ITALY	0	6.199	--	0	32.851	--
SPAIN	4.216	3.587	-14,92	38.682	43.388	12,17
HUNGARY	0	462	--	0	7.617	--
POLAND	1.912	0	-100,00	27.519	0	-100,00
UKRAINE	37.652	0	-100,00	27.863	0	-100,00
CZECH REPUBLIC	0	275	--	0	4.298	--

TABEL 5. PERKEMBANGAN EKSPOR INDONESIA MENURUT KOMODITI DAN NEGARA TUJUAN

JENIS BARANG	BERAT BERSIH (KG)		PERUB	NILAI FOB (US \$)		PERUB
	JAN-JAN 2007	JAN-JAN 2008	%	JAN-JAN 2007	JAN-JAN 2008	%
(1)	(2)	(3)	(4)	(5)	(6)	(7)
RUSSIA FEDERATION	180.000	105.660	-41,30	74.400	45.600	-38,71
-DAGING TERNAK	267.645	253.878	-5,14	889.334	1.058.716	19,05
JAPAN	1.694	160	-90,55	5.081	5.639	10,98
HONG KONG	36.240	13.188	-63,61	47.718	34.485	-27,73
KOREA, REPUBLIC OF	3.017	7.391	144,98	10.496	21.525	105,08
SINGAPORE	3.031	0	-100,00	5.306	0	-100,00
MALAYSIA	346	3.664	958,96	864	3.744	333,33
AUSTRALIA	0	10	--	0	14	--
UNITED STATES	5	0	-100,00	11	0	-100,00
NETHERLANDS	40.488	39.204	-3,17	137.925	167.187	21,22
FRANCE	70.566	30.102	-57,34	288.369	106.012	-63,24
BELGIUM	112.258	148.221	32,04	393.564	671.914	70,73
SWITZERLAND	0	11.938	--	0	48.196	--
-DAGING UNGGAS	28	26.000	92.757,14	16.400	29.900	82,32
VIET NAM	0	26.000	--	0	29.900	--
CANADA	28	0	-100,00	16.400	0	-100,00
-IKAN OLAHAN	12.258.942	14.459.206	17,95	38.826.550	54.571.545	40,55
JAPAN	2.520.383	2.681.577	6,40	7.285.863	10.112.610	38,80
HONG KONG	190.219	180.030	-5,36	883.284	977.761	10,70
KOREA, REPUBLIC OF	258.193	389.176	50,73	334.945	898.157	168,15
TAIWAN	221.334	222.734	0,63	267.163	315.230	17,99
CHINA	136.797	36.485	-73,33	301.118	20.088	-93,33
THAILAND	785.722	448.595	-42,91	301.728	171.615	-43,12
SINGAPORE	709.197	490.313	-30,86	938.213	1.143.627	21,89
PHILIPPINES	13.488	23.890	77,12	12.283	41.628	238,91
MALAYSIA	338.362	463.951	37,12	267.233	875.737	227,71
VIET NAM	104.377	86.991	-16,66	208.313	143.969	-30,89
MALDIVES	427	416	-2,58	564	1.235	118,97
SRI LANKA	417.049	428.749	2,81	280.446	345.657	23,25
SAUDI ARABIA	169.500	89.570	-47,16	484.754	83.147	-82,85
JORDAN	325.584	155.040	-52,38	859.180	549.630	-36,03
LEBANON	16.319	1.247	-92,36	80.763	3.300	-95,91
YEMEN	0	89.310	--	0	244.924	--
UNITED ARAB EMIRATES	0	27.207	--	0	68.721	--
EGYPT	43.190	0	-100,00	95.110	0	-100,00
LIBYAN ARAB JAMAHIRIYA	289.242	265.506	-8,21	698.168	793.266	13,62
MOROCCO	0	14.921	--	0	23.779	--
SUDAN	0	19.000	--	0	39.786	--
NAMIBIA	0	15.500	--	0	16.000	--
REUNION	7.959	15.666	96,83	42.370	88.170	108,10
TOGO	15.500	32.430	109,23	17.260	43.980	154,81
GHANA	252.717	33.860	-86,60	275.315	47.000	-82,93
ANGOLA	0	68.579	--	0	66.850	--
CONGO	0	18.000	--	0	43.200	--
CAMEROON	304.792	62.000	-79,66	322.180	91.400	-71,63
NIGERIA	0	35.000	--	0	56.000	--
GABON	35.463	33.623	-5,19	34.236	34.981	2,18
COTE D'IVOIRE	0	31.000	--	0	49.200	--
BENIN	0	93.000	--	0	88.560	--
SOUTH AFRICA	78.000	36.035	-53,80	102.700	43.630	-57,52
ZIMBABWE	0	31.000	--	0	49.200	--
MAURITIUS	0	17.850	--	0	24.938	--
AUSTRALIA	211.050	188.012	-10,92	819.774	726.203	-11,41
NEW ZEALAND	28.812	12.600	-56,27	129.125	60.520	-53,13
UNITED STATES	3.245.224	4.725.361	45,61	18.740.730	26.909.362	43,59
CANADA	218.043	259.165	18,86	801.739	1.003.559	25,17
MEXICO	0	75.022	--	0	120.504	--
PUERTO RICO	43.352	93.358	115,35	194.424	478.371	146,05
MARTINIQUE	40.325	0	-100,00	107.549	0	-100,00
NETHERLANDS ANTILLES	0	7.982	--	0	33.183	--
UNITED KINGDOM	154.988	325.433	109,97	716.406	1.118.795	56,17
NETHERLANDS	93.372	589.194	531,02	289.444	2.256.144	679,48
FRANCE	143.323	151.126	5,44	247.459	258.028	4,27
GERMANY, FED. REP. OF	414.892	795.400	91,71	945.301	1.914.413	102,52
BELGIUM	234.880	182.165	-22,44	1.137.215	934.969	-17,78
SWEDEN	0	16.368	--	0	52.475	--
IRELAND	0	18.061	--	0	235.026	--
ITALY	68.981	44.504	-35,48	143.907	73.566	-48,88
SPAIN	67.328	35.653	-47,05	343.760	142.483	-58,55
GREECE	3	0	-100,00	9	0	-100,00
DEMOCRATIC REPUBLIC OF THE CONG	0	31.000	--	0	49.400	--
BULGARIA	60.555	86.457	42,77	116.519	237.577	103,90
UKRAINE	0	24.029	--	0	38.216	--
CROATIA	0	32.736	--	0	75.396	--
SLOVENIA	0	49.104	--	0	120.150	--

TABEL 5. PERKEMBANGAN EKSPOR INDONESIA MENURUT KOMODITI DAN NEGARA TUJUAN

JENIS BARANG	BERAT BERSIH (KG)		PERUB	NILAI FOB (US \$)		PERUB
	JAN-JAN 2007	JAN-JAN 2008	%	JAN-JAN 2007	JAN-JAN 2008	%
(1)	(2)	(3)	(4)	(5)	(6)	(7)
RUSSIA FEDERATION	0	78.225	--	0	136.229	--
-BERAS GILING	56.174	51.085	-9,06	29.053	41.973	44,47
JAPAN	0	348	--	0	357	--
HONG KONG	16	52	225,00	28	82	192,86
TAIWAN	0	43.200	--	0	37.368	--
SINGAPORE	22.500	0	-100,00	15.638	0	-100,00
MALAYSIA	33.346	7.485	-77,55	13.289	4.166	-68,65
SUDAN	312	0	-100,00	98	0	-100,00
-KOPI OLAHAN	15.500	39.811	156,85	23.015	122.612	432,75
JAPAN	0	1	--	0	2	--
HONG KONG	475	0	-100,00	500	0	-100,00
SINGAPORE	15.025	0	-100,00	22.515	0	-100,00
MALAYSIA	0	15.000	--	0	43.635	--
LEBANON	0	8.310	--	0	22.050	--
BELGIUM	0	16.500	--	0	56.925	--
-TEH OLAHAN	3.077.334	958.177	-68,86	5.404.352	2.243.606	-58,49
JAPAN	46.005	6.946	-84,90	74.894	13.490	-81,99
HONG KONG	400	1	-99,75	4.734	90	-98,10
KOREA, REPUBLIC OF	0	1.440	--	0	3.855	--
TAIWAN	35.210	61.115	73,57	91.323	104.180	14,08
CHINA	0	12.000	--	0	16.253	--
MONGOLIA	0	2.880	--	0	15.048	--
THAILAND	0	35.101	--	0	133.237	--
SINGAPORE	30.059	19.480	-35,19	112.358	71.636	-36,24
PHILIPPINES	2.073	17.388	738,78	18.653	80.730	332,80
MALAYSIA	370.010	137.109	-62,94	736.593	377.823	-48,71
BRUNEI DARUSSALAM	0	1.178	--	0	459	--
VIET NAM	0	15.851	--	0	72.313	--
INDIA	129.210	0	-100,00	182.375	0	-100,00
PAKISTAN	284.416	65.966	-76,81	448.021	103.090	-76,99
SRI LANKA	42.360	25.608	-39,55	72.431	41.747	-42,36
AFGHANISTAN	21.384	0	-100,00	28.116	0	-100,00
SAUDI ARABIA	0	19.764	--	0	50.585	--
UNITED ARAB EMIRATES	85.820	30.000	-65,04	125.583	32.100	-74,44
EGYPT	10.400	10.400	0,00	14.706	18.720	27,29
AUSTRALIA	164.791	153.360	-6,94	645.034	636.823	-1,27
NEW ZEALAND	45.071	28.446	-36,89	159.994	90.959	-43,15
EAST TIMOR	0	8.000	--	0	14.880	--
UNITED STATES	401.992	159.460	-60,33	575.113	172.333	-70,03
CANADA	43.820	22.000	-49,79	64.476	21.560	-66,56
SURINAME	1.921	0	-100,00	17.152	0	-100,00
CHILE	35.200	0	-100,00	58.074	0	-100,00
UNITED KINGDOM	526.657	37.199	-92,94	758.905	62.508	-91,76
NETHERLANDS	319.486	21.918	-93,14	475.043	21.427	-95,49
GERMANY, FED. REP. OF	29.399	31.520	7,21	43.542	31.037	-28,72
POLAND	66.220	3.047	-95,40	118.658	22.623	-80,93
UKRAINE	22.000	0	-100,00	22.946	0	-100,00
RUSSIA FEDERATION	363.430	31.000	-91,47	555.628	34.100	-93,86
-GULA PASIR	9.023	68.845	662,99	12.741	123.701	870,89
HONG KONG	1.571	1.373	-12,60	2.620	2.142	-18,24
SINGAPORE	104	367	252,88	107	442	313,08
MALAYSIA	6.043	8.732	44,50	5.992	4.200	-29,91
JORDAN	0	1.427	--	0	3.012	--
AUSTRALIA	240	5.780	2.308,33	797	71.109	8.822,08
UNITED STATES	1.065	2.166	103,38	3.225	5.308	64,59
CANADA	0	49.000	--	0	37.488	--
-GULA LAINNYA	606.506	702.852	15,89	303.407	468.206	54,32
JAPAN	1.720	511	-70,29	1.317	1.771	34,47
HONG KONG	8.317	2.210	-73,43	13.507	3.595	-73,38
THAILAND	720	111.382	15.369,72	2.720	60.525	2.125,18
SINGAPORE	195.464	94.279	-51,77	99.183	86.639	-12,65
PHILIPPINES	7	0	-100,00	655	0	-100,00
MALAYSIA	116.900	64.483	-44,84	49.700	49.873	0,35
BRUNEI DARUSSALAM	0	3.873	--	0	10.627	--
VIET NAM	0	132.000	--	0	68.610	--
MALDIVES	3.867	0	-100,00	981	0	-100,00
INDIA	74.000	500	-99,32	34.200	750	-97,81
PAKISTAN	126	0	-100,00	885	0	-100,00
TURKEY	14.000	36.000	157,14	8.255	19.281	133,57
AUSTRALIA	105.051	15.000	-85,72	47.616	11.689	-75,45
NEW ZEALAND	70.500	80.998	14,89	33.464	57.820	72,78
UNITED STATES	0	37.000	--	0	21.275	--
CANADA	0	66	--	0	132	--

TABEL 5. PERKEMBANGAN EKSPOR INDONESIA MENURUT KOMODITI DAN NEGARA TUJUAN

JENIS BARANG	BERAT BERSIH (KG)		PERUB	NILAI FOB (US \$)		PERUB
	JAN-JAN 2007	JAN-JAN 2008	%	JAN-JAN 2007	JAN-JAN 2008	%
	(1)	(2)	(3)	(4)	(5)	(6)
UNITED KINGDOM	12.750	12.750	0,00	7.050	7.178	1,82
NETHERLANDS	3.084	0	-100,00	3.874	0	-100,00
NORWAY	0	37.000	--	0	20.569	--
SPAIN	0	74.800	--	0	47.872	--
-MAKANAN OLAHAN LAINNYA	23.515.260	26.124.008	11,09	35.880.809	52.592.902	46,58
JAPAN	840.448	1.249.278	48,64	1.024.479	2.132.935	108,20
HONG KONG	778.635	687.332	-11,73	4.079.853	4.396.341	7,76
KOREA, REPUBLIC OF	381.712	774.121	102,80	395.307	818.707	107,11
TAIWAN	1.523.236	1.463.659	-3,91	2.453.141	2.272.903	-7,35
CHINA	86.664	275.663	218,08	182.301	776.762	326,09
MACAU	0	123	--	0	166.050	--
PAPUA NEW GUINEA	231.939	164.614	-29,03	272.871	225.571	-17,33
THAILAND	763.205	1.223.423	60,30	1.400.156	2.311.128	65,06
SINGAPORE	2.388.067	1.824.844	-23,58	3.387.412	10.965.748	223,72
PHILIPPINES	2.470.954	1.909.947	-22,70	3.017.932	2.660.713	-11,84
MALAYSIA	4.858.495	5.375.394	10,64	4.861.356	7.214.120	48,40
MYANMAR (FORM. BURMA)	7.620	5.864	-23,04	28.458	12.665	-55,50
CAMBODIA	17.025	12.743	-25,15	64.555	19.870	-69,22
BRUNEI DARUSSALAM	348.669	241.453	-30,75	467.691	332.739	-28,85
LAO PEOPLE'S DEMOCRATIC REPUBLIC	0	3.300	--	0	9.170	--
VIET NAM	698.427	1.266.729	81,37	1.723.002	2.691.441	56,21
MALDIVES	99.447	107.461	8,06	152.443	181.732	19,21
INDIA	252.021	119.896	-52,43	337.043	162.884	-51,67
PAKISTAN	106.667	39.952	-62,55	156.722	226.898	44,78
BANGLADESH	50.482	61.197	21,23	55.963	91.315	63,17
SRI LANKA	28.183	54.831	94,55	21.552	79.651	269,58
IRAN (ISLAMIC REPUBLIC OF)	0	5.081	--	0	15.445	--
SAUDI ARABIA	1.207.315	1.097.144	-9,13	2.296.196	2.159.184	-5,97
KUWAIT	94.691	19.377	-79,54	168.381	40.496	-75,95
JORDAN	223.762	99.833	-55,38	301.860	194.929	-35,42
LEBANON	72.461	19.719	-72,79	137.356	32.446	-76,38
YEMEN	0	4.923	--	0	7.800	--
OMAN	21.897	0	-100,00	32.978	0	-100,00
SYRIA ARAB REPUBLIC	2.054	0	-100,00	8.164	0	-100,00
TURKEY	99.311	9.691	-90,24	94.112	12.114	-87,13
UNITED ARAB EMIRATES	409.445	457.682	11,78	639.973	843.165	31,75
QATAR	84.292	1.520	-98,20	104.409	8.040	-92,30
BAHRAIN	0	19.101	--	0	9.782	--
CYPRUS	6.362	0	-100,00	7.137	0	-100,00
EGYPT	66.278	50.735	-23,45	109.177	78.878	-27,75
LIBYAN ARAB JAMAHIRIYA	0	2.460	--	0	41.000	--
MOROCCO	0	10.182	--	0	16.930	--
SUDAN	0	53	--	0	10	--
NAMIBIA	0	6.356	--	0	13.975	--
TANZANIA, UNITED REPUBLIC OF	0	6.272	--	0	5.487	--
MADAGASCAR	0	82.489	--	0	81.738	--
KENYA	25.726	23.455	-8,83	39.142	42.775	9,28
REUNION	0	276	--	0	771	--
TOGO	18.760	0	-100,00	14.183	0	-100,00
GHANA	0	11.250	--	0	41.300	--
ANGOLA	0	13.468	--	0	41.766	--
CAMEROON	12.504	20.161	61,24	13.950	26.252	88,19
NIGERIA	74.705	626.721	738,93	125.334	1.110.052	785,68
BENIN	46.990	51.333	9,24	109.555	121.448	10,86
SEYCHELLES	1.457	1.920	31,78	4.032	8.832	119,05
UGANDA	17.449	1.578	-90,96	21.394	5.256	-75,43
SOUTH AFRICA	88.130	138.498	57,15	111.581	233.853	109,58
MAURITIUS	14.400	46.320	221,67	20.880	27.755	32,93
ZAIRE	0	101	--	0	353	--
AUSTRALIA	994.488	1.003.328	0,89	1.468.174	1.660.787	13,12
NEW ZEALAND	119.762	165.633	38,30	209.915	261.744	24,69
MICRONESIA, FEDERATED STATES OF	603	4.255	605,64	3.674	3.249	-11,57
GUAM	60	180	200,00	384	1.668	334,38
NEW CALEDONIA	7.405	0	-100,00	9.946	0	-100,00
VANUATU	23.045	5.027	-78,19	29.173	5.708	-80,43
AMERICAN SAMOA	10.504	0	-100,00	5.171	0	-100,00
COOK ISLANDS	0	4.914	--	0	6.720	--
FIJI	31.026	37.721	21,58	54.773	77.423	41,35
KIRIBATI	6.814	719	-89,45	6.865	1.627	-76,30
SAMOA	18.840	48.949	159,81	14.550	66.325	355,84
SOLOMON ISLANDS	34.065	23.499	-31,02	38.024	45.722	20,25
TONGA	30.432	66.184	117,48	27.852	70.007	151,35
TUVALU	2.778	3.623	30,42	3.793	5.440	43,42
EAST TIMOR	8	0	-100,00	11	0	-100,00
UNITED STATES	1.674.701	1.878.298	12,16	3.061.301	3.121.766	1,98
CANADA	164.544	134.088	-18,51	282.571	194.682	-31,10
MEXICO	23.337	92.575	296,69	64.965	246.800	279,90

TABEL 5. PERKEMBANGAN EKSPOR INDONESIA MENURUT KOMODITI DAN NEGARA TUJUAN

JENIS BARANG	BERAT BERSIH (KG)		PERUB	NILAI FOB (US \$)		PERUB
	JAN-JAN 2007	JAN-JAN 2008	%	JAN-JAN 2007	JAN-JAN 2008	%
(1)	(2)	(3)	(4)	(5)	(6)	(7)
PANAMA	0	13.317	--	0	21.583	--
SURINAME	320	22.376	6.892,50	2.868	35.052	1.122,18
CHILE	0	4.230	--	0	11.620	--
BRAZIL	6.864	43.000	526,46	2.800	26.375	841,96
COLOMBIA	0	14.302	--	0	29.333	--
URUGUAY	0	9.802	--	0	26.821	--
TRINIDAD AND TOBAGO	0	797	--	0	8.887	--
JAMAICA	19.368	0	-100,00	12.861	0	-100,00
PUERTO RICO	21.392	97.199	354,37	56.423	52.454	-7,03
DOMINICAN REPUBLIC	51.000	34.000	-33,33	12.000	10.400	-13,33
UNITED KINGDOM	97.022	62.806	-35,27	208.632	164.294	-21,25
NETHERLANDS	1.225.904	1.377.410	12,36	1.190.988	1.178.047	-1,09
FRANCE	0	33.302	--	0	26.651	--
GERMANY, FED. REP. OF	36.126	127.091	251,80	75.178	264.526	251,87
AUSTRIA	279	21.040	7.441,22	1.188	99.880	8.307,41
BELGIUM	1.557	34.289	2.102,25	1.235	179.694	14.450,12
NORWAY	23.313	6.420	-72,46	28.353	19.992	-29,49
SWEDEN	44.000	0	-100,00	15.400	0	-100,00
FINLAND	11.592	788.978	6.706,23	22.599	1.173.196	5.091,36
ITALY	16.399	10.000	-39,02	186.335	123.210	-33,88
SPAIN	122.550	33.638	-72,55	96.028	42.175	-56,08
PORTUGAL	8.638	0	-100,00	7.610	0	-100,00
GREECE	0	30.690	--	0	39.153	--
DEMOCRATIC REPUBLIC OF THE CONG	0	21.760	--	0	28.288	--
POLAND	24.000	0	-100,00	13.800	0	-100,00
BULGARIA	2.460	10.768	337,72	41.000	32.856	-19,86
ARMENIA	1.923	0	-100,00	7.751	0	-100,00
BELARUS	0	10.080	--	0	21.240	--
UKRAINE	41.412	20.140	-51,37	48.912	21.449	-56,15
LITHUANIA	0	4.368	--	0	9.204	--
LATVIA	32.704	32.786	0,25	49.484	58.837	18,90
ESTONIA	0	37.905	--	0	63.945	--
CROATIA	3.914	0	-100,00	8.606	0	-100,00
MALTA	17.152	0	-100,00	22.915	0	-100,00
CZECH REPUBLIC	43.074	42.166	-2,11	44.670	39.001	-12,69
RUSSIA FEDERATION	0	20.832	--	0	43.896	--
SEMEN	584.031.108	398.850.933	-31,71	17.418.200	13.003.777	-25,34
JAPAN	2.000.000	4.719.121	135,96	82.000	270.921	230,39
HONG KONG	109.128	0	-100,00	22.707	0	-100,00
TAIWAN	2.176.262	1.956.000	-10,12	155.971	145.579	-6,66
SINGAPORE	41.565.643	5.889.732	-85,83	1.220.655	148.844	-87,81
PHILIPPINES	6.249	66.000	956,17	1.616	5.913	265,90
MALAYSIA	41.898.181	22.920.971	-45,29	1.150.771	669.837	-41,79
BRUNEI DARUSSALAM	41.040.600	21.075.876	-48,65	914.102	511.093	-44,09
VIET NAM	0	8.013.500	--	0	236.398	--
MALDIVES	7.000.000	3.100.000	-55,71	273.000	145.700	-46,63
BANGLADESH	62.285.289	45.650.708	-26,71	1.475.136	1.111.470	-24,65
SRI LANKA	68.204.448	111.775.748	63,88	2.442.580	4.258.627	74,35
KUWAIT	59.421.035	0	-100,00	2.168.867	0	-100,00
UNITED ARAB EMIRATES	40.412.924	0	-100,00	1.050.736	0	-100,00
TANZANIA, UNITED REPUBLIC OF	0	41.000.000	--	0	1.278.585	--
MADAGASCAR	23.754.860	0	-100,00	878.930	0	-100,00
MOZAMBIQUE	29.302.030	0	-100,00	816.941	0	-100,00
TOGO	0	27.050.000	--	0	843.554	--
GHANA	119.940.723	100.594.870	-16,13	3.286.976	3.137.084	-4,56
MAURITIUS	19.602.164	0	-100,00	735.081	0	-100,00
AUSTRALIA	24.052.772	0	-100,00	690.347	0	-100,00
NEW ZEALAND	0	37.807	--	0	4.728	--
VANUATU	845.000	0	-100,00	34.273	0	-100,00
AMERICAN SAMOA	0	520.000	--	0	24.571	--
SAMOA	0	1.300.000	--	0	60.197	--
SOLOMON ISLANDS	60.000	100	-99,83	2.438	4.631	89,95
TONGA	0	180.000	--	0	8.335	--
CHRISTMAS ISLANDS	351.000	0	-100,00	14.926	0	-100,00
EAST TIMOR	2.800	0	-100,00	147	0	-100,00
FRENCH POLYNESIA	0	3.000.500	--	0	137.710	--
-DARI ROTAN	4.189.062	594.865	-85,80	8.502.797	1.745.507	-79,47
JAPAN	31.708	21.296	-32,84	82.566	117.789	42,66
KOREA, REPUBLIC OF	170.689	166.067	-2,71	354.753	333.220	-6,07
TAIWAN	8.683	10.506	21,00	20.833	26.206	25,79
THAILAND	630	1.574	149,84	5.740	1.464	-74,49
SINGAPORE	0	493	--	0	2.701	--
MALAYSIA	238	124	-47,90	706	67	-90,51
VIET NAM	0	2.519	--	0	1.529	--
MALDIVES	1	1.089	108.800,00	80	10.355	12.843,75
INDIA	0	3.465	--	0	29.892	--

TABEL 5. PERKEMBANGAN EKSPOR INDONESIA MENURUT KOMODITI DAN NEGARA TUJUAN

JENIS BARANG	BERAT BERSIH (KG)		PERUB	NILAI FOB (US \$)		PERUB
	JAN-JAN 2007	JAN-JAN 2008	%	JAN-JAN 2007	JAN-JAN 2008	%
(1)	(2)	(3)	(4)	(5)	(6)	(7)
KUWAIT	0	155	--	0	4.978	--
TURKEY	1.626	3.967	143,97	3.322	7.170	115,83
REUNION	77	0	-100,00	109	0	-100,00
SEYCHELLES	10	0	-100,00	300	0	-100,00
SOUTH AFRICA	111	135	21,62	39	229	487,18
AUSTRALIA	23.681	15.115	-36,17	58.946	32.170	-45,42
NEW ZEALAND	2.560	2.619	2,30	8.897	7.456	-16,20
NEW CALEDONIA	435	18	-95,86	192	34	-82,29
FIJI	0	955	--	0	788	--
UNITED STATES	219.131	143.746	-34,40	711.277	595.905	-16,22
CANADA	1.539	6.034	292,07	9.495	19.156	101,75
MEXICO	3.007.531	8.311	-99,72	5.711.015	5.209	-99,91
ARGENTINA	196	0	-100,00	368	0	-100,00
BRAZIL	2	0	-100,00	6	0	-100,00
PUERTO RICO	0	56	--	0	243	--
FRENCH GUIANA	149	0	-100,00	136	0	-100,00
FRENCH POLYNESIA	0	608	--	0	846	--
GUADELOUPE	37	0	-100,00	33	0	-100,00
UNITED KINGDOM	23.187	27.617	19,11	74.211	90.601	22,09
NETHERLANDS	79.363	79.786	0,53	215.930	182.538	-15,46
FRANCE	487.684	23.754	-95,13	917.349	57.627	-93,72
GERMANY, FED. REP. OF	43.922	25.055	-42,96	63.569	38.472	-39,48
AUSTRIA	0	91	--	0	117	--
BELGIUM	28.039	8.436	-69,91	63.840	22.036	-65,48
NORWAY	0	2.467	--	0	9.779	--
SWEDEN	1.242	1.604	29,15	7.661	8.389	9,50
FINLAND	4.031	3.670	-8,96	44.379	49.718	12,03
ITALY	5.706	21.147	270,61	10.261	33.099	222,57
SPAIN	18.323	5.004	-72,69	39.805	30.362	-23,72
PORTUGAL	15.595	534	-96,58	76.392	2.661	-96,52
GREECE	10.916	3.335	-69,45	12.506	12.428	-0,62
HUNGARY	74	976	1.218,92	84	3.475	4.036,90
POLAND	1.241	1.688	36,02	7.295	5.216	-28,50
BULGARIA	0	795	--	0	1.359	--
LATVIA	0	42	--	0	181	--
ESTONIA	705	0	-100,00	702	0	-100,00
RUSSIA FEDERATION	0	12	--	0	42	--
-DARI BAHAN LAINNYA	1.837.145	1.298.830	-29,30	3.888.775	3.445.140	-11,41
JAPAN	76.115	113.769	49,47	343.560	398.142	15,89
HONG KONG	2.437	6.718	175,67	3.664	7.065	92,82
KOREA, REPUBLIC OF	92.301	79.044	-14,36	156.510	122.755	-21,57
TAIWAN	133.251	107.992	-18,96	37.599	52.023	38,36
CHINA	512.796	4.740	-99,08	116.276	4.204	-96,38
PAPUA NEW GUINEA	39	23	-41,03	22	107	386,36
THAILAND	11.304	2.847	-74,81	32.676	4.654	-85,76
SINGAPORE	8.221	3.653	-55,57	10.493	14.135	34,71
PHILIPPINES	29	71	144,83	61	49	-19,67
MALAYSIA	38.772	59.571	53,64	31.498	27.808	-11,72
VIET NAM	0	12	--	0	44	--
MALDIVES	4.491	1.099	-75,53	18.987	5.303	-72,07
INDIA	403	1.277	216,87	709	4.753	570,38
SRI LANKA	3.519	588	-83,29	4.047	2.340	-42,18
IRAN (ISLAMIC REPUBLIC OF)	3.609	1.093	-69,71	2.694	1.170	-56,57
ISRAEL	0	2.141	--	0	3.183	--
KUWAIT	90	74	-17,78	310	169	-45,48
JORDAN	0	40	--	0	34	--
LEBANON	555	0	-100,00	135	0	-100,00
TURKEY	5.579	510	-90,86	21.693	2.862	-86,81
UNITED ARAB EMIRATES	1.244	692	-44,37	2.319	1.555	-32,95
BAHRAIN	0	5.077	--	0	16.526	--
EGYPT	0	11.724	--	0	19.488	--
MOROCCO	9	0	-100,00	9	0	-100,00
TUNISIA	6.080	0	-100,00	7.205	0	-100,00
MADAGASCAR	0	1.201	--	0	550	--
KENYA	0	5.550	--	0	3.440	--
REUNION	4.126	4.843	17,38	8.093	10.264	26,83
SENEGAL	0	2.002	--	0	2.510	--
SEYCHELLES	7.062	449	-93,64	19.260	1.050	-94,55
SOUTH AFRICA	11.969	1.931	-83,87	12.617	2.182	-82,71
MAURITIUS	181	402	122,10	1.803	755	-58,13
AUSTRALIA	117.074	181.883	55,36	95.398	138.473	45,15
NEW ZEALAND	763	2.069	171,17	973	2.136	119,53
GUAM	526	145	-72,43	925	801	-13,41
NEW CALEDONIA	2.372	1.978	-16,61	1.664	3.152	89,42
NORTHERN MARIANA ISLANDS	41	0	-100,00	231	0	-100,00
SAINT VINCENT AND THE GRENADINES	0	2.171	--	0	2.546	--
VANUATU	310	149	-51,94	91	380	317,58

TABEL 5. PERKEMBANGAN EKSPOR INDONESIA MENURUT KOMODITI DAN NEGARA TUJUAN

JENIS BARANG	BERAT BERSIH (KG)		PERUB	NILAI FOB (US \$)		PERUB
	JAN-JAN 2007	JAN-JAN 2008	%	JAN-JAN 2007	JAN-JAN 2008	%
(1)	(2)	(3)	(4)	(5)	(6)	(7)
WALLIS AND FUTUNA ISLANDS	0	1.146	--	0	1.999	--
COOK ISLANDS	37	0	-100,00	512	0	-100,00
FIJI	178	0	-100,00	3.357	0	-100,00
UNITED STATES	329.583	246.079	-25,34	1.677.755	1.395.702	-16,81
CANADA	10.750	11.008	2,40	39.788	24.620	-38,12
MEXICO	4.513	5.911	30,98	10.476	9.328	-10,96
NICARAGUA	0	398	--	0	485	--
PANAMA	2.442	0	-100,00	4.669	0	-100,00
CHILE	0	3.039	--	0	6.281	--
ARGENTINA	2.266	9.239	307,72	3.840	21.553	461,28
BRAZIL	4.839	5.906	22,05	19.787	9.567	-51,65
COLOMBIA	4.851	0	-100,00	16.522	0	-100,00
BAHAMAS	0	7.889	--	0	6.209	--
JAMAICA	2.898	0	-100,00	6.309	0	-100,00
PUERTO RICO	258	280	8,53	628	1.205	91,88
DOMINICAN REPUBLIC	4.316	6.495	50,49	5.318	13.528	154,38
COSTA RICA	0	5.143	--	0	1.700	--
BARBADOS	3.088	0	-100,00	190	0	-100,00
ARUBA	0	249	--	0	801	--
CAYMAN ISLANDS	742	675	-9,03	200	176	-12,00
FRENCH GUIANA	325	22	-93,23	239	127	-46,86
FRENCH POLYNESIA	12.739	3.504	-72,49	20.875	4.270	-79,54
GRENADA	789	0	-100,00	437	0	-100,00
MARTINIQUE	460	2.435	429,35	1.506	2.904	92,83
NETHERLANDS ANTILLES	86	210	144,19	528	812	53,79
TURKS AND CAICOS ISLANDS	477	0	-100,00	3.996	0	-100,00
GUADELOUPE	1.823	1.769	-2,96	20.778	4.213	-79,72
SAINT KITTS AND NEVIS	0	1	--	0	16	--
UNITED KINGDOM	48.206	36.867	-23,52	217.344	113.874	-47,61
NETHERLANDS	21.462	35.087	63,48	37.696	51.986	37,91
FRANCE	67.722	35.908	-46,98	176.000	139.291	-20,86
GERMANY, FED. REP. OF	55.064	49.672	-9,79	111.491	97.199	-12,82
AUSTRIA	1.004	2.076	106,77	6.362	4.032	-36,62
BELGIUM	20.039	36.017	79,73	42.841	79.090	84,61
SWITZERLAND	3.058	1.784	-41,66	10.711	11.452	6,92
DENMARK	7.595	5.221	-31,26	13.098	18.111	38,27
NORWAY	57	330	478,95	168	2.447	1.356,55
SWEDEN	2.099	0	-100,00	13.103	0	-100,00
FINLAND	3.640	1.902	-47,75	5.959	6.630	11,26
IRELAND	7.806	15	-99,81	12.444	16	-99,87
ITALY	31.310	43.686	39,53	103.578	149.613	44,44
SPAIN	92.302	85.913	-6,92	267.265	296.238	10,84
PORTUGAL	1.376	5.924	330,52	1.235	29.597	2.296,52
GREECE	21.132	11.963	-43,39	64.907	31.481	-51,50
HUNGARY	806	3.315	311,29	794	4.762	499,75
POLAND	11.421	4.582	-59,88	9.855	10.799	9,58
ROMANIA	62	24	-61,29	130	115	-11,54
BULGARIA	10	1.438	14.280,00	40	3.316	8.190,00
UKRAINE	1.019	995	-2,36	967	7.176	642,09
ESTONIA	1.004	0	-100,00	1.000	0	-100,00
CROATIA	4.250	0	-100,00	17.328	0	-100,00
BOSNIA AND HERZEGOVINA	0	887	--	0	2.499	--
CZECH REPUBLIC	92	0	-100,00	36	0	-100,00
RUSSIA FEDERATION	1.881	16.298	766,45	5.191	23.312	349,08
-DARI ROTAN	9.456.436	12.853.227	35,92	27.138.374	28.485.390	4,96
JAPAN	886.704	1.031.696	16,35	2.658.129	2.827.292	6,36
HONG KONG	7.494	9.244	23,35	33.653	30.071	-10,64
KOREA, REPUBLIC OF	74.125	60.780	-18,00	115.306	119.283	3,45
TAIWAN	110.626	47.194	-57,34	165.143	100.438	-39,18
CHINA	66.212	40.906	-38,22	192.239	164.828	-14,26
PAPUA NEW GUINEA	1.310	19.126	1.360,00	726	150.538	20.635,26
THAILAND	12.701	7.319	-42,37	28.519	19.574	-31,37
SINGAPORE	37.664	49.021	30,15	106.750	94.525	-11,45
PHILIPPINES	1.152	9.963	764,84	3.699	19.624	430,52
MALAYSIA	107.315	166.855	55,48	370.941	428.026	15,39
BRUNEI DARUSSALAM	54	0	-100,00	399	0	-100,00
VIET NAM	0	192	--	0	490	--
MALDIVES	7.118	8.541	19,99	24.637	19.319	-21,59
INDIA	11.105	24.258	118,44	17.795	55.619	212,55
PAKISTAN	11.392	1.933	-83,03	9.795	2.417	-75,32
SRI LANKA	3.824	0	-100,00	1.989	0	-100,00
IRAN (ISLAMIC REPUBLIC OF)	0	4.813	--	0	12.038	--
SAUDI ARABIA	9.075	48.117	430,21	17.736	107.191	504,37
KUWAIT	55.576	33.055	-40,52	53.494	80.263	50,04
JORDAN	0	14.089	--	0	38.126	--
LEBANON	0	15.075	--	0	30.068	--
OMAN	0	14.030	--	0	29.478	--

TABEL 5. PERKEMBANGAN EKSPOR INDONESIA MENURUT KOMODITI DAN NEGARA TUJUAN

JENIS BARANG	BERAT BERSIH (KG)		PERUB	NILAI FOB (US \$)		PERUB
	JAN-JAN 2007	JAN-JAN 2008	%	JAN-JAN 2007	JAN-JAN 2008	%
(1)	(2)	(3)	(4)	(5)	(6)	(7)
TURKEY	90.242	127.802	41,62	280.358	215.077	-23,28
UNITED ARAB EMIRATES	38.105	73.257	92,25	192.513	194.968	1,28
QATAR	0	16.735	--	0	103.290	--
BAHRAIN	0	4.596	--	0	11.758	--
CYPRUS	22.746	31.264	37,45	68.288	90.698	32,82
EGYPT	28.771	11.473	-60,12	38.768	31.019	-19,99
LIBYAN ARAB JAMAHIRIYA	0	12.607	--	0	14.100	--
MOROCCO	4.950	12.379	150,08	9.350	28.273	202,39
NAMIBIA	0	5.280	--	0	10.467	--
TANZANIA, UNITED REPUBLIC OF	0	14.735	--	0	19.285	--
KENYA	0	4.500	--	0	16.150	--
REUNION	26.585	15.012	-43,53	44.864	21.559	-51,95
GUINEA	3.190	0	-100,00	7.872	0	-100,00
CONGO	48.600	46.314	-4,70	43.325	56.125	29,54
U.S. VIRGIN ISLANDS	10	163	1.530,00	284	160	-43,66
SEYCHELLES	0	699	--	0	6.017	--
SOUTH AFRICA	54.677	118.898	117,46	144.733	457.893	216,37
MAURITIUS	5.500	2.617	-52,42	6.188	16.941	173,77
AUSTRALIA	345.433	363.708	5,29	809.275	678.623	-16,14
NEW ZEALAND	13.746	41.050	198,63	23.675	100.211	323,28
GUAM	75	7.000	9.233,33	338	11.497	3.301,48
NEW CALEDONIA	188	9.278	4.835,11	209	23.911	11.340,67
VANUATU	0	148	--	0	378	--
WALLIS AND FUTUNA ISLANDS	1.441	0	-100,00	2.782	0	-100,00
SOLOMON ISLANDS	0	2.911	--	0	12.786	--
TONGA	0	3.159	--	0	2.392	--
UNITED STATES	1.123.763	1.014.935	-9,68	3.935.742	3.389.854	-13,87
CANADA	43.245	116.165	168,62	157.468	384.112	143,93
MEXICO	36.734	46.614	26,90	79.237	131.450	65,89
GUATEMALA	102	7.804	7.550,98	475	22.743	4.688,00
PANAMA	40.664	36.081	-11,27	70.143	80.008	14,06
SURINAME	3.200	18.467	477,09	3.198	19.138	498,44
CHILE	5.777	21.350	269,57	24.502	44.099	79,98
VENEZUELA	7.020	2.302	-67,21	18.750	12.422	-33,75
ARGENTINA	17.632	24.121	36,80	35.885	71.283	98,64
BRAZIL	22.538	19.426	-13,81	41.347	69.200	67,36
COLOMBIA	8.955	9.812	9,57	30.391	59.436	95,57
BOLIVIA	779	0	-100,00	1.750	0	-100,00
URUGUAY	0	4.422	--	0	12.485	--
PERU	6.854	4.137	-39,64	12.922	5.973	-53,78
TRINIDAD AND TOBAGO	1.051	0	-100,00	5.536	0	-100,00
PUERTO RICO	5.518	2.330	-57,77	19.665	5.956	-69,71
DOMINICAN REPUBLIC	25.908	8.639	-66,66	89.990	31.706	-64,77
COSTA RICA	24.489	58.196	137,64	29.234	227.169	677,07
BARBADOS	2.346	0	-100,00	11.301	0	-100,00
ANTIGUA AND BARBUDA	3.275	0	-100,00	14.680	0	-100,00
CAPE VERDE	4.806	0	-100,00	10.046	0	-100,00
CAYMAN ISLANDS	0	7.782	--	0	2.025	--
DOMINICA	0	948	--	0	2.937	--
FRENCH GUIANA	5.151	4.449	-13,63	8.809	10.545	19,71
FRENCH POLYNESIA	18.805	13.743	-26,92	42.810	21.664	-49,40
GRENADA	3.715	0	-100,00	11.214	0	-100,00
MARTINIQUE	33.375	3.213	-90,37	71.195	3.213	-95,49
NETHERLANDS ANTILLES	13.251	14.331	8,15	24.919	23.448	-5,90
SAINT LUCIA	1.950	0	-100,00	5.845	0	-100,00
GUADELOUPE	13.305	9.222	-30,69	36.418	29.013	-20,33
UNITED KINGDOM	613.917	3.758.467	512,21	1.591.252	2.493.232	56,68
NETHERLANDS	524.054	682.328	30,20	2.508.063	1.850.169	-26,23
FRANCE	396.993	433.073	9,09	1.014.153	1.203.131	18,63
GERMANY, FED. REP. OF	1.391.649	1.277.761	-8,18	3.726.197	3.716.329	-0,26
AUSTRIA	28.636	11.325	-60,45	60.192	26.061	-56,70
BELGIUM	444.738	414.690	-6,76	1.378.530	1.329.497	-3,56
SWITZERLAND	27.253	3.773	-86,16	49.331	12.422	-74,82
DENMARK	92.701	66.003	-28,80	226.866	310.411	36,83
NORWAY	22.677	27.983	23,40	48.607	88.099	81,25
SWEDEN	84.156	89.773	6,67	246.269	281.496	14,30
FINLAND	141.438	122.033	-13,72	379.006	327.135	-13,69
IRELAND	76.318	40.713	-46,65	335.545	79.575	-76,28
ITALY	893.629	703.441	-21,28	2.344.799	1.919.405	-18,14
SPAIN	544.162	440.368	-19,07	1.276.538	1.527.730	19,68
PORTUGAL	51.638	44.665	-13,50	137.809	139.703	1,37
GREECE	152.705	201.747	32,12	368.859	540.023	46,40
HUNGARY	52.742	7.910	-85,00	170.042	29.840	-82,45
POLAND	138.537	138.299	-0,17	385.677	374.574	-2,88
ROMANIA	2.146	53.761	2.405,17	11.703	129.188	1.003,89
BULGARIA	11.410	9.065	-20,55	26.972	21.613	-19,87
YUGOSLAVIA	5.678	0	-100,00	7.255	0	-100,00
UKRAINE	10.518	51.453	389,19	38.342	176.584	360,55

TABEL 5. PERKEMBANGAN EKSPOR INDONESIA MENURUT KOMODITI DAN NEGARA TUJUAN

JENIS BARANG	BERAT BERSIH (KG)		PERUB	NILAI FOB (US \$)		PERUB
	JAN-JAN 2007	JAN-JAN 2008	%	JAN-JAN 2007	JAN-JAN 2008	%
(1)	(2)	(3)	(4)	(5)	(6)	(7)
LITHUANIA	0	29.224	--	0	56.008	--
LATVIA	18.957	30.867	62,83	39.637	82.444	108,00
ESTONIA	1.639	11.912	626,78	11.517	32.723	184,13
CROATIA	30.228	28.059	-7,18	74.955	73.760	-1,59
BOSNIA AND HERZEGOVINA	0	232	--	0	940	--
MALTA	257	0	-100,00	520	0	-100,00
SLOVAKIA	1.359	34.095	2.408,83	10.800	15.058	39,43
SLOVENIA	23.946	38.619	61,28	78.755	118.056	49,90
CZECH REPUBLIC	28.064	3.798	-86,47	45.868	10.238	-77,68
RUSSIA FEDERATION	82.377	117.509	42,65	277.071	407.281	47,00
-DARI BAHAN LAINNYA	68.299.946	62.874.281	-7,94	147.297.169	153.692.059	4,34
JAPAN	8.042.157	8.074.106	0,40	13.336.983	14.188.767	6,39
HONG KONG	223.053	147.748	-33,76	517.926	424.924	-17,96
KOREA, REPUBLIC OF	1.246.671	1.341.307	7,59	2.523.466	2.643.704	4,76
TAIWAN	779.107	871.127	11,81	1.325.505	1.742.069	31,43
CHINA	519.300	496.330	-4,42	491.445	955.086	94,34
THAILAND	38.505	41.254	7,14	90.271	80.950	-10,33
SINGAPORE	706.856	651.275	-7,86	1.330.227	1.466.999	10,28
PHILIPPINES	86.618	197.835	128,40	68.674	193.209	181,34
MALAYSIA	1.669.894	2.538.185	52,00	1.775.765	2.480.935	39,71
CAMBODIA	2.610	5.387	106,40	4.326	33.221	667,94
BRUNEI DARUSSALAM	15.705	13.131	-16,39	18.853	11.237	-40,40
VIET NAM	69.159	25.006	-63,84	30.319	40.123	32,34
MALDIVES	93.052	96.637	3,85	135.498	137.046	1,14
INDIA	247.071	196.946	-20,29	369.317	308.143	-16,56
SRI LANKA	29.664	55.685	87,72	43.927	48.487	10,38
AFGHANISTAN	77.316	0	-100,00	62.530	0	-100,00
IRAN (ISLAMIC REPUBLIC OF)	21.151	52.314	147,34	70.189	183.081	160,84
SAUDI ARABIA	192.601	118.485	-38,48	189.978	158.367	-16,64
ISRAEL	0	67.335	--	0	146.741	--
KUWAIT	99.484	261.372	162,73	125.239	297.090	137,22
JORDAN	82.643	89.868	8,74	94.330	100.330	6,36
LEBANON	52.311	98.394	88,09	60.063	122.318	103,65
YEMEN	62.154	102.130	64,32	80.950	116.416	43,81
OMAN	5.457	9.339	71,14	27.383	14.972	-45,32
SYRIA ARAB REPUBLIC	65	5.484	8.336,92	485	41.949	8.549,28
TURKEY	266.766	303.952	13,94	656.926	1.215.125	84,97
UNITED ARAB EMIRATES	4.697.926	3.792.365	-19,28	3.019.801	3.156.714	4,53
QATAR	30.640	14.999	-51,05	52.211	50.355	-3,55
BAHRAIN	27.877	28.485	2,18	67.847	31.964	-52,89
CYPRUS	54.398	23.959	-55,96	111.496	83.022	-25,54
EGYPT	125.686	106.134	-15,56	130.469	266.387	104,18
MOROCCO	131.529	91.603	-30,36	133.689	90.610	-32,22
TUNISIA	2.654	0	-100,00	2.327	0	-100,00
ALGERIA	2.639	3.496	32,47	6.630	6.111	-7,83
SUDAN	0	49.015	--	0	48.362	--
NAMIBIA	0	19	--	0	54	--
ETHIOPIA	66.909	21.228	-68,27	55.747	22.235	-60,11
TANZANIA, UNITED REPUBLIC OF	147.701	47.452	-67,87	155.992	40.484	-74,05
MADAGASCAR	69	7.700	11.059,42	108	9.999	9.158,33
KENYA	77.770	126.580	62,76	47.184	103.723	119,83
REUNION	176.466	222.620	26,15	289.369	381.375	31,80
MOZAMBIQUE	40.187	5.277	-86,87	59.048	13.815	-76,60
GHANA	4.399	0	-100,00	7.200	0	-100,00
ANGOLA	0	52.874	--	0	38.539	--
CONGO	8.845	0	-100,00	5.730	0	-100,00
NIGERIA	10.469	22.957	119,29	10.738	28.602	166,36
SIERRA LEONE	0	8.000	--	0	7.549	--
GABON	0	24.365	--	0	20.624	--
SENEGAL	4.000	1.985	-50,38	6.616	2.489	-62,38
MAURITANIA	47.512	0	-100,00	92.920	0	-100,00
MALI	0	21.814	--	0	76.096	--
U.S. VIRGIN ISLANDS	12.660	10.192	-19,49	27.072	19.271	-28,82
SEYCHELLES	14.054	7.099	-49,49	20.404	27.752	36,01
DJIBOUTI	40.330	190.856	373,24	19.155	132.214	590,23
SAO TOME AND PRINCIPE	0	3.805	--	0	4.089	--
SOUTH AFRICA	386.549	406.224	5,09	660.093	734.313	11,24
MAURITIUS	26.181	54.541	108,32	27.173	160.411	490,33
RWANDA	36.419	0	-100,00	36.496	0	-100,00
VIRGIN ISLANDS (BRITISH)	4.348	0	-100,00	11.416	0	-100,00
AUSTRALIA	2.501.404	2.509.278	0,31	4.178.550	4.437.804	6,20
NEW ZEALAND	170.972	180.200	5,40	339.501	475.007	39,91
GUAM	1.980	5.999	202,98	3.008	16.877	461,07
NEW CALEDONIA	73.020	68.141	-6,68	93.627	170.648	82,26
SAINT VINCENT AND THE GRENADINES	2.743	7.660	179,26	7.722	22.666	193,52
VANUATU	3.049	3.529	15,74	888	8.817	892,91
WALLIS AND FUTUNA ISLANDS	0	1.077	--	0	1.880	--

TABEL 5. PERKEMBANGAN EKSPOR INDONESIA MENURUT KOMODITI DAN NEGARA TUJUAN

JENIS BARANG	BERAT BERSIH (KG)		PERUB	NILAI FOB (US \$)		PERUB
	JAN-JAN 2007	JAN-JAN 2008	%	JAN-JAN 2007	JAN-JAN 2008	%
(1)	(2)	(3)	(4)	(5)	(6)	(7)
FIJI	24.257	7.549	-68,88	38.744	24.233	-37,45
TONGA	0	11.410	--	0	8.634	--
EAST TIMOR	7.880	2.100	-73,35	33.058	21.468	-35,06
UNITED STATES	17.796.214	14.850.150	-16,55	52.051.876	46.552.105	-10,57
CANADA	781.542	889.351	13,79	2.033.053	2.520.542	23,98
MEXICO	169.152	69.539	-58,89	269.762	161.617	-40,09
GUATEMALA	9.564	8.249	-13,75	29.173	10.343	-64,55
HONDURAS	0	5.032	--	0	2.850	--
NICARAGUA	0	1.363	--	0	1.652	--
PANAMA	62.537	27.688	-55,73	121.220	50.548	-58,30
SURINAME	0	32.522	--	0	50.508	--
CHILE	4.675	0	-100,00	5.040	0	-100,00
VENEZUELA	16.558	4.804	-70,99	66.173	6.111	-90,77
ARGENTINA	47.728	34.624	-27,46	104.383	57.513	-44,90
BRAZIL	48.742	22.406	-54,03	95.598	68.769	-28,06
COLOMBIA	11.973	16.969	41,73	19.584	25.219	28,77
BOLIVIA	3.573	0	-100,00	8.030	0	-100,00
URUGUAY	0	6.868	--	0	7.225	--
ECUADOR	0	1.246	--	0	14.686	--
GUYANA	0	2.852	--	0	3.823	--
TRINIDAD AND TOBAGO	4.076	7.532	84,79	9.940	13.807	38,90
BAHAMAS	0	5.441	--	0	6.177	--
JAMAICA	11.718	32.858	180,41	11.452	44.388	287,60
PUERTO RICO	85.020	92.975	9,36	156.265	187.005	19,67
DOMINICAN REPUBLIC	67.431	110.534	63,92	145.394	187.258	28,79
EL SALVADOR	0	8.000	--	0	12.167	--
COSTA RICA	30.802	29.440	-4,42	48.298	74.310	53,86
BARBADOS	8.798	11.902	35,28	20.192	45.800	126,82
ANTIGUA AND BARBUDA	6.765	0	-100,00	2.136	0	-100,00
ARUBA	11.318	16.418	45,06	18.206	34.807	91,18
CAYMAN ISLANDS	20.865	0	-100,00	28.370	0	-100,00
DOMINICA	4.445	2.787	-37,30	8.580	8.570	-0,12
FRENCH GUIANA	8.139	0	-100,00	12.161	0	-100,00
FRENCH POLYNESIA	120.425	53.975	-55,18	152.081	96.858	-36,31
GRENADA	4.305	0	-100,00	1.169	0	-100,00
MARTINIQUE	27.774	47.395	70,65	62.541	102.539	63,95
NETHERLANDS ANTILLES	510	56.498	10.978,04	1.207	137.495	11.291,47
NORFOLK ISLANDS	33	0	-100,00	186	0	-100,00
SAINT LUCIA	5.278	0	-100,00	21.921	0	-100,00
TURKS AND CAICOS ISLANDS	5.229	2.888	-44,77	15.402	6.676	-56,65
GUADELOUPE	5.282	66.752	1.163,76	19.109	176.017	821,12
UNITED KINGDOM	4.881.344	2.324.910	-52,37	7.347.217	7.200.026	-2,00
NETHERLANDS	3.568.320	3.622.176	1,51	9.788.754	10.602.256	8,31
FRANCE	3.378.968	4.819.769	42,64	9.827.799	13.641.319	38,80
GERMANY, FED. REP. OF	3.110.364	1.844.561	-40,70	6.689.611	5.381.100	-19,56
AUSTRIA	104.422	54.875	-47,45	325.575	224.272	-31,12
BELGIUM	2.271.366	2.683.751	18,16	6.345.952	8.735.759	37,66
SWITZERLAND	79.546	64.318	-19,14	258.198	350.710	35,83
LUXEMBOURG	6.428	0	-100,00	19.162	0	-100,00
DENMARK	662.142	834.325	26,00	2.111.928	2.839.235	34,44
NORWAY	371.766	258.179	-30,55	909.464	827.400	-9,02
SWEDEN	561.447	443.118	-21,08	1.337.153	1.367.775	2,29
FINLAND	218.431	225.491	3,23	788.525	1.049.657	33,12
IRELAND	626.525	272.451	-56,51	1.109.212	636.131	-42,65
ITALY	2.115.317	1.849.775	-12,55	4.969.752	5.030.888	1,23
SPAIN	2.238.926	1.703.426	-23,92	4.367.520	4.147.851	-5,03
PORTUGAL	201.139	463.458	130,42	451.438	744.698	64,96
GREECE	400.644	304.957	-23,88	844.967	776.645	-8,09
DEMOCRATIC REPUBLIC OF THE CONG	37.872	0	-100,00	26.494	0	-100,00
HUNGARY	11.842	29.647	150,35	19.517	48.486	148,43
POLAND	134.756	150.499	11,68	268.025	370.252	38,14
ROMANIA	7.059	6.352	-10,02	1.680	10.020	496,43
BULGARIA	35.089	2.788	-92,05	64.771	4.766	-92,64
ARMENIA	0	48.980	--	0	75.630	--
UKRAINE	47.680	42.869	-10,09	87.444	112.237	28,35
LITHUANIA	3.565	27.784	679,35	13.441	51.989	286,79
LATVIA	37.461	29.358	-21,63	40.511	78.763	94,42
ESTONIA	17.110	5.105	-70,16	53.756	18.271	-66,01
GEORGIA	743	0	-100,00	8.017	0	-100,00
CROATIA	51.435	21.088	-59,00	131.466	59.560	-54,70
BOSNIA AND HERZEGOVINA	0	2.164	--	0	6.754	--
MALTA	0	11.702	--	0	14.277	--
SLOVAKIA	13.425	18.934	41,04	20.631	40.320	95,43
SLOVENIA	28.671	64.043	123,37	55.995	234.999	319,68
CZECH REPUBLIC	39.618	58.486	47,62	174.152	236.607	35,86
RUSSIA FEDERATION	63.162	62.665	-0,79	117.936	209.539	77,67
-AN ORGANIK	139.011.591	498.433.289	258,56	38.555.104	36.566.089	-5,16

TABEL 5. PERKEMBANGAN EKSPOR INDONESIA MENURUT KOMODITI DAN NEGARA TUJUAN

JENIS BARANG	BERAT BERSIH (KG)		PERUB	NILAI FOB (US \$)		PERUB
	JAN-JAN 2007	JAN-JAN 2008	%	JAN-JAN 2007	JAN-JAN 2008	%
(1)	(2)	(3)	(4)	(5)	(6)	(7)
JAPAN	1.327.104	22.922.101	1.627,23	987.948	6.628.885	570,98
HONG KONG	29.721	2.259	-92,40	12.437	7.165	-42,39
KOREA, REPUBLIC OF	34.523.649	14.764.423	-57,23	9.790.871	3.608.521	-63,14
TAIWAN	34.957.996	28.024.894	-19,83	9.147.983	6.771.414	-25,98
CHINA	508.916	404.107.370	79.305,51	707.801	10.694.694	1.410,97
PAPUA NEW GUINEA	48.000	0	-100,00	9.205	0	-100,00
THAILAND	14.987.595	7.257.441	-51,58	3.807.806	2.872.521	-24,56
SINGAPORE	1.817.795	2.999.761	65,02	606.931	995.340	64,00
PHILIPPINES	6.482.045	3.100.068	-52,17	1.684.545	545.521	-67,62
MALAYSIA	5.747.735	3.987.142	-30,63	1.607.287	1.501.269	-6,60
BRUNEI DARUSSALAM	1.820.000	2.225.000	22,25	224.310	379.215	69,06
VIET NAM	3.190.235	3.307.138	3,66	976.542	832.535	-14,75
INDIA	17.367.519	876.862	-94,95	4.442.550	149.842	-96,63
PAKISTAN	272.839	401.279	47,08	76.751	202.236	163,50
BANGLADESH	582.743	1.025.147	75,92	88.090	183.806	108,66
SRI LANKA	418.400	1.032.000	146,65	89.566	194.463	117,12
SAUDI ARABIA	106.259	0	-100,00	66.598	0	-100,00
TURKEY	0	19.000	--	0	8.020	--
UNITED ARAB EMIRATES	0	20.000	--	0	22.800	--
EGYPT	0	20.000	--	0	9.085	--
TANZANIA, UNITED REPUBLIC OF	250.000	0	-100,00	24.180	0	-100,00
KENYA	4.000	515.000	12.775,00	18.400	48.490	163,53
GUINEA	72.000	0	-100,00	31.680	0	-100,00
NIGERIA	7.889	56.050	610,48	17.314	60.000	246,54
SOUTH AFRICA	180.751	123.009	-31,95	45.189	82.605	82,80
MAURITIUS	174.000	43.500	-75,00	19.860	7.949	-59,97
AUSTRALIA	12.903.417	653.008	-94,94	3.275.177	238.860	-92,71
NEW ZEALAND	4.263	70.209	1.546,94	23.579	128.906	446,70
UNITED STATES	438.351	394.220	-10,07	179.101	166.183	-7,21
CANADA	75.000	21.500	-71,33	54.750	9.675	-82,33
UNITED KINGDOM	62.000	125.000	101,61	20.588	56.065	172,32
NETHERLANDS	44.100	40.000	-9,30	15.786	18.100	14,66
FRANCE	231.000	42.041	-81,80	108.514	30.951	-71,48
GERMANY, FED. REP. OF	62.000	64.019	3,26	23.348	26.271	12,52
BELGIUM	88.000	22.048	-74,95	29.392	10.000	-65,98
SWEDEN	8.263	0	-100,00	16.032	0	-100,00
FINLAND	40.700	19.800	-51,35	15.619	8.494	-45,62
ITALY	155.306	88.000	-43,34	301.036	38.148	-87,33
SPAIN	22.000	44.000	100,00	8.338	18.975	127,57
LITHUANIA	0	20.000	--	0	9.085	--
-ORGANIK	235.390.289	126.559.964	-46,23	203.236.139	124.460.392	-38,76
JAPAN	32.209.486	11.189.017	-65,26	15.772.934	9.590.644	-39,20
HONG KONG	1.576.355	640.642	-59,36	2.891.406	891.951	-69,15
KOREA, REPUBLIC OF	13.456.701	4.031.550	-70,04	10.426.916	6.254.988	-40,01
TAIWAN	10.898.516	4.294.166	-60,60	10.679.795	2.824.534	-73,55
CHINA	60.641.135	19.280.240	-68,21	55.587.293	19.908.648	-64,18
MACAU	0	18	--	0	720	--
THAILAND	37.280.971	10.406.577	-72,09	34.379.820	8.644.601	-74,86
SINGAPORE	23.401.328	3.130.264	-86,62	19.615.831	2.021.972	-89,69
PHILIPPINES	4.095.429	7.400.495	80,70	2.544.333	4.815.678	89,27
MALAYSIA	12.880.969	29.724.627	130,76	8.334.015	18.046.697	116,54
MYANMAR (FORM. BURMA)	58.298	122.500	110,13	68.762	184.225	167,92
CAMBODIA	278.998	169.922	-39,10	328.275	194.880	-40,64
BRUNEI DARUSSALAM	728	17.975	2.369,09	927	19.336	1.985,87
NEPAL	0	22.500	--	0	21.200	--
VIET NAM	4.675.771	5.322.835	13,84	4.730.262	7.236.339	52,98
INDIA	3.520.462	1.986.062	-43,59	2.243.381	2.995.941	33,55
PAKISTAN	1.032.618	900.229	-12,82	1.423.014	1.461.629	2,71
BANGLADESH	169.184	638.582	277,45	145.094	637.797	339,58
SRI LANKA	100.801	594.443	489,72	204.547	769.238	276,07
IRAN (ISLAMIC REPUBLIC OF)	265.000	244.700	-7,66	328.824	296.569	-9,81
SAUDI ARABIA	288.533	639.583	121,67	407.018	929.450	128,36
ISRAEL	0	30.800	--	0	35.100	--
JORDAN	155.036	0	-100,00	136.392	0	-100,00
OMAN	1.933	0	-100,00	19.000	0	-100,00
SYRIA ARAB REPUBLIC	0	70.000	--	0	125.903	--
TURKEY	2.378.986	569.496	-76,06	2.095.787	863.942	-58,78
UNITED ARAB EMIRATES	103.354	613.828	493,91	98.170	585.369	496,28
EGYPT	61.600	389.451	532,23	85.681	530.898	519,62
MOROCCO	0	21.600	--	0	11.208	--
ALGERIA	18.750	20.900	11,47	36.413	34.485	-5,29
SUDAN	20.900	0	-100,00	12.508	0	-100,00
TANZANIA, UNITED REPUBLIC OF	43.200	148.500	243,75	19.236	234.700	1.120,11
KENYA	40.256	41.800	3,84	29.031	65.720	126,38
GHANA	99.450	61.575	-38,08	75.051	50.383	-32,87
ANGOLA	0	950.400	--	0	579.744	--
CAMEROON	21.600	40.000	85,19	10.212	64.000	526,71

TABEL 5. PERKEMBANGAN EKSPOR INDONESIA MENURUT KOMODITI DAN NEGARA TUJUAN

JENIS BARANG	BERAT BERSIH (KG)		PERUB	NILAI FOB (US \$)		PERUB
	JAN-JAN 2007	JAN-JAN 2008	%	JAN-JAN 2007	JAN-JAN 2008	%
	(1)	(2)	(3)	(4)	(5)	(6)
NIGERIA	386.133	886.355	129,55	230.726	1.051.295	355,65
SIERRA LEONE	53.071	0	-100,00	65.278	0	-100,00
COTE D'IVOIRE	61.600	236.000	283,12	32.272	144.500	347,76
SWAZILAND	250	0	-100,00	17.290	0	-100,00
SOUTH AFRICA	447.057	113.125	-74,70	420.637	156.528	-62,79
MALAWI	20.000	80.000	300,00	11.400	109.000	856,14
MAURITIUS	33.673	0	-100,00	43.092	0	-100,00
AUSTRALIA	1.255.015	1.925.186	53,40	1.255.165	2.552.758	103,38
NEW ZEALAND	338.399	244.701	-27,69	349.907	333.754	-4,62
NEW CALEDONIA	1.149	0	-100,00	1.370	0	-100,00
EAST TIMOR	38.300	0	-100,00	69.553	0	-100,00
UNITED STATES	4.280.074	2.723.941	-36,36	4.669.449	4.594.595	-1,60
CANADA	310.298	266.200	-14,21	378.169	428.639	13,35
MEXICO	133.772	45.601	-65,91	262.523	44.698	-82,97
PANAMA	0	1.000	--	0	6.285	--
CHILE	250.250	40.000	-84,02	226.645	64.000	-71,76
VENEZUELA	17.499	0	-100,00	25.923	0	-100,00
ARGENTINA	302.500	210.720	-30,34	280.270	206.577	-26,29
BRAZIL	915.653	485.217	-47,01	677.682	525.439	-22,47
COLOMBIA	284.500	53.600	-81,16	414.562	67.185	-83,79
URUGUAY	0	500	--	0	128.250	--
PARAGUAY	40.000	43.200	8,00	23.037	24.242	5,23
PERU	35.000	39.600	13,14	44.315	46.080	3,98
TRINIDAD AND TOBAGO	0	174	--	0	1.375	--
DOMINICAN REPUBLIC	0	18.000	--	0	35.608	--
EL SALVADOR	0	20.000	--	0	34.000	--
COSTA RICA	17.500	0	-100,00	24.630	0	-100,00
UNITED KINGDOM	643.243	508.646	-20,92	662.463	711.129	7,35
NETHERLANDS	3.335.817	4.967.895	48,93	4.751.747	6.873.304	44,65
FRANCE	490.578	309.301	-36,95	661.557	559.362	-15,45
GERMANY, FED. REP. OF	1.783.392	1.049.782	-41,14	2.666.564	1.942.260	-27,16
AUSTRIA	0	330	--	0	16.500	--
BELGIUM	4.154.831	4.534.288	9,13	5.506.925	6.700.796	21,68
SWITZERLAND	6.340	34.848	449,65	55.522	112.120	101,94
DENMARK	40.000	178.600	346,50	76.314	143.428	87,94
NORWAY	21.861	20.655	-5,52	48.873	11.360	-76,76
SWEDEN	180.000	112.000	-37,78	209.232	173.614	-17,02
FINLAND	48.000	246.700	413,96	61.372	318.246	418,55
IRELAND	3.000	3.800	26,67	209.520	332.697	58,79
ITALY	3.435.358	295.850	-91,39	3.131.860	407.042	-87,00
SPAIN	685.144	704.905	2,88	1.077.204	1.336.178	24,04
PORTUGAL	52.500	0	-100,00	69.919	0	-100,00
GREECE	52.500	121.560	131,54	65.827	179.351	172,46
DEMOCRATIC REPUBLIC OF THE CONG	14.400	88.800	516,67	23.184	144.060	521,38
HUNGARY	28.224	14.700	-47,92	63.928	34.031	-46,77
POLAND	102.000	776.000	660,78	116.624	1.030.838	783,90
ROMANIA	35.000	0	-100,00	49.245	0	-100,00
BULGARIA	43.200	35.610	-17,57	19.904	53.660	169,59
LITHUANIA	136.000	34.000	-75,00	208.477	59.060	-71,67
LATVIA	0	17.500	--	0	28.780	--
SLOVENIA	117.499	105.000	-10,64	124.365	135.466	8,93
CZECH REPUBLIC	143.000	0	-100,00	210.514	0	-100,00
RUSSIA FEDERATION	840.361	1.250.797	48,84	911.176	1.673.813	83,70
-LAINNYA	143.122.261	22.947.769	-83,97	61.175.346	17.652.265	-71,14
JAPAN	28.178.386	0	-100,00	14.269.289	0	-100,00
HONG KONG	132.640	208	-99,84	226.005	832	-99,63
KOREA, REPUBLIC OF	6.000.001	15.100.000	151,67	3.825.002	11.322.000	196,00
TAIWAN	25.200.148	840	-100,00	12.471.919	4.509	-99,96
CHINA	10.103.048	330.904	-96,72	4.952.950	391.722	-92,09
THAILAND	65.869	4.460.000	6.671,02	65.667	3.578.390	5.349,30
SINGAPORE	73.133.922	3.001.050	-95,90	25.034.917	2.285.129	-90,87
PHILIPPINES	34.023	17.160	-49,56	36.619	20.833	-43,11
MALAYSIA	20.589	14.679	-28,70	10.882	13.712	26,01
MYANMAR (FORM. BURMA)	202.455	0	-100,00	210.042	0	-100,00
BRUNEI DARUSSALAM	0	17.014	--	0	18.440	--
VIET NAM	32.534	157	-99,52	45.994	805	-98,25
INDIA	1.215	0	-100,00	2.944	0	-100,00
PAKISTAN	0	1.298	--	0	5.979	--
SRI LANKA	2.195	4.289	95,40	5.784	8.815	52,40
UNITED ARAB EMIRATES	0	131	--	0	433	--
AUSTRALIA	0	39	--	0	666	--
NEW ZEALAND	15.236	0	-100,00	17.332	0	-100,00
PUPUK	3.088.763	31.811.623	929,91	451.616	9.220.396	1.941,65
JAPAN	2.439.531	2.636.732	8,08	291.556	330.963	13,52
KOREA, REPUBLIC OF	126.280	260.000	105,89	12.310	25.120	104,06
TAIWAN	113.499	40.016	-64,74	14.570	8.488	-41,74

TABEL 5. PERKEMBANGAN EKSPOR INDONESIA MENURUT KOMODITI DAN NEGARA TUJUAN

JENIS BARANG	BERAT BERSIH (KG)		PERUB	NILAI FOB (US \$)		PERUB
	JAN-JAN 2007	JAN-JAN 2008	%	JAN-JAN 2007	JAN-JAN 2008	%
	(1)	(2)	(3)	(4)	(5)	(6)
SINGAPORE	44.253	85.000	92,08	4.329	8.894	105,45
PHILIPPINES	110.000	3.436.883	3.024,44	15.030	1.058.340	6.941,52
MALAYSIA	18.001	580.000	3.122,04	2.179	108.585	4.883,25
BRUNEI DARUSSALAM	0	9	--	0	1	--
VIET NAM	0	260.000	--	0	28.700	--
MALDIVES	176	0	-100,00	232	0	-100,00
BANGLADESH	0	3.000.000	--	0	970.500	--
KENYA	129.023	230.000	78,26	30.600	110.400	260,78
AUSTRALIA	66.000	977.000	1.380,30	19.510	172.162	782,43
UNITED STATES	22.000	20.239.983	91.899,92	7.700	6.389.663	82.882,64
FRANCE	0	66.000	--	0	8.580	--
SPAIN	20.000	0	-100,00	53.600	0	-100,00
PRODUK PHARMASI	892.372	754.441	-15,46	14.678.890	13.394.011	-8,75
JAPAN	6.540	15.654	139,36	170.253	776.971	356,36
HONG KONG	9.035	2.611	-71,10	223.084	52.796	-76,33
KOREA, REPUBLIC OF	13.222	12.584	-4,83	1.807.739	2.121.493	17,36
TAIWAN	213	208	-2,35	25.046	25.661	2,46
CHINA	715	20.366	2.748,39	872.329	405.118	-53,56
MONGOLIA	0	212	--	0	21.879	--
PAPUA NEW GUINEA	353	3.062	767,42	516	10.395	1.914,53
THAILAND	57.896	112.384	94,11	1.640.415	1.136.343	-30,73
SINGAPORE	37.563	36.619	-2,51	340.751	351.070	3,03
PHILIPPINES	63.168	127.746	102,23	645.692	1.277.804	97,90
MALAYSIA	98.770	58.700	-40,57	158.950	396.227	149,28
MYANMAR (FORM. BURMA)	41.680	69.982	67,90	273.435	573.706	109,81
CAMBODIA	5.175	28.610	452,85	96.375	272.051	182,28
BRUNEI DARUSSALAM	457	970	112,25	7.124	21.725	204,96
VIET NAM	22.640	17.292	-23,62	619.786	541.614	-12,61
INDIA	2.687	435	-83,81	4.657.241	1.801.011	-61,33
PAKISTAN	2.051	16.475	703,27	27.661	83.836	203,08
BANGLADESH	3.852	0	-100,00	194.771	0	-100,00
SRI LANKA	356.540	25.341	-92,89	766.204	174.840	-77,18
AFGHANISTAN	5.975	0	-100,00	176.693	0	-100,00
LEBANON	801	0	-100,00	22.135	0	-100,00
YEMEN	0	735	--	0	38.231	--
UNITED ARAB EMIRATES	0	3.867	--	0	41.441	--
LIBYAN ARAB JAMAHIRIYA	147	0	-100,00	22.800	0	-100,00
MOROCCO	1.480	0	-100,00	149.680	0	-100,00
ETHIOPIA	0	4.858	--	0	252.714	--
TOGO	6.081	3.564	-41,39	68.664	2.082	-96,97
GHANA	6.051	0	-100,00	69.375	0	-100,00
NIGERIA	82.703	107.261	29,69	732.360	1.627.106	122,17
GABON	6.089	6.337	4,07	69.850	69.433	-0,60
COTE D'IVOIRE	14.280	0	-100,00	159.612	0	-100,00
BENIN	0	65	--	0	36	--
UGANDA	0	2.008	--	0	104.489	--
NIGER	0	1.332	--	0	137.700	--
SOUTH AFRICA	3.804	1	-99,97	190.340	10	-99,99
MAURITIUS	0	206	--	0	10.976	--
AUSTRALIA	1.501	17.250	1.049,23	111.628	412.972	269,95
NEW ZEALAND	0	3.240	--	0	31.977	--
UNITED STATES	28.062	38.854	38,46	51.589	20.530	-60,20
MEXICO	0	743	--	0	106.500	--
SURINAME	2.406	0	-100,00	21.485	0	-100,00
URUGUAY	500	0	-100,00	128.250	0	-100,00
ECUADOR	7.284	12.366	69,77	93.514	269.400	188,09
UNITED KINGDOM	1.722	0	-100,00	60.019	0	-100,00
NETHERLANDS	15	162	980,00	10	27.151	271.410,00
FRANCE	405	0	-100,00	23.406	0	-100,00
GERMANY, FED. REP. OF	509	0	-100,00	108	0	-100,00
BELGIUM	0	147	--	0	5.892	--
DENMARK	0	106	--	0	18.963	--
NORWAY	0	211	--	0	14.443	--
SWEDEN	0	227	--	0	6.708	--
ROMANIA	0	1.650	--	0	150.717	--
KULIT DAN BARANG DARI KULIT	836.766	1.061.909	26,91	15.804.945	20.927.010	32,41
JAPAN	15.856	15.405	-2,84	490.698	492.456	0,36
HONG KONG	121.959	160.858	31,90	2.308.680	2.922.233	26,58
KOREA, REPUBLIC OF	34.579	32.355	-6,43	171.506	160.612	-6,35
TAIWAN	31.629	6.942	-78,05	490.830	140.099	-71,46
CHINA	75.263	237.668	215,78	1.725.903	4.800.754	178,16
THAILAND	31.528	43.818	38,98	634.947	876.346	38,02
SINGAPORE	36.338	62.669	72,46	1.227.091	1.603.123	30,64
PHILIPPINES	1.330	443	-66,69	8.450	30.983	266,66
MALAYSIA	146.612	126.982	-13,39	2.302.103	1.982.378	-13,89
CAMBODIA	1.797	0	-100,00	42.442	0	-100,00

TABEL 5. PERKEMBANGAN EKSPOR INDONESIA MENURUT KOMODITI DAN NEGARA TUJUAN

JENIS BARANG	BERAT BERSIH (KG)		PERUB	NILAI FOB (US \$)		PERUB
	JAN-JAN 2007	JAN-JAN 2008	%	JAN-JAN 2007	JAN-JAN 2008	%
(1)	(2)	(3)	(4)	(5)	(6)	(7)
BRUNEI DARUSSALAM	237	434	83,12	66	863	1.207,58
NEPAL	0	27	--	0	2.940	--
VIET NAM	24.944	36.478	46,24	625.358	722.872	15,59
MALDIVES	778	532	-31,62	693	3.365	385,57
INDIA	52.710	58.229	10,47	1.242.071	625.492	-49,64
BANGLADESH	13.152	0	-100,00	260.394	0	-100,00
IRAN (ISLAMIC REPUBLIC OF)	0	7.800	--	0	21.133	--
SAUDI ARABIA	7	0	-100,00	83	0	-100,00
LEBANON	9	0	-100,00	96	0	-100,00
TURKEY	496	0	-100,00	2.912	0	-100,00
UNITED ARAB EMIRATES	123	94	-23,58	1.983	2.535	27,84
REUNION	0	3	--	0	24	--
SOUTH AFRICA	167	1.230	636,53	257	1.928	650,19
MAURITIUS	0	455	--	0	1.490	--
AUSTRALIA	1.537	3.712	141,51	20.831	87.499	320,04
NEW ZEALAND	66	200	203,03	1.997	2.800	40,21
NEW CALEDONIA	1	35	3.400,00	28	444	1.485,71
COOK ISLANDS	25	0	-100,00	298	0	-100,00
FIJI	67	0	-100,00	46	0	-100,00
UNITED STATES	60.734	82.494	35,83	1.746.960	2.901.894	66,11
CANADA	878	895	1,94	22.827	4.669	-79,55
MEXICO	360	605	68,06	15.000	27.989	86,59
BRAZIL	3.737	0	-100,00	13.779	0	-100,00
JAMAICA	227	0	-100,00	538	0	-100,00
DOMINICAN REPUBLIC	0	109	--	0	228	--
FRENCH POLYNESIA	425	0	-100,00	495	0	-100,00
UNITED KINGDOM	3.084	4.590	48,83	105.842	68.298	-35,47
NETHERLANDS	15.848	7.498	-52,69	139.392	39.117	-71,94
FRANCE	2.491	7.819	213,89	4.355	161.921	3.618,05
GERMANY, FED. REP. OF	27.461	9.028	-67,12	431.570	225.581	-47,73
AUSTRIA	0	2	--	0	13	--
BELGIUM	8	0	-100,00	551	0	-100,00
SWITZERLAND	2.888	114	-96,05	26.010	7.390	-71,59
DENMARK	129	25	-80,62	397	2.305	480,60
NORWAY	2	220	10.900,00	131	2.173	1.558,78
SWEDEN	3	0	-100,00	140	0	-100,00
FINLAND	14	0	-100,00	41	0	-100,00
ITALY	42.270	71.254	68,57	879.272	2.222.244	152,74
SPAIN	81.060	80.433	-0,77	848.262	774.731	-8,67
PORTUGAL	0	76	--	0	2.112	--
GREECE	3.890	372	-90,44	7.761	3.951	-49,09
POLAND	47	0	-100,00	1.859	0	-100,00
RUSSIA FEDERATION	0	6	--	0	25	--
KACA DAN BARANG DARI KACA	66.096.399	75.699.690	14,53	45.145.981	37.627.415	-16,65
JAPAN	9.913.927	7.793.164	-21,39	7.954.795	6.148.153	-22,71
HONG KONG	214.030	88.796	-58,51	344.148	266.916	-22,44
KOREA, REPUBLIC OF	1.741.535	3.593.466	106,34	728.351	1.181.185	62,17
TAIWAN	1.467.284	661.446	-54,92	597.874	298.596	-50,06
CHINA	1.785.967	978.216	-45,23	1.361.744	1.095.631	-19,54
MONGOLIA	0	7.731	--	0	6.750	--
PAPUA NEW GUINEA	62.688	118.293	88,70	33.548	66.558	98,40
THAILAND	2.334.523	5.305.892	127,28	1.137.373	1.841.783	61,93
SINGAPORE	880.051	1.925.336	118,78	679.227	1.050.726	54,69
PHILIPPINES	2.214.726	6.717.784	203,32	1.216.704	2.236.720	83,83
MALAYSIA	5.432.149	5.298.314	-2,46	1.837.591	2.132.687	16,06
MYANMAR (FORM. BURMA)	1.610.584	618.831	-61,58	397.279	287.681	-27,59
CAMBODIA	28.582	509.827	1.683,73	14.008	116.348	730,58
BRUNEI DARUSSALAM	46.504	83.212	78,94	14.766	34.208	131,67
VIET NAM	913.334	1.631.737	78,66	618.706	895.977	44,81
MALDIVES	3.196	659	-79,38	12.990	544	-95,81
INDIA	4.504.093	4.700.451	4,36	1.736.468	2.159.977	24,39
PAKISTAN	724.640	874.556	20,69	461.100	667.606	44,79
BANGLADESH	802.765	527.437	-34,30	246.618	231.178	-6,26
SRI LANKA	196.229	320.745	63,45	82.767	92.410	11,65
AFGHANISTAN	151.592	166.376	9,75	105.101	104.536	-0,54
IRAN (ISLAMIC REPUBLIC OF)	122.503	151.931	24,02	88.409	157.708	78,38
SAUDI ARABIA	315.805	281.302	-10,93	198.814	91.987	-53,73
ISRAEL	0	33	--	0	79	--
KUWAIT	109.590	123.236	12,45	52.612	49.410	-6,09
JORDAN	71.506	199.618	179,16	55.371	142.132	156,69
LEBANON	53.042	40.427	-23,78	42.538	21.774	-48,81
YEMEN	172.680	0	-100,00	77.480	0	-100,00
OMAN	20.372	5	-99,98	10.922	42	-99,62
SYRIA ARAB REPUBLIC	214.959	569.528	164,95	222.363	431.191	93,91
TURKEY	1.180.756	1.950.740	65,21	571.919	1.284.520	124,60
UNITED ARAB EMIRATES	922.397	1.385.262	50,18	443.228	829.213	87,08
QATAR	533	61.117	11.366,60	1.252	54.766	4.274,28

TABEL 5. PERKEMBANGAN EKSPOR INDONESIA MENURUT KOMODITI DAN NEGARA TUJUAN

JENIS BARANG	BERAT BERSIH (KG)		PERUB	NILAI FOB (US \$)		PERUB
	JAN-JAN 2007	JAN-JAN 2008	%	JAN-JAN 2007	JAN-JAN 2008	%
	(1)	(2)	(3)	(4)	(5)	(6)
BAHRAIN	19.395	38.838	100,25	5.466	10.613	94,16
CYPRUS	20.910	0	-100,00	8.133	0	-100,00
EGYPT	338.364	469.682	38,81	179.019	284.982	59,19
LIBYAN ARAB JAMAHIRIYA	32.606	0	-100,00	14.569	0	-100,00
MOROCCO	382.032	0	-100,00	141.907	0	-100,00
TUNISIA	261.000	0	-100,00	157.106	0	-100,00
ALGERIA	281.569	228.082	-19,00	229.356	150.350	-34,45
SUDAN	12.026	0	-100,00	3.777	0	-100,00
ETHIOPIA	24.442	0	-100,00	12.780	0	-100,00
TANZANIA, UNITED REPUBLIC OF	39.198	0	-100,00	7.169	0	-100,00
MADAGASCAR	60.255	31.243	-48,15	11.120	14.276	28,38
KENYA	178.908	1.633.771	813,19	37.881	425.587	1.023,48
REUNION	148.636	1.440	-99,03	63.968	3.612	-94,35
MOZAMBIQUE	857.714	0	-100,00	187.906	0	-100,00
GHANA	54.012	128.346	137,62	18.771	50.174	167,30
ANGOLA	24.051	0	-100,00	4.200	0	-100,00
CAMEROON	163.689	20.371	-87,56	33.083	8.534	-74,20
NIGERIA	114.103	877.092	668,68	61.400	393.709	541,22
COTE D'IVOIRE	0	103.341	--	0	24.964	--
SENEGAL	23.186	19.629	-15,34	16.434	27.629	68,12
SEYCHELLES	25	0	-100,00	121	0	-100,00
UGANDA	55.290	0	-100,00	18.913	0	-100,00
SAO TOME AND PRINCIPE	6.631	0	-100,00	8.280	0	-100,00
SOUTH AFRICA	1.281.029	1.242.588	-3,00	605.316	601.468	-0,64
ZIMBABWE	10.905	33.084	203,38	6.548	19.540	198,41
MAURITIUS	158.962	120.284	-24,33	55.994	57.097	1,97
AUSTRALIA	5.123.882	6.047.303	18,02	2.644.114	2.902.687	9,78
NEW ZEALAND	4.070.338	2.616.343	-35,72	1.215.754	922.066	-24,16
GUAM	162	85	-47,53	1.044	744	-28,74
NEW CALEDONIA	23.682	1.596	-93,26	23.140	3.058	-86,78
NORTHERN MARIANA ISLANDS	2	0	-100,00	21	0	-100,00
VANUATU	171	60	-64,91	50	150	200,00
WALLIS AND FUTUNA ISLANDS	0	27	--	0	48	--
FIJI	75.936	9.072	-88,05	27.788	7.863	-71,70
SAMOA	0	173.901	--	0	71.390	--
TONGA	0	520	--	0	394	--
EAST TIMOR	20.446	0	-100,00	11.202	0	-100,00
UNITED STATES	3.413.954	2.093.363	-38,68	3.897.325	1.578.223	-59,50
CANADA	443.733	106.732	-75,95	163.634	91.336	-44,18
MEXICO	404.572	498.274	23,16	192.699	258.888	34,35
GUATEMALA	0	37.217	--	0	34.853	--
HONDURAS	78.358	0	-100,00	22.434	0	-100,00
NICARAGUA	18.662	23.918	28,16	7.462	10.290	37,90
PANAMA	184.517	276.307	49,75	108.719	170.326	56,67
CUBA	0	21.667	--	0	14.073	--
SURINAME	23.386	0	-100,00	6.934	0	-100,00
CHILE	261.442	33.803	-87,07	168.924	38.302	-77,33
VENEZUELA	0	4	--	0	34	--
ARGENTINA	66.670	69.216	3,82	46.679	54.620	17,01
BRAZIL	226.733	531.073	134,23	78.510	208.592	165,69
COLOMBIA	61.178	290.045	374,10	42.336	210.774	397,86
URUGUAY	0	21.503	--	0	14.803	--
ECUADOR	21.575	149.959	595,06	7.537	101.112	1.241,54
PERU	344.042	0	-100,00	157.136	0	-100,00
GUYANA	0	20	--	0	28	--
TRINIDAD AND TOBAGO	83.994	41.936	-50,07	22.086	12.004	-45,65
BAHAMAS	0	232	--	0	264	--
JAMAICA	88.403	23.677	-73,22	30.448	7.741	-74,58
PUERTO RICO	106.409	156.662	47,23	82.140	98.123	19,46
DOMINICAN REPUBLIC	159.838	278.464	74,22	76.051	147.517	93,97
EL SALVADOR	91.490	68.739	-24,87	26.179	23.036	-12,01
COSTA RICA	0	23.394	--	0	11.075	--
ARUBA	129	20.445	15.748,84	209	6.180	2.856,94
CAYMAN ISLANDS	178	284	59,55	48	74	54,17
FRENCH GUIANA	228	0	-100,00	618	0	-100,00
FRENCH POLYNESIA	262	469	79,01	917	651	-29,01
GRENADA	0	2	--	0	20	--
MARTINIQUE	577	0	-100,00	815	0	-100,00
NETHERLANDS ANTILLES	0	680	--	0	2.115	--
SAINT LUCIA	7	0	-100,00	101	0	-100,00
GUADELOUPE	208	33	-84,13	504	66	-86,90
UNITED KINGDOM	291.522	203.845	-30,08	272.374	307.837	13,02
NETHERLANDS	104.545	129.953	24,30	93.230	144.480	54,97
FRANCE	6.249.360	90.128	-98,56	11.644.318	186.407	-98,40
GERMANY, FED. REP. OF	84.396	178.395	111,38	113.692	233.011	104,95
AUSTRIA	1.387	167	-87,96	17.529	568	-96,76
BELGIUM	27.500	14.632	-46,79	44.431	23.721	-46,61
SWITZERLAND	7.988	3.999	-49,94	38.481	17.869	-53,56

TABEL 5. PERKEMBANGAN EKSPOR INDONESIA MENURUT KOMODITI DAN NEGARA TUJUAN

JENIS BARANG	BERAT BERSIH (KG)		PERUB	NILAI FOB (US \$)		PERUB
	JAN-JAN 2007	JAN-JAN 2008	%	JAN-JAN 2007	JAN-JAN 2008	%
(1)	(2)	(3)	(4)	(5)	(6)	(7)
DENMARK	166.440	126	-99,92	69.576	214	-99,69
NORWAY	6.798	23.130	240,25	3.941	12.054	205,86
SWEDEN	34.238	12.542	-63,37	25.298	29.535	16,75
FINLAND	286	3.164	1.006,29	801	17.810	2.123,47
IRELAND	2.422	8	-99,67	6.189	9	-99,85
ITALY	58.834	135.690	130,63	55.283	205.738	272,15
SPAIN	150.504	8.183.211	5.337,20	106.163	2.181.146	1.954,53
PORTUGAL	321.689	55.500	-82,75	94.245	33.779	-64,16
GREECE	139.720	56.205	-59,77	66.736	25.862	-61,25
DEMOCRATIC REPUBLIC OF THE CONC	63	0	-100,00	565	0	-100,00
HUNGARY	2.155	0	-100,00	2.297	0	-100,00
POLAND	129.020	280.843	117,67	85.342	218.946	156,55
ROMANIA	616	94.427	15.229,06	381	63.687	16.615,75
BULGARIA	15	38.877	259.080,00	64	13.820	21.493,75
KAZAKHSTAN	0	41.946	--	0	60.569	--
UKRAINE	49	255.259	520.836,73	55	300.376	546.038,18
CROATIA	28.909	199.105	588,73	15.929	110.546	593,99
BOSNIA AND HERZEGOVINA	19.608	172.072	777,56	9.302	106.474	1.044,64
MALTA	646	194	-69,97	1.304	2.191	68,02
SLOVAKIA	2	338	16.800,00	114	787	590,35
SLOVENIA	24.062	0	-100,00	11.243	0	-100,00
CZECH REPUBLIC	20.872	125.063	499,19	15.398	98.166	537,52
RUSSIA FEDERATION	66.109	150.587	127,79	52.859	176.766	234,41
KERTAS DAN BARANG DARI KERTAS	302.264.633	348.271.588	15,22	233.310.778	306.693.350	31,45
JAPAN	25.814.486	34.322.725	32,96	23.201.275	34.872.493	50,30
HONG KONG	9.766.373	10.598.462	8,52	7.571.433	8.060.026	6,45
KOREA, REPUBLIC OF	8.904.362	9.919.830	11,40	6.175.436	7.971.069	29,08
TAIWAN	10.391.588	8.504.478	-18,16	6.227.515	5.232.786	-15,97
CHINA	20.780.015	21.152.702	1,79	14.076.037	17.307.188	22,95
MACAU	0	977	--	0	163	--
PAPUA NEW GUINEA	117.539	406.890	246,17	110.655	388.133	250,76
THAILAND	14.126.008	7.081.474	-49,87	10.271.436	6.577.839	-35,96
SINGAPORE	14.861.801	18.378.784	23,66	9.308.356	13.157.452	41,35
PHILIPPINES	6.122.908	7.897.103	28,98	4.817.716	7.246.813	50,42
MALAYSIA	22.382.199	28.509.539	27,38	15.510.310	24.212.391	56,11
MYANMAR (FORM. BURMA)	3.263.553	4.080.879	25,04	2.005.966	2.945.049	46,81
CAMBODIA	868.505	460.101	-47,02	717.601	426.387	-40,58
BRUNEI DARUSSALAM	38.633	107.511	178,29	42.431	116.214	173,89
LAO PEOPLE'S DEMOCRATIC REPUBLI	15	0	-100,00	80	0	-100,00
NEPAL	60.271	13.345	-77,86	48.701	28.685	-41,10
VIET NAM	14.216.229	20.190.717	42,03	9.258.462	15.974.764	72,54
MALDIVES	51.607	59.401	15,10	45.332	87.833	93,75
INDIA	5.079.371	7.016.229	38,13	3.218.753	4.952.060	53,85
PAKISTAN	6.159.792	5.771.131	-6,31	4.489.634	5.009.082	11,57
BANGLADESH	2.022.176	2.814.057	39,16	1.455.477	2.353.252	61,68
SRI LANKA	5.046.414	5.243.064	3,90	3.056.070	3.595.607	17,65
AFGHANISTAN	34.334	31.093	-9,44	66.090	45.890	-30,56
IRAQ	22.680	11.228	-50,49	34.860	18.313	-47,47
IRAN (ISLAMIC REPUBLIC OF)	18.410.930	15.349.017	-16,63	14.278.213	13.296.208	-6,88
SAUDI ARABIA	6.475.387	14.781.523	128,27	4.879.604	13.423.095	175,09
ISRAEL	0	101.231	--	0	84.381	--
KUWAIT	841.399	2.505.702	197,80	630.204	2.068.268	228,19
JORDAN	2.438.431	2.256.131	-7,48	1.810.247	2.166.982	19,71
LEBANON	350.536	625.154	78,34	340.071	636.979	87,31
YEMEN	1.801.687	958.393	-46,81	1.355.437	898.577	-33,71
OMAN	287.382	417.357	45,23	264.003	370.652	40,40
SYRIA ARAB REPUBLIC	2.114.464	2.602.648	23,09	1.699.899	2.368.380	39,32
TURKEY	2.812.148	6.669.946	137,18	2.028.383	5.892.094	190,48
UNITED ARAB EMIRATES	6.878.004	9.718.726	41,30	6.367.454	9.483.458	48,94
QATAR	359.568	449.523	25,02	353.798	578.319	63,46
BAHRAIN	533.131	811.552	52,22	449.796	771.307	71,48
CYPRUS	352.029	346.655	-1,53	309.426	346.985	12,14
EGYPT	5.687.522	2.641.282	-53,56	3.875.870	2.378.778	-38,63
LIBYAN ARAB JAMAHIRIYA	208.676	909.525	335,86	175.427	858.759	389,52
MOROCCO	68.180	32.770	-51,94	85.457	48.032	-43,79
SUDAN	673.529	1.541.901	128,93	522.752	1.192.916	128,20
ERITREA	0	49.575	--	0	48.583	--
ETHIOPIA	19.389	82.359	324,77	15.317	91.287	495,98
TANZANIA, UNITED REPUBLIC OF	240.524	268.599	11,67	138.033	224.544	62,67
MADAGASCAR	107.793	149.341	38,54	147.209	200.932	36,49
SOMALIA	72.015	60.011	-16,67	1.050.897	276.051	-73,73
KENYA	139.704	1.056.103	655,96	197.115	976.544	395,42
REUNION	225.388	287.466	27,54	198.355	312.958	57,78
MOZAMBIQUE	93.567	168.475	80,06	71.930	147.917	105,64
EQUATORIAL GUINEA	19.363	19.475	0,58	16.110	20.254	25,72
TOGO	372.475	418.047	12,23	303.672	386.381	27,24
GHANA	979.348	1.115.334	13,89	720.720	1.085.220	50,57

TABEL 5. PERKEMBANGAN EKSPOR INDONESIA MENURUT KOMODITI DAN NEGARA TUJUAN

JENIS BARANG	BERAT BERSIH (KG)		PERUB	NILAI FOB (US \$)		PERUB
	JAN-JAN 2007	JAN-JAN 2008	%	JAN-JAN 2007	JAN-JAN 2008	%
(1)	(2)	(3)	(4)	(5)	(6)	(7)
LIBERIA	0	82.732	--	0	96.052	--
GUINEA	276.913	169.535	-38,78	227.741	152.206	-33,17
ANGOLA	57.128	230.398	303,30	66.304	202.949	206,09
CONGO	114.920	0	-100,00	91.327	0	-100,00
CAMEROON	76.858	436.824	468,35	64.867	502.028	673,93
NIGERIA	3.467.514	8.290.320	139,09	2.703.152	6.751.285	149,76
SIERRA LEONE	0	39.008	--	0	36.928	--
GABON	24.548	10.200	-58,45	22.758	20.700	-9,04
COTE D'IVOIRE	122.847	146.333	19,12	111.628	128.629	15,23
SENEGAL	18.549	146.513	689,87	14.171	144.795	921,77
MAURITANIA	0	126.156	--	0	138.287	--
MALI	0	51.354	--	0	42.873	--
BENIN	213.373	345.182	61,77	171.662	301.999	75,93
GAMBIA	0	19.012	--	0	19.454	--
SEYCHELLES	17.973	1.086	-93,96	16.544	1.987	-87,99
DJIBOUTI	1.288.649	3.198.814	148,23	1.069.293	2.811.495	162,93
SAO TOME AND PRINCIPE	0	5.912	--	0	5.500	--
SOUTH AFRICA	3.047.957	3.097.600	1,63	2.671.264	2.859.797	7,06
ZIMBABWE	46.530	0	-100,00	39.769	0	-100,00
MALAWI	19.998	0	-100,00	14.398	0	-100,00
MAURITIUS	885.691	2.173.191	145,37	563.206	1.476.095	162,09
AUSTRALIA	18.378.645	17.186.822	-6,48	15.144.187	15.858.440	4,72
NEW ZEALAND	4.043.148	3.229.906	-20,11	2.928.329	3.207.593	9,54
GUAM	19.625	28.608	45,77	30.212	44.823	48,36
NEW CALEDONIA	159.234	150.392	-5,55	164.280	151.609	-7,71
NORTHERN MARIANA ISLANDS	5	0	-100,00	38	0	-100,00
VANUATU	21.066	22.787	8,17	17.180	31.311	82,25
COOK ISLANDS	104	0	-100,00	1.239	0	-100,00
FIJI	229.812	336.006	46,21	194.210	266.790	37,37
KIRIBATI	0	220	--	0	1.012	--
SAMOA	130	24.670	18.876,92	95	26.747	28.054,74
SOLOMON ISLANDS	13.853	12.428	-10,29	9.437	28.753	204,68
EAST TIMOR	40	0	-100,00	18	0	-100,00
UNITED STATES	23.406.157	22.445.787	-4,10	20.971.430	22.026.522	5,03
CANADA	6.186.552	3.715.911	-39,94	5.048.050	3.481.903	-31,02
MEXICO	34.106	531.677	1.458,90	49.622	510.292	928,36
GUATEMALA	263.722	48.750	-81,51	255.608	38.179	-85,06
NICARAGUA	180.428	157.488	-12,71	126.129	123.759	-1,88
PANAMA	120.183	64.862	-46,03	106.235	58.378	-45,05
CUBA	349.472	1.053.405	201,43	272.994	806.098	195,28
SURINAME	9.313	0	-100,00	2.895	0	-100,00
CHILE	143.048	84.150	-41,17	177.076	106.110	-40,08
VENEZUELA	46.637	297.014	536,86	65.411	284.543	335,01
ARGENTINA	146.686	558.408	280,68	156.467	552.688	253,23
BRAZIL	892.161	2.281.777	155,76	710.299	2.003.522	182,07
COLOMBIA	383.934	360.863	-6,01	474.843	379.150	-20,15
BOLIVIA	0	271	--	0	15.505	--
URUGUAY	16.007	0	-100,00	20.239	0	-100,00
PARAGUAY	0	190.008	--	0	204.676	--
ECUADOR	284.427	481.908	69,43	270.892	563.900	108,16
PERU	856.807	750.141	-12,45	802.251	805.284	0,38
GUYANA	0	26.391	--	0	22.749	--
TRINIDAD AND TOBAGO	24.340	17.109	-29,71	17.131	14.543	-15,11
BAHAMAS	0	24.697	--	0	21.521	--
JAMAICA	14.375	61.311	326,51	30.726	65.099	111,87
PUERTO RICO	154.538	48.398	-68,68	106.706	41.790	-60,84
BELIZE	36.364	0	-100,00	32.978	0	-100,00
DOMINICAN REPUBLIC	39.068	118.347	202,93	39.318	86.569	120,18
EL SALVADOR	315.599	100.428	-68,18	227.444	97.549	-57,11
COSTA RICA	283.540	494.027	74,24	203.386	428.398	110,63
FRENCH GUIANA	1.511	0	-100,00	1.022	0	-100,00
FRENCH POLYNESIA	106.782	30.816	-71,14	107.391	29.615	-72,42
GRENADA	0	515	--	0	3.458	--
MARTINIQUE	1	0	-100,00	5	0	-100,00
NETHERLANDS ANTILLES	238	35	-85,29	1.031	300	-70,90
GUADELOUPE	683	21	-96,93	600	24	-96,00
SAINT KITTS AND NEVIS	39	0	-100,00	540	0	-100,00
UNITED KINGDOM	3.097.389	1.616.580	-47,81	2.857.880	2.177.298	-23,81
NETHERLANDS	253.904	462.374	82,11	547.661	786.281	43,57
FRANCE	316.953	223.064	-29,62	505.027	384.808	-23,80
GERMANY, FED. REP. OF	155.482	422.656	171,84	457.296	982.932	114,94
AUSTRIA	28	80	185,71	182	340	86,81
BELGIUM	2.556.217	2.426.863	-5,06	2.345.791	2.345.839	0,00
SWITZERLAND	2.800	3.339	19,25	2.802	14.269	409,24
LUXEMBOURG	0	400	--	0	870	--
DENMARK	26.297	74.521	183,38	75.088	195.027	159,73
NORWAY	19.330	680	-96,48	15.224	2.802	-81,59
SWEDEN	12.518	124.305	893,01	50.885	119.465	134,77

TABEL 5. PERKEMBANGAN EKSPOR INDONESIA MENURUT KOMODITI DAN NEGARA TUJUAN

JENIS BARANG	BERAT BERSIH (KG)		PERUB	NILAI FOB (US \$)		PERUB
	JAN-JAN 2007	JAN-JAN 2008	%	JAN-JAN 2007	JAN-JAN 2008	%
(1)	(2)	(3)	(4)	(5)	(6)	(7)
FINLAND	178.310	44.268	-75,17	295.264	62.439	-78,85
IRELAND	16.780	224.294	1.236,67	32.290	295.390	814,80
ITALY	1.412.793	2.428.535	71,90	1.247.131	2.295.079	84,03
SPAIN	2.082.405	2.651.317	27,32	1.872.600	2.580.239	37,79
PORTUGAL	380	389.312	102.350,53	148	344.639	232.764,19
GREECE	1.448.875	814.896	-43,76	1.164.758	805.851	-30,81
DEMOCRATIC REPUBLIC OF THE CONC	12.324	95.015	670,98	19.688	80.643	309,60
HUNGARY	1.515	176	-88,38	1.373	173	-87,40
POLAND	32.231	38.819	20,44	32.220	72.342	124,53
ROMANIA	33.038	405.270	1.126,68	37.710	363.987	865,23
BULGARIA	0	104.764	--	0	92.983	--
ALBANIA	38.498	38.498	0,00	30.221	36.573	21,02
KAZAKHSTAN	1.154	296.785	25.617,94	1.838	262.378	14.175,19
UKRAINE	116.100	878.726	656,87	140.973	987.237	600,30
LITHUANIA	4.222	39.798	842,63	10.894	51.940	376,78
LATVIA	19.249	0	-100,00	15.399	0	-100,00
ESTONIA	0	1	--	0	3	--
GEORGIA	33.207	464.993	1.300,29	42.876	431.679	906,81
CROATIA	0	29.032	--	0	38.732	--
BOSNIA AND HERZEGOVINA	0	183	--	0	848	--
MALTA	120.956	96.153	-20,51	102.144	106.125	3,90
SLOVENIA	103.693	0	-100,00	88.320	0	-100,00
CZECH REPUBLIC	132	2	-98,48	127	40	-68,50
RUSSIA FEDERATION	632.597	1.403.824	121,91	705.915	1.477.508	109,30
-GLISEROL DAN LARUTAN ALKALI	3.011.686	3.714.380	23,33	523.132	1.187.744	127,04
JAPAN	489.516	902.910	84,45	111.094	382.810	244,58
TAIWAN	40.000	0	-100,00	15.585	0	-100,00
CHINA	2.402.170	2.500.000	4,07	344.656	625.000	81,34
PHILIPPINES	0	20.000	--	0	32.880	--
INDIA	60.000	103.470	72,45	39.876	20.694	-48,10
IRAN (ISLAMIC REPUBLIC OF)	0	108.000	--	0	45.360	--
SUDAN	0	60.000	--	0	57.000	--
CANADA	20.000	0	-100,00	11.921	0	-100,00
VENEZUELA	0	20.000	--	0	24.000	--
-MARGARIN DAN LEMAK LAINNYA	25.262.428	41.899.335	65,86	13.822.865	38.568.641	179,02
JAPAN	34.654	182.031	425,28	22.842	143.943	530,17
HONG KONG	2.160.443	640.419	-70,36	945.634	528.866	-44,07
TAIWAN	20.697	20.659	-0,18	10.947	21.577	97,10
CHINA	12.144.360	10.928.429	-10,01	6.463.317	9.416.388	45,69
PAPUA NEW GUINEA	51.190	108.987	112,91	33.148	102.141	208,14
SINGAPORE	56.064	205.235	266,07	31.653	216.232	583,13
PHILIPPINES	806.732	484.664	-39,92	475.041	482.526	1,58
MALAYSIA	16.890	325.822	1.829,08	13.388	347.187	2.493,27
MYANMAR (FORM. BURMA)	0	77.610	--	0	90.686	--
CAMBODIA	21.960	0	-100,00	11.407	0	-100,00
VIET NAM	1.079.643	2.342.197	116,94	530.611	2.140.837	303,47
MALDIVES	0	1.654	--	0	2.675	--
INDIA	81.905	103.104	25,88	41.429	95.178	129,74
SRI LANKA	1.102.884	1.640.411	48,74	531.346	1.470.179	176,69
IRAQ	0	10.791.868	--	0	9.113.711	--
SAUDI ARABIA	406.400	389.850	-4,07	252.604	354.389	40,29
KUWAIT	16.800	33.600	100,00	13.578	44.336	226,53
SYRIA ARAB REPUBLIC	210.000	290.600	38,38	120.853	325.135	169,03
TURKEY	280.000	600.000	114,29	147.800	559.500	278,55
UNITED ARAB EMIRATES	60.300	78.667	30,46	35.612	88.249	147,81
QATAR	20.100	20.100	0,00	10.713	21.044	96,43
BAHRAIN	20.250	0	-100,00	10.631	0	-100,00
EGYPT	0	403.200	--	0	330.624	--
ALGERIA	521.870	999.600	91,54	274.231	929.767	239,05
SUDAN	169.600	251.040	48,02	101.729	245.802	141,62
TANZANIA, UNITED REPUBLIC OF	58.795	21.000	-64,28	32.691	17.815	-45,50
MOZAMBIQUE	0	103.900	--	0	89.979	--
EQUATORIAL GUINEA	16.915	0	-100,00	16.380	0	-100,00
TOGO	100.553	157.183	56,32	56.574	143.791	154,16
GHANA	218.000	744.979	241,73	118.760	694.081	484,44
LIBERIA	85.823	50.925	-40,66	51.197	47.954	-6,33
GUINEA	1.787	0	-100,00	1.286	0	-100,00
ANGOLA	131.300	198.825	51,43	65.663	174.649	165,98
CONGO	158.350	0	-100,00	88.433	0	-100,00
CAMEROON	0	18.199	--	0	17.427	--
NIGERIA	2.139.900	1.301.647	-39,17	1.301.360	1.232.758	-5,27
SIERRA LEONE	0	60.973	--	0	55.038	--
GABON	16.728	0	-100,00	10.273	0	-100,00
BENIN	871.677	974.407	11,79	496.172	900.509	81,49
CHAD	0	204.149	--	0	191.072	--
DJIBOUTI	0	316.320	--	0	320.569	--

TABEL 5. PERKEMBANGAN EKSPOR INDONESIA MENURUT KOMODITI DAN NEGARA TUJUAN

JENIS BARANG	BERAT BERSIH (KG)		PERUB	NILAI FOB (US \$)		PERUB
	JAN-JAN 2007	JAN-JAN 2008	%	JAN-JAN 2007	JAN-JAN 2008	%
(1)	(2)	(3)	(4)	(5)	(6)	(7)
SAO TOME AND PRINCIPE	109.200	54.599	-50,00	65.910	48.776	-26,00
SOUTH AFRICA	120.030	100.650	-16,15	142.280	267.028	87,68
MALAWI	0	39.875	--	0	38.651	--
AUSTRALIA	50.415	340.183	574,77	33.189	325.906	881,97
NEW ZEALAND	330.685	287.367	-13,10	224.453	295.342	31,58
KIRIBATI	10.296	0	-100,00	9.953	0	-100,00
SOLOMON ISLANDS	0	30.800	--	0	31.846	--
UNITED STATES	1.410	2.821	100,07	3.205	6.538	103,99
CANADA	0	19.975	--	0	19.176	--
JAMAICA	168.616	19.958	-88,16	87.061	19.160	-77,99
NETHERLANDS	0	1	--	0	1	--
DENMARK	0	17.800	--	0	21.360	--
GREECE	0	150.800	--	0	136.828	--
DEMOCRATIC REPUBLIC OF THE CONC	326.188	101.625	-68,84	180.506	86.381	-52,15
ROMANIA	0	42.000	--	0	42.000	--
BULGARIA	0	310.800	--	0	270.840	--
KAZAKHSTAN	0	20.600	--	0	19.570	--
UKRAINE	110.000	546.498	396,82	158.950	823.083	417,83
UZBEKISTAN	0	82.400	--	0	81.164	--
LATVIA	0	21.000	--	0	25.620	--
SLOVENIA	40.000	20.000	-50,00	22.600	17.400	-23,01
RUSSIA FEDERATION	913.018	4.617.329	405,72	577.455	5.035.357	771,99
-SABUN MANDI DAN CUCI	42.592.204	42.306.782	-0,67	31.804.799	40.654.770	27,83
JAPAN	957.673	995.956	4,00	789.227	1.009.693	27,93
HONG KONG	531.060	216.516	-59,23	496.148	213.151	-57,04
KOREA, REPUBLIC OF	398.533	597.364	49,89	401.456	670.703	67,07
TAIWAN	574.295	771.536	34,34	538.882	932.761	73,09
CHINA	2.808.586	2.815.969	0,26	1.683.129	1.999.618	18,80
MONGOLIA	78.962	50.270	-36,34	75.073	59.283	-21,03
PAPUA NEW GUINEA	1.526.956	281.484	-81,57	731.621	244.598	-66,57
THAILAND	1.744.590	980.406	-43,80	1.238.288	1.034.917	-16,42
SINGAPORE	1.444.974	1.235.403	-14,50	1.487.663	1.610.442	8,25
PHILIPPINES	1.201.083	1.389.457	15,68	1.023.410	1.306.857	27,70
MALAYSIA	7.404.222	6.210.592	-16,12	5.517.118	5.652.150	2,45
MYANMAR (FORM. BURMA)	251.131	203.400	-19,01	171.290	298.668	74,36
CAMBODIA	0	12.096	--	0	16.023	--
BRUNEI DARUSSALAM	62.230	133.075	113,84	91.972	118.684	29,04
VIET NAM	350.912	295.978	-15,65	376.885	378.566	0,45
MALDIVES	135.389	155.067	14,53	139.359	202.494	45,30
INDIA	1.646.775	811.913	-50,70	1.147.578	757.861	-33,96
PAKISTAN	471.565	800.361	69,72	544.191	824.293	51,47
BANGLADESH	20.464	45.092	120,35	17.721	51.057	188,12
SRI LANKA	35.302	42.040	19,09	44.396	58.917	32,71
AFGHANISTAN	0	72.313	--	0	113.758	--
IRAQ	0	33.207	--	0	39.083	--
IRAN (ISLAMIC REPUBLIC OF)	121.533	13.298	-89,06	115.923	19.890	-82,84
SAUDI ARABIA	162.340	334.079	105,79	150.443	426.900	183,76
ISRAEL	0	14.264	--	0	24.650	--
KUWAIT	0	17.832	--	0	21.195	--
JORDAN	12.947	0	-100,00	11.206	0	-100,00
LEBANON	6	2.040	33.900,00	1.663	5.415	225,62
YEMEN	249.560	50.220	-79,88	245.736	35.566	-85,53
OMAN	100.020	0	-100,00	59.892	0	-100,00
UNITED ARAB EMIRATES	844.397	1.271.022	50,52	720.353	1.272.737	76,68
CYPRUS	16.644	0	-100,00	20.864	0	-100,00
EGYPT	131.141	792.140	504,04	67.196	960.660	1.329,64
LIBYAN ARAB JAMAHIRIYA	58.631	145.695	148,49	30.591	106.789	249,09
ALGERIA	1.290.000	40.000	-96,90	513.020	34.000	-93,37
SUDAN	0	830.263	--	0	817.326	--
ERITREA	88.000	281.500	219,89	59.840	262.079	337,97
NAMIBIA	143.607	200.013	39,28	140.868	145.890	3,57
ETHIOPIA	523.514	1.125.800	115,05	361.753	846.564	134,02
TANZANIA, UNITED REPUBLIC OF	34.041	99.706	192,90	42.465	135.660	219,46
MADAGASCAR	240.638	626.781	160,47	142.490	490.252	244,06
SOMALIA	215.000	0	-100,00	75.900	0	-100,00
KENYA	215.402	33.344	-84,52	157.945	59.390	-62,40
MOZAMBIQUE	195.576	2.192.801	1.021,20	187.081	1.971.027	953,57
EQUATORIAL GUINEA	47.755	0	-100,00	36.822	0	-100,00
TOGO	206.892	1.027.619	396,69	131.814	1.180.848	795,84
GHANA	2.181.824	1.921.710	-11,92	1.530.295	1.810.340	18,30
LIBERIA	109.313	391.989	258,59	93.522	390.065	317,08
GUINEA	197.069	464.088	135,50	160.436	301.206	87,74
ANGOLA	291.151	2.275.710	681,63	291.450	1.878.854	544,66
CONGO	351.292	142.250	-59,51	233.054	128.115	-45,03
CAMEROON	361.589	379.693	5,01	282.874	303.694	7,36
NIGERIA	4.659.454	929.831	-80,04	3.591.637	829.971	-76,89
SIERRA LEONE	77.168	199.625	158,69	60.110	216.224	259,71

TABEL 5. PERKEMBANGAN EKSPOR INDONESIA MENURUT KOMODITI DAN NEGARA TUJUAN

JENIS BARANG	BERAT BERSIH (KG)		PERUB	NILAI FOB (US \$)		PERUB
	JAN-JAN 2007	JAN-JAN 2008	%	JAN-JAN 2007	JAN-JAN 2008	%
(1)	(2)	(3)	(4)	(5)	(6)	(7)
GABON	145.152	117.536	-19,03	113.303	104.341	-7,91
COTE D'IVOIRE	21.023	14.623	-30,44	17.159	20.906	21,84
SENEGAL	0	173.504	--	0	167.162	--
MAURITANIA	42.543	485.322	1.040,78	36.027	457.303	1.169,33
BENIN	1.501.755	2.459.414	63,77	1.357.353	2.661.399	96,07
BURKINA FASO	69.504	135.104	94,38	62.960	119.642	90,03
SEYCHELLES	0	4.985	--	0	9.092	--
NIGER	0	18.553	--	0	9.562	--
DJIBOUTI	1.597.320	1.278.863	-19,94	869.328	1.046.034	20,33
SAO TOME AND PRINCIPE	0	57.750	--	0	58.047	--
SOUTH AFRICA	29.016	148.172	410,66	26.813	154.168	474,97
ZIMBABWE	14.815	0	-100,00	13.245	0	-100,00
ZAMBIA	42.250	0	-100,00	23.111	0	-100,00
MALAWI	598.000	557.500	-6,77	218.300	325.062	48,91
COMOROS	0	32.976	--	0	31.144	--
MAURITIUS	282.560	120.972	-57,19	134.663	119.511	-11,25
AUSTRALIA	850.693	320.845	-62,28	918.500	396.679	-56,81
NEW ZEALAND	1.282	7.042	449,30	3.794	27.602	627,52
MICRONESIA, FEDERATED STATES OF	26.332	3.168	-87,97	18.189	3.766	-79,30
GUAM	0	9	--	0	75	--
VANUATU	0	9.679	--	0	7.313	--
FIJI	326.115	324.867	-0,38	161.891	332.842	105,60
KIRIBATI	21.862	20.022	-8,42	16.909	22.487	32,99
MARSHALL ISLANDS	2.800	0	-100,00	2.012	0	-100,00
SAMOA	109.103	121.401	11,27	92.721	121.637	31,19
SOLOMON ISLANDS	36.491	0	-100,00	25.964	0	-100,00
TONGA	0	581	--	0	636	--
TUVALU	719	9.043	1.157,72	646	7.712	1.093,81
EAST TIMOR	65	0	-100,00	42	0	-100,00
UNITED STATES	233.261	288.737	23,78	238.672	383.169	60,54
CANADA	9	0	-100,00	92	0	-100,00
GUATEMALA	23.616	11.808	-50,00	23.370	14.760	-36,84
PANAMA	226.024	173.058	-23,43	198.510	193.822	-2,36
SURINAME	29.674	0	-100,00	24.339	0	-100,00
CHILE	99.854	50.638	-49,29	78.964	37.940	-51,95
COLOMBIA	50.112	0	-100,00	43.500	0	-100,00
BOLIVIA	76.187	103.472	35,81	68.019	97.258	42,99
TRINIDAD AND TOBAGO	0	47.850	--	0	37.609	--
JAMAICA	120.000	0	-100,00	51.600	0	-100,00
DOMINICAN REPUBLIC	0	11.808	--	0	15.170	--
HAITI	96.099	429.658	347,10	108.458	512.843	372,85
BARBADOS	5.487	4.584	-16,46	7.868	7.271	-7,59
CAPE VERDE	9.023	21.471	137,96	6.985	16.629	138,07
FRENCH POLYNESIA	0	1.152	--	0	1.480	--
NETHERLANDS ANTILLES	25.229	64.768	156,72	22.487	61.908	175,31
UNITED KINGDOM	51.721	60.048	16,10	73.582	54.389	-26,08
NETHERLANDS	95.530	30.731	-67,83	125.816	43.434	-65,48
FRANCE	449	9.791	2.080,62	12.470	16.162	29,61
GERMANY, FED. REP. OF	1.890	48.027	2.441,11	3.040	38.667	1.171,94
BELGIUM	16.172	16.000	-1,06	13.801	12.960	-6,09
DENMARK	5	0	-100,00	31	0	-100,00
SWEDEN	76	0	-100,00	152	0	-100,00
ITALY	0	68.989	--	0	72.327	--
SPAIN	21.128	24.566	16,27	33.716	48.198	42,95
PORTUGAL	18.588	0	-100,00	20.686	0	-100,00
GREECE	49.920	36.000	-27,88	56.047	35.232	-37,14
DEMOCRATIC REPUBLIC OF THE CONG	7.544	400.080	5.203,29	7.799	438.861	5.527,14
POLAND	104.000	0	-100,00	65.915	0	-100,00
ROMANIA	0	363	--	0	1.713	--
BULGARIA	0	15.218	--	0	17.927	--
UKRAINE	720.000	0	-100,00	361.120	0	-100,00
MALTA	0	12.720	--	0	20.094	--
RUSSIA FEDERATION	20.000	506	-97,47	12.180	1.941	-84,06
-BAHAN CELUP ORGANIK SINTETIK	2.829.171	2.890.243	2,16	10.359.171	12.586.334	21,50
JAPAN	298.265	379.329	27,18	1.179.483	1.611.720	36,65
HONG KONG	165.420	148.383	-10,30	603.106	720.254	19,42
KOREA, REPUBLIC OF	226.468	111.710	-50,67	409.667	408.278	-0,34
TAIWAN	138.785	187.452	35,07	378.514	967.786	155,68
CHINA	558.022	388.633	-30,36	1.096.424	1.232.100	12,37
THAILAND	31.542	41.738	32,33	76.965	86.268	12,09
SINGAPORE	504.873	634.418	25,66	2.764.562	3.424.737	23,88
PHILIPPINES	5.214	6.911	32,55	12.734	9.351	-26,57
MALAYSIA	17.843	35.803	100,66	35.122	110.561	214,79
VIET NAM	8.995	33.878	276,63	84.267	139.268	65,27
PAKISTAN	23.998	25.245	5,20	68.600	96.250	40,31
BANGLADESH	38.920	93.272	139,65	142.089	233.476	64,32
SRI LANKA	5.702	5.147	-9,73	30.442	12.482	-59,00

TABEL 5. PERKEMBANGAN EKSPOR INDONESIA MENURUT KOMODITI DAN NEGARA TUJUAN

JENIS BARANG	BERAT BERSIH (KG)		PERUB	NILAI FOB (US \$)		PERUB
	JAN-JAN 2007	JAN-JAN 2008	%	JAN-JAN 2007	JAN-JAN 2008	%
(1)	(2)	(3)	(4)	(5)	(6)	(7)
TURKEY	30.473	32.243	5,81	165.106	169.376	2,59
EGYPT	0	96	--	0	76	--
NIGERIA	697	67.260	9.549,93	2.000	72.000	3.500,00
SOUTH AFRICA	720	0	-100,00	2.260	0	-100,00
AUSTRALIA	2.303	2.960	28,53	6.903	20.197	192,58
NEW ZEALAND	0	74	--	0	2.126	--
FIJI	0	509	--	0	4.708	--
UNITED STATES	248.504	230.531	-7,23	1.037.164	1.018.380	-1,81
MEXICO	22.311	28.372	27,17	101.452	155.314	53,09
CHILE	0	2.074	--	0	9.624	--
BRAZIL	52.997	48.216	-9,02	233.840	275.804	17,95
COLOMBIA	500	0	-100,00	2.850	0	-100,00
UNITED KINGDOM	23.000	10.001	-56,52	88.357	73.055	-17,32
NETHERLANDS	3.000	6.254	108,47	11.700	88.750	658,55
GERMANY, FED. REP. OF	185.499	124.239	-33,02	1.128.225	801.645	-28,95
BELGIUM	26.996	9.817	-63,64	178.170	90.621	-49,14
SWITZERLAND	12.000	0	-100,00	45.360	0	-100,00
SWEDEN	94.000	39.600	-57,87	71.440	49.896	-30,16
ITALY	15.495	64.080	313,55	53.447	156.181	192,22
SPAIN	86.629	120.000	38,52	348.922	496.000	42,15
POLAND	0	11.998	--	0	50.050	--
-PREPARAT PEMBASMI KUMAN, DLL	3.013.416	4.038.600	34,02	11.815.959	11.202.892	-5,19
JAPAN	222.160	92.901	-58,18	326.417	116.595	-64,28
HONG KONG	400	0	-100,00	514	0	-100,00
KOREA, REPUBLIC OF	0	6	--	0	10	--
TAIWAN	79.568	20.505	-74,23	188.247	230.003	22,18
CHINA	222.699	258.248	15,96	2.948.874	4.210.752	42,79
PAPUA NEW GUINEA	18.066	0	-100,00	15.242	0	-100,00
THAILAND	381.187	409.391	7,40	900.295	764.777	-15,05
SINGAPORE	412.688	598.257	44,97	1.108.942	1.857.002	67,46
PHILIPPINES	62.513	808.715	1.193,67	253.996	1.179.285	364,29
MALAYSIA	224.165	129.578	-42,20	358.215	446.546	24,66
MYANMAR (FORM. BURMA)	46.080	0	-100,00	29.030	0	-100,00
BRUNEI DARUSSALAM	0	79	--	0	200	--
VIET NAM	76.176	101.238	32,90	388.881	547.132	40,69
MALDIVES	10.494	3.402	-67,58	12.888	7.693	-40,31
PAKISTAN	195.957	326.719	66,73	115.897	238.130	105,47
BANGLADESH	125.347	136.931	9,24	291.892	337.721	15,70
SRI LANKA	25.580	40	-99,84	60.275	3.623	-93,99
JORDAN	665	0	-100,00	8.219	0	-100,00
LEBANON	50.040	86.180	72,22	56.032	94.321	68,33
OMAN	0	451	--	0	2.585	--
LIBYAN ARAB JAMAHIRIYA	1.846	0	-100,00	5.148	0	-100,00
TANZANIA, UNITED REPUBLIC OF	0	39.510	--	0	28.416	--
MADAGASCAR	0	20.160	--	0	14.112	--
KENYA	1.476	4.200	184,55	16.433	5.000	-69,57
TOGO	20.693	0	-100,00	16.821	0	-100,00
GHANA	0	23.328	--	0	19.958	--
GUINEA	0	19.696	--	0	16.917	--
COTE D'IVOIRE	21.600	0	-100,00	15.984	0	-100,00
BENIN	2.665	3.277	22,96	9.744	10.080	3,45
UGANDA	43.200	0	-100,00	27.936	0	-100,00
SOUTH AFRICA	102.989	45.856	-55,47	106.090	43.425	-59,07
ZAMBIA	0	20.160	--	0	14.112	--
MALAWI	0	20.160	--	0	14.400	--
MAURITIUS	18.000	26.500	47,22	15.012	21.486	43,13
AUSTRALIA	28.500	44.950	57,72	24.727	48.421	95,82
NEW ZEALAND	4.014	0	-100,00	304.983	0	-100,00
GUAM	0	2.250	--	0	3.669	--
VANUATU	37	0	-100,00	120	0	-100,00
AMERICAN SAMOA	0	7.275	--	0	10.618	--
FIJI	0	22.166	--	0	25.682	--
KIRIBATI	0	1.725	--	0	1.311	--
SAMOA	29.818	0	-100,00	22.650	0	-100,00
UNITED STATES	127.168	0	-100,00	225.949	0	-100,00
MEXICO	8.641	355.686	4.016,26	13.725	404.273	2.845,52
GUATEMALA	0	30.411	--	0	25.282	--
HONDURAS	0	44.382	--	0	37.359	--
NICARAGUA	29.589	14.794	-50,00	22.886	12.423	-45,72
SURINAME	0	1.145	--	0	14.429	--
PERU	0	4.808	--	0	65.224	--
TRINIDAD AND TOBAGO	0	9.041	--	0	7.120	--
JAMAICA	32.688	16.673	-48,99	48.684	21.813	-55,19
DOMINICAN REPUBLIC	18.082	0	-100,00	17.463	0	-100,00
EL SALVADOR	33.205	24.903	-25,00	32.050	20.883	-34,84
HAITI	131.135	81.848	-37,58	99.723	49.233	-50,63
FRENCH POLYNESIA	25.005	13.538	-45,86	18.353	10.999	-40,07

TABEL 5. PERKEMBANGAN EKSPOR INDONESIA MENURUT KOMODITI DAN NEGARA TUJUAN

JENIS BARANG	BERAT BERSIH (KG)		PERUB	NILAI FOB (US \$)		PERUB
	JAN-JAN 2007	JAN-JAN 2008	%	JAN-JAN 2007	JAN-JAN 2008	%
(1)	(2)	(3)	(4)	(5)	(6)	(7)
NETHERLANDS	0	51.044	--	0	48.123	--
FRANCE	24.096	0	-100,00	19.102	0	-100,00
GERMANY, FED. REP. OF	0	7.321	--	0	3.661	--
SWITZERLAND	0	10	--	0	105	--
FINLAND	31.854	33.962	6,62	45.260	42.899	-5,22
ITALY	103.170	31.680	-69,29	3.630.012	49.104	-98,65
GREECE	0	43.500	--	0	75.980	--
DEMOCRATIC REPUBLIC OF THE CONG	20.160	0	-100,00	13.248	0	-100,00
-DAMAR TIRUAN, BAHAN PLASTIK	92.774.818	104.659.019	12,81	142.068.588	170.946.086	20,33
JAPAN	18.128.686	19.281.965	6,36	30.143.768	34.983.007	16,05
HONG KONG	5.502.386	2.747.670	-50,06	8.737.560	3.140.483	-64,06
KOREA, REPUBLIC OF	795.706	1.223.371	53,75	1.644.184	2.027.664	23,32
TAIWAN	1.057.582	1.511.172	42,89	2.195.439	3.300.953	50,36
CHINA	8.038.799	8.030.304	-0,11	7.169.710	6.886.422	-3,95
MONGOLIA	0	2.508	--	0	7.323	--
MACAU	22.000	0	-100,00	13.737	0	-100,00
PAPUA NEW GUINEA	28.925	42.832	48,08	40.435	90.996	125,04
THAILAND	1.630.279	3.015.877	84,99	4.593.531	6.398.989	39,30
SINGAPORE	7.430.567	6.421.051	-13,59	9.688.445	11.276.421	16,39
PHILIPPINES	1.653.987	2.680.131	62,04	3.653.044	5.050.018	38,24
MALAYSIA	9.338.292	7.459.089	-20,12	13.232.731	11.847.635	-10,47
MYANMAR (FORM. BURMA)	615.862	532.798	-13,49	544.402	595.741	9,43
CAMBODIA	17.600	17.574	-0,15	18.011	48.239	167,83
BRUNEI DARUSSALAM	55.427	1.255	-97,74	61.435	10.559	-82,81
NEPAL	10.214	0	-100,00	19.519	0	-100,00
VIET NAM	2.883.245	4.404.644	52,77	3.253.476	6.185.263	90,11
MALDIVES	10.527	9.458	-10,15	20.619	19.923	-3,38
INDIA	3.474.536	2.710.150	-22,00	4.117.889	3.297.533	-19,92
PAKISTAN	289.482	292.800	1,15	819.231	759.979	-7,23
BANGLADESH	2.041.791	2.633.150	28,96	1.794.704	2.940.139	63,82
SRI LANKA	546.535	681.413	24,68	693.251	1.179.391	70,12
IRAN (ISLAMIC REPUBLIC OF)	943	177	-81,23	185	12.937	6.892,97
SAUDI ARABIA	427.673	421.931	-1,34	1.111.252	1.348.373	21,34
ISRAEL	0	1.520	--	0	5.066	--
KUWAIT	119.400	68.336	-42,77	273.398	186.806	-31,67
JORDAN	0	48.086	--	0	82.722	--
LEBANON	182.239	44.342	-75,67	288.424	85.529	-70,35
YEMEN	49.098	240.000	388,82	103.101	304.800	195,63
OMAN	1.653	39.269	2.275,62	5.879	82.283	1.299,61
SYRIA ARAB REPUBLIC	53.720	98.532	83,42	135.122	88.644	-34,40
TURKEY	1.952.457	7.200.213	268,78	1.526.217	8.611.606	464,25
UNITED ARAB EMIRATES	593.435	468.818	-21,00	1.417.989	1.093.090	-22,91
QATAR	6.796	6.728	-1,00	16.716	35.294	111,14
BAHRAIN	10.082	405.003	3.917,09	19.810	400.603	1.922,23
CYPRUS	1.550	0	-100,00	7.690	0	-100,00
EGYPT	1.099.759	647.034	-41,17	995.597	754.398	-24,23
LIBYAN ARAB JAMAHIRIYA	3.389	3.374	-0,44	11.174	9.788	-12,40
MOROCCO	54.936	988	-98,20	125.579	14.763	-88,24
TUNISIA	2.594	0	-100,00	7.583	0	-100,00
ALGERIA	0	14.368	--	0	27.018	--
SUDAN	0	75.030	--	0	188.826	--
ETHIOPIA	18.988	0	-100,00	56.220	0	-100,00
TANZANIA, UNITED REPUBLIC OF	74.027	0	-100,00	153.427	0	-100,00
MADAGASCAR	70.713	33.192	-53,06	87.824	54.986	-37,39
SOMALIA	8.851	25.797	191,46	43.500	81.897	88,27
KENYA	11.488	376.343	3.175,97	34.976	386.224	1.004,25
REUNION	19.181	20.343	6,06	26.549	38.796	46,13
MOZAMBIQUE	7.659	1.198	-84,36	13.002	1.140	-91,23
TOGO	37.125	55.477	49,43	61.875	103.560	67,37
GHANA	5.906	21.396	262,28	27.918	50.682	81,54
LIBERIA	0	14.934	--	0	11.148	--
GUINEA	7.457	148.619	1.893,01	9.938	205.668	1.969,51
ANGOLA	0	23.661	--	0	30.673	--
CAMEROON	42.553	45.417	6,73	95.041	63.557	-33,13
NIGERIA	336.213	504.633	50,09	1.090.826	570.420	-47,71
GABON	35.356	0	-100,00	65.553	0	-100,00
COTE D'IVOIRE	7.009	72.597	935,77	29.635	146.673	394,93
SENEGAL	0	10.034	--	0	5.168	--
MAURITANIA	0	38.694	--	0	68.013	--
BENIN	2.902	6.418	121,16	12.082	5.506	-54,43
SEYCHELLES	778	85	-89,07	2.162	164	-92,41
UGANDA	0	5	--	0	15	--
DJIBOUTI	105.485	7.283	-93,10	164.988	14.184	-91,40
SAO TOME AND PRINCIPE	12.452	0	-100,00	23.447	0	-100,00
SOUTH AFRICA	161.117	185.939	15,41	370.346	357.956	-3,35
ZIMBABWE	17.549	0	-100,00	17.014	0	-100,00
ZAMBIA	0	27.557	--	0	47.079	--

TABEL 5. PERKEMBANGAN EKSPOR INDONESIA MENURUT KOMODITI DAN NEGARA TUJUAN

JENIS BARANG	BERAT BERSIH (KG)		PERUB	NILAI FOB (US \$)		PERUB
	JAN-JAN 2007	JAN-JAN 2008	%	JAN-JAN 2007	JAN-JAN 2008	%
(1)	(2)	(3)	(4)	(5)	(6)	(7)
MAURITIUS	642.149	420.425	-34,53	812.856	584.961	-28,04
AUSTRALIA	5.893.444	2.952.651	-49,90	8.240.854	5.069.220	-38,49
NEW ZEALAND	1.412.765	381.897	-72,97	2.000.712	703.736	-64,83
GUAM	800	310	-61,25	1.341	3.634	170,99
NEW CALEDONIA	2.775	2.971	7,06	9.945	22.619	127,44
VANUATU	568	0	-100,00	507	0	-100,00
FIJI	23.073	88.624	284,10	61.259	283.024	362,01
KIRIBATI	0	24	--	0	271	--
SAMOA	0	2.380	--	0	19.704	--
TONGA	0	15	--	0	12	--
EAST TIMOR	32	93	190,63	89	70	-21,35
UNITED STATES	9.590.109	18.956.030	97,66	16.393.237	32.369.923	97,46
CANADA	356.444	227.810	-36,09	861.396	535.651	-37,82
MEXICO	16.481	68.242	314,06	68.426	262.834	284,11
HONDURAS	5.449	0	-100,00	10.537	0	-100,00
NICARAGUA	0	176	--	0	214	--
CHILE	0	6.840	--	0	10.931	--
VENEZUELA	15.592	210	-98,65	57.722	4.641	-91,96
ARGENTINA	1.728	6.463	274,02	6.291	33.837	437,86
BRAZIL	39.252	43.135	9,89	306.378	663.777	116,65
COLOMBIA	7.046	11.941	69,47	35.769	170.870	377,70
BOLIVIA	85	0	-100,00	2.189	0	-100,00
URUGUAY	23.562	58.523	148,38	36.160	92.525	155,88
ECUADOR	0	6.889	--	0	4.408	--
PERU	57.293	43.579	-23,94	159.591	95.654	-40,06
GUYANA	0	14.699	--	0	20.815	--
TRINIDAD AND TOBAGO	0	2.298	--	0	22.682	--
BAHAMAS	0	4.609	--	0	5.471	--
JAMAICA	0	16.400	--	0	30.871	--
PUERTO RICO	0	15.239	--	0	33.422	--
DOMINICAN REPUBLIC	2	0	-100,00	15	0	-100,00
CAYMAN ISLANDS	0	1.210	--	0	315	--
FRENCH GUIANA	4.296	0	-100,00	42.453	0	-100,00
FRENCH POLYNESIA	673	2.433	261,52	1.172	11.642	893,34
GRENADA	0	16	--	0	108	--
MARTINIQUE	0	40	--	0	79	--
NETHERLANDS ANTILLES	3	31	933,33	116	587	406,03
GUADELOUPE	83	742	793,98	93	895	862,37
SAINT KITTS AND NEVIS	19	0	-100,00	265	0	-100,00
UNITED KINGDOM	839.728	952.644	13,45	2.341.122	2.268.203	-3,11
NETHERLANDS	812.091	316.882	-60,98	2.135.729	774.189	-63,75
FRANCE	341.960	260.300	-23,88	1.078.879	1.208.487	12,01
GERMANY, FED. REP. OF	204.026	406.118	99,05	695.816	1.308.759	88,09
AUSTRIA	221	388	75,57	4.172	14	-99,66
BELGIUM	326.670	1.019.385	212,05	624.859	2.308.014	269,37
SWITZERLAND	4.515	354.527	7.752,20	15.060	577.901	3.737,32
DENMARK	12.624	16.456	30,35	35.806	57.065	59,37
NORWAY	6.224	0	-100,00	9.578	0	-100,00
SWEDEN	8.041	24.623	206,22	43.443	87.015	100,30
FINLAND	46.332	16.602	-64,17	97.640	32.114	-67,11
IRELAND	131.759	61.032	-53,68	259.348	153.980	-40,63
ITALY	476.161	500.552	5,12	831.822	1.213.476	45,88
SPAIN	235.152	446.467	89,86	684.438	1.009.140	47,44
PORTUGAL	471.355	148.201	-68,56	589.336	287.751	-51,17
GREECE	135.191	543.679	302,16	328.773	854.907	160,03
HUNGARY	6.400	4.522	-29,34	21.152	11.286	-46,64
POLAND	78.148	63.998	-18,11	189.843	183.924	-3,12
ROMANIA	12.771	40.868	220,01	23.047	82.585	258,33
ARMENIA	0	23.226	--	0	68.266	--
UKRAINE	1.268.410	776.053	-38,82	1.724.385	1.248.097	-27,62
LITHUANIA	0	22.588	--	0	38.964	--
LATVIA	0	15.999	--	0	28.760	--
CROATIA	16.780	14.837	-11,58	31.833	33.458	5,10
MALTA	633	252	-60,19	1.277	2.918	128,50
CZECH REPUBLIC	2.581	2.553	-1,08	7.134	15.080	111,38
RUSSIA FEDERATION	128.361	186.739	45,48	297.563	409.597	37,65
-BAHAN KERTAS	211.993.544	220.198.202	3,87	84.702.192	99.801.042	17,83
JAPAN	9.112.713	16.239.431	78,21	4.754.892	7.694.232	61,82
KOREA, REPUBLIC OF	52.228.194	77.530.928	48,45	19.518.861	31.657.550	62,19
TAIWAN	10.760.970	7.739.233	-28,08	5.770.735	4.765.544	-17,42
CHINA	86.358.262	80.627.463	-6,64	34.188.585	38.185.795	11,69
THAILAND	1.496.000	807.934	-45,99	610.158	520.514	-14,69
SINGAPORE	70	82	17,14	112	102	-8,93
PHILIPPINES	640.000	99.662	-84,43	253.004	38.868	-84,64
VIET NAM	953.684	4.861.505	409,76	421.710	1.895.987	349,59
INDIA	12.763.714	14.862.848	16,45	4.892.880	6.093.940	24,55
BANGLADESH	6.474.000	1.321.049	-79,59	2.437.133	600.156	-75,37

TABEL 5. PERKEMBANGAN EKSPOR INDONESIA MENURUT KOMODITI DAN NEGARA TUJUAN

JENIS BARANG	BERAT BERSIH (KG)		PERUB	NILAI FOB (US \$)		PERUB
	JAN-JAN 2007	JAN-JAN 2008	%	JAN-JAN 2007	JAN-JAN 2008	%
(1)	(2)	(3)	(4)	(5)	(6)	(7)
SAUDI ARABIA	0	501.323	--	0	195.516	--
KUWAIT	1.992.000	996.505	-49,97	705.168	388.637	-44,89
JORDAN	260.000	0	-100,00	92.071	0	-100,00
UNITED ARAB EMIRATES	1.925.629	1.191.171	-38,14	745.711	517.904	-30,55
ETHIOPIA	100.000	0	-100,00	40.473	0	-100,00
REUNION	59	0	-100,00	40	0	-100,00
NETHERLANDS	4.989.692	0	-100,00	1.975.277	0	-100,00
FRANCE	8.483.406	0	-100,00	3.526.406	0	-100,00
ITALY	13.455.121	13.419.068	-0,27	4.768.808	7.246.297	51,95
SPAIN	8	0	-100,00	133	0	-100,00
RUSSIA FEDERATION	22	0	-100,00	35	0	-100,00
-ALAS KAKI (KULIT, KARET DAN KANV	10.517.219	11.665.734	10,92	147.801.558	163.080.393	10,34
JAPAN	728.993	740.327	1,55	9.612.489	8.734.994	-9,13
HONG KONG	135.817	193.950	42,80	1.778.711	2.722.817	53,08
KOREA, DEMOCRATIC PEOPLE'S REPL	0	2	--	0	4	--
KOREA, REPUBLIC OF	209.404	259.261	23,81	2.712.115	3.350.923	23,55
TAIWAN	96.403	99.755	3,48	879.428	726.226	-17,42
CHINA	164.455	227.186	38,14	2.571.849	3.772.913	46,70
PAPUA NEW GUINEA	3.803	22.319	486,88	42.715	229.172	436,51
THAILAND	87.799	42.762	-51,30	1.328.082	899.075	-32,30
SINGAPORE	380.492	352.706	-7,30	4.527.920	3.564.689	-21,27
PHILIPPINES	49.069	75.908	54,70	487.731	652.280	33,74
MALAYSIA	91.934	114.425	24,46	1.187.890	1.155.851	-2,70
BRUNEI DARUSSALAM	0	5.228	--	0	47.366	--
NEPAL	86	172	100,00	959	2.944	206,99
VIET NAM	8.862	11.044	24,62	148.589	193.665	30,34
MALDIVES	24.058	6.835	-71,59	42.313	13.930	-67,08
INDIA	5.433	14.798	172,37	54.703	138.901	153,92
PAKISTAN	0	302	--	0	2.670	--
SAUDI ARABIA	11.868	4.284	-63,90	32.443	48.527	49,58
ISRAEL	0	3.012	--	0	36.587	--
KUWAIT	0	3.535	--	0	23.178	--
JORDAN	22.494	0	-100,00	29.568	0	-100,00
LEBANON	389	804	106,68	291	8.860	2.944,67
YEMEN	0	4.522	--	0	4.293	--
TURKEY	58.342	87.335	49,69	778.953	1.120.080	43,79
UNITED ARAB EMIRATES	75.683	50.608	-33,13	859.087	654.572	-23,81
BAHRAIN	13	0	-100,00	10	0	-100,00
CYPRUS	4.654	3.990	-14,27	45.994	56.603	23,07
EGYPT	10.623	6.478	-39,02	122.762	83.611	-31,89
TUNISIA	0	1.343	--	0	24.073	--
KENYA	30.093	22.512	-25,19	41.779	65.172	55,99
REUNION	304	157	-48,36	2.051	2.563	24,96
TOGO	4.840	0	-100,00	7.800	0	-100,00
GUINEA	1.125	11.843	952,71	1.500	21.000	1.300,00
CONGO	0	139	--	0	2.244	--
GABON	0	312	--	0	4.510	--
COTE D'IVOIRE	0	281	--	0	4.199	--
SENEGAL	0	315	--	0	4.510	--
U.S. VIRGIN ISLANDS	40	0	-100,00	248	0	-100,00
SEYCHELLES	19	0	-100,00	87	0	-100,00
DJIBOUTI	200	0	-100,00	5.226	0	-100,00
SOUTH AFRICA	117.860	104.142	-11,64	1.474.765	1.516.380	2,82
MAURITIUS	1.996	1.808	-9,42	8.488	8.430	-0,68
AUSTRALIA	155.571	180.044	15,73	2.300.138	2.424.892	5,42
NEW ZEALAND	16.116	20.179	25,21	253.702	374.078	47,45
GUAM	300	0	-100,00	499	0	-100,00
NEW CALEDONIA	3.375	13	-99,61	12.700	172	-98,65
NORTHERN MARIANA ISLANDS	2.010	0	-100,00	19.495	0	-100,00
FIJI	1.026	1.362	32,75	17.095	15.534	-9,13
EAST TIMOR	1.188	8.136	584,85	12.870	83.764	550,85
UNITED STATES	2.073.965	2.076.777	0,14	30.357.848	29.749.356	-2,00
CANADA	106.295	107.076	0,73	1.443.614	1.484.174	2,81
MEXICO	313.877	254.670	-18,86	3.014.974	2.682.842	-11,02
HONDURAS	0	8.039	--	0	55.894	--
PANAMA	107.840	110.964	2,90	1.459.208	1.480.933	1,49
CHILE	34.297	31.945	-6,86	489.010	392.920	-19,65
VENEZUELA	213	0	-100,00	5.940	0	-100,00
ARGENTINA	35.812	76.435	113,43	445.770	1.025.292	130,00
BRAZIL	18.428	58.328	216,52	288.971	893.599	209,23
COLOMBIA	6.271	8.945	42,64	80.915	148.722	83,80
URUGUAY	1.962	2.446	24,67	27.271	37.967	39,22
PARAGUAY	5.972	8.075	35,21	72.533	103.777	43,08
ECUADOR	8.535	5.072	-40,57	125.970	79.977	-36,51
PERU	5.083	8.655	70,27	81.401	107.378	31,91
JAMAICA	27	0	-100,00	713	0	-100,00
PUERTO RICO	637	1.276	100,31	399	5.466	1.269,92

TABEL 5. PERKEMBANGAN EKSPOR INDONESIA MENURUT KOMODITI DAN NEGARA TUJUAN

JENIS BARANG	BERAT BERSIH (KG)		PERUB	NILAI FOB (US \$)		PERUB
	JAN-JAN 2007	JAN-JAN 2008	%	JAN-JAN 2007	JAN-JAN 2008	%
	(1)	(2)	(3)	(4)	(5)	(6)
DOMINICAN REPUBLIC	49	1.037	2.016,33	171	2.160	1.163,16
COSTA RICA	2.442	0	-100,00	37.532	0	-100,00
FRENCH POLYNESIA	2.644	1.135	-57,07	6.626	3.707	-44,05
NETHERLANDS ANTILLES	27	0	-100,00	713	0	-100,00
GUADELOUPE	91	0	-100,00	220	0	-100,00
UNITED KINGDOM	935.077	646.758	-30,83	11.977.611	8.701.117	-27,36
NETHERLANDS	659.278	567.455	-13,93	9.035.317	7.986.798	-11,60
FRANCE	223.717	336.518	50,42	3.079.907	4.758.484	54,50
GERMANY, FED. REP. OF	949.159	1.277.209	34,56	16.384.661	20.129.809	22,86
AUSTRIA	4.710	41.729	785,97	40.051	641.740	1.502,31
BELGIUM	970.307	1.355.788	39,73	14.055.528	18.866.759	34,23
SWITZERLAND	9.685	26.177	170,28	127.991	328.110	156,35
MONACO	0	914	--	0	7.261	--
DENMARK	117.241	258.697	120,65	3.399.428	4.780.583	40,63
NORWAY	20.612	16.631	-19,31	355.103	373.101	5,07
SWEDEN	21.715	43.414	99,93	283.314	762.496	169,13
FINLAND	7.237	14.646	102,38	109.487	513.057	368,60
IRELAND	21.345	5.973	-72,02	346.003	98.768	-71,45
ITALY	821.631	845.230	2,87	10.422.141	12.909.201	23,86
SPAIN	265.585	299.894	12,92	3.173.799	3.424.232	7,89
PORTUGAL	29.759	21.177	-28,84	1.050.896	527.090	-49,84
GREECE	29.604	104.922	254,42	321.176	1.345.776	319,02
HUNGARY	359	9.645	2.586,63	3.888	93.212	2.297,43
POLAND	12.726	23.779	86,85	127.010	232.772	83,27
ROMANIA	0	955	--	0	35.418	--
BULGARIA	2	0	-100,00	45	0	-100,00
YUGOSLAVIA	1.754	7.193	310,09	33.997	126.738	272,79
KAZAKHSTAN	0	859	--	0	20.561	--
UKRAINE	9.158	40.496	342,19	122.885	531.142	332,23
LITHUANIA	1.396	0	-100,00	32.463	0	-100,00
LATVIA	687	0	-100,00	12.667	0	-100,00
ESTONIA	16.944	4	-99,98	590.200	19	-100,00
CROATIA	8.370	0	-100,00	58.686	0	-100,00
MALTA	350	0	-100,00	7.460	0	-100,00
SLOVAKIA	53.415	44.401	-16,88	2.121.046	1.739.621	-17,98
SLOVENIA	3.184	35.011	999,59	42.758	319.321	646,81
CZECH REPUBLIC	6.387	11.438	79,08	98.985	149.308	50,84
RUSSIA FEDERATION	84.621	183.812	117,22	1.044.211	2.627.483	151,62
-PRODUK KERAMIK	42.540.597	34.556.038	-18,77	21.857.289	24.888.077	13,87
JAPAN	838.495	856.315	2,13	1.834.446	2.325.094	26,75
HONG KONG	45.404	21.319	-53,05	59.191	97.418	64,58
KOREA, REPUBLIC OF	3.413.852	2.988.075	-12,47	1.645.435	1.314.133	-20,13
TAIWAN	4.672.957	2.481.942	-46,89	1.485.108	857.283	-42,27
CHINA	42.336	86.840	105,12	69.294	292.723	322,44
MACAU	432	739	71,06	4.456	13.751	208,60
PAPUA NEW GUINEA	12.000	0	-100,00	11.392	0	-100,00
THAILAND	2.367.919	2.578.353	8,89	739.301	1.058.630	43,19
SINGAPORE	393.958	380.486	-3,42	361.708	474.100	31,07
PHILIPPINES	641.675	1.182.174	84,23	229.656	426.786	85,84
MALAYSIA	5.336.054	3.656.775	-31,47	837.550	1.110.576	32,60
MYANMAR (FORM. BURMA)	259.900	211.732	-18,53	36.361	37.023	1,82
CAMBODIA	149.196	172.527	15,64	30.000	51.596	71,99
BRUNEI DARUSSALAM	196.451	131.465	-33,08	37.813	26.347	-30,32
LAO PEOPLE'S DEMOCRATIC REPUBLIC	245	0	-100,00	1.454	0	-100,00
VIET NAM	2.445	1.904	-22,13	20.787	14.703	-29,27
MALDIVES	56.583	10.784	-80,94	13.980	11.737	-16,04
INDIA	129.359	358.047	176,79	380.398	703.680	84,99
PAKISTAN	905.070	1.056.111	16,69	148.620	245.175	64,97
BANGLADESH	8.352	112.716	1.249,57	25.492	46.108	80,87
SRI LANKA	1.045.177	1.029.188	-1,53	229.862	211.916	-7,81
IRAN (ISLAMIC REPUBLIC OF)	4	18.436	460.800,00	3	10.791	359.600,00
SAUDI ARABIA	3.688.560	1.440.715	-60,94	571.253	297.451	-47,93
ISRAEL	0	158.118	--	0	51.216	--
KUWAIT	377.694	226.432	-40,05	68.974	34.481	-50,01
JORDAN	0	182.080	--	0	32.448	--
LEBANON	296	0	-100,00	72	0	-100,00
YEMEN	99.282	24.215	-75,61	22.041	5.991	-72,82
OMAN	934	21	-97,75	12.445	276	-97,78
TURKEY	936.087	160.326	-82,87	549.109	121.955	-77,79
UNITED ARAB EMIRATES	347.425	658.093	89,42	345.779	546.865	58,15
QATAR	622.486	342.433	-44,99	120.330	238.403	98,12
BAHRAIN	94.068	27.465	-70,80	24.399	23.158	-5,09
CYPRUS	394	2.326	490,36	1.225	7.845	540,41
EGYPT	0	29.365	--	0	55.807	--
TUNISIA	1.505	0	-100,00	4.002	0	-100,00
SUDAN	0	22.015	--	0	4.202	--
REUNION	126.111	281.562	123,27	35.985	85.200	136,77

TABEL 5. PERKEMBANGAN EKSPOR INDONESIA MENURUT KOMODITI DAN NEGARA TUJUAN

JENIS BARANG	BERAT BERSIH (KG)		PERUB	NILAI FOB (US \$)		PERUB
	JAN-JAN 2007	JAN-JAN 2008	%	JAN-JAN 2007	JAN-JAN 2008	%
(1)	(2)	(3)	(4)	(5)	(6)	(7)
BOTSWANA	20.160	84.425	318,77	3.110	14.840	377,17
TOGO	0	16.958	--	0	3.553	--
ANGOLA	288.389	0	-100,00	61.435	0	-100,00
CONGO	154	0	-100,00	100	0	-100,00
NIGERIA	0	19.440	--	0	14.644	--
SENEGAL	0	85	--	0	108	--
MAURITANIA	0	24.094	--	0	4.303	--
BENIN	0	994	--	0	540	--
SEYCHELLES	2.472	0	-100,00	3.504	0	-100,00
UGANDA	569	0	-100,00	975	0	-100,00
SOUTH AFRICA	491.910	1.269.604	158,10	1.489.243	3.093.668	107,73
MAURITIUS	24.476	409.579	1.573,39	7.517	93.200	1.139,86
AUSTRALIA	3.843.884	3.090.307	-19,60	1.615.795	1.376.522	-14,81
NEW ZEALAND	76.178	302.774	297,46	38.759	152.811	294,26
GUAM	4.160	102	-97,55	5.679	524	-90,77
NEW CALEDONIA	344	373	8,43	242	439	81,40
VANUATU	42.186	20.534	-51,33	9.209	5.345	-41,96
WALLIS AND FUTUNA ISLANDS	292	399	36,64	564	699	23,94
COOK ISLANDS	6	0	-100,00	114	0	-100,00
FIJI	25.494	23.855	-6,43	5.880	8.097	37,70
EAST TIMOR	2.990	0	-100,00	3.501	0	-100,00
UNITED STATES	5.840.975	4.141.446	-29,10	4.343.951	4.956.667	14,11
CANADA	713.032	176.006	-75,32	475.632	157.792	-66,82
MEXICO	19.393	7.365	-62,02	9.706	21.497	121,48
PANAMA	0	152.798	--	0	39.622	--
CHILE	46.890	27.111	-42,18	16.753	18.493	10,39
ARGENTINA	16.363	1.652	-89,90	13.392	1.601	-88,05
BRAZIL	527	690	30,93	735	1.005	36,73
COLOMBIA	3.774	113	-97,01	6.208	115	-98,15
URUGUAY	0	23.760	--	0	5.472	--
TRINIDAD AND TOBAGO	0	46.976	--	0	15.758	--
BAHAMAS	2.085	422	-79,76	15.926	480	-96,99
JAMAICA	74.884	203	-99,73	18.400	354	-98,08
PUERTO RICO	25.467	221.697	770,53	6.447	99.157	1.438,03
DOMINICAN REPUBLIC	1.663	5.320	219,90	1.306	5.872	349,62
COSTA RICA	384	0	-100,00	854	0	-100,00
ARUBA	41	0	-100,00	66	0	-100,00
CAYMAN ISLANDS	29	61	110,34	8	16	100,00
FRENCH GUIANA	706	0	-100,00	1.379	0	-100,00
FRENCH POLYNESIA	1.721	292.973	16.923,42	2.287	32.488	1.320,55
GRENADA	0	63	--	0	431	--
MARTINIQUE	0	64	--	0	188	--
NETHERLANDS ANTILLES	174	5	-97,13	478	18	-96,23
GUADELOUPE	517	644	24,56	752	1.092	45,21
UNITED KINGDOM	626.376	827.196	32,06	936.902	1.508.112	60,97
NETHERLANDS	234.880	162.637	-30,76	186.469	197.783	6,07
FRANCE	232.896	132.426	-43,14	506.348	187.576	-62,96
GERMANY, FED. REP. OF	62.876	87.755	39,57	171.178	191.250	11,73
AUSTRIA	199	129	-35,18	1.232	109	-91,15
BELGIUM	269.575	227.296	-15,68	189.115	412.196	117,96
SWITZERLAND	34.619	819	-97,63	31.542	1.973	-93,74
DENMARK	15.091	31.639	109,65	19.148	20.017	4,54
NORWAY	205.254	148.297	-27,75	54.483	41.687	-23,49
SWEDEN	250.075	215.462	-13,84	75.096	265.240	253,20
FINLAND	14.744	9.212	-37,52	133.888	98.977	-26,07
IRELAND	60.520	516	-99,15	79.174	277	-99,65
ITALY	1.173.879	550.415	-53,11	875.262	378.051	-56,81
SPAIN	203.857	166.345	-18,40	221.483	226.553	2,29
PORTUGAL	761	2.991	293,04	953	7.874	726,23
GREECE	476.567	213.268	-55,25	88.558	71.499	-19,26
HUNGARY	215	82	-61,86	244	81	-66,80
POLAND	2.618	2	-99,92	2.759	5	-99,82
ROMANIA	1.320	377	-71,44	2.491	1.594	-36,01
BULGARIA	0	929	--	0	2.174	--
UKRAINE	93.210	343.919	268,97	36.398	124.793	242,86
CROATIA	5.027	14.039	179,27	26.287	84.125	220,03
BOSNIA AND HERZEGOVINA	0	379	--	0	1.773	--
MALTA	21.384	46.130	115,72	4.249	10.080	137,23
SLOVAKIA	2	957	47.750,00	38	2.427	6.286,84
CZECH REPUBLIC	0	672	--	0	3.520	--
RUSSIA FEDERATION	169.657	118.163	-30,35	96.164	86.052	-10,52
-EMAS BATANGAN	2.644	3.956	49,62	53.778.464	111.079.988	106,55
JAPAN	0	15	--	0	397.412	--
HONG KONG	0	846	--	0	23.378.321	--
SINGAPORE	1.681	2.266	34,80	34.231.760	64.165.705	87,44
MALAYSIA	103	0	-100,00	2.139.061	0	-100,00
AUSTRALIA	860	829	-3,60	17.407.643	23.138.550	32,92

TABEL 5. PERKEMBANGAN EKSPOR INDONESIA MENURUT KOMODITI DAN NEGARA TUJUAN

JENIS BARANG	BERAT BERSIH (KG)		PERUB	NILAI FOB (US \$)		PERUB
	JAN-JAN 2007	JAN-JAN 2008	%	JAN-JAN 2007	JAN-JAN 2008	%
(1)	(2)	(3)	(4)	(5)	(6)	(7)
-PESAWAT UDARA DAN BAGIANNYA	265.564	140.552	-47,07	12.369.005	6.523.989	-47,26
JAPAN	51	305	498,04	2.980	11.469	284,87
HONG KONG	14	802	5.628,57	470	4.600	878,72
KOREA, REPUBLIC OF	385	458	18,96	38.769	132.272	241,18
TAIWAN	0	62	--	0	2.060	--
CHINA	7.265	77	-98,94	587.623	33.444	-94,31
THAILAND	1.738	244	-85,96	67.659	19.900	-70,59
SINGAPORE	24.788	7.399	-70,15	2.401.107	763.769	-68,19
PHILIPPINES	154	1.174	662,34	2.127	2.525	18,71
MALAYSIA	6.336	10.144	60,10	236.061	264.893	12,21
CAMBODIA	304	0	-100,00	3.000	0	-100,00
PAKISTAN	47	158	236,17	27.947	259.928	830,07
BANGLADESH	69	0	-100,00	200	0	-100,00
SRI LANKA	0	280	--	0	5.000	--
SAUDI ARABIA	468	1.024	118,80	121	17.950	14.734,71
OMAN	10	0	-100,00	9.358	0	-100,00
TURKEY	122	40	-67,21	13.256	46.743	252,62
UNITED ARAB EMIRATES	156.441	20	-99,99	1.044.891	21.693	-97,92
MADAGASCAR	3.695	0	-100,00	1.856	0	-100,00
KENYA	0	71	--	0	12.600	--
CENTRAL AFRICAN REPUBLIC	42	0	-100,00	2.000	0	-100,00
AUSTRALIA	8.333	4.496	-46,05	890.671	203.263	-77,18
NEW ZEALAND	3.438	0	-100,00	1.018.600	0	-100,00
UNITED STATES	2.072	19.260	829,54	524.800	1.059.798	101,94
CANADA	0	60	--	0	6.500	--
UNITED KINGDOM	20.567	16.635	-19,12	1.710.612	2.744.223	60,42
NETHERLANDS	1.519	1.743	14,75	45.945	64.155	39,63
FRANCE	4.210	125	-97,03	237.934	16.600	-93,02
GERMANY, FED. REP. OF	21.679	13.721	-36,71	3.000.530	108.915	-96,37
BELGIUM	13	531	3.984,62	23.900	1.000	-95,82
SWITZERLAND	968	1.393	43,90	112.873	40.833	-63,82
DENMARK	391	0	-100,00	37.750	0	-100,00
IRELAND	63	0	-100,00	38.000	0	-100,00
ITALY	12	0	-100,00	27.030	0	-100,00
SPAIN	370	55.580	14.921,62	260.935	659.856	152,88
PORTUGAL	0	4.000	--	0	5.000	--
BULGARIA	0	750	--	0	15.000	--
-KAPAL LAUT DAN SEJENISNYA	21.162.790	32.318.590	52,71	90.888.972	40.706.403	-55,21
KOREA, REPUBLIC OF	2.580	0	-100,00	63.600	0	-100,00
SINGAPORE	10.133.219	21.788.370	115,02	15.877.673	36.011.571	126,81
MALAYSIA	2.493.675	652.220	-73,85	793.647	646.832	-18,50
VIET NAM	0	9.829.000	--	0	4.000.000	--
INDIA	0	32.000	--	0	38.000	--
SAUDI ARABIA	5.760	0	-100,00	16.944	0	-100,00
UNITED ARAB EMIRATES	11	0	-100,00	1.400	0	-100,00
AUSTRALIA	2.503.545	17.000	-99,32	57.735.708	10.000	-99,98
ITALY	6.024.000	0	-100,00	16.400.000	0	-100,00
-PERLENGKAPAN OLAHRAGA DAN MA	2.006.849	2.282.433	13,73	14.560.166	23.257.189	59,73
JAPAN	82.274	105.105	27,75	1.689.297	2.900.260	71,68
HONG KONG	15.834	10.605	-33,02	159.695	91.746	-42,55
KOREA, REPUBLIC OF	22.589	27.600	22,18	131.005	167.492	27,85
TAIWAN	0	6.216	--	0	16.163	--
CHINA	51.126	62.051	21,37	386.177	535.999	38,80
PAPUA NEW GUINEA	0	563	--	0	1.911	--
THAILAND	4.324	4.796	10,92	12.853	29.502	129,53
SINGAPORE	52.091	18.402	-64,67	813.358	858.022	5,49
PHILIPPINES	19.393	4.320	-77,72	16.684	6.598	-60,45
MALAYSIA	39.193	59.508	51,83	156.498	371.056	137,10
CAMBODIA	0	1.371	--	0	56.754	--
BRUNEI DARUSSALAM	0	5.234	--	0	6.875	--
VIET NAM	4.587	6.120	33,42	48.375	68.185	40,95
INDIA	11.173	9.637	-13,75	68.954	74.068	7,42
PAKISTAN	24.774	24.894	0,48	35.422	65.500	84,91
SRI LANKA	19.839	28.958	45,97	14.590	23.380	60,25
SAUDI ARABIA	9.429	6.266	-33,55	9.492	41.300	335,10
KUWAIT	1.876	0	-100,00	16.123	0	-100,00
JORDAN	0	8.491	--	0	19.154	--
LEBANON	60	0	-100,00	476	0	-100,00
YEMEN	0	683	--	0	1.920	--
UNITED ARAB EMIRATES	6.311	45.511	621,14	43.376	559.263	1.189,34
QATAR	9	0	-100,00	80	0	-100,00
BAHRAIN	9	0	-100,00	80	0	-100,00
EGYPT	6.926	13.154	89,92	76.163	95.901	25,92
ALGERIA	10.311	19.491	89,03	10.486	44.910	328,29
SUDAN	9.473	4.704	-50,34	14.112	30.326	114,90

TABEL 5. PERKEMBANGAN EKSPOR INDONESIA MENURUT KOMODITI DAN NEGARA TUJUAN

JENIS BARANG	BERAT BERSIH (KG)		PERUB	NILAI FOB (US \$)		PERUB
	JAN-JAN 2007	JAN-JAN 2008	%	JAN-JAN 2007	JAN-JAN 2008	%
(1)	(2)	(3)	(4)	(5)	(6)	(7)
KENYA	0	9	--	0	344	--
BENIN	0	5.815	--	0	44.426	--
SOUTH AFRICA	2.984	448	-84,99	17.648	7.580	-57,05
AUSTRALIA	40.379	60.392	49,56	318.401	492.796	54,77
NEW ZEALAND	15.267	1.575	-89,68	66.198	13.565	-79,51
GUAM	11.008	0	-100,00	8.000	0	-100,00
NEW CALEDONIA	465	0	-100,00	588	0	-100,00
EAST TIMOR	48	0	-100,00	28	0	-100,00
UNITED STATES	549.202	576.884	5,04	3.602.917	5.743.092	59,40
CANADA	24.542	20.643	-15,89	180.986	168.068	-7,14
MEXICO	106.473	89.669	-15,78	671.606	758.331	12,91
CHILE	24.997	0	-100,00	151.477	0	-100,00
VENEZUELA	17.255	0	-100,00	107.242	0	-100,00
ARGENTINA	30.015	26.425	-11,96	179.103	213.426	19,16
BRAZIL	77.997	80.230	2,86	464.183	716.212	54,30
COLOMBIA	7.644	3.358	-56,07	49.079	38.610	-21,33
PERU	5.936	26	-99,56	24.394	5	-99,98
FRENCH POLYNESIA	0	1.022	--	0	15.216	--
UNITED KINGDOM	82.117	180.668	120,01	730.184	1.855.497	154,11
NETHERLANDS	116.375	127.213	9,31	783.430	973.790	24,30
FRANCE	132.097	105.722	-19,97	732.164	766.325	4,67
GERMANY, FED. REP. OF	86.273	109.706	27,16	971.208	1.288.128	32,63
AUSTRIA	13.786	6.974	-49,41	95.011	74.475	-21,61
BELGIUM	42.063	22.603	-46,26	178.894	233.550	30,55
SWITZERLAND	11.228	263	-97,66	44.581	9.745	-78,14
DENMARK	0	56.167	--	0	703.342	--
NORWAY	5.060	1.098	-78,30	57.879	17.833	-69,19
SWEDEN	5.918	72.947	1.132,63	52.852	496.640	839,68
FINLAND	0	36	--	0	4.039	--
IRELAND	1.182	157	-86,72	11.669	1.347	-88,46
ITALY	60.754	72.288	18,98	330.182	710.825	115,28
SPAIN	17.757	43.279	143,73	164.975	484.590	193,74
GREECE	7.970	24.807	211,25	63.256	328.647	419,55
HUNGARY	4.018	10.566	162,97	20.836	67.879	225,78
POLAND	924	17.883	1.835,39	7.041	126.327	1.694,16
BELARUS	7.728	0	-100,00	20.104	0	-100,00
UKRAINE	5.315	0	-100,00	57.859	0	-100,00
CROATIA	19.569	0	-100,00	44.371	0	-100,00
SLOVAKIA	0	1.986	--	0	44.253	--
CZECH REPUBLIC	65.938	55.159	-16,35	509.414	434.037	-14,80
RUSSIA FEDERATION	14.964	32.735	118,76	139.110	357.964	157,32
-PENA DAN PENSIL	714.647	594.960	-16,75	4.587.263	4.087.799	-10,89
JAPAN	58.163	32.234	-44,58	626.748	297.050	-52,60
HONG KONG	3.609	3.685	2,11	34.620	37.076	7,09
KOREA, REPUBLIC OF	901	3.059	239,51	12.759	44.805	251,16
TAIWAN	7.481	1.602	-78,59	59.000	19.659	-66,68
CHINA	832	59	-92,91	5.102	2.651	-48,04
THAILAND	19.936	5.901	-70,40	191.691	45.497	-76,27
SINGAPORE	12.358	2.551	-79,36	125.788	29.140	-76,83
PHILIPPINES	0	9.143	--	0	72.041	--
MALAYSIA	26.590	8.981	-66,22	249.948	96.292	-61,48
MYANMAR (FORM. BURMA)	0	12.399	--	0	33.360	--
VIET NAM	1.357	1.208	-10,98	6.767	9.183	35,70
INDIA	0	668	--	0	8.666	--
BANGLADESH	4.294	8.317	93,69	46.878	65.015	38,69
IRAN (ISLAMIC REPUBLIC OF)	0	20.569	--	0	90.335	--
SAUDI ARABIA	0	10.250	--	0	72.326	--
KUWAIT	0	6.025	--	0	60.446	--
YEMEN	14.949	0	-100,00	12.512	0	-100,00
TURKEY	3.707	0	-100,00	31.661	0	-100,00
UNITED ARAB EMIRATES	3.860	934	-75,80	23.917	7.020	-70,65
EGYPT	0	59.478	--	0	479.781	--
AUSTRALIA	29.099	59.708	105,19	126.057	308.702	144,89
NEW ZEALAND	5.205	2.623	-49,61	49.719	23.820	-52,09
EAST TIMOR	2	0	-100,00	7	0	-100,00
UNITED STATES	295.742	110.112	-62,77	1.327.077	538.811	-59,40
CANADA	1.621	1.402	-13,51	42.448	20.647	-51,36
MEXICO	90.282	59.428	-34,18	577.332	484.179	-16,14
COLOMBIA	31.633	76.656	142,33	187.288	472.216	152,13
ECUADOR	8.595	0	-100,00	53.785	0	-100,00
UNITED KINGDOM	33.758	26.063	-22,79	297.705	215.795	-27,51
NETHERLANDS	76	2	-97,37	1.485	30	-97,98
FRANCE	2.829	5.868	107,42	29.484	41.187	39,69
GERMANY, FED. REP. OF	30.186	45.706	51,41	275.569	310.989	12,85
NORWAY	1.261	0	-100,00	15.217	0	-100,00
SWEDEN	12.075	185	-98,47	113.850	10.739	-90,57
ITALY	1.470	2.119	44,15	19.877	29.477	48,30

TABEL 5. PERKEMBANGAN EKSPOR INDONESIA MENURUT KOMODITI DAN NEGARA TUJUAN

JENIS BARANG	BERAT BERSIH (KG)		PERUB	NILAI FOB (US \$)		PERUB
	JAN-JAN 2007	JAN-JAN 2008	%	JAN-JAN 2007	JAN-JAN 2008	%
(1)	(2)	(3)	(4)	(5)	(6)	(7)
SPAIN	11.620	17.852	53,63	35.896	160.060	345,90
PORTUGAL	1	0	-100,00	2	0	-100,00
DEMOCRATIC REPUBLIC OF THE CONG	117	0	-100,00	1.040	0	-100,00
KAZAKHSTAN	0	173	--	0	804	--
CZECH REPUBLIC	1.038	0	-100,00	6.034	0	-100,00
-BATU SEMI PERMATA	12.047	0	-100,00	213.323	0	-100,00
JAPAN	12	0	-100,00	141.171	0	-100,00
AUSTRALIA	2	0	-100,00	22	0	-100,00
UNITED STATES	12.000	0	-100,00	71.493	0	-100,00
SAINT KITTS AND NEVIS	29	0	-100,00	404	0	-100,00
BELGIUM	2	0	-100,00	155	0	-100,00
NORWAY	2	0	-100,00	78	0	-100,00
-KOPER, TAS, DOMPET PLASTIK/TEKS	559.424	619.798	10,79	4.194.646	5.268.039	25,59
JAPAN	41.638	113.205	171,88	285.210	635.896	122,96
HONG KONG	16.922	10.955	-35,26	224.507	149.486	-33,42
KOREA, REPUBLIC OF	29.965	429	-98,57	5.358	3.367	-37,16
TAIWAN	0	211	--	0	1.007	--
CHINA	945	40.897	4.227,72	6.636	159.590	2.304,91
PAPUA NEW GUINEA	791	40	-94,94	4.196	182	-95,66
THAILAND	958	131	-86,33	1.857	479	-74,21
SINGAPORE	5.246	2.861	-45,46	47.769	47.398	-0,78
PHILIPPINES	1.107	998	-9,85	3.483	12.149	248,81
MALAYSIA	3.626	1.873	-48,35	8.070	13.633	68,93
VIET NAM	76	44	-42,11	103	90	-12,62
MALDIVES	604	408	-32,45	672	1.958	191,37
INDIA	8.679	2.083	-76,00	43.458	4.395	-89,89
BANGLADESH	0	9.148	--	0	22.563	--
KUWAIT	0	224	--	0	6.803	--
LEBANON	1.690	3	-99,82	6.240	23	-99,63
TURKEY	0	67	--	0	987	--
UNITED ARAB EMIRATES	26.231	51.867	97,73	128.602	238.572	85,51
BAHRAIN	0	593	--	0	3.692	--
REUNION	89	0	-100,00	60	0	-100,00
U.S. VIRGIN ISLANDS	25	0	-100,00	34	0	-100,00
SEYCHELLES	8	0	-100,00	38	0	-100,00
SOUTH AFRICA	3.236	1.578	-51,24	4.626	4.036	-12,75
MAURITIUS	0	855	--	0	7.308	--
AUSTRALIA	8.296	6.179	-25,52	23.604	89.582	279,52
NEW ZEALAND	1.801	2.530	40,48	3.854	16.194	320,19
GUAM	60	0	-100,00	1.806	0	-100,00
NEW CALEDONIA	1.240	585	-52,82	1.179	2.446	107,46
VANUATU	0	22	--	0	61	--
WALLIS AND FUTUNA ISLANDS	0	106	--	0	185	--
COOK ISLANDS	304	0	-100,00	3.614	0	-100,00
UNITED STATES	136.903	95.639	-30,14	1.089.573	1.453.332	33,39
CANADA	6.115	2.972	-51,40	29.485	16.925	-42,60
MEXICO	1.118	173	-84,53	19.966	420	-97,90
PANAMA	9.630	2.839	-70,52	19.410	6.587	-66,06
CHILE	0	8	--	0	36	--
ARGENTINA	0	223	--	0	266	--
BRAZIL	5.816	4.186	-28,03	10.402	7.275	-30,06
URUGUAY	0	5	--	0	24	--
PARAGUAY	0	1	--	0	5	--
JAMAICA	310	0	-100,00	728	0	-100,00
DOMINICAN REPUBLIC	198	0	-100,00	240	0	-100,00
COSTA RICA	243	0	-100,00	455	0	-100,00
BARBADOS	1.988	0	-100,00	2.607	0	-100,00
FRENCH POLYNESIA	1.355	804	-40,66	3.469	4.317	24,45
MARTINIQUE	10	7	-30,00	150	151	0,67
NETHERLANDS ANTILLES	0	1	--	0	490	--
GUADELOUPE	76	0	-100,00	184	0	-100,00
SAINT KITTS AND NEVIS	12	0	-100,00	177	0	-100,00
UNITED KINGDOM	16.301	36.036	121,07	63.757	156.161	144,93
NETHERLANDS	39.999	59.151	47,88	918.751	1.066.884	16,12
FRANCE	7.179	9.205	28,22	35.620	56.409	58,36
GERMANY, FED. REP. OF	12.601	40.022	217,61	66.287	205.420	209,89
AUSTRIA	4.466	0	-100,00	36.500	0	-100,00
BELGIUM	78.310	59.935	-23,46	406.838	364.810	-10,33
SWITZERLAND	659	6.582	898,79	1.241	61.340	4.842,79
DENMARK	6	151	2.416,67	35	1.235	3.428,57
NORWAY	1.564	485	-68,99	19.415	10.048	-48,25
SWEDEN	6.354	3	-99,95	40.606	49	-99,88
FINLAND	0	480	--	0	1.211	--
IRELAND	505	0	-100,00	969	0	-100,00
ITALY	56.365	35.832	-36,43	481.127	372.937	-22,49
SPAIN	16.135	16.755	3,84	130.437	59.008	-54,76

TABEL 5. PERKEMBANGAN EKSPOR INDONESIA MENURUT KOMODITI DAN NEGARA TUJUAN

JENIS BARANG	BERAT BERSIH (KG)		PERUB	NILAI FOB (US \$)		PERUB
	JAN-JAN 2007	JAN-JAN 2008	%	JAN-JAN 2007	JAN-JAN 2008	%
(1)	(2)	(3)	(4)	(5)	(6)	(7)
PORTUGAL	467	406	-13,06	1.445	595	-58,82
GREECE	219	0	-100,00	781	0	-100,00
DEMOCRATIC REPUBLIC OF THE CONG	952	0	-100,00	8.420	0	-100,00
POLAND	31	0	-100,00	595	0	-100,00
ESTONIA	0	2	--	0	7	--
RUSSIA FEDERATION	0	3	--	0	15	--
-BARANG DARI LOGAM MULIA	28.704	25.860	-9,91	8.776.016	13.713.161	56,26
JAPAN	1.625	25	-98,46	13.961	1.632	-88,31
HONG KONG	291	1.110	281,44	51.114	1.530.963	2.895,19
KOREA, REPUBLIC OF	51	83	62,75	15.781	10.546	-33,17
TAIWAN	0	14	--	0	3.540	--
CHINA	0	31	--	0	2.162	--
THAILAND	397	305	-23,17	257.327	179.069	-30,41
SINGAPORE	14.334	14.701	2,56	1.883.699	2.253.810	19,65
MALAYSIA	62	1	-98,39	958	18	-98,12
VIET NAM	1	0	-100,00	9	0	-100,00
MALDIVES	33	0	-100,00	2.300	0	-100,00
TURKEY	67	176	162,69	31.925	65.594	105,46
UNITED ARAB EMIRATES	174	242	39,08	2.618.169	5.049.120	92,85
REUNION	0	61	--	0	419	--
AUSTRALIA	1.209	1.126	-6,87	18.577	22.316	20,13
NEW ZEALAND	0	5	--	0	6.514	--
UNITED STATES	6.831	3.670	-46,27	3.421.696	3.474.434	1,54
CANADA	0	226	--	0	74.555	--
BRAZIL	0	12	--	0	1.163	--
PUERTO RICO	2	4	100,00	1.278	2.479	93,97
SAINT KITTS AND NEVIS	14	0	-100,00	204	0	-100,00
UNITED KINGDOM	359	160	-55,43	100.805	68.371	-32,17
NETHERLANDS	1.180	1.495	26,69	73.746	101.669	37,86
FRANCE	852	403	-52,70	2.570	17.588	584,36
GERMANY, FED. REP. OF	321	513	59,81	85.919	289.284	236,69
BELGIUM	23	24	4,35	1.425	6.810	377,89
SWITZERLAND	28	37	32,14	16.985	33.339	96,28
DENMARK	9	34	277,78	21.865	108.211	394,91
NORWAY	2	139	6.850,00	4.968	8.864	78,42
SWEDEN	8	0	-100,00	1.866	0	-100,00
ITALY	140	538	284,29	87.362	348.879	299,35
SPAIN	679	725	6,77	59.372	51.812	-12,73
RUSSIA FEDERATION	12	0	-100,00	2.135	0	-100,00
-PETI KEMAS	3.881.480	1.825.827	-52,96	4.011.087	2.397.629	-40,22
JAPAN	0	19.440	--	0	29.153	--
PAPUA NEW GUINEA	5.350	0	-100,00	24.935	0	-100,00
THAILAND	0	34.599	--	0	25.148	--
SINGAPORE	1.518.950	116.788	-92,31	1.074.178	102.328	-90,47
MALAYSIA	3.750	0	-100,00	3.300	0	-100,00
VIET NAM	9.600	0	-100,00	14.774	0	-100,00
UNITED STATES	453.830	1.060.000	133,57	610.900	1.416.000	131,79
GERMANY, FED. REP. OF	1.890.000	595.000	-68,52	2.283.000	825.000	-63,86
-KOMPUTER DAN BAGIANNYA	4.383.527	2.833.207	-35,37	110.835.377	66.946.769	-39,60
JAPAN	358.652	219.427	-38,82	11.514.036	15.406.077	33,80
HONG KONG	227.562	82.873	-63,58	1.462.310	598.386	-59,08
KOREA, REPUBLIC OF	74.702	19.002	-74,56	809.983	252.081	-68,88
TAIWAN	64.220	13.566	-78,88	1.144.515	180.592	-84,22
CHINA	299.324	472.916	57,99	14.149.440	15.298.116	8,12
MACAU	99	0	-100,00	2.073	0	-100,00
THAILAND	71.745	67.058	-6,53	5.025.857	2.219.394	-55,84
SINGAPORE	780.206	627.414	-19,58	27.058.155	16.222.740	-40,04
PHILIPPINES	53.110	48.077	-9,48	683.369	627.179	-8,22
MALAYSIA	197.697	159.726	-19,21	3.676.109	1.478.327	-59,79
NEPAL	0	730	--	0	19.681	--
VIET NAM	11.203	37.154	231,64	144.374	337.715	133,92
MALDIVES	100	0	-100,00	600	0	-100,00
INDIA	119.814	57.723	-51,82	2.091.762	841.085	-59,79
PAKISTAN	432	0	-100,00	2.265	0	-100,00
SRI LANKA	4.945	0	-100,00	15.750	0	-100,00
IRAN (ISLAMIC REPUBLIC OF)	480	0	-100,00	60.792	0	-100,00
SAUDI ARABIA	3.466	0	-100,00	93.316	0	-100,00
KUWAIT	0	3	--	0	60	--
JORDAN	13.999	0	-100,00	50.289	0	-100,00
YEMEN	5.005	0	-100,00	167.146	0	-100,00
UNITED ARAB EMIRATES	103.247	80.100	-22,42	1.983.397	849.404	-57,17
EGYPT	34.306	0	-100,00	899.786	0	-100,00
ALGERIA	7.746	0	-100,00	211.804	0	-100,00
KENYA	500	0	-100,00	2.500	0	-100,00
NIGERIA	4.280	0	-100,00	5.630	0	-100,00

TABEL 5. PERKEMBANGAN EKSPOR INDONESIA MENURUT KOMODITI DAN NEGARA TUJUAN

JENIS BARANG	BERAT BERSIH (KG)		PERUB	NILAI FOB (US \$)		PERUB
	JAN-JAN 2007	JAN-JAN 2008	%	JAN-JAN 2007	JAN-JAN 2008	%
(1)	(2)	(3)	(4)	(5)	(6)	(7)
UGANDA	1.100	0	-100,00	5.500	0	-100,00
SOUTH AFRICA	11.247	44.760	297,97	245.075	55.664	-77,29
MALAWI	100	0	-100,00	500	0	-100,00
AUSTRALIA	44.787	5.620	-87,45	893.964	121.325	-86,43
NEW ZEALAND	0	212	--	0	1.928	--
EAST TIMOR	16.925	0	-100,00	276.926	0	-100,00
UNITED STATES	424.547	292.296	-31,15	7.889.404	4.839.037	-38,66
CANADA	3.911	543	-86,12	97.756	50.086	-48,76
MEXICO	107.400	36.036	-66,45	2.229.334	460.570	-79,34
CHILE	9.639	0	-100,00	82.328	0	-100,00
ARGENTINA	28.917	0	-100,00	246.984	0	-100,00
BRAZIL	287.106	46.841	-83,69	3.997.947	268.272	-93,29
COLOMBIA	4.895	12.587	157,14	50.980	200.997	294,27
PERU	0	12.463	--	0	148.738	--
PUERTO RICO	0	4	--	0	200	--
NETHERLANDS ANTILLES	33	0	-100,00	6.780	0	-100,00
UNITED KINGDOM	5.528	4.172	-24,53	82.714	165.519	100,11
NETHERLANDS	660.051	465.016	-29,55	16.909.497	5.565.119	-67,09
FRANCE	350	0	-100,00	1	0	-100,00
GERMANY, FED. REP. OF	247.452	95	-99,96	3.172.940	2.081	-99,93
BELGIUM	3.171	3.889	22,64	77.694	29.586	-61,92
SWITZERLAND	0	9	--	0	8.248	--
FINLAND	4.097	19.742	381,86	62.525	294.935	371,71
IRELAND	32.123	3.002	-90,65	1.196.480	384.458	-67,87
SPAIN	100	0	-100,00	8.660	0	-100,00
HUNGARY	15.108	62	-99,59	1.322.901	6.664	-99,50
POLAND	5.184	89	-98,28	97.488	12.505	-87,17
UKRAINE	1.332	0	-100,00	24.372	0	-100,00
CZECH REPUBLIC	31.584	0	-100,00	601.369	0	-100,00
-KENDARAAN BERMOTOR RODA 2 DAI	439.100	576.642	31,32	3.294.838	4.360.704	32,35
JAPAN	3.846	20.468	432,19	43.494	79.625	83,07
KOREA, REPUBLIC OF	201	0	-100,00	2.538	0	-100,00
TAIWAN	456	0	-100,00	2.500	0	-100,00
CHINA	5.285	0	-100,00	8.163	0	-100,00
PAPUA NEW GUINEA	0	444	--	0	425	--
THAILAND	427	62	-85,48	4.575	443	-90,32
PHILIPPINES	256.620	511.540	99,34	2.003.664	4.047.674	102,01
MALAYSIA	2.229	0	-100,00	16.320	0	-100,00
MALDIVES	2.880	0	-100,00	24.144	0	-100,00
INDIA	0	639	--	0	5.006	--
TANZANIA, UNITED REPUBLIC OF	0	1.429	--	0	674	--
BURKINA FASO	0	11.520	--	0	81.600	--
DJIBOUTI	7.200	0	-100,00	46.740	0	-100,00
AUSTRALIA	400	3.097	674,25	2.547	4.065	59,60
UNITED STATES	235	300	27,66	749	300	-59,95
CANADA	0	578	--	0	1.589	--
MEXICO	23.040	0	-100,00	194.700	0	-100,00
BRAZIL	4.434	0	-100,00	26.046	0	-100,00
COLOMBIA	76.680	17.228	-77,53	475.685	98.384	-79,32
DOMINICAN REPUBLIC	28.800	0	-100,00	182.400	0	-100,00
NETHERLANDS	45	0	-100,00	200	0	-100,00
FRANCE	752	235	-68,75	1.017	2.705	165,98
GERMANY, FED. REP. OF	130	510	292,31	770	1.068	38,70
BELGIUM	0	7.548	--	0	34.298	--
ITALY	24.519	847	-96,55	245.986	1.181	-99,52
SPAIN	0	197	--	0	1.667	--
GREECE	921	0	-100,00	12.600	0	-100,00
-KENDARAAN BERMOTOR RODA 4 DAI	7.361.943	15.694.893	113,19	43.224.701	101.024.888	133,72
JAPAN	78.940	186.173	135,84	304.756	513.898	68,63
HONG KONG	3.600	0	-100,00	46.000	0	-100,00
TAIWAN	0	115.143	--	0	637.000	--
THAILAND	578.586	802.441	38,69	2.785.131	4.837.607	73,69
SINGAPORE	101.950	118.434	16,17	164.472	371.352	125,78
PHILIPPINES	1.500.509	1.589.200	5,91	7.610.577	8.491.634	11,58
MALAYSIA	879.413	2.697.573	206,75	4.637.840	18.182.134	292,04
MYANMAR (FORM. BURMA)	0	162.825	--	0	933.120	--
BRUNEI DARUSSALAM	201.167	192.184	-4,47	1.188.737	1.259.519	5,95
NEPAL	5.040	3.390	-32,74	20.124	19.012	-5,53
VIET NAM	384.703	716.213	86,17	2.060.509	3.791.503	84,01
PAKISTAN	0	80.400	--	0	462.900	--
BANGLADESH	9.384	19.945	112,54	55.349	127.485	130,33
SRI LANKA	22.190	17.435	-21,43	112.126	88.099	-21,43
SAUDI ARABIA	764.339	4.003.014	423,72	5.919.736	26.157.296	341,87
KUWAIT	68.657	209.889	205,71	444.922	1.548.286	247,99
JORDAN	0	9.000	--	0	78.825	--
LEBANON	101.843	66.405	-34,80	963.240	542.251	-43,71

TABEL 5. PERKEMBANGAN EKSPOR INDONESIA MENURUT KOMODITI DAN NEGARA TUJUAN

JENIS BARANG	BERAT BERSIH (KG)		PERUB	NILAI FOB (US \$)		PERUB
	JAN-JAN 2007	JAN-JAN 2008	%	JAN-JAN 2007	JAN-JAN 2008	%
(1)	(2)	(3)	(4)	(5)	(6)	(7)
YEMEN	40.598	47.477	16,94	198.800	286.031	43,88
OMAN	111.917	577.038	415,59	904.479	5.201.190	475,05
SYRIA ARAB REPUBLIC	8.474	67.197	692,98	48.422	420.208	767,80
UNITED ARAB EMIRATES	597.615	891.320	49,15	5.908.149	8.457.174	43,14
QATAR	80.256	41.886	-47,81	700.782	432.752	-38,25
BAHRAIN	44.965	147.474	227,98	367.365	1.358.098	269,69
EGYPT	160.672	222.535	38,50	909.949	1.351.606	48,54
MOROCCO	0	22.300	--	0	122.680	--
ALGERIA	0	8.820	--	0	76.881	--
MADAGASCAR	0	6.780	--	0	36.892	--
KENYA	0	15.250	--	0	79.554	--
MOZAMBIQUE	0	6.749	--	0	34.166	--
ANGOLA	5.800	32.694	463,69	28.908	186.845	546,34
NIGERIA	0	86.187	--	0	449.220	--
SOUTH AFRICA	1.086.424	1.215.722	11,90	5.202.009	6.121.236	17,67
MAURITIUS	5.516	16.919	206,73	51.000	91.202	78,83
AUSTRALIA	27.840	69.325	149,01	164.382	430.721	162,02
NEW ZEALAND	0	11.750	--	0	74.950	--
FIJI	8.119	0	-100,00	41.676	0	-100,00
MARSHALL ISLANDS	0	1.225	--	0	7.517	--
UNITED STATES	0	7.410	--	0	50.064	--
MEXICO	88.138	530.533	501,93	465.868	2.952.714	533,81
HONDURAS	6.960	5.359	-23,00	31.780	31.100	-2,14
NICARAGUA	0	16.293	--	0	104.218	--
PANAMA	0	38.548	--	0	223.440	--
CHILE	110.098	209.144	89,96	515.950	1.156.444	124,14
VENEZUELA	3.329	225.844	6.684,14	92.070	1.890.132	1.952,93
PERU	0	2.399	--	0	20.813	--
JAMAICA	0	3.525	--	0	19.188	--
DOMINICAN REPUBLIC	0	19.360	--	0	174.240	--
COSTA RICA	0	16.079	--	0	87.710	--
ARUBA	0	5.875	--	0	31.980	--
BERMUDA	0	13.069	--	0	82.952	--
DOMINICA	2.320	0	-100,00	10.593	0	-100,00
FRENCH POLYNESIA	0	11.077	--	0	53.528	--
SAINT LUCIA	0	21.443	--	0	131.071	--
UNITED KINGDOM	1.840	1.340	-27,17	41.000	7.430	-81,88
FRANCE	0	1.205	--	0	16.250	--
GERMANY, FED. REP. OF	0	42.854	--	0	468.232	--
BELGIUM	0	45.224	--	0	262.538	--
IRELAND	259.040	0	-100,00	1.220.000	0	-100,00
DEMOCRATIC REPUBLIC OF THE CONG	11.701	0	-100,00	8.000	0	-100,00
-SUKU CADANG MESIN	8.959.777	11.230.269	25,34	80.878.476	78.922.185	-2,42
JAPAN	2.603.699	3.507.868	34,73	4.715.003	6.476.546	37,36
HONG KONG	7.345	3.215	-56,23	354.652	182.569	-48,52
KOREA, REPUBLIC OF	462.328	659.964	42,75	457.967	704.547	53,84
TAIWAN	24.847	25.189	1,38	70.754	76.248	7,76
CHINA	386.638	114.037	-70,51	791.909	308.428	-61,05
PAPUA NEW GUINEA	205	0	-100,00	26	0	-100,00
THAILAND	1.843.385	2.536.055	37,58	2.782.945	4.097.380	47,23
SINGAPORE	1.781.098	1.944.638	9,18	57.442.103	55.563.655	-3,27
PHILIPPINES	21.889	36.798	68,11	67.641	235.916	248,78
MALAYSIA	210.771	288.065	36,67	5.085.408	1.637.144	-67,81
BRUNEI DARUSSALAM	407	4	-99,02	2.932	17	-99,42
VIET NAM	26.458	10.049	-62,02	135.774	22.750	-83,24
INDIA	59.858	221.881	270,68	163.810	421.982	157,60
SRI LANKA	0	2	--	0	1.864	--
IRAN (ISLAMIC REPUBLIC OF)	8.349	0	-100,00	109.589	0	-100,00
SAUDI ARABIA	13.651	12.479	-8,59	35.564	73.217	105,87
OMAN	0	15.337	--	0	67.049	--
SYRIA ARAB REPUBLIC	0	5.439	--	0	39.142	--
UNITED ARAB EMIRATES	17.125	2.027	-88,16	66.372	152.902	130,37
EGYPT	0	2.284	--	0	143.218	--
LIBYAN ARAB JAMAHIRIYA	0	12.881	--	0	70.840	--
TUNISIA	410	0	-100,00	3.779	0	-100,00
ALGERIA	0	140	--	0	3.466	--
SUDAN	1.300	1.105	-15,00	195.663	14.205	-92,74
NIGERIA	257	11.041	4.196,11	156	175.485	112.390,38
SOUTH AFRICA	4.768	19.400	306,88	12.334	75.918	515,52
ZAMBIA	0	18.000	--	0	702.247	--
AUSTRALIA	151.963	76.571	-49,61	1.149.283	358.549	-68,80
UNITED STATES	308.511	350.539	13,62	3.331.091	2.233.557	-32,95
CANADA	4.307	55.021	1.177,48	9.363	169.315	1.708,34
MEXICO	255	32.292	12.563,53	91.202	142.618	56,38
CHILE	0	18.607	--	0	66.797	--
ARGENTINA	75	0	-100,00	4.883	0	-100,00
BRAZIL	65.684	321.538	389,52	188.330	987.022	424,09

TABEL 5. PERKEMBANGAN EKSPOR INDONESIA MENURUT KOMODITI DAN NEGARA TUJUAN

JENIS BARANG	BERAT BERSIH (KG)		PERUB	NILAI FOB (US \$)		PERUB
	JAN-JAN 2007	JAN-JAN 2008	%	JAN-JAN 2007	JAN-JAN 2008	%
(1)	(2)	(3)	(4)	(5)	(6)	(7)
PERU	154	0	-100,00	13.627	0	-100,00
PUERTO RICO	133	0	-100,00	14.960	0	-100,00
UNITED KINGDOM	809.737	601.673	-25,70	1.696.379	1.653.304	-2,54
NETHERLANDS	59.773	35.670	-40,32	1.164.970	533.724	-54,19
FRANCE	4.713	247	-94,76	332.308	10.655	-96,79
GERMANY, FED. REP. OF	45.469	101.216	122,60	151.062	801.334	430,47
BELGIUM	29.893	178.629	497,56	74.058	599.139	709,01
SWITZERLAND	0	8	--	0	10.000	--
IRELAND	3.997	9.115	128,05	68.585	65.276	-4,82
ITALY	0	299	--	0	15.446	--
HUNGARY	273	0	-100,00	92.426	0	-100,00
SLOVAKIA	52	0	-100,00	1.568	0	-100,00
CZECH REPUBLIC	0	196	--	0	128	--
RUSSIA FEDERATION	0	750	--	0	28.586	--
-SUKU CADANG KENDARAAN	12.960.549	15.169.884	17,05	90.612.065	105.432.903	16,36
JAPAN	3.611.140	4.139.717	14,64	22.648.389	23.332.091	3,02
HONG KONG	4.902	7.946	62,10	43.825	109.303	149,41
KOREA, REPUBLIC OF	8.439	49.729	489,28	73.899	394.774	434,21
TAIWAN	259.228	298.352	15,09	2.576.693	2.874.227	11,55
CHINA	136.634	388.408	184,27	2.602.895	4.360.403	67,52
PAPUA NEW GUINEA	32	0	-100,00	532	0	-100,00
THAILAND	1.810.473	1.932.931	6,76	15.191.057	16.620.535	9,41
SINGAPORE	2.040.233	2.029.964	-0,50	11.644.329	12.923.790	10,99
PHILIPPINES	450.371	780.983	73,41	2.961.650	4.682.046	58,09
MALAYSIA	390.743	1.269.028	224,77	2.760.603	8.178.116	196,24
MYANMAR (FORM. BURMA)	0	1.183	--	0	8.014	--
CAMBODIA	0	2.958	--	0	20.236	--
BRUNEI DARUSSALAM	30	28	-6,67	401	414	3,24
LAO PEOPLE'S DEMOCRATIC REPUBLIC	0	48	--	0	1.425	--
VIET NAM	308.262	475.257	54,17	2.097.845	3.114.931	48,48
MALDIVES	400	0	-100,00	1.250	0	-100,00
INDIA	169.835	209.993	23,65	1.217.193	1.569.568	28,95
PAKISTAN	121.651	124.095	2,01	949.500	704.135	-25,84
BANGLADESH	15.137	45.497	200,57	21.199	91.453	331,40
SRI LANKA	25.895	11.371	-56,09	100.701	26.440	-73,74
IRAN (ISLAMIC REPUBLIC OF)	35.672	37.719	5,74	55.720	199.165	257,44
SAUDI ARABIA	0	9.794	--	0	91.733	--
KUWAIT	0	15.354	--	0	45.210	--
JORDAN	5.728	16.799	193,28	25.695	73.751	187,02
LEBANON	1.478	0	-100,00	21.929	0	-100,00
YEMEN	757	169	-77,68	9.622	16.855	75,17
OMAN	210	12	-94,29	1.388	353	-74,57
TURKEY	60.365	190.620	215,78	258.258	2.178.670	743,60
UNITED ARAB EMIRATES	52.655	96.090	82,49	93.092	155.368	66,90
BAHRAIN	0	56	--	0	576	--
CYPRUS	19	0	-100,00	81	0	-100,00
EGYPT	96.417	91.296	-5,31	419.881	296.153	-29,47
KENYA	0	8	--	0	10	--
NIGERIA	158	0	-100,00	128	0	-100,00
MAURITANIA	5.904	6.258	6,00	12.630	13.380	5,94
SOUTH AFRICA	134.326	208.455	55,19	1.325.211	2.052.056	54,85
MAURITIUS	0	12	--	0	30	--
AUSTRALIA	86.867	80.174	-7,70	982.550	765.381	-22,10
NEW ZEALAND	34.969	1.356	-96,12	198.411	18.639	-90,61
FIJI	35	973	2.680,00	126	8.391	6.559,52
UNITED STATES	1.178.646	518.440	-56,01	10.331.191	4.223.981	-59,11
CANADA	100.437	1.885	-98,12	308.664	23.352	-92,43
MEXICO	15.621	16.871	8,00	28.178	248.466	781,77
GUATEMALA	383	78	-79,63	4.223	2.461	-41,72
HONDURAS	0	42.446	--	0	166.320	--
NICARAGUA	0	719	--	0	4.468	--
CHILE	0	4.301	--	0	24.662	--
VENEZUELA	1.440	4.975	245,49	27.584	35.061	27,11
ARGENTINA	166.787	57.226	-65,69	741.447	497.601	-32,89
BRAZIL	35.430	312.446	781,87	428.341	3.788.460	784,45
COLOMBIA	0	200	--	0	2.324	--
PERU	22.877	0	-100,00	37.346	0	-100,00
TRINIDAD AND TOBAGO	0	483	--	0	8.042	--
JAMAICA	78	0	-100,00	300	0	-100,00
PUERTO RICO	8.271	4.684	-43,37	82.799	12.608	-84,77
DOMINICAN REPUBLIC	9.683	266	-97,25	53.070	2.872	-94,59
COSTA RICA	640	0	-100,00	4.244	0	-100,00
HAITI	50	0	-100,00	1.236	0	-100,00
BARBADOS	110	0	-100,00	2.527	0	-100,00
CAYMAN ISLANDS	48	0	-100,00	826	0	-100,00
DOMINICA	0	574	--	0	8.968	--
GRENADA	0	490	--	0	4.662	--

TABEL 5. PERKEMBANGAN EKSPOR INDONESIA MENURUT KOMODITI DAN NEGARA TUJUAN

JENIS BARANG	BERAT BERSIH (KG)		PERUB	NILAI FOB (US \$)		PERUB
	JAN-JAN 2007	JAN-JAN 2008	%	JAN-JAN 2007	JAN-JAN 2008	%
(1)	(2)	(3)	(4)	(5)	(6)	(7)
UNITED KINGDOM	306.126	498.921	62,98	3.964.791	6.327.325	59,59
NETHERLANDS	198.135	241.280	21,78	786.198	975.033	24,02
FRANCE	532	72	-86,47	4.754	1.411	-70,32
GERMANY, FED. REP. OF	356.384	58.466	-83,59	1.677.398	310.742	-81,47
AUSTRIA	95	0	-100,00	901	0	-100,00
BELGIUM	26.615	25.870	-2,80	241.369	173.992	-27,91
SWITZERLAND	1.200	0	-100,00	11.220	0	-100,00
DENMARK	54.947	40.152	-26,93	271.317	233.951	-13,77
NORWAY	61.957	54.949	-11,31	294.765	302.092	2,49
SWEDEN	140.318	89.177	-36,45	658.321	465.212	-29,33
FINLAND	96.226	109.447	13,74	742.945	559.852	-24,64
ITALY	114.630	178.067	55,34	545.351	550.914	1,02
SPAIN	14.177	34.348	142,28	160.352	246.209	53,54
PORTUGAL	17.639	32.870	86,35	55.550	95.862	72,57
GREECE	11.908	28.415	138,62	88.287	127.772	44,72
HUNGARY	71.617	212.830	197,18	332.335	809.319	143,53
POLAND	21.751	62.600	187,80	68.050	178.967	162,99
LITHUANIA	10.010	0	-100,00	50.000	0	-100,00
ESTONIA	0	10.075	--	0	51.313	--
SLOVAKIA	17.461	0	-100,00	47.482	0	-100,00
RUSSIA FEDERATION	29.355	3.628	-87,64	262.020	41.007	-84,35
-UBI KAYU OLAHAN	35.221.935	17.563.776	-50,13	3.990.100	2.958.578	-25,85
JAPAN	24.000	0	-100,00	33.625	0	-100,00
HONG KONG	5.055	0	-100,00	1.346	0	-100,00
KOREA, REPUBLIC OF	6.050.000	0	-100,00	719.950	0	-100,00
TAIWAN	6.859	7.198	4,94	1.739	2.498	43,65
CHINA	29.121.536	17.530.801	-39,80	3.218.361	2.919.656	-9,28
SINGAPORE	0	6.531	--	0	5.390	--
MALAYSIA	9.192	7.912	-13,93	4.063	7.232	78,00
UNITED KINGDOM	2.793	11.334	305,80	5.026	23.802	373,58
NETHERLANDS	2.500	0	-100,00	5.990	0	-100,00
-INDUSTRI LAINNYA	555.958.242	231.459.863	-58,37	324.715.037	471.516.124	45,21
JAPAN	11.652.499	12.603.304	8,16	45.732.975	41.133.406	-10,06
HONG KONG	1.315.174	1.715.588	30,45	3.214.846	2.326.855	-27,62
KOREA, REPUBLIC OF	8.017.525	8.626.242	7,59	10.205.877	9.935.480	-2,65
TAIWAN	6.845.668	8.470.209	23,73	4.176.077	6.704.794	60,55
CHINA	420.878.101	11.774.096	-97,20	20.688.506	15.312.465	-25,99
MONGOLIA	20.392	14.889	-26,99	36.053	25.371	-29,63
MACAU	20.311	705.287	3.372,44	24.176	98.014	305,42
PAPUA NEW GUINEA	297.420	93.103	-68,70	280.068	360.563	28,74
THAILAND	4.157.782	9.461.902	127,57	19.109.403	26.528.841	38,83
SINGAPORE	46.534.352	15.056.110	-67,65	66.274.949	76.182.396	14,95
PHILIPPINES	2.292.051	3.645.280	59,04	6.240.619	7.582.696	21,51
MALAYSIA	10.351.007	12.943.187	25,04	21.979.564	23.710.035	7,87
MYANMAR (FORM. BURMA)	339.469	940.967	177,19	223.234	420.725	88,47
CAMBODIA	71.053	20.897	-70,59	122.276	206.503	68,88
BRUNEI DARUSSALAM	43.842	292.578	567,35	103.599	141.922	36,99
LAO PEOPLE'S DEMOCRATIC REPUBLIC	198.851	86.731	-56,38	799.988	316.727	-60,41
NEPAL	18.013	0	-100,00	25.765	0	-100,00
VIET NAM	2.535.293	4.392.679	73,26	5.698.387	14.906.958	161,60
MALDIVES	147.816	150.725	1,97	103.640	168.527	62,61
INDIA	4.555.161	5.487.322	20,46	9.004.857	8.220.623	-8,71
PAKISTAN	1.322.458	891.587	-32,58	870.670	700.520	-19,54
BANGLADESH	494.177	1.279.499	158,92	815.397	1.771.038	117,20
SRI LANKA	560.509	1.008.408	79,91	1.302.340	2.063.992	58,48
AFGHANISTAN	10.196	0	-100,00	73.603	0	-100,00
IRAQ	0	486.000	--	0	2.417.850	--
IRAN (ISLAMIC REPUBLIC OF)	588.449	201.575	-65,74	359.766	373.026	3,69
SAUDI ARABIA	1.702.268	2.735.127	60,68	1.816.937	2.331.699	28,33
ISRAEL	0	1.944	--	0	17.835	--
KUWAIT	49.574	121.950	146,00	96.748	96.276	-0,49
JORDAN	14.660	12.981	-11,45	97.672	82.225	-15,82
LEBANON	20.848	56.719	172,06	151.532	128.986	-14,88
YEMEN	17.658	16.765	-5,06	26.478	42.719	61,34
OMAN	90.959	4.911	-94,60	667.964	99.528	-85,10
SYRIA ARAB REPUBLIC	4.133	88.054	2.030,51	29.644	95.902	223,51
TURKEY	423.861	568.529	34,13	730.630	589.989	-19,25
UNITED ARAB EMIRATES	1.794.119	7.812.065	335,43	3.842.237	4.135.835	7,64
QATAR	251.513	300.255	19,38	340.632	245.259	-28,00
BAHRAIN	1.225.475	814.283	-33,55	254.506	322.092	26,56
CYPRUS	3.072	8.364	172,27	12.553	80.881	544,32
EGYPT	203.445	216.947	6,64	252.545	239.047	-5,34
LIBYAN ARAB JAMAHIRIYA	2.683	6.376	137,64	12.598	56.317	347,03
MOROCCO	3.178	56.300	1.671,55	23.035	174.920	659,37
TUNISIA	1.225	20.094	1.540,33	53.321	80.992	51,90
ALGERIA	763.115	1.136.515	48,93	1.908.137	3.610.364	89,21

TABEL 5. PERKEMBANGAN EKSPOR INDONESIA MENURUT KOMODITI DAN NEGARA TUJUAN

JENIS BARANG	BERAT BERSIH (KG)		PERUB	NILAI FOB (US \$)		PERUB
	JAN-JAN 2007	JAN-JAN 2008	%	JAN-JAN 2007	JAN-JAN 2008	%
(1)	(2)	(3)	(4)	(5)	(6)	(7)
SUDAN	4.564	45.234	891,10	1.461	146.711	9.941,82
ERITREA	157	0	-100,00	2.160	0	-100,00
NAMIBIA	75.690	0	-100,00	20.314	0	-100,00
TANZANIA, UNITED REPUBLIC OF	44.995	21.553	-52,10	205.030	94.653	-53,83
MADAGASCAR	1.094	104.768	9.476,60	1.190	39.816	3.245,88
SOMALIA	320	0	-100,00	1.577	0	-100,00
KENYA	359.046	428.607	19,37	300.641	526.599	75,16
REUNION	16.356	7.640	-53,29	53.645	7.245	-86,49
MOZAMBIQUE	13.500	0	-100,00	17.550	0	-100,00
TOGO	8.772	27.882	217,85	35.234	85.255	141,97
GHANA	268.209	596.827	122,52	577.816	719.754	24,56
GUINEA	150.700	47.046	-68,78	266.022	62.858	-76,37
ANGOLA	0	81.033	--	0	82.043	--
CONGO	0	17.366	--	0	18.280	--
CAMEROON	0	77.492	--	0	272.523	--
NIGERIA	596.227	1.394.167	133,83	1.278.135	2.135.001	67,04
GABON	67.625	17.544	-74,06	262.248	123.276	-52,99
COTE D'IVOIRE	10.514	57.832	450,05	67.130	400.586	496,73
SENEGAL	0	8.216	--	0	7.639	--
BENIN	66.355	96.565	45,53	97.668	110.320	12,95
BURKINA FASO	0	8.772	--	0	61.638	--
GAMBIA	4.155	0	-100,00	16.689	0	-100,00
U.S. VIRGIN ISLANDS	143	0	-100,00	429	0	-100,00
SEYCHELLES	8.521	0	-100,00	14.091	0	-100,00
UGANDA	0	22.235	--	0	104.054	--
NIGER	0	6.864	--	0	97.463	--
DJIBOUTI	35.277	11.074	-68,61	7.159	3.111	-56,54
SAO TOME AND PRINCIPE	0	194	--	0	210	--
SWAZILAND	8.821	0	-100,00	55.143	0	-100,00
SOUTH AFRICA	679.733	664.108	-2,30	762.787	1.243.436	63,01
ZIMBABWE	760	713	-6,18	6.750	16.208	140,12
MALAWI	38.365	0	-100,00	38.934	0	-100,00
MAURITIUS	2.983	23.484	687,26	8.541	30.332	255,13
AUSTRALIA	3.979.806	5.747.256	44,41	8.194.403	10.709.756	30,70
NEW ZEALAND	512.369	1.345.201	162,55	912.262	2.597.654	184,75
GUAM	855	0	-100,00	2.098	0	-100,00
NEW CALEDONIA	24.077	28.423	18,05	21.550	40.580	88,31
NORTHERN MARIANA ISLANDS	73	0	-100,00	554	0	-100,00
SAINT VINCENT AND THE GRENADINES	0	302	--	0	355	--
VANUATU	982	71	-92,77	1.341	182	-86,43
WALLIS AND FUTUNA ISLANDS	0	298	--	0	523	--
AMERICAN SAMOA	3.011	0	-100,00	56.196	0	-100,00
COOK ISLANDS	584	0	-100,00	6.922	0	-100,00
FIJI	73.530	97.372	32,42	133.370	83.588	-37,33
KIRIBATI	0	238	--	0	1.088	--
SAMOA	359	1.681	368,25	382	1.980	418,32
SOLOMON ISLANDS	58.683	0	-100,00	201.180	0	-100,00
TONGA	0	53.613	--	0	41.242	--
EAST TIMOR	45	0	-100,00	46	0	-100,00
UNITED STATES	5.767.636	90.296.440	1.465,57	28.723.954	124.990.294	335,14
CANADA	727.225	768.306	5,65	2.824.035	2.308.629	-18,25
MEXICO	316.616	114.630	-63,80	1.731.971	1.555.609	-10,18
HONDURAS	0	21.563	--	0	4.725	--
NICARAGUA	0	100	--	0	122	--
PANAMA	2.812	23.833	747,55	57.717	44.181	-23,45
CUBA	100	180.800	180.700,00	314	151.128	48.029,94
SURINAME	16.344	0	-100,00	85.574	0	-100,00
CHILE	63.483	151.980	139,40	507.889	601.614	18,45
VENEZUELA	841.123	245.404	-70,82	162.802	445.348	173,55
ARGENTINA	181.030	182.241	0,67	1.701.515	1.330.419	-21,81
BRAZIL	111.858	142.932	27,78	900.025	1.113.308	23,70
COLOMBIA	33.680	72.582	115,50	303.099	191.679	-36,76
BOLIVIA	9.544	0	-100,00	30.419	0	-100,00
URUGUAY	350	10	-97,14	2.643	286	-89,18
PARAGUAY	0	12.860	--	0	63.923	--
ECUADOR	53.032	122.209	130,44	195.558	403.953	106,56
PERU	70.904	3.883	-94,52	498.901	60.154	-87,94
GUYANA	39.000	6.274	-83,91	56.000	27.675	-50,58
TRINIDAD AND TOBAGO	0	260	--	0	2.026	--
BAHAMAS	0	584	--	0	693	--
JAMAICA	1.539	0	-100,00	2.997	0	-100,00
PUERTO RICO	19.321	609	-96,85	9.049	4.212	-53,45
DOMINICAN REPUBLIC	23.613	12.416	-47,42	101.409	53.995	-46,76
EL SALVADOR	20.268	0	-100,00	104.535	0	-100,00
COSTA RICA	78.635	145.742	85,34	250.703	177.368	-29,25
HAITI	10.000	0	-100,00	18.000	0	-100,00
BARBADOS	8.918	95.731	973,46	548	76.777	13.910,40
ANTIGUA AND BARBUDA	0	168	--	0	2.444	--

TABEL 5. PERKEMBANGAN EKSPOR INDONESIA MENURUT KOMODITI DAN NEGARA TUJUAN

JENIS BARANG	BERAT BERSIH (KG)		PERUB	NILAI FOB (US \$)		PERUB
	JAN-JAN 2007	JAN-JAN 2008	%	JAN-JAN 2007	JAN-JAN 2008	%
(1)	(2)	(3)	(4)	(5)	(6)	(7)
CAYMAN ISLANDS	385	1.766	358,70	104	460	342,31
FRENCH GUIANA	2	4	100,00	67	32	-52,24
FRENCH POLYNESIA	15.887	8.068	-49,22	34.068	13.852	-59,34
GRENADA	10.894	0	-100,00	5.558	0	-100,00
MARTINIQUE	327	95	-70,95	899	3.062	240,60
NETHERLANDS ANTILLES	2.751	21.534	682,77	39.910	6.933	-82,63
GUADELOUPE	25.622	1.228	-95,21	17.245	4.038	-76,58
SAINT KITTS AND NEVIS	22	309	1.304,55	303	2.586	753,47
UNITED KINGDOM	740.086	602.935	-18,53	4.226.069	5.998.823	41,95
NETHERLANDS	2.360.986	2.795.272	18,39	11.264.341	20.920.072	85,72
FRANCE	1.373.244	1.178.949	-14,15	2.417.654	2.571.721	6,37
GERMANY, FED. REP. OF	1.457.295	1.527.643	4,83	6.768.621	9.106.626	34,54
AUSTRIA	231.073	128.127	-44,55	1.177.335	433.856	-63,15
BELGIUM	996.021	2.820.762	183,20	4.373.789	6.126.942	40,08
SWITZERLAND	105.885	30.543	-71,15	289.011	413.086	42,93
LUXEMBOURG	8	19	137,50	3.779	10.981	190,58
DENMARK	167.819	355.499	111,83	970.828	1.499.467	54,45
NORWAY	57.212	629.622	1.000,51	478.437	662.623	38,50
SWEDEN	213.096	146.027	-31,47	1.090.976	932.724	-14,51
FINLAND	356.399	238.427	-33,10	2.876.031	3.001.293	4,36
IRELAND	1.658	17.082	930,28	11.405	194.942	1.609,27
ITALY	1.001.676	806.457	-19,49	4.811.390	6.006.253	24,83
SPAIN	396.943	693.545	74,72	978.083	1.201.273	22,82
PORTUGAL	20.874	60.945	191,97	100.319	267.662	166,81
ICELAND	34.779	0	-100,00	43.406	0	-100,00
GREECE	173.795	374.170	115,29	393.868	1.416.378	259,61
ANDORRA	0	174	--	0	4.185	--
DEMOCRATIC REPUBLIC OF THE CONG	3.534	0	-100,00	28.831	0	-100,00
HUNGARY	38.809	28.762	-25,89	148.607	116.397	-21,67
POLAND	199.783	308.622	54,48	908.180	1.311.259	44,38
ROMANIA	85.682	13.236	-84,55	362.484	123.222	-66,01
BULGARIA	162	1.693	945,06	7.250	3.472	-52,11
ARMENIA	8.416	0	-100,00	41.615	0	-100,00
AZERBAIJAN	45	2	-95,56	5.143	373	-92,75
KAZAKHSTAN	0	18.200	--	0	91.313	--
UKRAINE	44.286	348	-99,21	181.497	6.448	-96,45
LITHUANIA	2.163	1.290	-40,36	19.046	31.202	63,82
LATVIA	17.850	18.001	0,85	44.100	65.339	48,16
ESTONIA	249.200	330.979	32,82	31.040	334.442	977,45
CROATIA	115.134	46.094	-59,96	58.810	73.498	24,98
BOSNIA AND HERZEGOVINA	0	233	--	0	1.104	--
MALTA	0	242	--	0	1.604	--
SLOVAKIA	3.628	2.275	-37,29	157.638	36.925	-76,58
SLOVENIA	1.719	5.502	220,07	36.087	66.229	83,53
CZECH REPUBLIC	10.608	3.681	-65,30	95.786	63.088	-34,14
RUSSIA FEDERATION	78.842	271.929	244,90	533.318	873.625	63,81
BIJI TEMBAGA	263.342.797	171.348.074	-34,93	602.930.695	343.072.232	-43,10
JAPAN	84.342.844	101.362.837	20,18	182.554.443	206.204.854	12,96
KOREA, REPUBLIC OF	40.853.783	9.890.401	-75,79	82.952.598	18.046.032	-78,25
CHINA	13.523.201	253.207	-98,13	36.810.016	15.180	-99,96
PHILIPPINES	41.829.431	13.190.600	-68,47	95.618.830	27.417.312	-71,33
SPAIN	82.793.538	46.651.029	-43,65	204.994.808	91.388.854	-55,42
BIJI NIKEL	645.506.000	1.061.828.000	64,50	38.017.989	50.846.385	33,74
JAPAN	219.500.000	165.670.000	-24,52	19.050.834	14.041.358	-26,30
CHINA	338.606.000	694.801.500	105,19	12.628.782	24.391.339	93,14
AUSTRALIA	36.400.000	86.251.500	136,95	4.186.000	3.600.065	-14,00
SWITZERLAND	0	49.205.000	--	0	4.170.903	--
UKRAINE	51.000.000	65.900.000	29,22	2.152.373	4.642.720	115,70
BAUKSIT	563.917.000	1.073.199.060	90,31	4.511.811	9.172.906	103,31
JAPAN	0	26.166.060	--	0	480.759	--
CHINA	560.417.000	1.047.033.000	86,83	4.483.811	8.692.147	93,86
THAILAND	3.500.000	0	-100,00	28.000	0	-100,00
BIJI TIMAH/TIN	137.625	0	-100,00	27.384	0	-100,00
CHINA	100.000	0	-100,00	27.000	0	-100,00
MALAYSIA	37.600	0	-100,00	376	0	-100,00
GERMANY, FED. REP. OF	25	0	-100,00	8	0	-100,00
BATU BARA	16.000.982.496	15.630.049.584	-2,32	526.713.563	583.414.937	10,77
JAPAN	3.170.674.798	2.939.796.183	-7,28	114.766.279	117.066.031	2,00
HONG KONG	782.661.000	920.107.001	17,56	24.146.482	28.893.288	19,66
KOREA, REPUBLIC OF	2.191.394.163	1.537.990.207	-29,82	70.256.865	59.997.205	-14,60
TAIWAN	1.846.954.409	1.590.910.351	-13,86	61.216.827	63.642.160	3,96
CHINA	1.328.003.530	1.090.264.000	-17,90	43.459.517	39.571.512	-8,95
THAILAND	813.512.253	1.306.341.073	60,58	25.509.563	40.132.017	57,32

TABEL 5. PERKEMBANGAN EKSPOR INDONESIA MENURUT KOMODITI DAN NEGARA TUJUAN

JENIS BARANG	BERAT BERSIH (KG)		PERUB	NILAI FOB (US \$)		PERUB
	JAN-JAN 2007	JAN-JAN 2008	%	JAN-JAN 2007	JAN-JAN 2008	%
(1)	(2)	(3)	(4)	(5)	(6)	(7)
SINGAPORE	18.500.057	2.500	-99,99	467.969	307	-99,93
PHILIPPINES	476.127.317	582.725.379	22,39	15.213.762	22.067.737	45,05
MALAYSIA	652.224.510	593.514.323	-9,00	19.031.284	22.285.521	17,10
CAMBODIA	0	7.632.895	--	0	366.379	--
VIET NAM	31.897.000	60.328.000	89,13	829.322	2.113.851	154,89
INDIA	2.104.794.000	2.114.336.173	0,45	62.413.277	73.213.490	17,30
PAKISTAN	157.379.138	214.755.729	36,46	5.953.318	10.630.695	78,57
SRI LANKA	0	25.240.680	--	0	1.060.109	--
UNITED ARAB EMIRATES	0	2	--	0	6	--
SIERRA LEONE	66.181.000	0	-100,00	1.720.706	0	-100,00
SOUTH AFRICA	500.000	0	-100,00	225.000	0	-100,00
AUSTRALIA	3.000	0	-100,00	375	0	-100,00
NEW ZEALAND	57.729.000	30.806.000	-46,64	1.613.919	643.845	-60,11
AMERICAN SAMOA	0	71.859.000	--	0	2.196.011	--
UNITED STATES	355.306.000	381.666.000	7,42	10.342.946	12.119.746	17,18
CHILE	122.924.157	73.024.000	-40,59	4.756.089	2.504.723	-47,34
UNITED KINGDOM	131.696.000	204.505.000	55,29	3.326.676	7.149.142	114,90
NETHERLANDS	139.520.000	383.051.088	174,55	4.785.536	13.393.419	179,87
GERMANY, FED. REP. OF	0	30.000.000	--	0	1.020.000	--
BELGIUM	69.809.000	77.010.000	10,32	2.373.506	3.253.672	37,08
SWITZERLAND	481.524.497	192.336.000	-60,06	16.315.897	6.552.157	-59,84
IRELAND	160.952.000	157.506.000	-2,14	5.578.596	5.402.455	-3,16
ITALY	445.688.000	570.504.000	28,01	18.865.580	33.142.200	75,68
SPAIN	264.124.667	134.186.000	-49,20	7.795.877	3.760.072	-51,77
CROATIA	130.903.000	0	-100,00	5.748.395	0	-100,00
SLOVENIA	0	313.052.000	--	0	10.226.387	--
REP. OF MACEDONIA	0	26.600.000	--	0	1.010.800	--
GRANIT	675.477.384	406.968.345	-39,75	2.776.363	3.936.146	41,77
SINGAPORE	675.462.498	406.960.309	-39,75	2.768.338	3.931.685	42,02
UNITED STATES	14.886	0	-100,00	8.025	0	-100,00
FRANCE	0	1.325	--	0	1.092	--
GERMANY, FED. REP. OF	0	6.711	--	0	3.369	--
PASIR ALAM	271.236.420	8.162	-100,00	3.623.180	3.216	-99,91
HONG KONG	282.000	0	-100,00	112.800	0	-100,00
KOREA, REPUBLIC OF	20.000	0	-100,00	16.000	0	-100,00
CHINA	6.774.270	0	-100,00	2.974.928	0	-100,00
THAILAND	3.000.000	8.162	-99,73	30.000	3.216	-89,28
SINGAPORE	261.160.000	0	-100,00	489.432	0	-100,00
AUSTRALIA	150	0	-100,00	20	0	-100,00
HASIL TAMBANG LAIN	591.527.694	1.053.883.820	78,16	15.716.678	28.217.943	79,54
JAPAN	1.200.918	1.278.733	6,48	134.890	163.581	21,27
HONG KONG	71.250	759.248	965,61	24.517	208.699	751,24
KOREA, REPUBLIC OF	1.189.228	66.353.288	5.479,53	188.121	2.041.986	985,46
TAIWAN	1.381.504	1.231.630	-10,85	194.010	221.489	14,16
CHINA	367.877.527	704.612.788	91,53	7.417.182	18.386.068	147,88
THAILAND	1.038.300	159.658	-84,62	103.470	18.201	-82,41
SINGAPORE	207.568.874	194.053.211	-6,51	815.254	2.419.619	196,79
PHILIPPINES	784.790	97.987	-87,51	176.020	15.053	-91,45
MALAYSIA	6.588.432	1.684.103	-74,44	5.064.552	119.286	-97,64
MYANMAR (FORM. BURMA)	0	10.000	--	0	1.534	--
CAMBODIA	450.791	424.894	-5,74	26.855	32.920	22,58
BRUNEI DARUSSALAM	0	55.952	--	0	45.425	--
VIET NAM	1.015.398	427.660	-57,88	77.027	29.353	-61,89
INDIA	1.023.005	4.441.993	334,21	124.166	683.117	450,16
PAKISTAN	0	496	--	0	1.736	--
BANGLADESH	992.500	21.683.580	2.084,74	185.170	465.410	151,34
SRI LANKA	26.220	0	-100,00	285	0	-100,00
IRAN (ISLAMIC REPUBLIC OF)	42	0	-100,00	1.080	0	-100,00
KUWAIT	0	13.663	--	0	3.075	--
UNITED ARAB EMIRATES	0	55.850.000	--	0	893.975	--
CYPRUS	82	0	-100,00	257	0	-100,00
KENYA	14.976	115.000	667,90	3.552	24.725	596,09
NIGERIA	120.000	0	-100,00	33.924	0	-100,00
DJIBOUTI	0	273.000	--	0	37.674	--
MAURITIUS	0	240.000	--	0	96.000	--
AUSTRALIA	21.866	13.649	-37,58	19.357	21.771	12,47
NEW ZEALAND	0	467	--	0	543	--
GUAM	2.160	0	-100,00	295	0	-100,00
NEW CALEDONIA	0	263	--	0	453	--
UNITED STATES	36.783	17.842	-51,49	23.380	10.431	-55,38
FRENCH GUIANA	48	0	-100,00	33	0	-100,00
GUADELOUPE	267	0	-100,00	236	0	-100,00
UNITED KINGDOM	41.907	0	-100,00	19.908	0	-100,00
NETHERLANDS	8.678	19.972	130,15	14.502	12.400	-14,49
FRANCE	131	14.873	11.253,44	130	8.727	6.613,08

TABEL 5. PERKEMBANGAN EKSPOR INDONESIA MENURUT KOMODITI DAN NEGARA TUJUAN

JENIS BARANG	BERAT BERSIH (KG)		PERUB	NILAI FOB (US \$)		PERUB
	JAN-JAN 2007	JAN-JAN 2008	%	JAN-JAN 2007	JAN-JAN 2008	%
(1)	(2)	(3)	(4)	(5)	(6)	(7)
GERMANY, FED. REP. OF	24.489	18.241	-25,51	19.940	10.038	-49,66
BELGIUM	3	358	11.833,33	1.010.260	2.217.397	119,49
ITALY	159	31.271	19.567,30	5.489	27.257	396,57
SPAIN	45.885	0	-100,00	31.170	0	-100,00
PORTUGAL	1.418	0	-100,00	1.457	0	-100,00
GREECE	63	0	-100,00	189	0	-100,00
BARANG-BARANG SENI	279.924	223.261	-20,24	555.128	761.802	37,23
JAPAN	12.985	8.825	-32,04	34.110	48.225	41,38
HONG KONG	1.870	690	-63,10	6.174	4.397	-28,78
KOREA, REPUBLIC OF	1.119	476	-57,46	2.389	29.062	1.116,49
TAIWAN	448	238	-46,88	817	208	-74,54
CHINA	20	202	910,00	75	668	790,67
MACAU	0	384	--	0	28.140	--
PAPUA NEW GUINEA	69	0	-100,00	39	0	-100,00
THAILAND	182	360	97,80	2.035	2.560	25,80
SINGAPORE	4.051	3.882	-4,17	36.168	129.075	256,88
PHILIPPINES	369	184	-50,14	1.527	10.540	590,24
MALAYSIA	5.524	6.215	12,51	7.941	10.130	27,57
CAMBODIA	0	191	--	0	132	--
BRUNEI DARUSSALAM	1.962	0	-100,00	545	0	-100,00
MALDIVES	982	0	-100,00	15.190	0	-100,00
INDIA	84	98	16,67	161	602	273,91
IRAN (ISLAMIC REPUBLIC OF)	2.925	184	-93,71	1.703	1.397	-17,97
SAUDI ARABIA	0	29.282	--	0	20.467	--
LEBANON	45	0	-100,00	11	0	-100,00
TURKEY	14.988	28.231	88,36	19.849	29.890	50,59
UNITED ARAB EMIRATES	4.452	1.899	-57,35	4.585	8.104	76,75
EGYPT	412	0	-100,00	420	0	-100,00
MOROCCO	366	0	-100,00	5.418	0	-100,00
MADAGASCAR	1	0	-100,00	1	0	-100,00
REUNION	234	867	270,51	485	2.216	356,91
SENEGAL	0	5.729	--	0	5.200	--
SOUTH AFRICA	726	0	-100,00	1.386	0	-100,00
MAURITIUS	0	401	--	0	449	--
AUSTRALIA	18.164	19.734	8,64	70.775	39.051	-44,82
NEW ZEALAND	1.356	744	-45,13	2.118	1.460	-31,07
GUAM	30	286	853,33	440	142	-67,73
NEW CALEDONIA	580	112	-80,69	256	211	-17,58
NORTHERN MARIANA ISLANDS	33	0	-100,00	251	0	-100,00
VANUATU	137	180	31,39	40	450	1.025,00
UNITED STATES	16.121	27.747	72,12	72.768	99.654	36,95
CANADA	295	2.329	689,49	2.460	5.900	139,84
MEXICO	0	7	--	0	97	--
NICARAGUA	0	249	--	0	303	--
BRAZIL	204	0	-100,00	32.231	0	-100,00
DOMINICAN REPUBLIC	24	0	-100,00	188	0	-100,00
COSTA RICA	130	0	-100,00	49	0	-100,00
CAYMAN ISLANDS	0	272	--	0	71	--
FRENCH POLYNESIA	2.795	722	-74,17	4.325	1.144	-73,55
GRENADA	0	133	--	0	893	--
MARTINIQUE	37	1	-97,30	52	1	-98,08
NETHERLANDS ANTILLES	152	1	-99,34	417	3	-99,28
GUADELOUPE	23	303	1.217,39	58	734	1.165,52
UNITED KINGDOM	1.424	2.359	65,66	5.335	13.593	154,79
NETHERLANDS	12.021	5.185	-56,87	25.527	38.208	49,68
FRANCE	9.646	26.597	175,73	26.877	121.094	350,55
GERMANY, FED. REP. OF	97.206	1.655	-98,30	54.370	2.664	-95,10
AUSTRIA	35	0	-100,00	226	0	-100,00
BELGIUM	10.260	13.629	32,84	24.723	29.843	20,71
SWITZERLAND	160	199	24,38	1.200	15	-98,75
DENMARK	2.194	19	-99,13	12.275	36	-99,71
NORWAY	0	89	--	0	160	--
FINLAND	5	10	100,00	7	28	300,00
IRELAND	0	326	--	0	825	--
ITALY	17.192	17.604	2,40	21.253	49.112	131,08
SPAIN	32.332	13.836	-57,21	49.594	21.434	-56,78
PORTUGAL	187	77	-58,82	422	113	-73,22
GREECE	373	93	-75,07	2.597	852	-67,19
POLAND	201	0	-100,00	905	0	-100,00
ROMANIA	1.807	0	-100,00	430	0	-100,00
UKRAINE	53	0	-100,00	59	0	-100,00
MALTA	0	128	--	0	1.486	--
CZECH REPUBLIC	7	0	-100,00	21	0	-100,00
RUSSIA FEDERATION	926	297	-67,93	1.850	763	-58,76
BARANG KIRIMAN, POS DAN YANG DIK	2.250	0	-100,00	651	0	-100,00
MALAYSIA	2.250	0	-100,00	651	0	-100,00

TABEL 5. PERKEMBANGAN EKSPOR INDONESIA MENURUT KOMODITI DAN NEGARA TUJUAN

JENIS BARANG	BERAT BERSIH (KG)		PERUB %	NILAI FOB (US \$)		PERUB %
	JAN-JAN 2007	JAN-JAN 2008		JAN-JAN 2007	JAN-JAN 2008	
(1)	(2)	(3)	(4)	(5)	(6)	(7)
LAINNYA	0	300	--	0	600	--
SINGAPORE	0	300	--	0	600	--
TOTAL	27.973.563.163	28.773.492.041	2,86	8.322.423.516	11.191.584.172	34,48

<https://www.bps.go.id>

TABEL 5. PERKEMBANGAN EKSPOR INDONESIA MENURUT KOMODITI DAN NEGARA TUJUAN

JENIS BARANG	BERAT BERSIH (KG)		PERUB	NILAI FOB (US \$)		PERUB
	JAN-JAN 2007	JAN-JAN 2008	%	JAN-JAN 2007	JAN-JAN 2008	%
(1)	(2)	(3)	(4)	(5)	(6)	(7)

<https://www.bps.go.id>

TABEL 5. PERKEMBANGAN EKSPOR INDONESIA MENURUT KOMODITI DAN NEGARA TUJUAN

JENIS BARANG	BERAT BERSIH (KG)		PERUB	NILAI FOB (US \$)		PERUB
	JAN-JAN 2007	JAN-JAN 2008	%	JAN-JAN 2007	JAN-JAN 2008	%
(1)	(2)	(3)	(4)	(5)	(6)	(7)

<https://www.bps.go.id>

TABEL 5. PERKEMBANGAN EKSPOR INDONESIA MENURUT KOMODITI DAN NEGARA TUJUAN

JENIS BARANG	BERAT BERSIH (KG)		PERUB	NILAI FOB (US \$)		PERUB
	JAN-JAN 2007	JAN-JAN 2008	%	JAN-JAN 2007	JAN-JAN 2008	%
(1)	(2)	(3)	(4)	(5)	(6)	(7)

<https://www.bps.go.id>

TABEL 5. PERKEMBANGAN EKSPOR INDONESIA MENURUT KOMODITI DAN NEGARA TUJUAN

JENIS BARANG	BERAT BERSIH (KG)		PERUB	NILAI FOB (US \$)		PERUB
	JAN-JAN 2007	JAN-JAN 2008	%	JAN-JAN 2007	JAN-JAN 2008	%
(1)	(2)	(3)	(4)	(5)	(6)	(7)

<https://www.bps.go.id>

TABEL 5. PERKEMBANGAN EKSPOR INDONESIA MENURUT KOMODITI DAN NEGARA TUJUAN

JENIS BARANG	BERAT BERSIH (KG)		PERUB	NILAI FOB (US \$)		PERUB
	JAN-JAN 2007	JAN-JAN 2008	%	JAN-JAN 2007	JAN-JAN 2008	%
(1)	(2)	(3)	(4)	(5)	(6)	(7)

<https://www.bps.go.id>

TABEL 5. PERKEMBANGAN EKSPOR INDONESIA MENURUT KOMODITI DAN NEGARA TUJUAN

JENIS BARANG	BERAT BERSIH (KG)		PERUB	NILAI FOB (US \$)		PERUB
	JAN-JAN 2007	JAN-JAN 2008	%	JAN-JAN 2007	JAN-JAN 2008	%
(1)	(2)	(3)	(4)	(5)	(6)	(7)

<https://www.bps.go.id>

TABEL 5. PERKEMBANGAN EKSPOR INDONESIA MENURUT KOMODITI DAN NEGARA TUJUAN

JENIS BARANG	BERAT BERSIH (KG)		PERUB	NILAI FOB (US \$)		PERUB
	JAN-JAN 2007	JAN-JAN 2008	%	JAN-JAN 2007	JAN-JAN 2008	%
(1)	(2)	(3)	(4)	(5)	(6)	(7)

<https://www.bps.go.id>

TABEL 5. PERKEMBANGAN EKSPOR INDONESIA MENURUT KOMODITI DAN NEGARA TUJUAN

JENIS BARANG	BERAT BERSIH (KG)		PERUB	NILAI FOB (US \$)		PERUB
	JAN-JAN 2007	JAN-JAN 2008	%	JAN-JAN 2007	JAN-JAN 2008	%
(1)	(2)	(3)	(4)	(5)	(6)	(7)

<https://www.bps.go.id>

TABEL 5. PERKEMBANGAN EKSPOR INDONESIA MENURUT KOMODITI DAN NEGARA TUJUAN

JENIS BARANG	BERAT BERSIH (KG)		PERUB	NILAI FOB (US \$)		PERUB
	JAN-JAN 2007	JAN-JAN 2008	%	JAN-JAN 2007	JAN-JAN 2008	%
(1)	(2)	(3)	(4)	(5)	(6)	(7)

<https://www.bps.go.id>

TABEL 5. PERKEMBANGAN EKSPOR INDONESIA MENURUT KOMODITI DAN NEGARA TUJUAN

JENIS BARANG	BERAT BERSIH (KG)		PERUB	NILAI FOB (US \$)		PERUB
	JAN-JAN 2007	JAN-JAN 2008	%	JAN-JAN 2007	JAN-JAN 2008	%
(1)	(2)	(3)	(4)	(5)	(6)	(7)

<https://www.bps.go.id>

TABEL 5. PERKEMBANGAN EKSPOR INDONESIA MENURUT KOMODITI DAN NEGARA TUJUAN

JENIS BARANG	BERAT BERSIH (KG)		PERUB	NILAI FOB (US \$)		PERUB
	JAN-JAN 2007	JAN-JAN 2008	%	JAN-JAN 2007	JAN-JAN 2008	%
(1)	(2)	(3)	(4)	(5)	(6)	(7)

<https://www.bps.go.id>

TABEL 5. PERKEMBANGAN EKSPOR INDONESIA MENURUT KOMODITI DAN NEGARA TUJUAN

JENIS BARANG	BERAT BERSIH (KG)		PERUB	NILAI FOB (US \$)		PERUB
	JAN-JAN 2007	JAN-JAN 2008	%	JAN-JAN 2007	JAN-JAN 2008	%
(1)	(2)	(3)	(4)	(5)	(6)	(7)

<https://www.bps.go.id>

TABEL 5. PERKEMBANGAN EKSPOR INDONESIA MENURUT KOMODITI DAN NEGARA TUJUAN

JENIS BARANG	BERAT BERSIH (KG)		PERUB	NILAI FOB (US \$)		PERUB
	JAN-JAN 2007	JAN-JAN 2008	%	JAN-JAN 2007	JAN-JAN 2008	%
(1)	(2)	(3)	(4)	(5)	(6)	(7)

<https://www.bps.go.id>

TABEL 5. PERKEMBANGAN EKSPOR INDONESIA MENURUT KOMODITI DAN NEGARA TUJUAN

JENIS BARANG	BERAT BERSIH (KG)		PERUB	NILAI FOB (US \$)		PERUB
	JAN-JAN 2007	JAN-JAN 2008	%	JAN-JAN 2007	JAN-JAN 2008	%
(1)	(2)	(3)	(4)	(5)	(6)	(7)

<https://www.bps.go.id>

TABEL 5. PERKEMBANGAN EKSPOR INDONESIA MENURUT KOMODITI DAN NEGARA TUJUAN

JENIS BARANG	BERAT BERSIH (KG)		PERUB	NILAI FOB (US \$)		PERUB
	JAN-JAN 2007	JAN-JAN 2008	%	JAN-JAN 2007	JAN-JAN 2008	%
(1)	(2)	(3)	(4)	(5)	(6)	(7)

<https://www.bps.go.id>

TABEL 5. PERKEMBANGAN EKSPOR INDONESIA MENURUT KOMODITI DAN NEGARA TUJUAN

JENIS BARANG	BERAT BERSIH (KG)		PERUB	NILAI FOB (US \$)		PERUB
	JAN-JAN 2007	JAN-JAN 2008	%	JAN-JAN 2007	JAN-JAN 2008	%
(1)	(2)	(3)	(4)	(5)	(6)	(7)

<https://www.bps.go.id>

TABEL 5. PERKEMBANGAN EKSPOR INDONESIA MENURUT KOMODITI DAN NEGARA TUJUAN

JENIS BARANG	BERAT BERSIH (KG)		PERUB	NILAI FOB (US \$)		PERUB
	JAN-JAN 2007	JAN-JAN 2008	%	JAN-JAN 2007	JAN-JAN 2008	%
(1)	(2)	(3)	(4)	(5)	(6)	(7)

<https://www.bps.go.id>

TABEL 5. PERKEMBANGAN EKSPOR INDONESIA MENURUT KOMODITI DAN NEGARA TUJUAN

JENIS BARANG	BERAT BERSIH (KG)		PERUB	NILAI FOB (US \$)		PERUB
	JAN-JAN 2007	JAN-JAN 2008	%	JAN-JAN 2007	JAN-JAN 2008	%
(1)	(2)	(3)	(4)	(5)	(6)	(7)

<https://www.bps.go.id>

TABEL 5. PERKEMBANGAN EKSPOR INDONESIA MENURUT KOMODITI DAN NEGARA TUJUAN

JENIS BARANG	BERAT BERSIH (KG)		PERUB	NILAI FOB (US \$)		PERUB
	JAN-JAN 2007	JAN-JAN 2008	%	JAN-JAN 2007	JAN-JAN 2008	%
(1)	(2)	(3)	(4)	(5)	(6)	(7)

<https://www.bps.go.id>

TABEL 5. PERKEMBANGAN EKSPOR INDONESIA MENURUT KOMODITI DAN NEGARA TUJUAN

JENIS BARANG	BERAT BERSIH (KG)		PERUB	NILAI FOB (US \$)		PERUB
	JAN-JAN 2007	JAN-JAN 2008	%	JAN-JAN 2007	JAN-JAN 2008	%
(1)	(2)	(3)	(4)	(5)	(6)	(7)

<https://www.bps.go.id>

TABEL 5. PERKEMBANGAN EKSPOR INDONESIA MENURUT KOMODITI DAN NEGARA TUJUAN

JENIS BARANG	BERAT BERSIH (KG)		PERUB	NILAI FOB (US \$)		PERUB
	JAN-JAN 2007	JAN-JAN 2008	%	JAN-JAN 2007	JAN-JAN 2008	%
(1)	(2)	(3)	(4)	(5)	(6)	(7)

<https://www.bps.go.id>

TABEL 5. PERKEMBANGAN EKSPOR INDONESIA MENURUT KOMODITI DAN NEGARA TUJUAN

JENIS BARANG	BERAT BERSIH (KG)		PERUB	NILAI FOB (US \$)		PERUB
	JAN-JAN 2007	JAN-JAN 2008	%	JAN-JAN 2007	JAN-JAN 2008	%
(1)	(2)	(3)	(4)	(5)	(6)	(7)

<https://www.bps.go.id>

TABEL 5. PERKEMBANGAN EKSPOR INDONESIA MENURUT KOMODITI DAN NEGARA TUJUAN

JENIS BARANG	BERAT BERSIH (KG)		PERUB	NILAI FOB (US \$)		PERUB
	JAN-JAN 2007	JAN-JAN 2008	%	JAN-JAN 2007	JAN-JAN 2008	%
(1)	(2)	(3)	(4)	(5)	(6)	(7)

<https://www.bps.go.id>

TABEL 5. PERKEMBANGAN EKSPOR INDONESIA MENURUT KOMODITI DAN NEGARA TUJUAN

JENIS BARANG	BERAT BERSIH (KG)		PERUB	NILAI FOB (US \$)		PERUB
	JAN-JAN 2007	JAN-JAN 2008	%	JAN-JAN 2007	JAN-JAN 2008	%
(1)	(2)	(3)	(4)	(5)	(6)	(7)

<https://www.bps.go.id>

TABEL 5. PERKEMBANGAN EKSPOR INDONESIA MENURUT KOMODITI DAN NEGARA TUJUAN

JENIS BARANG	BERAT BERSIH (KG)		PERUB	NILAI FOB (US \$)		PERUB
	JAN-JAN 2007	JAN-JAN 2008	%	JAN-JAN 2007	JAN-JAN 2008	%
(1)	(2)	(3)	(4)	(5)	(6)	(7)

<https://www.bps.go.id>

TABEL 5. PERKEMBANGAN EKSPOR INDONESIA MENURUT KOMODITI DAN NEGARA TUJUAN

JENIS BARANG	BERAT BERSIH (KG)		PERUB	NILAI FOB (US \$)		PERUB
	JAN-JAN 2007	JAN-JAN 2008	%	JAN-JAN 2007	JAN-JAN 2008	%
(1)	(2)	(3)	(4)	(5)	(6)	(7)

<https://www.bps.go.id>

TABEL 5. PERKEMBANGAN EKSPOR INDONESIA MENURUT KOMODITI DAN NEGARA TUJUAN

JENIS BARANG	BERAT BERSIH (KG)		PERUB	NILAI FOB (US \$)		PERUB
	JAN-JAN 2007	JAN-JAN 2008	%	JAN-JAN 2007	JAN-JAN 2008	%
(1)	(2)	(3)	(4)	(5)	(6)	(7)

<https://www.bps.go.id>

TABEL 5. PERKEMBANGAN EKSPOR INDONESIA MENURUT KOMODITI DAN NEGARA TUJUAN

JENIS BARANG	BERAT BERSIH (KG)		PERUB	NILAI FOB (US \$)		PERUB
	JAN-JAN 2007	JAN-JAN 2008	%	JAN-JAN 2007	JAN-JAN 2008	%
(1)	(2)	(3)	(4)	(5)	(6)	(7)

<https://www.bps.go.id>

TABEL 5. PERKEMBANGAN EKSPOR INDONESIA MENURUT KOMODITI DAN NEGARA TUJUAN

JENIS BARANG	BERAT BERSIH (KG)		PERUB	NILAI FOB (US \$)		PERUB
	JAN-JAN 2007	JAN-JAN 2008	%	JAN-JAN 2007	JAN-JAN 2008	%
(1)	(2)	(3)	(4)	(5)	(6)	(7)

<https://www.bps.go.id>

TABEL 5. PERKEMBANGAN EKSPOR INDONESIA MENURUT KOMODITI DAN NEGARA TUJUAN

JENIS BARANG	BERAT BERSIH (KG)		PERUB	NILAI FOB (US \$)		PERUB
	JAN-JAN 2007	JAN-JAN 2008	%	JAN-JAN 2007	JAN-JAN 2008	%
(1)	(2)	(3)	(4)	(5)	(6)	(7)

<https://www.bps.go.id>

TABEL 5. PERKEMBANGAN EKSPOR INDONESIA MENURUT KOMODITI DAN NEGARA TUJUAN

JENIS BARANG	BERAT BERSIH (KG)		PERUB	NILAI FOB (US \$)		PERUB
	JAN-JAN 2007	JAN-JAN 2008	%	JAN-JAN 2007	JAN-JAN 2008	%
(1)	(2)	(3)	(4)	(5)	(6)	(7)

<https://www.bps.go.id>

TABEL 5. PERKEMBANGAN EKSPOR INDONESIA MENURUT KOMODITI DAN NEGARA TUJUAN

JENIS BARANG	BERAT BERSIH (KG)		PERUB	NILAI FOB (US \$)		PERUB
	JAN-JAN 2007	JAN-JAN 2008	%	JAN-JAN 2007	JAN-JAN 2008	%
(1)	(2)	(3)	(4)	(5)	(6)	(7)

<https://www.bps.go.id>

TABEL 5. PERKEMBANGAN EKSPOR INDONESIA MENURUT KOMODITI DAN NEGARA TUJUAN

JENIS BARANG	BERAT BERSIH (KG)		PERUB	NILAI FOB (US \$)		PERUB
	JAN-JAN 2007	JAN-JAN 2008	%	JAN-JAN 2007	JAN-JAN 2008	%
(1)	(2)	(3)	(4)	(5)	(6)	(7)

<https://www.bps.go.id>

TABEL 5. PERKEMBANGAN EKSPOR INDONESIA MENURUT KOMODITI DAN NEGARA TUJUAN

JENIS BARANG	BERAT BERSIH (KG)		PERUB	NILAI FOB (US \$)		PERUB
	JAN-JAN 2007	JAN-JAN 2008	%	JAN-JAN 2007	JAN-JAN 2008	%
(1)	(2)	(3)	(4)	(5)	(6)	(7)

<https://www.bps.go.id>

TABEL 5. PERKEMBANGAN EKSPOR INDONESIA MENURUT KOMODITI DAN NEGARA TUJUAN

JENIS BARANG	BERAT BERSIH (KG)		PERUB	NILAI FOB (US \$)		PERUB
	JAN-JAN 2007	JAN-JAN 2008	%	JAN-JAN 2007	JAN-JAN 2008	%
(1)	(2)	(3)	(4)	(5)	(6)	(7)

<https://www.bps.go.id>

TABEL 5. PERKEMBANGAN EKSPOR INDONESIA MENURUT KOMODITI DAN NEGARA TUJUAN

JENIS BARANG	BERAT BERSIH (KG)		PERUB	NILAI FOB (US \$)		PERUB
	JAN-JAN 2007	JAN-JAN 2008	%	JAN-JAN 2007	JAN-JAN 2008	%
(1)	(2)	(3)	(4)	(5)	(6)	(7)

<https://www.bps.go.id>

TABEL 5. PERKEMBANGAN EKSPOR INDONESIA MENURUT KOMODITI DAN NEGARA TUJUAN

JENIS BARANG	BERAT BERSIH (KG)		PERUB	NILAI FOB (US \$)		PERUB
	JAN-JAN 2007	JAN-JAN 2008	%	JAN-JAN 2007	JAN-JAN 2008	%
(1)	(2)	(3)	(4)	(5)	(6)	(7)

<https://www.bps.go.id>

TABEL 5. PERKEMBANGAN EKSPOR INDONESIA MENURUT KOMODITI DAN NEGARA TUJUAN

JENIS BARANG	BERAT BERSIH (KG)		PERUB	NILAI FOB (US \$)		PERUB
	JAN-JAN 2007	JAN-JAN 2008	%	JAN-JAN 2007	JAN-JAN 2008	%
(1)	(2)	(3)	(4)	(5)	(6)	(7)

<https://www.bps.go.id>

TABEL 5. PERKEMBANGAN EKSPOR INDONESIA MENURUT KOMODITI DAN NEGARA TUJUAN

JENIS BARANG	BERAT BERSIH (KG)		PERUB	NILAI FOB (US \$)		PERUB
	JAN-JAN 2007	JAN-JAN 2008	%	JAN-JAN 2007	JAN-JAN 2008	%
(1)	(2)	(3)	(4)	(5)	(6)	(7)

<https://www.bps.go.id>

TABEL 5. PERKEMBANGAN EKSPOR INDONESIA MENURUT KOMODITI DAN NEGARA TUJUAN

JENIS BARANG	BERAT BERSIH (KG)		PERUB	NILAI FOB (US \$)		PERUB
	JAN-JAN 2007	JAN-JAN 2008	%	JAN-JAN 2007	JAN-JAN 2008	%
(1)	(2)	(3)	(4)	(5)	(6)	(7)

<https://www.bps.go.id>

TABEL 5. PERKEMBANGAN EKSPOR INDONESIA MENURUT KOMODITI DAN NEGARA TUJUAN

JENIS BARANG	BERAT BERSIH (KG)		PERUB	NILAI FOB (US \$)		PERUB
	JAN-JAN 2007	JAN-JAN 2008	%	JAN-JAN 2007	JAN-JAN 2008	%
(1)	(2)	(3)	(4)	(5)	(6)	(7)

<https://www.bps.go.id>

TABEL 5. PERKEMBANGAN EKSPOR INDONESIA MENURUT KOMODITI DAN NEGARA TUJUAN

JENIS BARANG	BERAT BERSIH (KG)		PERUB	NILAI FOB (US \$)		PERUB
	JAN-JAN 2007	JAN-JAN 2008	%	JAN-JAN 2007	JAN-JAN 2008	%
(1)	(2)	(3)	(4)	(5)	(6)	(7)

<https://www.bps.go.id>

TABEL 5. PERKEMBANGAN EKSPOR INDONESIA MENURUT KOMODITI DAN NEGARA TUJUAN

JENIS BARANG	BERAT BERSIH (KG)		PERUB	NILAI FOB (US \$)		PERUB
	JAN-JAN 2007	JAN-JAN 2008	%	JAN-JAN 2007	JAN-JAN 2008	%
(1)	(2)	(3)	(4)	(5)	(6)	(7)

<https://www.bps.go.id>

TABEL 5. PERKEMBANGAN EKSPOR INDONESIA MENURUT KOMODITI DAN NEGARA TUJUAN

JENIS BARANG	BERAT BERSIH (KG)		PERUB	NILAI FOB (US \$)		PERUB
	JAN-JAN 2007	JAN-JAN 2008	%	JAN-JAN 2007	JAN-JAN 2008	%
(1)	(2)	(3)	(4)	(5)	(6)	(7)

<https://www.bps.go.id>

TABEL 5. PERKEMBANGAN EKSPOR INDONESIA MENURUT KOMODITI DAN NEGARA TUJUAN

JENIS BARANG	BERAT BERSIH (KG)		PERUB	NILAI FOB (US \$)		PERUB
	JAN-JAN 2007	JAN-JAN 2008	%	JAN-JAN 2007	JAN-JAN 2008	%
(1)	(2)	(3)	(4)	(5)	(6)	(7)

<https://www.bps.go.id>

TABEL 5. PERKEMBANGAN EKSPOR INDONESIA MENURUT KOMODITI DAN NEGARA TUJUAN

JENIS BARANG	BERAT BERSIH (KG)		PERUB	NILAI FOB (US \$)		PERUB
	JAN-JAN 2007	JAN-JAN 2008	%	JAN-JAN 2007	JAN-JAN 2008	%
(1)	(2)	(3)	(4)	(5)	(6)	(7)

<https://www.bps.go.id>

TABEL 5. PERKEMBANGAN EKSPOR INDONESIA MENURUT KOMODITI DAN NEGARA TUJUAN

JENIS BARANG	BERAT BERSIH (KG)		PERUB	NILAI FOB (US \$)		PERUB
	JAN-JAN 2007	JAN-JAN 2008	%	JAN-JAN 2007	JAN-JAN 2008	%
(1)	(2)	(3)	(4)	(5)	(6)	(7)

<https://www.bps.go.id>

TABEL 5. PERKEMBANGAN EKSPOR INDONESIA MENURUT KOMODITI DAN NEGARA TUJUAN

JENIS BARANG	BERAT BERSIH (KG)		PERUB	NILAI FOB (US \$)		PERUB
	JAN-JAN 2007	JAN-JAN 2008	%	JAN-JAN 2007	JAN-JAN 2008	%
(1)	(2)	(3)	(4)	(5)	(6)	(7)

<https://www.bps.go.id>

TABEL 5. PERKEMBANGAN EKSPOR INDONESIA MENURUT KOMODITI DAN NEGARA TUJUAN

JENIS BARANG	BERAT BERSIH (KG)		PERUB	NILAI FOB (US \$)		PERUB
	JAN-JAN 2007	JAN-JAN 2008	%	JAN-JAN 2007	JAN-JAN 2008	%
(1)	(2)	(3)	(4)	(5)	(6)	(7)

<https://www.bps.go.id>

TABEL 5. PERKEMBANGAN EKSPOR INDONESIA MENURUT KOMODITI DAN NEGARA TUJUAN

JENIS BARANG	BERAT BERSIH (KG)		PERUB	NILAI FOB (US \$)		PERUB
	JAN-JAN 2007	JAN-JAN 2008	%	JAN-JAN 2007	JAN-JAN 2008	%
(1)	(2)	(3)	(4)	(5)	(6)	(7)

<https://www.bps.go.id>

TABEL 5. PERKEMBANGAN EKSPOR INDONESIA MENURUT KOMODITI DAN NEGARA TUJUAN

JENIS BARANG	BERAT BERSIH (KG)			PERUB %	NILAI FOB (US \$)		PERUB %
	JAN-JAN 2007	JAN-JAN 2008			JAN-JAN 2007	JAN-JAN 2008	
(1)	(2)	(3)	(4)	(5)	(6)	(7)	

<https://www.bps.go.id>

TABEL 5. PERKEMBANGAN EKSPOR INDONESIA MENURUT KOMODITI DAN NEGARA TUJUAN

JENIS BARANG	BERAT BERSIH (KG)		PERUB	NILAI FOB (US \$)		PERUB
	JAN-JAN 2007	JAN-JAN 2008	%	JAN-JAN 2007	JAN-JAN 2008	%
(1)	(2)	(3)	(4)	(5)	(6)	(7)

<https://www.bps.go.id>

<https://www.bps.go.id>

<https://www.bps.go.id>

<https://www.bps.go.id>

<https://www.bps.go.id>

<https://www.bps.go.id>

<https://www.bps.go.id>

<https://www.bps.go.id>

<https://www.bps.go.id>

<https://www.bps.go.id>

<https://www.bps.go.id>

<https://www.bps.go.id>

<https://www.bps.go.id>

<https://www.bps.go.id>

<https://www.bps.go.id>

<https://www.bps.go.id>

<https://www.bps.go.id>

<https://www.bps.go.id>

<https://www.bps.go.id>

<https://www.bps.go.id>

<https://www.bps.go.id>

<https://www.bps.go.id>

<https://www.bps.go.id>

<https://www.bps.go.id>

<https://www.bps.go.id>

<https://www.bps.go.id>

<https://www.bps.go.id>

<https://www.bps.go.id>

<https://www.bps.go.id>

<https://www.bps.go.id>

<https://www.bps.go.id>

<https://www.bps.go.id>

<https://www.bps.go.id>

<https://www.bps.go.id>

<https://www.bps.go.id>

<https://www.bps.go.id>

<https://www.bps.go.id>

<https://www.bps.go.id>

<https://www.bps.go.id>

<https://www.bps.go.id>

<https://www.bps.go.id>

<https://www.bps.go.id>

<https://www.bps.go.id>

<https://www.bps.go.id>

<https://www.bps.go.id>

<https://www.bps.go.id>

<https://www.bps.go.id>

<https://www.bps.go.id>

<https://www.bps.go.id>

<https://www.bps.go.id>

<https://www.bps.go.id>

<https://www.bps.go.id>

<https://www.bps.go.id>

<https://www.bps.go.id>

<https://www.bps.go.id>

<https://www.bps.go.id>

<https://www.bps.go.id>

<https://www.bps.go.id>

<https://www.bps.go.id>

<https://www.bps.go.id>

<https://www.bps.go.id>

<https://www.bps.go.id>

<https://www.bps.go.id>

<https://www.bps.go.id>

<https://www.bps.go.id>

<https://www.bps.go.id>

<https://www.bps.go.id>

<https://www.bps.go.id>

<https://www.bps.go.id>

<https://www.bps.go.id>

<https://www.bps.go.id>

<https://www.bps.go.id>

<https://www.bps.go.id>

<https://www.bps.go.id>

<https://www.bps.go.id>

<https://www.bps.go.id>

<https://www.bps.go.id>

<https://www.bps.go.id>

<https://www.bps.go.id>

<https://www.bps.go.id>

<https://www.bps.go.id>

<https://www.bps.go.id>

<https://www.bps.go.id>

<https://www.bps.go.id>

<https://www.bps.go.id>

<https://www.bps.go.id>

<https://www.bps.go.id>

<https://www.bps.go.id>

<https://www.bps.go.id>

<https://www.bps.go.id>

<https://www.bps.go.id>

<https://www.bps.go.id>

<https://www.bps.go.id>

<https://www.bps.go.id>

<https://www.bps.go.id>

<https://www.bps.go.id>

<https://www.bps.go.id>

<https://www.bps.go.id>

<https://www.bps.go.id>

<https://www.bps.go.id>

<https://www.bps.go.id>

<https://www.bps.go.id>

<https://www.bps.go.id>

<https://www.bps.go.id>

<https://www.bps.go.id>

<https://www.bps.go.id>

<https://www.bps.go.id>

<https://www.bps.go.id>

<https://www.bps.go.id>

<https://www.bps.go.id>

<https://www.bps.go.id>

<https://www.bps.go.id>

<https://www.bps.go.id>

<https://www.bps.go.id>

<https://www.bps.go.id>

<https://www.bps.go.id>

<https://www.bps.go.id>

<https://www.bps.go.id>

<https://www.bps.go.id>

<https://www.bps.go.id>

<https://www.bps.go.id>

<https://www.bps.go.id>

<https://www.bps.go.id>

<https://www.bps.go.id>

<https://www.bps.go.id>

<https://www.bps.go.id>

<https://www.bps.go.id>

<https://www.bps.go.id>

<https://www.bps.go.id>

<https://www.bps.go.id>