

Buletin Statistik Perdagangan Luar Negeri
Foreign Trade Statistical Bulletin

EKSPOR /EXPORTS

ISSN : 0126 - 5775

No. Publikasi / *Publication Number* : 05410.0608

Katalog BPS / *BPS Catalogue*: 8101.

Ukuran Buku / *Book Size* : 21 Cm X 28 Cm

Jumlah Halaman / *Total Pages* : 147 Halaman / *Pages*

Naskah / *Manuscript* :

Bagian Statistik Ekspor

Export Statistics Division

Gambar Kulit / *Cover Design* :

Bagian Statistik Ekspor

Export Statistics Division

Diterbitkan oleh / *Published by* :

Badan Pusat Statistik, Jakarta - Indonesia

CBS, Indonesia

Dicetak oleh / *Printed by* :

CV Nario Sari

Boleh dikutip dengan menyebut sumbernya

May be cited with reference to the source

<https://www.bps.go.id>

KATA PENGANTAR

Buletin Statistik Perdagangan Luar Negeri Ekspor yang diterbitkan secara bulanan memuat data ekspor menurut sektor, Perkembangan ekspor komoditi pertanian, Perkembangan ekspor komoditi industri, Perkembangan ekspor komoditi pertambangan dan Perkembangan ekspor Indonesia menurut komoditi dan negara tujuan secara kumulatif dari Januari sampai bulan berjalan.

Buletin ini juga menyajikan ulasan singkat tentang perbandingan, pertumbuhan dan peranan serta data pokok yang cukup menonjol atau yang mengalami perubahan yang signifikan. Diharapkan dengan adanya informasi semacam ini, para pengguna data ekspor dapat melihat dan mengikuti perkembangan ekspor secara garis besar.

Kepada para pengguna data, saran dan kritik yang bersifat konstruktif demi penyempurnaan publikasi ini, sangat diharapkan. Dengan demikian usaha BPS untuk meningkatkan pelayanan dan pemasyarakatan statistik (khususnya data Statistik Ekspor) dapat dilaksanakan secara baik dan berkesinambungan.

Jakarta, Juni 2006

BADAN PUSAT STATISTIK
KEPALA,

DR. Rusman Heriawan, SE, MSi

NIP. 340003999

ISI / CONTENT

Halaman / Page

Kata Pengantar / <i>Preface</i>	iii
Isi / <i>Content</i>	iv
Ringkasan / <i>Highlight</i>	v - xiv

Jilid / Volume

Tabel 1. Ringkasan Perkembangan Ekspor Indonesia	1
Tabel 2. Perkembangan Ekspor Komoditi Pertanian	1
Tabel 3. Perkembangan Ekspor Komoditi Industri	2
Tabel 4. Perkembangan Ekspor Komoditi Pertambangan	4
Tabel 5. Perkembangan Ekspor Indonesia Menurut Komoditi dan Negara Tujuan	5

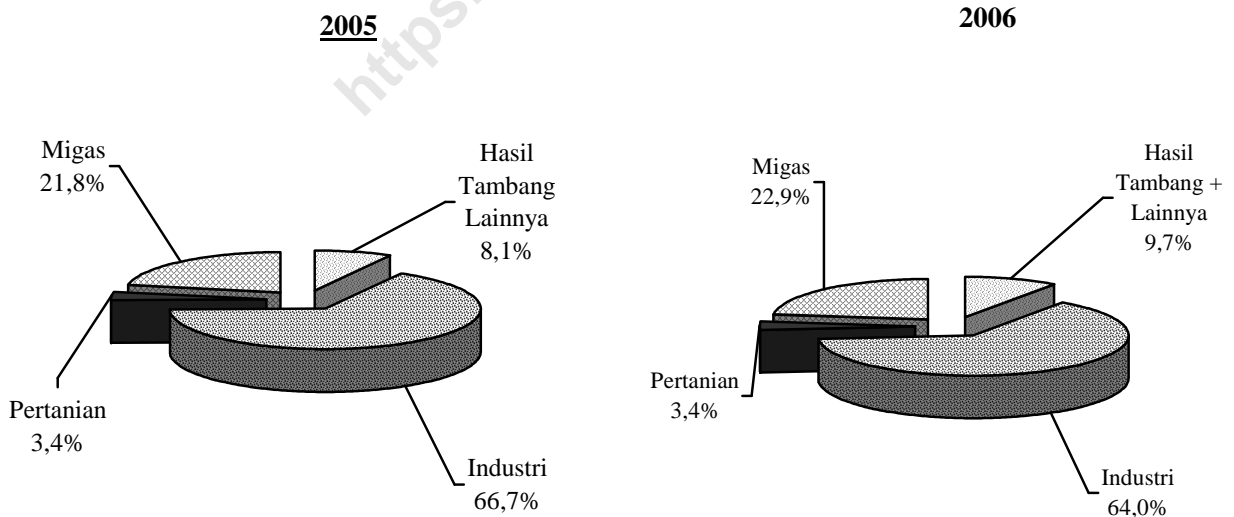
RINGKASAN

Ekspor Indonesia pada periode Januari - Maret 2006 mencapai nilai US\$ 22 452,0 juta dengan volume 68 895,9 ribu ton, yang terdiri dari US\$ 5 149,5 juta hasil ekspor minyak dan gas bumi dan US\$ 17 302,5 juta hasil ekspor komoditi non migas.

Dibandingkan periode yang sama tahun 2005, nilai ekspor naik US\$ 2 573,4 juta, karena adanya kenaikan ekspor non migas senilai US\$ 1 765,2 juta, demikian juga dari kelompok migas mengalami

kenaikan sebesar US\$ 808,2 juta atau naik 18,62 persen dibanding periode yang sama tahun sebelumnya. Walaupun demikian, diperlihatkan bahwa penerimaan dari sektor migas masih bisa diharapkan, karena perkembangan harga di pasaran internasional menunjukkan peningkatan. Bulan Maret 2006 harga minyak mentah Indonesia US\$ 61,72 per barelnya, naik sebesar US\$ 8,72 per barel dibandingkan bulan Maret 2005.

Grafik 1 : PERBANDINGAN NILAI EKSPOR INDONESIA PADA JANUARI-MARET 2005 & 2006

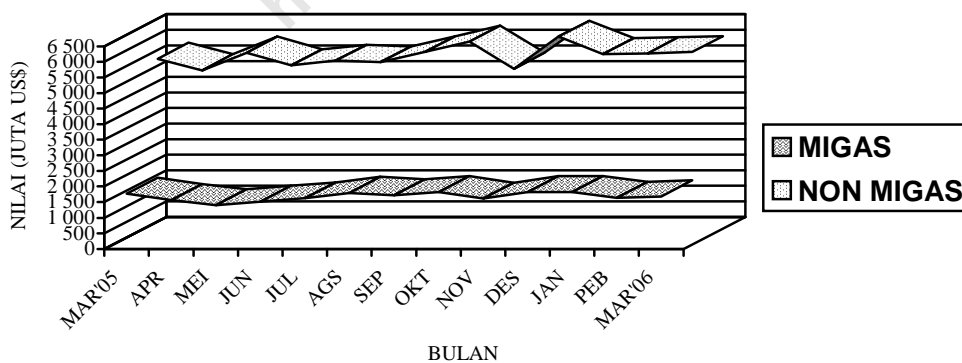


Pada Grafik 1 ditampilkan perbandingan nilai ekspor selama Periode Januari - Maret 2005 dan 2006. Sedangkan trend perkembangannya dari bulan Maret 2005 sampai dengan Maret 2006 disajikan pada Grafik 2, 3, dan 4. Nilai ekspor kelompok migas pada Januari - Maret 2005 senilai US\$ 4 341,3 juta yang terdiri dari minyak mentah, hasil minyak dan gas masing-masing senilai US\$ 1 939,9 juta, US\$ 350,8 juta, dan US\$ 2 050,6 juta. Sedangkan pada Januari - Maret 2006 nilai untuk kelompok

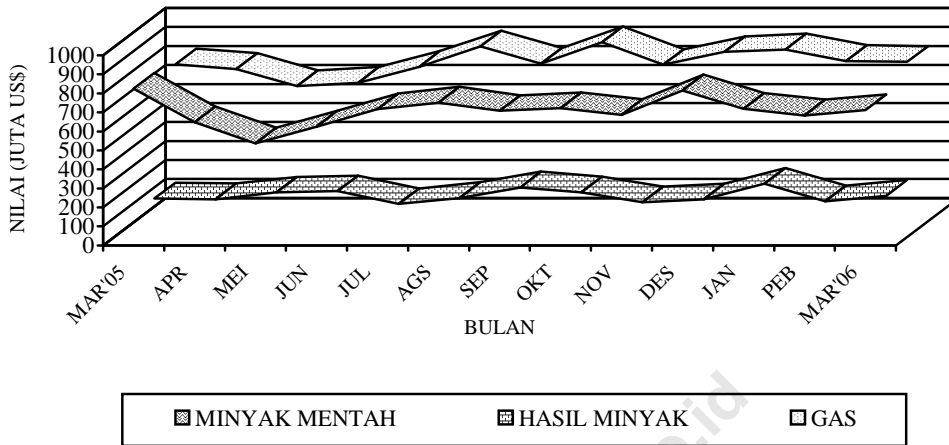
migas masing-masing sebesar US\$ 2 112,4 juta, US\$ 569,0 juta dan US\$ 2 468,1 juta.

Nilai ekspor untuk kelompok non migas yang terdiri dari hasil pertanian, industri serta hasil tambang dan lainnya pada bulan Januari - Maret 2005 masing-masing US\$ 675,0 juta, US\$ 13 251,0 juta, dan US\$ 1 611,2 juta. Sementara itu pada periode Januari - Maret 2006 masing-masing mencapai US\$ 757,4 juta, US\$ 14 370,0 juta, dan US\$ 2 175,1 juta.

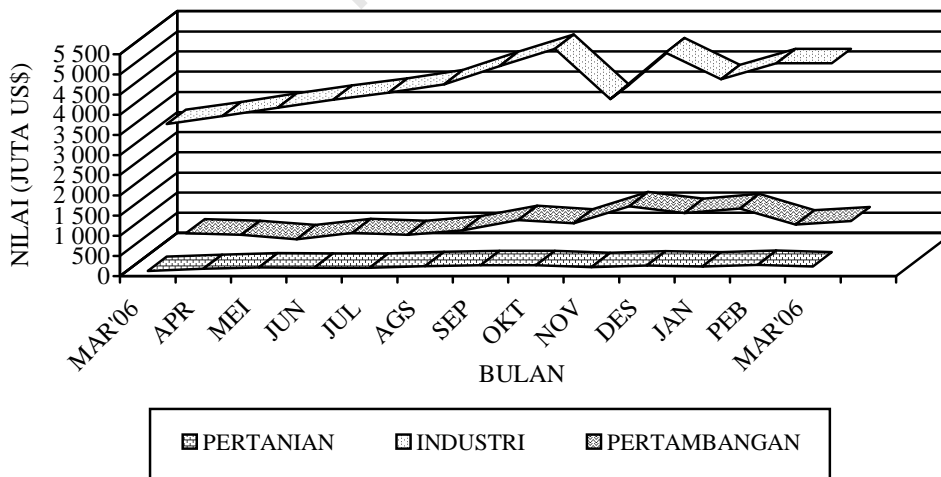
Grafik 2 : PERKEMBANGAN NILAI EKSPOR MIGAS DAN NON MIGAS SELAMA MARET 2005 SAMPAI DENGAN MARET 2006



**Grafik 3 : PERKEMBANGAN NILAI EKSPOR KOMODITI MIGAS
SELAMA MARET 2005 SAMPAI DENGAN MARET 2006**



**Grafik 4 : PERKEMBANGAN NILAI EKSPOR KOMODITI NON MIGAS
SELAMA MARET 2005 SAMPAI DENGAN MARET 2006**



**Tabel A. RINGKASAN EKSPOR NON MIGAS INDONESIA
(JUTA US\$)**

Tahun dan Bulan	Hasil sektor pertanian ²⁾	Hasil sektor industri	Hasil sektor tambang	Total
[1]	[2]	[3]	[4]	[6]
2004				
Maret	126,7	3 414,0	347,6	3 888,3
April	180,1	3 607,5	306,0	4 093,6
Mei	215,6	3 813,6	202,7	4 231,9
Juni	210,1	4 015,7	353,0	4 578,8
Juli	207,0	4 195,4	311,1	4 713,5
Agustus	248,2	4 392,7	424,6	5 065,5
September	230,7	4 956,0	579,6	5 766,3
Oktober	263,2	5 214,3	500,5	5 978,0
November	208,6	3 955,2	564,0	4 727,8
Desember	237,5	4 317,0	731,6	5 286,1
2005				
Januari	209,6	4 258,4	439,7	4 907,7
Maret	232,4	4 359,6	447,6	5 039,6
Maret	233,0	4 633,1	723,9	5 590,0
April	238,5	4 481,5	501,6	5 221,6
Mei	218,9	4 842,9	719,9	5 781,7
Juni	218,8	4 534,1	624,5	5 377,4
Juli	289,7	4 572,5	667,1	5 529,3
Agustus	214,3	4 563,4	699,3	5 477,0
September	273,7	4 852,8	675,6	5 802,1
Oktober	267,3	5 273,5	590,9	6 131,7
November	221,4	4 034,4	1 016,0	5 271,8
Desember	262,7	5 187,5	848,4	6 298,6
2006				
Januari	237,4	4 527,8	968,6	5 733,8
Pebruari	279,1	4 920,0	561,2	5 760,3
Maret	240,9	4 922,2	645,3	5 808,4

Dipandang dari negara tujuan ekspor (Tabel B), pada bulan Maret 2006 kelompok migas yang ditujukan ke kawasan Muangthai dan China, sebesar masing-masing US\$ 48,1 juta, dan US\$ 204,5 juta memperlihatkan peningkatan dibanding tahun 2005. Negara yang memperlihatkan peningkatan ekspor kelompok migas lainnya, adalah

Jepang dengan persentase peningkatan sebesar 13,8 persen, Philipina dengan peningkatan 302,8 persen serta Malaysia dengan persentase peningkatan 37,8 persen. Dari Tabel B juga terlihat bahwa ekspor komoditi migas pada bulan Maret 2006 menunjukkan peningkatan pesat ke Jepang hingga mencapai US\$ 102,4 juta.

Tabel B : Perkembangan Ekspor Migas & Non Migas Indonesia Menurut Negara Tujuan, Maret 2005 & Maret 2006 (Juta US\$)

Kawasan Negara Ekspor	Migas			Non Migas		
	Maret 2005	Maret 2006	Perubahan (%)	Maret 2005	Maret 2006	Perubahan (%)
• Asia Timur	1 439,9	1 501,8	4,3	1 676,5	1 617,1	-3,5
- Jepang	741,2	843,6	13,8	940,5	769,7	-18,2
- China	165,7	204,5	23,4	322,5	342,3	6,2
• Asia Selatan & Tenggara	104,2	125,9	20,8	1 481,5	1 657,3	11,9
- Muangthai	23,0	48,1	109,1	164,5	174,4	6,0
- Singapura	63,5	49,9	-21,4	491,3	592,1	20,5
- Philipina	1,9	7,6	302,8	126,8	108,8	-14,2
- Malaysia	14,6	20,1	37,8	258,0	297,8	15,4
• Asia Barat	-	-	-	247,2	260,6	5,4
• Afrika	-	0,1	-	167,2	156,2	-6,6
• Australia & Oseania	196,7	59,7	-69,6	103,6	118,1	14,0
• Amerika Utara	34,0	0,0	100,0	862,9	923,4	7,0
- Amerika Serikat	34,0	0,0	100,0	826,4	877,9	6,2
• Amerika Tengah & Selatan	0,0	0,0	-	96,2	116,9	21,5
• Eropa Barat	-	-	-	897,4	895,3	-0,2
• Eropa Timur	-	-	-	57,5	63,5	10,4
Total Ekspor	1 774,8	1 687,5	-4,9	5 590,0	5 808,4	3,9

Pada kelompok non migas nilai ekspor mengalami peningkatan yakni sebesar US\$ 218,4 juta, kecuali ke beberapa negara seperti Jepang, Philipina, kawasan Afrika dan kawasan Eropa Barat yang mengalami penurunan ekspor, yaitu masing-masing sebesar US\$ 178,0 juta, US\$ 18,0juta, US\$ 11,0 juta, dan US\$ 2,1 juta.

Pada tabel 1 disajikan ekspor menurut sektor. Disini terlihat bahwa perolehan devisa terbesar pada periode Januari - Maret 2006 berasal dari sektor industri dengan nilai US\$ 14 370,0 juta atau sekitar 64,0 persen dari total ekspor, sedangkan pada periode Januari - Maret 2005 juga berasal dari sektor industri dengan nilai US\$ 13 251,0 juta atau sekitar 66,7 persen dari total ekspor. Dibandingkan periode yang sama tahun sebelumnya, sektor industri mengalami peningkatan 8,44 persen.

Pada tabel 2 disajikan perkembangan ekspor komoditi hasil pertanian, selama periode Januari - Maret 2006, komoditi andalan sektor pertanian antara lain udang segar/beku dengan nilai US\$ 233,1 juta (30,8 persen); kopi dengan nilai US\$ 127,4 juta (16,8 persen); biji coklat dengan nilai US\$ 126,4 juta (16,7 persen); ikan dan lain-lain dengan nilai US\$ 113,4 juta (15,0 persen); rempah-rempah dengan nilai US\$ 40,9 juta (5,4 persen); buah-buahan dengan

nilai US\$ 23,9 juta (3,2 persen); tembakau dengan nilai US\$ 20,1 juta (3,2 persen); hasil pertanian lainnya dengan nilai US\$ 19,7 juta (2,6 persen); teh dengan nilai US\$ 12,5 juta (1,7 persen); bahan nabati lainnya dengan nilai US\$ 10,8 juta (1,4 persen).

Pada tabel 3 disajikan perkembangan ekspor komoditi hasil industri, selama periode Januari – Maret 2006, komoditi andalan sektor industri antara lain tekstil dengan nilai US\$ 2 236,5 juta (15,6 persen); alat listrik, ukur, fotografi, dll dengan nilai US\$ 1 795,0 juta (12,5 persen); barang dari logam tidak mulia dengan nilai US\$ 1 460,4 juta (10,2 persen); karet alam olahan dengan nilai US\$ 1 210,9 juta (8,4 persen); minyak nabati dengan nilai US\$ 1 158,6 juta (8,1 persen); kayu olahan dengan nilai US\$ 712,9 juta (5,0 persen); kertas dan barang dari kertas dengan nilai US\$ 612,6 juta (4,3 persen); bahan kimia dengan nilai US\$ 540,7 juta (3,8 persen); mebel dan bagian-bagiannya dengan nilai US\$ 508,1 juta (3,5 persen); makanan olahan dengan nilai US\$ 450,9 juta (3,1 persen).

Pada tabel 4 disajikan perkembangan ekspor komoditi hasil pertambangan, selama periode Januari - Maret 2006, komoditi andalan sektor pertambangan antara lain batu bara dengan nilai US\$ 1 256,1 juta (57,8 persen) dan biji tembaga dengan nilai

US\$ 841,4 juta (38,7 persen). Ekspor batu bara mengalami peningkatan 51,4 persen dibanding periode yang sama tahun sebelumnya, dan biji tembaga mengalami peningkatan 16,8 persen dibanding periode yang sama tahun sebelumnya.

Perkembangan ekspor Indonesia menurut komoditi dan negara tujuan yang disajikan pada Tabel 5, memperlihatkan bahwa ekspor selama ini lebih banyak bertumpu pada 15 komoditi utama, (ringkasan disajikan pada Tabel C yang diurut menurut nilai ekspor). Lima belas komoditi tersebut pada periode Januari - Maret 2006 menyumbang sekitar 58,3 persen dari ekspor non migas.

Pakaian jadi mempunyai nilai US\$ 1 296,3 juta, naik US\$ 51,6 juta dari tahun lalu, komoditi ini menyumbang sekitar 7,5 persen ekspor non migas nasional pada periode Januari - Maret 2006.

Nilai ekspor batu bara selama periode Januari - Maret 2006 naik US\$ 426,4 juta menjadi US\$ 1 256,1 juta.

Pada periode Januari - Maret 2006 nilai ekspor alat listrik US\$ 1 046,7 juta, yang naik dibanding tahun lalu sebesar US\$ 102,3 juta atau naik sekitar 10,8 persen.

Komoditi minyak kelapa sawit diekspor dengan nilai US\$ 900,3 juta atau 5,2 persen, biji tembaga diekspor dengan

nilai US\$ 841,4 juta atau sekitar 4,9 persen dari perolehan devisa non migas.

Selama periode Januari - Maret 2006, crumb rubber nilai ekspornya mencapai US\$ 797,3 juta, sedangkan tahun sebelumnya senilai US\$ 449,5 juta, atau terjadi peningkatan sekitar US\$ 347,4 juta (77,2 persen). Audio visual nilai ekspornya turun US\$ 70,4 juta (9,8 persen) menjadi US\$ 651,2 juta.

Perolehan devisa dari kertas dan barang dari kertas pada periode Januari - Maret 2006 diekspor dengan nilai US\$ 612,6 juta atau sekitar 3,5 persen dari kelompok non migas. Tembaga, pada periode Januari - Maret 2006 diekspor dengan nilai US\$ 426,4 juta, sedangkan tahun sebelumnya US\$ 271,3 juta.

Besi / baja nilai ekspornya naik US\$ 76,3 juta menjadi US\$ 412,8 juta. Sedangkan nilai ekspor damar tiruan, bahan plastik dalam periode Januari - Maret 2006 naik 7,9 persen menjadi US\$ 406,1 juta.

Alas kaki (kulit, karet dan kanvas) nilai ekspornya naik US\$ 37,6 juta menjadi US\$ 399,4 juta, komputer dan bagiannya, nilai ekspornya naik US\$ 13,1 juta menjadi US\$ 362,8 juta. Kayu olahan lain nilai ekspornya turun US\$ 10,8 juta menjadi US\$ 352,0 juta. Kain tenun nilai ekspornya turun US\$ 8,6 juta menjadi US\$ 325,6 juta.

**Tabel C : Ekspor Utama Barang Bukan Migas
Periode Januari - Maret, 2005 dan 2006**

HS	Nilai FOB (Juta US\$)		Perubahan		% Peran 2006 (Terhadap Non Migas)
	2005	2006	Absolut	Persen	
Pakaian jadi	1 244,7	1 296,3	51,6	4,1	7,5
Batu bara	829,7	1 256,1	426,4	51,4	7,3
Alat listrik	944,4	1 046,7	102,3	10,8	6,0
Minyak kelapa sawit	723,8	900,3	176,5	24,4	5,2
Biji tembaga	720,6	841,4	120,8	16,8	4,9
Crumb rubber	449,5	797,3	347,4	77,2	4,6
Audio visual	721,6	651,2	-70,4	-9,8	3,8
Kertas dan barang dari kertas	538,9	612,6	73,7	13,7	3,5
Tembaga	271,3	426,4	155,1	57,2	2,5
Besi / baja	336,5	412,8	76,3	22,7	2,4
Damar tiruan, bahan plastik	376,2	406,1	29,9	7,9	2,3
Alas kaki (kulit, karet dan kanvas)	361,8	399,4	37,6	10,4	2,3
Komputer dan bagiannya	349,7	362,8	13,1	3,7	2,1
Kayu olahan lain	362,8	352,0	-10,8	-3,0	2,0
Kain tenun	334,2	325,6	-8,6	-2,6	1,9
Total Komoditi Utama	8 566,1	10 087,0	1 520,9	17,8	58,3

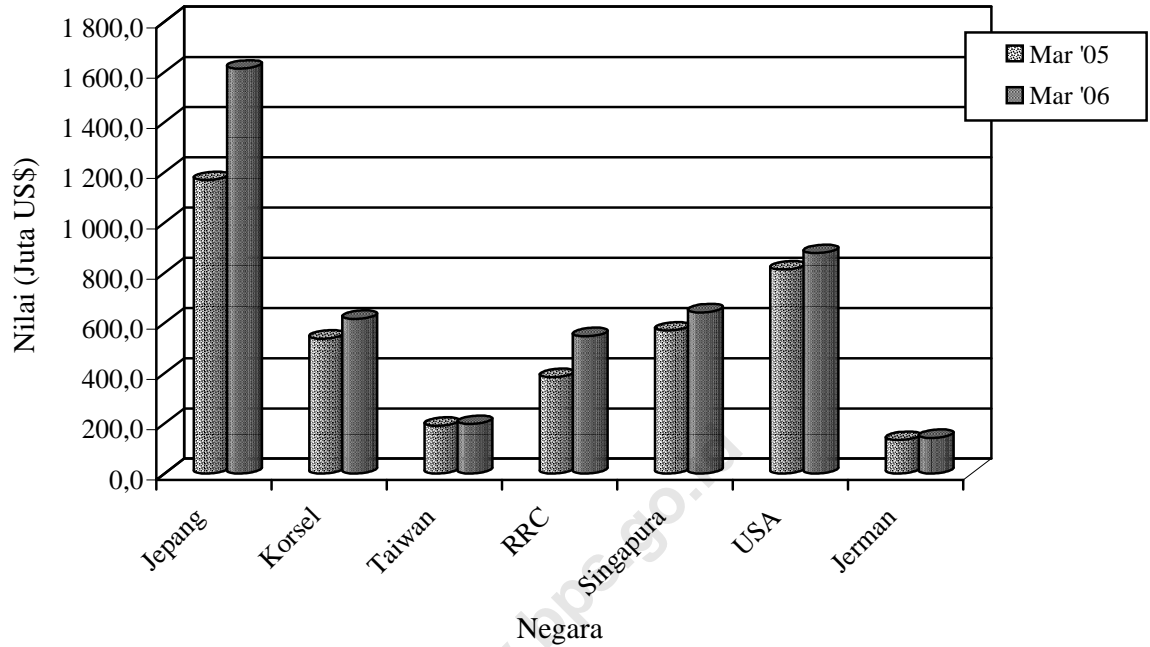
Nilai ekspor periode Januari - Maret 2006, menurut negara kelompok ekonomi, ke kelompok negara APEC adalah yang terbesar yaitu mencapai US\$ 17 103,7 juta, diantaranya 24,6 persen (US\$ 4 215,8 juta) ke ASEAN dan 16,2 persen (US\$ 2 769,4 juta) ke NAFTA, kemudian ke Uni Eropa sebesar 12,2 persen (US\$ 2 740,3 juta) dan ke Timur Tengah sebesar 3,1 persen (US\$ 697,3 juta). Ditinjau dari perkembangannya, nilai ekspor ke negara-negara APEC naik 14,3 persen dibanding keadaan tahun 2005 yang terdiri dari peningkatan ekspor menuju Korea Selatan sebesar 17,4 persen, menuju Jepang sebesar 17,7 persen, menuju ASEAN sebesar 18,8 persen, menuju NAFTA sebesar 5,5 persen.

Nilai ekspor periode Januari - Maret 2006, menuju tujuh negara tujuan utama

yaitu Jepang, Korea Selatan, Taiwan, RR China, Singapura, Amerika dan Jerman mencapai sebesar US\$ 13 952,8 juta atau sekitar 62,1 persen dari total ekspor. Dibandingkan periode tahun sebelumnya nilai ini naik US\$ 1 638,2 juta atau sekitar 13,3 persen.

Selain tujuh negara tujuan utama di atas, negara tujuan yang membeli produk nasional di atas US\$ 70 juta pada bulan Maret 2006 antara lain Hongkong, Malaysia dan Australia masing-masing dengan nilai US\$ 141,9 juta, US\$ 317,9 juta dan US\$ 154,3 juta. Sedangkan dari kawasan Eropa antara lain ke Belanda dan Inggris masing-masing dengan nilai US\$ 158,4 juta dan US\$ 120,2 juta.

Grafik 5: EKSPOR INDONESIA MENURUT NEGARA TUJUAN UTAMA BULAN MARET 2005 & 2006



Perbandingan nilai ekspor bulan Maret 2005 dan 2006 ke beberapa negara tertentu disajikan pada Grafik 5.

TABEL 1. RINGKASAN PERKEMBANGAN EKSPOR INDONESIA

JENIS BARANG	BERAT BERSIH (RIBU TON)		PERUB	NILAI FOB (JUTA US \$)		PERUB
	JAN - MAR 2005	JAN - MAR 2006	%	JAN - MAR 2005	JAN - MAR 2006	%
	(1)	(2)	(3)	(4)	(5)	(6)
Total Ekspor	59,190.20	68,895.90	16.4	19,878.60	22,452.00	12.95
MIGAS	13,685.40	12,123.90	-11.41	4,341.30	5,149.50	18.62
MINYAK MENTAH	5,810.50	4,801.10	-17.37	1,939.90	2,112.40	8.89
HASIL MINYAK	1,335.50	1,471.80	10.21	350.8	569	62.22
GAS ALAM	6,539.30	5,851.00	-10.53	2,050.60	2,468.10	20.36
NON MIGAS	45,504.80	56,772.00	24.76	15,537.30	17,302.50	11.36
HASIL PERTANIAN	543.9	587.7	8.06	675	757.4	12.21
HASIL INDUSTRI	11,769.70	12,865.70	9.31	13,251.00	14,370.00	8.44
HASIL TAMBANG	33,190.50	43,317.90	30.51	1,609.90	2,173.40	35
LAINNYA	0.7	0.7	4.85	1.3	1.7	31.97

TABEL 2. PERKEMBANGAN EKSPOR KOMODITI HASIL PERTANIAN

JENIS BARANG	BERAT BERSIH (RIBU TON)		PERUB	NILAI FOB (RIBU US \$)		PERUB
	JAN - MAR 2005	JAN - MAR 2006	%	JAN - MAR 2005	JAN - MAR 2006	%
	(1)	(2)	(3)	(4)	(5)	(6)
TOTAL PERTANIAN	543,881	587,731	8.06	675,024	757,416	12.21
KARET ALAM	1,423	1,848	29.81	1,573	2,404	52.83
KOPI	100,922	100,442	-0.48	100,722	127,429	26.52
KAYU BULAT	104	17	-83.8	33	10	-69.77
UDANG SEGAR/BEKU	30,113	36,390	20.85	194,273	233,137	20.01
TEH	12,812	11,413	-10.91	13,099	12,547	-4.21
REMPAH-REMPAH	24,781	29,391	33.77	39,734	40,863	2.84
-LADA HITAM	5,026	6,724	33.77	6,863	8,826	28.6
-LADA PUTIH	3,979	3,305	-16.94	9,357	6,842	-26.88
-KAYU MANIS DAN BUNGANYA	8,622	8,804	2.12	4,695	4,946	5.35
-BIJI PALA & BUNGANYA DAN KAPULAGA	4,397	4,889	11.19	14,018	11,574	-17.44
-PANILI	17	44	161.84	597	826	38.21
-LAINNYA	2,740	5,625	105.25	4,203	7,850	86.77
TEMPAKAU	9,601	10,428	8.62	17,652	20,101	13.88
BIJI COKLAT	78,833	106,873	35.57	103,355	126,439	22.33
IKAN DAN LAIN-LAIN	132,511	98,583	-10.01	132,649	113,450	-14.47
-IKAN TONGKOL/TUNA	10,386	9,346	-10.01	33,165	28,694	-13.48
-UBUR-UBUR	1,172	445	-62.06	1,660	995	-40.05
-KEPITING KERANG-KERANGAN	12,805	9,697	-24.27	35,987	35,494	-1.37
-BEKICOT	748	686	-8.3	1,097	1,197	9.16
-IKAN LAINNYA	107,400	78,410	-26.99	60,741	47,069	-22.51
BIJI-BIJIAN	23,163	49,980	-87.27	5,982	10,031	67.7
-BIJI BUNGA	248	32	-87.27	584	657	12.56
-BIJI KAPAS	581	202	-65.22	96	28	-71.08
-BIJI LAINNYA	22,334	49,746	122.74	5,301	9,346	76.29
BULU BEBEK	169	62	-63.05	150	59	-60.68
DAMAR DAN GETAH DAMAR	7,052	6,041	-14.33	3,442	3,811	10.7
KOPAL DAN LAIN-LAIN	6,621	6,933	4.72	3,830	4,892	27.73
SAYUR-SAYURAN	12,568	16,155	28.54	4,712	5,885	24.9
BUAH-BUAHAN	44,501	51,442	15.6	22,501	23,882	6.13
KULIT KERANG DAN LAIN-LAIN	1,170	1,420	21.33	509	647	27.06
TANAMAN OBAT	2,232	1,259	-43.59	1,654	1,336	-19.19

TABEL 2. PERKEMBANGAN EKSOR KOMODITI HASIL PERTANIAN

JENIS BARANG	BERAT BERSIH (RIBU TON)		PERUB	NILAI FOB (RIBU US \$)		PERUB
	JAN - MAR 2005	JAN - MAR 2006	%	JAN - MAR 2005	JAN - MAR 2006	%
	(1)	(2)	(3)	(4)	(5)	(6)
BAHAN NABATI LAINNYA	20,139	25,041	30.34	8,858	10,825	22.21
-GANGGANG LAUT	13,666	17,812	30.34	7,265	9,094	25.18
-IJUK DAN SEBANGSANYA	4,059	4,738	16.72	599	777	29.6
-LAINNYA	2,414	2,491	3.18	994	955	-3.92
HASIL PERTANIAN LAINNYA	35,167	34,014	105.88	20,297	19,668	-3.1
-MUTIARA	0	0	105.88	1,119	2,005	79.28
-LAINNYA	35,167	34,013	-3.28	19,178	17,663	-7.9

TABEL 3. PERKEMBANGAN EKSPOR KOMODITI HASIL INDUSTRI

JENIS BARANG	BERAT BERSIH (RIBU TON)		PERUB	NILAI FOB (RIBU US \$)		PERUB
	JAN - MAR 2005	JAN - MAR 2006	%	JAN - MAR 2005	JAN - MAR 2006	%
	(1)	(2)	(3)	(4)	(5)	(6)
TOTAL INDUSTRI	11,769,735	12,865,701	9.31	13,251,010	14,370,000	8.44
KAYU OLAHAN	1,334,851	1,049,802	-21.35	852,769	712,892	-16.4
-KAYU LAPIS	692,171	438,770	-36.61	416,953	284,773	-31.7
-KAYU GERGAJIAN	97,019	99,544	2.6	72,979	76,126	4.31
-KAYU OLAHAN LAIN	545,661	511,488	-6.26	362,836	351,992	-2.99
BARANG DARI LOGAM TIDAK MULIA	581,195	793,411	36.51	1,283,254	1,460,429	13.81
-TIMAH	28,141	31,872	13.26	196,006	212,116	8.22
-ALUMINIUM	77,814	85,076	9.33	168,439	212,584	26.21
-NIKEL	29,313	17,672	-39.71	257,847	154,161	-40.21
-BESI/BAJA	359,919	570,799	58.59	336,499	412,809	22.68
-TEMBAGA	68,753	72,807	5.9	271,326	426,364	57.14
-SENG	1,218	1,153	-5.35	1,512	1,604	6.12
-LOGAM TIDAK MULIA LAIN	16,036	14,032	-12.5	51,625	40,791	-20.99
TEKSTIL	427,156	452,244	5.87	2,148,690	2,236,505	4.09
-PAKAIAN JADI	86,807	89,910	3.57	1,244,708	1,296,261	4.14
-KAIN TENUN	73,429	69,580	-5.24	334,248	325,571	-2.6
-TEKSTIL LAINNYA	266,919	292,754	9.68	569,734	614,673	7.89
KARET ALAM OLAHAN	591,242	666,034	12.65	801,643	1,210,925	51.06
-BARANG DARI KARET	102,575	106,938	4.25	231,060	280,056	21.2
-SHEET	99,997	77,573	-22.42	117,576	131,231	11.61
-CRUMB RUBBER	385,692	480,152	24.49	449,464	797,294	77.39
-CREPE	2,978	1,371	-53.96	3,542	2,344	-33.83
MAKANAN TERNAK	573,293	587,131	2.41	33,143	35,278	6.44
-BUNGKIL KELAPA	92,949	88,738	-4.53	7,022	4,533	-35.45
-DEDAK/BEKATUL	70,804	75,296	6.34	6,870	6,976	1.55
-LAINNYA	409,541	423,098	3.31	19,252	23,769	23.47
MINYAK ATSIRI DAN LAINNYA	14,644	13,447	-8.17	54,031	50,404	-6.71
-MINYAK NILAM	674	707	4.87	10,781	10,947	1.54
-MINYAK ATSIRI LAINNYA	410	298	-27.25	7,394	4,212	-43.03
-WANGI-WANGIAN DARI MINYAK ATSIRI	13,560	12,442	-8.24	35,856	35,245	-1.7
ROTAN OLAHAN	4,840	5,515	13.95	3,404	4,863	42.89
MINYAK NABATI	2,447,770	3,041,810	24.27	965,150	1,158,595	20.04
-MINYAK KELAPA SAWIT	2,033,432	2,487,894	22.35	723,798	900,268	24.38
-MINYAK BIJI KELAPA SAWIT	216,556	312,078	44.11	125,545	142,522	13.52
-MINYAK NABATI LAIN	197,783	241,838	22.27	115,806	115,806	0
ASAM BERLEMAK	149,552	169,278	13.19	80,446	85,651	6.47
-STEARIN	48,765	50,125	2.79	23,852	23,313	-2.26

TABEL 3. PERKEMBANGAN EKSPOR KOMODITI HASIL INDUSTRI

JENIS BARANG	BERAT BERSIH (RIBU TON)		PERUB	NILAI FOB (RIBU US \$)		PERUB
	JAN - MAR 2005	JAN - MAR 2006	%	JAN - MAR 2005	JAN - MAR 2006	%
	(1)	(2)	(3)	(4)	(5)	(6)
-ASAM BERLEMAK LAIN	100,787	119,153	18.22	56,594	62,339	10.15
ALAT LISTRIK UKUR FOGRAFI DLL	156,512	169,167	8.09	1,737,787	1,795,036	3.29
-ALAT LISTRIK	112,449	122,788	9.19	944,417	1,046,673	10.83
-DIODE TRANSISTOR	371	262	-29.28	29,256	26,902	-8.05
-AUDIO VISUAL	41,669	43,777	5.06	721,599	651,214	-9.75
-FOTOGRAFI DAN OPTIK	687	824	19.89	26,142	53,470	104.53
-ALAT UKUR	74	62	-16.46	3,365	1,279	-62.01
-LONCENG ARLOJI DAN BAGIANNYA	1,262	1,454	15.17	13,008	15,499	19.15
MAKANAN OLAHAN	360,040	408,382	13.43	439,875	450,935	2.51
-COKLAT OLAHAN	20,077	26,516	32.07	46,429	57,090	22.96
-GULA TETES	27,639	121,875	340.95	1,551	12,219	687.6
-KERUPUK UDANG	1,199	1,257	4.82	1,534	1,856	21.01
-BUAH/SAYURAN OLAHAN	117,856	109,663	-6.95	74,775	58,710	-21.48
-MINUMAN OLAHAN	19,560	13,619	-30.37	9,314	6,890	-26.02
-ROKOK DAN TEMBAKAU OLAHAN	16,842	16,125	-4.26	71,844	66,293	-7.73
-DAGING TERNAK	888	878	-1.13	2,290	3,495	52.61
-DAGING UNGGAS	0	0	-	0	18	-
-IKAN OLAHAN	36,968	36,635	-0.9	113,913	122,032	7.13
-BERAS GILING	23,207	310	-98.66	4,718	150	-96.82
-KOPI OLAHAN	131	2	-98.72	78	2	-97.95
-TEH OLAHAN	13,376	14,471	8.19	17,397	18,805	8.09
-GULA PASIR	27	44	58.31	41	49	19.1
-GULA LAINNYA	1,112	1,244	11.83	674	631	-6.31
-MAKANAN OLAHAN LAINNYA	81,158	65,743	-18.99	95,319	102,696	7.74
SEMEN	961,202	1,451,029	50.96	25,411	43,670	71.85
BARANG ANYAMAN	6,765	7,561	11.76	17,052	18,478	8.36
-DARI ROTAN	3,002	2,214	-26.24	6,827	5,652	-17.21
-DARI BAHAN LAINNYA	3,764	5,347	42.07	10,225	12,826	25.44
MEUBEL DAN BAGIAN-BAGIANNYA	243,191	232,337	-4.46	531,881	508,058	-4.48
-DARI ROTAN	35,415	33,310	-5.94	96,081	91,322	-4.95
-DARI BAHAN LAINNYA	207,776	199,027	-4.21	435,799	416,736	-4.37
BAHAN KIMIA	1,059,461	1,035,598	-2.25	580,639	540,743	-6.87
-AN ORGANIK	327,193	393,856	20.37	80,539	124,099	54.09
-ORGANIK	625,327	521,965	-16.53	461,018	372,094	-19.29
-LAINNYA	106,941	119,776	12	39,082	44,549	13.99
PUPUK	76,506	53,063	-30.64	15,882	11,972	-24.62
PRODUK PHARMASI	2,223	2,083	-6.33	31,608	29,226	-7.54
KULIT DAN BARANG DARI KULIT	3,603	4,483	24.45	28,634	40,492	41.41
KACA DAN BARANG DARI KACA	210,011	188,408	-10.29	97,526	94,501	-3.1
KERTAS DAN BARANG DARI KERTAS	731,661	822,590	12.43	538,906	612,567	13.67
INDUSTRI LAINNYA	1,834,018	1,712,327	-6.64	2,983,281	3,268,780	9.57
-GLISEROL DAN LARUTAN ALKALI	7,116	4,045	-43.15	3,617	1,496	-58.64
-MARGARIN DAN LEMAK LAINNYA	73,392	84,954	15.75	35,104	39,391	12.21
-SABUN MANDI DAN CUCI	113,771	117,565	3.33	82,602	84,052	1.76
-BAHAN CELUP ORGANIK SINTETIK	9,595	10,365	8.03	28,370	30,656	8.06
-PREPARAT PEMBASMI KUMAN DLL	9,021	11,569	28.25	18,217	25,342	39.11
-DAMAR TIRUAN BAHAN PLASTIK	262,944	300,209	14.17	376,186	406,069	7.94
-BAHAN KERTAS	465,047	431,354	-7.25	160,074	164,220	2.59
-ALAS KAKI (KULIT KARET DAN KANVAS)	26,758	28,282	5.7	361,765	399,381	10.4
-PRODUK KERAMIK	150,922	140,497	-6.91	66,543	69,890	5.03
-EMAS BATANGAN	6	10	69.45	66,411	137,202	106.6
-PESAWAT UDARA DAN BAGIANNYA	783	1,604	104.94	21,086	87,703	315.93
-KAPAL LAUT DAN SEJENISNYA	82,675	60,958	-26.27	42,785	55,271	29.18

TABEL 3. PERKEMBANGAN EKSPOR KOMODITI HASIL INDUSTRI

JENIS BARANG	BERAT BERSIH (RIBU TON)		PERUB	NILAI FOB (RIBU US \$)		PERUB
	JAN - MAR 2005	JAN - MAR 2006	%	JAN - MAR 2005	JAN - MAR 2006	%
(1)	(2)	(3)	(4)	(5)	(6)	(7)
-PERLENGKAPAN OLAHRAGA DAN MAINAN	5,642	6,300	11.67	38,993	40,107	2.86
-PENA DAN PENSIL	1,569	2,282	45.47	10,550	15,015	42.32
-BATU SEMI PERMATA	0	0	59.57	4	2	-47.64
-KOPER TAS DOMPET PLASTIK/TEKSTIL	2,763	2,057	-25.56	11,958	13,217	10.52
-BARANG DARI LOGAM MULIA	90	80	-11.34	19,314	19,143	-0.89
-PETI KEMAS	17,918	1,041	-94.19	18,543	1,353	-92.71
-KOMPUTER DAN BAGIANNYA	20,461	22,113	8.07	349,673	362,753	3.74
-KENDARAAN BERMOTOR RODA 2 DAN 3	927	934	0.76	7,224	7,165	-0.81
-KENDARAAN BERMOTOR RODA 4 DAN LEB	7,991	11,130	39.29	58,745	64,026	8.99
-SUKU CADANG MESIN	25,150	25,502	1.4	315,542	171,770	-45.56
-SUKU CADANG KENDARAAN	40,404	47,220	16.87	231,902	278,051	19.9
-UBI KAYU OLAHAN	48,118	13,117	-72.74	4,795	1,407	-70.66
-INDUSTRI LAINNYA	460,953	389,137	-15.58	653,279	794,098	21.56

TABEL 4. PERKEMBANGAN EKSPOR KOMODITI HASIL PERTAMBANGAN

JENIS BARANG	BERAT BERSIH (RIBU TON)		PERUB	NILAI FOB (RIBU US \$)		PERUB
	JAN - MAR 2005	JAN - MAR 2006	%	JAN - MAR 2005	JAN - MAR 2006	%
(1)	(2)	(3)	(4)	(5)	(6)	(7)
TOTAL PERTAMBANGAN	33,190,543	43,317,899	30.51	1,609,936	2,173,382	35.00
BIJI TEMBAGA	577,050	483,203	-16.26	720,645	841,397	16.76
BIJI NIKEL	647,509	770,203	18.95	28,555	29,101	1.91
BAUKSIT	397,076	1,270,669	220.01	5,243	10,768	105.39
BIJI TIMAH/TIN	1,181	122	-89.63	339	66	-80.51
BATU BARA	27,339,646	37,065,710	35.57	829,658	1,256,096	51.40
GRANIT	2,054,668	1,480,998	-27.92	6,809	4,974	-26.95
PASIR ALAM	1,092,272	844,791	-22.66	2,215	6,073	174.16
HASIL TAMBANG LAIN	1,081,141	1,402,201	29.70	16,472	24,906	51.20

TABEL 5. PERKEMBANGAN EKSPOR INDONESIA MENURUT KOMODITI DAN NEGARA TUJUAN

JENIS BARANG	BERAT BERSIH (KG)		PERUB	NILAI FOB (US \$)		PERUB
	JAN-MAR 2005	JAN-MAR 2006	%	JAN-MAR 2005	JAN-MAR 2006	%
	(1)	(2)	(3)	(4)	(5)	(6)
MINYAK MENTAH	5,810,549,127	4,801,135,123	-17.37	1,939,921,925	2,112,432,979	8.89
JAPAN	1,396,321,321	1,732,012,000	24.04	468,288,856	764,722,383	63.3
HONG KONG	22,246,000	0	-100	7,293,088	0	-100
KOREA, REPUBLIC OF	1,439,871,000	884,380,000	-38.58	452,952,926	380,547,465	-15.99
TAIWAN	37,383,000	298,213,000	697.72	11,991,928	122,670,709	922.94
CHINA	1,143,508,000	582,766,000	-49.04	375,352,071	256,180,810	-31.75
THAILAND	215,743,000	349,021,000	61.78	74,801,322	154,288,986	106.27
SINGAPORE	278,455,000	81,430,003	-70.76	89,889,359	36,238,205	-59.69
MALAYSIA	27,689,043	165,523,089	497.79	9,023,496	71,782,702	695.51
AUSTRALIA	915,566,000	510,164,000	-44.28	335,413,940	239,960,399	-28.46
NEW ZEALAND	121,659,000	77,489,000	-36.31	46,311,826	36,610,304	-20.95
UNITED STATES	212,070,000	120,137,029	-43.35	68,602,973	49,430,996	-27.95
CANADA	0	2	-	0	20	-
NETHERLANDS	37,763	0	-100	140	0	-100
HASIL MINYAK	1,335,480,491	1,471,771,811	10.21	350,756,953	568,986,332	62.22
JAPAN	656,662,319	932,437,698	42	178,197,759	342,106,641	91.98
KOREA, REPUBLIC OF	94,730,001	106,422,000	12.34	18,603,911	41,795,051	124.66
TAIWAN	54,626,003	5,000,000	-90.85	26,810,597	1,000,000	-96.27
CHINA	33,234,134	61,885,430	86.21	8,775,105	24,130,127	174.98
THAILAND	1,903,399	724,400	-61.94	1,069,407	582,941	-45.49
SINGAPORE	204,516,772	312,310,657	52.71	57,643,392	137,626,756	138.76
PHILIPPINES	344,238	12,702,370	3590	183,345	6,880,033	3652.51
MALAYSIA	79,528,850	34,038,550	-57.2	15,619,298	11,935,010	-23.59
VIET NAM	0	30	-	0	140	-
INDIA	34,309,291	37,375	-99.89	2,834,831	19,012	-99.33
BANGLADESH	20,818	429,200	1961.68	47,214	346,797	634.52
NIGERIA	0	450	-	0	4,760	-
SOUTH AFRICA	0	261,960	-	0	150,008	-
AUSTRALIA	59,022,000	13,600	-99.98	12,959,881	12,784	-99.9
NEW ZEALAND	0	52,800	-	0	55,216	-
EAST TIMOR	5,687,329	5,355,135	-5.84	2,645,016	2,246,906	-15.05
UNITED STATES	110,889,223	0	-100	25,364,601	0	-100
GUATEMALA	0	13,600	-	0	11,668	-
UNITED KINGDOM	6,000	0	-100	2,510	0	-100
FRANCE	0	19,880	-	0	16,699	-
GERMANY, FED. REP. OF	6	0	-100	6	0	-100
BELGIUM	20	0	-100	21	0	-100
SWITZERLAND	0	13	-	0	10	-
FINLAND	0	3	-	0	4	-
ITALY	0	20	-	0	39	-
RUSSIA FEDERATION	88	66,640	75627.3	59	65,730	111307
GAS ALAM	6,539,346,570	5,851,006,128	-10.53	2,050,632,413	2,468,107,977	20.36
JAPAN	4,185,378,232	3,732,782,517	-10.81	1,223,601,284	1,409,992,561	15.23
KOREA, REPUBLIC OF	1,435,352,587	1,294,373,535	-9.82	489,860,766	641,606,953	30.98
TAIWAN	813,492,432	0	-100	294,794,142	0	-100
CHINA	82,428,169	811,623,019	884.64	32,420,309	409,388,949	1162.75
THAILAND	4,800,050	4,270,257	-11.04	2,475,010	2,576,665	4.11
SINGAPORE	3,565,000	0	-100	1,067,336	0	-100
PHILIPPINES	7,667,800	5,919,700	-22.8	2,951,421	3,388,988	14.83
AUSTRALIA	0	1,000,000	-	0	518,400	-
GUAM	0	1,015,100	-	0	622,662	-
EAST TIMOR	23,000	22,000	-4.35	9,709	12,799	31.83
ITALY	6,639,300	0	-100	3,452,436	0	-100
KARET ALAM	1,423,348	1,847,582	29.81	1,572,641	2,403,510	52.83
JAPAN	100,918	32,200	-68.09	275,762	150,707	-45.35
HONG KONG	3,600	188,500	5136.11	5,850	239,775	3998.72
KOREA, REPUBLIC OF	68,275	108	-99.84	23,786	6,974	-70.68
TAIWAN	27,324	530	-98.06	25,916	83	-99.68

TABEL 5. PERKEMBANGAN EKSPOR INDONESIA MENURUT KOMODITI DAN NEGARA TUJUAN

JENIS BARANG	BERAT BERSIH (KG)		PERUB	NILAI FOB (US \$)		PERUB
	JAN-MAR 2005	JAN-MAR 2006	%	JAN-MAR 2005	JAN-MAR 2006	%
	(1)	(2)	(3)	(4)	(5)	(6)
CHINA	0	1,015,500	-	0	1,357,830	-
THAILAND	0	2	-	0	90	-
SINGAPORE	260,671	204,150	-21.68	203,525	101,972	-49.9
MALAYSIA	0	360,000	-	0	426,800	-
U.S. VIRGIN ISLANDS	2	0	-100	14	0	-100
AUSTRALIA	37,564	7,651	-79.63	86,608	19,083	-77.97
NEW ZEALAND	199,780	0	-100	154,940	0	-100
UNITED STATES	447,200	324	-99.93	492,284	15,048	-96.94
BRAZIL	200,409	108	-99.95	179,090	5,940	-96.68
NETHERLANDS	56,104	38,508	-31.36	105,717	79,194	-25.09
GERMANY, FED. REP. OF	1	1	0	14	14	0
BELGIUM	21,500	0	-100	19,135	0	-100
KOPI	100,922,380	100,442,241	-0.48	100,722,086	127,429,245	26.52
JAPAN	16,040,676	15,080,366	-5.99	19,533,048	19,391,790	-0.72
HONG KONG	217,400	159,595	-26.59	204,943	247,880	20.95
KOREA, REPUBLIC OF	108,600	1,009,818	829.85	102,302	968,606	846.81
TAIWAN	1,395,252	865,199	-37.99	2,117,438	1,543,856	-27.09
CHINA	516,359	662,037	28.21	462,010	730,316	58.07
MACAU	18,000	18,000	0	14,810	43,200	191.69
SINGAPORE	2,902,796	2,937,568	1.2	2,481,583	3,974,976	60.18
PHILIPPINES	184,740	1,054,800	470.96	127,971	1,331,963	940.83
MALAYSIA	2,030,313	1,388,328	-31.62	1,549,423	1,451,430	-6.32
VIET NAM	0	54,000	-	0	119,250	-
INDIA	4,140,766	2,278,523	-44.97	1,836,433	2,000,918	8.96
IRAN (ISLAMIC REPUBLIC OF)	108,000	367,200	240	98,280	363,597	269.96
SAUDI ARABIA	0	38,300	-	0	67,453	-
JORDAN	56,400	307,200	444.68	96,422	284,947	195.52
LEBANON	0	37,800	-	0	40,558	-
OMAN	18,000	0	-100	21,590	0	-100
SYRIA ARAB REPUBLIC	0	57,600	-	0	55,610	-
UNITED ARAB EMIRATES	195,300	72,000	-63.13	198,679	98,370	-50.49
EGYPT	2,545,200	3,221,688	26.58	1,810,543	3,150,386	74
LIBYAN ARAB JAMAHIRIYA	36,000	0	-100	24,480	0	-100
MOROCCO	1,977,600	1,397,998	-29.31	1,387,538	1,474,177	6.24
ALGERIA	4,942,800	4,556,170	-7.82	2,935,659	4,208,155	43.35
SOUTH AFRICA	324,000	856,800	164.44	310,232	858,094	176.6
AUSTRALIA	251,100	421,200	67.74	514,120	870,178	69.26
NEW ZEALAND	42,000	70,500	67.86	129,000	171,472	32.92
UNITED STATES	20,147,365	23,635,422	17.31	31,265,748	38,070,117	21.76
CANADA	380,400	439,500	15.54	1,230,186	1,085,786	-11.74
MEXICO	0	69,000	-	0	194,900	-
PANAMA	18,000	0	-100	11,070	0	-100
COLOMBIA	90,000	0	-100	82,020	0	-100
ECUADOR	1,498,800	1,502,100	0.22	751,512	1,304,157	73.54
UNITED KINGDOM	4,031,299	3,074,995	-23.72	2,971,230	3,211,069	8.07
NETHERLANDS	167,100	420,722	151.78	380,089	1,119,562	194.55
FRANCE	784,200	600,000	-23.49	446,463	626,774	40.39
GERMANY, FED. REP. OF	16,473,531	14,322,626	-13.06	12,979,260	17,455,098	34.48
AUSTRIA	357,000	105,000	-70.59	236,264	94,248	-60.11
BELGIUM	1,957,440	1,495,500	-23.6	2,260,476	2,102,640	-6.98
SWITZERLAND	336,919	468,600	39.08	578,171	750,675	29.84
DENMARK	196,500	205,224	4.44	284,665	326,945	14.85
NORWAY	34,500	18,000	-47.83	89,845	39,747	-55.76
SWEDEN	156,000	142,680	-8.54	139,212	263,167	89.04
FINLAND	18,000	0	-100	22,300	0	-100
IRELAND	72,000	72,000	0	177,403	233,779	31.78
ITALY	6,670,543	4,209,237	-36.9	4,900,921	4,459,664	-9
SPAIN	971,500	2,226,700	129.2	837,118	2,407,683	187.62
PORTUGAL	244,680	343,200	40.26	189,539	393,956	107.85

TABEL 5. PERKEMBANGAN EKSPOR INDONESIA MENURUT KOMODITI DAN NEGARA TUJUAN

JENIS BARANG	BERAT BERSIH (KG)		PERUB	NILAI FOB (US \$)		PERUB
	JAN-MAR 2005	JAN-MAR 2006	%	JAN-MAR 2005	JAN-MAR 2006	%
(1)	(2)	(3)	(4)	(5)	(6)	(7)
GREECE	247,200	351,900	42.35	163,811	318,388	94.36
POLAND	1,905,000	2,462,260	29.25	1,021,922	2,091,107	104.62
ROMANIA	2,211,600	2,314,010	4.63	1,319,173	2,189,701	65.99
BULGARIA	1,816,500	2,065,600	13.71	1,175,602	2,078,759	76.83
UKRAINE	19,200	36,000	87.5	10,560	93,600	786.36
LATVIA	115,198	195,000	69.27	134,178	176,475	31.52
ESTONIA	0	392,495	-	0	357,477	-
GEORGIA	1,554,003	2,025,780	30.36	882,251	2,011,517	128
CZECH REPUBLIC	378,000	84,000	-77.78	213,080	57,540	-73
RUSSIA FEDERATION	18,600	252,000	1254.84	11,513	467,532	3960.91
KAYU BULAT	103,947	16,837	-83.8	32,515	9,829	-69.77
JAPAN	1,952	16,027	721.06	1,572	3,306	110.31
HONG KONG	9	0	-100	187	0	-100
KOREA, REPUBLIC OF	1	0	-100	1	0	-100
TAIWAN	16,478	0	-100	8,540	0	-100
SINGAPORE	554	677	22.2	13,218	3,147	-76.19
INDIA	84,690	0	-100	213	0	-100
UNITED ARAB EMIRATES	234	127	-45.73	8,581	3,312	-61.4
UNITED STATES	6	4	-33.33	55	36	-34.55
GERMANY, FED. REP. OF	15	0	-100	98	0	-100
BELGIUM	7	0	-100	48	0	-100
SWITZERLAND	0	2	-	0	28	-
SPAIN	1	0	-100	2	0	-100
UDANG SEGAR/BEKU	30,112,927	36,390,417	20.85	194,273,032	233,137,493	20.01
JAPAN	10,673,247	11,719,304	9.8	90,309,938	90,990,993	0.75
HONG KONG	1,016,263	1,570,998	54.59	3,962,349	6,529,293	64.78
KOREA, REPUBLIC OF	379,010	228,793	-39.63	953,430	1,372,704	43.98
TAIWAN	475,453	236,483	-50.26	1,254,162	641,632	-48.84
CHINA	748,933	704,916	-5.88	3,488,820	3,745,126	7.35
THAILAND	88,019	27,507	-68.75	314,047	124,068	-60.49
SINGAPORE	754,322	668,995	-11.31	936,126	1,206,309	28.86
PHILIPPINES	26,003	23,147	-10.98	155,940	134,108	-14
MALAYSIA	965,805	728,537	-24.57	1,103,820	742,414	-32.74
VIET NAM	255,311	155,880	-38.95	1,571,820	1,193,904	-24.04
INDIA	98,603	2	-100	140,105	3	-100
JORDAN	7,945	0	-100	56,801	0	-100
UNITED ARAB EMIRATES	0	22	-	0	5	-
EGYPT	0	3	-	0	2	-
REUNION	108,824	123,866	13.82	564,739	805,905	42.7
SOUTH AFRICA	3,852	0	-100	23,690	0	-100
MAURITIUS	18,324	31,810	73.6	104,682	182,278	74.13
AUSTRALIA	596,755	197,623	-66.88	2,760,974	899,345	-67.43
AMERICAN SAMOA	16,344	0	-100	114,200	0	-100
UNITED STATES	8,463,565	13,225,789	56.27	55,471,621	86,319,152	55.61
CANADA	593,276	104,751	-82.34	3,887,163	515,596	-86.74
BRAZIL	0	21,730	-	0	133,044	-
PUERTO RICO	31,552	29,252	-7.29	177,504	189,910	6.99
UNITED KINGDOM	1,490,928	2,329,335	56.23	8,943,130	15,246,942	70.49
NETHERLANDS	175,767	270,011	53.62	1,014,751	1,507,150	48.52
FRANCE	265,643	473,498	78.25	1,992,172	2,823,467	41.73
GERMANY, FED. REP. OF	324,052	633,938	95.63	1,487,181	2,804,355	88.57
AUSTRIA	5	99	1880	10	1,000	9900
BELGIUM	1,964,527	2,184,695	11.21	10,868,858	11,936,263	9.82
SWITZERLAND	20,021	26,890	34.31	69,275	159,270	129.91
DENMARK	30,020	79,190	163.79	156,662	295,610	88.69
SWEDEN	9,996	28,210	182.21	35,360	191,308	441.03
ITALY	284,668	420,396	47.68	1,328,191	1,547,017	16.48
SPAIN	207,178	104,789	-49.42	949,001	606,069	-36.14
PORTUGAL	18,716	20,263	8.27	76,510	198,212	159.07

TABEL 5. PERKEMBANGAN EKSPOR INDONESIA MENURUT KOMODITI DAN NEGARA TUJUAN

JENIS BARANG	BERAT BERSIH (KG)		PERUB	NILAI FOB (US \$)		PERUB
	JAN-MAR 2005	JAN-MAR 2006	%	JAN-MAR 2005	JAN-MAR 2006	%
	(1)	(2)	(3)	(4)	(5)	(6)
GREECE	0	33	-	0	201	-
LATVIA	0	19,662	-	0	94,838	-
TEH	12,811,647	11,413,293	-10.91	13,098,566	12,547,312	-4.21
JAPAN	5,206	34,105	555.11	12,878	119,034	824.32
HONG KONG	501	1,237	146.91	366	5,312	1351.37
KOREA, REPUBLIC OF	0	1,285	-	0	6,710	-
TAIWAN	50,069	55,084	10.02	67,551	86,852	28.57
CHINA	0	75,099	-	0	53,124	-
SINGAPORE	86,976	42,711	-50.89	94,516	55,066	-41.74
PHILIPPINES	0	168	-	0	982	-
MALAYSIA	1,482,697	1,210,058	-18.39	1,243,530	1,103,952	-11.22
INDIA	145,489	226,880	55.94	143,505	183,086	27.58
PAKISTAN	1,490,364	1,192,452	-19.99	1,817,445	1,581,416	-12.99
SRI LANKA	73,460	139,396	89.76	74,089	150,191	102.72
AFGHANISTAN	233,970	137,848	-41.08	237,910	133,442	-43.91
IRAN (ISLAMIC REPUBLIC OF)	364,132	70,669	-80.59	352,371	92,781	-73.67
SAUDI ARABIA	52,589	45,572	-13.34	72,396	75,217	3.9
JORDAN	0	16,500	-	0	20,054	-
TURKEY	68,400	0	-100	80,119	0	-100
UNITED ARAB EMIRATES	246,970	699,842	183.37	213,475	574,269	169.01
SOMALIA	64,200	0	-100	22,851	0	-100
KENYA	110,400	0	-100	51,354	0	-100
SOUTH AFRICA	10,000	10,000	0	8,600	9,701	12.8
AUSTRALIA	28,558	88,461	209.76	33,688	212,768	531.58
NEW ZEALAND	155,360	147,338	-5.16	139,459	116,727	-16.3
NORTHERN MARIANA ISLANDS	0	19	-	0	12	-
SAMOA	1,381	1,999	44.75	1,900	1,640	-13.68
EAST TIMOR	4	0	-100	9	0	-100
UNITED STATES	751,471	666,573	-11.3	1,150,235	814,281	-29.21
CANADA	89,700	22,600	-74.8	84,888	18,952	-77.67
GUATEMALA	0	10,600	-	0	9,710	-
CHILE	44,800	21,999	-50.9	51,072	29,172	-42.88
UNITED KINGDOM	1,341,136	1,310,337	-2.3	1,421,172	1,483,293	4.37
NETHERLANDS	660,825	564,109	-14.64	572,248	643,316	12.42
GERMANY, FED. REP. OF	1,387,876	1,668,343	20.21	1,294,741	1,821,741	40.7
BELGIUM	20,009	0	-100	13,653	0	-100
SWITZERLAND	21,200	22,896	8	20,118	54,905	172.91
IRELAND	0	24,800	-	0	26,536	-
SPAIN	0	7,000	-	0	10,290	-
POLAND	794,539	205,150	-74.18	550,183	167,369	-69.58
KAZAKHSTAN	25,025	25,025	0	31,537	32,038	1.59
UKRAINE	288,279	275,578	-4.41	294,212	289,039	-1.76
LATVIA	0	23,665	-	0	30,168	-
SLOVENIA	75	0	-100	307	0	-100
RUSSIA FEDERATION	2,715,986	2,367,895	-12.82	2,946,188	2,534,166	-13.98
-LADA HITAM	5,026,370	6,723,580	33.77	6,863,347	8,826,013	28.6
JAPAN	101,856	58,174	-42.89	203,163	126,960	-37.51
HONG KONG	14,945	13,756	-7.96	20,952	19,797	-5.51
KOREA, REPUBLIC OF	15,000	0	-100	20,775	0	-100
TAIWAN	15,000	41,000	173.33	22,580	58,250	157.97
SINGAPORE	173,382	384,000	121.48	247,594	479,990	93.86
MALAYSIA	11,475	21,223	84.95	10,568	19,472	84.25
NEPAL	28,000	0	-100	25,050	0	-100
INDIA	135,400	374,000	176.22	180,760	364,580	101.69
AUSTRALIA	198,085	75,000	-62.14	276,935	114,060	-58.81
UNITED STATES	3,802,432	5,198,201	36.71	5,164,550	6,958,362	34.73
CANADA	30,000	75,018	150.06	39,000	97,907	151.04
DOMINICA	0	4,113	-	0	6,651	-
NETHERLANDS	102,000	71,000	-30.39	149,745	101,500	-32.22

TABEL 5. PERKEMBANGAN EKSPOR INDONESIA MENURUT KOMODITI DAN NEGARA TUJUAN

JENIS BARANG	BERAT BERSIH (KG)		PERUB	NILAI FOB (US \$)		PERUB
	JAN-MAR 2005	JAN-MAR 2006	%	JAN-MAR 2005	JAN-MAR 2006	%
(1)	(2)	(3)	(4)	(5)	(6)	(7)
FRANCE	0	25,095	-	0	29,230	-
GERMANY, FED. REP. OF	45,295	15,000	-66.88	71,225	23,935	-66.4
ROMANIA	0	8,000	-	0	1,000	-
BULGARIA	0	23,000	-	0	21,000	-
UKRAINE	0	185,000	-	0	215,780	-
RUSSIA FEDERATION	353,500	152,000	-57	430,450	187,539	-56.43
-LADA PUTIH	3,979,150	3,305,134	-16.94	9,357,142	6,841,515	-26.88
JAPAN	135,000	195,000	44.44	323,161	451,042	39.57
HONG KONG	0	16,000	-	0	32,300	-
TAIWAN	52,894	81,000	53.14	97,492	172,112	76.54
CHINA	15,000	72,000	380	48,450	68,544	41.47
SINGAPORE	2,388,060	1,212,499	-49.23	6,148,606	2,544,101	-58.62
PHILIPPINES	0	1	-	0	1	-
MALAYSIA	0	44,647	-	0	50,085	-
INDIA	27,600	171,600	521.74	42,411	348,966	722.82
PAKISTAN	14,000	0	-100	12,400	0	-100
SOUTH AFRICA	144,000	0	-100	89,280	0	-100
AUSTRALIA	2,796	1,905	-31.87	10,750	4,260	-60.37
UNITED STATES	366,800	477,000	30.04	687,534	1,005,264	46.21
CANADA	0	32	-	0	100	-
UNITED KINGDOM	30,000	60,000	100	69,455	124,450	79.18
NETHERLANDS	436,000	381,000	-12.61	1,016,140	792,384	-22.02
FRANCE	17,000	0	-100	46,850	0	-100
GERMANY, FED. REP. OF	120,000	509,000	324.17	266,275	1,069,890	301.8
BELGIUM	135,000	45,000	-66.67	295,688	91,275	-69.13
SWEDEN	47,000	0	-100	90,450	0	-100
ITALY	0	31,000	-	0	77,700	-
GREECE	48,000	0	-100	112,200	0	-100
BULGARIA	0	7,450	-	0	9,041	-
-KAYU MANIS DAN BUNGANYA	8,621,505	8,804,051	2.12	4,695,326	4,946,441	5.35
JAPAN	0	8,020	-	0	6,259	-
KOREA, REPUBLIC OF	102,264	18,646	-81.77	54,894	19,248	-64.94
TAIWAN	7,786	8,939	14.81	5,234	6,241	19.24
CHINA	0	48,000	-	0	34,680	-
THAILAND	391,090	411,999	5.35	215,171	236,010	9.68
SINGAPORE	235,095	137,524	-41.5	168,980	98,432	-41.75
PHILIPPINES	0	2	-	0	2	-
MALAYSIA	292,926	339,996	16.07	154,072	188,975	22.65
MALDIVES	0	188	-	0	303	-
INDIA	199,430	175,361	-12.07	139,411	135,243	-2.99
PAKISTAN	140,000	0	-100	60,900	0	-100
SAUDI ARABIA	10,000	8,448	-15.52	2,550	2,835	11.18
JORDAN	7,999	0	-100	2,200	0	-100
LEBANON	0	8,000	-	0	5,120	-
SYRIA ARAB REPUBLIC	34,000	8,189	-75.91	18,700	6,656	-64.41
TURKEY	58,000	190,999	229.31	21,688	85,485	294.16
UNITED ARAB EMIRATES	208,272	75,610	-63.7	74,272	34,387	-53.7
CYPRUS	1,000	0	-100	443	0	-100
EGYPT	0	11	-	0	5,500	-
LIBYAN ARAB JAMAHIRIYA	20,000	0	-100	14,300	0	-100
MOROCCO	22,000	72,500	229.55	9,170	29,475	221.43
ALGERIA	247,118	20,299	-91.79	134,698	19,765	-85.33
SOUTH AFRICA	60,000	0	-100	40,200	0	-100
MAURITIUS	0	23,199	-	0	8,650	-
AUSTRALIA	57,696	17,396	-69.85	45,730	16,409	-64.12
UNITED STATES	3,605,014	3,971,956	10.18	1,897,469	2,245,669	18.35
CANADA	253,764	174,498	-31.24	131,089	93,416	-28.74
MEXICO	0	36,000	-	0	15,315	-
PANAMA	0	11,000	-	0	8,019	-

TABEL 5. PERKEMBANGAN EKSPOR INDONESIA MENURUT KOMODITI DAN NEGARA TUJUAN

JENIS BARANG	BERAT BERSIH (KG)		PERUB	NILAI FOB (US \$)		PERUB
	JAN-MAR 2005	JAN-MAR 2006	%	JAN-MAR 2005	JAN-MAR 2006	%
	(1)	(2)	(3)	(4)	(5)	(6)
VENEZUELA	102,000	68,999	-32.35	46,367	37,215	-19.74
BRAZIL	473,899	358,995	-24.25	226,239	153,340	-32.22
DOMINICAN REPUBLIC	294,250	502,079	70.63	135,153	206,612	52.87
DOMINICA	51,000	721	-98.59	24,350	1,013	-95.84
UNITED KINGDOM	33,500	14,000	-58.21	16,428	18,729	14.01
NETHERLANDS	842,360	1,094,291	29.91	530,846	634,517	19.53
FRANCE	59,999	119,999	100	34,617	75,981	119.49
GERMANY, FED. REP. OF	387,993	191,071	-50.75	246,789	136,833	-44.55
BELGIUM	59,017	123,046	108.49	37,173	70,552	89.79
DENMARK	20,020	19,010	-5.04	8,308	10,269	23.6
NORWAY	9,000	0	-100	5,220	0	-100
SWEDEN	79,999	59,800	-25.25	37,020	27,110	-26.77
FINLAND	0	20,000	-	0	10,400	-
ITALY	56,000	11,474	-79.51	34,855	11,415	-67.25
SPAIN	50,996	49,999	-1.96	28,200	26,865	-4.73
PORTUGAL	47,999	107,999	125	42,395	58,340	37.61
GREECE	65,999	157,494	138.63	35,470	99,396	180.23
POLAND	0	85,000	-	0	36,720	-
ROMANIA	9,000	29,000	222.22	3,725	16,835	351.95
BULGARIA	0	2,294	-	0	1,950	-
RUSSIA FEDERATION	25,020	22,000	-12.07	11,000	10,255	-6.77
-BIJI PALA & BUNGANYA DAN KAPULAGA	4,397,042	4,889,180	11.19	14,017,905	11,573,707	-17.44
JAPAN	129,934	127,790	-1.65	782,786	889,177	13.59
HONG KONG	161,798	135,274	-16.39	449,738	315,949	-29.75
KOREA, REPUBLIC OF	14,793	23,728	60.4	38,045	52,572	38.18
TAIWAN	0	10,969	-	0	6,240	-
CHINA	54,900	79,475	44.76	27,662	43,712	58.02
THAILAND	42,212	29,688	-29.67	143,675	98,884	-31.18
SINGAPORE	729,100	267,384	-63.33	3,448,056	971,167	-71.83
PHILIPPINES	12,000	14	-99.88	37,120	66	-99.82
MALAYSIA	221,211	241,899	9.35	570,875	239,426	-58.06
VIET NAM	930,299	1,859,059	99.83	1,255,219	2,410,618	92.05
INDIA	72,423	388,020	435.77	105,565	1,075,588	918.89
PAKISTAN	63,908	41,050	-35.77	218,722	145,184	-33.62
BANGLADESH	10,409	7,980	-23.34	31,460	47,880	52.19
SAUDI ARABIA	15,566	20,130	29.32	5,790	8,357	44.34
YEMEN	0	5,815	-	0	5,250	-
UNITED ARAB EMIRATES	7,300	7,035	-3.63	57,919	21,486	-62.9
MOROCCO	46,400	0	-100	148,904	0	-100
GHANA	0	15,000	-	0	56,150	-
NIGERIA	10,000	18,000	80	21,500	22,000	2.33
BENIN	0	14,316	-	0	4,660	-
SOUTH AFRICA	0	47,048	-	0	187,120	-
AUSTRALIA	14,157	127,870	803.23	90,110	48,972	-45.65
NEW ZEALAND	0	134	-	0	144	-
UNITED STATES	107,966	281,472	160.7	448,540	963,951	114.91
CANADA	0	2,473	-	0	14,743	-
ARGENTINA	10,000	44,000	340	32,000	118,815	271.3
BRAZIL	125,843	57,297	-54.47	359,640	186,890	-48.03
DOMINICA	0	22,124	-	0	35,858	-
NETHERLANDS	928,256	551,499	-40.59	3,148,640	2,064,318	-34.44
FRANCE	15,000	75,999	406.66	49,185	219,770	346.82
GERMANY, FED. REP. OF	277,022	139,478	-49.65	1,132,422	559,201	-50.62
BELGIUM	178,537	119,906	-32.84	827,210	457,301	-44.72
ITALY	109,008	42,244	-61.25	289,915	140,150	-51.66
SPAIN	12,000	42,999	258.33	49,250	47,375	-3.81
PORTUGAL	0	15,000	-	0	40,449	-
BULGARIA	0	12,262	-	0	14,881	-
RUSSIA FEDERATION	97,000	14,749	-84.79	247,957	59,403	-76.04

TABEL 5. PERKEMBANGAN EKSPOR INDONESIA MENURUT KOMODITI DAN NEGARA TUJUAN

JENIS BARANG	BERAT BERSIH (KG)		PERUB	NILAI FOB (US \$)		PERUB
	JAN-MAR 2005	JAN-MAR 2006	%	JAN-MAR 2005	JAN-MAR 2006	%
	(1)	(2)	(3)	(4)	(5)	(6)
-PANILI	16,779	43,934	161.84	597,401	825,688	38.21
HONG KONG	50	0	-100	4,500	0	-100
SINGAPORE	32	130	306.25	3,575	3,095	-13.43
MALAYSIA	826	6,050	632.45	3,246	14,090	334.07
AUSTRALIA	100	100	0	7,000	4,000	-42.86
NEW ZEALAND	0	100	-	0	3,500	-
UNITED STATES	12,700	29,173	129.71	458,287	625,819	36.56
CANADA	0	4,869	-	0	12,500	-
DOMINICA	200	230	15	15,600	7,695	-50.67
UNITED KINGDOM	71	1,124	1483.1	3,243	52,489	1518.53
NETHERLANDS	1,500	0	-100	42,810	0	-100
GERMANY, FED. REP. OF	1,250	2,158	72.64	56,640	102,500	80.97
SWITZERLAND	50	0	-100	2,500	0	-100
-LAINNYA	2,740,450	5,624,906	105.25	4,203,076	7,850,065	86.77
JAPAN	167,043	199,798	19.61	357,395	534,070	49.43
HONG KONG	276,963	109,470	-60.47	151,915	211,402	39.16
KOREA, REPUBLIC OF	52,663	91,728	74.18	57,503	99,963	73.84
TAIWAN	8,305	16,354	96.92	4,168	7,942	90.55
CHINA	35,815	61,650	72.13	53,722	22,578	-57.97
THAILAND	19,346	2,468	-87.24	135,428	9,014	-93.34
SINGAPORE	601,056	1,517,652	152.5	1,578,176	1,327,770	-15.87
PHILIPPINES	0	34	-	0	164	-
MALAYSIA	176,102	867,275	392.48	77,381	398,164	414.55
NEPAL	0	108,000	-	0	137,590	-
VIET NAM	494,649	275,455	-44.31	514,992	175,936	-65.84
INDIA	208,474	1,305,699	526.31	168,471	3,462,242	1955.1
PAKISTAN	51,470	115,430	124.27	25,744	111,693	333.86
BANGLADESH	23,215	49,000	111.07	9,990	70,000	600.7
AFGHANISTAN	13,800	0	-100	770	0	-100
SAUDI ARABIA	162,715	200,863	23.44	534,156	516,672	-3.27
JORDAN	10,000	0	-100	1,200	0	-100
LEBANON	0	18,000	-	0	3,906	-
YEMEN	0	31,295	-	0	48,387	-
SYRIA ARAB REPUBLIC	100,000	40,000	-60	25,269	9,500	-62.4
UNITED ARAB EMIRATES	124,299	204,965	64.9	206,374	211,099	2.29
EGYPT	0	54,250	-	0	21,700	-
BENIN	0	12,000	-	0	12	-
SOUTH AFRICA	0	24,025	-	0	25,202	-
AUSTRALIA	13,781	33,235	141.17	52,329	71,260	36.18
NEW ZEALAND	200	980	390	916	5,076	454.15
EAST TIMOR	0	132	-	0	16	-
UNITED STATES	58,378	83,742	43.45	127,187	141,259	11.06
CANADA	0	12,037	-	0	29,334	-
BRAZIL	0	3,019	-	0	12,600	-
UNITED KINGDOM	9,083	165	-98.18	4,631	290	-93.74
NETHERLANDS	81,255	123,901	52.48	80,131	137,017	70.99
FRANCE	0	7,800	-	0	9,215	-
GERMANY, FED. REP. OF	25,042	8,400	-66.46	10,797	2,260	-79.07
BELGIUM	1,000	41,750	4075	4,000	30,951	673.78
ITALY	156	1,954	1152.56	321	2,891	800.62
POLAND	14,640	0	-100	6,910	0	-100
BULGARIA	0	2,380	-	0	2,890	-
UKRAINE	11,000	0	-100	13,200	0	-100
TEBAKAU	9,600,597	10,428,159	8.62	17,652,022	20,101,451	13.88
JAPAN	500	880	76	1,000	50	-95
SINGAPORE	346,332	164,097	-52.62	189,783	82,893	-56.32
PHILIPPINES	1,537,937	94,956	-93.83	1,749,850	68,960	-96.06
MALAYSIA	207,114	88,846	-57.1	581,459	42,185	-92.74
VIET NAM	20,831	37,820	81.56	16,647	22,019	32.27

TABEL 5. PERKEMBANGAN EKSPOR INDONESIA MENURUT KOMODITI DAN NEGARA TUJUAN

JENIS BARANG	BERAT BERSIH (KG)		PERUB	NILAI FOB (US \$)		PERUB
	JAN-MAR 2005	JAN-MAR 2006	%	JAN-MAR 2005	JAN-MAR 2006	%
	(1)	(2)	(3)	(4)	(5)	(6)
SRI LANKA	98,157	32,483	-66.91	1,350,881	362,885	-73.14
UNITED ARAB EMIRATES	307,078	0	-100	556,722	0	-100
EGYPT	225,835	354,321	56.89	106,878	293,472	174.59
SOUTH AFRICA	60,000	20,000	-66.67	27,000	16,000	-40.74
AUSTRALIA	0	118,800	-	0	154,440	-
UNITED STATES	883,704	1,867,141	111.29	888,701	1,686,187	89.74
CANADA	19,200	0	-100	4,416	0	-100
HONDURAS	32,561	18,060	-44.53	119,592	24,868	-79.21
NICARAGUA	53,324	45,113	-15.4	199,614	88,383	-55.72
URUGUAY	199,999	0	-100	109,000	0	-100
PARAGUAY	448,280	0	-100	171,298	0	-100
PUERTO RICO	108,264	180,000	66.26	166,726	108,000	-35.22
DOMINICAN REPUBLIC	86,754	45,000	-48.13	460,181	525,661	14.23
UNITED KINGDOM	0	302,940	-	0	484,704	-
NETHERLANDS	614,144	1,236,013	101.26	739,452	1,915,052	158.98
FRANCE	544,347	649,204	19.26	554,363	924,081	66.69
GERMANY, FED. REP. OF	197,379	464,617	135.39	4,064,258	5,090,228	25.24
BELGIUM	1,165,529	2,452,501	110.42	1,901,463	3,828,827	101.36
DENMARK	35,925	78,746	119.2	76,813	140,109	82.4
NORWAY	173,249	57,661	-66.72	291,341	107,827	-62.99
SPAIN	544,310	223,891	-58.87	2,408,957	3,194,101	32.59
POLAND	0	19,800	-	0	15,840	-
BELARUS	40,000	0	-100	16,000	0	-100
KAZAKHSTAN	39,600	19,800	-50	13,860	8,514	-38.57
UKRAINE	60,200	176,136	192.58	18,930	73,673	289.19
LITHUANIA	188,700	0	-100	194,884	0	-100
RUSSIA FEDERATION	1,361,344	1,679,333	23.36	671,953	842,492	25.38
BIJI COKLAT	78,832,880	106,872,519	35.57	103,355,455	126,438,695	22.33
JAPAN	125,000	59,000	-52.8	202,500	116,000	-42.72
CHINA	2,113,499	3,609,249	70.77	3,192,927	4,691,236	46.93
THAILAND	2,750,432	2,205,992	-19.79	4,124,521	2,723,095	-33.98
SINGAPORE	7,970,998	8,460,626	6.14	10,338,409	10,921,000	5.64
MALAYSIA	44,068,704	50,994,212	15.72	54,407,546	58,603,963	7.71
INDIA	0	100,000	-	0	138,830	-
PAKISTAN	157,000	25,200	-83.95	47,800	4,788	-89.98
SRI LANKA	0	75,000	-	0	112,900	-
MAURITIUS	0	200,000	-	0	262,277	-
UNITED STATES	17,711,133	36,369,742	105.35	25,079,823	42,863,350	70.91
BRAZIL	0	4,485,998	-	0	5,432,522	-
UNITED KINGDOM	3,700,000	0	-100	5,536,495	0	-100
NETHERLANDS	100,000	100,000	0	165,839	182,225	9.88
FRANCE	114	0	-100	139	0	-100
GERMANY, FED. REP. OF	100,000	137,500	37.5	218,056	309,009	41.71
BELGIUM	0	50,000	-	0	77,500	-
SPAIN	36,000	0	-100	41,400	0	-100
-IKAN TONGKOL/TUNA	10,385,530	9,345,628	-10.01	33,164,572	28,694,348	-13.48
JAPAN	5,934,326	5,052,259	-14.86	22,513,472	19,276,131	-14.38
HONG KONG	122,699	33,884	-72.38	141,610	57,817	-59.17
KOREA, DEMOCRATIC PEOPLE'S REPUBLIC	0	1,067	-	0	5,335	-
KOREA, REPUBLIC OF	904,260	51,500	-94.3	1,158,300	59,196	-94.89
TAIWAN	81,284	181,340	123.09	77,878	219,341	181.65
CHINA	234,111	129,165	-44.83	211,775	159,776	-24.55
THAILAND	200,661	919,668	358.32	347,478	686,856	97.67
SINGAPORE	1,056,256	936,642	-11.32	3,020,031	2,691,944	-10.86
PHILIPPINES	209,098	43,796	-79.05	98,285	42,872	-56.38
MALAYSIA	111,593	24,877	-77.71	185,237	17,413	-90.6
VIET NAM	26,500	192,219	625.35	34,450	292,483	749.01
PAKISTAN	0	78,000	-	0	62,400	-
JORDAN	0	2,704	-	0	14,096	-

TABEL 5. PERKEMBANGAN EKSPOR INDONESIA MENURUT KOMODITI DAN NEGARA TUJUAN

JENIS BARANG	BERAT BERSIH (KG)		PERUB	NILAI FOB (US \$)		PERUB
	JAN-MAR 2005	JAN-MAR 2006	%	JAN-MAR 2005	JAN-MAR 2006	%
	(1)	(2)	(3)	(4)	(5)	(6)
LEBANON	1,428	22,589	1481.86	5,714	18,593	225.39
UNITED ARAB EMIRATES	2	0	-100	5	0	-100
REUNION	0	12,000	-	0	55,800	-
MAURITIUS	0	20,765	-	0	37,802	-
AUSTRALIA	81,477	65,366	-19.77	398,333	261,587	-34.33
UNITED STATES	849,244	842,207	-0.83	3,095,945	2,467,883	-20.29
CANADA	0	475	-	0	3,932	-
MEXICO	0	83,130	-	0	165,154	-
PUERTO RICO	19,974	5,909	-70.42	69,595	18,416	-73.54
UNITED KINGDOM	63,879	68,299	6.92	101,255	69,199	-31.66
NETHERLANDS	443,016	341,092	-23.01	1,561,707	1,097,288	-29.74
FRANCE	3,851	53,926	1300.31	3,851	245,347	6270.99
GERMANY, FED. REP. OF	19,282	56,789	194.52	62,806	111,751	77.93
BELGIUM	20,701	63,149	205.05	71,483	211,782	196.27
SWITZERLAND	0	1	-	0	1	-
ITALY	0	24,004	-	0	159,238	-
SPAIN	0	34,501	-	0	171,931	-
HUNGARY	600	0	-100	1,500	0	-100
RUSSIA FEDERATION	1,288	4,305	234.24	3,862	12,984	236.2
-UBUR-UBUR	1,172,078	444,694	-62.06	1,660,007	995,208	-40.05
JAPAN	479,523	131,460	-72.59	1,037,466	518,903	-49.98
HONG KONG	12,103	617	-94.9	22,375	3,085	-86.21
KOREA, REPUBLIC OF	142,568	242,950	70.41	150,718	378,345	151.03
TAIWAN	269,376	30,027	-88.85	291,884	39,285	-86.54
CHINA	242,382	15,000	-93.81	118,253	19,050	-83.89
SINGAPORE	315	20,110	6284.13	10,208	30,000	193.89
MALAYSIA	20,315	3,750	-81.54	16,861	4,934	-70.74
NEW ZEALAND	24	0	-100	50	0	-100
UNITED STATES	1,052	412	-60.84	1,165	786	-32.53
CANADA	0	25	-	0	50	-
UNITED KINGDOM	160	0	-100	575	0	-100
NETHERLANDS	89	0	-100	250	0	-100
FRANCE	3,796	191	-94.97	9,782	280	-97.14
GERMANY, FED. REP. OF	375	152	-59.47	420	490	16.67
-KEPITING, KERANG-KERANGAN	12,804,876	9,696,734	-24.27	35,986,764	35,494,324	-1.37
JAPAN	467,503	443,930	-5.04	1,810,692	2,505,999	38.4
HONG KONG	718,637	515,725	-28.24	1,056,913	1,312,110	24.15
KOREA, REPUBLIC OF	325,622	384,118	17.96	697,565	672,787	-3.55
TAIWAN	451,952	311,055	-31.18	660,480	406,218	-38.5
CHINA	2,539,172	1,795,754	-29.28	1,369,077	1,016,603	-25.75
MONGOLIA	347	0	-100	694	0	-100
THAILAND	1,823,835	202,711	-88.89	321,366	86,399	-73.12
SINGAPORE	696,409	693,364	-0.44	1,454,139	1,450,644	-0.24
PHILIPPINES	90,000	476	-99.47	50,740	1,905	-96.25
MALAYSIA	888,151	843,764	-5	1,114,283	1,089,118	-2.26
MYANMAR (FORM. BURMA)	0	420	-	0	840	-
BRUNEI DARUSSALAM	7,701	3	-99.96	9,889	11	-99.89
VIET NAM	434,498	243,411	-43.98	565,752	346,301	-38.79
INDIA	0	100	-	0	1,040	-
BANGLADESH	85	0	-100	61	0	-100
SAUDI ARABIA	0	77	-	0	183	-
LEBANON	0	1,227	-	0	953	-
UNITED ARAB EMIRATES	0	26	-	0	190	-
CYPRUS	18,000	10,366	-42.41	28,164	19,675	-30.14
SOUTH AFRICA	14,400	15,741	9.31	22,860	40,200	75.85
AUSTRALIA	14,116	54,683	287.38	41,739	317,626	660.98
NEW ZEALAND	50	36	-28	5,500	100	-98.18
SAMOA	5,080	0	-100	16,554	0	-100
EAST TIMOR	1,200	0	-100	864	0	-100

TABEL 5. PERKEMBANGAN EKSPOR INDONESIA MENURUT KOMODITI DAN NEGARA TUJUAN

JENIS BARANG	BERAT BERSIH (KG)		PERUB	NILAI FOB (US \$)		PERUB
	JAN-MAR 2005	JAN-MAR 2006	%	JAN-MAR 2005	JAN-MAR 2006	%
	(1)	(2)	(3)	(4)	(5)	(6)
UNITED STATES	2,447,478	2,648,697	8.22	21,748,126	22,381,755	2.91
CANADA	133,333	149,608	12.21	243,889	331,505	35.92
MEXICO	20,413	11,751	-42.43	38,810	38,900	0.23
PANAMA	20,090	11,087	-44.81	54,600	25,752	-52.84
PUERTO RICO	153,045	47,134	-69.2	480,793	148,418	-69.13
MARTINIQUE	50,086	709	-98.58	104,074	1,920	-98.16
GUADELOUPE	40,829	0	-100	76,128	0	-100
UNITED KINGDOM	99,275	42,111	-57.58	713,482	246,021	-65.52
NETHERLANDS	32,673	30,297	-7.27	245,836	210,768	-14.26
FRANCE	66,212	14,178	-78.59	241,535	23,767	-90.16
GERMANY, FED. REP. OF	2,989	18,599	522.25	6,795	43,505	540.25
AUSTRIA	0	100	-	0	300	-
BELGIUM	91,061	42,822	-52.97	208,172	115,496	-44.52
SWITZERLAND	5,259	1,260	-76.04	14,157	626	-95.58
DENMARK	115	652	466.96	350	500	42.86
NORWAY	0	90	-	0	225	-
SWEDEN	198	139	-29.8	975	550	-43.59
IRELAND	16,341	0	-100	262,277	0	-100
ITALY	766,144	682,547	-10.91	1,514,596	1,426,870	-5.79
SPAIN	247,999	262,454	5.83	517,650	658,543	27.22
PORTUGAL	73,145	194,563	166	163,220	498,241	205.26
GREECE	40,800	19,997	-50.99	123,560	67,680	-45.22
POLAND	576	0	-100	232	0	-100
LATVIA	0	756	-	0	3,651	-
CZECH REPUBLIC	0	196	-	0	429	-
RUSSIA FEDERATION	57	0	-100	175	0	-100
-BEKICOT	747,930	685,868	-8.3	1,096,523	1,197,006	9.16
JAPAN	5,526	0	-100	35,811	0	-100
HONG KONG	74,632	43,791	-41.32	64,435	78,214	21.38
KOREA, REPUBLIC OF	25,012	11,000	-56.02	48,646	27,875	-42.7
TAIWAN	336,523	343,438	2.05	406,149	416,359	2.51
CHINA	19,378	37,650	94.29	10,523	20,708	96.79
MACAU	342	0	-100	1,026	0	-100
THAILAND	180	162	-10	90	324	260
SINGAPORE	60,231	39,969	-33.64	154,715	96,658	-37.53
MALAYSIA	28,619	3,614	-87.37	14,789	1,572	-89.37
SOUTH AFRICA	18,912	60,552	220.18	34,800	147,650	324.28
SAMOA	423	0	-100	1,380	0	-100
CANADA	74,240	29,759	-59.92	133,491	69,987	-47.57
UNITED KINGDOM	154	563	265.58	318	1,156	263.52
FRANCE	103,605	95,074	-8.23	189,983	293,919	54.71
BELGIUM	0	19,998	-	0	41,900	-
NORWAY	0	42	-	0	143	-
SWEDEN	26	51	96.15	62	95	53.23
PORTUGAL	8	13	62.5	17	33	94.12
GREECE	21	6	-71.43	44	16	-63.64
HUNGARY	14	40	185.71	26	82	215.38
POLAND	0	68	-	0	146	-
LITHUANIA	35	12	-65.71	136	38	-72.06
RUSSIA FEDERATION	49	66	34.69	82	131	59.76
-IKAN LAINNYA	107,400,424	78,409,943	-26.99	60,740,802	47,068,905	-22.51
JAPAN	1,671,667	1,437,398	-14.01	3,877,631	3,117,435	-19.6
HONG KONG	1,630,727	2,247,693	37.83	6,713,179	7,266,306	8.24
KOREA, REPUBLIC OF	4,587,162	3,134,468	-31.67	4,027,195	2,808,543	-30.26
TAIWAN	6,256,425	7,838,754	25.29	5,126,807	5,495,768	7.2
CHINA	42,009,357	3,811,912	-90.93	10,523,721	2,378,284	-77.4
MACAU	285	60	-78.95	3,000	1,500	-50
THAILAND	29,113,044	41,451,076	42.38	4,285,217	4,052,609	-5.43
SINGAPORE	9,286,882	6,882,541	-25.89	9,899,939	8,214,898	-17.02

TABEL 5. PERKEMBANGAN EKSPOR INDONESIA MENURUT KOMODITI DAN NEGARA TUJUAN

JENIS BARANG	BERAT BERSIH (KG)		PERUB	NILAI FOB (US \$)		PERUB
	JAN-MAR 2005	JAN-MAR 2006	%	JAN-MAR 2005	JAN-MAR 2006	%
	(1)	(2)	(3)	(4)	(5)	(6)
PHILIPPINES	1,626,425	1,864,903	14.66	861,940	587,982	-31.78
MALAYSIA	6,475,374	5,783,693	-10.68	5,190,191	4,298,935	-17.17
BRUNEI DARUSSALAM	14,276	0	-100	18,333	0	-100
VIET NAM	91,148	639,925	602.07	139,841	989,535	607.61
SRI LANKA	78,279	25	-99.97	68,980	1,600	-97.68
IRAN (ISLAMIC REPUBLIC OF)	15,549	360	-97.68	12,266	414	-96.62
SAUDI ARABIA	93,442	415	-99.56	121,938	7,602	-93.77
KUWAIT	401	625	55.86	1,473	1,216	-17.45
JORDAN	15	2,155	14266.7	355	39,736	11093.2
LEBANON	89,564	114,178	27.48	61,792	84,863	37.34
YEMEN	0	15	-	0	1,508	-
SYRIA ARAB REPUBLIC	425	1,594	275.06	3,937	10,957	178.31
TURKEY	49	0	-100	868	0	-100
UNITED ARAB EMIRATES	15,194	25,456	67.54	10,780	16,353	51.7
BAHRAIN	848	705	-16.86	2,800	2,192	-21.71
CYPRUS	636	1,128	77.36	2,387	3,850	61.29
EGYPT	34	34	0	1,134	27	-97.62
KENYA	0	26,500	-	0	7,950	-
REUNION	0	12,000	-	0	55,800	-
MOZAMBIQUE	58,032	0	-100	55,585	0	-100
GHANA	31,000	73,000	135.48	28,100	60,000	113.52
SEYCHELLES	0	12,506	-	0	7,086	-
SAINT HELENA	0	2,000	-	0	920	-
SOUTH AFRICA	26,213	149	-99.43	8,661	1,600	-81.53
MAURITIUS	65,199	0	-100	46,790	0	-100
AUSTRALIA	978,183	229,007	-76.59	657,924	573,925	-12.77
NEW ZEALAND	939	924	-1.6	7,868	4,155	-47.19
COOK ISLANDS	26,000	0	-100	24,850	0	-100
SAMOA	3,245	0	-100	10,576	0	-100
SOLOMON ISLANDS	1,120	0	-100	1,680	0	-100
EAST TIMOR	5,519	30	-99.46	4,075	2,350	-42.33
UNITED STATES	1,206,093	1,051,627	-12.81	4,281,405	3,347,676	-21.81
CANADA	25,407	15,132	-40.44	147,641	54,417	-63.14
MEXICO	32,671	0	-100	40,867	0	-100
PANAMA	486,000	567,000	16.67	428,700	472,740	10.27
VENEZUELA	20	0	-100	936	0	-100
BRAZIL	1,581	608	-61.54	1,095	462	-57.81
URUGUAY	25,193	0	-100	4,283	0	-100
PUERTO RICO	67,006	32,491	-51.51	287,431	112,409	-60.89
DOMINICAN REPUBLIC	36,225	21,245	-41.35	104,005	66,673	-35.89
MARTINIQUE	33,063	12,903	-60.97	101,653	34,904	-65.66
NETHERLANDS ANTILLES	0	1,856	-	0	18,990	-
UNITED KINGDOM	232,231	302,814	30.39	428,128	566,339	32.28
NETHERLANDS	50,647	204,761	304.29	196,601	547,733	178.6
FRANCE	173,008	43,934	-74.61	378,091	154,973	-59.01
GERMANY, FED. REP. OF	30,522	54,518	78.62	138,033	208,391	50.97
AUSTRIA	924	2,767	199.46	13,012	17,347	33.32
BELGIUM	309,488	104,047	-66.38	686,338	313,109	-54.38
SWITZERLAND	2,406	2,174	-9.64	9,793	6,311	-35.56
DENMARK	56,830	5,025	-91.16	104,830	35,646	-66
NORWAY	1,621	802	-50.52	6,574	5,903	-10.21
SWEDEN	1,399	1,984	41.82	12,351	21,440	73.59
ITALY	53,572	224,275	318.64	146,367	501,243	242.46
SPAIN	9,607	75,402	684.87	33,276	162,804	389.25
PORTUGAL	4,207	11,526	173.97	5,338	33,015	518.49
GREECE	41,390	946	-97.71	119,677	4,029	-96.63
HUNGARY	3,328	2,697	-18.96	6,676	5,308	-20.49
POLAND	254,104	49,810	-80.4	1,217,542	180,462	-85.18
BULGARIA	0	160	-	0	1,000	-

TABEL 5. PERKEMBANGAN EKSPOR INDONESIA MENURUT KOMODITI DAN NEGARA TUJUAN

JENIS BARANG	BERAT BERSIH (KG)		PERUB	NILAI FOB (US \$)		PERUB
	JAN-MAR 2005	JAN-MAR 2006	%	JAN-MAR 2005	JAN-MAR 2006	%
	(1)	(2)	(3)	(4)	(5)	(6)
KAZAKHSTAN	100	0	-100	191	0	-100
UKRAINE	479	206	-56.99	563	272	-51.69
LITHUANIA	274	195	-28.83	701	732	4.42
ESTONIA	148	18,124	12146	172	64,150	37196.5
GEORGIA	0	500	-	0	3,731	-
MALTA	275	478	73.82	1,271	1,591	25.18
SLOVENIA	304	0	-100	2,021	0	-100
CZECH REPUBLIC	1,434	1,791	24.9	8,671	14,461	66.77
RUSSIA FEDERATION	6,209	2,916	-53.04	24,756	14,745	-40.44
-BIJI BUNGA	247,573	31,527	-87.27	583,965	657,335	12.56
KOREA, REPUBLIC OF	300	0	-100	300	0	-100
TAIWAN	85,000	28,360	-66.64	57,860	20,860	-63.95
CHINA	162,000	0	-100	35,640	0	-100
SINGAPORE	42	166	295.24	79,917	295,021	269.16
MALAYSIA	0	2,833	-	0	6,075	-
UNITED STATES	26	0	-100	18,567	0	-100
UNITED KINGDOM	35	22	-37.14	73,704	59,460	-19.33
NETHERLANDS	170	104	-38.82	317,977	251,117	-21.03
FRANCE	0	40	-	0	14,580	-
DENMARK	0	2	-	0	10,222	-
-BIJI KAPAS	581,480	202,254	-65.22	96,263	27,842	-71.08
KOREA, REPUBLIC OF	423,980	0	-100	71,738	0	-100
TAIWAN	157,500	202,254	28.42	24,525	27,842	13.52
-BIJI LAINNYA	22,334,066	49,745,899	122.74	5,301,413	9,346,037	76.29
JAPAN	22,711	105,341	363.83	9,546	144,525	1413.98
HONG KONG	325,857	61,941	-80.99	189,505	50,562	-73.32
KOREA, REPUBLIC OF	276	11,261	3980.07	5,233	29,371	461.27
TAIWAN	49,087	286,660	483.98	30,171	145,278	381.52
CHINA	60,165	259,650	331.56	32,143	335,800	944.71
THAILAND	49,055	19,896,940	40460.5	115,268	542,353	370.51
SINGAPORE	181,093	194,903	7.63	99,501	268,870	170.22
PHILIPPINES	166,074	34,440	-79.26	75,583	16,034	-78.79
MALAYSIA	11,193,229	27,636,512	146.9	2,747,081	6,601,430	140.31
BRUNEI DARUSSALAM	12,189	81,712	570.37	18,501	71,988	289.1
VIET NAM	148,935	840,849	464.57	156,065	690,188	342.24
MALDIVES	0	43	-	0	240	-
INDIA	764,734	147,805	-80.67	753,752	97,615	-87.05
PAKISTAN	0	295	-	0	715	-
SAUDI ARABIA	14,131	2,615	-81.49	8,080	1,679	-79.22
JORDAN	39,600	96,865	144.61	72,600	154,602	112.95
UNITED ARAB EMIRATES	9,423	10,597	12.46	27,779	9,500	-65.8
MOROCCO	6,119	0	-100	7,322	0	-100
MAURITIUS	0	632	-	0	12,125	-
AUSTRALIA	21,103	15,175	-28.09	46,447	25,964	-44.1
VANUATU	0	268	-	0	149	-
EAST TIMOR	17,050	160	-99.06	9,276	1,500	-83.83
UNITED STATES	2,081	20,848	901.83	5,885	63,766	983.53
CANADA	0	404	-	0	105	-
UNITED KINGDOM	18	0	-100	2	0	-100
NETHERLANDS	19,005	12,044	-36.63	33,257	29,533	-11.2
FRANCE	0	325	-	0	306	-
GERMANY, FED. REP. OF	0	2,521	-	0	10,058	-
BELGIUM	0	17,000	-	0	31,110	-
ITALY	9,232,131	1	-100	858,416	7	-100
SPAIN	0	5	-	0	12	-
PORTUGAL	0	8,087	-	0	10,652	-
BULU BEBEK	169,051	62,459	-63.05	150,122	59,024	-60.68
TAIWAN	162,100	61,154	-62.27	130,140	53,135	-59.17
INDIA	266	0	-100	2,292	0	-100

TABEL 5. PERKEMBANGAN EKSPOR INDONESIA MENURUT KOMODITI DAN NEGARA TUJUAN

JENIS BARANG	BERAT BERSIH (KG)		PERUB	NILAI FOB (US \$)		PERUB
	JAN-MAR 2005	JAN-MAR 2006	%	JAN-MAR 2005	JAN-MAR 2006	%
	(1)	(2)	(3)	(4)	(5)	(6)
AUSTRALIA	186	0	-100	47	0	-100
NEW ZEALAND	3	0	-100	32	0	-100
GUAM	0	28	-	0	85	-
NETHERLANDS	6,069	0	-100	16,283	0	-100
FRANCE	110	0	-100	143	0	-100
GERMANY, FED. REP. OF	303	0	-100	615	0	-100
ITALY	14	0	-100	570	0	-100
SPAIN	0	149	-	0	871	-
RUSSIA FEDERATION	0	1,128	-	0	4,933	-
DAMAR DAN GETAH DAMAR	7,051,536	6,041,214	-14.33	3,442,387	3,810,787	10.7
JAPAN	180,545	328,800	82.12	92,784	220,525	137.68
KOREA, REPUBLIC OF	474,000	191,999	-59.49	230,685	104,026	-54.91
TAIWAN	460,799	363,321	-21.15	223,508	249,071	11.44
CHINA	19,200	18,000	-6.25	9,344	16,767	79.44
THAILAND	38,399	116,800	204.17	19,034	79,086	315.5
PHILIPPINES	0	38,400	-	0	20,736	-
MALAYSIA	38,400	53,400	39.06	18,694	49,230	163.35
INDIA	1,735,194	1,132,299	-34.75	846,672	742,808	-12.27
PAKISTAN	556,800	692,000	24.28	272,165	391,702	43.92
BANGLADESH	88,125	115,200	30.72	39,692	62,208	56.73
SRI LANKA	16,800	15,000	-10.71	3,790	8,400	121.64
SAUDI ARABIA	19,200	0	-100	9,344	0	-100
TURKEY	57,600	115,200	100	27,469	64,051	133.18
SOUTH AFRICA	56,400	38,400	-31.91	27,448	35,770	30.32
NEW ZEALAND	19,200	0	-100	9,344	0	-100
UNITED STATES	103,680	0	-100	50,458	0	-100
COLOMBIA	172,800	211,200	22.22	84,098	137,462	63.45
ECUADOR	57,600	19,200	-66.67	28,032	10,656	-61.99
NETHERLANDS	671,999	979,198	45.71	326,798	598,146	83.03
FRANCE	729,599	96,000	-86.84	358,192	51,840	-85.53
GERMANY, FED. REP. OF	403,199	441,599	9.52	197,266	310,435	57.37
BELGIUM	287,999	172,800	-40	141,893	93,312	-34.24
ITALY	0	307,199	-	0	198,222	-
SPAIN	0	134,400	-	0	72,576	-
PORTUGAL	288,000	211,199	-26.67	140,162	158,974	13.42
POLAND	556,798	249,600	-55.17	276,171	134,784	-51.2
ROMANIA	19,200	0	-100	9,344	0	-100
KOPAL DAN LAIN-LAIN	6,620,726	6,933,419	4.72	3,829,757	4,891,623	27.73
JAPAN	349,112	507,231	45.29	349,309	585,447	67.6
HONG KONG	65,416	27,346	-58.2	84,033	190,452	126.64
KOREA, REPUBLIC OF	28,099	44,000	56.59	33,935	49,230	45.07
TAIWAN	381,419	219,188	-42.53	189,057	107,485	-43.15
CHINA	152,040	161,047	5.92	149,802	110,861	-25.99
THAILAND	20,020	77,451	286.87	20,514	71,012	246.16
SINGAPORE	834,664	582,298	-30.24	957,967	591,557	-38.25
PHILIPPINES	16,090	19,200	19.33	11,002	21,430	94.78
MALAYSIA	231,868	117,421	-49.36	136,297	109,705	-19.51
VIET NAM	37,709	48,933	29.76	39,775	40,216	1.11
INDIA	2,206,057	2,981,651	35.16	802,715	1,817,222	126.38
PAKISTAN	244,275	341,365	39.75	89,644	163,829	82.76
BANGLADESH	1,007,520	791,580	-21.43	177,131	132,856	-25
SRI LANKA	191,100	129,599	-32.18	67,559	48,590	-28.08
IRAN (ISLAMIC REPUBLIC OF)	0	38,400	-	0	35,770	-
SAUDI ARABIA	238,880	82,250	-65.57	111,003	39,465	-64.45
JORDAN	20,250	0	-100	9,618	0	-100
LEBANON	11,820	0	-100	5,614	0	-100
YEMEN	40,190	0	-100	11,834	0	-100
SYRIA ARAB REPUBLIC	0	48,500	-	0	49,953	-
UNITED ARAB EMIRATES	182,618	106,193	-41.85	97,405	50,725	-47.92

TABEL 5. PERKEMBANGAN EKSPOR INDONESIA MENURUT KOMODITI DAN NEGARA TUJUAN

JENIS BARANG	BERAT BERSIH (KG)		PERUB	NILAI FOB (US \$)		PERUB
	JAN-MAR 2005	JAN-MAR 2006	%	JAN-MAR 2005	JAN-MAR 2006	%
	(1)	(2)	(3)	(4)	(5)	(6)
EGYPT	47,000	18,000	-61.7	41,445	200	-99.52
ALGERIA	60,000	52,800	-12	76,200	49,620	-34.88
NIGERIA	0	18,000	-	0	15,300	-
GABON	164	0	-100	151	0	-100
BENIN	0	20,800	-	0	8,980	-
EAST TIMOR	2	0	-100	3	0	-100
UNITED STATES	60,240	35,000	-41.9	44,631	45,695	2.38
CANADA	0	21,880	-	0	6,000	-
BRAZIL	0	900	-	0	7,600	-
COLOMBIA	40	0	-100	40	0	-100
UNITED KINGDOM	15,037	13,724	-8.73	13,745	13,737	-0.06
NETHERLANDS	0	12,500	-	0	9,375	-
FRANCE	38,075	34,887	-8.37	34,430	51,981	50.98
GERMANY, FED. REP. OF	92,996	286,875	208.48	94,118	225,848	139.96
AUSTRIA	25	0	-100	45	0	-100
ITALY	45,000	78,400	74.22	178,035	220,682	23.95
SPAIN	3,000	16,000	433.33	2,700	20,800	670.37
SAYUR-SAYURAN	12,567,509	16,154,758	28.54	4,711,644	5,884,714	24.9
JAPAN	1,249,893	975,510	-21.95	1,161,011	1,035,277	-10.83
HONG KONG	42,387	4,467	-89.46	40,962	13,142	-67.92
KOREA, REPUBLIC OF	1,325	1,418	7.02	4,318	81,249	1781.64
TAIWAN	201,500	123,032	-38.94	81,638	28,881	-64.62
CHINA	325,164	0	-100	128,650	0	-100
THAILAND	108,353	47,309	-56.34	52,424	32,536	-37.94
SINGAPORE	3,419,497	5,993,653	75.28	834,836	1,701,830	103.85
PHILIPPINES	807,107	852,120	5.58	368,818	309,508	-16.08
MALAYSIA	5,743,737	7,172,161	24.87	1,368,824	2,057,000	50.27
BRUNEI DARUSSALAM	9,281	12,298	32.51	18,482	36,965	100.01
INDIA	26,881	239,741	791.86	24,900	112,002	349.81
PAKISTAN	0	334,856	-	0	134,142	-
SAUDI ARABIA	28,052	36,153	28.88	14,238	32,321	127.01
KUWAIT	0	1,572	-	0	2,147	-
UNITED ARAB EMIRATES	18,001	36,929	105.15	3,171	19,453	513.47
AUSTRALIA	2,578	2,449	-5	4,188	4,582	9.41
CHRISTMAS ISLANDS	0	1,379	-	0	2,930	-
EAST TIMOR	856	5,942	594.16	1,261	729	-42.19
UNITED STATES	525,052	141,175	-73.11	546,554	155,445	-71.56
UNITED KINGDOM	20	0	-100	9	0	-100
NETHERLANDS	57,825	139,764	141.7	57,360	101,099	76.25
FRANCE	0	32,680	-	0	22,571	-
GERMANY, FED. REP. OF	0	150	-	0	905	-
BUAH-BUAHAN	44,500,542	51,441,617	15.6	22,501,205	23,881,617	6.13
JAPAN	122,365	15,835	-87.06	165,240	7,788	-95.29
HONG KONG	3,064,451	743,831	-75.73	3,042,078	578,135	-81
KOREA, REPUBLIC OF	132,003	36,032	-72.7	76,722	35,765	-53.38
TAIWAN	121,268	55,063	-54.59	65,465	17,951	-72.58
CHINA	2,745,592	1,735,840	-36.78	1,755,309	1,044,516	-40.49
THAILAND	36,389	39,462	8.44	18,304	28,041	53.2
SINGAPORE	264,567	1,425,118	438.66	250,688	574,019	128.98
PHILIPPINES	161,096	81,706	-49.28	13,079	6,298	-51.85
MALAYSIA	1,206,080	861,987	-28.53	484,267	277,575	-42.68
BRUNEI DARUSSALAM	2,342	1,329	-43.25	4,505	3,978	-11.7
NEPAL	374,000	2,470,666	560.61	138,720	967,477	597.43
VIET NAM	1,482,115	107,730	-92.73	1,505,912	84,268	-94.4
MALDIVES	82	0	-100	1,485	0	-100
INDIA	12,767,501	25,195,938	97.34	5,521,944	10,981,355	98.87
PAKISTAN	13,103,221	14,786,530	12.85	6,461,581	7,429,935	14.99
BANGLADESH	7,186,111	1,636,703	-77.22	1,982,577	782,149	-60.55
SRI LANKA	0	18,005	-	0	6,383	-

TABEL 5. PERKEMBANGAN EKSPOR INDONESIA MENURUT KOMODITI DAN NEGARA TUJUAN

JENIS BARANG	BERAT BERSIH (KG)		PERUB	NILAI FOB (US \$)		PERUB
	JAN-MAR 2005	JAN-MAR 2006	%	JAN-MAR 2005	JAN-MAR 2006	%
	(1)	(2)	(3)	(4)	(5)	(6)
IRAN (ISLAMIC REPUBLIC OF)	848,900	1,561,560	83.95	297,939	498,994	67.48
SAUDI ARABIA	269,325	178,707	-33.65	139,557	119,176	-14.6
KUWAIT	6,704	15,800	135.68	4,621	19,585	323.83
UNITED ARAB EMIRATES	484,614	393,577	-18.79	384,018	306,014	-20.31
QATAR	6,088	5,804	-4.66	3,047	4,526	48.54
EGYPT	3,052	0	-100	3,280	0	-100
MAURITIUS	1,000	0	-100	561	0	-100
AUSTRALIA	1,883	254	-86.51	8,160	152	-98.14
COOK ISLANDS	0	179	-	0	353	-
EAST TIMOR	7,646	0	-100	1,823	0	-100
UNITED STATES	7,991	24,199	202.83	62,648	18,507	-70.46
NETHERLANDS	58,537	34,470	-41.11	76,777	61,592	-19.78
FRANCE	22,872	14,720	-35.64	28,120	25,429	-9.57
GERMANY, FED. REP. OF	460	0	-100	1,134	0	-100
AUSTRIA	8	0	-100	20	0	-100
BELGIUM	1,061	0	-100	513	0	-100
NORWAY	16	0	-100	256	0	-100
SPAIN	0	572	-	0	1,656	-
MALTA	11,202	0	-100	855	0	-100
KULIT KERANG DAN LAIN-LAIN	1,170,004	1,419,620	21.33	509,261	647,072	27.06
JAPAN	161,355	146,706	-9.08	52,179	77,461	48.45
HONG KONG	91,565	37,458	-59.09	45,064	6,866	-84.76
KOREA, REPUBLIC OF	2,836	8,300	192.67	8,161	37,695	361.89
TAIWAN	8,621	102	-98.82	14,214	523	-96.32
CHINA	815,477	1,049,458	28.69	224,719	345,594	53.79
THAILAND	0	27,535	-	0	83,581	-
SINGAPORE	16,039	8,788	-45.21	73,456	15,237	-79.26
PHILIPPINES	0	23,000	-	0	1,500	-
MALAYSIA	0	599	-	0	859	-
VIET NAM	8,208	88,443	977.52	9,203	44,433	382.81
INDIA	24,082	12,877	-46.53	11,964	1,788	-85.06
PAKISTAN	0	5,005	-	0	7,500	-
TURKEY	0	1,335	-	0	4,245	-
CONGO	0	1	-	0	39	-
SOUTH AFRICA	0	297	-	0	594	-
AUSTRALIA	7,954	11	-99.86	30,304	111	-99.63
NEW ZEALAND	208	101	-51.44	800	290	-63.75
UNITED STATES	0	36	-	0	82	-
CANADA	0	361	-	0	1,290	-
BRAZIL	0	120	-	0	189	-
PUERTO RICO	152	0	-100	324	0	-100
COSTA RICA	455	0	-100	531	0	-100
FRENCH POLYNESIA	431	0	-100	757	0	-100
NETHERLANDS	249	0	-100	393	0	-100
FRANCE	4,037	0	-100	7,981	0	-100
GERMANY, FED. REP. OF	725	1	-99.86	4,859	14	-99.71
BELGIUM	4,415	0	-100	6,610	0	-100
NORWAY	187	0	-100	1,832	0	-100
SWEDEN	0	79	-	0	449	-
IRELAND	0	8	-	0	51	-
ITALY	22,777	8,583	-62.32	15,379	14,539	-5.46
SPAIN	231	212	-8.23	531	1,443	171.75
GREECE	0	20	-	0	266	-
CROATIA	0	66	-	0	213	-
SLOVENIA	0	118	-	0	220	-
TANAMAN OBAT	2,232,295	1,259,347	-43.59	1,653,550	1,336,290	-19.19
JAPAN	16,088	15,632	-2.83	77,399	77,473	0.1
HONG KONG	239,925	46,321	-80.69	74,373	23,556	-68.33
KOREA, REPUBLIC OF	20,881	12,068	-42.21	14,675	17,365	18.33

TABEL 5. PERKEMBANGAN EKSPOR INDONESIA MENURUT KOMODITI DAN NEGARA TUJUAN

JENIS BARANG	BERAT BERSIH (KG)		PERUB	NILAI FOB (US \$)		PERUB
	JAN-MAR 2005	JAN-MAR 2006	%	JAN-MAR 2005	JAN-MAR 2006	%
	(1)	(2)	(3)	(4)	(5)	(6)
TAIWAN	995,522	390,512	-60.77	382,886	133,062	-65.25
CHINA	217,835	0	-100	44,567	0	-100
THAILAND	28,240	572	-97.97	38,872	5,490	-85.88
SINGAPORE	277,596	410,713	47.95	334,593	519,356	55.22
MALAYSIA	40,453	21,677	-46.41	63,500	12,296	-80.64
INDIA	64,176	41,115	-35.93	31,586	78,123	147.33
PAKISTAN	49,000	0	-100	9,162	0	-100
SRI LANKA	530	0	-100	4,394	0	-100
SAUDI ARABIA	163,740	145,623	-11.06	77,511	202,356	161.07
YEMEN	0	3,000	-	0	900	-
TURKEY	159	0	-100	4,336	0	-100
UNITED ARAB EMIRATES	23,492	1,381	-94.12	19,181	8,285	-56.81
SUDAN	0	38,000	-	0	13,663	-
BENIN	0	38,000	-	0	7,600	-
AUSTRALIA	50	0	-100	1,108	0	-100
NEW CALEDONIA	0	47	-	0	120	-
UNITED STATES	5,313	120	-97.74	133,482	960	-99.28
CANADA	408	100	-75.49	9,085	150	-98.35
PANAMA	20	0	-100	909	0	-100
SURINAME	125	0	-100	1,987	0	-100
BRAZIL	107	0	-100	2,293	0	-100
NETHERLANDS	673	6,679	892.42	8,696	11,021	26.74
FRANCE	11,578	2,484	-78.55	117,408	68,400	-41.74
GERMANY, FED. REP. OF	21,000	49,105	133.83	32,125	78,574	144.59
SWITZERLAND	1,247	0	-100	36,118	0	-100
SWEDEN	0	19,000	-	0	3,800	-
ITALY	7,000	0	-100	9,584	0	-100
GREECE	605	0	-100	15,766	0	-100
LITHUANIA	6,432	0	-100	8,362	0	-100
LATVIA	10,010	0	-100	13,030	0	-100
RUSSIA FEDERATION	30,090	17,198	-42.84	86,562	73,740	-14.81
-GANGGANG LAUT	13,666,048	17,812,325	30.34	7,264,658	9,093,779	25.18
JAPAN	24,500	63,643	159.77	485,965	678,564	39.63
HONG KONG	1,713,640	3,921,593	128.85	418,520	1,181,259	182.25
KOREA, REPUBLIC OF	1,620,070	1,506,921	-6.98	935,301	855,050	-8.58
TAIWAN	93,572	47,069	-49.7	19,777	12,131	-38.66
CHINA	3,411,526	5,780,524	69.44	1,019,289	1,591,047	56.09
THAILAND	76,029	26,000	-65.8	50,064	17,420	-65.2
SINGAPORE	0	26,664	-	0	82,515	-
PHILIPPINES	1,057,878	1,247,676	17.94	628,198	549,622	-12.51
MALAYSIA	47,025	123,047	161.66	24,501	87,055	255.31
VIET NAM	26,000	251,800	868.46	52,000	174,928	236.4
UNITED ARAB EMIRATES	0	137	-	0	328	-
MOROCCO	115,350	0	-100	436,438	0	-100
TUNISIA	236,000	254,150	7.69	142,080	149,965	5.55
MADAGASCAR	25,000	0	-100	5,000	0	-100
SOUTH AFRICA	8,000	0	-100	11,200	0	-100
AUSTRALIA	102,000	105,000	2.94	97,800	295,050	201.69
NEW ZEALAND	18,000	0	-100	11,700	0	-100
UNITED STATES	637,750	1,204,612	88.88	498,658	914,006	83.29
CANADA	0	220,500	-	0	122,500	-
MEXICO	44,000	0	-100	24,200	0	-100
PANAMA	0	14,000	-	0	9,100	-
CURACAO	63,500	0	-100	43,407	0	-100
CHILE	624,192	128,344	-79.44	218,220	66,073	-69.72
ARGENTINA	0	125,000	-	0	43,750	-
BRAZIL	422,301	538,200	27.44	202,026	311,844	54.36
UNITED KINGDOM	163,725	196,600	20.08	221,028	502,540	127.36
NETHERLANDS	0	40,000	-	0	148,000	-

TABEL 5. PERKEMBANGAN EKSPOR INDONESIA MENURUT KOMODITI DAN NEGARA TUJUAN

JENIS BARANG	BERAT BERSIH (KG)		PERUB	NILAI FOB (US \$)		PERUB
	JAN-MAR 2005	JAN-MAR 2006	%	JAN-MAR 2005	JAN-MAR 2006	%
	(1)	(2)	(3)	(4)	(5)	(6)
FRANCE	783,520	108,000	-86.22	156,086	70,200	-55.02
GERMANY, FED. REP. OF	323,080	104,000	-67.81	270,944	240,900	-11.09
BELGIUM	63,000	104,000	65.08	72,450	204,300	181.99
DENMARK	1,414,926	362,500	-74.38	856,090	158,212	-81.52
SPAIN	463,384	1,228,345	165.08	291,760	563,790	93.24
PORTUGAL	67,080	63,000	-6.08	42,556	630	-98.52
LITHUANIA	21,000	21,000	0	29,400	63,000	114.29
-IJUK DAN SEBANGSANYA	4,059,082	4,737,775	16.72	599,483	776,904	29.6
JAPAN	1,148	0	-100	3,104	0	-100
TAIWAN	21,298	17,529	-17.7	15,516	15,205	-2
CHINA	11,823	12,505	5.77	27,515	27,963	1.63
SINGAPORE	12,000	48,588	304.9	10,686	28,020	162.21
MALAYSIA	75,411	76,379	1.28	6,971	20,668	196.49
INDIA	149,000	23,000	-84.56	17,780	2,690	-84.87
PAKISTAN	3,668,040	4,514,950	23.09	460,861	609,691	32.29
JORDAN	0	8,625	-	0	4,140	-
SOUTH AFRICA	2	0	-100	9	0	-100
COOK ISLANDS	1	0	-100	3	0	-100
UNITED STATES	100,000	0	-100	16,000	0	-100
UNITED KINGDOM	159	13,200	8201.89	1,068	29,730	2683.71
NETHERLANDS	7,200	10,000	38.89	15,270	19,582	28.24
GERMANY, FED. REP. OF	13,000	12,999	-0.01	24,700	19,215	-22.21
-LAINNYA	2,414,005	2,490,771	3.18	993,786	954,786	-3.92
JAPAN	30,286	16,339	-46.05	105,288	8,749	-91.69
HONG KONG	20,653	0	-100	8,971	0	-100
KOREA, REPUBLIC OF	3,640	34,862	857.75	8,109	13,214	62.95
TAIWAN	1,359,985	1,276,208	-6.16	433,656	514,391	18.62
CHINA	90,864	564,830	521.62	14,584	44,310	203.83
THAILAND	836	6,979	734.81	5,149	2,192	-57.43
SINGAPORE	355,542	10,755	-96.98	64,676	1,451	-97.76
PHILIPPINES	132,800	0	-100	15,900	0	-100
MALAYSIA	119,133	119,127	-0.01	42,238	42,891	1.55
MALDIVES	0	135	-	0	196	-
INDIA	35,797	0	-100	11,048	0	-100
SAUDI ARABIA	53,342	65,649	23.07	11,805	18,008	52.55
OMAN	0	250	-	0	606	-
TURKEY	0	4,950	-	0	1,672	-
UNITED ARAB EMIRATES	1,700	0	-100	4,200	0	-100
BAHRAIN	0	30,000	-	0	2,421	-
EGYPT	21	0	-100	57	0	-100
REUNION	344	0	-100	665	0	-100
NIGERIA	70,000	75,000	7.14	26,950	30,375	12.71
GABON	438	0	-100	1,720	0	-100
SEYCHELLES	20	0	-100	20	0	-100
SOUTH AFRICA	227	24	-89.43	220	39	-82.27
MAURITIUS	0	12,058	-	0	1,865	-
AUSTRALIA	62,667	56,632	-9.63	61,733	54,895	-11.08
NEW ZEALAND	70	403	475.71	86	1,002	1065.12
GUAM	170	413	142.94	425	1,950	358.82
NEW CALEDONIA	0	88	-	0	911	-
NORTHERN MARIANA ISLANDS	0	143	-	0	233	-
VANUATU	0	535	-	0	221	-
MARSHALL ISLANDS	0	338	-	0	23	-
UNITED STATES	34,120	46,351	35.85	80,663	109,747	36.06
CANADA	85	6,900	8017.65	259	9,540	3583.4
MEXICO	1,757	0	-100	3,877	0	-100
BRAZIL	0	131	-	0	324	-
BAHAMAS	0	4,038	-	0	1,360	-
COSTA RICA	0	22	-	0	15	-

TABEL 5. PERKEMBANGAN EKSPOR INDONESIA MENURUT KOMODITI DAN NEGARA TUJUAN

JENIS BARANG	BERAT BERSIH (KG)		PERUB	NILAI FOB (US \$)		PERUB
	JAN-MAR 2005	JAN-MAR 2006	%	JAN-MAR 2005	JAN-MAR 2006	%
	(1)	(2)	(3)	(4)	(5)	(6)
CAYMAN ISLANDS	160	0	-100	1,300	0	-100
UNITED KINGDOM	4,006	4,672	16.63	6,153	5,291	-14.01
NETHERLANDS	292	726	148.63	348	1,130	224.71
FRANCE	8,451	2,864	-66.11	44,187	1,304	-97.05
GERMANY, FED. REP. OF	8,802	2,537	-71.18	5,405	3,681	-31.9
BELGIUM	225	68,545	30364.4	235	5,719	2333.62
SWITZERLAND	276	0	-100	4,767	0	-100
DENMARK	557	5,641	912.75	854	3,597	321.19
NORWAY	4,270	0	-100	10,790	0	-100
SWEDEN	3	0	-100	3	0	-100
FINLAND	0	750	-	0	348	-
ITALY	4,976	9,326	87.42	5,613	16,863	200.43
SPAIN	6,874	448	-93.48	10,564	777	-92.64
PORTUGAL	277	0	-100	350	0	-100
GREECE	273	48,798	17774.7	847	38,644	4462.46
HUNGARY	66	0	-100	71	0	-100
POLAND	0	10,976	-	0	10,230	-
CROATIA	0	33	-	0	507	-
SLOVENIA	0	40	-	0	55	-
CZECH REPUBLIC	0	2,255	-	0	4,039	-
-MUTIARA	136	280	105.88	1,118,547	2,005,336	79.28
JAPAN	114	143	25.44	1,101,945	706,277	-35.91
HONG KONG	1	13	1200	121	51,143	42166.9
KOREA, REPUBLIC OF	0	3	-	0	44,373	-
CHINA	0	1	-	0	310	-
SINGAPORE	17	44	158.82	16,449	22,037	33.97
AUSTRALIA	0	76	-	0	1,181,196	-
BERMUDA	4	0	-100	32	0	-100
-LAINNYA	35,167,030	34,013,338	-3.28	19,178,341	17,662,586	-7.9
JAPAN	3,082,374	2,874,025	-6.76	1,638,423	2,682,873	63.75
HONG KONG	386,710	843,394	118.09	329,333	873,856	165.34
KOREA, REPUBLIC OF	2,472,336	2,652,914	7.3	1,189,625	967,942	-18.63
TAIWAN	623,881	558,930	-10.41	203,388	250,758	23.29
CHINA	768,346	770,520	0.28	300,674	302,447	0.59
THAILAND	13,584	119,108	776.83	4,942	148,400	2902.83
SINGAPORE	6,129,638	4,580,960	-25.27	7,545,661	4,263,332	-43.5
PHILIPPINES	5,747,425	7,451,663	29.65	1,328,975	930,242	-30
MALAYSIA	12,150,923	11,630,039	-4.29	2,210,511	2,810,118	27.13
BRUNEI DARUSSALAM	16,058	252	-98.43	4,181	304	-92.73
VIET NAM	6,830	508,038	7338.33	19,673	104,600	431.69
MALDIVES	37	20,005	53967.6	198	14,435	7190.4
INDIA	2,440,341	134,905	-94.47	1,472,563	93,231	-93.67
PAKISTAN	250	7,147	2758.8	2,025	6,081	200.3
SRI LANKA	7,457	20,000	168.2	36,220	6,598	-81.78
IRAN (ISLAMIC REPUBLIC OF)	0	136	-	0	201	-
SAUDI ARABIA	8,021	950	-88.16	34,965	3,124	-91.07
KUWAIT	18,696	25,207	34.83	4,720	13,193	179.51
JORDAN	773	0	-100	2,418	0	-100
YEMEN	0	6,814	-	0	4,310	-
TURKEY	0	17,615	-	0	10,838	-
UNITED ARAB EMIRATES	38,037	3,312	-91.29	53,359	6,669	-87.5
BAHRAIN	78	32	-58.97	468	117	-75
CYPRUS	19,685	153	-99.22	3,995	750	-81.23
EGYPT	273	0	-100	551	0	-100
MOROCCO	15,605	7,575	-51.46	14,043	7,575	-46.06
REUNION	1,367	0	-100	375	0	-100
DJIBOUTI	600	0	-100	600	0	-100
SOUTH AFRICA	2,557	3,611	41.22	2,892	5,757	99.07
MAURITIUS	463	193	-58.32	1,760	1,161	-34.03

TABEL 5. PERKEMBANGAN EKSPOR INDONESIA MENURUT KOMODITI DAN NEGARA TUJUAN

JENIS BARANG	BERAT BERSIH (KG)		PERUB	NILAI FOB (US \$)		PERUB
	JAN-MAR 2005	JAN-MAR 2006	%	JAN-MAR 2005	JAN-MAR 2006	%
	(1)	(2)	(3)	(4)	(5)	(6)
AUSTRALIA	36,515	29,386	-19.52	133,447	107,453	-19.48
NEW ZEALAND	1,474	179	-87.86	2,802	286	-89.79
GUAM	0	25	-	0	76	-
EAST TIMOR	0	1,110	-	0	1,808	-
UNITED STATES	598,764	824,144	37.64	1,032,986	1,299,765	25.83
CANADA	31,128	27,918	-10.31	133,453	138,142	3.51
ARGENTINA	0	186	-	0	350	-
BRAZIL	2,204	1,137	-48.41	1,233	1,175	-4.7
COLOMBIA	262	2,000	663.36	624	10,000	1502.56
DOMINICAN REPUBLIC	0	4	-	0	24	-
HAITI	17,836	0	-100	17,123	0	-100
FRENCH POLYNESIA	19	0	-100	248	0	-100
MARTINIQUE	0	1	-	0	3	-
NETHERLANDS ANTILLES	36	11,374	31494.4	680	3,970	483.82
UNITED KINGDOM	44,595	35,535	-20.32	58,784	63,327	7.73
NETHERLANDS	140,411	137,589	-2.01	441,771	669,769	51.61
FRANCE	30,142	78,027	158.86	36,779	429,271	1067.16
GERMANY, FED. REP. OF	80,156	330,510	312.33	112,079	313,365	179.59
AUSTRIA	1,300	498	-61.69	3,092	1,446	-53.23
BELGIUM	6,678	18,697	179.98	8,130	18,383	126.11
SWITZERLAND	1,193	919	-22.97	1,662	7,040	323.59
DENMARK	76,157	134,055	76.02	392,151	644,705	64.4
NORWAY	2,046	561	-72.58	3,890	3,356	-13.73
SWEDEN	1,220	3,589	194.18	4,013	6,271	56.27
FINLAND	625	2,273	263.68	396	22,973	5701.26
ITALY	78,452	61,059	-22.17	299,899	201,292	-32.88
SPAIN	30,803	31,995	3.87	40,934	114,715	180.24
PORTUGAL	4,138	810	-80.43	4,331	1,425	-67.1
GREECE	12,733	8,514	-33.13	8,724	5,270	-39.59
HUNGARY	3,261	2,399	-26.43	5,501	31,210	467.35
POLAND	4,237	3,568	-15.79	6,211	29,960	382.37
KAZAKHSTAN	79	0	-100	150	0	-100
UKRAINE	759	589	-22.4	918	699	-23.86
LITHUANIA	791	1,660	109.86	1,854	4,906	164.62
ESTONIA	116	15,995	13688.8	144	11,084	7597.22
CROATIA	283	0	-100	1,023	0	-100
MALTA	34	55	61.76	161	189	17.39
SLOVENIA	40	0	-100	266	0	-100
CZECH REPUBLIC	3,432	2,067	-39.77	14,226	4,768	-66.48
RUSSIA FEDERATION	2,766	7,412	167.97	2,118	5,198	145.42
-KAYU LAPIS	692,170,563	438,769,870	-36.61	416,953,436	284,773,323	-31.7
JAPAN	268,910,220	181,173,662	-32.63	170,871,300	127,531,523	-25.36
HONG KONG	11,692,113	6,294,781	-46.16	6,016,177	3,317,533	-44.86
KOREA, REPUBLIC OF	45,595,249	24,824,156	-45.56	26,314,881	13,818,091	-47.49
TAIWAN	45,332,169	29,148,664	-35.7	21,399,231	13,877,752	-35.15
CHINA	73,095,501	39,533,456	-45.92	40,849,467	19,560,854	-52.11
THAILAND	3,406,035	1,434,854	-57.87	1,500,034	732,752	-51.15
SINGAPORE	7,084,883	5,989,308	-15.46	3,921,723	3,624,688	-7.57
MALAYSIA	1,589,587	280,260	-82.37	845,216	168,499	-80.06
VIET NAM	101,559	34,718	-65.81	98,347	21,251	-78.39
INDIA	219,443	243,963	11.17	138,850	165,555	19.23
PAKISTAN	21,607	0	-100	12,925	0	-100
BANGLADESH	93,750	0	-100	26,372	0	-100
SRI LANKA	92,084	14,000	-84.8	37,065	7,140	-80.74
IRAN (ISLAMIC REPUBLIC OF)	975,754	319,237	-67.28	669,278	220,865	-67
SAUDI ARABIA	30,170,784	20,091,717	-33.41	18,344,546	13,956,659	-23.92
KUWAIT	13,110,477	4,352,351	-66.8	8,315,760	2,966,199	-64.33
JORDAN	12,477,093	7,669,354	-38.53	8,784,682	5,021,005	-42.84
LEBANON	697,758	1,211,983	73.7	425,845	837,226	96.6

TABEL 5. PERKEMBANGAN EKSPOR INDONESIA MENURUT KOMODITI DAN NEGARA TUJUAN

JENIS BARANG	BERAT BERSIH (KG)		PERUB	NILAI FOB (US \$)		PERUB
	JAN-MAR 2005	JAN-MAR 2006	%	JAN-MAR 2005	JAN-MAR 2006	%
	(1)	(2)	(3)	(4)	(5)	(6)
YEMEN	3,918,433	2,768,041	-29.36	1,243,946	1,355,280	8.95
OMAN	1,730,702	80,296	-95.36	1,020,201	83,379	-91.83
SYRIA ARAB REPUBLIC	2,095,062	0	-100	1,105,316	0	-100
TURKEY	0	3,018,653	-	0	1,635,913	-
UNITED ARAB EMIRATES	35,195,784	12,469,346	-64.57	20,376,075	7,841,618	-61.52
QATAR	2,304,744	2,035,741	-11.67	1,396,521	1,226,746	-12.16
BAHRAIN	884,744	645,704	-27.02	527,799	329,604	-37.55
EGYPT	4,857,948	3,343,319	-31.18	1,851,153	1,810,384	-2.2
LIBYAN ARAB JAMAHIRIYA	0	390,677	-	0	177,222	-
ALGERIA	8,856,123	5,565,681	-37.15	4,485,848	3,255,841	-27.42
TOGO	3,951	0	-100	109,000	0	-100
ANGOLA	0	27,916	-	0	13,168	-
SEYCHELLES	16	0	-100	14	0	-100
SOUTH AFRICA	141,597	45,096	-68.15	81,030	25,542	-68.48
MAURITIUS	79,516	38,074	-52.12	50,688	26,353	-48.01
AUSTRALIA	6,932,090	5,794,506	-16.41	5,485,660	4,791,767	-12.65
NEW ZEALAND	179,853	31,023	-82.75	148,793	38,575	-74.07
UNITED STATES	57,398,672	45,469,609	-20.78	33,690,240	32,365,927	-3.93
CANADA	1,577,307	1,596,272	1.2	1,034,960	1,092,506	5.56
MEXICO	1,545,990	2,379,856	53.94	1,088,105	1,567,006	44.01
GUATEMALA	0	19,840	-	0	24,800	-
PANAMA	25,834	0	-100	17,353	0	-100
BRAZIL	53,460	162,608	204.17	36,887	105,383	185.69
TRINIDAD AND TOBAGO	27,279	76,211	179.38	17,982	56,089	211.92
JAMAICA	101,852	75,544	-25.83	81,069	57,895	-28.59
PUERTO RICO	24,798	74,147	199	23,498	67,748	188.31
COSTA RICA	54,600	0	-100	20,292	0	-100
UNITED KINGDOM	14,498,632	6,962,403	-51.98	9,028,675	4,338,892	-51.94
NETHERLANDS	8,246,864	6,486,009	-21.35	6,989,687	4,912,567	-29.72
FRANCE	1,925,642	740,566	-61.54	1,223,440	518,686	-57.6
GERMANY, FED. REP. OF	7,540,922	4,398,441	-41.67	5,883,461	3,515,003	-40.26
BELGIUM	13,637,775	8,374,986	-38.59	8,786,932	5,571,841	-36.59
DENMARK	979,238	0	-100	893,203	0	-100
NORWAY	79,067	218,949	176.92	56,500	176,258	211.96
SWEDEN	258,017	128,440	-50.22	130,858	90,141	-31.12
IRELAND	8,250	0	-100	12,045	0	-100
ITALY	2,129,132	2,687,888	26.24	1,318,743	1,835,593	39.19
GREECE	108,533	0	-100	91,591	0	-100
ANDORRA	0	35,162	-	0	23,106	-
LATVIA	0	12,402	-	0	14,898	-
MALTA	32,140	0	-100	28,891	0	-100
SLOVENIA	69,930	0	-100	45,281	0	-100
-KAYU GERGAJIAN	97,019,181	99,544,497	2.6	72,979,352	76,126,402	4.31
JAPAN	24,116,190	20,140,010	-16.49	25,689,354	20,188,505	-21.41
HONG KONG	1,020,010	502,413	-50.74	587,135	219,820	-62.56
KOREA, REPUBLIC OF	7,726,906	11,543,595	49.39	5,416,934	8,517,939	57.25
TAIWAN	26,738,532	24,207,611	-9.47	10,703,019	11,569,720	8.1
CHINA	8,663,290	10,454,454	20.68	3,252,146	4,103,469	26.18
MACAU	0	7,234	-	0	9,159	-
THAILAND	93,251	69,523	-25.45	118,598	77,719	-34.47
SINGAPORE	918,599	1,029,030	12.02	726,826	730,647	0.53
PHILIPPINES	5,250	16,379	211.98	9,996	16,243	62.49
MALAYSIA	1,959,135	4,524,499	130.94	1,181,732	2,357,063	99.46
VIET NAM	1,073,233	1,021,331	-4.84	384,845	305,253	-20.68
INDIA	0	24,200	-	0	10,230	-
SAUDI ARABIA	430,910	153,222	-64.44	299,200	118,415	-60.42
KUWAIT	110,110	165,197	50.03	64,095	102,123	59.33
JORDAN	144,444	553,930	283.49	75,774	431,497	469.45
LEBANON	0	305,444	-	0	237,341	-

TABEL 5. PERKEMBANGAN EKSPOR INDONESIA MENURUT KOMODITI DAN NEGARA TUJUAN

JENIS BARANG	BERAT BERSIH (KG)		PERUB	NILAI FOB (US \$)		PERUB
	JAN-MAR 2005	JAN-MAR 2006	%	JAN-MAR 2005	JAN-MAR 2006	%
	(1)	(2)	(3)	(4)	(5)	(6)
UNITED ARAB EMIRATES	180	41,646	23036.7	26	49,327	189619
QATAR	17,010	30,888	81.59	21,735	23,799	9.5
BAHRAIN	0	129,953	-	0	71,934	-
EGYPT	42,955	2,061,461	4699.12	27,469	1,175,115	4177.97
LIBYAN ARAB JAMAHIRIYA	0	3,009	-	0	18,393	-
REUNION	11,036	0	-100	8,641	0	-100
SOUTH AFRICA	66,496	356,889	436.71	67,214	392,450	483.88
COMOROS	71,738	0	-100	25,679	0	-100
AUSTRALIA	192,473	686,586	256.72	234,781	691,984	194.74
NEW ZEALAND	0	14,200	-	0	5,668	-
UNITED STATES	280,386	1,044,137	272.39	396,904	902,788	127.46
CANADA	37,302	148,790	298.88	36,700	155,107	322.63
GUATEMALA	204,064	102,185	-49.93	100,679	50,380	-49.96
COSTA RICA	23,802	0	-100	36,612	0	-100
FRENCH POLYNESIA	11,392	0	-100	5,699	0	-100
NETHERLANDS ANTILLES	0	48,964	-	0	89,490	-
GUADELOUPE	0	9,273	-	0	15,078	-
UNITED KINGDOM	114,879	98,378	-14.36	155,994	195,023	25.02
NETHERLANDS	4,766,929	4,384,738	-8.02	5,115,583	5,409,851	5.75
FRANCE	232,972	322,374	38.37	310,212	397,960	28.29
GERMANY, FED. REP. OF	11,144,405	9,217,431	-17.29	10,563,336	10,738,860	1.66
BELGIUM	888,780	1,142,141	28.51	951,582	1,347,204	41.58
LUXEMBOURG	21,104	0	-100	32,816	0	-100
DENMARK	202,531	135,034	-33.33	212,393	169,288	-20.29
NORWAY	1,809	0	-100	16,950	0	-100
SWEDEN	90	0	-100	6	0	-100
IRELAND	0	14,500	-	0	6,534	-
ITALY	4,582,481	3,509,449	-23.42	4,703,283	3,341,067	-28.96
SPAIN	36,599	46,620	27.38	53,768	54,945	2.19
GREECE	225,152	114,105	-49.32	251,585	148,068	-41.15
HUNGARY	5	0	-100	26	0	-100
POLAND	732,738	1,125,332	53.58	1,043,495	1,661,551	59.23
BULGARIA	21,000	0	-100	25,330	0	-100
UKRAINE	45,739	15,742	-65.58	22,001	8,631	-60.77
SLOVENIA	31,230	0	-100	41,831	0	-100
CZECH REPUBLIC	12,044	0	-100	7,368	0	-100
RUSSIA FEDERATION	0	22,600	-	0	10,764	-
-KAYU OLAHAN LAIN	545,661,167	511,487,913	-6.26	362,835,829	351,991,906	-2.99
JAPAN	102,793,478	99,824,960	-2.89	57,970,236	43,475,375	-25
HONG KONG	12,336,921	9,545,587	-22.63	6,821,461	5,207,810	-23.66
KOREA, REPUBLIC OF	34,933,749	25,139,070	-28.04	14,648,300	17,627,237	20.34
TAIWAN	43,828,120	24,376,422	-44.38	11,632,259	8,610,790	-25.97
CHINA	114,514,862	130,361,753	13.84	38,015,464	34,747,507	-8.6
THAILAND	373,188	583,507	56.36	156,899	415,749	164.98
SINGAPORE	11,564,003	8,751,080	-24.32	6,252,501	5,780,044	-7.56
PHILIPPINES	2,748,241	5,408,358	96.79	532,056	1,414,086	165.78
MALAYSIA	9,418,934	12,057,670	28.02	4,025,712	4,418,946	9.77
MYANMAR (FORM. BURMA)	1,409	0	-100	4,986	0	-100
CAMBODIA	0	1,154	-	0	900	-
BRUNEI DARUSSALAM	72,618	34,960	-51.86	59,326	36,927	-37.76
LAO PEOPLE'S DEMOCRATIC REPUBLIC	34,328	0	-100	12,770	0	-100
VIET NAM	5,243,460	7,273,144	38.71	2,051,955	2,079,826	1.36
MALDIVES	85,800	176,683	105.92	198,787	332,068	67.05
INDIA	274,527	6,166,939	2146.39	348,637	3,019,353	766.04
PAKISTAN	490,691	445,402	-9.23	321,392	466,434	45.13
BANGLADESH	200	250	25	867	132	-84.78
SRI LANKA	96,098	178,468	85.71	89,879	249,636	177.75
IRAN (ISLAMIC REPUBLIC OF)	114,537	68,335	-40.34	57,895	75,490	30.39
SAUDI ARABIA	20,544,584	11,690,331	-43.1	5,584,273	2,578,424	-53.83

TABEL 5. PERKEMBANGAN EKSPOR INDONESIA MENURUT KOMODITI DAN NEGARA TUJUAN

JENIS BARANG	BERAT BERSIH (KG)		PERUB	NILAI FOB (US \$)		PERUB
	JAN-MAR 2005	JAN-MAR 2006	%	JAN-MAR 2005	JAN-MAR 2006	%
	(1)	(2)	(3)	(4)	(5)	(6)
KUWAIT	1,244,976	1,344,472	7.99	488,623	370,454	-24.18
JORDAN	2,221,151	117,918	-94.69	788,998	90,338	-88.55
LEBANON	2,457	61,820	2416.08	7,475	157,351	2005.03
YEMEN	3,401,938	1,006,004	-70.43	892,057	246,705	-72.34
OMAN	11,997	18,300	52.54	15,010	9,891	-34.1
SYRIA ARAB REPUBLIC	2,298,919	0	-100	347,805	0	-100
TURKEY	2,106,110	977,675	-53.58	2,184,285	1,079,960	-50.56
UNITED ARAB EMIRATES	1,603,101	2,388,573	49	991,949	1,302,736	31.33
QATAR	1,296,559	253,279	-80.47	385,927	160,034	-58.53
BAHRAIN	284,785	44,778	-84.28	88,858	33,780	-61.98
CYPRUS	43,672	40,317	-7.68	46,763	81,274	73.8
EGYPT	199,062	4,692,369	2257.24	277,651	763,433	174.96
LIBYAN ARAB JAMAHIRIYA	135	0	-100	173	0	-100
MOROCCO	493	18,578	3668.36	434	47,407	10823.3
TUNISIA	43,194	4,709	-89.1	68,586	35,146	-48.76
ALGERIA	743,067	619,725	-16.6	440,092	191,613	-56.46
SUDAN	11,830	21,515	81.87	11,828	40,020	238.35
ETHIOPIA	303	0	-100	265	0	-100
TANZANIA, UNITED REPUBLIC OF	0	1,080	-	0	4,126	-
MADAGASCAR	466	9,483	1934.98	1,230	6,402	420.49
SOMALIA	29,705	16,157	-45.61	59,360	50,505	-14.92
KENYA	82	593	623.17	626	666	6.39
REUNION	202,890	107,763	-46.89	217,491	129,401	-40.5
MOZAMBIQUE	29,413	0	-100	25,018	0	-100
TOGO	0	8,400	-	0	14,280	-
GUINEA	1,525	0	-100	1,321	0	-100
CONGO	203	26	-87.19	104	472	353.85
NIGERIA	1,998	7,120	256.36	600	12,936	2056
GABON	1,132	0	-100	1,045	0	-100
COTE D'IVOIRE	4,800	0	-100	4,067	0	-100
SENEGAL	0	1,506	-	0	3,266	-
U.S. VIRGIN ISLANDS	10,754	1,429	-86.71	35,928	3,645	-89.85
SEYCHELLES	4,884	37,535	668.53	21,168	77,328	265.31
CENTRAL AFRICAN REPUBLIC	96,999	0	-100	44,697	0	-100
NIGER	17,475	0	-100	23,008	0	-100
SOUTH AFRICA	3,859,408	4,246,775	10.04	3,241,696	4,065,022	25.4
MAURITIUS	80,842	30,235	-62.6	80,799	47,391	-41.35
VIRGIN ISLANDS (BRITISH)	28,580	18,000	-37.02	35,000	10,524	-69.93
AUSTRALIA	30,224,488	24,184,005	-19.99	27,686,435	25,337,178	-8.49
NEW ZEALAND	3,741,692	3,637,110	-2.8	3,033,633	3,265,285	7.64
MICRONESIA, FEDERATED STATES OF	5,337	0	-100	7,465	0	-100
GUAM	10,985	41,858	281.05	24,189	143,695	494.05
PALAU	3,306	67	-97.97	4,149	488	-88.24
NEW CALEDONIA	69,964	143,390	104.95	110,903	223,902	101.89
NORTHERN MARIANA ISLANDS	11,691	13,769	17.77	21,157	22,109	4.5
SAINT VINCENT AND THE GRENADINES	5,756	0	-100	2,431	0	-100
VANUATU	2,191	22,071	907.35	3,735	15,500	314.99
WALLIS AND FUTUNA ISLANDS	0	7,361	-	0	10,187	-
BRITISH INDIAN OCEAN TERRITORY	1,158	0	-100	12,720	0	-100
AMERICAN SAMOA	45,198	0	-100	46,575	0	-100
COOK ISLANDS	8,111	1,589	-80.41	12,874	6,300	-51.06
FIJI	32,592	16,856	-48.28	56,574	39,923	-29.43
SAMOA	1,406	0	-100	989	0	-100
TONGA	2,535	0	-100	3,894	0	-100
CHRISTMAS ISLANDS	500	2,060	312	1,750	5,669	223.94
EAST TIMOR	211	25,049	11771.6	209	45,350	21598.6
UNITED STATES	30,016,668	31,913,315	6.32	52,102,756	63,929,605	22.7
CANADA	2,239,722	2,396,189	6.99	3,454,739	4,038,396	16.89
MEXICO	214,872	337,793	57.21	351,599	867,852	146.83

TABEL 5. PERKEMBANGAN EKSPOR INDONESIA MENURUT KOMODITI DAN NEGARA TUJUAN

JENIS BARANG	BERAT BERSIH (KG)		PERUB	NILAI FOB (US \$)		PERUB
	JAN-MAR 2005	JAN-MAR 2006	%	JAN-MAR 2005	JAN-MAR 2006	%
	(1)	(2)	(3)	(4)	(5)	(6)
GUATEMALA	3,233	0	-100	4,478	0	-100
PANAMA	21,300	57,455	169.74	58,695	52,870	-9.92
CUBA	0	58	-	0	93	-
CURACAO	327,855	0	-100	54,022	0	-100
SURINAME	0	1,159	-	0	5,468	-
CHILE	72,295	99,270	37.31	139,733	165,117	18.17
VENEZUELA	37,103	16,693	-55.01	103,554	18,209	-82.42
ARGENTINA	12,559	35,406	181.92	21,719	43,970	102.45
BRAZIL	137,054	91,791	-33.03	215,012	173,010	-19.53
COLOMBIA	20,918	35,805	71.17	29,826	44,000	47.52
URUGUAY	10,077	708	-92.97	30,684	1,400	-95.44
ECUADOR	4,078	0	-100	4,033	0	-100
PERU	1,162	8	-99.31	2,929	236	-91.94
TRINIDAD AND TOBAGO	0	41	-	0	60	-
BAHAMAS	26,956	9,282	-65.57	12,088	5,086	-57.93
JAMAICA	19,050	28,119	47.61	49,943	63,404	26.95
PUERTO RICO	14,352	63,206	340.4	34,414	138,990	303.88
BELIZE	0	4,364	-	0	18,364	-
DOMINICAN REPUBLIC	73,843	35,788	-51.54	131,104	34,271	-73.86
EL SALVADOR	0	7,005	-	0	14,478	-
COSTA RICA	29,282	32,117	9.68	30,989	27,411	-11.55
BARBADOS	32	2,694	8318.75	28	2,345	8275
ANTIGUA AND BARBUDA	2,566	1,207	-52.96	2,573	812	-68.44
ANGUILLA	7,866	0	-100	23,099	0	-100
ARUBA	11,561	2,977	-74.25	13,650	4,681	-65.71
BERMUDA	1,608	2,878	78.98	12,548	19,494	55.36
CAYMAN ISLANDS	7,479	0	-100	9,630	0	-100
DOMINICA	997	0	-100	2,571	0	-100
FALKLAND ISLANDS (MALVINAS)	0	3,616	-	0	13,475	-
FRENCH GUIANA	1,413	6,726	376.01	1,012	8,876	777.08
FRENCH POLYNESIA	176,824	213,049	20.49	140,060	248,630	77.52
GRENADA	22,545	0	-100	16,227	0	-100
MARTINIQUE	13,159	9,945	-24.42	15,829	33,974	114.63
NETHERLANDS ANTILLES	31,942	20,962	-34.37	26,519	29,896	12.73
NORFOLK ISLANDS	0	3,049	-	0	4,229	-
SAINT LUCIA	966	1,825	88.92	3,875	2,595	-33.03
TURKS AND CAICOS ISLANDS	126,377	155,747	23.24	164,620	150,881	-8.35
GUADELOUPE	36,214	32,669	-9.79	77,680	37,923	-51.18
SAINT KITTS AND NEVIS	12	23	91.67	118	41	-65.25
UNITED KINGDOM	14,572,915	9,984,770	-31.48	20,464,143	16,192,162	-20.88
NETHERLANDS	26,184,659	25,082,067	-4.21	24,601,465	26,520,295	7.8
FRANCE	8,240,305	7,460,133	-9.47	9,893,603	9,930,035	0.37
GERMANY, FED. REP. OF	13,095,231	14,826,027	13.22	14,415,150	17,147,193	18.95
AUSTRIA	32,305	95,392	195.29	93,914	253,449	169.87
BELGIUM	13,534,276	12,067,462	-10.84	11,465,562	11,371,919	-0.82
SWITZERLAND	146,685	82,254	-43.92	269,992	217,431	-19.47
DENMARK	2,680,829	2,341,136	-12.67	3,654,882	3,348,967	-8.37
NORWAY	2,574,688	1,909,565	-25.83	4,214,273	3,774,857	-10.43
SWEDEN	784,241	756,633	-3.52	1,572,016	1,377,439	-12.38
FINLAND	1,031,937	688,016	-33.33	1,527,776	867,946	-43.19
IRELAND	1,215,604	1,008,212	-17.06	1,746,521	1,924,345	10.18
ITALY	6,438,465	5,581,578	-13.31	10,430,314	9,113,503	-12.62
SPAIN	2,480,012	2,609,792	5.23	4,005,606	4,737,478	18.27
PORTUGAL	1,019,000	620,166	-39.14	1,749,343	1,134,931	-35.12
ICELAND	17,646	22	-99.88	18,212	48	-99.74
MONTSERRAT	0	7,425	-	0	28,463	-
GREECE	769,066	622,021	-19.12	993,281	974,792	-1.86
HUNGARY	33,337	88,106	164.29	58,071	118,817	104.61
POLAND	1,930,357	2,048,520	6.12	1,660,223	2,031,496	22.36

TABEL 5. PERKEMBANGAN EKSPOR INDONESIA MENURUT KOMODITI DAN NEGARA TUJUAN

JENIS BARANG	BERAT BERSIH (KG)		PERUB	NILAI FOB (US \$)		PERUB
	JAN-MAR 2005	JAN-MAR 2006	%	JAN-MAR 2005	JAN-MAR 2006	%
	(1)	(2)	(3)	(4)	(5)	(6)
ROMANIA	4,816	1,929	-59.95	5,908	4,850	-17.91
BULGARIA	30,119	66,785	121.74	97,501	88,015	-9.73
YUGOSLAVIA	61,033	24,708	-59.52	70,366	25,167	-64.23
AZERBAIJAN	36,972	0	-100	33,597	0	-100
KAZAKHSTAN	17,615	33,997	93	27,361	40,994	49.83
UKRAINE	156,975	133,669	-14.85	153,733	162,780	5.88
UZBEKISTAN	1	0	-100	5	0	-100
LITHUANIA	369,573	478,916	29.59	365,925	500,597	36.8
LATVIA	96,907	122,872	26.79	110,566	134,852	21.97
ESTONIA	7,232	18,974	162.36	13,746	21,262	54.68
GEORGIA	10,400	735	-92.93	39,863	3,470	-91.3
CROATIA	109,480	171,228	56.4	148,036	206,450	39.46
BOSNIA AND HERZEGOVINA	35,925	0	-100	19,121	0	-100
MALTA	26,415	21,933	-16.97	34,691	23,341	-32.72
SLOVAKIA	20	12,208	60940	459	13,084	2750.54
SLOVENIA	68,161	122,579	79.84	92,475	209,260	126.29
CZECH REPUBLIC	86,410	93,305	7.98	56,656	99,752	76.07
RUSSIA FEDERATION	515,841	406,447	-21.21	743,843	503,898	-32.26
-TIMAH	28,141,323	31,872,487	13.26	196,006,383	212,116,046	8.22
JAPAN	242,076	2,525,160	943.13	1,701,734	12,578,542	639.16
HONG KONG	267,634	1,011,235	277.84	1,569,576	6,931,699	341.63
KOREA, REPUBLIC OF	75,804	193,985	155.9	560,462	1,357,128	142.14
TAIWAN	41,656	1,565,829	3658.95	352,019	4,802,145	1264.17
CHINA	762,785	411,377	-46.07	5,507,195	2,562,583	-53.47
THAILAND	2,697,740	4,169,521	54.56	17,183,089	27,844,351	62.05
SINGAPORE	21,092,695	20,167,468	-4.39	155,220,105	145,314,568	-6.38
PHILIPPINES	6,573	14,911	126.85	42,635	81,823	91.92
MALAYSIA	1,537,657	1,078,909	-29.83	8,390,646	6,653,535	-20.7
VIET NAM	385	227,146	58899	1,000	1,518,091	151709
INDIA	20,000	109,211	446.06	165,652	334,567	101.97
PAKISTAN	657,065	7,717	-98.83	117,678	57,600	-51.05
UNITED ARAB EMIRATES	999	619	-38.04	3,550	4,550	28.17
AUSTRALIA	21,149	31,679	49.79	55,305	98,108	77.39
UNITED STATES	1,548	266,430	17111.2	27,744	1,607,821	5695.2
CANADA	298	0	-100	2,112	0	-100
UNITED KINGDOM	42,000	0	-100	294,000	0	-100
NETHERLANDS	632,579	50,681	-91.99	4,771,921	299,526	-93.72
GERMANY, FED. REP. OF	40,680	40,609	-0.17	39,960	69,409	73.7
-ALUMINIUM	77,813,722	85,075,859	9.33	168,439,160	212,583,761	26.21
JAPAN	43,559,674	53,641,211	23.14	80,567,653	123,135,370	52.83
HONG KONG	484,355	703,261	45.2	1,104,960	1,831,102	65.72
KOREA, REPUBLIC OF	3,562,757	1,784,716	-49.91	6,212,675	3,258,068	-47.56
TAIWAN	724,643	1,760,638	142.97	2,064,645	4,667,916	126.09
CHINA	453,962	874,229	92.58	916,947	1,898,714	107.07
PAPUA NEW GUINEA	149,749	178,657	19.3	511,893	507,611	-0.84
THAILAND	1,674,660	1,465,492	-12.49	5,373,076	4,405,765	-18
SINGAPORE	2,222,738	3,791,129	70.56	7,012,003	10,255,139	46.25
PHILIPPINES	2,960,244	2,674,593	-9.65	8,511,526	7,392,018	-13.15
MALAYSIA	7,817,884	2,915,789	-62.7	17,133,314	8,047,016	-53.03
MYANMAR (FORM. BURMA)	44,944	0	-100	164,504	0	-100
BRUNEI DARUSSALAM	15,977	7,408	-53.63	62,724	19,667	-68.65
VIET NAM	222,378	130,139	-41.48	538,813	419,926	-22.06
MALDIVES	13,432	1,120	-91.66	35,733	2,197	-93.85
INDIA	201,364	344,529	71.1	703,268	1,180,053	67.8
PAKISTAN	70,900	476	-99.33	181,606	1,814	-99
BANGLADESH	270,511	76,332	-71.78	700,145	303,168	-56.7
SRI LANKA	20,072	74,462	270.97	77,145	237,423	207.76
IRAN (ISLAMIC REPUBLIC OF)	136,606	18,542	-86.43	337,365	57,091	-83.08
SAUDI ARABIA	28,998	164,929	468.76	54,015	510,905	845.86

TABEL 5. PERKEMBANGAN EKSPOR INDONESIA MENURUT KOMODITI DAN NEGARA TUJUAN

JENIS BARANG	BERAT BERSIH (KG)		PERUB	NILAI FOB (US \$)		PERUB
	JAN-MAR 2005	JAN-MAR 2006	%	JAN-MAR 2005	JAN-MAR 2006	%
	(1)	(2)	(3)	(4)	(5)	(6)
KUWAIT	0	2,613	-	0	8,438	-
YEMEN	482,400	0	-100	1,093,271	0	-100
TURKEY	3,324	14,304	330.32	16,359	60,517	269.93
UNITED ARAB EMIRATES	97,789	73,445	-24.89	318,049	278,725	-12.36
MOROCCO	13,509	27,018	100	47,322	98,830	108.85
TUNISIA	0	8,926	-	0	32,352	-
SUDAN	0	418,333	-	0	1,248,562	-
ETHIOPIA	286,347	4,969,531	1635.49	673,550	13,781,054	1946.03
MADAGASCAR	5	7,084	141580	15	17,564	116993
REUNION	7,849	0	-100	28,667	0	-100
TOGO	0	24,888	-	0	71,014	-
GHANA	0	496	-	0	4,060	-
GUINEA	11,999	0	-100	27,480	0	-100
NIGERIA	0	730	-	0	4,448	-
SENEGAL	23	25,005	108617	40	81,900	204650
SEYCHELLES	0	16,923	-	0	72,464	-
SOUTH AFRICA	38,413	52,656	37.08	168,268	185,875	10.46
MAURITIUS	124,608	256,298	105.68	387,210	710,719	83.55
AUSTRALIA	1,364,789	693,409	-49.19	3,795,906	2,385,714	-37.15
NEW ZEALAND	182,448	145,411	-20.3	476,145	479,172	0.64
PALAU	0	1	-	0	12	-
NEW CALEDONIA	1,039	98,907	9419.44	2,473	242,007	9685.97
VANUATU	1	0	-100	1	0	-100
FIJI	32,799	46,768	42.59	69,919	125,544	79.56
MARSHALL ISLANDS	2,406	0	-100	52,637	0	-100
EAST TIMOR	461	793	72.02	381	1,117	193.18
UNITED STATES	9,598,170	6,381,799	-33.51	25,563,770	20,207,981	-20.95
CANADA	552,449	762,538	38.03	1,720,438	2,318,883	34.78
MEXICO	853	3	-99.65	5,561	66	-98.81
CHILE	5,893	11,432	93.99	32,782	67,620	106.27
BRAZIL	15,751	2,200	-86.03	34,713	10,900	-68.6
COLOMBIA	0	17,665	-	0	55,115	-
PERU	0	2	-	0	8	-
BAHAMAS	2,600	0	-100	11,908	0	-100
EL SALVADOR	0	1	-	0	20	-
HAITI	9,037	5,258	-41.82	20,140	23,067	14.53
ANTIGUA AND BARBUDA	0	8	-	0	159	-
FRENCH POLYNESIA	1,251	48	-96.16	789	90	-88.59
GUADELOUPE	1	34	3300	1	60	5900
UNITED KINGDOM	83,142	140,349	68.81	406,262	628,394	54.68
NETHERLANDS	45,098	48,269	7.03	193,890	266,189	37.29
FRANCE	53,061	84,110	58.52	286,421	486,528	69.86
GERMANY, FED. REP. OF	44,940	14,528	-67.67	268,028	48,497	-81.91
BELGIUM	31,742	28,317	-10.79	113,419	109,426	-3.52
SWITZERLAND	988	8,744	785.02	6,559	15,296	133.21
DENMARK	0	1,712	-	0	14,120	-
SWEDEN	10,866	2,200	-79.75	40,642	6,250	-84.62
ITALY	43,403	45,026	3.74	197,284	166,599	-15.55
SPAIN	17,403	13,204	-24.13	54,836	48,004	-12.46
PORTUGAL	2,500	0	-100	5,880	0	-100
GREECE	43	1,970	4481.4	135	3,091	2189.63
HUNGARY	5,110	626	-87.75	44,610	25,375	-43.12
ROMANIA	164	0	-100	492	0	-100
CROATIA	3,200	6,150	92.19	8,897	19,802	122.57
MALTA	0	2,332	-	0	13,014	-
CZECH REPUBLIC	0	6,143	-	0	28,156	-
-NIKEL	29,313,476	17,671,750	-39.71	257,847,095	154,161,263	-40.21
JAPAN	29,046,756	17,609,982	-39.37	257,326,098	153,877,581	-40.2
HONG KONG	5,144	0	-100	7,758	0	-100

TABEL 5. PERKEMBANGAN EKSPOR INDONESIA MENURUT KOMODITI DAN NEGARA TUJUAN

JENIS BARANG	BERAT BERSIH (KG)		PERUB	NILAI FOB (US \$)		PERUB
	JAN-MAR 2005	JAN-MAR 2006	%	JAN-MAR 2005	JAN-MAR 2006	%
	(1)	(2)	(3)	(4)	(5)	(6)
TAIWAN	15,440	0	-100	30,880	0	-100
CHINA	22,390	35,418	58.19	44,780	77,507	73.08
SINGAPORE	162,411	8,231	-94.93	347,693	105,613	-69.62
INDIA	21,380	0	-100	42,760	0	-100
AUSTRALIA	0	132	-	0	330	-
UNITED STATES	0	17,958	-	0	99,650	-
UNITED KINGDOM	2,141	0	-100	8,796	0	-100
NETHERLANDS	37,814	29	-99.92	38,330	582	-98.48
-BESI/BAJA	359,919,317	570,798,938	58.59	336,498,508	412,808,518	22.68
JAPAN	33,630,061	14,777,334	-56.06	39,971,292	23,803,648	-40.45
HONG KONG	1,231,120	1,618,779	31.49	2,197,310	2,422,867	10.27
KOREA, REPUBLIC OF	5,905,909	9,940,777	68.32	10,193,268	7,984,374	-21.67
TAIWAN	15,869,372	11,705,111	-26.24	7,856,875	13,581,146	72.86
CHINA	13,686,493	59,919,448	337.8	16,356,490	21,791,185	33.23
MACAU	318	0	-100	4,011	0	-100
PAPUA NEW GUINEA	2,185,661	1,143,468	-47.68	3,132,901	1,693,717	-45.94
THAILAND	10,298,771	11,528,111	11.94	11,833,590	14,153,345	19.6
SINGAPORE	48,503,365	146,691,086	202.43	56,217,813	95,616,945	70.08
PHILIPPINES	4,971,601	8,249,719	65.94	5,595,467	5,743,301	2.64
MALAYSIA	36,137,878	27,140,053	-24.9	24,556,631	16,282,646	-33.69
MYANMAR (FORM. BURMA)	377,004	321,105	-14.83	813,717	1,833,421	125.31
CAMBODIA	0	379	-	0	10,937	-
BRUNEI DARUSSALAM	116,520	140,599	20.67	196,605	239,728	21.93
VIET NAM	7,537,119	16,736,422	122.05	6,370,233	12,667,126	98.85
MALDIVES	118,546	20,090	-83.05	193,343	70,915	-63.32
INDIA	8,365,480	64,954,156	676.45	10,305,044	25,567,434	148.11
PAKISTAN	2,743,915	9,101,683	231.7	1,456,484	5,943,137	308.05
BANGLADESH	259,517	1,153,638	344.53	215,641	680,697	215.66
SRI LANKA	3,224,231	4,010,581	24.39	2,184,977	1,946,775	-10.9
IRAN (ISLAMIC REPUBLIC OF)	12,187,217	6,558,786	-46.18	7,110,660	3,575,824	-49.71
SAUDI ARABIA	24,786,928	5,253,649	-78.8	8,971,968	3,009,000	-66.46
KUWAIT	2,802,907	2,296,760	-18.06	1,392,206	2,892,086	107.73
LEBANON	0	10,274	-	0	34,109	-
YEMEN	475,657	501,273	5.39	651,701	769,232	18.03
OMAN	23,109	13,866	-40	61,687	46,260	-25.01
SYRIA ARAB REPUBLIC	0	1,729,260	-	0	3,582,952	-
TURKEY	874,943	279,542	-68.05	1,267,909	416,069	-67.18
UNITED ARAB EMIRATES	11,960,023	8,228,670	-31.2	10,175,453	6,787,871	-33.29
QATAR	2,616,442	5,176,375	97.84	4,713,002	5,927,727	25.77
BAHRAIN	11,554	6,838,157	59084.3	36,074	3,382,237	9275.83
CYPRUS	210,512	7,640	-96.37	862,625	43,421	-94.97
EGYPT	2,226,170	1,683,785	-24.36	2,852,977	3,028,056	6.14
LIBYAN ARAB JAMAHIRIYA	0	108,979	-	0	279,871	-
MOROCCO	3,304	10,796	226.76	13,649	45,581	233.95
TUNISIA	496	0	-100	1,250	0	-100
ALGERIA	2,061	915,966	44342.8	17,007	3,327,990	19468.4
SUDAN	0	5,565	-	0	10,719	-
ERITREA	133,448	0	-100	113,159	0	-100
ETHIOPIA	63	0	-100	55	0	-100
TANZANIA, UNITED REPUBLIC OF	29,515	0	-100	24,671	0	-100
MADAGASCAR	115	360,691	313544	170	221,560	130229
KENYA	6,198	71,431	1052.48	23,650	195,798	727.9
REUNION	5,844	5,071	-13.23	13,818	16,781	21.44
MOZAMBIQUE	3,537	0	-100	2,074	0	-100
TOGO	4,958	7,144	44.09	5,540	19,425	250.63
GHANA	24,352	0	-100	26,845	0	-100
GUINEA	0	543,587	-	0	159,025	-
ANGOLA	760	0	-100	14,220	0	-100
CONGO	0	34,033	-	0	22,429	-

TABEL 5. PERKEMBANGAN EKSPOR INDONESIA MENURUT KOMODITI DAN NEGARA TUJUAN

JENIS BARANG	BERAT BERSIH (KG)		PERUB	NILAI FOB (US \$)		PERUB
	JAN-MAR 2005	JAN-MAR 2006	%	JAN-MAR 2005	JAN-MAR 2006	%
	(1)	(2)	(3)	(4)	(5)	(6)
CAMEROON	18,167	16,516	-9.09	37,699	31,362	-16.81
NIGERIA	218,084	1,214,640	456.96	514,187	2,027,261	294.27
GABON	24	0	-100	23	0	-100
COTE D'IVOIRE	454	7,148	1474.45	250	19,590	7736
SENEGAL	0	2,737	-	0	3,961	-
MAURITANIA	0	4,852	-	0	8,738	-
SEYCHELLES	440,625	949,567	115.5	326,973	843,747	158.05
UGANDA	140	1	-99.29	320	12	-96.25
NIGER	146,260	0	-100	428,044	0	-100
SOUTH AFRICA	792,671	817,039	3.07	606,203	676,611	11.61
MAURITIUS	1,161,485	1,236,995	6.5	1,724,370	1,800,522	4.42
VIRGIN ISLANDS (BRITISH)	9	0	-100	37	0	-100
AUSTRALIA	8,032,880	20,726,413	158.02	8,404,390	14,969,946	78.12
NEW ZEALAND	1,759,949	1,710,700	-2.8	1,594,726	1,381,649	-13.36
MICRONESIA, FEDERATED STATES OF	2,158	0	-100	3,874	0	-100
GUAM	574	5,854	919.86	1,597	5,133	221.42
PALAU	0	2	-	0	72	-
NEW CALEDONIA	16,827	11,807	-29.83	18,103	15,118	-16.49
NORTHERN MARIANA ISLANDS	643	41	-93.62	1,963	74	-96.23
SAINT VINCENT AND THE GRENADINES	153	0	-100	65	0	-100
VANUATU	20	780	3800	33	552	1572.73
WALLIS AND FUTUNA ISLANDS	0	243	-	0	311	-
COOK ISLANDS	18	46	155.56	199	223	12.06
FIJI	57,176	35,802	-37.38	71,263	28,826	-59.55
MARSHALL ISLANDS	0	2,873	-	0	7,020	-
SAMOA	40	0	-100	3,175	0	-100
TONGA	1,794	0	-100	951	0	-100
CHRISTMAS ISLANDS	25,418	200	-99.21	34,504	200	-99.42
EAST TIMOR	371,292	255,689	-31.14	301,222	205,098	-31.91
UNITED STATES	11,303,767	14,498,104	28.26	17,841,337	19,547,491	9.56
CANADA	2,291,215	16,289,453	610.95	3,363,502	7,649,434	127.42
MEXICO	34,715	8,791	-74.68	106,069	30,800	-70.96
GUATEMALA	31,387	52,763	68.1	74,654	120,387	61.26
PANAMA	0	4,902	-	0	29,096	-
CHILE	5,952	14,388	141.73	12,771	116,168	809.62
VENEZUELA	0	8,427	-	0	38,936	-
ARGENTINA	34,487	47,590	37.99	78,271	286,802	266.42
BRAZIL	399,635	120,936	-69.74	407,606	207,794	-49.02
COLOMBIA	392	351	-10.46	1,714	403	-76.49
PERU	5,710	14,870	160.42	18,301	72,720	297.36
JAMAICA	24	7,382	30658.3	46	12,810	27747.8
PUERTO RICO	1	93	9200	7	530	7471.43
DOMINICAN REPUBLIC	155	118	-23.87	219	155	-29.22
COSTA RICA	9,410	4,048	-56.98	49,683	2,147	-95.68
ANTIGUA AND BARBUDA	0	5,208	-	0	2,325	-
ANGUILLA	335	0	-100	779	0	-100
BERMUDA	50	11	-78	395	346	-12.41
CAYMAN ISLANDS	297	0	-100	350	0	-100
FALKLAND ISLANDS (MALVINAS)	0	43	-	0	163	-
FRENCH POLYNESIA	769	12,244	1492.2	1,000	33,418	3241.8
MARTINIQUE	2,444	156	-93.62	1,407	401	-71.5
NETHERLANDS ANTILLES	24	2,848	11766.7	389	27,104	6867.61
GUADELOUPE	1,179	415	-64.8	3,552	493	-86.12
UNITED KINGDOM	586,884	10,111,518	1622.92	1,676,727	5,181,917	209.05
NETHERLANDS	31,027,900	36,281,791	16.93	22,513,186	28,293,175	25.67
FRANCE	224,624	341,718	52.13	826,350	1,000,347	21.06
GERMANY, FED. REP. OF	12,122,112	9,797,434	-19.18	9,853,950	5,965,390	-39.46
AUSTRIA	68	212	211.76	133	689	418.05
BELGIUM	8,744,081	7,652,297	-12.49	6,872,863	5,024,617	-26.89

TABEL 5. PERKEMBANGAN EKSPOR INDONESIA MENURUT KOMODITI DAN NEGARA TUJUAN

JENIS BARANG	BERAT BERSIH (KG)		PERUB	NILAI FOB (US \$)		PERUB
	JAN-MAR 2005	JAN-MAR 2006	%	JAN-MAR 2005	JAN-MAR 2006	%
	(1)	(2)	(3)	(4)	(5)	(6)
SWITZERLAND	48,570	5,321,548	10856.5	83,590	17,465,632	20794.4
DENMARK	71,838	5,897,994	8110.13	172,880	3,008,553	1640.26
NORWAY	3,726	777	-79.15	6,934	21,982	217.02
SWEDEN	10,075	30,662	204.34	20,589	59,961	191.23
FINLAND	2,194	15,151	590.57	7,590	77,687	923.54
IRELAND	1,549	932	-39.83	2,147	1,358	-36.75
ITALY	797,333	6,782,752	750.68	1,394,397	4,826,184	246.11
SPAIN	17,126,656	373,316	-97.82	13,064,151	1,390,771	-89.35
PORTUGAL	8,317,840	4,761	-99.94	5,841,061	30,123	-99.48
GREECE	16,649	32,309	94.06	26,474	67,783	156.04
CZECHOSLOVAKIA	16,703	0	-100	11,264	0	-100
HUNGARY	631	542	-14.1	1,125	904	-19.64
POLAND	4,986	20,595	313.06	11,848	48,122	306.16
ROMANIA	243	0	-100	272	0	-100
BULGARIA	66,944	695	-98.96	50,850	1,238	-97.57
AZERBAIJAN	0	17,391	-	0	22,608	-
UKRAINE	5,415	6,941	28.18	17,817	29,975	68.24
UZBEKISTAN	120	0	-100	1,010	0	-100
GEORGIA	0	67	-	0	322	-
CROATIA	145	0	-100	450	0	-100
MALTA	0	32	-	0	37	-
SLOVAKIA	0	146	-	0	323	-
SLOVENIA	0	5,610	-	0	16,226	-
CZECH REPUBLIC	81	3,836	4635.8	466	27,871	5880.9
RUSSIA FEDERATION	147	210,986	143428	99	211,407	213442
-TEMBAGA	68,753,209	72,807,029	5.9	271,325,586	426,364,018	57.14
JAPAN	880,736	592,732	-32.7	57,028,122	33,081,420	-41.99
HONG KONG	5,144,297	3,697,032	-28.13	14,389,613	15,393,485	6.98
KOREA, REPUBLIC OF	827,212	1,797,813	117.33	1,987,136	81,119,565	3982.24
TAIWAN	6,797,491	5,593,439	-17.71	21,804,676	25,226,990	15.7
CHINA	13,740,101	17,131,424	24.68	40,217,371	61,241,489	52.28
THAILAND	17,665,268	12,652,509	-28.38	58,086,647	61,473,834	5.83
SINGAPORE	4,669,706	4,509,490	-3.43	13,873,874	19,085,539	37.56
PHILIPPINES	5,068,722	5,662,960	11.72	17,816,801	28,590,335	60.47
MALAYSIA	11,720,326	18,468,234	57.57	38,346,696	87,367,913	127.84
BRUNEI DARUSSALAM	2,391	2,106	-11.92	3,938	2,414	-38.7
VIET NAM	1,320,313	2,137,348	61.88	4,246,046	10,642,904	150.65
INDIA	342,022	80,084	-76.59	1,172,407	415,489	-64.56
BANGLADESH	62	40,220	64771	60	199,754	332823
SRI LANKA	0	2	-	0	360	-
TURKEY	5,355	192	-96.41	8,033	331	-95.88
UNITED ARAB EMIRATES	5,620	0	-100	28,267	0	-100
EGYPT	0	268	-	0	570	-
MADAGASCAR	94,445	0	-100	116,510	0	-100
KENYA	0	64	-	0	72	-
U.S. VIRGIN ISLANDS	3	0	-100	6	0	-100
SEYCHELLES	0	59	-	0	207	-
SOUTH AFRICA	0	1,106	-	0	4,346	-
AUSTRALIA	9,902	4,385	-55.72	39,346	10,170	-74.15
NEW ZEALAND	399	615	54.14	1,316	1,958	48.78
GUAM	31	0	-100	510	0	-100
NEW CALEDONIA	19	0	-100	58	0	-100
FIJI	0	1,527	-	0	2,743	-
EAST TIMOR	12,246	0	-100	3,744	0	-100
UNITED STATES	300,086	331,122	10.34	1,676,735	2,167,158	29.25
CANADA	17,646	4,427	-74.91	100,396	19,687	-80.39
MEXICO	442	0	-100	1,547	0	-100
BRAZIL	16	352	2100	22	1,211	5404.55
COLOMBIA	1,548	0	-100	1,547	0	-100

TABEL 5. PERKEMBANGAN EKSPOR INDONESIA MENURUT KOMODITI DAN NEGARA TUJUAN

JENIS BARANG	BERAT BERSIH (KG)		PERUB	NILAI FOB (US \$)		PERUB
	JAN-MAR 2005	JAN-MAR 2006	%	JAN-MAR 2005	JAN-MAR 2006	%
	(1)	(2)	(3)	(4)	(5)	(6)
URUGUAY	597	0	-100	1,043	0	-100
ECUADOR	3,000	0	-100	13,020	0	-100
PUERTO RICO	2	0	-100	7	0	-100
COSTA RICA	829	0	-100	737	0	-100
ANGUILLA	337	0	-100	781	0	-100
FRENCH POLYNESIA	127	0	-100	273	0	-100
UNITED KINGDOM	4,357	7,542	73.1	86,337	21,615	-74.96
NETHERLANDS	51,869	52,796	1.79	98,082	103,638	5.66
FRANCE	6,565	4,985	-24.07	77,412	13,309	-82.81
GERMANY, FED. REP. OF	3,233	19,510	503.46	5,011	105,526	2005.89
AUSTRIA	0	123	-	0	578	-
BELGIUM	19,374	3,225	-83.35	44,317	43,066	-2.82
SWITZERLAND	240	717	198.75	566	1,149	103
DENMARK	51	133	160.78	161	446	177.02
NORWAY	463	0	-100	804	0	-100
SWEDEN	760	1,048	37.89	1,370	1,489	8.69
FINLAND	4	204	5000	50	390	680
IRELAND	20	0	-100	76	0	-100
ITALY	6,792	670	-90.14	18,577	1,762	-90.52
SPAIN	25,402	4,112	-83.81	16,988	6,972	-58.96
GREECE	228	51	-77.63	304	209	-31.25
HUNGARY	83	429	416.87	83	5,127	6077.11
POLAND	1,030	0	-100	884	0	-100
UKRAINE	1,441	1,905	32.2	7,279	8,603	18.19
CROATIA	0	69	-	0	195	-
-SENG	1,217,690	1,152,587	-5.35	1,511,931	1,604,468	6.12
JAPAN	282,894	591,288	109.01	213,427	737,870	245.72
HONG KONG	0	19,000	-	0	19,000	-
KOREA, REPUBLIC OF	38,000	58,187	53.12	23,730	73,786	210.94
TAIWAN	39,531	5,963	-84.92	40,339	2,160	-94.65
CHINA	6,051	49,025	710.2	15,598	100,686	545.51
THAILAND	0	40,120	-	0	81,228	-
SINGAPORE	222,652	73,214	-67.12	347,487	127,483	-63.31
PHILIPPINES	14,401	71,291	395.04	22,779	115,524	407.15
MALAYSIA	4,247	101,359	2286.6	9,082	152,066	1574.37
BRUNEI DARUSSALAM	2,764	0	-100	8,357	0	-100
VIET NAM	20,200	0	-100	27,611	0	-100
INDIA	25,027	0	-100	4,031	0	-100
BANGLADESH	309,947	0	-100	325,441	0	-100
SRI LANKA	66,322	34,487	-48	114,046	57,799	-49.32
UNITED ARAB EMIRATES	500	0	-100	1,500	0	-100
TOGO	2,392	0	-100	66,000	0	-100
NIGERIA	24,000	20,000	-16.67	3,504	20,000	470.78
MAURITIUS	54,140	0	-100	25,119	0	-100
AUSTRALIA	29,179	68,086	133.34	60,544	94,251	55.67
EAST TIMOR	67,790	19,709	-70.93	155,298	17,573	-88.68
UNITED KINGDOM	7,612	851	-88.82	47,552	4,683	-90.15
FRANCE	11	0	-100	310	0	-100
GERMANY, FED. REP. OF	15	0	-100	152	0	-100
RUSSIA FEDERATION	15	7	-53.33	24	359	1395.83
-LOGAM TIDAK MULIA LAIN	16,035,772	14,032,030	-12.5	51,625,169	40,791,044	-20.99
JAPAN	5,699,515	2,740,955	-51.91	13,002,579	10,048,074	-22.72
HONG KONG	341,700	275,174	-19.47	1,334,248	838,321	-37.17
KOREA, REPUBLIC OF	53,244	89,527	68.14	120,189	200,828	67.09
TAIWAN	18,254	46,780	156.27	19,348	142,359	635.78
CHINA	122,077	178,640	46.33	438,536	519,931	18.56
MONGOLIA	0	86	-	0	8,490	-
PAPUA NEW GUINEA	277,949	135,672	-51.19	715,222	343,393	-51.99
THAILAND	615,139	782,337	27.18	2,589,376	3,654,931	41.15

TABEL 5. PERKEMBANGAN EKSPOR INDONESIA MENURUT KOMODITI DAN NEGARA TUJUAN

JENIS BARANG	BERAT BERSIH (KG)		PERUB	NILAI FOB (US \$)		PERUB
	JAN-MAR 2005	JAN-MAR 2006	%	JAN-MAR 2005	JAN-MAR 2006	%
	(1)	(2)	(3)	(4)	(5)	(6)
SINGAPORE	2,041,935	3,872,709	89.66	13,088,541	6,463,975	-50.61
PHILIPPINES	824,113	267,646	-67.52	1,429,906	590,169	-58.73
MALAYSIA	619,148	658,201	6.31	2,208,768	2,114,092	-4.29
MYANMAR (FORM. BURMA)	204,509	1,178	-99.42	11,684	3,425	-70.69
CAMBODIA	134	553	312.69	953	3,759	294.44
BRUNEI DARUSSALAM	4,741	11	-99.77	9,160	211	-97.7
LAO PEOPLE'S DEMOCRATIC REPUBLIC	0	340	-	0	3,746	-
VIET NAM	128,874	113,680	-11.79	312,117	446,839	43.16
MALDIVES	5,603	1,952	-65.16	9,151	8,934	-2.37
INDIA	102,710	179,509	74.77	694,705	397,695	-42.75
PAKISTAN	51,029	35,381	-30.66	173,216	89,053	-48.59
BANGLADESH	19,812	20,187	1.89	63,794	66,674	4.51
SRI LANKA	3,658	20,581	462.63	16,247	56,864	250
IRAN (ISLAMIC REPUBLIC OF)	0	21,868	-	0	37,120	-
SAUDI ARABIA	10,374	231,458	2131.14	106,659	187,680	75.96
KUWAIT	783	38,344	4797.06	918	41,426	4412.64
JORDAN	1,200	8,697	624.75	25,000	14,103	-43.59
LEBANON	16,602	7,825	-52.87	20,187	12,924	-35.98
YEMEN	0	227	-	0	437	-
OMAN	1,298	0	-100	700	0	-100
SYRIA ARAB REPUBLIC	20,500	56,207	174.18	20,055	33,251	65.8
TURKEY	80,127	1,024	-98.72	297,512	4,344	-98.54
UNITED ARAB EMIRATES	456,206	233,627	-48.79	680,252	466,276	-31.46
QATAR	8,295	14,087	69.83	12,852	13,392	4.2
BAHRAIN	0	2,835	-	0	8,573	-
CYPRUS	3,456	4,651	34.58	7,450	3,469	-53.44
EGYPT	3,620	10,796	198.23	130,546	35,519	-72.79
LIBYAN ARAB JAMAHIRIYA	25,000	0	-100	30,210	0	-100
MOROCCO	3,445	2,157	-37.39	22,633	20,612	-8.93
SUDAN	8,295	0	-100	15,309	0	-100
TANZANIA, UNITED REPUBLIC OF	0	2,386	-	0	10,092	-
MADAGASCAR	4,343	3,729	-14.14	1,706	1,558	-8.68
KENYA	17,316	15,945	-7.92	32,459	36,092	11.19
REUNION	3,102	531	-82.88	8,261	705	-91.47
TOGO	0	8,704	-	0	20,105	-
GUINEA	0	16,229	-	0	9,130	-
CAMEROON	0	12,500	-	0	26,420	-
NIGERIA	57,431	211,053	267.49	108,675	429,732	295.43
BURKINA FASO	9,401	0	-100	22,724	0	-100
U.S. VIRGIN ISLANDS	46	0	-100	56	0	-100
SEYCHELLES	916	689	-24.78	2,666	3,195	19.84
UGANDA	0	790	-	0	1,986	-
SOUTH AFRICA	108,478	145,272	33.92	239,262	502,949	110.21
MAURITIUS	278,798	33	-99.99	735,792	53	-99.99
VIRGIN ISLANDS (BRITISH)	1	0	-100	3	0	-100
AUSTRALIA	363,994	327,783	-9.95	947,206	1,450,437	53.13
NEW ZEALAND	21,133	37,575	77.8	113,673	159,155	40.01
GUAM	35	420	1100	378	1,829	383.86
NEW CALEDONIA	1,878	20,110	970.82	2,752	42,141	1431.29
NORTHERN MARIANA ISLANDS	0	1	-	0	4	-
VANUATU	0	1,068	-	0	528	-
WALLIS AND FUTUNA ISLANDS	0	683	-	0	279	-
FIJI	2,585	1,616	-37.49	15,093	8,404	-44.32
TONGA	8,432	0	-100	6,720	0	-100
TOKELAU	0	15,749	-	0	15,200	-
EAST TIMOR	8,912	15,033	68.68	6,630	11,604	75.02
UNITED STATES	797,343	677,589	-15.02	4,651,396	4,367,390	-6.11
CANADA	79,319	94,257	18.83	401,427	473,222	17.88
MEXICO	1,140	10,238	798.07	6,411	70,465	999.13

TABEL 5. PERKEMBANGAN EKSPOR INDONESIA MENURUT KOMODITI DAN NEGARA TUJUAN

JENIS BARANG	BERAT BERSIH (KG)		PERUB	NILAI FOB (US \$)		PERUB
	JAN-MAR 2005	JAN-MAR 2006	%	JAN-MAR 2005	JAN-MAR 2006	%
	(1)	(2)	(3)	(4)	(5)	(6)
PANAMA	875	9,383	972.34	15,000	37,445	149.63
CHILE	0	61,042	-	0	342,124	-
VENEZUELA	0	109	-	0	63	-
ARGENTINA	20,252	32,318	59.58	33,080	105,597	219.22
BRAZIL	3,775	6,059	60.5	48,876	34,326	-29.77
COLOMBIA	0	661	-	0	404	-
URUGUAY	84	0	-100	147	0	-100
ECUADOR	4,000	70	-98.25	3,956	10,640	168.96
PERU	653	0	-100	4,339	0	-100
TRINIDAD AND TOBAGO	14,057	0	-100	14,540	0	-100
BAHAMAS	0	125	-	0	90	-
BELIZE	0	62	-	0	229	-
DOMINICAN REPUBLIC	919	87	-90.53	687	99	-85.59
EL SALVADOR	0	32	-	0	67	-
COSTA RICA	98	1,646	1579.59	111	774	597.3
BARBADOS	8,589	391	-95.45	11,385	340	-97.01
ARUBA	0	2,446	-	0	3,912	-
BERMUDA	284	220	-22.54	2,214	1,540	-30.44
FRENCH POLYNESIA	4,044	585	-85.53	3,352	364	-89.14
NETHERLANDS ANTILLES	1,205	235	-80.5	3,513	377	-89.27
GUADELOUPE	0	2	-	0	11	-
SAINT KITTS AND NEVIS	78	98	25.64	741	173	-76.65
UNITED KINGDOM	747,763	813,622	8.81	1,901,692	1,350,856	-28.97
NETHERLANDS	292,316	129,055	-55.85	1,325,359	603,688	-54.45
FRANCE	215,767	235,561	9.17	515,306	435,927	-15.4
GERMANY, FED. REP. OF	268,965	267,978	-0.37	958,588	1,623,702	69.38
AUSTRIA	2,304	2,048	-11.11	13,202	11,801	-10.61
BELGIUM	110,424	73,423	-33.51	155,163	105,654	-31.91
SWITZERLAND	2,090	3,570	70.81	18,031	33,560	86.12
DENMARK	19,647	8,626	-56.1	40,322	14,889	-63.07
NORWAY	47,068	24,827	-47.25	108,448	40,889	-62.3
SWEDEN	73,110	60,625	-17.08	233,106	183,875	-21.12
FINLAND	649	15,982	2362.56	91,342	59,108	-35.29
IRELAND	168,311	191,686	13.89	287,737	415,378	44.36
ITALY	316,715	198,151	-37.44	559,960	309,284	-44.77
SPAIN	127,977	158,725	24.03	272,588	383,787	40.79
PORTUGAL	1,308	853	-34.79	2,055	1,284	-37.52
GREECE	5,706	18,299	220.7	24,787	39,869	60.85
HUNGARY	3,132	6,279	100.48	4,526	24,919	450.57
POLAND	28,050	22,933	-18.24	44,400	58,050	30.74
BULGARIA	90	3,300	3566.67	306	20,880	6723.53
YUGOSLAVIA	596	2,244	276.51	1,168	4,774	308.73
ESTONIA	256	0	-100	500	0	-100
CROATIA	339	1,414	317.11	1,227	5,294	331.46
MALTA	5,400	500	-90.74	7,527	546	-92.75
SLOVAKIA	0	9	-	0	64	-
SLOVENIA	225	1,470	553.33	329	485	47.42
CZECH REPUBLIC	539	7	-98.7	3,796	3	-99.92
RUSSIA FEDERATION	164	387	135.98	450	339	-24.67
-PAKAIAN JADI	86,807,166	89,910,228	3.57	1,244,708,054	1,296,261,392	4.14
JAPAN	2,365,152	2,962,871	25.27	37,412,531	39,035,680	4.34
HONG KONG	384,687	444,692	15.6	3,649,493	4,656,291	27.59
KOREA, DEMOCRATIC PEOPLE'S REPUBLIC	7,700	1,695	-77.99	152,064	40,430	-73.41
KOREA, REPUBLIC OF	458,063	433,170	-5.43	5,326,148	5,912,135	11
TAIWAN	109,206	151,163	38.42	1,718,493	2,141,427	24.61
CHINA	89,880	269,219	199.53	1,672,886	1,269,771	-24.1
MACAU	28	14	-50	1,475	600	-59.32
PAPUA NEW GUINEA	100,193	123,459	23.22	216,789	535,537	147.03
THAILAND	51,190	226,422	342.32	471,528	2,119,193	349.43

TABEL 5. PERKEMBANGAN EKSPOR INDONESIA MENURUT KOMODITI DAN NEGARA TUJUAN

JENIS BARANG	BERAT BERSIH (KG)		PERUB	NILAI FOB (US \$)		PERUB
	JAN-MAR 2005	JAN-MAR 2006	%	JAN-MAR 2005	JAN-MAR 2006	%
	(1)	(2)	(3)	(4)	(5)	(6)
SINGAPORE	3,216,055	1,754,251	-45.45	31,899,698	14,830,036	-53.51
PHILIPPINES	195,082	133,987	-31.32	2,052,074	1,251,318	-39.02
MALAYSIA	1,601,095	2,684,699	67.68	6,643,643	7,137,550	7.43
MYANMAR (FORM. BURMA)	4,663	330	-92.92	70,577	645	-99.09
CAMBODIA	912	1,709	87.39	3,008	11,531	283.34
BRUNEI DARUSSALAM	19,866	42,344	113.15	180,252	198,610	10.18
LAO PEOPLE'S DEMOCRATIC REPUBLIC	0	5,999	-	0	27,992	-
NEPAL	14,723	11,232	-23.71	192,879	130,579	-32.3
VIET NAM	20,948	46,418	121.59	264,738	110,601	-58.22
MALDIVES	102,335	16,719	-83.66	505,929	97,191	-80.79
INDIA	40,870	27,407	-32.94	181,771	363,480	99.97
PAKISTAN	45,179	158,827	251.55	430,073	1,039,034	141.59
BANGLADESH	23,185	5,163	-77.73	224,813	46,431	-79.35
SRI LANKA	612,808	483,413	-21.12	5,364,551	2,948,415	-45.04
AFGHANISTAN	2,663	0	-100	14,120	0	-100
IRAQ	0	24,021	-	0	148,364	-
IRAN (ISLAMIC REPUBLIC OF)	11,262	2,476	-78.01	144,849	4,240	-97.07
SAUDI ARABIA	1,881,192	1,362,924	-27.55	13,461,162	11,056,477	-17.86
KUWAIT	81,699	136,790	67.43	677,176	1,133,831	67.44
JORDAN	4,548	662	-85.44	7,614	6,781	-10.94
LEBANON	668	3,692	452.69	45,920	139,814	204.47
PALESTINA	0	330	-	0	10,001	-
YEMEN	99,418	63,230	-36.4	1,048,866	739,136	-29.53
OMAN	8,264	18	-99.78	99,536	231	-99.77
SYRIA ARAB REPUBLIC	0	2	-	0	23	-
TURKEY	235,642	74,334	-68.45	812,178	1,501,154	84.83
UNITED ARAB EMIRATES	3,299,071	2,674,815	-18.92	36,675,044	27,082,461	-26.16
QATAR	2,812	3,713	32.04	49,473	78,051	57.76
BAHRAIN	14,281	9,591	-32.84	315,501	71,630	-77.3
CYPRUS	6,766	1,724	-74.52	70,764	26,241	-62.92
EGYPT	125,257	262,608	109.66	1,747,531	3,168,338	81.3
MOROCCO	23,643	29,481	24.69	235,842	322,452	36.72
TUNISIA	0	10,127	-	0	50,497	-
ALGERIA	159,946	98,983	-38.11	2,070,637	820,643	-60.37
SUDAN	549,778	455,465	-17.15	9,681,002	5,312,972	-45.12
ERITREA	1,696	0	-100	4,495	0	-100
NAMIBIA	20,649	0	-100	170,088	0	-100
ETHIOPIA	585,938	225,817	-61.46	9,871,231	2,831,335	-71.32
TANZANIA, UNITED REPUBLIC OF	106,075	60,178	-43.27	186,285	76,332	-59.02
MADAGASCAR	37,356	45,392	21.51	218,722	141,025	-35.52
SOMALIA	32,834	49,433	50.55	203,868	727,117	256.66
KENYA	399,715	436,689	9.25	1,525,270	920,850	-39.63
REUNION	8,155	13,066	60.22	48,740	74,993	53.86
MOZAMBIQUE	70,586	22,050	-68.76	145,106	68,717	-52.64
EQUATORIAL GUINEA	0	25,785	-	0	24,050	-
TOGO	1,127,892	1,924,915	70.66	4,060,567	3,567,096	-12.15
GHANA	363,312	329,098	-9.42	1,233,131	632,333	-48.72
LIBERIA	96,876	47,531	-50.94	171,968	56,160	-67.34
GUINEA	1,047,627	502,266	-52.06	3,911,490	497,370	-87.28
ANGOLA	168,391	267,075	58.6	1,450,342	439,409	-69.7
CONGO	241,472	220,526	-8.67	450,750	314,147	-30.31
CAMEROON	78,239	246,975	215.67	134,785	339,412	151.82
NIGERIA	1,860,359	323,126	-82.63	14,308,791	823,035	-94.25
GABON	25,081	21,333	-14.94	33,534	31,205	-6.95
COTE D'IVOIRE	46,365	72,998	57.44	80,863	116,020	43.48
SENEGAL	383,294	534,062	39.33	350,013	593,923	69.69
MAURITANIA	175,836	22,819	-87.02	1,430,990	131,945	-90.78
MALI	333,182	120,000	-63.98	707,544	184,176	-73.97
BENIN	506,435	905,975	78.89	4,097,149	5,102,993	24.55

TABEL 5. PERKEMBANGAN EKSPOR INDONESIA MENURUT KOMODITI DAN NEGARA TUJUAN

JENIS BARANG	BERAT BERSIH (KG)		PERUB	NILAI FOB (US \$)		PERUB
	JAN-MAR 2005	JAN-MAR 2006	%	JAN-MAR 2005	JAN-MAR 2006	%
	(1)	(2)	(3)	(4)	(5)	(6)
BURKINA FASO	24,000	0	-100	39,712	0	-100
GAMBIA	82,197	86,427	5.15	135,554	79,200	-41.57
U.S. VIRGIN ISLANDS	515	241	-53.2	2,849	1,654	-41.94
SEYCHELLES	6,160	703	-88.59	17,269	20,635	19.49
UGANDA	40,523	46,457	14.64	116,860	195,764	67.52
CENTRAL AFRICAN REPUBLIC	0	76	-	0	10,519	-
NIGER	137,832	137,649	-0.13	769,070	881,736	14.65
DJIBOUTI	233,176	342,177	46.75	764,868	1,289,666	68.61
SAINT HELENA	100	0	-100	1,692	0	-100
SAO TOME AND PRINCIPE	3,402	0	-100	3,213	0	-100
SWAZILAND	2,211	40	-98.19	24,463	2,148	-91.22
SOUTH AFRICA	213,098	205,945	-3.36	2,731,288	1,877,941	-31.24
ZIMBABWE	41,314	12,879	-68.83	236,556	75,098	-68.25
MALAWI	5,671	0	-100	6,825	0	-100
MAURITIUS	8,636	13,241	53.32	74,173	98,918	33.36
VIRGIN ISLANDS (BRITISH)	619	0	-100	18,155	0	-100
AUSTRALIA	462,623	652,635	41.07	8,032,014	11,290,851	40.57
NEW ZEALAND	82,101	62,547	-23.82	1,237,987	1,049,193	-15.25
GUAM	1,838	1,043	-43.25	43,760	15,436	-64.73
PALAU	21	47	123.81	120	291	142.5
NEW CALEDONIA	11,238	24,357	116.74	149,903	298,263	98.97
NORTHERN MARIANA ISLANDS	131	927	607.63	6,942	28,072	304.38
SAINT VINCENT AND THE GRENADINES	0	51	-	0	369	-
VANUATU	1,818	1,486	-18.26	5,950	4,533	-23.82
WALLIS AND FUTUNA ISLANDS	0	689	-	0	1,451	-
AMERICAN SAMOA	2,700	674	-75.04	21,963	4,200	-80.88
COOK ISLANDS	1,444	664	-54.02	9,424	4,734	-49.77
FIJI	20,669	18,917	-8.48	360,363	138,111	-61.67
KIRIBATI	0	4,722	-	0	6,500	-
SAMOA	0	13,196	-	0	77,792	-
SOLOMON ISLANDS	0	265	-	0	126	-
TONGA	13,526	18,688	38.16	12,562	13,899	10.64
CHRISTMAS ISLANDS	11	0	-100	166	0	-100
EAST TIMOR	15,948	29,406	84.39	64,711	23,015	-64.43
UNITED STATES	42,088,484	45,549,720	8.22	708,666,960	782,582,368	10.43
CANADA	1,451,859	1,299,952	-10.46	25,671,943	25,967,761	1.15
MEXICO	345,730	266,968	-22.78	6,443,913	4,296,733	-33.32
HONDURAS	75,197	0	-100	308,257	0	-100
PANAMA	436,426	529,006	21.21	5,082,739	4,794,619	-5.67
SURINAME	0	8,726	-	0	44,583	-
CHILE	62,172	98,294	58.1	512,854	1,272,971	148.21
VENEZUELA	18,984	113,103	495.78	110,939	277,034	149.72
ARGENTINA	62,260	37,330	-40.04	338,550	596,149	76.09
BRAZIL	101,765	247,802	143.5	757,330	1,478,766	95.26
COLOMBIA	2,515	629	-74.99	26,249	10,035	-61.77
BOLIVIA	0	64	-	0	2,525	-
URUGUAY	34,307	2,184	-93.63	205,132	39,871	-80.56
PARAGUAY	75	6	-92	158	122	-22.78
ECUADOR	2,050	1,865	-9.02	35,861	40,177	12.04
PERU	2,625	571	-78.25	46,813	10,479	-77.62
TRINIDAD AND TOBAGO	0	1	-	0	52	-
BAHAMAS	0	4,582	-	0	2,025	-
JAMAICA	692	4,378	532.66	16,619	31,578	90.01
PUERTO RICO	33,286	75,087	125.58	511,261	996,611	94.93
BELIZE	4,388	240	-94.53	6,360	9,315	46.46
DOMINICAN REPUBLIC	76	4,873	6311.84	1,435	71,950	4913.94
EL SALVADOR	11,203	686	-93.88	41,885	1,793	-95.72
COSTA RICA	1,636	7,872	381.17	18,129	23,313	28.6
HAITI	0	1,843	-	0	20,000	-

TABEL 5. PERKEMBANGAN EKSPOR INDONESIA MENURUT KOMODITI DAN NEGARA TUJUAN

JENIS BARANG	BERAT BERSIH (KG)		PERUB	NILAI FOB (US \$)		PERUB
	JAN-MAR 2005	JAN-MAR 2006	%	JAN-MAR 2005	JAN-MAR 2006	%
	(1)	(2)	(3)	(4)	(5)	(6)
BARBADOS	11	48	336.36	559	4,485	702.33
ANTIGUA AND BARBUDA	144	695	382.64	3,741	7,490	100.21
ARUBA	1,602	0	-100	14,614	0	-100
BERMUDA	1,316	667	-49.32	13,576	7,736	-43.02
FRENCH GUIANA	37	287	675.68	336	155	-53.87
FRENCH POLYNESIA	35,114	20,211	-42.44	143,035	148,301	3.68
GRENADA	1,507	0	-100	16,259	0	-100
MARTINIQUE	2,575	4,106	59.46	10,014	11,716	17
NETHERLANDS ANTILLES	87,497	64,216	-26.61	684,607	673,975	-1.55
SAINT LUCIA	193	1,829	847.67	5,757	2,600	-54.84
GUADELOUPE	4,191	3,034	-27.61	17,849	16,970	-4.92
SAINT KITTS AND NEVIS	0	1,119	-	0	1,966	-
UNITED KINGDOM	4,416,711	5,067,863	14.74	72,809,363	78,360,700	7.62
NETHERLANDS	1,223,316	1,429,550	16.86	22,546,875	24,836,621	10.16
FRANCE	1,519,486	1,457,833	-4.06	24,106,560	22,988,858	-4.64
GERMANY, FED. REP. OF	5,203,916	5,468,905	5.09	83,216,397	98,252,810	18.07
AUSTRIA	71,443	60,813	-14.88	1,078,834	1,122,808	4.08
BELGIUM	1,256,507	1,283,017	2.11	22,229,739	24,597,659	10.65
SWITZERLAND	221,528	169,566	-23.46	3,756,191	2,827,861	-24.71
LUXEMBOURG	0	1,942	-	0	25,178	-
GIBRALTAR	0	96	-	0	3,320	-
MONACO	0	1,271	-	0	30,522	-
DENMARK	94,883	81,771	-13.82	1,316,586	1,167,829	-11.3
NORWAY	56,802	61,985	9.12	860,986	1,100,905	27.87
SWEDEN	119,870	177,460	48.04	2,017,183	3,021,937	49.81
FINLAND	49,029	35,643	-27.3	509,333	385,993	-24.22
IRELAND	84,010	104,383	24.25	1,222,480	1,678,573	37.31
ITALY	907,674	1,106,680	21.92	18,522,043	20,557,328	10.99
SPAIN	873,171	1,114,131	27.6	9,878,110	14,480,787	46.59
PORTUGAL	26,405	41,738	58.07	322,973	293,203	-9.22
ICELAND	351	0	-100	9,594	0	-100
GREECE	55,041	53,455	-2.88	612,956	496,264	-19.04
CZECHOSLOVAKIA	363,882	177,091	-51.33	682,371	422,000	-38.16
HUNGARY	18,969	19,988	5.37	125,097	231,970	85.43
POLAND	47,023	62,839	33.63	571,719	956,255	67.26
ROMANIA	120	2,459	1949.17	1,411	33,436	2269.67
BULGARIA	5,643	4,730	-16.18	146,383	90,363	-38.27
YUGOSLAVIA	1,556	446	-71.34	9,625	11,757	22.15
BELARUS	0	33	-	0	2,170	-
MOLDOVA, REPUBLIC OF	8	83	937.5	220	1,667	657.73
UKRAINE	83,308	107,833	29.44	950,998	1,238,571	30.24
UZBEKISTAN	4	0	-100	40	0	-100
LITHUANIA	5,624	7,876	40.04	80,444	88,098	9.51
LATVIA	8,122	0	-100	88,236	0	-100
ESTONIA	2,984	6,706	124.73	55,715	67,947	21.95
GEORGIA	0	8	-	0	4	-
CROATIA	12,850	10,389	-19.15	153,673	104,742	-31.84
MALTA	1,445	36,167	2402.91	16,649	228,313	1271.33
SLOVAKIA	494	3,112	529.96	8,197	38,301	367.26
SLOVENIA	1,829	332	-81.85	36,779	5,654	-84.63
CZECH REPUBLIC	13,573	10,062	-25.87	206,336	255,572	23.86
RUSSIA FEDERATION	88,055	96,531	9.63	1,367,462	2,047,620	49.74
-KAIN TENUN	73,429,200	69,579,605	-5.24	334,248,055	325,571,272	-2.6
JAPAN	7,184,985	7,465,935	3.91	26,899,031	29,191,154	8.52
HONG KONG	2,776,676	2,463,018	-11.3	19,891,016	13,953,820	-29.85
KOREA, REPUBLIC OF	959,916	940,984	-1.97	4,098,233	3,393,407	-17.2
TAIWAN	596,493	256,504	-57	2,708,608	805,201	-70.27
CHINA	1,598,563	1,509,292	-5.58	9,328,335	9,592,014	2.83
MACAU	78,154	59,046	-24.45	469,610	398,387	-15.17

TABEL 5. PERKEMBANGAN EKSPOR INDONESIA MENURUT KOMODITI DAN NEGARA TUJUAN

JENIS BARANG	BERAT BERSIH (KG)		PERUB	NILAI FOB (US \$)		PERUB
	JAN-MAR 2005	JAN-MAR 2006	%	JAN-MAR 2005	JAN-MAR 2006	%
	(1)	(2)	(3)	(4)	(5)	(6)
PAPUA NEW GUINEA	26,702	29,759	11.45	106,867	156,781	46.71
THAILAND	2,252,740	1,947,117	-13.57	10,855,474	8,683,851	-20
SINGAPORE	1,442,649	1,107,743	-23.21	12,035,115	5,946,550	-50.59
PHILIPPINES	1,607,409	1,381,722	-14.04	5,820,332	12,121,834	108.27
MALAYSIA	5,807,013	4,635,936	-20.17	19,109,575	17,089,296	-10.57
MYANMAR (FORM. BURMA)	129,426	170,158	31.47	837,656	1,155,712	37.97
CAMBODIA	687,750	1,092,898	58.91	2,685,083	3,923,992	46.14
BRUNEI DARUSSALAM	9,498	23,700	149.53	40,135	159,311	296.94
LAO PEOPLE'S DEMOCRATIC REPUBLIC	36,806	19,422	-47.23	110,123	79,543	-27.77
NEPAL	4,436	1,584	-64.29	15,811	5,917	-62.58
VIET NAM	842,249	1,040,053	23.49	5,636,324	6,900,515	22.43
MALDIVES	73,261	44,403	-39.39	329,484	147,499	-55.23
INDIA	450,322	674,050	49.68	2,799,475	3,944,281	40.89
PAKISTAN	341,359	212,318	-37.8	1,491,186	691,701	-53.61
BANGLADESH	2,952,385	2,605,679	-11.74	10,685,540	10,361,716	-3.03
SRI LANKA	1,526,035	1,274,689	-16.47	8,572,895	7,219,441	-15.79
AFGHANISTAN	118,668	38,138	-67.86	450,276	145,374	-67.71
IRAQ	3,803	0	-100	36,034	0	-100
IRAN (ISLAMIC REPUBLIC OF)	183,510	367,966	100.52	778,240	1,741,371	123.76
SAUDI ARABIA	2,353,954	1,962,984	-16.61	12,941,973	11,412,777	-11.82
KUWAIT	185,650	266,946	43.79	1,519,139	1,751,077	15.27
JORDAN	195,838	409,454	109.08	794,555	2,020,686	154.32
LEBANON	85,391	51,669	-39.49	444,426	307,541	-30.8
YEMEN	420,695	385,307	-8.41	2,487,133	2,193,801	-11.79
OMAN	72,555	116,516	60.59	341,381	630,068	84.56
SYRIA ARAB REPUBLIC	750,587	415,435	-44.65	2,981,085	2,367,147	-20.59
TURKEY	3,548,204	5,321,162	49.97	13,722,726	22,998,878	67.6
UNITED ARAB EMIRATES	5,715,303	5,592,668	-2.15	32,367,811	33,875,505	4.66
QATAR	9,731	41,759	329.13	64,479	224,126	247.6
BAHRAIN	27,835	47,616	71.07	166,488	348,452	109.3
CYPRUS	47,052	43,236	-8.11	228,669	230,200	0.67
EGYPT	628,561	704,498	12.08	2,023,563	2,413,182	19.25
LIBYAN ARAB JAMAHIRIYA	9,528	95,856	906.05	37,941	496,719	1209.19
MOROCCO	132,981	206,052	54.95	606,566	1,274,772	110.16
TUNISIA	53,560	31,700	-40.81	245,053	177,773	-27.46
ALGERIA	108,444	157,010	44.78	354,330	282,280	-20.33
SUDAN	164,065	118,802	-27.59	558,733	685,570	22.7
LESOTHO	34,539	136,798	296.07	147,289	489,262	232.18
ETHIOPIA	0	7,721	-	0	44,341	-
MADAGASCAR	20,448	139,561	582.52	94,304	516,862	448.08
SOMALIA	846	21,132	2397.87	3,300	193,104	5751.64
KENYA	345,711	397,650	15.02	1,526,855	1,585,673	3.85
REUNION	9	0	-100	4	0	-100
MOZAMBIQUE	164,824	199,996	21.34	277,136	295,371	6.58
BOTSWANA	53,656	0	-100	260,264	0	-100
TOGO	55,342	19,779	-64.26	331,569	76,681	-76.87
GHANA	197,478	70,077	-64.51	956,690	354,551	-62.94
GUINEA	5,035	17,205	241.71	1,392	17,446	1153.3
CONGO	0	1	-	0	16	-
CAMEROON	0	9,424	-	0	63,808	-
NIGERIA	1,169,891	18,323	-98.43	6,618,959	203,262	-96.93
GABON	3,054	9,255	203.05	5,940	13,666	130.07
COTE D'IVOIRE	16,018	502	-96.87	43,370	2,014	-95.36
SENEGAL	6,416	5,555	-13.42	30,438	5,550	-81.77
MALI	0	1,428	-	0	12,071	-
BENIN	56,814	29,433	-48.19	316,386	208,303	-34.16
GAMBIA	0	3,882	-	0	13,507	-
U.S. VIRGIN ISLANDS	44	0	-100	174	0	-100
NIGER	77,329	0	-100	382,567	0	-100

TABEL 5. PERKEMBANGAN EKSPOR INDONESIA MENURUT KOMODITI DAN NEGARA TUJUAN

JENIS BARANG	BERAT BERSIH (KG)		PERUB	NILAI FOB (US \$)		PERUB
	JAN-MAR 2005	JAN-MAR 2006	%	JAN-MAR 2005	JAN-MAR 2006	%
	(1)	(2)	(3)	(4)	(5)	(6)
DJIBOUTI	26,394	33,270	26.05	100,434	138,156	37.56
SWAZILAND	278,474	20,126	-92.77	858,954	46,202	-94.62
SOUTH AFRICA	829,713	590,639	-28.81	3,639,969	2,966,149	-18.51
ZIMBABWE	66,682	52,400	-21.42	257,829	204,359	-20.74
MAURITIUS	45,552	39,004	-14.37	228,193	146,009	-36.02
ZAIRE	0	12,600	-	0	99,351	-
VIRGIN ISLANDS (BRITISH)	27,798	0	-100	317,389	0	-100
AUSTRALIA	958,643	641,393	-33.09	3,259,429	2,267,767	-30.42
NEW ZEALAND	182,666	78,978	-56.76	871,629	348,029	-60.07
GUAM	0	334	-	0	596	-
NEW CALEDONIA	1,864	0	-100	5,229	0	-100
AMERICAN SAMOA	0	522	-	0	4,106	-
COOK ISLANDS	56	0	-100	354	0	-100
FIJI	71,692	61,372	-14.39	273,608	252,993	-7.53
KIRIBATI	0	2,877	-	0	3,960	-
TONGA	569	0	-100	302	0	-100
EAST TIMOR	690	2,673	287.39	872	2,169	148.74
UNITED STATES	4,172,538	3,529,593	-15.41	19,014,589	18,061,880	-5.01
CANADA	437,908	340,532	-22.24	2,284,665	1,819,435	-20.36
MEXICO	650,263	1,183,389	81.99	3,501,166	4,351,348	24.28
GUATEMALA	44,219	34,326	-22.37	306,229	135,204	-55.85
HONDURAS	259,535	49,549	-80.91	1,366,368	369,069	-72.99
NICARAGUA	49,152	13,447	-72.64	175,644	67,982	-61.3
PANAMA	266,966	129,047	-51.66	1,252,560	620,756	-50.44
CHILE	89,445	111,691	24.87	416,611	437,675	5.06
VENEZUELA	57,342	52,083	-9.17	356,731	198,676	-44.31
ARGENTINA	546,320	151,766	-72.22	1,600,220	605,729	-62.15
BRAZIL	284,253	375,772	32.2	1,481,691	2,042,571	37.85
COLOMBIA	123,017	87,223	-29.1	576,320	473,716	-17.8
BOLIVIA	447	768	71.81	22,558	4,525	-79.94
URUGUAY	22,526	0	-100	119,982	0	-100
PARAGUAY	11,920	11,965	0.38	119,208	80,551	-32.43
ECUADOR	30,661	943	-96.92	123,345	7,092	-94.25
PERU	135,528	71,947	-46.91	610,664	385,796	-36.82
GUYANA	25,784	0	-100	113,292	0	-100
DOMINICAN REPUBLIC	75,341	78,543	4.25	396,941	462,099	16.42
EL SALVADOR	37,999	204,215	437.42	132,146	981,323	642.61
COSTA RICA	1,708	163	-90.46	10,389	232	-97.77
FRENCH POLYNESIA	1,474	3,208	117.64	20,586	43,813	112.83
NETHERLANDS ANTILLES	3,950	561	-85.8	25,346	3,938	-84.46
GUADELOUPE	299	0	-100	639	0	-100
UNITED KINGDOM	1,787,592	1,297,145	-27.44	7,075,632	6,514,012	-7.94
NETHERLANDS	1,764,272	1,904,565	7.95	7,294,257	7,228,587	-0.9
FRANCE	554,923	492,961	-11.17	2,551,315	2,769,961	8.57
GERMANY, FED. REP. OF	2,471,077	2,350,486	-4.88	12,086,462	11,427,143	-5.46
AUSTRIA	11,980	10,843	-9.49	84,624	68,814	-18.68
BELGIUM	1,363,770	1,201,032	-11.93	4,175,916	4,404,744	5.48
SWITZERLAND	959	274	-71.43	11,986	2,296	-80.84
DENMARK	23,257	49,947	114.76	169,654	360,252	112.35
NORWAY	2,768	14,350	418.42	18,539	61,908	233.93
SWEDEN	22,523	14,891	-33.89	283,196	92,640	-67.29
FINLAND	82,650	194,080	134.82	539,616	1,249,436	131.54
IRELAND	1,200	30,816	2468	11,456	126,016	1000
ITALY	4,312,880	5,058,360	17.28	14,228,611	16,504,153	15.99
SPAIN	1,307,050	1,234,024	-5.59	4,783,996	4,394,055	-8.15
PORTUGAL	152,896	218,246	42.74	879,546	921,345	4.75
ICELAND	1,327	0	-100	10,532	0	-100
GREECE	307,529	160,797	-47.71	1,509,587	912,183	-39.57
HUNGARY	183,070	215,194	17.55	948,735	964,697	1.68

TABEL 5. PERKEMBANGAN EKSPOR INDONESIA MENURUT KOMODITI DAN NEGARA TUJUAN

JENIS BARANG	BERAT BERSIH (KG)		PERUB	NILAI FOB (US \$)		PERUB
	JAN-MAR 2005	JAN-MAR 2006	%	JAN-MAR 2005	JAN-MAR 2006	%
	(1)	(2)	(3)	(4)	(5)	(6)
POLAND	350,628	382,506	9.09	1,963,644	2,322,890	18.29
ROMANIA	0	25,832	-	0	141,355	-
BULGARIA	234,037	35,065	-85.02	1,348,106	168,244	-87.52
BELARUS	35,615	25,316	-28.92	226,220	176,359	-22.04
UKRAINE	161,595	179,768	11.25	1,010,019	1,087,852	7.71
UZBEKISTAN	0	39,202	-	0	67,236	-
LITHUANIA	119	0	-100	1,601	0	-100
LATVIA	138	229	65.94	3,130	3,524	12.59
ESTONIA	226	5,298	2244.25	6,197	15,844	155.67
MALTA	0	114	-	0	423	-
SLOVAKIA	21,280	9,291	-56.34	144,514	79,315	-45.12
SLOVENIA	1,032	5,553	438.08	8,823	37,539	325.47
CZECH REPUBLIC	11,096	22,691	104.5	74,567	147,172	97.37
RUSSIA FEDERATION	34,127	15,304	-55.16	282,347	93,311	-66.95
-TEKSTIL LAINNYA	266,919,176	292,754,135	9.68	569,733,796	614,672,617	7.89
JAPAN	22,770,960	20,405,732	-10.39	65,325,680	56,818,522	-13.02
HONG KONG	10,771,419	11,538,523	7.12	23,169,499	22,273,983	-3.87
KOREA, DEMOCRATIC PEOPLE'S REPUBLIC	516,784	317,449	-38.57	992,804	678,879	-31.62
KOREA, REPUBLIC OF	21,689,054	21,106,356	-2.69	46,401,301	50,916,683	9.73
TAIWAN	11,411,042	8,843,239	-22.5	20,493,738	16,142,941	-21.23
CHINA	13,463,007	12,054,464	-10.46	24,168,128	26,101,457	8
MONGOLIA	0	162	-	0	1,209	-
MACAU	0	1,372,894	-	0	3,548,715	-
PAPUA NEW GUINEA	117,011	73,052	-37.57	193,697	173,919	-10.21
THAILAND	6,341,860	6,432,086	1.42	14,889,530	15,423,727	3.59
SINGAPORE	4,474,962	9,063,864	102.55	12,042,885	17,303,137	43.68
PHILIPPINES	6,780,009	7,984,668	17.77	13,550,869	15,405,094	13.68
MALAYSIA	7,464,484	7,334,179	-1.75	17,692,285	17,169,569	-2.95
MYANMAR (FORM. BURMA)	15,802	21,451	35.75	84,251	103,662	23.04
CAMBODIA	124,642	216,278	73.52	549,774	669,338	21.75
BRUNEI DARUSSALAM	60,349	25,848	-57.17	163,212	38,970	-76.12
NEPAL	0	17,372	-	0	23,417	-
VIET NAM	7,587,510	6,984,108	-7.95	13,745,107	12,098,675	-11.98
MALDIVES	23,252	10,517	-54.77	108,144	53,464	-50.56
INDIA	13,046,514	12,768,829	-2.13	23,740,467	18,303,265	-22.9
PAKISTAN	3,735,477	8,237,335	120.52	6,750,526	12,137,914	79.81
BANGLADESH	6,274,854	5,174,198	-17.54	14,383,432	12,954,494	-9.93
SRI LANKA	3,189,237	3,311,076	3.82	8,764,459	9,285,624	5.95
AFGHANISTAN	18,096	10,625	-41.29	76,935	21,075	-72.61
IRAN (ISLAMIC REPUBLIC OF)	5,375,340	5,863,296	9.08	9,741,037	10,454,454	7.32
SAUDI ARABIA	642,354	461,993	-28.08	3,264,089	1,976,472	-39.45
KUWAIT	11,364	31,381	176.14	75,364	196,311	160.48
JORDAN	165,401	232,810	40.75	286,812	452,251	57.68
LEBANON	7,809	17,021	117.97	88,475	67,210	-24.04
YEMEN	244,145	310,065	27	877,211	895,809	2.12
OMAN	37,637	11,964	-68.21	70,698	54,204	-23.33
SYRIA ARAB REPUBLIC	1,849,818	1,115,549	-39.69	3,263,262	1,866,412	-42.81
TURKEY	17,464,225	16,106,405	-7.77	31,946,852	30,169,247	-5.56
UNITED ARAB EMIRATES	1,810,252	1,093,755	-39.58	5,812,859	6,762,496	16.34
QATAR	145	13,846	9448.97	496	68,103	13630.4
BAHRAIN	123,701	60	-99.95	302,488	278	-99.91
CYPRUS	5,742	572	-90.04	28,355	3,579	-87.38
EGYPT	8,992,509	13,056,423	45.19	14,384,194	21,101,539	46.7
MOROCCO	744,612	2,346,279	215.1	1,070,310	2,741,494	156.14
TUNISIA	172,552	100,339	-41.85	306,370	223,386	-27.09
ALGERIA	779,630	1,140,826	46.33	1,233,687	1,853,703	50.26
SUDAN	44,606	37,792	-15.28	60,333	57,300	-5.03
ERITREA	9,576	0	-100	31,601	0	-100
ETHIOPIA	13,200	6,600	-50	45,540	22,770	-50

TABEL 5. PERKEMBANGAN EKSPOR INDONESIA MENURUT KOMODITI DAN NEGARA TUJUAN

JENIS BARANG	BERAT BERSIH (KG)		PERUB	NILAI FOB (US \$)		PERUB
	JAN-MAR 2005	JAN-MAR 2006	%	JAN-MAR 2005	JAN-MAR 2006	%
	(1)	(2)	(3)	(4)	(5)	(6)
TANZANIA, UNITED REPUBLIC OF	123,596	155,295	25.65	294,179	275,498	-6.35
MADAGASCAR	95,699	95,164	-0.56	219,324	315,794	43.99
SOMALIA	0	26,474	-	0	303,240	-
KENYA	318,779	165,553	-48.07	734,783	232,180	-68.4
REUNION	14,200	16,369	15.27	19,243	35,589	84.95
BOTSWANA	0	6,768	-	0	15,909	-
EQUATORIAL GUINEA	0	1,014	-	0	946	-
TOGO	17,989	15,779	-12.29	115,873	41,400	-64.27
GHANA	91,878	227,588	147.71	302,986	684,811	126.02
GUINEA	29,155	25,842	-11.36	73,155	34,707	-52.56
ANGOLA	174	0	-100	300	0	-100
CONGO	6,934	22,687	227.18	36,763	78,385	113.22
CAMEROON	990	727	-26.57	4,017	1,015	-74.73
NIGERIA	200,130	80,620	-59.72	1,289,845	174,728	-86.45
GABON	71,600	0	-100	98,791	0	-100
COTE D'IVOIRE	34,234	60,324	76.21	86,380	165,257	91.31
SENEGAL	44,212	2,138	-95.16	144,376	6,039	-95.82
MAURITANIA	305,623	33,511	-89.04	804,465	241,920	-69.93
BENIN	26,212	75,518	188.1	235,222	600,169	155.15
GAMBIA	9,199	9,604	4.4	14,043	8,039	-42.75
U.S. VIRGIN ISLANDS	5,119	50	-99.02	3,475	376	-89.18
SEYCHELLES	2,871	3,447	20.06	12,281	5,803	-52.75
UGANDA	0	1,042	-	0	8,960	-
NIGER	72,290	1,235	-98.29	203,652	11,600	-94.3
DJIBOUTI	619,798	1,258,950	103.12	1,462,096	2,554,013	74.68
SOUTH AFRICA	1,666,817	1,319,836	-20.82	3,562,797	2,965,049	-16.78
ZIMBABWE	130,846	17,711	-86.46	498,161	90,034	-81.93
ZAMBIA	42,443	8,191	-80.7	73,461	19,694	-73.19
MAURITIUS	290,062	185,374	-36.09	671,327	487,148	-27.44
RWANDA	0	23,520	-	0	32,599	-
VIRGIN ISLANDS (BRITISH)	78	0	-100	119	0	-100
AUSTRALIA	3,998,658	3,645,718	-8.83	9,531,637	8,329,418	-12.61
NEW ZEALAND	847,573	642,818	-24.16	2,460,136	2,094,821	-14.85
MICRONESIA, FEDERATED STATES OF	799	0	-100	250	0	-100
GUAM	715	5,370	651.05	2,543	20,177	693.43
PALAU	127	34	-73.23	255	4,728	1754.12
NEW CALEDONIA	18,121	19,404	7.08	42,112	61,136	45.17
NORTHERN MARIANA ISLANDS	864	1,883	117.94	1,639	4,267	160.34
SAINT VINCENT AND THE GRENADINES	179	0	-100	1,190	0	-100
VANUATU	7,036	6,944	-1.31	12,051	6,798	-43.59
WALLIS AND FUTUNA ISLANDS	0	4,640	-	0	7,299	-
AMERICAN SAMOA	0	95	-	0	12,955	-
COOK ISLANDS	4,631	2,132	-53.96	15,490	4,148	-73.22
FIJI	60,826	19,125	-68.56	171,171	133,752	-21.86
MARSHALL ISLANDS	0	214	-	0	525	-
SAMOA	269	0	-100	219	0	-100
TONGA	49	0	-100	88	0	-100
EAST TIMOR	381,114	16,164	-95.76	999,421	21,644	-97.83
UNITED STATES	13,404,883	22,955,439	71.25	29,956,882	50,685,089	69.19
CANADA	1,730,932	2,047,227	18.27	3,708,728	4,777,905	28.83
MEXICO	2,098,752	2,630,223	25.32	4,382,605	5,001,344	14.12
GUATEMALA	153,615	146,922	-4.36	332,921	276,570	-16.93
HONDURAS	183	19,596	10608.2	2,873	51,123	1679.43
NICARAGUA	0	10,427	-	0	23,089	-
PANAMA	84,367	104,386	23.73	181,970	227,650	25.1
SURINAME	734	51,475	6912.94	1,164	102,953	8744.76
CHILE	805,989	1,050,168	30.3	1,551,865	2,309,574	48.83
VENEZUELA	3,049,128	1,978,867	-35.1	7,655,259	4,236,386	-44.66
ARGENTINA	5,157,850	4,018,330	-22.09	10,101,942	8,202,264	-18.81

TABEL 5. PERKEMBANGAN EKSPOR INDONESIA MENURUT KOMODITI DAN NEGARA TUJUAN

JENIS BARANG	BERAT BERSIH (KG)		PERUB	NILAI FOB (US \$)		PERUB
	JAN-MAR 2005	JAN-MAR 2006	%	JAN-MAR 2005	JAN-MAR 2006	%
	(1)	(2)	(3)	(4)	(5)	(6)
BRAZIL	16,568,052	24,834,083	49.89	27,835,418	42,770,074	53.65
COLOMBIA	2,632,467	1,785,352	-32.18	5,764,878	3,762,136	-34.74
URUGUAY	139,789	229,501	64.18	225,294	507,887	125.43
PARAGUAY	39,597	0	-100	93,055	0	-100
ECUADOR	559,617	397,371	-28.99	941,429	708,719	-24.72
PERU	489,940	354,637	-27.62	813,250	883,702	8.66
GUYANA	3,499	0	-100	5,100	0	-100
TRINIDAD AND TOBAGO	46,198	37,541	-18.74	65,061	58,517	-10.06
BAHAMAS	0	573	-	0	735	-
JAMAICA	88,550	111,394	25.8	129,633	175,305	35.23
PUERTO RICO	0	469	-	0	7,983	-
BELIZE	0	279	-	0	1,027	-
DOMINICAN REPUBLIC	51,085	77,486	51.68	90,711	196,278	116.38
EL SALVADOR	258,295	193,056	-25.26	439,122	351,190	-20.02
COSTA RICA	175,326	87,786	-49.93	709,209	139,782	-80.29
HAITI	0	57,460	-	0	80,441	-
BARBADOS	43	337	683.72	541	789	45.84
ANGUILLA	1,139	0	-100	4,953	0	-100
BERMUDA	190	411	116.32	1,486	2,877	93.61
CAYMAN ISLANDS	103	0	-100	122	0	-100
FRENCH GUIANA	0	832	-	0	447	-
FRENCH POLYNESIA	26,193	26,973	2.98	59,546	73,085	22.74
GRENADA	0	21,423	-	0	47,023	-
MARTINIQUE	3,439	6,432	87.03	7,910	9,723	22.92
NETHERLANDS ANTILLES	29,262	13,578	-53.6	23,959	41,921	74.97
SAINT LUCIA	4,828	0	-100	19,350	0	-100
TURKS AND CAICOS ISLANDS	11	417	3690.91	16	120	650
GUADELOUPE	3,210	5,682	77.01	6,481	18,571	186.55
SAINT KITTS AND NEVIS	329	879	167.17	3,113	1,544	-50.4
UNITED KINGDOM	2,649,307	2,262,908	-14.58	6,121,836	5,684,308	-7.15
NETHERLANDS	731,561	1,141,756	56.07	2,021,450	2,941,063	45.49
FRANCE	406,647	355,714	-12.53	1,715,717	1,649,450	-3.86
GERMANY, FED. REP. OF	4,081,552	5,312,281	30.15	10,387,428	13,512,825	30.09
AUSTRIA	12,595	10,689	-15.13	59,201	78,377	32.39
BELGIUM	5,913,286	6,477,933	9.55	12,276,024	12,993,987	5.85
SWITZERLAND	7,581	156,025	1958.11	21,112	355,352	1583.18
DENMARK	183,086	164,540	-10.13	602,876	674,402	11.86
NORWAY	19,406	17,030	-12.24	142,549	149,105	4.6
SWEDEN	339,413	603,352	77.76	1,735,285	3,741,434	115.61
FINLAND	42,518	69,468	63.38	98,154	158,861	61.85
IRELAND	62,360	257	-99.59	186,275	126	-99.93
ITALY	6,876,092	8,840,458	28.57	13,981,283	17,456,582	24.86
SPAIN	6,074,317	5,133,277	-15.49	12,595,340	10,670,076	-15.29
PORTUGAL	589,171	1,213,824	106.02	1,472,256	3,208,263	117.91
ICELAND	19,199	0	-100	30,135	0	-100
GREECE	1,329,064	1,580,057	18.88	2,875,708	3,668,163	27.56
CZECHOSLOVAKIA	35,475	255	-99.28	63,489	934	-98.53
HUNGARY	601,580	589,909	-1.94	1,094,150	1,216,417	11.17
POLAND	1,294,444	962,188	-25.67	2,329,898	1,976,897	-15.15
ROMANIA	75,263	68,139	-9.47	174,193	125,178	-28.14
BULGARIA	572	2,169	279.2	2,050	8,651	322
AZERBAIJAN	1,221	0	-100	12,658	0	-100
KAZAKHSTAN	8,998	0	-100	78,390	0	-100
UKRAINE	0	26,773	-	0	81,215	-
UZBEKISTAN	0	40	-	0	5	-
LITHUANIA	0	559,295	-	0	897,761	-
LATVIA	0	20,352	-	0	87,848	-
ESTONIA	20,026	10,818	-45.98	50,347	44,585	-11.44
GEORGIA	0	4,316	-	0	2,879	-

TABEL 5. PERKEMBANGAN EKSPOR INDONESIA MENURUT KOMODITI DAN NEGARA TUJUAN

JENIS BARANG	BERAT BERSIH (KG)		PERUB	NILAI FOB (US \$)		PERUB
	JAN-MAR 2005	JAN-MAR 2006	%	JAN-MAR 2005	JAN-MAR 2006	%
(1)	(2)	(3)	(4)	(5)	(6)	(7)
CROATIA	5,047	3,820	-24.31	14,026	8,035	-42.71
BOSNIA AND HERZEGOVINA	0	1,970	-	0	6,091	-
MALTA	2,625	5,838	122.4	17,504	44,265	152.89
SLOVAKIA	88	139,047	157908	1,066	224,862	20994
SLOVENIA	1,057	41,851	3859.41	19,017	48,121	153.04
CZECH REPUBLIC	160	154,952	96745	2,572	266,662	10267.9
RUSSIA FEDERATION	15,038	109,669	629.28	59,889	248,693	315.26
-BARANG DARI KARET	102,574,941	106,938,082	4.25	231,059,989	280,056,046	21.2
JAPAN	17,741,492	20,551,663	15.84	46,939,670	56,506,614	20.38
HONG KONG	1,421,821	1,480,312	4.11	4,295,549	5,348,696	24.52
KOREA, REPUBLIC OF	1,318,918	1,162,443	-11.86	2,226,307	2,790,563	25.34
TAIWAN	1,577,420	1,309,062	-17.01	2,963,962	3,454,564	16.55
CHINA	2,003,115	1,204,942	-39.85	1,917,818	2,697,442	40.65
PAPUA NEW GUINEA	688,123	596,057	-13.38	1,329,227	1,349,732	1.54
THAILAND	1,971,388	2,111,960	7.13	6,058,585	6,736,120	11.18
SINGAPORE	3,686,704	2,079,570	-43.59	11,840,349	13,248,045	11.89
PHILIPPINES	3,339,709	3,462,806	3.69	5,628,226	5,597,229	-0.55
MALAYSIA	6,544,928	3,848,564	-41.2	5,525,667	7,977,860	44.38
MYANMAR (FORM. BURMA)	157,914	267,216	69.22	334,721	562,921	68.18
CAMBODIA	47,770	165,485	246.42	106,367	378,100	255.47
BRUNEI DARUSSALAM	95,189	127,420	33.86	172,123	263,570	53.13
LAO PEOPLE'S DEMOCRATIC REPUBLIC	21,371	21,454	0.39	45,358	50,975	12.38
NEPAL	18,815	19,527	3.78	47,168	42,651	-9.58
VIET NAM	1,005,280	967,930	-3.72	1,853,799	2,474,208	33.47
MALDIVES	907	6,104	572.99	2,205	14,782	570.39
INDIA	102,137	281,629	175.74	399,706	666,288	66.69
PAKISTAN	588,705	831,480	41.24	1,151,975	1,879,791	63.18
BANGLADESH	490,338	411,535	-16.07	891,104	861,291	-3.35
SRI LANKA	706,997	537,412	-23.99	1,359,035	1,126,408	-17.12
AFGHANISTAN	22,441	45,658	103.46	32,550	117,501	260.99
IRAQ	0	23,735	-	0	58,431	-
IRAN (ISLAMIC REPUBLIC OF)	853,332	757,446	-11.24	1,740,237	1,917,180	10.17
SAUDI ARABIA	4,304,017	4,942,416	14.83	8,409,088	10,883,118	29.42
KUWAIT	200,462	192,339	-4.05	365,517	433,410	18.57
JORDAN	742,474	405,882	-45.33	1,174,755	725,475	-38.24
LEBANON	217,074	253,649	16.85	438,614	597,513	36.23
YEMEN	778,985	1,093,406	40.36	1,501,632	2,530,846	68.54
OMAN	149,893	165,393	10.34	315,177	389,373	23.54
SYRIA ARAB REPUBLIC	546,151	366,229	-32.94	1,148,327	852,223	-25.79
TURKEY	1,189,485	986,131	-17.1	2,258,052	2,365,193	4.74
UNITED ARAB EMIRATES	4,987,434	5,502,335	10.32	11,115,775	13,239,537	19.11
QATAR	83,367	121,096	45.26	193,427	281,369	45.47
BAHRAIN	53,652	28,203	-47.43	125,036	72,140	-42.3
CYPRUS	46,120	40,417	-12.37	118,149	113,535	-3.91
EGYPT	2,547,141	3,487,734	36.93	4,702,400	7,277,448	54.76
LIBYAN ARAB JAMAHIRIYA	597,491	509,096	-14.79	1,293,185	1,298,932	0.44
MOROCCO	71,920	55,864	-22.32	182,056	140,486	-22.83
TUNISIA	17,805	20,341	14.24	42,870	49,899	16.4
ALGERIA	126,671	61,448	-51.49	274,323	157,145	-42.72
SUDAN	157,998	195,594	23.8	356,225	484,117	35.9
ERITREA	13,134	0	-100	28,376	0	-100
ETHIOPIA	63,998	0	-100	120,551	0	-100
TANZANIA, UNITED REPUBLIC OF	63,113	60,621	-3.95	102,455	135,555	32.31
MADAGASCAR	269	0	-100	1,250	0	-100
KENYA	33,763	34,756	2.94	69,401	84,063	21.13
REUNION	23,245	16,972	-26.99	57,088	57,065	-0.04
MOZAMBIQUE	6,164	14,208	130.5	8,504	34,625	307.16
BOTSWANA	54,943	0	-100	134,578	0	-100
TOGO	0	5,210	-	0	10,085	-

TABEL 5. PERKEMBANGAN EKSPOR INDONESIA MENURUT KOMODITI DAN NEGARA TUJUAN

JENIS BARANG	BERAT BERSIH (KG)		PERUB	NILAI FOB (US \$)		PERUB
	JAN-MAR 2005	JAN-MAR 2006	%	JAN-MAR 2005	JAN-MAR 2006	%
	(1)	(2)	(3)	(4)	(5)	(6)
GHANA	163,360	150,547	-7.84	219,693	195,628	-10.95
GUINEA	0	750	-	0	1,500	-
ANGOLA	306	58,721	19089.9	525	145,482	27610.9
CONGO	19,514	0	-100	115,200	0	-100
CAMEROON	35,658	0	-100	54,538	0	-100
NIGERIA	587,668	496,375	-15.53	1,253,383	995,738	-20.56
COTE D'IVOIRE	0	23,858	-	0	51,661	-
SENEGAL	57,047	11,715	-79.46	101,510	23,912	-76.44
BENIN	0	27,655	-	0	72,469	-
SEYCHELLES	44	0	-100	130	0	-100
UGANDA	11,553	27,957	141.99	14,870	71,407	380.21
DJIBOUTI	135,136	121,719	-9.93	262,553	246,203	-6.23
SOUTH AFRICA	290,717	242,368	-16.63	678,774	576,489	-15.07
MALAWI	0	5,516	-	0	13,844	-
MAURITIUS	104,828	60,333	-42.45	187,960	156,317	-16.83
RWANDA	15,746	0	-100	30,009	0	-100
AUSTRALIA	1,832,235	1,429,442	-21.98	4,091,115	3,610,838	-11.74
NEW ZEALAND	420,682	378,059	-10.13	879,054	956,680	8.83
MICRONESIA, FEDERATED STATES OF	710	14	-98.03	222	57	-74.32
NEW CALEDONIA	4,193	251	-94.01	8,890	2,975	-66.54
VANUATU	8,207	3,983	-51.47	18,348	9,530	-48.06
AMERICAN SAMOA	0	14,198	-	0	43,241	-
COOK ISLANDS	0	7,934	-	0	2,824	-
FIJI	50,233	50,337	0.21	98,099	112,394	14.57
SAMOA	21,425	40,865	90.74	43,398	100,726	132.1
SOLOMON ISLANDS	0	650	-	0	9,818	-
EAST TIMOR	48,622	51,758	6.45	69,385	37,884	-45.4
UNITED STATES	16,669,779	20,025,472	20.13	39,415,508	53,013,464	34.5
CANADA	625,284	342,205	-45.27	1,247,279	649,617	-47.92
MEXICO	244,436	352,928	44.38	518,590	846,158	63.17
GUATEMALA	143,880	82,829	-42.43	283,344	211,890	-25.22
HONDURAS	112,961	174,102	54.13	131,941	360,240	173.03
NICARAGUA	21,622	0	-100	222,936	0	-100
PANAMA	120,496	11,654	-90.33	246,227	24,333	-90.12
CHILE	6,588	33,534	409.02	17,820	48,463	171.96
VENEZUELA	435,596	1,534	-99.65	896,676	8,193	-99.09
ARGENTINA	98,952	97,167	-1.8	272,775	236,541	-13.28
BRAZIL	439,798	373,430	-15.09	841,749	753,925	-10.43
COLOMBIA	175,738	98,113	-44.17	332,760	258,317	-22.37
BOLIVIA	0	8,234	-	0	23,920	-
URUGUAY	25,005	15,131	-39.49	56,225	28,427	-49.44
PARAGUAY	0	12,711	-	0	29,197	-
ECUADOR	19,307	8,851	-54.16	45,014	18,884	-58.05
PERU	23,125	88,348	282.05	51,200	247,869	384.12
TRINIDAD AND TOBAGO	47,182	12,351	-73.82	107,640	45,304	-57.91
JAMAICA	214,238	273,654	27.73	437,006	661,143	51.29
PUERTO RICO	16,020	0	-100	35,040	0	-100
DOMINICAN REPUBLIC	77,981	175,339	124.85	154,977	416,832	168.96
EL SALVADOR	37,160	0	-100	86,680	0	-100
COSTA RICA	146	210,466	144055	171	485,649	283905
HAITI	12,132	12,109	-0.19	30,485	30,468	-0.06
BARBADOS	0	9,025	-	0	23,554	-
DOMINICA	28,467	52,883	85.77	58,482	130,370	122.92
FRENCH POLYNESIA	0	4,130	-	0	10,197	-
GUADELOUPE	0	2	-	0	25	-
UNITED KINGDOM	4,549,862	4,077,059	-10.39	11,141,284	10,694,963	-4.01
NETHERLANDS	1,313,092	1,564,255	19.13	3,385,744	3,568,638	5.4
FRANCE	611,691	567,920	-7.16	1,476,614	1,507,594	2.1
GERMANY, FED. REP. OF	2,434,330	4,693,005	92.78	9,427,192	15,330,795	62.62

TABEL 5. PERKEMBANGAN EKSPOR INDONESIA MENURUT KOMODITI DAN NEGARA TUJUAN

JENIS BARANG	BERAT BERSIH (KG)		PERUB	NILAI FOB (US \$)		PERUB
	JAN-MAR 2005	JAN-MAR 2006	%	JAN-MAR 2005	JAN-MAR 2006	%
	(1)	(2)	(3)	(4)	(5)	(6)
AUSTRIA	17,330	40,759	135.19	67,331	111,154	65.09
BELGIUM	1,871,228	1,716,142	-8.29	4,175,495	4,013,974	-3.87
SWITZERLAND	16,999	15,095	-11.2	43,920	38,218	-12.98
LUXEMBOURG	17	26	52.94	364	139	-61.81
DENMARK	291,368	243,764	-16.34	575,579	506,460	-12.01
NORWAY	437,414	357,856	-18.19	1,242,959	1,010,336	-18.72
SWEDEN	632,829	503,200	-20.48	1,768,105	1,441,520	-18.47
FINLAND	560,669	503,015	-10.28	1,448,264	1,253,828	-13.43
IRELAND	193,055	164,395	-14.85	451,790	439,050	-2.82
ITALY	2,899,525	3,499,271	20.68	6,197,023	9,295,801	50
SPAIN	854,111	956,577	12	1,917,514	2,466,676	28.64
PORTUGAL	287,183	496,484	72.88	718,456	1,409,896	96.24
ICELAND	2,364	0	-100	6,795	0	-100
GREECE	81,212	204,533	151.85	188,815	527,998	179.64
HUNGARY	18,145	97,820	439.1	40,034	327,737	718.65
POLAND	155,961	192,893	23.68	443,700	502,334	13.21
ROMANIA	7,152	0	-100	17,520	0	-100
BULGARIA	0	62,748	-	0	111,329	-
ALBANIA	0	12,667	-	0	21,180	-
ARMENIA	0	37,454	-	0	95,256	-
AZERBAIJAN	51,274	10,671	-79.19	114,633	25,254	-77.97
TURKMENISTAN	21,989	13,094	-40.45	47,654	33,316	-30.09
UKRAINE	0	19,528	-	0	38,053	-
LITHUANIA	56,922	47,170	-17.13	139,614	113,151	-18.95
LATVIA	48,381	103,930	114.82	97,163	217,024	123.36
ESTONIA	7,201	12,181	69.16	15,783	39,120	147.86
GEORGIA	0	25,970	-	0	62,655	-
CROATIA	110	176	60	399	602	50.88
MALTA	36,690	38,171	4.04	87,331	101,327	16.03
SLOVAKIA	0	8,643	-	0	24,125	-
SLOVENIA	77,438	0	-100	213,032	0	-100
CZECH REPUBLIC	3,811	11,935	213.17	201,051	50,822	-74.72
REP. OF MACEDONIA	0	19,499	-	0	44,600	-
FAEROE ISLANDS	12,559	0	-100	6,096	0	-100
RUSSIA FEDERATION	137,669	108,219	-21.39	386,035	296,410	-23.22
-SHEET	99,997,032	77,572,752	-22.42	117,576,345	131,230,775	11.61
JAPAN	27,116,771	21,741,869	-19.82	31,795,806	35,847,136	12.74
HONG KONG	0	128,141	-	0	231,177	-
KOREA, REPUBLIC OF	6,438,920	2,029,500	-68.48	7,342,585	3,532,530	-51.89
TAIWAN	621,252	1,579,953	154.32	737,274	2,806,185	280.62
CHINA	9,517,286	10,472,315	10.03	10,980,999	17,568,748	59.99
SINGAPORE	168,729	701,423	315.71	243,105	1,279,912	426.49
PHILIPPINES	403,200	940,521	133.26	478,147	1,579,225	230.28
MALAYSIA	0	94,030	-	0	178,832	-
MYANMAR (FORM. BURMA)	100,800	0	-100	114,408	0	-100
VIET NAM	54,918	412,235	650.64	71,668	687,959	859.92
INDIA	425,760	100,800	-76.32	516,683	167,500	-67.58
PAKISTAN	141,120	262,080	85.71	162,388	428,722	164.01
SRI LANKA	108,864	40,320	-62.96	175,090	61,690	-64.77
IRAN (ISLAMIC REPUBLIC OF)	362,880	0	-100	431,343	0	-100
TURKEY	662,400	273,600	-58.7	748,918	481,272	-35.74
EGYPT	0	604,800	-	0	1,037,943	-
KENYA	12,000	80,640	572	15,450	129,024	735.11
SOUTH AFRICA	3,950,400	1,569,600	-60.27	4,660,137	2,670,487	-42.7
AUSTRALIA	1,411,200	423,360	-70	1,652,238	737,634	-55.36
NEW ZEALAND	1,048,320	80,640	-92.31	1,232,050	133,862	-89.14
NEW CALEDONIA	1	0	-100	5	0	-100
UNITED STATES	11,177,776	8,718,410	-22	13,613,782	15,240,164	11.95
CANADA	2,219,590	3,443,117	55.12	2,632,684	6,003,555	128.04

TABEL 5. PERKEMBANGAN EKSPOR INDONESIA MENURUT KOMODITI DAN NEGARA TUJUAN

JENIS BARANG	BERAT BERSIH (KG)		PERUB	NILAI FOB (US \$)		PERUB
	JAN-MAR 2005	JAN-MAR 2006	%	JAN-MAR 2005	JAN-MAR 2006	%
	(1)	(2)	(3)	(4)	(5)	(6)
MEXICO	2,338,561	624,959	-73.28	2,749,258	1,020,315	-62.89
CHILE	504,000	144,306	-71.37	593,208	245,421	-58.63
VENEZUELA	1,512,000	1,612,800	6.67	1,776,590	2,759,792	55.34
ARGENTINA	1,451,520	161,280	-88.89	1,686,401	275,587	-83.66
BRAZIL	943,746	500,226	-47	1,118,584	789,233	-29.44
COLOMBIA	1,995,840	141,120	-92.93	2,330,314	257,040	-88.97
PERU	282,240	100,800	-64.29	322,980	161,280	-50.07
COSTA RICA	504,000	60,480	-88	598,447	111,888	-81.3
FRENCH POLYNESIA	46	0	-100	168	0	-100
MARTINIQUE	0	64	-	0	303	-
GUADELOUPE	0	2	-	0	25	-
UNITED KINGDOM	2,760,599	2,681,280	-2.87	3,243,627	4,494,671	38.57
NETHERLANDS	3,169,200	2,635,320	-16.85	3,643,220	4,398,408	20.73
FRANCE	2,307,095	438,517	-80.99	2,718,062	776,955	-71.42
GERMANY, FED. REP. OF	1,052,687	761,405	-27.67	1,274,789	1,344,689	5.48
BELGIUM	5,639,708	5,796,941	2.79	6,561,327	9,706,515	47.94
LUXEMBOURG	241,920	0	-100	280,627	0	-100
ITALY	656,460	376,740	-42.61	785,684	647,835	-17.55
SPAIN	429,838	1,330,946	209.64	509,235	2,310,997	353.82
GREECE	0	40,320	-	0	85,478	-
HUNGARY	0	42,840	-	0	76,041	-
POLAND	4,093,812	5,159,999	26.04	4,820,581	8,673,795	79.93
ROMANIA	388,080	60,480	-84.42	456,549	99,187	-78.27
UKRAINE	661,335	549,176	-16.96	777,792	1,065,776	37.03
SLOVENIA	2,225,166	214,200	-90.37	2,635,012	374,421	-85.79
RUSSIA FEDERATION	896,992	441,197	-50.81	1,089,130	751,566	-30.99
-CRUMB RUBBER	385,692,417	480,152,386	24.49	449,463,863	797,293,705	77.39
JAPAN	35,724,516	73,205,635	104.92	41,066,640	119,925,253	192.03
HONG KONG	60,480	0	-100	71,366	0	-100
KOREA, REPUBLIC OF	11,259,900	14,962,720	32.89	12,858,772	25,078,567	95.03
TAIWAN	968,040	2,600,638	168.65	1,124,072	4,225,640	275.92
CHINA	28,938,529	57,746,721	99.55	34,044,263	97,038,409	185.04
SINGAPORE	25,288,385	32,386,773	28.07	28,881,779	54,337,285	88.14
PHILIPPINES	151,200	0	-100	179,247	0	-100
MALAYSIA	386,820	271,705	-29.76	454,499	471,607	3.76
VIET NAM	0	3,427,200	-	0	5,872,289	-
INDIA	1,693,440	3,205,440	89.29	1,945,599	5,816,370	198.95
PAKISTAN	1,270,080	1,250,108	-1.57	1,477,473	2,086,610	41.23
SRI LANKA	417,657	100,800	-75.87	460,716	161,451	-64.96
IRAN (ISLAMIC REPUBLIC OF)	604,800	1,592,640	163.33	710,066	2,721,114	283.22
SAUDI ARABIA	60,480	0	-100	68,916	0	-100
TURKEY	5,962,612	6,610,638	10.87	7,048,624	11,396,292	61.68
UNITED ARAB EMIRATES	60,480	80,640	33.33	80,741	143,942	78.28
EGYPT	120,960	0	-100	164,506	0	-100
TUNISIA	0	322,560	-	0	510,454	-
ALGERIA	0	107,100	-	0	179,742	-
ETHIOPIA	302,400	0	-100	356,398	0	-100
TANZANIA, UNITED REPUBLIC OF	40,320	0	-100	48,000	0	-100
KENYA	342,719	100,800	-70.59	396,384	140,112	-64.65
MAURITANIA	0	120,960	-	0	201,049	-
DJIBOUTI	564,480	0	-100	678,223	0	-100
SOUTH AFRICA	4,204,498	6,706,560	59.51	5,012,806	11,602,208	131.45
ZIMBABWE	40,320	0	-100	48,666	0	-100
AUSTRALIA	3,064,314	3,769,920	23.03	3,577,923	6,059,880	69.37
NEW ZEALAND	201,600	910,199	351.49	243,994	1,522,327	523.92
EAST TIMOR	60,480	42,840	-29.17	81,043	68,944	-14.93
UNITED STATES	166,665,189	162,729,744	-2.36	194,417,931	266,340,986	36.99
CANADA	13,103,370	14,499,238	10.65	15,416,598	23,909,128	55.09
OTH NORTH AMERICA	342,720	0	-100	387,273	0	-100

TABEL 5. PERKEMBANGAN EKSPOR INDONESIA MENURUT KOMODITI DAN NEGARA TUJUAN

JENIS BARANG	BERAT BERSIH (KG)		PERUB	NILAI FOB (US \$)		PERUB
	JAN-MAR 2005	JAN-MAR 2006	%	JAN-MAR 2005	JAN-MAR 2006	%
	(1)	(2)	(3)	(4)	(5)	(6)
MEXICO	5,140,799	6,527,360	26.97	6,037,388	10,780,532	78.56
CHILE	2,237,758	2,479,716	10.81	2,661,775	4,150,573	55.93
VENEZUELA	2,056,320	2,724,800	32.51	2,386,466	4,569,878	91.49
ARGENTINA	4,281,165	6,146,946	43.58	4,932,995	10,175,930	106.28
BRAZIL	10,198,080	8,380,797	-17.82	11,990,781	13,889,542	15.84
COLOMBIA	3,870,722	5,345,784	38.11	4,611,693	9,085,832	97.02
ECUADOR	1,411,208	927,360	-34.29	1,512,323	1,548,036	2.36
PERU	1,591,911	1,491,840	-6.29	1,847,629	2,525,940	36.71
COSTA RICA	120,960	257,676	113.03	141,330	412,376	191.78
NORFOLK ISLANDS	200,600	0	-100	231,113	0	-100
UNITED KINGDOM	1,834,560	2,377,260	29.58	2,153,829	3,815,409	77.15
NETHERLANDS	3,726,038	5,424,596	45.59	4,338,940	9,243,971	113.05
FRANCE	7,405,099	7,363,425	-0.56	8,692,038	12,526,714	44.12
GERMANY, FED. REP. OF	16,746,562	18,606,623	11.11	19,661,454	31,706,277	61.26
AUSTRIA	0	120,960	-	0	193,330	-
BELGIUM	1,786,338	2,070,396	15.9	2,057,433	3,451,681	67.77
LUXEMBOURG	907,200	1,915,200	111.11	1,140,527	3,451,451	202.62
SWEDEN	504,000	403,200	-20	607,687	708,410	16.57
IRELAND	0	192,780	-	0	318,751	-
ITALY	4,774,140	4,837,140	1.32	5,706,421	8,290,739	45.29
SPAIN	6,168,361	6,428,520	4.22	7,021,536	10,812,498	53.99
PORTUGAL	0	60,480	-	0	94,835	-
GREECE	645,120	564,480	-12.5	827,240	876,887	6
HUNGARY	616,140	667,800	8.38	725,672	1,142,207	57.4
POLAND	2,694,798	2,220,332	-17.61	3,158,805	3,800,118	20.3
ROMANIA	1,871,100	1,900,080	1.55	2,164,809	3,313,038	53.04
YUGOSLAVIA	262,080	40,320	-84.62	313,447	63,778	-79.65
UKRAINE	846,717	0	-100	994,254	0	-100
SLOVENIA	1,837,080	3,793,680	106.51	2,171,087	6,306,476	190.48
RUSSIA FEDERATION	56,772	131,256	131.2	72,673	228,837	214.89
-CREPE	2,977,893	1,371,164	-53.96	3,542,484	2,344,026	-33.83
JAPAN	323	0	-100	11,333	0	-100
HONG KONG	7	0	-100	129	0	-100
KOREA, REPUBLIC OF	36,000	2	-99.99	44,640	2	-100
TAIWAN	685,440	40,320	-94.12	810,435	74,450	-90.81
CHINA	1,370,879	826,560	-39.71	1,619,224	1,457,643	-9.98
SINGAPORE	209	1	-99.52	1,024	2	-99.8
VIET NAM	0	20,000	-	0	14,000	-
PAKISTAN	80,640	0	-100	93,950	0	-100
SRI LANKA	100,800	0	-100	117,855	0	-100
SOUTH AFRICA	0	423,360	-	0	699,956	-
AUSTRALIA	181,450	1	-100	217,421	17	-99.99
NEW CALEDONIA	0	100	-	0	169	-
UNITED STATES	274,723	60,480	-77.99	319,706	96,768	-69.73
CANADA	161,280	20	-99.99	201,600	53	-99.97
FRENCH POLYNESIA	0	1	-	0	25	-
UNITED KINGDOM	4	3	-25	100	62	-38
NETHERLANDS	0	3	-	0	32	-
FRANCE	85,803	78	-99.91	102,765	164	-99.84
BELGIUM	1	0	-100	29	0	-100
DENMARK	0	154	-	0	334	-
SPAIN	28	28	0	265	162	-38.87
PORTUGAL	306	53	-82.68	2,008	187	-90.69
-BUNGKIL KELAPA	92,948,633	88,738,020	-4.53	7,021,826	4,532,886	-35.45
JAPAN	0	306,000	-	0	41,025	-
KOREA, REPUBLIC OF	53,406,194	42,089,128	-21.19	3,619,524	1,840,137	-49.16
CHINA	0	10,661,000	-	0	586,355	-
MALAYSIA	217,890	65,000	-70.17	28,667	2,582	-90.99
VIET NAM	1,352,000	9,580,000	608.58	374,200	458,100	22.42

TABEL 5. PERKEMBANGAN EKSPOR INDONESIA MENURUT KOMODITI DAN NEGARA TUJUAN

JENIS BARANG	BERAT BERSIH (KG)		PERUB	NILAI FOB (US \$)		PERUB
	JAN-MAR 2005	JAN-MAR 2006	%	JAN-MAR 2005	JAN-MAR 2006	%
(1)	(2)	(3)	(4)	(5)	(6)	(7)
INDIA	23,280,050	6,772,550	-70.91	1,902,274	358,801	-81.14
PAKISTAN	0	217,560	-	0	49,097	-
AUSTRALIA	36,475	0	-100	2,371	0	-100
NETHERLANDS	12,068,024	15,543,664	28.8	908,400	944,547	3.98
GERMANY, FED. REP. OF	2,588,000	3,400,000	31.38	186,390	224,400	20.39
GREECE	0	103,118	-	0	27,842	-
-DEDAK/BEKATUL	70,803,733	75,295,556	6.34	6,869,531	6,976,059	1.55
JAPAN	39,650	12,584,541	31639.1	3,897	1,188,126	30388.2
KOREA, REPUBLIC OF	63,077,230	52,921,055	-16.1	6,141,024	4,862,252	-20.82
TAIWAN	16,347	3,523,960	21457.2	1,175	319,576	27098
THAILAND	0	216,000	-	0	31,355	-
PHILIPPINES	1,500	0	-100	615	0	-100
MALAYSIA	613,315	0	-100	85,027	0	-100
VIET NAM	7,055,465	6,050,000	-14.25	636,343	574,750	-9.68
GERMANY, FED. REP. OF	226	0	-100	1,450	0	-100
-LAINNYA	409,541,058	423,097,727	3.31	19,251,606	23,769,097	23.47
JAPAN	6,002,142	4,672,571	-22.15	1,142,805	1,219,594	6.72
HONG KONG	0	1	-	0	23	-
KOREA, REPUBLIC OF	73,483,565	52,589,312	-28.43	2,919,083	2,827,723	-3.13
TAIWAN	281,750	632,367	124.44	24,429	93,324	282.02
CHINA	87,000	5,014	-94.24	9,408	5,823	-38.11
THAILAND	394,335	30,441,440	7619.69	138,708	1,177,255	748.73
SINGAPORE	7,199	23,221	222.56	25,815	139,592	440.74
PHILIPPINES	6,358,637	86,800	-98.63	228,312	15,612	-93.16
MALAYSIA	722,873	212,317	-70.63	223,200	123,660	-44.6
BRUNEI DARUSSALAM	0	400	-	0	6,112	-
VIET NAM	14,929,599	14,569,846	-2.41	1,084,547	769,938	-29.01
INDIA	1,048,010	813,750	-22.35	431,944	353,957	-18.05
PAKISTAN	0	1,035	-	0	2,268	-
BANGLADESH	860,000	600,000	-30.23	320,540	234,000	-27
SRI LANKA	42,000	0	-100	5,880	0	-100
SAUDI ARABIA	1	0	-100	27	0	-100
EGYPT	220,000	511,320	132.42	206,300	102,264	-50.43
TUNISIA	0	2,074,250	-	0	82,970	-
NIGERIA	245,600	200,000	-18.57	123,344	101,000	-18.12
SOUTH AFRICA	0	156,000	-	0	136,780	-
AUSTRALIA	2,675,400	880,331	-67.1	644,674	260,621	-59.57
EAST TIMOR	61,099	15	-99.98	7,255	6	-99.92
UNITED STATES	3,961	38,667	876.19	70,935	73,237	3.25
BRAZIL	53,216	0	-100	62,843	0	-100
UNITED KINGDOM	0	52,000	-	0	45,208	-
NETHERLANDS	254,813,760	263,956,325	3.59	9,718,585	14,054,218	44.61
GERMANY, FED. REP. OF	47,224,911	28,421,500	-39.82	1,837,653	1,298,552	-29.34
AUSTRIA	13,000	0	-100	11,669	0	-100
BELGIUM	0	3,140	-	0	34,181	-
IRELAND	13,000	13,000	0	13,650	12,350	-9.52
ITALY	0	22,000,105	-	0	489,471	-
SPAIN	0	52,000	-	0	37,520	-
PORTUGAL	0	13,000	-	0	11,830	-
POLAND	0	26,000	-	0	19,500	-
CZECH REPUBLIC	0	52,000	-	0	40,508	-
-MINYAK NILAM	674,266	707,102	4.87	10,781,060	10,947,026	1.54
JAPAN	6,145	3,704	-39.72	26,806	24,275	-9.44
HONG KONG	1,112	3,109	179.59	6,488	74,700	1051.36
TAIWAN	0	4	-	0	162	-
CHINA	69,678	71,369	2.43	297,823	287,834	-3.35
THAILAND	100	279	179	600	2,267	277.83
SINGAPORE	255,920	242,118	-5.39	3,941,360	3,382,569	-14.18
PHILIPPINES	0	223	-	0	5,447	-

TABEL 5. PERKEMBANGAN EKSPOR INDONESIA MENURUT KOMODITI DAN NEGARA TUJUAN

JENIS BARANG	BERAT BERSIH (KG)		PERUB	NILAI FOB (US \$)		PERUB
	JAN-MAR 2005	JAN-MAR 2006	%	JAN-MAR 2005	JAN-MAR 2006	%
	(1)	(2)	(3)	(4)	(5)	(6)
MALAYSIA	773	444	-42.56	4,162	2,072	-50.22
INDIA	47,440	43,578	-8.14	368,859	633,811	71.83
TURKEY	13,600	1,032	-92.41	61,145	4,982	-91.85
UNITED ARAB EMIRATES	2,000	2,000	0	59,940	40,000	-33.27
KENYA	0	180	-	0	220	-
SOUTH AFRICA	0	2,000	-	0	11,400	-
AUSTRALIA	0	300	-	0	14,148	-
NEW ZEALAND	440	0	-100	3,058	0	-100
UNITED STATES	77,902	111,416	43.02	1,460,352	2,009,653	37.61
CANADA	4,000	0	-100	32,440	0	-100
MEXICO	0	400	-	0	1,940	-
CHILE	0	2,000	-	0	23,800	-
BRAZIL	394	2,970	653.81	16,298	30,826	89.14
UNITED KINGDOM	47,197	7,169	-84.81	1,069,296	144,398	-86.5
NETHERLANDS	27,325	86,634	217.05	681,664	1,779,597	161.07
FRANCE	48,119	56,451	17.32	1,172,205	1,180,110	0.67
GERMANY, FED. REP. OF	11,834	19,475	64.57	302,124	398,398	31.87
BELGIUM	0	600	-	0	142,200	-
SWITZERLAND	17,548	31,394	78.9	368,500	470,494	27.68
ITALY	0	1,200	-	0	27,198	-
SPAIN	42,739	12,053	-71.8	907,940	248,025	-72.68
RUSSIA FEDERATION	0	5,000	-	0	6,500	-
-MINYAK ATSIRI LAINNYA	409,704	298,048	-27.25	7,393,855	4,212,052	-43.03
JAPAN	2,323	2,085	-10.25	186,190	132,122	-29.04
HONG KONG	458	928	102.62	1,103	3,670	232.73
TAIWAN	66	35	-46.97	2,350	1,143	-51.36
CHINA	24,677	65	-99.74	92,121	4,748	-94.85
THAILAND	1,781	1,987	11.57	13,526	16,530	22.21
SINGAPORE	116,214	164,521	41.57	1,174,515	1,490,228	26.88
MALAYSIA	1,127	1,554	37.89	24,029	33,200	38.17
BRUNEI DARUSSALAM	0	3,617	-	0	19,489	-
MALDIVES	34	0	-100	1,012	0	-100
INDIA	9,627	6,737	-30.02	78,999	116,851	47.91
PAKISTAN	409	0	-100	19,930	0	-100
SAUDI ARABIA	0	109	-	0	250	-
TURKEY	14,400	15,556	8.03	60,180	74,381	23.6
SOUTH AFRICA	190	0	-100	5,600	0	-100
AUSTRALIA	1,925	49	-97.45	8,038	724	-90.99
NEW ZEALAND	440	0	-100	3,058	0	-100
UNITED STATES	137,820	68,796	-50.08	3,721,872	1,863,383	-49.93
CANADA	697	17	-97.56	8,709	53	-99.39
MEXICO	28,000	0	-100	115,550	0	-100
BRAZIL	1	394	39300	2	15,666	783200
FRENCH POLYNESIA	0	21	-	0	100	-
UNITED KINGDOM	21,942	15,961	-27.26	553,672	101,839	-81.61
NETHERLANDS	1,500	4,147	176.47	37,086	51,959	40.1
FRANCE	18,444	5,443	-70.49	567,719	153,455	-72.97
GERMANY, FED. REP. OF	17,380	2,715	-84.38	471,559	24,533	-94.8
SWITZERLAND	3,851	40	-98.96	149,180	3,400	-97.72
ITALY	190	8	-95.79	5,500	43	-99.22
SPAIN	6,058	3,123	-48.45	91,818	103,900	13.16
GREECE	150	0	-100	537	0	-100
POLAND	0	140	-	0	385	-
-WANGI-WANGIAN DARI MINYAK ATSIRI	13,559,592	12,441,782	-8.24	35,855,933	35,244,691	-1.7
JAPAN	762,974	750,405	-1.65	2,638,095	2,165,817	-17.9
HONG KONG	240,836	188,955	-21.54	1,275,779	1,216,737	-4.63
KOREA, REPUBLIC OF	27,963	60,611	116.75	137,904	277,385	101.14
TAIWAN	575,265	881,376	53.21	1,002,157	749,734	-25.19
CHINA	186,009	729,002	291.92	942,286	362,164	-61.57

TABEL 5. PERKEMBANGAN EKSPOR INDONESIA MENURUT KOMODITI DAN NEGARA TUJUAN

JENIS BARANG	BERAT BERSIH (KG)		PERUB	NILAI FOB (US \$)		PERUB
	JAN-MAR 2005	JAN-MAR 2006	%	JAN-MAR 2005	JAN-MAR 2006	%
	(1)	(2)	(3)	(4)	(5)	(6)
MONGOLIA	0	10,527	-	0	56,857	-
PAPUA NEW GUINEA	89,997	50,613	-43.76	185,697	236,125	27.16
THAILAND	907,721	1,265,924	39.46	6,113,581	7,031,070	15.01
SINGAPORE	702,457	528,352	-24.79	2,848,567	2,343,416	-17.73
PHILIPPINES	1,728,264	361,708	-79.07	4,268,072	2,498,795	-41.45
MALAYSIA	1,908,674	2,815,906	47.53	4,374,206	6,563,684	50.05
MYANMAR (FORM. BURMA)	13,000	1,600	-87.69	149,781	34,740	-76.81
BRUNEI DARUSSALAM	98,899	84,556	-14.5	383,526	298,736	-22.11
NEPAL	754	800	6.1	968	12,960	1238.84
VIET NAM	2,318,652	780,408	-66.34	1,792,585	1,593,411	-11.11
MALDIVES	69,044	84,755	22.76	100,173	153,693	53.43
INDIA	63,771	73,662	15.51	143,032	161,677	13.04
PAKISTAN	285,018	190,769	-33.07	594,003	509,003	-14.31
BANGLADESH	41,151	96	-99.77	60,396	1,300	-97.85
SRI LANKA	58,008	27,698	-52.25	219,625	41,481	-81.11
IRAQ	8,350	0	-100	18,164	0	-100
IRAN (ISLAMIC REPUBLIC OF)	20	33,852	169160	360	172,634	47853.9
SAUDI ARABIA	110,603	95,682	-13.49	181,524	155,522	-14.32
JORDAN	52,088	20,279	-61.07	108,002	50,498	-53.24
LEBANON	1,339	10,312	670.13	1,579	27,396	1635.02
PALESTINA	0	500	-	0	9,950	-
YEMEN	4,230	207,177	4797.8	21,525	351,805	1534.4
OMAN	32,985	0	-100	78,814	0	-100
UNITED ARAB EMIRATES	2,131,032	1,804,888	-15.3	5,430,398	5,068,828	-6.66
QATAR	0	732	-	0	1,028	-
EGYPT	0	2,752	-	0	18,985	-
LIBYAN ARAB JAMAHIRIYA	35,470	26,942	-24.04	69,018	34,799	-49.58
SUDAN	2,160	0	-100	4,500	0	-100
ERITREA	3,599	0	-100	10,282	0	-100
NAMIBIA	0	216	-	0	399	-
TANZANIA, UNITED REPUBLIC OF	28,257	0	-100	46,955	0	-100
MADAGASCAR	19,585	16,712	-14.67	86,931	34,341	-60.5
KENYA	170,508	240,488	41.04	299,495	378,484	26.37
REUNION	108	233	115.74	573	252	-56.02
MOZAMBIQUE	43,936	0	-100	118,729	0	-100
EQUATORIAL GUINEA	2,650	11,465	332.64	2,127	19,118	798.82
TOGO	0	17,795	-	0	14,548	-
GHANA	38,744	30,441	-21.43	108,713	49,713	-54.27
ANGOLA	39,780	18,371	-53.82	116,025	26,205	-77.41
CAMEROON	8,796	7,686	-12.62	20,904	7,768	-62.84
NIGERIA	31,548	6,156	-80.49	71,775	19,999	-72.14
GABON	7,202	8,280	14.97	14,843	23,782	60.22
COTE D'IVOIRE	443	1,268	186.23	1,626	4,769	193.3
SENEGAL	22,615	50,796	124.61	21,963	46,260	110.63
BENIN	16,212	46,179	184.84	36,922	280,656	660.13
BURKINA FASO	0	3,547	-	0	3,444	-
GAMBIA	15,273	0	-100	44,385	0	-100
SEYCHELLES	5,361	22,908	327.31	12,727	26,781	110.43
UGANDA	72,130	0	-100	101,100	0	-100
CENTRAL AFRICAN REPUBLIC	8,791	6,543	-25.57	31,315	10,090	-67.78
NIGER	1,148	196	-82.93	843	313	-62.87
CHAD	308	0	-100	230	0	-100
DJIBOUTI	22,643	15,138	-33.14	39,493	22,200	-43.79
SOUTH AFRICA	5,056	470	-90.7	6,952	3,252	-53.22
ZAMBIA	13,980	0	-100	25,866	0	-100
MAURITIUS	40,044	37,868	-5.43	95,089	85,438	-10.15
AUSTRALIA	54,758	162,159	196.14	173,837	344,913	98.41
NEW ZEALAND	4,389	2,452	-44.13	11,001	8,143	-25.98
GUAM	64	1,620	2431.25	318	5,766	1713.21

TABEL 5. PERKEMBANGAN EKSPOR INDONESIA MENURUT KOMODITI DAN NEGARA TUJUAN

JENIS BARANG	BERAT BERSIH (KG)		PERUB	NILAI FOB (US \$)		PERUB
	JAN-MAR 2005	JAN-MAR 2006	%	JAN-MAR 2005	JAN-MAR 2006	%
	(1)	(2)	(3)	(4)	(5)	(6)
NEW CALEDONIA	0	95	-	0	170	-
VANUATU	14,118	34,894	147.16	10,792	38,945	260.87
COOK ISLANDS	4	32,946	823550	52	25,393	48732.7
FIJI	9,221	8,523	-7.57	23,390	29,740	27.15
KIRIBATI	5,469	7,119	30.17	6,190	9,369	51.36
SAMOA	2,943	3,510	19.27	3,605	6,700	85.85
SOLOMON ISLANDS	11,434	17,411	52.27	18,161	58,550	222.39
TONGA	6,411	17,422	171.75	8,625	22,118	156.44
TUVALU	644	0	-100	544	0	-100
EAST TIMOR	130,507	58,458	-55.21	204,825	76,290	-62.75
UNITED STATES	29,867	67,684	126.62	184,874	259,589	40.41
CANADA	11,648	13,147	12.87	21,512	35,878	66.78
MEXICO	0	6	-	0	40	-
ARGENTINA	25	0	-100	460	0	-100
BRAZIL	11,644	92	-99.21	16,740	359	-97.86
JAMAICA	27	0	-100	700	0	-100
BELIZE	1,218	0	-100	2,355	0	-100
BARBADOS	0	1,392	-	0	1,920	-
FRENCH POLYNESIA	28	33	17.86	127	52	-59.06
MARTINIQUE	10	10	0	25	62	148
TURKS AND CAICOS ISLANDS	576	0	-100	787	0	-100
GUADELOUPE	19	257	1252.63	42	365	769.05
UNITED KINGDOM	70,423	181,397	157.58	206,221	465,293	125.63
NETHERLANDS	4,656	23,683	408.66	6,575	32,605	395.89
FRANCE	40,912	30,651	-25.08	235,175	150,734	-35.91
GERMANY, FED. REP. OF	20,358	20,529	0.84	90,474	80,654	-10.85
AUSTRIA	0	75	-	0	6,180	-
BELGIUM	13,674	19,292	41.09	43,929	97,994	123.07
SWITZERLAND	2	447	22250	48	4,639	9564.58
SWEDEN	40	6	-85	230	50	-78.26
FINLAND	170	0	-100	1,606	0	-100
IRELAND	238	100	-57.98	2,738	1,245	-54.53
ITALY	482	73,532	15155.6	19,688	106,250	439.67
SPAIN	107	2,648	2374.77	263	7,043	2577.95
PORTUGAL	82	0	-100	559	0	-100
GREECE	345	1,440	317.39	1,269	10,412	720.49
HUNGARY	131	3,239	2372.52	276	5,580	1921.74
POLAND	0	104	-	0	2,541	-
YUGOSLAVIA	322	0	-100	570	0	-100
UKRAINE	23,328	21,440	-8.09	62,208	81,408	30.86
GEORGIA	9,526	0	-100	22,335	0	-100
MALTA	2,829	0	-100	10,636	0	-100
RUSSIA FEDERATION	1,492	374	-74.93	1,991	9,659	385.13
ROTAN OLAHAN	4,839,916	5,515,095	13.95	3,403,625	4,863,400	42.89
JAPAN	326	4,982	1428.22	729	18,093	2381.89
HONG KONG	2,144,252	1,561,496	-27.18	1,284,692	1,352,490	5.28
KOREA, REPUBLIC OF	120	8,927	7339.17	378	9,827	2499.74
TAIWAN	294,197	151,271	-48.58	92,892	76,091	-18.09
CHINA	970,649	2,849,248	193.54	877,952	2,471,946	181.56
THAILAND	35,368	129,762	266.89	38,565	101,512	163.22
SINGAPORE	1,052,155	453,568	-56.89	534,633	335,525	-37.24
MALAYSIA	90,004	24,284	-73.02	23,579	6,568	-72.14
VIET NAM	0	17,000	-	0	11,050	-
MALDIVES	13	52	300	510	2,676	424.71
INDIA	16,000	0	-100	14,080	0	-100
SRI LANKA	19,025	48,872	156.88	7,577	34,680	357.7
SAUDI ARABIA	0	7,500	-	0	3,750	-
JORDAN	0	6,750	-	0	4,847	-
UNITED ARAB EMIRATES	2,068	0	-100	9,705	0	-100

TABEL 5. PERKEMBANGAN EKSPOR INDONESIA MENURUT KOMODITI DAN NEGARA TUJUAN

JENIS BARANG	BERAT BERSIH (KG)		PERUB	NILAI FOB (US \$)		PERUB
	JAN-MAR 2005	JAN-MAR 2006	%	JAN-MAR 2005	JAN-MAR 2006	%
	(1)	(2)	(3)	(4)	(5)	(6)
CYPRUS	1,265	5,600	342.69	3,383	27,809	722.02
GABON	63	0	-100	251	0	-100
SOUTH AFRICA	518	41,945	7997.49	635	28,424	4376.22
MAURITIUS	74	0	-100	775	0	-100
AUSTRALIA	31,118	27,571	-11.4	30,122	29,394	-2.42
NEW ZEALAND	6,999	4,000	-42.85	12,785	7,520	-41.18
GUAM	78	0	-100	195	0	-100
NEW CALEDONIA	0	85	-	0	217	-
VANUATU	0	1,253	-	0	1,506	-
UNITED STATES	63,059	55,378	-12.18	227,893	64,154	-71.85
CANADA	0	2,050	-	0	2,275	-
GUATEMALA	205	0	-100	335	0	-100
BRAZIL	0	13	-	0	136	-
BAHAMAS	0	827	-	0	1,056	-
PUERTO RICO	0	3,823	-	0	12,966	-
ARUBA	1,154	0	-100	3,300	0	-100
UNITED KINGDOM	144	3,483	2318.75	466	4,043	767.6
NETHERLANDS	150	8,446	5530.67	450	8,151	1711.33
FRANCE	4,266	9,935	132.89	3,289	26,095	693.4
GERMANY, FED. REP. OF	52,090	59,192	13.63	91,108	106,455	16.84
BELGIUM	38,995	69	-99.82	126,447	641	-99.49
SWITZERLAND	0	156	-	0	240	-
DENMARK	0	106	-	0	143	-
SWEDEN	40	111	177.5	2	634	31600
FINLAND	0	2	-	0	7	-
ITALY	61	3,586	5778.69	379	18,051	4662.8
SPAIN	3,689	15,791	328.06	7,849	74,895	854.2
GREECE	0	1	-	0	1	-
UKRAINE	6,188	0	-100	3,870	0	-100
CROATIA	0	10	-	0	32	-
RUSSIA FEDERATION	5,583	7,950	42.4	4,799	19,500	306.33
-MINYAK KELAPA SAWIT	2,033,431,758	2,487,893,893	22.35	723,798,262	900,267,529	24.38
JAPAN	657,238	750,673	14.22	423,683	469,644	10.85
HONG KONG	4,347,106	350,512	-91.94	1,713,502	167,736	-90.21
KOREA, REPUBLIC OF	541,177	60,800	-88.77	313,985	41,098	-86.91
TAIWAN	20,000	22,000	10	8,000	9,460	18.25
CHINA	174,876,346	322,555,840	84.45	62,476,057	125,994,432	101.67
MACAU	0	4,000,000	-	0	1,570,000	-
PAPUA NEW GUINEA	478,238	587,144	22.77	344,664	328,863	-4.58
THAILAND	0	84,447	-	0	41,269	-
SINGAPORE	90,813,802	175,889,501	93.68	32,308,957	62,913,186	94.72
PHILIPPINES	3,777,909	23,765,146	529.06	2,025,502	9,968,360	392.14
MALAYSIA	135,651,329	301,104,684	121.97	46,974,004	103,834,623	121.05
MYANMAR (FORM. BURMA)	40,320	22,799,522	56446.4	16,531	8,624,944	52074.4
BRUNEI DARUSSALAM	27,693	18,217	-34.22	15,574	13,607	-12.63
VIET NAM	7,058,489	27,571,503	290.61	2,549,330	10,066,758	294.88
MALDIVES	104,971	389,269	270.83	68,137	243,705	257.67
INDIA	580,512,024	456,031,335	-21.44	201,681,328	161,102,877	-20.12
PAKISTAN	103,938,259	205,226,525	97.45	38,871,556	76,535,558	96.89
BANGLADESH	84,201,217	62,631,329	-25.62	29,837,158	23,058,096	-22.72
SRI LANKA	28,111,014	110,088,865	291.62	10,228,432	40,210,292	293.12
IRAQ	7,123,457	2,500,000	-64.9	2,829,802	962,500	-65.99
IRAN (ISLAMIC REPUBLIC OF)	52,179,228	32,574,156	-37.57	20,127,484	12,945,996	-35.68
KUWAIT	17,370	0	-100	9,379	0	-100
JORDAN	42,489,997	74,800,000	76.04	15,478,406	28,207,500	82.24
YEMEN	19,136,162	15,718	-99.92	6,908,906	9,744	-99.86
OMAN	3,948,000	2,500,000	-36.68	1,544,980	925,000	-40.13
SYRIA ARAB REPUBLIC	62,208	84,024	35.07	37,324	47,893	28.32
TURKEY	48,894,300	30,668,656	-37.28	17,827,434	11,827,381	-33.66

TABEL 5. PERKEMBANGAN EKSPOR INDONESIA MENURUT KOMODITI DAN NEGARA TUJUAN

JENIS BARANG	BERAT BERSIH (KG)		PERUB	NILAI FOB (US \$)		PERUB
	JAN-MAR 2005	JAN-MAR 2006	%	JAN-MAR 2005	JAN-MAR 2006	%
	(1)	(2)	(3)	(4)	(5)	(6)
UNITED ARAB EMIRATES	7,736,058	2,608,012	-66.29	3,285,518	1,005,995	-69.38
QATAR	0	104,220	-	0	55,236	-
EGYPT	36,419,994	3,066,000	-91.58	12,987,771	1,217,130	-90.63
LIBYAN ARAB JAMAHIRIYA	22,000	0	-100	9,900	0	-100
MOROCCO	4,788,000	6,799,436	42.01	1,648,416	2,455,831	48.98
TUNISIA	500,000	0	-100	195,000	0	-100
ALGERIA	19,577,472	9,300,000	-52.5	6,780,401	3,414,350	-49.64
SUDAN	8,500,000	16,499,553	94.11	3,243,750	6,355,402	95.93
ETHIOPIA	0	105,251	-	0	58,150	-
TANZANIA, UNITED REPUBLIC OF	47,592,021	41,862,259	-12.04	16,951,518	15,351,339	-9.44
MADAGASCAR	7,422,814	0	-100	2,833,359	0	-100
KENYA	1,469,901	0	-100	489,617	0	-100
MOZAMBIQUE	12,668,215	2,500,015	-80.27	4,721,044	1,022,398	-78.34
EQUATORIAL GUINEA	665,759	264,092	-60.33	449,880	155,094	-65.53
TOGO	27,285	188,785	591.9	24,454	131,047	435.89
GHANA	1,803,552	1,218,197	-32.46	992,743	719,604	-27.51
LIBERIA	224,185	18,787	-91.62	126,266	10,542	-91.65
GUINEA	863,280	234,276	-72.86	473,437	124,765	-73.65
ANGOLA	2,444,829	2,443,222	-0.07	1,351,985	1,305,408	-3.45
CONGO	210,933	1,208,349	472.86	125,250	628,024	401.42
CAMEROON	433,430	1,543,382	256.09	243,064	839,014	245.18
NIGERIA	339,580	16,915	-95.02	260,676	12,948	-95.03
SIERRA LEONE	823,289	0	-100	274,642	0	-100
GABON	991,460	940,876	-5.1	610,749	554,237	-9.25
SENEGAL	1,784,581	3,064,544	71.72	947,064	1,629,280	72.03
MAURITANIA	1,173,349	626,348	-46.62	660,662	375,043	-43.23
BENIN	173,619	1,005,867	479.35	127,874	718,354	461.77
BURKINA FASO	500,000	999,433	99.89	80,000	329,812	312.27
GAMBIA	46,837	215,820	360.79	31,968	112,118	250.72
CENTRAL AFRICAN REPUBLIC	67,916	0	-100	52,728	0	-100
DJIBOUTI	517,188	1,034,972	100.12	251,668	544,087	116.19
SAO TOME AND PRINCIPE	285,075	95,025	-66.67	172,813	57,313	-66.84
SOUTH AFRICA	34,317,366	16,741,091	-51.22	12,776,781	6,030,310	-52.8
COMOROS	29,719	58,388	96.47	20,295	33,678	65.94
MAURITIUS	1,535,591	1,374,316	-10.5	641,211	548,231	-14.5
AUSTRALIA	0	48	-	0	90	-
NEW ZEALAND	17,370	3,500,000	20049.7	8,685	1,355,000	15501.6
NORTHERN MARIANA ISLANDS	0	16,567	-	0	10,815	-
VANUATU	78,165	63,800	-18.38	57,893	44,714	-22.76
FIJI	28,560	21,095	-26.14	19,315	11,612	-39.88
KIRIBATI	31,472	64,051	103.52	20,624	42,122	104.24
SAMOA	153,490	132,904	-13.41	102,948	76,108	-26.07
SOLOMON ISLANDS	46,504	33,900	-27.1	35,481	24,717	-30.34
TONGA	13,547	25,223	86.19	9,821	14,418	46.81
EAST TIMOR	339,827	181,536	-46.58	208,387	104,818	-49.7
UNITED STATES	105,000	20,650,192	19566.9	44,100	7,397,856	16675.2
CANADA	0	512,070	-	0	262,527	-
PANAMA	0	125,271	-	0	85,338	-
VENEZUELA	0	1,000,000	-	0	360,000	-
BRAZIL	2,900,000	2,820,772	-2.73	1,041,000	1,047,870	0.66
COLOMBIA	21,095	0	-100	11,612	0	-100
JAMAICA	0	42,918	-	0	19,110	-
DOMINICAN REPUBLIC	0	42,000	-	0	18,533	-
COSTA RICA	20,736	2,750,000	13162	9,745	957,000	9720.42
UNITED KINGDOM	12,022,000	22,639,772	88.32	2,702,400	8,164,234	202.11
NETHERLANDS	206,301,659	250,202,370	21.28	69,919,274	87,224,033	24.75
FRANCE	287,156	434,859	51.44	165,389	238,652	44.3
GERMANY, FED. REP. OF	86,301,949	69,275,000	-19.73	30,173,198	25,517,922	-15.43
BELGIUM	0	5,000,000	-	0	2,000,000	-

TABEL 5. PERKEMBANGAN EKSPOR INDONESIA MENURUT KOMODITI DAN NEGARA TUJUAN

JENIS BARANG	BERAT BERSIH (KG)		PERUB	NILAI FOB (US \$)		PERUB
	JAN-MAR 2005	JAN-MAR 2006	%	JAN-MAR 2005	JAN-MAR 2006	%
	(1)	(2)	(3)	(4)	(5)	(6)
SWITZERLAND	42,191	0	-100	23,800	0	-100
DENMARK	18,200,433	2,500,000	-86.26	6,655,169	862,500	-87.04
ITALY	28,545,552	13,651,885	-52.18	10,356,590	5,245,960	-49.35
SPAIN	23,941,730	34,259,980	43.1	8,203,316	12,374,367	50.85
PORTUGAL	1,280,000	87,650	-93.15	628,200	47,285	-92.47
ICELAND	1,913,770	0	-100	684,172	0	-100
GREECE	4,662,624	1,044,000	-77.61	1,650,251	421,860	-74.44
CZECHOSLOVAKIA	1,104,265	206,449	-81.3	582,197	136,084	-76.63
POLAND	0	63,000	-	0	29,022	-
ROMANIA	0	21,583	-	0	10,634	-
BULGARIA	18,196,346	764,030	-95.8	6,145,749	339,952	-94.47
AZERBAIJAN	0	64,012	-	0	28,985	-
UKRAINE	31,760,831	61,917,401	94.95	11,309,920	11,815,281	4.47
LITHUANIA	42,736	0	-100	19,645	0	-100
LATVIA	220,000	42,080	-80.87	95,920	19,177	-80.01
GEORGIA	42,736	64,012	49.78	18,131	29,425	62.29
RUSSIA FEDERATION	9,846,862	20,466,166	107.84	4,432,711	8,014,246	80.8
-MINYAK BIJI KELAPA SAWIT	216,555,513	312,078,420	44.11	125,545,470	142,522,017	13.52
KOREA, REPUBLIC OF	0	258	-	0	667	-
CHINA	27,699,450	22,517,690	-18.71	15,772,457	11,401,352	-27.71
SINGAPORE	721,022	199,967	-72.27	406,592	104,500	-74.3
MALAYSIA	30,124,156	83,947,181	178.67	17,935,488	43,258,196	141.19
INDIA	27,972,342	26,730,383	-4.44	16,607,317	13,411,973	-19.24
PAKISTAN	0	1,250,000	-	0	647,500	-
BANGLADESH	1,500,000	1,500,000	0	862,500	765,000	-11.3
SRI LANKA	5,190,000	1,200,000	-76.88	2,960,750	623,000	-78.96
SAUDI ARABIA	0	1,200,000	-	0	686,700	-
JORDAN	4,549,998	0	-100	2,787,800	0	-100
OMAN	600,000	0	-100	351,000	0	-100
TURKEY	9,575,000	13,684,192	42.92	5,658,025	7,352,185	29.94
EGYPT	1,000,000	0	-100	580,000	0	-100
MOROCCO	300,000	0	-100	169,500	0	-100
TUNISIA	550,000	0	-100	284,750	0	-100
ALGERIA	41,472	2,664,413	6324.61	29,859	1,226,500	4007.64
TANZANIA, UNITED REPUBLIC OF	300,000	250,000	-16.67	165,000	125,000	-24.24
MOZAMBIQUE	300,000	0	-100	174,000	0	-100
SOUTH AFRICA	750,000	3,000,166	300.02	434,000	1,615,085	272.14
EAST TIMOR	109	0	-100	55	0	-100
UNITED STATES	4,500,117	13,714,781	204.76	2,777,576	7,496,509	169.89
BRAZIL	7,450,000	41,442,388	456.27	4,326,750	4,762,242	10.07
NETHERLANDS	83,657,213	83,689,692	0.04	47,671,117	40,982,930	-14.03
GERMANY, FED. REP. OF	1,000,000	3,300,000	230	540,000	1,915,450	254.71
ITALY	4,665,000	2,277,000	-51.19	2,568,400	1,177,050	-54.17
SPAIN	1,909,634	6,488,555	239.78	1,186,534	3,356,220	182.86
PORTUGAL	400,000	0	-100	232,000	0	-100
GREECE	850,000	1,500,000	76.47	522,500	780,000	49.28
CZECHOSLOVAKIA	0	1,000,000	-	0	509,000	-
UKRAINE	950,000	415,006	-56.32	541,500	241,038	-55.49
RUSSIA FEDERATION	0	106,748	-	0	83,920	-
-MINYAK NABATI LAIN	197,782,981	241,837,901	22.27	115,806,303	115,805,639	0
JAPAN	176,481	340,510	92.94	149,936	518,211	245.62
HONG KONG	273	2,343	758.24	518	8,412	1523.94
KOREA, REPUBLIC OF	33,692	19,000	-43.61	30,864	16,498	-46.55
TAIWAN	0	37,398	-	0	24,960	-
CHINA	10,219,589	134,522,823	1216.32	6,060,932	58,330,951	862.41
PAPUA NEW GUINEA	31,372	35,350	12.68	27,654	37,379	35.17
THAILAND	112,948	154,807	37.06	84,553	86,216	1.97
SINGAPORE	1,895,886	2,810,055	48.22	1,184,399	1,533,124	29.44
PHILIPPINES	534,009	181,230	-66.06	278,041	96,350	-65.35

TABEL 5. PERKEMBANGAN EKSPOR INDONESIA MENURUT KOMODITI DAN NEGARA TUJUAN

JENIS BARANG	BERAT BERSIH (KG)		PERUB	NILAI FOB (US \$)		PERUB
	JAN-MAR 2005	JAN-MAR 2006	%	JAN-MAR 2005	JAN-MAR 2006	%
	(1)	(2)	(3)	(4)	(5)	(6)
MALAYSIA	35,417,537	25,635,272	-27.62	21,299,587	12,872,799	-39.56
BRUNEI DARUSSALAM	27,777	0	-100	31,711	0	-100
VIET NAM	1,458,064	47,807	-96.72	1,059,044	42,132	-96.02
MALDIVES	1,940	172	-91.13	1,185	1,039	-12.32
INDIA	8,558,692	2,227,480	-73.97	1,994,116	1,272,333	-36.2
PAKISTAN	0	335,502	-	0	176,220	-
SRI LANKA	55,477	197,975	256.86	26,257	87,905	234.79
IRAN (ISLAMIC REPUBLIC OF)	100,000	677,030	577.03	77,000	454,717	490.54
SAUDI ARABIA	506,480	69,760	-86.23	291,163	36,100	-87.6
KUWAIT	0	22,000	-	0	14,850	-
JORDAN	999,999	0	-100	607,500	0	-100
OMAN	22,000	64,100	191.36	19,800	37,527	89.53
SYRIA ARAB REPUBLIC	123,744	382,068	208.76	90,944	288,707	217.46
TURKEY	2,670,000	3,082,751	15.46	1,624,500	2,039,340	25.54
EGYPT	198,000	1,125,600	468.48	169,400	819,689	383.88
MOROCCO	301,200	346,800	15.14	222,604	221,544	-0.48
ALGERIA	2,592,000	2,619,000	1.04	1,583,550	1,335,220	-15.68
TANZANIA, UNITED REPUBLIC OF	0	2,500,000	-	0	850,000	-
TOGO	0	16,915	-	0	12,324	-
CONGO	16,979	0	-100	12,792	0	-100
NIGERIA	116,937	110,000	-5.93	88,110	70,400	-20.1
COTE D'IVOIRE	220,000	132,000	-40	154,000	84,480	-45.14
SOUTH AFRICA	966,268	1,132,078	17.16	440,932	693,667	57.32
AUSTRALIA	542,159	0	-100	411,661	0	-100
NEW ZEALAND	18,000	105,000	483.33	9,900	62,475	531.06
TONGA	2,108	4,635	119.88	2,641	3,650	38.21
EAST TIMOR	118,418	1,069	-99.1	118,335	1,412	-98.81
UNITED STATES	31,122,273	28,208,579	-9.36	18,394,884	14,033,900	-23.71
CANADA	259	0	-100	685	0	-100
CHILE	80,000	80,000	0	35,200	35,200	0
BRAZIL	20,000	0	-100	22,000	0	-100
BOLIVIA	0	22,000	-	0	14,080	-
COSTA RICA	0	66,000	-	0	31,020	-
UNITED KINGDOM	788	340	-56.85	2,509	2,362	-5.86
NETHERLANDS	75,254,543	16,486,284	-78.09	43,826,022	8,441,117	-80.74
FRANCE	1,620	346	-78.64	76,488	953	-98.75
GERMANY, FED. REP. OF	1,411,031	6,530	-99.54	870,628	5,562	-99.36
SWITZERLAND	0	30,000	-	0	19,200	-
DENMARK	22,000	17,800	-19.09	19,800	16,732	-15.49
NORWAY	16	0	-100	250	0	-100
SWEDEN	3,810,329	1,850,812	-51.43	2,293,349	827,203	-63.93
ITALY	4,787,112	92	-100	2,789,409	367	-99.99
SPAIN	1,016,000	1,500,000	47.64	689,350	810,000	17.5
GREECE	748,000	506,000	-32.35	449,380	281,050	-37.46
HUNGARY	5,943	21,000	253.36	3,925	15,015	282.55
ROMANIA	22,000	85,094	286.79	19,800	56,806	186.9
BULGARIA	0	324,036	-	0	205,738	-
AZERBAIJAN	0	66,000	-	0	55,000	-
KAZAKHSTAN	65,368	0	-100	54,208	0	-100
KYRGYZSTAN	44,000	132,000	200	32,560	89,760	175.68
UKRAINE	2,552,720	2,341,520	-8.27	1,622,713	1,289,090	-20.56
LITHUANIA	187,888	0	-100	136,155	0	-100
LATVIA	20,736	20,736	0	14,929	13,625	-8.73
GEORGIA	41,472	187,046	351.02	29,858	80,240	168.74
SLOVENIA	10,000	13,000	30	7,200	8,395	16.6
RUSSIA FEDERATION	8,520,854	10,934,156	28.32	6,261,372	7,342,593	17.27
-STEARIN	48,765,022	50,125,024	2.79	23,851,552	23,312,751	-2.26
JAPAN	948,066	975,446	2.89	554,170	515,308	-7.01
HONG KONG	347,000	256,499	-26.08	176,848	133,141	-24.71

TABEL 5. PERKEMBANGAN EKSPOR INDONESIA MENURUT KOMODITI DAN NEGARA TUJUAN

JENIS BARANG	BERAT BERSIH (KG)		PERUB	NILAI FOB (US \$)		PERUB
	JAN-MAR 2005	JAN-MAR 2006	%	JAN-MAR 2005	JAN-MAR 2006	%
	(1)	(2)	(3)	(4)	(5)	(6)
KOREA, REPUBLIC OF	7,998,561	3,078,451	-61.51	3,930,329	1,470,796	-62.58
TAIWAN	6,381,202	5,535,840	-13.25	3,162,826	2,647,170	-16.3
CHINA	16,376,480	16,097,493	-1.7	7,706,707	7,618,088	-1.15
THAILAND	2,295,216	2,661,792	15.97	1,143,040	1,229,184	7.54
SINGAPORE	101,933	211,595	107.58	54,710	107,341	96.2
PHILIPPINES	499,910	722,156	44.46	243,002	345,460	42.16
MALAYSIA	6,000	0	-100	4,116	0	-100
MYANMAR (FORM. BURMA)	2,040	2,981,000	146027	2,224	1,020,992	45807.9
VIET NAM	506,719	406,290	-19.82	250,502	193,318	-22.83
INDIA	235,061	3,388,671	1341.61	244,282	1,243,916	409.21
PAKISTAN	32,000	16,000	-50	15,897	7,881	-50.42
BANGLADESH	0	783,000	-	0	328,486	-
SRI LANKA	89,590	112,916	26.04	45,099	51,197	13.52
IRAN (ISLAMIC REPUBLIC OF)	205,000	328,000	60	94,530	138,889	46.93
JORDAN	16,000	112,000	600	7,369	57,481	680.04
SYRIA ARAB REPUBLIC	12,000	26,000	116.67	5,820	11,830	103.26
TURKEY	5,274,994	5,616,499	6.47	2,560,636	2,799,449	9.33
EGYPT	170,000	33,000	-80.59	91,353	15,337	-83.21
MOROCCO	0	16,500	-	0	9,090	-
TUNISIA	25,000	12,500	-50	13,500	6,750	-50
ALGERIA	33,000	0	-100	17,820	0	-100
TANZANIA, UNITED REPUBLIC OF	17,000	0	-100	9,554	0	-100
KENYA	17,000	34,000	100	9,310	15,980	71.64
GHANA	16,500	51,500	212.12	8,910	22,820	156.12
CAMEROON	33,500	0	-100	17,329	0	-100
NIGERIA	353,000	169,170	-52.08	204,456	93,200	-54.42
COTE D'IVOIRE	132,000	401,000	203.79	70,374	213,168	202.91
SENEGAL	0	49,500	-	0	24,255	-
SOUTH AFRICA	163,057	142,930	-12.34	93,104	73,960	-20.56
AUSTRALIA	77,810	0	-100	45,909	0	-100
UNITED STATES	365,361	505,033	38.23	190,084	333,337	75.36
CANADA	44,500	17,000	-61.8	24,344	10,387	-57.33
MEXICO	48,000	247,501	415.63	20,640	137,189	564.68
GUATEMALA	33,000	0	-100	17,490	0	-100
CHILE	17,000	0	-100	8,245	0	-100
VENEZUELA	0	16,500	-	0	9,328	-
BRAZIL	200,000	16,000	-92	93,000	8,400	-90.97
COLOMBIA	57,000	66,000	15.79	29,002	32,059	10.54
PERU	33,000	16,500	-50	17,103	8,910	-47.9
DOMINICAN REPUBLIC	0	99,000	-	0	52,642	-
COSTA RICA	16,500	0	-100	8,840	0	-100
UNITED KINGDOM	554,999	233,000	-58.02	279,399	121,838	-56.39
NETHERLANDS	2,421,928	2,186,669	-9.71	1,023,555	918,697	-10.24
FRANCE	48,000	24,000	-50	24,612	12,437	-49.47
GERMANY, FED. REP. OF	398,100	541,199	35.95	219,128	288,933	31.86
BELGIUM	455,500	281,500	-38.2	240,330	130,416	-45.73
SWEDEN	0	14,000	-	0	7,747	-
ITALY	24,000	122,491	410.38	12,360	63,490	413.67
SPAIN	658,000	515,651	-21.63	344,150	265,053	-22.98
PORTUGAL	825,996	400,180	-51.55	413,491	203,432	-50.8
GREECE	78,500	115,500	47.13	41,810	61,779	47.76
CZECHOSLOVAKIA	0	33,000	-	0	17,790	-
POLAND	52,499	243,000	362.87	27,220	122,961	351.73
BULGARIA	16,500	91,852	456.68	9,075	51,262	464.87
UKRAINE	51,000	17,000	-66.67	23,948	8,160	-65.93
RUSSIA FEDERATION	0	102,700	-	0	52,017	-
-ASAM BERLEMAK LAIN	100,787,070	119,152,767	18.22	56,594,225	62,338,683	10.15
JAPAN	2,173,272	2,478,547	14.05	2,043,671	2,145,417	4.98
HONG KONG	1,800	125,534	6874.11	2,919	56,727	1843.37

TABEL 5. PERKEMBANGAN EKSPOR INDONESIA MENURUT KOMODITI DAN NEGARA TUJUAN

JENIS BARANG	BERAT BERSIH (KG)		PERUB	NILAI FOB (US \$)		PERUB
	JAN-MAR 2005	JAN-MAR 2006	%	JAN-MAR 2005	JAN-MAR 2006	%
	(1)	(2)	(3)	(4)	(5)	(6)
KOREA, REPUBLIC OF	1,296,190	1,575,402	21.54	1,107,248	1,253,510	13.21
TAIWAN	117,957	27,200	-76.94	133,249	36,186	-72.84
CHINA	5,142,250	5,145,819	0.07	6,066,139	5,643,525	-6.97
THAILAND	242,521	204,171	-15.81	317,367	245,404	-22.68
SINGAPORE	6,802,480	6,094,938	-10.4	5,891,002	3,826,616	-35.04
PHILIPPINES	39,306	1,013,296	2477.97	24,088	1,169,588	4755.48
MALAYSIA	7,162,450	415,540	-94.2	3,366,506	244,207	-92.75
MYANMAR (FORM. BURMA)	0	2,980,541	-	0	1,020,835	-
NEPAL	0	90,650	-	0	34,114	-
VIET NAM	110,000	0	-100	8,302	0	-100
INDIA	15,575,149	29,405,915	88.8	4,825,988	10,418,862	115.89
PAKISTAN	3,682,818	2,175,612	-40.93	921,041	330,323	-64.14
SRI LANKA	6,232	0	-100	2,131	0	-100
IRAN (ISLAMIC REPUBLIC OF)	310,190	127,840	-58.79	409,302	99,466	-75.7
KUWAIT	0	21,250	-	0	6,019	-
JORDAN	0	17,280	-	0	13,906	-
LEBANON	18,130	0	-100	7,438	0	-100
TURKEY	1,549,379	1,950,269	25.87	524,226	730,003	39.25
EGYPT	0	34,489	-	0	38,059	-
TANZANIA, UNITED REPUBLIC OF	2,675,428	2,900,000	8.39	913,128	991,000	8.53
MOZAMBIQUE	1,021,600	2,042,400	99.92	323,310	703,900	117.72
GHANA	252,000	0	-100	87,318	0	-100
NIGERIA	46,080	14,117	-69.36	64,123	18,075	-71.81
SENEGAL	865,269	0	-100	306,829	0	-100
DJIBOUTI	0	145,040	-	0	55,115	-
SOUTH AFRICA	1,615,359	3,521,838	118.02	693,334	1,437,693	107.36
MAURITIUS	0	700,088	-	0	239,780	-
AUSTRALIA	193,429	212,042	9.62	248,750	256,009	2.92
UNITED STATES	4,732,266	6,716,490	41.93	6,297,278	5,900,045	-6.31
CANADA	28,800	29,200	1.39	24,048	25,536	6.19
MEXICO	24,000	96,000	300	38,169	93,966	146.18
ARGENTINA	192,000	155,174	-19.18	268,950	153,676	-42.86
BRAZIL	1,817,850	3,513,600	93.28	2,342,164	3,709,144	58.36
UNITED KINGDOM	583,781	5,514,706	844.65	706,441	2,070,667	193.11
NETHERLANDS	17,524,671	27,130,991	54.82	9,651,159	14,123,047	46.34
FRANCE	0	20,350	-	0	24,827	-
GERMANY, FED. REP. OF	4,324,480	3,011,910	-30.35	1,763,982	1,597,156	-9.46
BELGIUM	448,312	50,204	-88.8	401,759	69,500	-82.7
DENMARK	4,500,000	500,000	-88.89	1,449,000	171,250	-88.18
ITALY	698,044	769,670	10.26	538,096	649,248	20.66
SPAIN	14,971,957	8,210,154	-45.16	4,761,673	2,728,895	-42.69
PORTUGAL	0	14,500	-	0	7,387	-
GREECE	24,000	0	-100	36,080	0	-100
HUNGARY	17,620	0	-100	28,017	0	-100
-ALAT LISTRIK	112,448,632	122,787,623	9.19	944,416,721	1,046,672,789	10.83
JAPAN	13,417,055	14,986,617	11.7	167,688,220	181,544,743	8.26
HONG KONG	1,953,115	2,295,336	17.52	40,677,064	44,974,435	10.56
KOREA, DEMOCRATIC PEOPLE'S REPUBLIC	11	420	3718.18	900	14,237	1481.89
KOREA, REPUBLIC OF	1,574,784	2,196,428	39.47	14,562,695	26,606,476	82.7
TAIWAN	1,085,008	1,028,901	-5.17	12,105,852	13,123,251	8.4
CHINA	3,609,751	3,720,856	3.08	27,452,509	26,446,599	-3.66
MACAU	0	130	-	0	2,100	-
PAPUA NEW GUINEA	964,062	950,831	-1.37	1,330,739	1,334,786	0.3
THAILAND	6,101,662	5,262,595	-13.75	31,570,567	31,364,990	-0.65
SINGAPORE	13,513,482	21,186,932	56.78	367,183,678	400,929,258	9.19
PHILIPPINES	2,420,984	2,712,656	12.05	12,096,196	12,128,773	0.27
MALAYSIA	12,139,763	11,298,764	-6.93	42,009,061	58,086,490	38.27
MYANMAR (FORM. BURMA)	249,653	41,535	-83.36	1,437,821	100,224	-93.03
CAMBODIA	11,859	0	-100	60,611	0	-100

TABEL 5. PERKEMBANGAN EKSPOR INDONESIA MENURUT KOMODITI DAN NEGARA TUJUAN

JENIS BARANG	BERAT BERSIH (KG)		PERUB	NILAI FOB (US \$)		PERUB
	JAN-MAR 2005	JAN-MAR 2006	%	JAN-MAR 2005	JAN-MAR 2006	%
	(1)	(2)	(3)	(4)	(5)	(6)
BRUNEI DARUSSALAM	90,579	61,014	-32.64	189,776	284,267	49.79
NEPAL	0	32,549	-	0	42,406	-
BHUTAN	415,179	0	-100	790,343	0	-100
VIET NAM	793,231	1,875,080	136.39	7,527,357	7,279,667	-3.29
MALDIVES	1,234	7,126	477.47	2,017	17,368	761.08
INDIA	279,399	412,012	47.46	1,913,419	2,103,093	9.91
PAKISTAN	559,677	400,508	-28.44	1,488,906	1,015,133	-31.82
BANGLADESH	574,788	74,685	-87.01	1,286,249	340,265	-73.55
SRI LANKA	311,955	430,618	38.04	1,088,551	1,085,640	-0.27
AFGHANISTAN	108,981	38,942	-64.27	174,609	74,336	-57.43
IRAN (ISLAMIC REPUBLIC OF)	376,671	554,638	47.25	577,578	982,449	70.1
SAUDI ARABIA	1,335,299	3,088,054	131.26	2,408,352	5,064,594	110.29
KUWAIT	1,077,751	463,277	-57.01	1,601,343	786,677	-50.87
JORDAN	125,220	62,142	-50.37	311,639	114,901	-63.13
LEBANON	532,193	349,772	-34.28	844,897	635,838	-24.74
YEMEN	573,731	453,477	-20.96	1,048,615	825,225	-21.3
OMAN	953,631	112,770	-88.17	2,913,182	207,572	-92.87
SYRIA ARAB REPUBLIC	16,926	15,508	-8.38	29,288	22,345	-23.71
TURKEY	3,079,255	5,748,084	86.67	7,205,872	14,478,721	100.93
UNITED ARAB EMIRATES	9,448,631	4,678,141	-50.49	16,491,936	11,680,032	-29.18
QATAR	421,483	607,625	44.16	1,567,290	1,653,335	5.49
BAHRAIN	24,092	80,822	235.47	49,903	353,642	608.66
CYPRUS	118,808	159,470	34.22	178,231	238,332	33.72
EGYPT	844,457	942,267	11.58	2,085,927	1,966,425	-5.73
LIBYAN ARAB JAMAHIRIYA	44,658	160,072	258.44	63,780	238,795	274.4
MOROCCO	205,108	0	-100	208,067	0	-100
TUNISIA	11,364	0	-100	56,162	0	-100
ALGERIA	38,330	86	-99.78	141,492	752	-99.47
SUDAN	2,582,395	2,788,133	7.97	3,687,296	4,536,529	23.03
ERITREA	118,792	23,850	-79.92	156,053	29,484	-81.11
ETHIOPIA	7,912	80,834	921.66	28,807	116,086	302.98
TANZANIA, UNITED REPUBLIC OF	53,717	199,053	270.56	81,384	333,224	309.45
MADAGASCAR	26,764	23,318	-12.88	31,748	34,703	9.31
KENYA	94,103	309,520	228.92	268,701	609,196	126.72
REUNION	0	2,243	-	0	19,730	-
MOZAMBIQUE	198,427	0	-100	412,944	0	-100
EQUATORIAL GUINEA	66,097	24,924	-62.29	97,655	37,296	-61.81
TOGO	0	7,812	-	0	14,156	-
GHANA	283,922	439,513	54.8	421,185	852,404	102.38
LIBERIA	21,713	0	-100	33,825	0	-100
GUINEA	2,312	44,065	1805.93	2,100	44,616	2024.57
ANGOLA	39,650	165,592	317.63	59,630	293,542	392.27
CONGO	21,936	0	-100	33,610	0	-100
CAMEROON	136,000	90,785	-33.25	131,058	151,084	15.28
NIGERIA	632,172	1,382,656	118.72	992,878	2,571,310	158.98
COTE D'IVOIRE	53,838	97,880	81.8	80,361	170,240	111.84
SENEGAL	68,383	54,655	-20.08	65,816	59,709	-9.28
MAURITANIA	48,600	0	-100	60,480	0	-100
BENIN	357	128,654	35937.5	1,600	231,514	14369.6
SEYCHELLES	20,553	0	-100	53,713	0	-100
DJIBOUTI	35,057	183,606	423.74	57,115	324,953	468.95
SAINT HELENA	9,675	0	-100	118,815	0	-100
SWAZILAND	0	1,705	-	0	18,932	-
SOUTH AFRICA	875,770	636,599	-27.31	2,274,265	2,049,617	-9.88
ZIMBABWE	0	6,492	-	0	17,884	-
COMOROS	500	0	-100	30,808	0	-100
MAURITIUS	11,447	30,100	162.95	26,152	222,346	750.21
VIRGIN ISLANDS (BRITISH)	43	142	230.23	633	2,184	245.02
AUSTRALIA	2,214,612	2,903,412	31.1	16,561,345	17,175,641	3.71

TABEL 5. PERKEMBANGAN EKSPOR INDONESIA MENURUT KOMODITI DAN NEGARA TUJUAN

JENIS BARANG	BERAT BERSIH (KG)		PERUB	NILAI FOB (US \$)		PERUB
	JAN-MAR 2005	JAN-MAR 2006	%	JAN-MAR 2005	JAN-MAR 2006	%
	(1)	(2)	(3)	(4)	(5)	(6)
NEW ZEALAND	607,390	922,269	51.84	3,190,104	6,654,034	108.58
NEW CALEDONIA	0	556	-	0	2,327	-
VANUATU	24,827	25,796	3.9	43,275	41,301	-4.56
AMERICAN SAMOA	43	0	-100	562	0	-100
COOK ISLANDS	0	1,095	-	0	500	-
FIJI	150,486	95,020	-36.86	276,255	220,527	-20.17
MARSHALL ISLANDS	73	0	-100	2,640	0	-100
SAMOA	24,484	55,912	128.36	235,470	310,359	31.8
SOLOMON ISLANDS	99,464	121,674	22.33	137,234	178,124	29.8
TONGA	12,683	8,047	-36.55	21,683	16,349	-24.6
TUVALU	0	59,785	-	0	247,000	-
EAST TIMOR	6,097	28,610	369.25	11,168	44,981	302.77
UNITED STATES	9,442,245	9,276,995	-1.75	72,841,316	75,608,304	3.8
CANADA	333,701	338,962	1.58	1,249,427	1,325,428	6.08
MEXICO	650,154	1,445,774	122.37	4,977,774	4,854,922	-2.47
GUATEMALA	4,414	97,669	2112.71	11,424	242,286	2020.85
NICARAGUA	85,496	123,921	44.94	965,270	520,438	-46.08
PANAMA	25,346	84,309	232.63	64,774	227,270	250.87
CUBA	33,633	12,875	-61.72	51,876	31,110	-40.03
SURINAME	43,818	21,813	-50.22	46,206	38,587	-16.49
CHILE	449,810	480,001	6.71	716,911	871,220	21.52
VENEZUELA	123,089	196,415	59.57	263,382	636,575	141.69
ARGENTINA	620,677	194,376	-68.68	1,159,750	780,665	-32.69
BRAZIL	106,185	245,806	131.49	666,917	1,512,757	126.83
COLOMBIA	309,678	330,687	6.78	671,805	784,488	16.77
URUGUAY	3,315	0	-100	11,783	0	-100
PARAGUAY	17,366	132,645	663.82	109,219	175,199	60.41
ECUADOR	349,569	313,540	-10.31	544,725	512,072	-5.99
PERU	30,400	56,658	86.38	106,154	198,119	86.63
GUYANA	0	66,823	-	0	200,000	-
TRINIDAD AND TOBAGO	20,213	33,696	66.7	38,049	72,901	91.6
BAHAMAS	33,081	0	-100	120,051	0	-100
JAMAICA	41,817	0	-100	49,408	0	-100
PUERTO RICO	13,392	0	-100	22,148	0	-100
DOMINICAN REPUBLIC	140,552	249,210	77.31	231,428	359,741	55.44
EL SALVADOR	21,861	0	-100	29,975	0	-100
COSTA RICA	5,510	1,416	-74.3	41,055	9,052	-77.95
HAITI	129,793	142,735	9.97	204,295	196,005	-4.06
CAPE VERDE	0	21,602	-	0	44,355	-
DOMINICA	20,611	0	-100	31,477	0	-100
FRENCH GUIANA	353	0	-100	735	0	-100
FRENCH POLYNESIA	4,191	0	-100	23,206	0	-100
NETHERLANDS ANTILLES	11,231	0	-100	197,246	0	-100
GUADELOUPE	4,072	0	-100	6,751	0	-100
UNITED KINGDOM	1,301,279	792,753	-39.08	4,806,627	4,445,405	-7.52
NETHERLANDS	1,175,610	1,426,129	21.31	6,577,289	7,073,275	7.54
FRANCE	926,350	909,802	-1.79	12,750,326	16,174,565	26.86
GERMANY, FED. REP. OF	580,746	1,556,422	168	10,627,242	14,382,134	35.33
AUSTRIA	1,649	23,337	1315.22	59,699	272,942	357.2
BELGIUM	2,053,115	2,051,191	-0.09	4,255,556	5,111,348	20.11
SWITZERLAND	11,732	34,941	197.83	47,143	121,386	157.48
DENMARK	6,517	10,417	59.84	24,930	70,967	184.67
NORWAY	13,877	76,947	454.49	106,764	472,335	342.41
SWEDEN	81,557	47,205	-42.12	141,173	1,678,456	1088.94
FINLAND	46,852	37,610	-19.73	172,683	981,718	468.51
IRELAND	78	22,520	28771.8	778	114,949	14674.9
ITALY	880,122	875,414	-0.53	2,460,703	5,029,721	104.4
SPAIN	1,568,661	1,941,379	23.76	5,434,825	7,798,428	43.49
PORTUGAL	13,180	498	-96.22	69,841	9,470	-86.44

TABEL 5. PERKEMBANGAN EKSPOR INDONESIA MENURUT KOMODITI DAN NEGARA TUJUAN

JENIS BARANG	BERAT BERSIH (KG)		PERUB	NILAI FOB (US \$)		PERUB
	JAN-MAR 2005	JAN-MAR 2006	%	JAN-MAR 2005	JAN-MAR 2006	%
	(1)	(2)	(3)	(4)	(5)	(6)
GREECE	760,398	755,206	-0.68	1,180,110	1,349,731	14.37
CZECHOSLOVAKIA	48,506	163,291	236.64	74,706	277,897	271.99
HUNGARY	79,256	92,119	16.23	1,697,781	2,318,701	36.57
POLAND	46,877	313,745	569.29	322,978	1,509,168	367.27
ROMANIA	130	1,535	1080.77	10,190	5,237	-48.61
BULGARIA	0	2,433	-	0	75,152	-
YUGOSLAVIA	0	1	-	0	36	-
KAZAKHSTAN	5	0	-100	39,188	0	-100
UKRAINE	14	6,775	48292.9	1,211	360,913	29702.9
LITHUANIA	0	20,204	-	0	37,978	-
LATVIA	805,629	0	-100	2,180,747	0	-100
GEORGIA	74,250	39,074	-47.38	158,160	89,190	-43.61
SLOVAKIA	285,747	20,334	-92.88	3,900,514	289,551	-92.58
CZECH REPUBLIC	75,216	112,166	49.13	164,093	301,559	83.77
SOUTH GEORGIA AND THE SOUTH SA	0	23	-	0	787	-
FAEROE ISLANDS	16,630	0	-100	204,057	0	-100
RUSSIA FEDERATION	564,962	151,177	-73.24	1,383,808	1,338,242	-3.29
-DIODE TRANSISTOR	371,018	262,384	-29.28	29,256,349	26,901,999	-8.05
JAPAN	42,936	44,956	4.7	14,424,032	14,540,353	0.81
HONG KONG	31,833	45,423	42.69	2,556,175	3,102,730	21.38
KOREA, REPUBLIC OF	12,168	9,702	-20.27	157,779	9,577	-93.93
TAIWAN	10,909	7,756	-28.9	569,033	546,161	-4.02
CHINA	2,689	5,825	116.62	247,633	636,148	156.89
THAILAND	489	842	72.19	2,760	5,255	90.4
SINGAPORE	266,436	140,388	-47.31	10,893,723	6,793,546	-37.64
PHILIPPINES	899	150	-83.31	44,635	14,721	-67.02
MALAYSIA	649	1,234	90.14	100,566	209,885	108.7
BRUNEI DARUSSALAM	0	1	-	0	11	-
INDIA	24	0	-100	375	0	-100
PAKISTAN	71	110	54.93	372	575	54.57
SRI LANKA	378	0	-100	935	0	-100
SOUTH AFRICA	1	0	-100	1	0	-100
UNITED STATES	809	1,139	40.79	117,311	137,204	16.96
BRAZIL	0	130	-	0	3,481	-
UNITED KINGDOM	0	1	-	0	128	-
FRANCE	18	0	-100	13,119	0	-100
GERMANY, FED. REP. OF	701	4,714	572.47	87,023	882,667	914.29
BELGIUM	2	0	-100	1,582	0	-100
FINLAND	0	8	-	0	16,010	-
SLOVAKIA	0	5	-	0	3,547	-
RUSSIA FEDERATION	6	0	-100	39,295	0	-100
-AUDIO VISUAL	41,668,921	43,777,408	5.06	721,598,954	651,213,795	-9.75
JAPAN	3,889,053	1,717,681	-55.83	78,995,071	35,938,707	-54.51
HONG KONG	489,000	1,529,027	212.68	17,378,473	41,017,291	136.02
KOREA, DEMOCRATIC PEOPLE'S REPUBLIC	0	109	-	0	11,583	-
KOREA, REPUBLIC OF	366,084	427,719	16.84	20,428,988	21,016,871	2.88
TAIWAN	380,063	126,301	-66.77	2,904,215	1,947,510	-32.94
CHINA	247,720	382,575	54.44	8,318,507	11,111,018	33.57
PAPUA NEW GUINEA	3,901	18,375	371.03	18,152	102,120	462.58
THAILAND	1,221,738	867,115	-29.03	9,779,892	9,168,432	-6.25
SINGAPORE	8,455,392	16,019,277	89.46	102,847,573	134,766,245	31.03
PHILIPPINES	609,524	512,367	-15.94	4,979,617	4,698,780	-5.64
MALAYSIA	1,379,942	1,099,961	-20.29	19,523,531	15,333,403	-21.46
MYANMAR (FORM. BURMA)	32,153	43,956	36.71	121,014	102,690	-15.14
CAMBODIA	0	9,500	-	0	306,974	-
BRUNEI DARUSSALAM	0	254	-	0	550	-
LAO PEOPLE'S DEMOCRATIC REPUBLIC	2,911	0	-100	34,161	0	-100
NEPAL	0	467	-	0	2,342	-
VIET NAM	355,549	350,311	-1.47	1,917,109	12,669,867	560.88

TABEL 5. PERKEMBANGAN EKSPOR INDONESIA MENURUT KOMODITI DAN NEGARA TUJUAN

JENIS BARANG	BERAT BERSIH (KG)		PERUB	NILAI FOB (US \$)		PERUB
	JAN-MAR 2005	JAN-MAR 2006	%	JAN-MAR 2005	JAN-MAR 2006	%
	(1)	(2)	(3)	(4)	(5)	(6)
INDIA	143,466	196,513	36.98	1,747,475	3,388,026	93.88
PAKISTAN	42,825	44,809	4.63	323,893	190,408	-41.21
BANGLADESH	37,377	34,108	-8.75	165,669	131,786	-20.45
SRI LANKA	161,196	38,744	-75.96	547,996	157,829	-71.2
IRAN (ISLAMIC REPUBLIC OF)	411,575	42,461	-89.68	4,833,076	1,041,570	-78.45
SAUDI ARABIA	817,627	877,209	7.29	5,410,928	5,303,398	-1.99
KUWAIT	207,338	223,321	7.71	1,362,588	1,923,348	41.15
JORDAN	141,200	149,939	6.19	618,212	666,566	7.82
LEBANON	60,194	24,943	-58.56	297,330	97,838	-67.09
YEMEN	25,641	66,652	159.94	83,350	199,126	138.9
OMAN	126,490	153,455	21.32	780,594	950,023	21.71
SYRIA ARAB REPUBLIC	22,510	48,237	114.29	51,080	105,360	106.26
TURKEY	88,535	152,086	71.78	2,384,997	5,302,147	122.31
UNITED ARAB EMIRATES	3,147,780	2,302,822	-26.84	19,729,956	19,436,634	-1.49
QATAR	58,303	48,982	-15.99	377,667	362,370	-4.05
BAHRAIN	11,571	6,015	-48.02	51,125	24,480	-52.12
CYPRUS	360	729	102.5	11,750	15,470	31.66
EGYPT	198,273	90,432	-54.39	1,059,233	1,742,728	64.53
LIBYAN ARAB JAMAHIRIYA	4,425	60,558	1268.54	48,999	285,600	482.87
MOROCCO	145,976	55,704	-61.84	752,417	305,711	-59.37
TUNISIA	15,141	9,600	-36.6	76,860	42,000	-45.36
ALGERIA	16,058	0	-100	216,160	0	-100
SUDAN	58,075	0	-100	140,521	0	-100
ERITREA	0	951	-	0	33,524	-
ETHIOPIA	76,733	49,424	-35.59	209,170	124,675	-40.4
TANZANIA, UNITED REPUBLIC OF	20,460	0	-100	125,811	0	-100
KENYA	33,569	0	-100	177,713	0	-100
MOZAMBIQUE	92,648	0	-100	453,922	0	-100
EQUATORIAL GUINEA	0	2,767	-	0	6,791	-
TOGO	0	294	-	0	186	-
GHANA	119,986	114,700	-4.41	4,272,060	431,525	-89.9
GUINEA	24,780	38,361	54.81	81,900	88,056	7.52
ANGOLA	3,244	11,413	251.82	5,755	15,042	161.37
NIGERIA	203,482	528,920	159.93	665,987	1,605,945	141.14
COTE D'IVOIRE	0	19,800	-	0	85,206	-
MAURITANIA	23,094	35,172	52.3	56,763	90,324	59.12
BENIN	6,173	0	-100	27,650	0	-100
SEYCHELLES	204	0	-100	165	0	-100
NIGER	100,000	0	-100	253,600	0	-100
DJIBOUTI	22,128	18,770	-15.18	69,508	106,145	52.71
SAO TOME AND PRINCIPE	5,966	0	-100	28,493	0	-100
SOUTH AFRICA	244,406	318,604	30.36	2,127,015	2,855,284	34.24
ZIMBABWE	20,000	0	-100	59,128	0	-100
ZAMBIA	60,528	0	-100	390,986	0	-100
MAURITIUS	21,619	24,971	15.5	174,082	115,436	-33.69
AUSTRALIA	734,523	638,496	-13.07	6,277,464	8,170,492	30.16
NEW ZEALAND	203,082	238,686	17.53	1,276,461	1,768,315	38.53
NEW CALEDONIA	835	14	-98.32	4,699	279	-94.06
NORTHERN MARIANA ISLANDS	2,514	0	-100	10,368	0	-100
VANUATU	2,838	1	-99.96	18,484	8	-99.96
FIJI	2,947	12,034	308.35	15,353	47,106	206.82
TONGA	4,850	5	-99.9	14,012	59	-99.58
CHRISTMAS ISLANDS	0	65	-	0	500	-
EAST TIMOR	71,266	130,250	82.77	111,487	1,940,297	1640.38
UNITED STATES	6,723,861	3,853,662	-42.69	241,565,638	119,096,339	-50.7
CANADA	179,039	120,619	-32.63	4,254,985	5,072,426	19.21
MEXICO	659,976	410,340	-37.83	4,527,897	3,716,486	-17.92
GUATEMALA	6	11,718	195200	899	83,246	9159.84
PANAMA	83,733	56,474	-32.55	1,819,735	1,093,403	-39.91

TABEL 5. PERKEMBANGAN EKSPOR INDONESIA MENURUT KOMODITI DAN NEGARA TUJUAN

JENIS BARANG	BERAT BERSIH (KG)		PERUB	NILAI FOB (US \$)		PERUB
	JAN-MAR 2005	JAN-MAR 2006	%	JAN-MAR 2005	JAN-MAR 2006	%
	(1)	(2)	(3)	(4)	(5)	(6)
CHILE	21,749	1,175	-94.6	430,176	289,439	-32.72
VENEZUELA	6	74	1133.33	899	18,786	1989.66
ARGENTINA	99	26,476	26643.4	5,548	682,871	12208.4
BRAZIL	199,153	190,042	-4.57	3,128,034	4,523,069	44.6
COLOMBIA	46,316	4,746	-89.75	1,285,055	160,703	-87.49
BOLIVIA	0	3,618	-	0	97,391	-
URUGUAY	0	685	-	0	10,426	-
ECUADOR	0	1,580	-	0	13,682	-
PERU	4,069	13,838	240.08	168,838	494,089	192.64
PUERTO RICO	3,978	2,489	-37.43	137,560	368,223	167.68
EL SALVADOR	6	8	33.33	899	1,964	118.46
COSTA RICA	6	92	1433.33	899	23,693	2535.48
CAPE VERDE	0	535	-	0	1,638	-
FRENCH GUIANA	0	7,478	-	0	33,667	-
FRENCH POLYNESIA	2,944	0	-100	14,080	0	-100
MARTINIQUE	0	7,478	-	0	33,667	-
NETHERLANDS ANTILLES	408	919	125.25	71,845	60,735	-15.46
GUADELOUPE	0	7,478	-	0	33,667	-
UNITED KINGDOM	963,108	928,371	-3.61	12,195,134	6,708,541	-44.99
NETHERLANDS	436,702	637,672	46.02	18,837,767	33,752,432	79.17
FRANCE	314,119	223,401	-28.88	4,361,074	3,073,491	-29.52
GERMANY, FED. REP. OF	689,255	841,341	22.07	28,034,216	22,659,008	-19.17
AUSTRIA	81,381	3,669	-95.49	2,348,860	118,372	-94.96
BELGIUM	2,143,672	2,544,693	18.71	42,005,278	53,469,643	27.29
SWITZERLAND	1,439	11,079	669.91	100,314	310,616	209.64
DENMARK	11,891	18,792	58.04	286,508	664,383	131.89
NORWAY	2,073	5,273	154.37	2,975	6,721	125.92
SWEDEN	24,398	77,724	218.57	361,186	2,415,277	568.71
FINLAND	1,152,528	1,185,016	2.82	7,563,912	19,161,855	153.33
IRELAND	18,479	55	-99.7	79,058	1,469	-98.14
ITALY	358,252	364,628	1.78	8,949,959	8,658,596	-3.26
SPAIN	272,378	194,590	-28.56	3,855,876	3,618,670	-6.15
PORTUGAL	1,302	0	-100	6,576	0	-100
GREECE	52,828	23,503	-55.51	511,616	141,021	-72.44
ANDORRA	96	0	-100	558	0	-100
CZECHOSLOVAKIA	44,966	7,980	-82.25	140,536	33,976	-75.82
HUNGARY	175,123	211,241	20.62	332,751	935,166	181.04
POLAND	55,733	27,557	-50.56	1,110,542	790,503	-28.82
ROMANIA	32	15,809	49303.1	1,547	2,789,808	180237
BULGARIA	26,077	50,198	92.5	367,048	683,584	86.24
YUGOSLAVIA	0	8,732	-	0	275,156	-
ARMENIA	0	4,224	-	0	127,613	-
UKRAINE	272,518	300,590	10.3	1,004,908	1,265,355	25.92
LITHUANIA	0	1	-	0	8	-
LATVIA	0	44	-	0	16,260	-
ESTONIA	0	2,668	-	0	12,282	-
CROATIA	1,998	7,047	252.7	52,064	206,362	296.36
SLOVAKIA	1,951	5,068	159.76	9,108	56,367	518.87
SLOVENIA	0	5,089	-	0	138,175	-
CZECH REPUBLIC	13,969	0	-100	262,780	0	-100
RUSSIA FEDERATION	1,150,463	1,433,817	24.63	6,177,601	5,861,479	-5.12
-FOTOGRAFI DAN OPTIK	687,461	824,229	19.89	26,142,309	53,470,061	104.53
JAPAN	95,876	36,878	-61.54	3,798,051	3,790,781	-0.19
HONG KONG	6,862	9,283	35.28	260,985	964,958	269.74
KOREA, REPUBLIC OF	3,592	3,969	10.5	118,598	113,047	-4.68
TAIWAN	12,049	7,527	-37.53	2,413,212	1,270,599	-47.35
CHINA	919	5,889	540.81	73,168	1,404,511	1819.57
THAILAND	23,523	23,867	1.46	89,089	114,637	28.68
SINGAPORE	87,182	330,655	279.27	1,178,298	30,782,689	2512.47

TABEL 5. PERKEMBANGAN EKSPOR INDONESIA MENURUT KOMODITI DAN NEGARA TUJUAN

JENIS BARANG	BERAT BERSIH (KG)		PERUB	NILAI FOB (US \$)		PERUB
	JAN-MAR 2005	JAN-MAR 2006	%	JAN-MAR 2005	JAN-MAR 2006	%
	(1)	(2)	(3)	(4)	(5)	(6)
PHILIPPINES	7	478	6728.57	1,227	14,419	1075.14
MALAYSIA	4,074	4,573	12.25	294,533	138,106	-53.11
MYANMAR (FORM. BURMA)	0	39	-	0	8,342	-
VIET NAM	1,706	2,246	31.65	129,975	102,695	-20.99
INDIA	11,075	13,102	18.3	242,871	304,863	25.52
PAKISTAN	138	6,949	4935.51	1,223	28,976	2269.26
BANGLADESH	3,313	1,611	-51.37	33,985	8,481	-75.04
SRI LANKA	0	868	-	0	16,596	-
SAUDI ARABIA	0	165	-	0	1,777	-
KUWAIT	0	10	-	0	171	-
LEBANON	357	126	-64.71	4,886	4,415	-9.64
OMAN	2,657	0	-100	15,250	0	-100
SYRIA ARAB REPUBLIC	1,620	352	-78.27	10,790	4,827	-55.26
TURKEY	2,453	10	-99.59	41,762	1,357	-96.75
UNITED ARAB EMIRATES	2,172	2,479	14.13	41,738	95,424	128.63
EGYPT	3,180	117	-96.32	32,183	201	-99.38
LIBYAN ARAB JAMAHIRIYA	25	0	-100	1,081	0	-100
ALGERIA	101	0	-100	1,500	0	-100
KENYA	76	0	-100	2,662	0	-100
NIGERIA	90	141	56.67	150	100	-33.33
SOUTH AFRICA	5,067	0	-100	73,571	0	-100
MAURITIUS	43	68	58.14	756	929	22.88
AUSTRALIA	2,170	699	-67.79	95,178	20,981	-77.96
NEW ZEALAND	0	115	-	0	2,026	-
VANUATU	0	763	-	0	9,453	-
UNITED STATES	291,722	287,414	-1.48	11,493,021	8,974,733	-21.91
CANADA	6,068	1,691	-72.13	348,893	321,772	-7.77
MEXICO	1,622	381	-76.51	22,166	6,419	-71.04
VENEZUELA	0	1,319	-	0	60,175	-
ARGENTINA	0	1,158	-	0	15,390	-
BRAZIL	7,887	4,095	-48.08	65,611	89,795	36.86
COLOMBIA	4,004	4,869	21.6	75,671	108,439	43.3
ECUADOR	2,832	0	-100	93,810	0	-100
PERU	1,310	0	-100	14,024	0	-100
DOMINICAN REPUBLIC	205	1,507	635.12	6,161	34,972	467.64
COSTA RICA	0	1,341	-	0	19,964	-
FRENCH POLYNESIA	547	0	-100	1,174	0	-100
NETHERLANDS ANTILLES	271	0	-100	29,886	0	-100
UNITED KINGDOM	25,507	17,755	-30.39	317,743	468,881	47.57
NETHERLANDS	765	473	-38.17	74,936	48,730	-34.97
FRANCE	401	287	-28.43	44,857	6,209	-86.16
GERMANY, FED. REP. OF	68,768	45,866	-33.3	4,280,900	3,947,054	-7.8
BELGIUM	3	0	-100	150	0	-100
LUXEMBOURG	0	228	-	0	38,160	-
DENMARK	0	431	-	0	4,200	-
ITALY	1,905	198	-89.61	50,449	6,862	-86.4
SPAIN	2,266	1,530	-32.48	234,942	88,149	-62.48
GREECE	47	229	387.23	598	3,437	474.75
HUNGARY	822	71	-91.36	12,681	3,205	-74.73
ROMANIA	54	18	-66.67	13,786	5,478	-60.26
YUGOSLAVIA	6	17	183.33	1,383	7,613	450.47
SLOVAKIA	122	0	-100	2,745	0	-100
SLOVENIA	0	372	-	0	5,063	-
-ALAT UKUR	73,857	61,703	-16.46	3,365,149	1,278,519	-62.01
JAPAN	389	83	-78.66	654,040	11,792	-98.2
HONG KONG	324	266	-17.9	157	35,110	22263.1
CHINA	385	748	94.29	168,051	372	-99.78
PAPUA NEW GUINEA	0	927	-	0	1,191	-
THAILAND	1,090	319	-70.73	13,924	3,325	-76.12

TABEL 5. PERKEMBANGAN EKSPOR INDONESIA MENURUT KOMODITI DAN NEGARA TUJUAN

JENIS BARANG	BERAT BERSIH (KG)		PERUB	NILAI FOB (US \$)		PERUB
	JAN-MAR 2005	JAN-MAR 2006	%	JAN-MAR 2005	JAN-MAR 2006	%
	(1)	(2)	(3)	(4)	(5)	(6)
SINGAPORE	21,339	36,643	71.72	886,951	464,313	-47.65
PHILIPPINES	0	24	-	0	150	-
MALAYSIA	2,466	6,090	146.96	212,821	60,694	-71.48
VIET NAM	8,355	0	-100	130,633	0	-100
INDIA	20,296	0	-100	353,719	0	-100
PAKISTAN	65	0	-100	5,250	0	-100
YEMEN	6,512	0	-100	83,258	0	-100
OMAN	0	200	-	0	689	-
UNITED ARAB EMIRATES	3,078	516	-83.24	279,508	16,215	-94.2
EGYPT	601	0	-100	29,824	0	-100
LIBYAN ARAB JAMAHIRIYA	820	0	-100	173,000	0	-100
SUDAN	105	0	-100	21,314	0	-100
GHANA	188	0	-100	126	0	-100
GUINEA	0	47	-	0	130	-
AUSTRALIA	75	1,051	1301.33	40	22,010	54925
UNITED STATES	298	2,271	662.08	54,625	74,382	36.17
COSTA RICA	3,056	0	-100	114,209	0	-100
UNITED KINGDOM	25	0	-100	2,000	0	-100
NETHERLANDS	1,491	1,369	-8.18	65,493	73,945	12.91
FRANCE	0	200	-	0	50,508	-
GERMANY, FED. REP. OF	2,548	3,165	24.22	96,326	53,425	-44.54
DENMARK	0	35	-	0	4,597	-
SWEDEN	351	0	-100	19,880	0	-100
IRELAND	0	1,860	-	0	138,616	-
GREECE	0	2,214	-	0	150,964	-
UKRAINE	0	3,540	-	0	108,087	-
LITHUANIA	0	135	-	0	8,004	-
-LONCENG, ARLOJI DAN BAGIANNYA	1,262,459	1,454,008	15.17	13,007,714	15,499,251	19.15
JAPAN	63,979	42,425	-33.69	1,134,107	863,212	-23.89
HONG KONG	102,087	145,049	42.08	1,046,421	1,267,087	21.09
KOREA, REPUBLIC OF	1,536	1,190	-22.53	36,764	60,296	64.01
TAIWAN	12,431	121,230	875.22	177,280	489,588	176.17
CHINA	1,353	10,810	698.97	39,736	75,466	89.92
MACAU	1,980	5,741	189.95	17,500	59,060	237.49
PAPUA NEW GUINEA	3,075	2,074	-32.55	6,872	8,057	17.24
THAILAND	10,477	46,357	342.46	272,001	390,276	43.48
SINGAPORE	56,935	176,133	209.36	576,206	2,599,960	351.22
PHILIPPINES	97,751	13,617	-86.07	1,257,575	202,214	-83.92
MALAYSIA	74,132	227,194	206.47	989,839	928,072	-6.24
CAMBODIA	0	7	-	0	330	-
BRUNEI DARUSSALAM	170	0	-100	2,550	0	-100
VIET NAM	16,615	61,556	270.48	150,916	702,755	365.66
INDIA	190,780	122,917	-35.57	1,125,093	973,053	-13.51
SRI LANKA	41,614	0	-100	225,974	0	-100
SAUDI ARABIA	491	461	-6.11	1,858	4,780	157.27
KUWAIT	4,236	229	-94.59	70,423	5,670	-91.95
JORDAN	24	0	-100	238	0	-100
LEBANON	5,221	0	-100	73,136	0	-100
YEMEN	0	3	-	0	20	-
OMAN	2,970	0	-100	34,659	0	-100
TURKEY	386	0	-100	6,673	0	-100
UNITED ARAB EMIRATES	3,367	2,876	-14.58	32,532	200,343	515.83
QATAR	0	960	-	0	4,348	-
EGYPT	1,200	0	-100	17,850	0	-100
LIBYAN ARAB JAMAHIRIYA	186	0	-100	92,474	0	-100
MOROCCO	26,469	50,218	89.72	155,461	410,010	163.74
TANZANIA, UNITED REPUBLIC OF	0	6	-	0	1,438	-
MADAGASCAR	0	789	-	0	6,216	-
KENYA	45	0	-100	118	0	-100

TABEL 5. PERKEMBANGAN EKSPOR INDONESIA MENURUT KOMODITI DAN NEGARA TUJUAN

JENIS BARANG	BERAT BERSIH (KG)		PERUB	NILAI FOB (US \$)		PERUB
	JAN-MAR 2005	JAN-MAR 2006	%	JAN-MAR 2005	JAN-MAR 2006	%
	(1)	(2)	(3)	(4)	(5)	(6)
REUNION	31	0	-100	41	0	-100
TOGO	0	3,915	-	0	25,194	-
GUINEA	0	9,182	-	0	7,136	-
ANGOLA	6,165	0	-100	43,069	0	-100
CAMEROON	14,500	477	-96.71	112,194	37,000	-67.02
NIGERIA	65	0	-100	12,086	0	-100
GABON	0	977	-	0	8,638	-
COTE D'IVOIRE	34,250	19,592	-42.8	279,766	142,710	-48.99
SENEGAL	33,261	33,371	0.33	192,528	220,519	14.54
MALI	6,849	0	-100	58,790	0	-100
NIGER	0	6,525	-	0	55,593	-
CHAD	2,210	0	-100	20,101	0	-100
SOUTH AFRICA	29,501	5,347	-81.88	206,619	30,062	-85.45
MAURITIUS	3	0	-100	10	0	-100
AUSTRALIA	49,964	61,069	22.23	713,479	831,540	16.55
NEW ZEALAND	2,912	5,644	93.82	75,132	88,136	17.31
FIJI	0	6,223	-	0	53,520	-
UNITED STATES	93,472	95,508	2.18	1,587,215	2,426,168	52.86
CANADA	603	2,012	233.67	12,169	31,202	156.41
MEXICO	3,038	11,383	274.69	48,266	195,630	305.32
PANAMA	0	22	-	0	79	-
CHILE	61,838	3,184	-94.85	112,857	52,875	-53.15
ARGENTINA	0	3	-	0	82	-
BRAZIL	6	2,267	37683.3	3,882	103,548	2567.39
URUGUAY	26,580	0	-100	42,452	0	-100
NETHERLANDS ANTILLES	37	0	-100	22	0	-100
UNITED KINGDOM	3,659	26,248	617.35	224,565	479,636	113.58
NETHERLANDS	526	195	-62.93	16,175	7,087	-56.19
FRANCE	2,988	6,737	125.47	53,360	55,898	4.76
GERMANY, FED. REP. OF	23,102	25,896	12.09	401,100	537,874	34.1
AUSTRIA	91	401	340.66	131,297	4,391	-96.66
BELGIUM	1,720	8	-99.53	5,992	14	-99.77
SWITZERLAND	0	72	-	0	1,879	-
DENMARK	34	25	-26.47	20,000	5,000	-75
FINLAND	0	53	-	0	1,226	-
ITALY	84	935	1013.1	6,380	22,661	255.19
SPAIN	701	1,201	71.33	16,573	22,701	36.98
PORTUGAL	143,184	93,018	-35.04	1,053,095	776,679	-26.25
GREECE	5	0	-100	248	0	-100
CZECHOSLOVAKIA	1,322	0	-100	4,480	0	-100
HUNGARY	142	409	188.03	4,482	10,006	123.25
MOLDOVA, REPUBLIC OF	94	196	108.51	4,785	6,930	44.83
SLOVAKIA	0	70	-	0	5,372	-
SOUTH GEORGIA AND THE SOUTH SA	0	1	-	0	14	-
RUSSIA FEDERATION	12	0	-100	248	0	-100
-COKLAT OLAHAN	20,076,569	26,515,701	32.07	46,428,760	57,089,838	22.96
JAPAN	228,155	589,774	158.5	237,115	1,379,558	481.81
HONG KONG	66,352	43,372	-34.63	108,403	98,822	-8.84
KOREA, REPUBLIC OF	213,156	255,600	19.91	272,743	205,585	-24.62
TAIWAN	107,026	84,834	-20.74	1,092,966	177,720	-83.74
CHINA	297,424	796,181	167.69	390,812	566,784	45.03
PAPUA NEW GUINEA	1,541	0	-100	3,841	0	-100
THAILAND	338,868	558,573	64.83	613,085	1,118,508	82.44
SINGAPORE	421,680	435,970	3.39	757,294	631,499	-16.61
PHILIPPINES	2,468,365	1,812,412	-26.57	2,968,701	1,383,483	-53.4
MALAYSIA	432,744	561,244	29.69	610,852	912,460	49.37
CAMBODIA	0	13,700	-	0	18,640	-
BRUNEI DARUSSALAM	63,001	10,198	-83.81	156,933	22,162	-85.88
VIET NAM	3,143	60,547	1826.41	7,804	85,973	1001.65

TABEL 5. PERKEMBANGAN EKSPOR INDONESIA MENURUT KOMODITI DAN NEGARA TUJUAN

JENIS BARANG	BERAT BERSIH (KG)		PERUB	NILAI FOB (US \$)		PERUB
	JAN-MAR 2005	JAN-MAR 2006	%	JAN-MAR 2005	JAN-MAR 2006	%
	(1)	(2)	(3)	(4)	(5)	(6)
MALDIVES	2,952	2,322	-21.34	8,184	2,400	-70.67
INDIA	211,193	440,204	108.44	304,399	406,471	33.53
PAKISTAN	2,496	97,816	3818.91	5,769	75,892	1215.51
BANGLADESH	19,640	9,055	-53.9	5,143	3,600	-30
SRI LANKA	42,997	31,876	-25.86	45,338	38,625	-14.81
IRAN (ISLAMIC REPUBLIC OF)	216,997	448,999	106.91	243,680	398,240	63.43
SAUDI ARABIA	25,338	6,938	-72.62	62,363	24,860	-60.14
KUWAIT	21,781	27,846	27.85	50,920	54,875	7.77
YEMEN	80,965	17,091	-78.89	100,318	19,780	-80.28
OMAN	14,648	0	-100	31,051	0	-100
SYRIA ARAB REPUBLIC	0	197,999	-	0	118,460	-
TURKEY	16,999	182,300	972.42	15,754	110,591	601.99
UNITED ARAB EMIRATES	517,921	592,785	14.45	1,622,507	2,100,663	29.47
QATAR	106	0	-100	960	0	-100
BAHRAIN	25,187	10,672	-57.63	56,410	23,478	-58.38
EGYPT	118,100	129,200	9.4	212,910	376,278	76.73
MOROCCO	0	525	-	0	525	-
ALGERIA	195,000	0	-100	156,900	0	-100
SUDAN	0	69	-	0	715	-
ERITREA	10,800	0	-100	16,065	0	-100
TANZANIA, UNITED REPUBLIC OF	8,049	0	-100	16,678	0	-100
MADAGASCAR	5,529	10,374	87.63	11,091	15,628	40.91
KENYA	0	50,516	-	0	162,703	-
TOGO	0	43,200	-	0	61,200	-
GUINEA	0	2,084	-	0	3,150	-
NIGERIA	1,289	0	-100	5,269	0	-100
MAURITANIA	21,735	14,400	-33.75	28,550	20,800	-27.15
CENTRAL AFRICAN REPUBLIC	0	23,000	-	0	8,510	-
SOUTH AFRICA	520,507	887,896	70.58	1,015,541	1,863,095	83.46
ZIMBABWE	15,000	0	-100	13,605	0	-100
MAURITIUS	0	2,462	-	0	6,444	-
AUSTRALIA	182,588	2,376,815	1201.74	459,148	7,300,150	1489.93
NEW ZEALAND	972	278,000	28500.8	1,440	561,180	38870.8
VANUATU	1,781	4,402	147.16	4,875	8,037	64.86
FIJI	20,788	23,912	15.03	40,422	49,087	21.44
SAMOA	0	684	-	0	3,821	-
SOLOMON ISLANDS	0	1,392	-	0	2,612	-
TONGA	2,167	6,957	221.04	2,763	10,352	274.67
EAST TIMOR	747	11,120	1388.62	1,167	10,763	822.28
UNITED STATES	5,049,671	5,146,541	1.92	17,545,396	16,849,866	-3.96
CANADA	0	200,522	-	0	701,289	-
MEXICO	216,000	527,200	144.07	275,760	283,275	2.73
ARGENTINA	46,497	0	-100	42,870	0	-100
BRAZIL	0	454,363	-	0	283,095	-
JAMAICA	0	8,777	-	0	22,703	-
UNITED KINGDOM	407,600	101,600	-75.07	823,059	355,600	-56.8
NETHERLANDS	1,220,040	1,615,676	32.43	3,835,181	5,374,881	40.15
FRANCE	1,620,000	1,924,000	18.77	6,222,458	6,992,500	12.38
GERMANY, FED. REP. OF	41,001	140,000	241.46	82,621	56,000	-32.22
BELGIUM	924,720	1,346,800	45.64	2,505,090	4,380,437	74.86
SWITZERLAND	79,499	525	-99.34	52,725	8,663	-83.57
SWEDEN	0	9,054	-	0	22,892	-
SPAIN	1,956,780	3,401,330	73.82	1,381,340	1,016,094	-26.44
GREECE	15,000	80,000	433.33	10,519	22,830	117.04
HUNGARY	65,950	49,000	-25.7	63,215	28,519	-54.89
POLAND	15,998	16,000	0.01	12,050	6,120	-49.21
BULGARIA	904,587	56,998	-93.7	471,018	19,430	-95.87
UKRAINE	155,500	30,999	-80.06	377,545	20,040	-94.69
UZBEKISTAN	34,000	0	-100	24,106	0	-100

TABEL 5. PERKEMBANGAN EKSPOR INDONESIA MENURUT KOMODITI DAN NEGARA TUJUAN

JENIS BARANG	BERAT BERSIH (KG)		PERUB	NILAI FOB (US \$)		PERUB
	JAN-MAR 2005	JAN-MAR 2006	%	JAN-MAR 2005	JAN-MAR 2006	%
	(1)	(2)	(3)	(4)	(5)	(6)
LITHUANIA	14,000	189,000	1250	16,800	151,200	800
LATVIA	13,999	0	-100	18,800	0	-100
ESTONIA	320,000	25,000	-92.19	873,188	10,625	-98.78
SLOVENIA	30,000	0	-100	35,250	0	-100
RUSSIA FEDERATION	0	37,000	-	0	39,600	-
-GULA TETES	27,639,464	121,875,333	340.95	1,551,474	12,219,433	687.6
JAPAN	5,000,001	0	-100	170,001	0	-100
HONG KONG	0	19,800	-	0	8,712	-
KOREA, REPUBLIC OF	11,388,620	61,102,199	436.52	626,374	6,903,177	1002.09
TAIWAN	5,019,200	0	-100	346,468	0	-100
SINGAPORE	15,318	6,234	-59.3	6,232	4,049	-35.03
MALAYSIA	22,285	35,520	59.39	12,948	4,893	-62.21
VIET NAM	6,192,000	60,711,131	880.48	387,100	5,297,779	1268.58
MALDIVES	0	449	-	0	823	-
VANUATU	2,040	0	-100	2,351	0	-100
-KERUPUK UDANG	1,199,301	1,257,155	4.82	1,533,517	1,855,649	21.01
JAPAN	3,382	29,502	772.32	11,222	52,640	369.08
HONG KONG	11,082	52,094	370.08	22,630	82,761	265.71
KOREA, REPUBLIC OF	287,760	186,600	-35.15	398,186	265,418	-33.34
TAIWAN	22,156	11,133	-49.75	23,107	8,557	-62.97
SINGAPORE	30,590	34,488	12.74	53,662	42,813	-20.22
MALAYSIA	97,176	52,082	-46.4	50,732	42,140	-16.94
INDIA	0	443	-	0	867	-
SAUDI ARABIA	99,629	74,738	-24.98	81,454	71,096	-12.72
UNITED ARAB EMIRATES	15,980	999	-93.75	13,132	2,260	-82.79
AUSTRALIA	2,434	5,322	118.65	5,311	10,238	92.77
UNITED STATES	28,492	34,790	22.1	70,018	84,507	20.69
CANADA	4,000	36	-99.1	7,720	288	-96.27
UNITED KINGDOM	64,602	115,180	78.29	83,382	161,837	94.09
NETHERLANDS	487,111	576,742	18.4	654,138	912,296	39.47
FRANCE	27,407	43,695	59.43	46,483	70,732	52.17
BELGIUM	17,500	9,377	-46.42	12,340	6,282	-49.09
ROMANIA	0	29,934	-	0	40,917	-
-BUAH/SAYURAN OLAHAN	117,856,333	109,663,492	-6.95	74,774,698	58,709,565	-21.48
JAPAN	3,324,986	4,486,588	34.94	3,110,355	3,731,274	19.96
HONG KONG	302,573	642,858	112.46	514,248	919,610	78.83
KOREA, REPUBLIC OF	412,709	473,171	14.65	330,633	350,102	5.89
TAIWAN	560,318	1,536,100	174.15	706,619	624,944	-11.56
CHINA	403,792	2,531,724	526.99	169,292	438,461	159
PAPUA NEW GUINEA	2,490	0	-100	4,230	0	-100
THAILAND	50,326	371,140	637.47	35,895	81,641	127.44
SINGAPORE	22,196,904	18,934,705	-14.7	13,150,446	11,189,130	-14.91
PHILIPPINES	12,155,530	55,042	-99.55	4,276,100	19,050	-99.55
MALAYSIA	10,486,632	25,267,619	140.95	1,825,850	4,168,992	128.33
CAMBODIA	0	177,000	-	0	1,680	-
BRUNEI DARUSSALAM	1,901	209	-89.01	1,771	849	-52.06
NEPAL	0	232,030	-	0	156,584	-
VIET NAM	5,833,934	1,762,567	-69.79	5,143,198	1,215,380	-76.37
MALDIVES	4,225	9,289	119.86	6,165	13,201	114.13
INDIA	18,220,671	8,090,676	-55.6	16,624,627	5,453,551	-67.2
PAKISTAN	345,718	529,618	53.19	117,341	186,075	58.58
BANGLADESH	18,896	25,000	32.3	9,543	250	-97.38
IRAN (ISLAMIC REPUBLIC OF)	0	45,450	-	0	16,300	-
SAUDI ARABIA	200,566	203,797	1.61	175,773	196,543	11.82
KUWAIT	0	42,073	-	0	17,039	-
LEBANON	53,145	28,136	-47.06	163,969	148,118	-9.67
YEMEN	0	9,205	-	0	4,840	-
SYRIA ARAB REPUBLIC	14,074	14,062	-0.09	40,022	40,185	0.41
TURKEY	50,000	55,782	11.56	24,018	37,298	55.29

TABEL 5. PERKEMBANGAN EKSPOR INDONESIA MENURUT KOMODITI DAN NEGARA TUJUAN

JENIS BARANG	BERAT BERSIH (KG)		PERUB	NILAI FOB (US \$)		PERUB
	JAN-MAR 2005	JAN-MAR 2006	%	JAN-MAR 2005	JAN-MAR 2006	%
	(1)	(2)	(3)	(4)	(5)	(6)
UNITED ARAB EMIRATES	522,959	1,041,480	99.15	419,383	579,015	38.06
QATAR	0	49,980	-	0	20,992	-
BAHRAIN	36,000	120,000	233.33	21,600	52,920	145
EGYPT	222,670	463,716	108.25	151,841	278,464	83.39
LIBYAN ARAB JAMAHIRIYA	35,460	0	-100	19,152	0	-100
MOROCCO	98,000	0	-100	53,910	0	-100
TUNISIA	0	12,500	-	0	2,500	-
ALGERIA	26,000	0	-100	25,283	0	-100
MADAGASCAR	0	1,781	-	0	4,968	-
TOGO	917	0	-100	1,025	0	-100
NIGERIA	0	49,115	-	0	77,208	-
SEYCHELLES	0	700	-	0	6,272	-
SOUTH AFRICA	109,440	237,336	116.86	91,975	147,451	60.32
MAURITIUS	38,981	26,556	-31.87	28,333	24,354	-14.04
AUSTRALIA	996,367	461,342	-53.7	637,551	309,272	-51.49
NEW ZEALAND	48,717	155,042	218.25	30,782	129,724	321.43
MICRONESIA, FEDERATED STATES OF	0	4,214	-	0	3,284	-
GUAM	0	368	-	0	1,165	-
NEW CALEDONIA	7,150	0	-100	7,475	0	-100
VANUATU	0	652	-	0	1,190	-
COOK ISLANDS	0	7	-	0	35	-
FIJI	3,285	636	-80.64	7,868	646	-91.79
SAMOA	0	562	-	0	3,330	-
SOLOMON ISLANDS	0	1,758	-	0	31,251	-
EAST TIMOR	19	89,470	470795	16	35,910	224338
UNITED STATES	14,627,648	14,221,402	-2.78	12,869,125	12,039,268	-6.45
CANADA	391,538	110,367	-71.81	404,302	469,458	16.12
MEXICO	0	14,131	-	0	15,200	-
PANAMA	545	16,193	2871.19	696	11,800	1595.4
CHILE	650,630	1,040,893	59.98	356,837	556,499	55.95
ARGENTINA	582,077	1,534,171	163.57	342,210	898,389	162.53
BRAZIL	759,280	100,000	-86.83	436,238	47,500	-89.11
URUGUAY	75,500	93,057	23.25	57,030	48,025	-15.79
PARAGUAY	0	25,000	-	0	18,250	-
PERU	42,472	42,472	0	16,570	15,660	-5.49
PUERTO RICO	35,943	34,320	-4.52	32,426	29,172	-10.04
DOMINICAN REPUBLIC	0	48,988	-	0	37,721	-
UNITED KINGDOM	379,304	782,530	106.31	222,049	499,082	124.76
NETHERLANDS	6,338,910	3,365,558	-46.91	3,179,708	2,212,489	-30.42
FRANCE	566,436	527,776	-6.83	341,406	347,688	1.84
GERMANY, FED. REP. OF	8,307,321	7,897,159	-4.94	3,627,380	3,699,402	1.99
AUSTRIA	230,490	354,686	53.88	132,210	216,785	63.97
BELGIUM	537,370	561,859	4.56	347,649	433,605	24.72
SWITZERLAND	0	15,963	-	0	9,328	-
DENMARK	353,026	144,778	-58.99	190,442	84,141	-55.82
NORWAY	239,237	444,133	85.65	207,233	389,998	88.19
SWEDEN	161,357	374,480	132.08	90,138	250,061	177.42
FINLAND	288,728	1,189,831	312.09	266,272	652,554	145.07
IRELAND	18,210	18,210	0	9,250	8,750	-5.41
ITALY	1,060,642	1,257,433	18.55	608,750	549,498	-9.73
SPAIN	2,555,064	2,872,126	12.41	1,593,795	2,079,239	30.46
PORTUGAL	50,850	52,000	2.26	38,138	37,700	-1.15
GREECE	242,546	134,627	-44.49	119,106	80,365	-32.53
ANDORRA	0	26,000	-	0	10,400	-
HUNGARY	139,826	122,772	-12.2	63,700	58,576	-8.04
POLAND	828,802	526,146	-36.52	540,264	371,895	-31.16
ROMANIA	61,192	787,937	1187.65	20,600	304,420	1377.77
BULGARIA	25,000	37,000	48	5,000	26,820	436.4
BELARUS	0	20,000	-	0	15,200	-

TABEL 5. PERKEMBANGAN EKSPOR INDONESIA MENURUT KOMODITI DAN NEGARA TUJUAN

JENIS BARANG	BERAT BERSIH (KG)		PERUB	NILAI FOB (US \$)		PERUB
	JAN-MAR 2005	JAN-MAR 2006	%	JAN-MAR 2005	JAN-MAR 2006	%
	(1)	(2)	(3)	(4)	(5)	(6)
UKRAINE	24,000	132,937	453.9	10,916	96,259	781.82
LATVIA	0	73,756	-	0	73,491	-
ESTONIA	26,000	0	-100	24,110	0	-100
CROATIA	24,000	0	-100	20,840	0	-100
BOSNIA AND HERZEGOVINA	0	20,000	-	0	15,200	-
MALTA	16,797	60,000	257.21	1,282	4,200	227.61
SLOVENIA	289,752	300,910	3.85	126,064	135,603	7.57
CZECH REPUBLIC	0	48,772	-	0	32,325	-
FAEROE ISLANDS	29,999	0	-100	3,700	0	-100
RUSSIA FEDERATION	1,110,486	1,992,063	79.39	542,973	1,106,501	103.79
-MINUMAN OLAHAN	19,559,807	13,618,601	-30.37	9,313,603	6,890,284	-26.02
JAPAN	4,117,320	1,298,503	-68.46	2,088,008	1,080,480	-48.25
HONG KONG	205,411	212,762	3.58	295,674	736,262	149.01
KOREA, REPUBLIC OF	28,143	11,835	-57.95	22,202	12,905	-41.87
TAIWAN	1,486,229	746,812	-49.75	865,710	444,193	-48.69
CHINA	911	387	-57.52	459	2,026	341.39
PAPUA NEW GUINEA	3,958	205,055	5080.77	5,200	421,576	8007.23
THAILAND	3,256,209	73,094	-97.76	1,673,004	113,607	-93.21
SINGAPORE	5,420,123	6,242,659	15.18	1,326,288	1,915,299	44.41
PHILIPPINES	1,374,366	230,382	-83.24	541,684	114,532	-78.86
MALAYSIA	1,101,855	584,287	-46.97	760,987	415,168	-45.44
CAMBODIA	0	37,102	-	0	13,260	-
BRUNEI DARUSSALAM	754,985	304,644	-59.65	500,950	186,415	-62.79
VIET NAM	75,019	21,345	-71.55	44,320	11,377	-74.33
MALDIVES	50,988	35,099	-31.16	28,937	35,825	23.8
INDIA	13,125	0	-100	60,550	0	-100
PAKISTAN	0	1,490	-	0	825	-
BANGLADESH	0	9,441	-	0	23,422	-
SRI LANKA	3,109	0	-100	50	0	-100
SAUDI ARABIA	17,209	18,087	5.1	2,860	6,530	128.32
OMAN	136,205	201,032	47.6	95,701	131,589	37.5
UNITED ARAB EMIRATES	146,969	262,898	78.88	409,425	327,845	-19.93
BAHRAIN	0	13,087	-	0	8,800	-
TANZANIA, UNITED REPUBLIC OF	3,502	0	-100	6,450	0	-100
CAMEROON	0	2,822	-	0	2,150	-
NIGERIA	74,953	0	-100	54,088	0	-100
SIERRA LEONE	0	16,896	-	0	12,320	-
BENIN	19,550	0	-100	12,075	0	-100
GAMBIA	10,356	0	-100	49,435	0	-100
AUSTRALIA	103,427	2,424,361	2244.03	75,685	333,661	340.85
NEW ZEALAND	0	1,217	-	0	1,599	-
NORTHERN MARIANA ISLANDS	0	15,222	-	0	3,120	-
VANUATU	52,404	35,393	-32.46	8,434	6,417	-23.92
KIRIBATI	0	758	-	0	1,044	-
SOLOMON ISLANDS	172,439	113,414	-34.23	18,976	155,699	720.5
TONGA	60,346	85,841	42.25	13,406	24,738	84.53
EAST TIMOR	417,624	149,358	-64.24	92,270	32,600	-64.67
UNITED STATES	240,361	123,773	-48.51	131,903	68,967	-47.71
CANADA	4,068	28,052	589.58	12,600	37,024	193.84
PANAMA	78	0	-100	100	0	-100
DOMINICAN REPUBLIC	38,198	0	-100	39,600	0	-100
UNITED KINGDOM	65,255	0	-100	23,746	0	-100
NETHERLANDS	50,857	82,837	62.88	27,878	84,167	201.91
GERMANY, FED. REP. OF	18,097	15,128	-16.41	6,770	26,366	289.45
AUSTRIA	0	110	-	0	349	-
BELGIUM	2	866	43200	30	5,563	18443.3
DENMARK	36,128	0	-100	18,130	0	-100
FINLAND	0	352	-	0	679	-
IRELAND	28	32	14.29	18	21	16.67

TABEL 5. PERKEMBANGAN EKSPOR INDONESIA MENURUT KOMODITI DAN NEGARA TUJUAN

JENIS BARANG	BERAT BERSIH (KG)		PERUB	NILAI FOB (US \$)		PERUB
	JAN-MAR 2005	JAN-MAR 2006	%	JAN-MAR 2005	JAN-MAR 2006	%
	(1)	(2)	(3)	(4)	(5)	(6)
SPAIN	0	6,168	-	0	48,316	-
GREECE	0	6,000	-	0	43,548	-
-ROKOK DAN TEMBAKAU OLAHAN	16,842,248	16,125,442	-4.26	71,844,223	66,293,038	-7.73
JAPAN	40,568	60,709	49.65	513,021	612,682	19.43
HONG KONG	0	3,780	-	0	35,299	-
KOREA, REPUBLIC OF	5,394	240	-95.55	45,228	3,360	-92.57
TAIWAN	474	9,133	1826.79	4,260	33,666	690.28
MACAU	10,639	9,679	-9.02	48,327	46,650	-3.47
THAILAND	891,610	930,006	4.31	3,238,900	2,973,420	-8.2
SINGAPORE	1,881,666	1,256,487	-33.22	17,674,891	15,144,871	-14.31
PHILIPPINES	2,100,824	642,511	-69.42	7,179,561	3,519,801	-50.97
MALAYSIA	1,099,884	1,307,805	18.9	8,427,913	9,305,701	10.42
MYANMAR (FORM. BURMA)	657,600	1,104,000	67.88	1,504,464	2,561,280	70.25
CAMBODIA	5,454,673	4,845,245	-11.17	17,236,225	15,319,955	-11.12
BRUNEI DARUSSALAM	18,013	9,756	-45.84	138,308	69,768	-49.56
LAO PEOPLE'S DEMOCRATIC REPUBLIC	75	0	-100	600	0	-100
VIET NAM	59,132	110,016	86.05	248,773	1,050,923	322.44
INDIA	11,000	739	-93.28	84,000	5,700	-93.21
PAKISTAN	0	1,200	-	0	4,290	-
SRI LANKA	0	7,971	-	0	88,451	-
SAUDI ARABIA	37,658	19,617	-47.91	441,604	234,660	-46.86
JORDAN	318,959	510,731	60.12	1,050,000	1,680,040	60
LEBANON	31,920	25,536	-20	105,000	84,000	-20
YEMEN	40	0	-100	150	0	-100
TURKEY	154,628	391,725	153.33	528,902	1,322,090	149.97
UNITED ARAB EMIRATES	28,688	92,807	223.5	141,627	375,773	165.33
QATAR	0	88	-	0	1,400	-
BAHRAIN	0	77	-	0	1,128	-
CYPRUS	9	0	-100	311	0	-100
EGYPT	16,000	0	-100	2,240	0	-100
SOUTH AFRICA	0	39,750	-	0	79,354	-
ZIMBABWE	72,343	0	-100	57,874	0	-100
MAURITIUS	0	31	-	0	2,494	-
AUSTRALIA	10,969	99,146	803.87	74,648	267,930	258.92
EAST TIMOR	13,197	2,174	-83.53	30,862	56,000	81.45
UNITED STATES	372,860	1,287,548	245.32	1,697,629	1,717,686	1.18
CANADA	1,121	12,902	1050.94	23,794	72,700	205.54
PANAMA	65,334	0	-100	386,108	0	-100
SURINAME	976	0	-100	1,846	0	-100
CHILE	19,308	75	-99.61	108,750	2,331	-97.86
ARGENTINA	0	83	-	0	3,462	-
BRAZIL	4,519	0	-100	78,160	0	-100
BOLIVIA	275	0	-100	2,125	0	-100
PARAGUAY	33,273	35,796	7.58	572,929	612,480	6.9
PERU	896	0	-100	2,720	0	-100
PUERTO RICO	108,234	440,000	306.53	167,029	191,400	14.59
DOMINICAN REPUBLIC	0	43,387	-	0	520,642	-
UNITED KINGDOM	35,640	89	-99.75	64,152	1,424	-97.78
NETHERLANDS	655,375	400,294	-38.92	2,410,883	1,986,952	-17.58
FRANCE	152,678	53,460	-64.99	255,356	69,498	-72.78
GERMANY, FED. REP. OF	370,662	463,780	25.12	1,372,269	1,391,216	1.38
AUSTRIA	614	208,259	33818.4	2,594	362,280	13866.1
BELGIUM	1,005,003	286,037	-71.54	2,889,105	1,202,397	-58.38
SWITZERLAND	48,315	8,103	-83.23	133,320	10,553	-92.08
DENMARK	65,504	37,176	-43.25	662,349	483,560	-26.99
NORWAY	0	98,962	-	0	174,934	-
IRELAND	57,784	0	-100	66,453	0	-100
SPAIN	12,925	11,491	-11.09	95,125	92,843	-2.4
PORTUGAL	443	0	-100	587	0	-100

TABEL 5. PERKEMBANGAN EKSPOR INDONESIA MENURUT KOMODITI DAN NEGARA TUJUAN

JENIS BARANG	BERAT BERSIH (KG)		PERUB	NILAI FOB (US \$)		PERUB
	JAN-MAR 2005	JAN-MAR 2006	%	JAN-MAR 2005	JAN-MAR 2006	%
	(1)	(2)	(3)	(4)	(5)	(6)
GREECE	75	0	-100	3,550	0	-100
HUNGARY	976	0	-100	4,731	0	-100
POLAND	2,339	1,398	-40.23	24,295	11,854	-51.21
ALBANIA	0	19,800	-	0	38,610	-
BELARUS	0	57,420	-	0	53,856	-
KAZAKHSTAN	138,600	99,000	-28.57	207,900	162,954	-21.62
UKRAINE	220,800	128,000	-42.03	794,880	115,532	-85.47
UZBEKISTAN	37,619	0	-100	100,683	0	-100
LITHUANIA	33	0	-100	911	0	-100
ESTONIA	0	12	-	0	210	-
CZECH REPUBLIC	884	231	-73.87	4,348	3,570	-17.89
RUSSIA FEDERATION	513,220	951,180	85.34	931,953	2,129,408	128.49
-DAGING TERNAK	887,767	877,703	-1.13	2,289,886	3,494,530	52.61
JAPAN	3,292	200	-93.92	7,905	820	-89.63
HONG KONG	43,638	40,586	-6.99	72,093	64,774	-10.15
KOREA, REPUBLIC OF	4,341	7,580	74.61	9,146	26,329	187.87
TAIWAN	11,931	0	-100	24,942	0	-100
SINGAPORE	106,430	23,942	-77.5	70,751	96,053	35.76
PHILIPPINES	0	2	-	0	30	-
MALAYSIA	9,526	15,027	57.75	7,553	16,011	111.98
AUSTRALIA	1,351	0	-100	8,815	0	-100
UNITED STATES	34	39,387	115744	1,392	375,873	26902.4
CANADA	0	16,200	-	0	62,021	-
UNITED KINGDOM	0	12,240	-	0	85,779	-
NETHERLANDS	71,973	173,036	140.42	260,721	673,135	158.18
FRANCE	108,577	209,289	92.76	372,295	833,778	123.96
GERMANY, FED. REP. OF	225	0	-100	1,396	0	-100
BELGIUM	526,449	340,214	-35.38	1,452,877	1,259,927	-13.28
-DAGING UNGGAS	0	15	-	0	18,203	-
CANADA	0	14	-	0	18,200	-
NETHERLANDS	0	1	-	0	3	-
-IKAN OLAHAN	36,967,759	36,634,966	-0.9	113,912,893	122,032,114	7.13
JAPAN	6,987,979	6,062,572	-13.24	29,405,714	21,141,194	-28.11
HONG KONG	455,447	421,778	-7.39	2,261,179	2,526,725	11.74
KOREA, REPUBLIC OF	247,202	634,461	156.66	408,957	795,184	94.44
TAIWAN	392,155	329,611	-15.95	485,869	430,178	-11.46
CHINA	882,666	680,111	-22.95	1,105,544	647,650	-41.42
THAILAND	2,830,757	636,713	-77.51	546,852	187,555	-65.7
SINGAPORE	2,048,598	1,967,669	-3.95	2,618,438	2,780,889	6.2
PHILIPPINES	6,636	52,240	687.22	16,814	60,542	260.07
MALAYSIA	752,733	1,091,465	45	513,608	676,365	31.69
CAMBODIA	15,103	0	-100	4,798	0	-100
BRUNEI DARUSSALAM	0	274	-	0	286	-
VIET NAM	61,660	252,521	309.54	127,460	536,281	320.74
MALDIVES	326	747	129.14	608	1,194	96.38
PAKISTAN	0	26,000	-	0	20,800	-
SRI LANKA	1,327,543	835,455	-37.07	623,577	470,050	-24.62
SAUDI ARABIA	479,953	594,488	23.86	1,560,063	1,942,250	24.5
JORDAN	604,654	892,322	47.58	1,495,696	2,067,976	38.26
LEBANON	538	36,352	6656.88	2,152	72,740	3280.11
UNITED ARAB EMIRATES	25,329	75,358	197.52	40,244	159,961	297.48
CYPRUS	20,008	20,004	-0.02	58,565	57,645	-1.57
EGYPT	1,030,425	24,214	-97.65	2,252,501	50,850	-97.74
LIBYAN ARAB JAMAHIRIYA	0	1,090,868	-	0	2,396,822	-
MOROCCO	51,365	63,363	23.36	54,450	78,406	44
TUNISIA	56,250	0	-100	8,437	0	-100
NAMIBIA	20,000	0	-100	114,800	0	-100
REUNION	70,125	33,936	-51.61	375,227	131,762	-64.88
GHANA	0	77,500	-	0	75,250	-

TABEL 5. PERKEMBANGAN EKSPOR INDONESIA MENURUT KOMODITI DAN NEGARA TUJUAN

JENIS BARANG	BERAT BERSIH (KG)		PERUB	NILAI FOB (US \$)		PERUB
	JAN-MAR 2005	JAN-MAR 2006	%	JAN-MAR 2005	JAN-MAR 2006	%
	(1)	(2)	(3)	(4)	(5)	(6)
SOUTH AFRICA	99,038	12,959	-86.92	134,092	65,520	-51.14
MAURITIUS	48,878	40,827	-16.47	118,722	46,798	-60.58
AUSTRALIA	213,117	483,074	126.67	889,341	1,466,392	64.89
NEW ZEALAND	25,300	57,259	126.32	38,522	67,862	76.16
EAST TIMOR	740	22,050	2879.73	634	45,166	7023.97
UNITED STATES	10,730,516	13,388,189	24.77	47,802,881	64,196,515	34.29
CANADA	79,381	520,331	555.49	219,326	2,047,234	833.42
MEXICO	0	62,936	-	0	156,935	-
GUATEMALA	0	33,293	-	0	38,189	-
PANAMA	27,189	15,500	-42.99	2,719	17,000	525.23
BOLIVIA	56,689	0	-100	97,422	0	-100
URUGUAY	22,350	0	-100	13,410	0	-100
TRINIDAD AND TOBAGO	0	50,415	-	0	20,166	-
PUERTO RICO	244,852	120,533	-50.77	1,025,440	459,212	-55.22
DOMINICAN REPUBLIC	18,152	36,602	101.64	71,439	150,064	110.06
MARTINIQUE	73,672	82,803	12.39	211,003	264,033	25.13
GUADELOUPE	34,040	19,460	-42.83	80,176	29,190	-63.59
UNITED KINGDOM	1,076,743	779,361	-27.62	3,098,764	2,443,766	-21.14
NETHERLANDS	572,165	826,218	44.4	1,993,963	3,162,244	58.59
FRANCE	402,707	391,360	-2.82	966,751	766,405	-20.72
GERMANY, FED. REP. OF	1,906,526	1,870,785	-1.87	3,851,833	3,647,381	-5.31
BELGIUM	991,196	644,222	-35.01	5,374,947	2,340,519	-56.46
SWITZERLAND	0	29,608	-	0	49,656	-
LUXEMBOURG	0	19,998	-	0	63,813	-
DENMARK	102,711	139,229	35.55	494,322	536,941	8.62
NORWAY	0	14,000	-	0	91,400	-
SWEDEN	34,998	52,429	49.81	170,999	248,511	45.33
IRELAND	36,096	18,048	-50	61,014	30,850	-49.44
ITALY	799,749	353,741	-55.77	1,295,060	655,093	-49.42
SPAIN	456,534	206,681	-54.73	763,661	467,305	-38.81
PORTUGAL	100,003	47,536	-52.47	178,396	79,528	-55.42
GREECE	12,083	46,191	282.28	6,042	77,024	1174.81
POLAND	52,180	69,000	32.23	93,298	531,700	469.89
ROMANIA	16,316	16,317	0.01	21,214	22,649	6.76
BULGARIA	77,176	60,410	-21.72	209,222	124,750	-40.37
YUGOSLAVIA	31,968	0	-100	43,740	0	-100
CROATIA	63,936	0	-100	87,480	0	-100
MALTA	20,400	13,264	-34.98	50,624	6,632	-86.9
SLOVENIA	128,538	134,383	4.55	191,468	204,115	6.61
CZECH REPUBLIC	0	16,317	-	0	22,649	-
RUSSIA FEDERATION	44,368	39,615	-10.71	173,415	80,352	-53.66
-BERAS GILING	23,207,001	310,381	-98.66	4,717,858	149,995	-96.82
HONG KONG	203	75	-63.05	334	164	-50.9
TAIWAN	0	241,699	-	0	103,624	-
SINGAPORE	79,500	67,500	-15.09	45,760	44,556	-2.63
MALAYSIA	0	1,000	-	0	1,579	-
SOUTH AFRICA	23,127,250	0	-100	4,671,704	0	-100
EAST TIMOR	48	107	122.92	60	72	20
-KOPI OLAHAN	130,798	1,677	-98.72	78,359	1,603	-97.95
JAPAN	93,000	0	-100	42,901	0	-100
HONG KONG	0	1,490	-	0	1,510	-
TAIWAN	2,000	0	-100	8,850	0	-100
CHINA	34,275	0	-100	23,803	0	-100
AUSTRALIA	803	0	-100	1,589	0	-100
UNITED STATES	720	0	-100	1,216	0	-100
GERMANY, FED. REP. OF	0	187	-	0	93	-
-TEH OLAHAN	13,376,020	14,471,386	8.19	17,396,750	18,804,812	8.09
JAPAN	120,682	152,239	26.15	188,794	244,782	29.66
HONG KONG	691	637	-7.81	5,213	2,640	-49.36

TABEL 5. PERKEMBANGAN EKSPOR INDONESIA MENURUT KOMODITI DAN NEGARA TUJUAN

JENIS BARANG	BERAT BERSIH (KG)		PERUB	NILAI FOB (US \$)		PERUB
	JAN-MAR 2005	JAN-MAR 2006	%	JAN-MAR 2005	JAN-MAR 2006	%
	(1)	(2)	(3)	(4)	(5)	(6)
KOREA, REPUBLIC OF	13,370	1,224	-90.85	28,408	5,850	-79.41
TAIWAN	132,322	186,863	41.22	379,826	405,394	6.73
CHINA	0	21,080	-	0	22,621	-
MONGOLIA	2,879	3,119	8.34	14,664	15,599	6.38
THAILAND	5,966	5,966	0	29,757	29,782	0.08
SINGAPORE	208,169	227,432	9.25	519,630	599,032	15.28
PHILIPPINES	5,173	4,413	-14.69	35,879	29,043	-19.05
MALAYSIA	1,257,255	1,056,425	-15.97	1,696,265	1,445,363	-14.79
BRUNEI DARUSSALAM	1,293	126	-90.26	2,578	471	-81.73
VIET NAM	34,086	34,086	0	147,423	148,382	0.65
INDIA	272,280	217,960	-19.95	322,605	262,880	-18.51
PAKISTAN	2,060,000	1,820,380	-11.63	2,287,132	2,250,740	-1.59
SRI LANKA	12,670	13,200	4.18	58,361	19,886	-65.93
AFGHANISTAN	22,050	166,279	654.1	23,153	176,543	662.51
IRAQ	0	12,582	-	0	19,432	-
IRAN (ISLAMIC REPUBLIC OF)	0	44,450	-	0	51,121	-
SAUDI ARABIA	47,188	18,711	-60.35	88,938	62,167	-30.1
KUWAIT	22,600	10,400	-53.98	21,656	11,190	-48.33
YEMEN	22,600	21,820	-3.45	21,639	46,222	113.61
TURKEY	158,220	63,280	-60.01	188,056	80,484	-57.2
UNITED ARAB EMIRATES	316,180	336,374	6.39	373,175	597,157	60.02
EGYPT	186,060	354,180	90.36	213,942	443,371	107.24
KENYA	54,000	0	-100	50,220	0	-100
AUSTRALIA	672,041	463,747	-30.99	2,112,730	1,481,905	-29.86
NEW ZEALAND	144,951	133,300	-8.04	440,205	355,307	-19.29
GUAM	0	12	-	0	251	-
FIJI	0	31,840	-	0	32,796	-
EAST TIMOR	16,197	2,038	-87.42	24,194	1,823	-92.47
UNITED STATES	1,107,047	1,020,843	-7.79	1,243,681	1,049,912	-15.58
CANADA	110,360	109,120	-1.12	95,280	103,903	9.05
CHILE	64,760	108,760	67.94	74,816	147,674	97.38
PUERTO RICO	540	540	0	648	756	16.67
UNITED KINGDOM	1,893,540	2,825,184	49.2	2,074,698	3,313,486	59.71
NETHERLANDS	575,472	1,006,636	74.92	608,534	966,671	58.85
FRANCE	2	0	-100	2	0	-100
GERMANY, FED. REP. OF	909,823	438,095	-51.85	816,622	448,861	-45.03
BELGIUM	0	12,500	-	0	11,088	-
FINLAND	50	0	-100	4,150	0	-100
IRELAND	111,380	43,240	-61.18	123,518	61,574	-50.15
ITALY	9	83	822.22	46	207	350
POLAND	418,100	540,300	29.23	463,138	667,586	44.14
BELARUS	20,900	0	-100	15,048	0	-100
KAZAKHSTAN	97,320	71,520	-26.51	102,356	79,152	-22.67
KYRGYZSTAN	0	24,480	-	0	28,152	-
UKRAINE	315,600	228,710	-27.53	328,519	231,030	-29.68
UZBEKISTAN	27,454	54,060	96.91	34,952	76,768	119.64
LATVIA	27,040	0	-100	32,575	0	-100
SOUTH GEORGIA AND THE SOUTH SA	22,400	0	-100	22,153	0	-100
RUSSIA FEDERATION	1,885,300	2,583,152	37.02	2,081,571	2,775,758	33.35
-GULA PASIR	27,488	43,515	58.31	40,838	48,639	19.1
JAPAN	275	0	-100	320	0	-100
HONG KONG	3,977	2,629	-33.89	6,210	4,682	-24.61
TAIWAN	216	0	-100	132	0	-100
SINGAPORE	13,246	145	-98.91	12,217	122	-99
MALAYSIA	0	3,602	-	0	2,139	-
SAUDI ARABIA	902	0	-100	650	0	-100
UNITED ARAB EMIRATES	436	168	-61.47	2,941	400	-86.4
AUSTRALIA	2,479	8,712	251.43	4,052	16,737	313.06
UNITED STATES	4,465	4,101	-8.15	11,202	9,758	-12.89

TABEL 5. PERKEMBANGAN EKSPOR INDONESIA MENURUT KOMODITI DAN NEGARA TUJUAN

JENIS BARANG	BERAT BERSIH (KG)		PERUB	NILAI FOB (US \$)		PERUB
	JAN-MAR 2005	JAN-MAR 2006	%	JAN-MAR 2005	JAN-MAR 2006	%
	(1)	(2)	(3)	(4)	(5)	(6)
CANADA	0	24,158	-	0	14,801	-
PANAMA	149	0	-100	191	0	-100
NETHERLANDS	261	0	-100	259	0	-100
GERMANY, FED. REP. OF	1,082	0	-100	2,664	0	-100
-GULA LAINNYA	1,112,193	1,243,731	11.83	673,548	631,026	-6.31
JAPAN	15,116	14,394	-4.78	18,570	13,017	-29.9
HONG KONG	8,444	28,233	234.36	17,094	20,413	19.42
TAIWAN	7,663	0	-100	18,432	0	-100
CHINA	0	3,000	-	0	42,000	-
PAPUA NEW GUINEA	34,760	16,899	-51.38	41,278	19,762	-52.12
THAILAND	0	216,001	-	0	88,210	-
SINGAPORE	93,917	275,185	193.01	78,049	146,306	87.45
PHILIPPINES	3,698	16	-99.57	11,563	1,218	-89.47
MALAYSIA	117,000	179,000	52.99	46,950	63,234	34.68
VIET NAM	0	108,811	-	0	41,966	-
MALDIVES	11,322	25,341	123.82	3,600	9,190	155.28
INDIA	3,427	0	-100	10,790	0	-100
PAKISTAN	4,473	637	-85.76	25,618	2,547	-90.06
SRI LANKA	2,667	0	-100	9,705	0	-100
JORDAN	0	50,999	-	0	21,615	-
TURKEY	0	18,000	-	0	7,875	-
EGYPT	79,375	0	-100	30,591	0	-100
TANZANIA, UNITED REPUBLIC OF	0	18,000	-	0	6,964	-
SEYCHELLES	31	223	619.35	25	2,000	7900
SOUTH AFRICA	280,000	18,000	-93.57	129,640	6,895	-94.68
MAURITIUS	1,920	0	-100	3,200	0	-100
AUSTRALIA	235,983	83,724	-64.52	116,462	42,222	-63.75
NEW ZEALAND	68,499	25,000	-63.5	30,415	13,075	-57.01
VANUATU	0	3,927	-	0	4,714	-
EAST TIMOR	18,290	18,529	1.31	27,316	7,973	-70.81
UNITED STATES	54,200	45,571	-15.92	20,037	26,565	32.58
CANADA	0	128	-	0	280	-
PANAMA	122	0	-100	157	0	-100
SURINAME	469	0	-100	887	0	-100
CHILE	275	7,057	2466.18	275	2,525	818.18
UNITED KINGDOM	12,010	26,000	116.49	4,978	11,220	125.39
NETHERLANDS	6,030	8,556	41.89	7,487	7,710	2.98
GERMANY, FED. REP. OF	1	0	-100	1	0	-100
BELGIUM	1	0	-100	3	0	-100
NORWAY	52,500	52,500	0	20,425	21,530	5.41
-MAKANAN OLAHAN LAINNYA	81,157,534	65,743,023	-18.99	95,318,562	102,696,041	7.74
JAPAN	3,223,031	2,919,406	-9.42	2,856,351	3,663,341	28.25
HONG KONG	1,550,365	2,192,884	41.44	7,726,776	10,039,022	29.93
KOREA, REPUBLIC OF	2,271,558	1,148,166	-49.45	2,416,151	1,383,224	-42.75
TAIWAN	5,631,828	3,756,100	-33.31	6,692,324	5,732,882	-14.34
CHINA	18,455,947	396,921	-97.85	1,980,185	643,883	-67.48
MONGOLIA	0	4,973	-	0	46,502	-
PAPUA NEW GUINEA	382,029	370,496	-3.02	480,113	405,968	-15.44
THAILAND	2,868,816	3,138,985	9.42	6,030,074	5,916,261	-1.89
SINGAPORE	2,678,572	5,962,849	122.61	6,114,624	8,877,348	45.18
PHILIPPINES	8,291,659	7,807,556	-5.84	9,458,883	9,363,530	-1.01
MALAYSIA	12,967,103	11,893,754	-8.28	13,181,807	13,550,979	2.8
MYANMAR (FORM. BURMA)	24,893	55,822	124.25	59,829	188,674	215.36
CAMBODIA	1,011	2,031	100.89	33,700	84,745	151.47
BRUNEI DARUSSALAM	1,075,448	1,012,021	-5.9	2,759,782	1,414,582	-48.74
LAO PEOPLE'S DEMOCRATIC REPUBLIC	0	36,000	-	0	191,794	-
NEPAL	27,922	13,635	-51.17	28,980	15,132	-47.78
VIET NAM	918,017	1,082,119	17.88	1,984,342	2,277,205	14.76
MALDIVES	175,842	203,235	15.58	297,122	311,232	4.75

TABEL 5. PERKEMBANGAN EKSPOR INDONESIA MENURUT KOMODITI DAN NEGARA TUJUAN

JENIS BARANG	BERAT BERSIH (KG)		PERUB	NILAI FOB (US \$)		PERUB
	JAN-MAR 2005	JAN-MAR 2006	%	JAN-MAR 2005	JAN-MAR 2006	%
	(1)	(2)	(3)	(4)	(5)	(6)
INDIA	75,687	173,839	129.68	132,654	181,058	36.49
PAKISTAN	97,356	223,380	129.45	203,883	411,090	101.63
BANGLADESH	201,210	143,629	-28.62	200,890	152,543	-24.07
SRI LANKA	124,238	142,781	14.93	525,346	235,826	-55.11
AFGHANISTAN	0	24,477	-	0	25,664	-
IRAQ	17,740	12,909	-27.23	36,160	24,344	-32.68
IRAN (ISLAMIC REPUBLIC OF)	45,318	39,962	-11.82	95,024	53,667	-43.52
SAUDI ARABIA	2,096,387	2,574,525	22.81	3,506,717	4,345,482	23.92
KUWAIT	281,949	375,757	33.27	379,354	544,505	43.53
JORDAN	390,517	314,869	-19.37	464,040	452,604	-2.46
LEBANON	91,640	81,522	-11.04	143,757	156,516	8.88
YEMEN	88,196	16,454	-81.34	124,660	21,831	-82.49
OMAN	62,487	65,938	5.52	72,740	83,396	14.65
SYRIA ARAB REPUBLIC	20,982	0	-100	24,358	0	-100
TURKEY	51,845	91,512	76.51	84,598	133,165	57.41
UNITED ARAB EMIRATES	1,142,895	1,265,055	10.69	2,079,767	1,808,860	-13.03
QATAR	127,902	222,729	74.14	150,988	257,356	70.45
BAHRAIN	95,777	39,327	-58.94	98,140	39,612	-59.64
EGYPT	125,773	54,785	-56.44	144,418	66,335	-54.07
LIBYAN ARAB JAMAHIRIYA	4,428	17,245	289.45	13,326	23,676	77.67
MOROCCO	29,607	51,613	74.33	18,333	76,449	317
ALGERIA	0	4,608	-	0	14,400	-
SUDAN	5,470	207	-96.22	3,844	2,145	-44.2
ERITREA	19,440	0	-100	13,770	0	-100
NAMIBIA	11,412	0	-100	8,714	0	-100
TANZANIA, UNITED REPUBLIC OF	7,570	16,992	124.46	13,947	8,520	-38.91
MADAGASCAR	12,319	10,062	-18.32	10,052	6,877	-31.59
KENYA	31,212	12,042	-61.42	36,498	13,457	-63.13
MOZAMBIQUE	16,750	17,865	6.66	46,344	29,143	-37.12
TOGO	8,309	0	-100	9,288	0	-100
GHANA	29,991	55,476	84.98	19,609	106,318	442.19
GUINEA	11,520	8,651	-24.9	3,750	13,075	248.67
ANGOLA	64,500	22,869	-64.54	45,150	41,482	-8.12
CONGO	56,592	19,440	-65.65	56,850	23,288	-59.04
CAMEROON	14,486	30,465	110.31	72,818	26,536	-63.56
NIGERIA	1,370,835	1,953,563	42.51	3,220,582	4,805,047	49.2
MAURITANIA	64,454	56,374	-12.54	78,253	76,977	-1.63
BENIN	17,987	32,995	83.44	19,626	68,707	250.08
BURKINA FASO	2,460	2,460	0	35,260	42,025	19.19
GAMBIA	1,393	0	-100	4,742	0	-100
SEYCHELLES	1,200	4,020	235	1,560	36,000	2207.69
SOUTH AFRICA	487,662	348,016	-28.64	551,538	373,361	-32.31
ZAMBIA	9,121	0	-100	16,854	0	-100
MAURITIUS	164,242	101,838	-38	179,664	109,269	-39.18
AUSTRALIA	1,645,955	1,692,610	2.83	2,459,717	2,493,504	1.37
NEW ZEALAND	456,416	414,114	-9.27	576,225	611,694	6.16
MICRONESIA, FEDERATED STATES OF	7,367	42,000	470.11	17,371	43,046	147.8
GUAM	55	780	1318.18	385	7,267	1787.53
PALAU	2,914	0	-100	4,624	0	-100
NEW CALEDONIA	19,137	26,119	36.48	43,191	59,359	37.43
NORTHERN MARIANA ISLANDS	0	22,024	-	0	63,115	-
VANUATU	29,964	18,491	-38.29	55,698	24,576	-55.88
COOK ISLANDS	14,431	8,592	-40.46	13,565	10,685	-21.23
FIJI	180,415	118,299	-34.43	217,606	155,047	-28.75
MARSHALL ISLANDS	0	10,602	-	0	19,018	-
SAMOA	75,296	24,508	-67.45	37,478	38,630	3.07
SOLOMON ISLANDS	30,565	37,191	21.68	23,213	125,443	440.4
TONGA	137,134	102,166	-25.5	119,369	91,343	-23.48
EAST TIMOR	478,590	225,607	-52.86	425,053	212,517	-50

TABEL 5. PERKEMBANGAN EKSPOR INDONESIA MENURUT KOMODITI DAN NEGARA TUJUAN

JENIS BARANG	BERAT BERSIH (KG)		PERUB	NILAI FOB (US \$)		PERUB
	JAN-MAR 2005	JAN-MAR 2006	%	JAN-MAR 2005	JAN-MAR 2006	%
	(1)	(2)	(3)	(4)	(5)	(6)
UNITED STATES	3,478,121	4,200,038	20.76	6,584,503	9,208,419	39.85
CANADA	430,661	511,930	18.87	1,513,979	1,740,544	14.96
MEXICO	85,421	92,481	8.26	99,319	185,185	86.45
GUATEMALA	7,621	0	-100	21,151	0	-100
PANAMA	5,199	0	-100	6,642	0	-100
SURINAME	35,589	22,243	-37.5	45,348	24,311	-46.39
CHILE	25,654	0	-100	75,292	0	-100
BRAZIL	12,500	0	-100	5,313	0	-100
COLOMBIA	26	7,640	29284.6	75	24,695	32826.7
TRINIDAD AND TOBAGO	0	2,903	-	0	11,378	-
JAMAICA	0	18,700	-	0	11,918	-
PUERTO RICO	57,341	189,269	230.08	134,307	176,972	31.77
EL SALVADOR	0	6,827	-	0	17,369	-
FRENCH POLYNESIA	17,845	5,626	-68.47	28,689	11,662	-59.35
UNITED KINGDOM	780,878	259,464	-66.77	888,691	506,963	-42.95
NETHERLANDS	3,129,097	4,955,478	58.37	3,569,050	4,412,755	23.64
FRANCE	54,859	147,968	169.72	79,185	212,511	168.37
GERMANY, FED. REP. OF	221,718	298,764	34.75	1,047,561	567,186	-45.86
AUSTRIA	170	0	-100	763	0	-100
BELGIUM	29,162	78,266	168.38	117,337	268,988	129.24
SWITZERLAND	2,076	5,802	179.48	2,183	11,900	445.12
DENMARK	17,501	18,179	3.87	10,060	11,658	15.88
NORWAY	11,553	123,100	965.52	23,918	137,790	476.09
SWEDEN	25,361	0	-100	54,900	0	-100
FINLAND	215,680	186,626	-13.47	188,136	166,884	-11.3
ITALY	99,136	93,240	-5.95	249,146	434,230	74.29
SPAIN	562,942	362,675	-35.58	681,159	557,494	-18.16
PORTUGAL	56,449	40,000	-29.14	37,408	28,292	-24.37
GREECE	12,495	22,012	76.17	78,332	50,386	-35.68
CZECHOSLOVAKIA	59,888	35,424	-40.85	58,386	42,312	-27.53
HUNGARY	638	0	-100	422	0	-100
POLAND	37,403	10,318	-72.41	53,871	35,925	-33.31
ROMANIA	34,890	76,391	118.95	36,878	107,872	192.51
BULGARIA	41,971	12,964	-69.11	68,486	41,520	-39.37
UKRAINE	16,500	30,502	84.86	6,747	28,035	315.52
LITHUANIA	66	5,148	7700	1,140	8,905	681.14
LATVIA	94,080	40,890	-56.54	137,078	95,204	-30.55
ESTONIA	0	123,291	-	0	181,647	-
MALTA	64,392	61,294	-4.81	84,691	81,590	-3.66
SLOVENIA	3,000	0	-100	13,800	0	-100
CZECH REPUBLIC	60,749	0	-100	51,035	0	-100
RUSSIA FEDERATION	165,763	327,263	97.43	221,177	341,387	54.35
SEMEN	961,202,096	1,451,029,440	50.96	25,410,885	43,669,873	71.85
JAPAN	21,190	2,427,579	11356.3	7,267	115,769	1493.08
KOREA, REPUBLIC OF	0	200,000	-	0	21,168	-
TAIWAN	3,872,000	6,197,717	60.07	263,566	442,036	67.71
CHINA	75	1,209	1512	51	599	1074.51
THAILAND	0	1,031	-	0	120	-
SINGAPORE	170,286,597	40,522,122	-76.2	3,763,718	1,136,560	-69.8
PHILIPPINES	0	22,000	-	0	1,902	-
MALAYSIA	43	151,704,253	3.5E+08	4	4,263,278	1.1E+08
MYANMAR (FORM. BURMA)	0	83,588	-	0	9,007	-
VIET NAM	17,228,887	105,000	-99.39	612,348	8,682	-98.58
MALDIVES	0	7,000,000	-	0	255,380	-
BANGLADESH	205,849,475	186,226,936	-9.53	4,189,501	4,150,614	-0.93
SRI LANKA	50,015,650	251,306,095	402.45	1,141,225	8,502,434	645.03
KUWAIT	0	52,289,021	-	0	1,845,802	-
UNITED ARAB EMIRATES	1	104,191,993	1E+10	15	3,000,647	2E+07
SUDAN	15,500,000	0	-100	468,720	0	-100

TABEL 5. PERKEMBANGAN EKSPOR INDONESIA MENURUT KOMODITI DAN NEGARA TUJUAN

JENIS BARANG	BERAT BERSIH (KG)		PERUB	NILAI FOB (US \$)		PERUB
	JAN-MAR 2005	JAN-MAR 2006	%	JAN-MAR 2005	JAN-MAR 2006	%
	(1)	(2)	(3)	(4)	(5)	(6)
MADAGASCAR	0	34,260,290	-	0	1,199,110	-
MOZAMBIQUE	0	80,075,341	-	0	2,307,771	-
GHANA	74,500,000	197,241,522	164.75	1,760,035	5,644,731	220.72
LIBERIA	0	28,000,000	-	0	793,800	-
GUINEA	0	50,000	-	0	2,600	-
SIERRA LEONE	15,000,000	0	-100	354,450	0	-100
GABON	0	20,000,000	-	0	573,000	-
BENIN	30,000,000	61,000,000	103.33	708,900	1,739,400	145.37
SEYCHELLES	0	5,000,000	-	0	174,850	-
MAURITIUS	50,000,000	67,432,813	34.87	1,484,100	2,342,627	57.85
AUSTRALIA	53,533,321	51,837,342	-3.17	1,197,763	1,522,629	27.12
NEW ZEALAND	26,299,133	40,000	-99.85	1,075,521	3,288	-99.69
AMERICAN SAMOA	1,640,000	3,200,000	95.12	64,305	122,670	90.76
COOK ISLANDS	0	2,804	-	0	998	-
FIJI	144	0	-100	16	0	-100
SAMOA	3,900,000	2,000,000	-48.72	143,754	76,740	-46.62
TONGA	1,800,277	660,000	-63.34	66,495	24,948	-62.48
CHRISTMAS ISLANDS	501,000	1,503,000	200	17,755	63,923	260.03
EAST TIMOR	1,736,859	2,049,715	18.01	96,296	85,864	-10.83
UNITED STATES	225,086,944	56,296,069	-74.99	7,440,277	2,107,065	-71.68
BRAZIL	0	27,300,000	-	0	709,800	-
BAHAMAS	2,900,000	0	-100	106,894	0	-100
FRENCH POLYNESIA	11,530,500	8,202,000	-28.87	447,909	313,636	-29.98
PORTUGAL	0	2,600,000	-	0	106,425	-
-DARI ROTAN	3,001,823	2,214,268	-26.24	6,826,897	5,651,858	-17.21
JAPAN	219,578	200,548	-8.67	947,071	969,307	2.35
HONG KONG	6,277	0	-100	14,664	0	-100
KOREA, REPUBLIC OF	172,038	98,053	-43.01	311,630	302,222	-3.02
TAIWAN	32,345	19,856	-38.61	67,690	53,086	-21.57
CHINA	17,180	174	-98.99	32,409	176	-99.46
THAILAND	0	38	-	0	446	-
SINGAPORE	9,174	5,277	-42.48	19,850	8,325	-58.06
PHILIPPINES	273	0	-100	1,531	0	-100
MALAYSIA	4,979	11,436	129.68	12,628	11,741	-7.02
CAMBODIA	0	32	-	0	1,278	-
BRUNEI DARUSSALAM	31	0	-100	175	0	-100
MALDIVES	244	579	137.3	893	3,234	262.15
INDIA	3,235	498	-84.61	3,831	468	-87.78
SRI LANKA	346	2,900	738.15	380	4,950	1202.63
SAUDI ARABIA	3,806	696	-81.71	8,072	1,897	-76.5
KUWAIT	189	0	-100	191	0	-100
JORDAN	1,414	0	-100	2,628	0	-100
LEBANON	6,262	3,371	-46.17	11,636	7,272	-37.5
YEMEN	2,101	0	-100	5,220	0	-100
OMAN	5,625	0	-100	28,987	0	-100
TURKEY	8,794	10,713	21.82	16,723	40,739	143.61
UNITED ARAB EMIRATES	6,640	0	-100	13,684	0	-100
EGYPT	2,632	14,399	447.07	6,318	13,946	120.73
TUNISIA	0	11,751	-	0	30,303	-
ALGERIA	0	8	-	0	60	-
ETHIOPIA	114	0	-100	100	0	-100
REUNION	459	260	-43.36	473	392	-17.12
MOZAMBIQUE	0	71	-	0	95	-
COTE D'IVOIRE	789	0	-100	421	0	-100
SENEGAL	142	0	-100	121	0	-100
SEYCHELLES	0	1,398	-	0	6,347	-
SOUTH AFRICA	1,705	541	-68.27	3,738	1,150	-69.23
MAURITIUS	5	0	-100	16	0	-100
AUSTRALIA	108,708	81,397	-25.12	190,999	157,528	-17.52

TABEL 5. PERKEMBANGAN EKSPOR INDONESIA MENURUT KOMODITI DAN NEGARA TUJUAN

JENIS BARANG	BERAT BERSIH (KG)		PERUB	NILAI FOB (US \$)		PERUB
	JAN-MAR 2005	JAN-MAR 2006	%	JAN-MAR 2005	JAN-MAR 2006	%
	(1)	(2)	(3)	(4)	(5)	(6)
NEW ZEALAND	4,858	13,833	184.75	13,590	24,352	79.19
GUAM	0	76	-	0	832	-
PALAU	0	13	-	0	1,800	-
NEW CALEDONIA	127	0	-100	246	0	-100
VANUATU	0	1,234	-	0	384	-
FIJI	0	365	-	0	649	-
SOLOMON ISLANDS	0	1,312	-	0	2,978	-
UNITED STATES	351,182	381,843	8.73	1,249,568	1,071,101	-14.28
CANADA	61,163	3,514	-94.25	128,153	9,808	-92.35
MEXICO	639	3,592	462.13	1,410	8,802	524.26
CHILE	0	201	-	0	567	-
VENEZUELA	0	14	-	0	17	-
ARGENTINA	0	925	-	0	575	-
BRAZIL	2,268	429	-81.08	2,975	1,286	-56.77
COLOMBIA	108	724	570.37	73	2,590	3447.95
PERU	0	4	-	0	108	-
TRINIDAD AND TOBAGO	0	2	-	0	69	-
PUERTO RICO	1,694	3	-99.82	1,734	40	-97.69
DOMINICAN REPUBLIC	1,616	0	-100	1,627	0	-100
COSTA RICA	236	879	272.46	275	566	105.82
BARBADOS	56	291	419.64	27	189	600
ANTIGUA AND BARBUDA	0	286	-	0	128	-
FRENCH GUIANA	0	96	-	0	52	-
FRENCH POLYNESIA	758	4,935	551.06	1,061	9,020	750.14
MARTINIQUE	61	0	-100	79	0	-100
NETHERLANDS ANTILLES	0	22	-	0	47	-
GUADELOUPE	14	20	42.86	16	10	-37.5
UNITED KINGDOM	327,210	181,899	-44.41	788,918	403,457	-48.86
NETHERLANDS	219,610	337,459	53.66	417,390	650,101	55.75
FRANCE	247,461	59,214	-76.07	334,937	150,657	-55.02
GERMANY, FED. REP. OF	428,171	425,515	-0.62	893,058	863,939	-3.26
AUSTRIA	62,668	5,371	-91.43	71,115	21,988	-69.08
BELGIUM	90,917	97,412	7.14	186,022	258,704	39.07
SWITZERLAND	104,987	791	-99.25	135,020	700	-99.48
DENMARK	42,704	16,827	-60.6	69,124	37,414	-45.87
NORWAY	385	0	-100	1,623	0	-100
SWEDEN	46,757	113,785	143.35	102,619	261,598	154.92
FINLAND	11,764	16,294	38.51	61,027	51,540	-15.55
IRELAND	12,320	0	-100	48,158	0	-100
ITALY	143,655	44,848	-68.78	224,587	101,048	-55.01
SPAIN	155,990	11,920	-92.36	259,214	45,419	-82.48
PORTUGAL	16,066	1,724	-89.27	15,009	6,414	-57.27
ICELAND	2,811	0	-100	7,144	0	-100
GREECE	28,613	8,499	-70.3	71,731	14,414	-79.91
HUNGARY	1,877	7	-99.63	4,023	8	-99.8
POLAND	6,127	485	-92.08	6,904	1,651	-76.09
YUGOSLAVIA	922	615	-33.3	1,250	1,368	9.44
KAZAKHSTAN	371	420	13.21	1,278	1,482	15.96
UKRAINE	0	323	-	0	2,065	-
LATVIA	0	122	-	0	564	-
CROATIA	254	1,667	556.3	919	5,441	492.06
SLOVENIA	0	214	-	0	714	-
CZECH REPUBLIC	240	0	-100	961	0	-100
RUSSIA FEDERATION	10,078	10,248	1.69	21,953	20,240	-7.8
-DARI BAHAN LAINNYA	3,763,534	5,346,850	42.07	10,224,797	12,826,198	25.44
JAPAN	762,450	559,316	-26.64	3,296,738	2,204,219	-33.14
HONG KONG	9,728	7,852	-19.28	27,267	28,686	5.2
KOREA, REPUBLIC OF	77,607	58,887	-24.12	133,828	181,761	35.82
TAIWAN	402,710	465,149	15.5	103,601	149,863	44.65

TABEL 5. PERKEMBANGAN EKSPOR INDONESIA MENURUT KOMODITI DAN NEGARA TUJUAN

JENIS BARANG	BERAT BERSIH (KG)		PERUB	NILAI FOB (US \$)		PERUB
	JAN-MAR 2005	JAN-MAR 2006	%	JAN-MAR 2005	JAN-MAR 2006	%
	(1)	(2)	(3)	(4)	(5)	(6)
CHINA	37,838	560,826	1382.18	50,907	141,703	178.36
THAILAND	1,544	4,049	162.24	3,620	10,027	176.99
SINGAPORE	31,503	18,542	-41.14	48,243	18,351	-61.96
PHILIPPINES	2,208	108	-95.11	1,898	85	-95.52
MALAYSIA	19,005	48,192	153.58	31,562	301,386	854.9
BRUNEI DARUSSALAM	693	110	-84.13	446	589	32.06
VIET NAM	0	150	-	0	440	-
MALDIVES	4,504	10,618	135.75	12,795	44,447	247.38
INDIA	4,301	1,636	-61.96	16,347	4,870	-70.21
PAKISTAN	14	0	-100	373	0	-100
BANGLADESH	0	1,845	-	0	8,703	-
SRI LANKA	1,569	3,858	145.89	615	9,874	1505.53
IRAN (ISLAMIC REPUBLIC OF)	1,690	1,309	-22.54	2,910	2,077	-28.63
SAUDI ARABIA	11,733	4,545	-61.26	13,108	25,126	91.68
KUWAIT	1,561	0	-100	2,570	0	-100
JORDAN	0	2,196	-	0	6,083	-
LEBANON	160	20,110	12468.8	121	5,310	4288.43
YEMEN	0	122	-	0	184	-
OMAN	92	15	-83.7	50	792	1484
TURKEY	13,088	75,574	477.43	18,867	181,706	863.09
UNITED ARAB EMIRATES	5,270	4,277	-18.84	16,453	28,264	71.79
BAHRAIN	410	30,000	7217.07	4,571	2,094	-54.19
CYPRUS	2,066	2,158	4.45	6,272	3,078	-50.92
EGYPT	490	3,956	707.35	1,617	5,146	218.24
MOROCCO	70	773	1004.29	735	3,350	355.78
TUNISIA	0	234	-	0	2,512	-
ALGERIA	0	89	-	0	600	-
TANZANIA, UNITED REPUBLIC OF	0	186	-	0	713	-
MADAGASCAR	1,159	1,141	-1.55	3,062	639	-79.13
KENYA	0	532	-	0	597	-
REUNION	14,360	13,838	-3.64	27,384	27,655	0.99
MOZAMBIQUE	7,955	0	-100	6,312	0	-100
CONGO	0	1	-	0	52	-
GABON	10	0	-100	10	0	-100
COTE D'IVOIRE	2,102	0	-100	1,989	0	-100
SENEGAL	0	608	-	0	1,651	-
U.S. VIRGIN ISLANDS	1,592	0	-100	1,694	0	-100
SEYCHELLES	235	68,832	29190.2	1,317	41,569	3056.34
UGANDA	0	1	-	0	16	-
SOUTH AFRICA	16,770	33,228	98.14	24,037	45,639	89.87
MAURITIUS	9,267	718	-92.25	89,573	1,075	-98.8
VIRGIN ISLANDS (BRITISH)	927	0	-100	1,401	0	-100
AUSTRALIA	228,270	283,526	24.21	316,049	260,172	-17.68
NEW ZEALAND	21,477	24,545	14.29	52,605	77,326	46.99
MICRONESIA, FEDERATED STATES OF	1,058	0	-100	547	0	-100
GUAM	475	2,722	473.05	1,752	10,357	491.15
PALAU	1,198	4	-99.67	1,353	30	-97.78
NEW CALEDONIA	16,097	8,944	-44.44	30,971	16,331	-47.27
NORTHERN MARIANA ISLANDS	317	639	101.58	1,572	1,546	-1.65
SAINT VINCENT AND THE GRENADINES	397	0	-100	168	0	-100
VANUATU	499	1,255	151.5	820	1,028	25.37
WALLIS AND FUTUNA ISLANDS	0	951	-	0	1,211	-
COOK ISLANDS	7	28,123	401657	54	5,410	9918.52
FIJI	3,199	3,807	19.01	10,978	9,467	-13.76
MARSHALL ISLANDS	0	16	-	0	41	-
SAMOA	133	0	-100	64	0	-100
TONGA	2,355	0	-100	1,835	0	-100
EAST TIMOR	29	287	889.66	54	178	229.63
UNITED STATES	601,301	1,199,971	99.56	2,327,452	4,699,559	101.92

TABEL 5. PERKEMBANGAN EKSPOR INDONESIA MENURUT KOMODITI DAN NEGARA TUJUAN

JENIS BARANG	BERAT BERSIH (KG)		PERUB	NILAI FOB (US \$)		PERUB
	JAN-MAR 2005	JAN-MAR 2006	%	JAN-MAR 2005	JAN-MAR 2006	%
	(1)	(2)	(3)	(4)	(5)	(6)
CANADA	71,005	86,711	22.12	187,227	339,029	81.08
MEXICO	11,065	4,400	-60.23	48,434	14,227	-70.63
GUATEMALA	267	0	-100	371	0	-100
PANAMA	9,956	0	-100	26,141	0	-100
SURINAME	0	623	-	0	2,942	-
CHILE	3,847	876	-77.23	13,341	7,615	-42.92
VENEZUELA	2,624	236	-91.01	2,302	275	-88.05
ARGENTINA	8,603	23,828	176.97	10,372	62,043	498.18
BRAZIL	22,847	10,460	-54.22	24,929	21,914	-12.09
COLOMBIA	5,226	4,880	-6.62	5,222	6,395	22.46
URUGUAY	40	0	-100	71	0	-100
PERU	102	0	-100	679	0	-100
BAHAMAS	0	608	-	0	422	-
JAMAICA	921	2,637	186.32	1,962	4,976	153.62
PUERTO RICO	877	601	-31.47	1,332	1,225	-8.03
BELIZE	0	450	-	0	2,142	-
DOMINICAN REPUBLIC	20,068	14,424	-28.12	27,799	16,012	-42.4
EL SALVADOR	0	16	-	0	61	-
COSTA RICA	5,462	701	-87.17	14,985	458	-96.94
BARBADOS	0	534	-	0	880	-
ANTIGUA AND BARBUDA	1,253	2,329	85.87	1,256	1,040	-17.2
BERMUDA	21	116	452.38	168	813	383.93
FRENCH GUIANA	0	411	-	0	222	-
FRENCH POLYNESIA	9,053	13,866	53.16	15,311	36,160	136.17
MARTINIQUE	5,428	6,225	14.68	9,276	12,606	35.9
NETHERLANDS ANTILLES	143	301	110.49	2,505	3,884	55.05
TURKS AND CAICOS ISLANDS	201	1,137	465.67	226	336	48.67
GAUDELLOUPE	1,343	2,554	90.17	2,752	6,632	140.99
SAINT KITTS AND NEVIS	0	7	-	0	13	-
UNITED KINGDOM	130,681	147,334	12.74	430,208	593,233	37.89
NETHERLANDS	133,076	291,484	119.04	291,606	363,227	24.56
FRANCE	216,302	254,060	17.46	486,017	687,185	41.39
GERMANY, FED. REP. OF	153,529	117,814	-23.26	334,899	286,115	-14.57
AUSTRIA	7,459	6,204	-16.83	16,491	28,808	74.69
BELGIUM	49,702	87,105	75.25	137,032	198,594	44.93
SWITZERLAND	4,389	9,514	116.77	25,563	21,083	-17.53
DENMARK	15,228	10,291	-32.42	58,812	39,431	-32.95
NORWAY	945	492	-47.94	1,463	1,126	-23.03
SWEDEN	8,371	11,679	39.52	8,085	39,992	394.64
FINLAND	8,402	6,521	-22.39	20,206	17,972	-11.06
IRELAND	12,989	4,775	-63.24	55,090	17,605	-68.04
ITALY	201,127	327,562	62.86	470,001	738,069	57.04
SPAIN	201,779	200,687	-0.54	538,591	423,620	-21.35
PORTUGAL	7,890	7,861	-0.37	24,515	35,159	43.42
GREECE	46,281	55,500	19.92	108,814	90,611	-16.73
HUNGARY	15,514	4,296	-72.31	30,379	5,425	-82.14
POLAND	11,906	16,009	34.46	12,643	26,077	106.26
ROMANIA	2,079	0	-100	2,366	0	-100
BULGARIA	3,166	7,091	123.97	10,887	13,245	21.66
YUGOSLAVIA	3,249	2,771	-14.71	5,057	6,336	25.29
UKRAINE	0	10,295	-	0	22,050	-
UZBEKISTAN	1	0	-100	3	0	-100
ESTONIA	376	0	-100	740	0	-100
GEORGIA	0	24	-	0	119	-
CROATIA	2,102	3,209	52.66	23,537	10,297	-56.25
MALTA	3,367	3,211	-4.63	8,375	19,367	131.25
SLOVENIA	273	2,375	769.96	410	6,903	1583.66
CZECH REPUBLIC	10,203	15,338	50.33	6,430	8,458	31.54
RUSSIA FEDERATION	9,303	4,046	-56.51	21,349	10,181	-52.31

TABEL 5. PERKEMBANGAN EKSPOR INDONESIA MENURUT KOMODITI DAN NEGARA TUJUAN

JENIS BARANG	BERAT BERSIH (KG)		PERUB	NILAI FOB (US \$)		PERUB
	JAN-MAR 2005	JAN-MAR 2006	%	JAN-MAR 2005	JAN-MAR 2006	%
	(1)	(2)	(3)	(4)	(5)	(6)
-DARI ROTAN	35,415,252	33,310,056	-5.94	96,081,334	91,321,647	-4.95
JAPAN	5,365,177	3,952,380	-26.33	14,230,626	11,254,853	-20.91
HONG KONG	218,165	22,666	-89.61	174,193	47,870	-72.52
KOREA, REPUBLIC OF	260,880	244,842	-6.15	395,804	385,237	-2.67
TAIWAN	357,835	328,419	-8.22	507,013	618,385	21.97
CHINA	102,398	391,360	282.19	394,387	240,712	-38.97
MONGOLIA	1,800	0	-100	6,180	0	-100
PAPUA NEW GUINEA	2,990	25	-99.16	10,207	74	-99.28
THAILAND	11,822	5,082	-57.01	62,251	27,029	-56.58
SINGAPORE	138,055	251,154	81.92	752,886	1,327,952	76.38
PHILIPPINES	3,382	3,735	10.44	11,152	15,507	39.05
MALAYSIA	538,541	557,388	3.5	1,105,443	1,200,965	8.64
BRUNEI DARUSSALAM	5,022	4,332	-13.74	2,073	13,004	527.3
VIET NAM	340	1,196	251.76	2,867	860	-70
MALDIVES	4,970	48,769	881.27	13,275	38,635	191.04
INDIA	44,757	27,018	-39.63	79,666	64,687	-18.8
PAKISTAN	0	10,341	-	0	16,050	-
SRI LANKA	15,753	0	-100	40,686	0	-100
IRAN (ISLAMIC REPUBLIC OF)	2,647	113,302	4180.39	5,086	289,858	5599.13
SAUDI ARABIA	116,699	65,225	-44.11	385,881	123,830	-67.91
KUWAIT	174,134	145,469	-16.46	450,009	171,914	-61.8
JORDAN	11,839	26,479	123.66	21,742	47,810	119.9
LEBANON	65,932	79,926	21.22	173,957	193,719	11.36
YEMEN	877	0	-100	2,180	0	-100
OMAN	47,967	5,502	-88.53	93,608	13,024	-86.09
TURKEY	298,314	378,948	27.03	942,713	1,111,909	17.95
UNITED ARAB EMIRATES	262,829	80,937	-69.21	576,417	253,745	-55.98
QATAR	20,771	7,234	-65.17	76,187	20,099	-73.62
BAHRAIN	44,029	9,574	-78.26	87,403	13,201	-84.9
CYPRUS	64,595	140,811	117.99	219,567	473,114	115.48
EGYPT	114,776	126,112	9.88	207,307	231,568	11.7
MOROCCO	26,543	46,345	74.6	64,306	104,297	62.19
TUNISIA	10,855	38,001	250.08	34,021	134,984	296.77
SUDAN	69,326	9,910	-85.71	76,815	9,580	-87.53
TANZANIA, UNITED REPUBLIC OF	23,497	7,138	-69.62	20,771	5,908	-71.56
KENYA	498	19,992	3914.46	1,888	16,168	756.36
REUNION	61,609	20,438	-66.83	159,602	46,451	-70.9
MOZAMBIQUE	0	2,726	-	0	3,609	-
EQUATORIAL GUINEA	0	2,124	-	0	1,665	-
GHANA	0	28	-	0	143	-
CAMEROON	0	4,422	-	0	10,265	-
GABON	71	7,000	9759.15	65	15,303	23443.1
COTE D'IVOIRE	623	0	-100	4,874	0	-100
SENEGAL	10,400	6	-99.94	9,391	17	-99.82
SEYCHELLES	1,722	0	-100	10,820	0	-100
DJIBOUTI	3,526	0	-100	3,444	0	-100
SOUTH AFRICA	289,209	259,862	-10.15	737,659	572,798	-22.35
MAURITIUS	5,628	2,625	-53.36	11,737	2,521	-78.52
AUSTRALIA	1,030,970	793,388	-23.04	2,803,625	1,558,728	-44.4
NEW ZEALAND	73,021	36,341	-50.23	212,990	122,435	-42.52
GUAM	0	3,336	-	0	30,298	-
NEW CALEDONIA	11,212	541	-95.17	9,945	1,383	-86.09
NORTHERN MARIANA ISLANDS	8,165	0	-100	71,917	0	-100
VANUATU	0	1,771	-	0	11,912	-
BRITISH INDIAN OCEAN TERRITORY	0	3,434	-	0	5,352	-
COOK ISLANDS	4,437	0	-100	4,795	0	-100
FIJI	7,112	28,809	305.08	16,470	90,079	446.93
SAMOA	6,284	0	-100	37,621	0	-100
EAST TIMOR	2,933	0	-100	1,843	0	-100

TABEL 5. PERKEMBANGAN EKSPOR INDONESIA MENURUT KOMODITI DAN NEGARA TUJUAN

JENIS BARANG	BERAT BERSIH (KG)		PERUB	NILAI FOB (US \$)		PERUB
	JAN-MAR 2005	JAN-MAR 2006	%	JAN-MAR 2005	JAN-MAR 2006	%
	(1)	(2)	(3)	(4)	(5)	(6)
UNITED STATES	5,192,568	3,774,077	-27.32	15,226,408	11,549,335	-24.15
CANADA	332,694	248,995	-25.16	918,045	941,952	2.6
MEXICO	135,994	122,625	-9.83	235,793	272,925	15.75
GUATEMALA	0	7,314	-	0	24,946	-
HONDURAS	0	6,294	-	0	29,650	-
NICARAGUA	2,281	4,850	112.63	8,964	12,916	44.09
PANAMA	17,706	46,508	162.67	35,144	65,951	87.66
CUBA	10,996	16,864	53.36	15,205	26,640	75.21
SURINAME	0	2,800	-	0	1	-
CHILE	5,612	7,036	25.37	22,181	32,238	45.34
VENEZUELA	17,362	15,658	-9.81	37,487	48,577	29.58
ARGENTINA	21,859	26,852	22.84	53,086	67,433	27.03
BRAZIL	13,970	61,494	340.19	29,785	155,864	423.3
COLOMBIA	10,380	9,996	-3.7	8,071	27,670	242.83
BOLIVIA	0	4,368	-	0	19,012	-
PARAGUAY	1,826	0	-100	2,600	0	-100
PERU	2,903	857	-70.48	5,789	3,104	-46.38
TRINIDAD AND TOBAGO	6,803	0	-100	19,320	0	-100
BAHAMAS	0	11,771	-	0	22,128	-
JAMAICA	0	3,000	-	0	2,430	-
PUERTO RICO	87,697	48,889	-44.25	159,018	99,345	-37.53
BELIZE	0	2,498	-	0	8,260	-
DOMINICAN REPUBLIC	74,736	49,305	-34.03	132,635	115,222	-13.13
EL SALVADOR	0	11,778	-	0	33,223	-
COSTA RICA	9,362	8,246	-11.92	5,162	24,280	370.36
HAITI	2,330	0	-100	9,605	0	-100
BARBADOS	3,721	15,693	321.74	1,790	36,763	1953.8
DOMINICA	39,380	0	-100	120,255	0	-100
FRENCH GUIANA	13,872	7,659	-44.79	42,866	16,115	-62.41
FRENCH POLYNESIA	13,290	24,814	86.71	32,683	47,884	46.51
MARTINIQUE	63,757	36,508	-42.74	144,689	61,519	-57.48
NETHERLANDS ANTILLES	14,591	21,732	48.94	33,856	27,914	-17.55
NORFOLK ISLANDS	3,840	0	-100	6,930	0	-100
SAINT LUCIA	3,498	0	-100	10,515	0	-100
TURKS AND CAICOS ISLANDS	948	0	-100	2,391	0	-100
GUADELOUPE	98,555	102,730	4.24	212,155	165,552	-21.97
UNITED KINGDOM	1,893,369	2,258,107	19.26	5,342,693	9,085,816	70.06
NETHERLANDS	2,399,273	2,179,854	-9.15	7,207,079	6,247,163	-13.32
FRANCE	958,539	1,321,412	37.86	2,786,004	2,951,415	5.94
GERMANY, FED. REP. OF	4,384,560	4,548,472	3.74	12,102,697	12,293,321	1.58
AUSTRIA	127,484	123,913	-2.8	626,949	265,670	-57.62
BELGIUM	1,184,722	1,073,468	-9.39	3,658,065	3,584,646	-2.01
SWITZERLAND	56,752	139,291	145.44	252,880	286,403	13.26
DENMARK	505,989	318,376	-37.08	1,273,433	789,282	-38.02
NORWAY	228,311	140,073	-38.65	635,380	426,865	-32.82
SWEDEN	337,784	417,366	23.56	1,275,241	1,155,062	-9.42
FINLAND	555,393	441,411	-20.52	1,458,281	978,753	-32.88
IRELAND	168,834	65,637	-61.12	274,605	124,230	-54.76
ITALY	2,828,879	2,746,874	-2.9	7,069,652	6,803,371	-3.77
SPAIN	1,690,949	2,061,126	21.89	4,290,227	5,202,616	21.27
PORTUGAL	152,127	205,767	35.26	364,887	418,059	14.57
ICELAND	10,789	4,462	-58.64	12,062	10,794	-10.51
GREECE	889,726	977,737	9.89	2,421,037	2,388,772	-1.33
CZECHOSLOVAKIA	43,640	0	-100	38,500	0	-100
HUNGARY	79,598	87,784	10.28	183,581	242,390	32.03
POLAND	211,675	297,358	40.48	643,701	812,047	26.15
ROMANIA	67,202	80,703	20.09	115,857	165,142	42.54
BULGARIA	56,778	18,384	-67.62	67,705	38,804	-42.69
YUGOSLAVIA	14,649	17,966	22.64	25,742	12,999	-49.5

TABEL 5. PERKEMBANGAN EKSPOR INDONESIA MENURUT KOMODITI DAN NEGARA TUJUAN

JENIS BARANG	BERAT BERSIH (KG)		PERUB	NILAI FOB (US \$)		PERUB
	JAN-MAR 2005	JAN-MAR 2006	%	JAN-MAR 2005	JAN-MAR 2006	%
	(1)	(2)	(3)	(4)	(5)	(6)
AZERBAIJAN	0	3,300	-	0	10,876	-
BELARUS	3,112	3,152	1.29	8,255	6,741	-18.34
KAZAKHSTAN	2,627	7,675	192.16	9,055	27,012	198.31
KYRGYZSTAN	0	3,879	-	0	2,946	-
MOLDOVA, REPUBLIC OF	0	4,139	-	0	7,396	-
UKRAINE	29,017	98,859	240.69	95,500	286,975	200.5
LITHUANIA	3,300	15,066	356.55	6,462	48,730	654.1
LATVIA	15,744	29,187	85.38	41,944	102,863	145.24
ESTONIA	4,739	18,265	285.42	17,863	41,012	129.59
CROATIA	83,801	67,794	-19.1	136,052	170,015	24.96
BOSNIA AND HERZEGOVINA	0	3,340	-	0	12,228	-
MALTA	5,181	0	-100	19,469	0	-100
SLOVAKIA	15,499	15,799	1.94	30,007	102,396	241.24
SLOVENIA	58,605	116,656	99.05	161,478	250,492	55.12
CZECH REPUBLIC	64,743	146,485	126.26	98,399	269,258	173.64
RUSSIA FEDERATION	134,394	233,245	73.55	472,799	820,731	73.59
-DARI BAHAN LAINNYA	207,775,515	199,026,666	-4.21	435,799,435	416,736,075	-4.37
JAPAN	21,676,884	22,107,592	1.99	35,575,475	36,468,100	2.51
HONG KONG	497,925	400,403	-19.59	793,838	553,849	-30.23
KOREA, DEMOCRATIC PEOPLE'S REPUBLIC	0	7,284	-	0	10,432	-
KOREA, REPUBLIC OF	2,878,834	2,936,643	2.01	4,086,119	5,100,842	24.83
TAIWAN	2,286,695	2,135,641	-6.61	3,134,024	3,308,876	5.58
CHINA	2,529,045	2,103,792	-16.81	2,256,132	2,108,331	-6.55
MACAU	5,912	0	-100	13,528	0	-100
THAILAND	217,521	347,722	59.86	350,929	455,745	29.87
SINGAPORE	2,709,833	4,912,385	81.28	4,857,562	4,641,252	-4.45
PHILIPPINES	776,935	502,846	-35.28	360,503	281,062	-22.04
MALAYSIA	4,468,637	4,232,563	-5.28	4,737,495	4,257,290	-10.14
MYANMAR (FORM. BURMA)	10,480	8,628	-17.67	12,406	9,920	-20.04
CAMBODIA	7,199	6,278	-12.79	4,301	4,143	-3.67
BRUNEI DARUSSALAM	102,683	47,060	-54.17	108,655	42,215	-61.15
NEPAL	5,500	0	-100	6,469	0	-100
VIET NAM	83,257	28,879	-65.31	182,085	119,739	-34.24
MALDIVES	509,283	718,096	41	699,813	680,029	-2.83
INDIA	319,056	443,241	38.92	397,003	503,665	26.87
PAKISTAN	49	23,185	47216.3	183	32,500	17659.6
BANGLADESH	36,983	37,101	0.32	21,398	24,095	12.6
SRI LANKA	288,490	229,560	-20.43	331,844	390,770	17.76
AFGHANISTAN	99,496	216,214	117.31	68,631	154,148	124.6
IRAQ	0	132,093	-	0	98,324	-
IRAN (ISLAMIC REPUBLIC OF)	256,059	126,036	-50.78	207,872	215,603	3.72
SAUDI ARABIA	646,534	1,181,344	82.72	607,644	907,091	49.28
KUWAIT	1,132,179	711,796	-37.13	1,078,001	702,289	-34.85
JORDAN	397,394	149,208	-62.45	428,158	228,903	-46.54
LEBANON	289,560	162,689	-43.82	379,780	250,088	-34.15
YEMEN	92,163	84,964	-7.81	93,596	93,826	0.25
OMAN	292,025	246,895	-15.45	210,979	173,662	-17.69
TURKEY	1,172,923	1,207,409	2.94	2,664,381	2,795,107	4.91
UNITED ARAB EMIRATES	8,229,745	7,970,491	-3.15	6,723,967	5,971,035	-11.2
QATAR	88,342	95,915	8.57	111,430	255,263	129.08
BAHRAIN	155,581	245,751	57.96	174,526	286,649	64.24
CYPRUS	155,036	288,906	86.35	320,044	529,370	65.41
EGYPT	227,288	210,570	-7.36	291,421	261,758	-10.18
LIBYAN ARAB JAMAHIRIYA	56,134	145,938	159.98	38,306	119,878	212.95
MOROCCO	286,616	555,114	93.68	258,628	409,280	58.25
TUNISIA	48,248	22,609	-53.14	45,495	116,335	155.71
ALGERIA	41,718	13,580	-67.45	16,649	20,510	23.19
SUDAN	296,687	468,817	58.02	289,615	429,622	48.34
NAMIBIA	0	12,409	-	0	9,382	-

TABEL 5. PERKEMBANGAN EKSPOR INDONESIA MENURUT KOMODITI DAN NEGARA TUJUAN

JENIS BARANG	BERAT BERSIH (KG)		PERUB	NILAI FOB (US \$)		PERUB
	JAN-MAR 2005	JAN-MAR 2006	%	JAN-MAR 2005	JAN-MAR 2006	%
	(1)	(2)	(3)	(4)	(5)	(6)
ETHIOPIA	26,893	21,357	-20.59	23,265	22,273	-4.26
TANZANIA, UNITED REPUBLIC OF	124,217	131,192	5.62	117,034	126,361	7.97
MADAGASCAR	9,259	7,138	-22.91	17,681	6,585	-62.76
KENYA	148,986	32,320	-78.31	111,016	27,803	-74.96
REUNION	492,869	429,008	-12.96	827,779	715,836	-13.52
MOZAMBIQUE	1,401	11,326	708.42	1,200	29,357	2346.42
BOTSWANA	0	47,204	-	0	51,531	-
EQUATORIAL GUINEA	0	12,395	-	0	12,302	-
TOGO	0	3,499	-	0	6,950	-
GHANA	49,287	23,557	-52.2	49,609	24,159	-51.3
GUINEA	2,354	3,985	69.29	2,038	26,190	1185.08
ANGOLA	3,221	101,427	3048.93	3,238	70,628	2081.22
CONGO	3,795	72,705	1815.81	1,941	83,297	4191.45
CAMEROON	24,319	14,685	-39.62	21,973	36,909	67.97
NIGERIA	71,119	54,107	-23.92	51,730	69,504	34.36
GABON	7,100	29,339	313.23	9,121	37,484	310.96
COTE D'IVOIRE	5,378	0	-100	4,135	0	-100
SENEGAL	19,579	1,288	-93.42	14,741	3,464	-76.5
MAURITANIA	7,828	0	-100	11,771	0	-100
BENIN	66,537	98,046	47.36	77,390	112,870	45.85
U.S. VIRGIN ISLANDS	33,203	40,679	22.52	47,439	120,983	155.03
SEYCHELLES	67,023	20,565	-69.32	181,622	32,436	-82.14
UGANDA	20,842	21,206	1.75	15,518	17,707	14.11
DJIBOUTI	56,494	209,579	270.98	21,322	153,074	617.92
SOUTH AFRICA	1,043,495	1,009,263	-3.28	1,417,954	1,430,388	0.88
ZAMBIA	0	46,631	-	0	25,495	-
MAURITIUS	126,523	89,024	-29.64	195,313	129,723	-33.58
RWANDA	45,493	56,733	24.71	41,600	59,060	41.97
VIRGIN ISLANDS (BRITISH)	21,367	0	-100	32,022	0	-100
AUSTRALIA	7,216,906	7,046,649	-2.36	11,181,020	11,353,675	1.54
NEW ZEALAND	726,317	722,426	-0.54	1,086,633	1,118,452	2.93
MICRONESIA, FEDERATED STATES OF	17,530	0	-100	37,701	0	-100
GUAM	33,741	56,365	67.05	65,339	224,652	243.83
PALAU	18,329	0	-100	42,156	0	-100
NEW CALEDONIA	180,733	222,034	22.85	305,695	404,368	32.28
NORTHERN MARIANA ISLANDS	36,027	443	-98.77	107,692	792	-99.26
SAINT VINCENT AND THE GRENADINES	3,636	6,814	87.4	4,768	15,136	217.45
VANUATU	704	12,384	1659.09	737	9,328	1165.67
WALLIS AND FUTUNA ISLANDS	0	9,950	-	0	8,451	-
AMERICAN SAMOA	71,968	0	-100	279,057	0	-100
COOK ISLANDS	7,972	2,886	-63.8	7,414	9,877	33.22
FIJI	120,320	93,748	-22.08	212,696	218,985	2.96
MARSHALL ISLANDS	5,300	2,059	-61.15	16,985	2,440	-85.63
SAMOA	6,249	0	-100	3,957	0	-100
TONGA	1,709	0	-100	1,730	0	-100
EAST TIMOR	206	28,252	13614.6	197	40,900	20661.4
UNITED STATES	52,411,518	51,681,094	-1.39	143,499,607	142,742,989	-0.53
CANADA	3,627,640	3,383,590	-6.73	8,553,979	7,886,005	-7.81
MEXICO	309,069	316,782	2.5	545,319	717,670	31.61
GUATEMALA	9,633	6,552	-31.98	16,723	6,372	-61.9
PANAMA	112,977	85,595	-24.24	183,678	236,899	28.98
CUBA	178	231	29.78	297	204	-31.31
SURINAME	11,647	20,232	73.71	14,326	28,599	99.63
CHILE	42,997	40,405	-6.03	61,609	58,795	-4.57
VENEZUELA	21,566	26,804	24.29	54,244	52,471	-3.27
ARGENTINA	98,614	78,288	-20.61	148,840	133,185	-10.52
BRAZIL	110,605	66,269	-40.08	226,727	121,205	-46.54
COLOMBIA	28,916	36,477	26.15	49,208	50,575	2.78
BOLIVIA	12,205	6,800	-44.29	22,548	13,108	-41.87

TABEL 5. PERKEMBANGAN EKSPOR INDONESIA MENURUT KOMODITI DAN NEGARA TUJUAN

JENIS BARANG	BERAT BERSIH (KG)		PERUB	NILAI FOB (US \$)		PERUB
	JAN-MAR 2005	JAN-MAR 2006	%	JAN-MAR 2005	JAN-MAR 2006	%
	(1)	(2)	(3)	(4)	(5)	(6)
URUGUAY	1,626	4,791	194.65	2,842	9,475	233.39
PARAGUAY	0	2,268	-	0	1,691	-
PERU	19,055	3,090	-83.78	22,599	5,684	-74.85
GUYANA	11,684	0	-100	8,420	0	-100
TRINIDAD AND TOBAGO	10,774	4,746	-55.95	22,114	6,875	-68.91
BAHAMAS	23,326	53,246	128.27	54,674	85,109	55.67
JAMAICA	56,357	61,565	9.24	94,048	63,564	-32.41
PUERTO RICO	302,612	197,085	-34.87	795,001	493,955	-37.87
BELIZE	14,612	257	-98.24	24,686	1,513	-93.87
DOMINICAN REPUBLIC	201,971	229,148	13.46	295,864	305,875	3.38
EL SALVADOR	8,500	5,374	-36.78	7,091	29,264	312.69
COSTA RICA	45,279	62,024	36.98	86,969	70,517	-18.92
BARBADOS	28,866	31,300	8.43	68,206	40,051	-41.28
ANTIGUA AND BARBUDA	8,140	12,501	53.57	39,095	30,947	-20.84
ANGUILLA	11,416	0	-100	45,875	0	-100
ARUBA	26,413	33,566	27.08	70,053	62,430	-10.88
BERMUDA	2,344	12,053	414.21	7,782	66,313	752.13
CAPE VERDE	10,188	0	-100	8,140	0	-100
CAYMAN ISLANDS	157,816	18,545	-88.25	89,096	31,057	-65.14
DOMINICA	38,561	0	-100	67,203	0	-100
FALKLAND ISLANDS (MALVINAS)	0	8,048	-	0	26,330	-
FRENCH GUIANA	37,813	35,407	-6.36	63,081	70,458	11.69
FRENCH POLYNESIA	274,546	292,431	6.51	385,820	426,673	10.59
MARTINIQUE	122,365	81,044	-33.77	205,935	125,502	-39.06
NETHERLANDS ANTILLES	52,624	86,019	63.46	109,672	145,758	32.9
NORFOLK ISLANDS	0	14,435	-	0	20,018	-
SAINT LUCIA	24,166	385	-98.41	104,538	790	-99.24
SAN MARINO	0	3,744	-	0	16,576	-
TURKS AND CAICOS ISLANDS	8,317	9,727	16.95	21,344	3,275	-84.66
GUADELOUPE	154,767	89,366	-42.26	225,765	115,286	-48.94
SAINT KITTS AND NEVIS	0	817	-	0	1,440	-
UNITED KINGDOM	17,690,410	13,411,833	-24.19	34,794,262	24,294,887	-30.18
NETHERLANDS	13,474,706	12,235,495	-9.2	30,936,585	27,258,573	-11.89
FRANCE	12,272,209	10,840,670	-11.66	27,945,495	27,621,750	-1.16
GERMANY, FED. REP. OF	7,803,474	8,084,194	3.6	19,610,305	18,916,926	-3.54
AUSTRIA	181,195	203,011	12.04	519,282	561,441	8.12
BELGIUM	7,905,324	6,528,316	-17.42	21,677,140	18,248,545	-15.82
SWITZERLAND	149,161	212,260	42.3	667,838	725,089	8.57
LUXEMBOURG	13,760	14,740	7.12	18,325	88,534	383.13
DENMARK	3,076,815	2,371,902	-22.91	8,144,342	6,932,830	-14.88
NORWAY	379,945	319,503	-15.91	1,316,000	879,146	-33.2
SWEDEN	2,232,591	1,680,574	-24.73	4,706,308	4,353,689	-7.49
FINLAND	509,048	676,777	32.95	971,384	1,474,941	51.84
IRELAND	1,023,661	1,256,876	22.78	2,150,255	2,914,444	35.54
ITALY	6,614,527	7,003,053	5.87	13,756,786	15,168,259	10.26
SPAIN	8,936,140	7,744,343	-13.34	18,085,640	16,958,407	-6.23
PORTUGAL	439,643	403,143	-8.3	922,030	867,289	-5.94
ICELAND	34,304	16,002	-53.35	106,155	48,474	-54.34
GREECE	1,275,600	1,042,587	-18.27	2,633,319	2,335,842	-11.3
CZECHOSLOVAKIA	61,195	26,385	-56.88	51,918	35,929	-30.8
HUNGARY	122,949	201,216	63.66	239,933	266,111	10.91
POLAND	238,137	289,351	21.51	494,223	575,827	16.51
ROMANIA	20,327	36,812	81.1	57,316	42,419	-25.99
BULGARIA	1,678	13,595	710.19	16,739	17,836	6.55
YUGOSLAVIA	31,874	39,140	22.8	41,431	115,508	178.8
BELARUS	0	399	-	0	386	-
KAZAKHSTAN	2,700	0	-100	5,158	0	-100
UKRAINE	31,624	94,111	197.59	50,505	180,438	257.27
LITHUANIA	6,000	18,032	200.53	15,451	31,683	105.05

TABEL 5. PERKEMBANGAN EKSPOR INDONESIA MENURUT KOMODITI DAN NEGARA TUJUAN

JENIS BARANG	BERAT BERSIH (KG)		PERUB	NILAI FOB (US \$)		PERUB
	JAN-MAR 2005	JAN-MAR 2006	%	JAN-MAR 2005	JAN-MAR 2006	%
	(1)	(2)	(3)	(4)	(5)	(6)
LATVIA	33,492	61,130	82.52	29,239	95,102	225.26
ESTONIA	40,277	93,929	133.21	42,563	185,745	336.4
GEORGIA	0	14,467	-	0	22,838	-
CROATIA	91,303	312,814	242.61	213,397	495,231	132.07
MALTA	53,590	44,365	-17.21	92,443	101,392	9.68
SLOVAKIA	17,281	16,710	-3.3	16,268	8,701	-46.51
SLOVENIA	85,704	117,386	36.97	247,541	278,156	12.37
CZECH REPUBLIC	63,915	138,029	115.96	185,739	264,344	42.32
RUSSIA FEDERATION	108,095	91,500	-15.35	143,988	204,457	42
-AN ORGANIK	327,192,905	393,856,048	20.37	80,539,305	124,099,272	54.09
JAPAN	24,224,401	74,801,531	208.79	5,948,630	26,168,160	339.9
HONG KONG	36,637	484,000	1221.07	34,847	56,642	62.54
KOREA, DEMOCRATIC PEOPLE'S REPUBLIC	0	15,024,261	-	0	4,845,624	-
KOREA, REPUBLIC OF	49,845,439	47,901,157	-3.9	12,486,886	12,229,168	-2.06
TAIWAN	69,270,494	107,490,641	55.18	15,020,119	31,306,730	108.43
CHINA	29,817,081	12,375,531	-58.5	7,764,703	6,066,539	-21.87
PAPUA NEW GUINEA	159,600	39,650	-75.16	25,465	8,557	-66.4
THAILAND	12,051,237	40,948,353	239.79	3,172,851	13,832,137	335.95
SINGAPORE	10,313,604	11,086,980	7.5	3,816,128	4,289,487	12.4
PHILIPPINES	31,626,028	7,974,365	-74.79	8,283,879	1,697,296	-79.51
MALAYSIA	19,146,907	23,493,847	22.7	4,860,866	7,407,096	52.38
MYANMAR (FORM. BURMA)	26,021	384,306	1376.91	27,931	142,049	408.57
CAMBODIA	0	1,470	-	0	14,700	-
BRUNEI DARUSSALAM	528,000	1,596,000	202.27	68,725	201,230	192.8
VIET NAM	13,545,856	14,681,698	8.39	4,001,756	5,496,834	37.36
MALDIVES	40,453	0	-100	4,872	0	-100
INDIA	32,265,179	4,563,234	-85.86	6,818,445	1,726,421	-74.68
PAKISTAN	811,862	308,635	-61.98	152,274	111,325	-26.89
BANGLADESH	1,939,626	4,929,567	154.15	417,734	613,908	46.96
SRI LANKA	1,079,350	984,699	-8.77	344,113	286,784	-16.66
SAUDI ARABIA	0	346,179	-	0	248,796	-
TURKEY	75,096	22,000	-70.7	54,572	7,172	-86.86
UNITED ARAB EMIRATES	7,422	10,827	45.88	18,705	18,894	1.01
TANZANIA, UNITED REPUBLIC OF	0	1,202	-	0	1,795	-
MADAGASCAR	0	25,000	-	0	2,250	-
KENYA	6,000	4,000	-33.33	7,500	9,200	22.67
GUINEA	0	44,000	-	0	6,424	-
NIGERIA	0	17,000	-	0	38,868	-
SOUTH AFRICA	308,204	686,581	122.77	84,849	210,471	148.05
MAURITIUS	1,412,559	828,600	-41.34	181,169	77,595	-57.17
AUSTRALIA	25,067,134	17,031,210	-32.06	5,640,374	5,193,405	-7.92
NEW ZEALAND	120,516	344,017	185.45	86,254	243,332	182.11
FIJI	5,627	0	-100	621	0	-100
EAST TIMOR	18	224	1144.44	14	18	28.57
UNITED STATES	1,053,080	3,935,535	273.72	324,985	1,027,457	216.16
UNITED KINGDOM	125,010	104,001	-16.81	35,576	33,095	-6.97
NETHERLANDS	42,024	22,200	-47.17	13,283	8,412	-36.67
FRANCE	411,000	196,055	-52.3	112,400	66,813	-40.56
GERMANY, FED. REP. OF	211,050	120,050	-43.12	64,418	40,868	-36.56
BELGIUM	376,000	251,024	-33.24	104,180	83,612	-19.74
DENMARK	20,000	60,000	200	6,160	21,600	250.65
SWEDEN	17,821	9,918	-44.35	40,266	20,537	-49
FINLAND	40,000	40,000	0	14,000	16,000	14.29
ITALY	400,000	560,500	40.13	109,730	180,165	64.19
SPAIN	201,004	104,000	-48.26	56,560	34,634	-38.77
PORTUGAL	42,000	22,000	-47.62	11,235	7,172	-36.16
GREECE	21,000	0	-100	5,250	0	-100
HUNGARY	412	0	-100	1,980	0	-100
RUSSIA FEDERATION	502,153	0	-100	315,000	0	-100

TABEL 5. PERKEMBANGAN EKSPOR INDONESIA MENURUT KOMODITI DAN NEGARA TUJUAN

JENIS BARANG	BERAT BERSIH (KG)		PERUB	NILAI FOB (US \$)		PERUB
	JAN-MAR 2005	JAN-MAR 2006	%	JAN-MAR 2005	JAN-MAR 2006	%
	(1)	(2)	(3)	(4)	(5)	(6)
-ORGANIK	625,327,121	521,965,445	-16.53	461,017,749	372,093,969	-19.29
JAPAN	78,162,536	65,917,296	-15.67	31,763,891	32,874,394	3.5
HONG KONG	10,631,296	3,489,106	-67.18	12,284,939	7,329,010	-40.34
KOREA, REPUBLIC OF	33,497,828	25,301,390	-24.47	18,913,713	13,997,253	-25.99
TAIWAN	28,662,543	5,299,785	-81.51	14,489,762	6,139,582	-57.63
CHINA	221,647,897	163,600,037	-26.19	183,638,635	121,967,478	-33.58
THAILAND	43,283,207	34,755,312	-19.7	32,528,938	17,246,231	-46.98
SINGAPORE	10,623,290	8,986,031	-15.41	6,467,392	9,390,212	45.19
PHILIPPINES	12,088,901	9,010,881	-25.46	6,671,760	4,824,283	-27.69
MALAYSIA	79,659,658	88,572,414	11.19	44,588,563	38,245,269	-14.23
MYANMAR (FORM. BURMA)	149,506	391,162	161.64	267,358	238,561	-10.77
CAMBODIA	1,236,284	488,017	-60.53	1,108,024	585,650	-47.14
BRUNEI DARUSSALAM	1,499	17,928	1096	2,663	19,731	640.93
NEPAL	43,500	143,761	230.49	42,460	140,123	230.01
VIET NAM	13,924,579	5,233,975	-62.41	9,777,861	4,167,549	-57.38
INDIA	16,450,133	22,134,899	34.56	12,082,013	17,164,982	42.07
PAKISTAN	4,760,281	1,526,725	-67.93	5,975,081	1,868,740	-68.72
BANGLADESH	424,686	568,874	33.95	390,154	453,477	16.23
SRI LANKA	182,191	132,757	-27.13	142,411	127,669	-10.35
AFGHANISTAN	0	50,746	-	0	191,877	-
IRAN (ISLAMIC REPUBLIC OF)	686,400	883,999	28.79	714,851	826,284	15.59
SAUDI ARABIA	321,097	317,482	-1.13	502,750	392,167	-22
KUWAIT	61,846	7,048	-88.6	80,647	37,930	-52.97
JORDAN	72,288	233,164	222.55	112,339	182,525	62.48
YEMEN	0	9,949	-	0	24,198	-
SYRIA ARAB REPUBLIC	71,080	0	-100	122,424	0	-100
TURKEY	500,198	401,262	-19.78	552,591	358,848	-35.06
UNITED ARAB EMIRATES	241,857	682,881	182.35	288,835	596,119	106.39
QATAR	283	0	-100	2,550	0	-100
EGYPT	790,804	1,184,983	49.85	742,541	797,610	7.42
MOROCCO	220,180	286,400	30.08	486,629	234,262	-51.86
TUNISIA	0	20,000	-	0	12,900	-
ALGERIA	0	37,500	-	0	65,428	-
SUDAN	21,600	1,917	-91.13	7,672	19,800	158.08
ERITREA	1,037	0	-100	2,750	0	-100
ETHIOPIA	17,000	3,230	-81	31,450	52,173	65.89
TANZANIA, UNITED REPUBLIC OF	63,200	0	-100	30,151	0	-100
MADAGASCAR	51,209	0	-100	41,003	0	-100
KENYA	101,760	69,160	-32.04	147,073	79,545	-45.91
MOZAMBIQUE	40,000	40,000	0	32,600	26,000	-20.25
TOGO	115,847	0	-100	121,560	0	-100
GHANA	437,367	125,410	-71.33	373,480	77,274	-79.31
CAMEROON	0	21,600	-	0	7,236	-
NIGERIA	2,143,860	2,217,981	3.46	1,182,318	1,459,502	23.44
SIERRA LEONE	35,412	229,156	547.11	33,995	248,137	629.92
COTE D'IVOIRE	148,000	172,800	16.76	78,010	65,539	-15.99
SENEGAL	21,600	0	-100	7,070	0	-100
MALI	19,976	0	-100	21,773	0	-100
GAMBIA	14,940	0	-100	26,892	0	-100
SEYCHELLES	30	0	-100	350	0	-100
DJIBOUTI	40,000	20,000	-50	30,000	13,200	-56
SAINT HELENA	0	63,000	-	0	52,486	-
SOUTH AFRICA	809,513	1,178,055	45.53	1,166,306	1,237,287	6.09
MALAWI	40,000	60,000	50	31,900	37,400	17.24
MAURITIUS	53,352	34,150	-35.99	42,372	40,349	-4.77
AUSTRALIA	8,072,648	5,481,536	-32.1	7,247,294	5,499,354	-24.12
NEW ZEALAND	944,561	454,296	-51.9	1,055,491	440,285	-58.29
FIJI	16,106	20,387	26.58	15,638	23,017	47.19
SAMOA	1,272	0	-100	1,750	0	-100

TABEL 5. PERKEMBANGAN EKSPOR INDONESIA MENURUT KOMODITI DAN NEGARA TUJUAN

JENIS BARANG	BERAT BERSIH (KG)		PERUB	NILAI FOB (US \$)		PERUB
	JAN-MAR 2005	JAN-MAR 2006	%	JAN-MAR 2005	JAN-MAR 2006	%
	(1)	(2)	(3)	(4)	(5)	(6)
SOLOMON ISLANDS	0	310	-	0	5,502	-
TOKELAU	0	100,000	-	0	102,100	-
EAST TIMOR	4,970	57,268	1052.27	3,945	71,216	1705.22
UNITED STATES	10,027,255	14,786,806	47.47	10,029,667	15,364,115	53.19
CANADA	547,019	962,867	76.02	577,571	858,831	48.7
MEXICO	105,199	518,297	392.68	189,988	549,059	189
PANAMA	17,000	0	-100	22,210	0	-100
CHILE	758,190	165,626	-78.16	925,657	133,182	-85.61
VENEZUELA	61,000	33,999	-44.26	79,099	54,227	-31.44
ARGENTINA	218,400	582,882	166.89	219,905	560,680	154.96
BRAZIL	529,596	1,895,927	257.99	631,200	1,541,055	144.15
COLOMBIA	318,998	304,600	-4.51	419,737	350,620	-16.47
URUGUAY	0	17,700	-	0	202,085	-
PARAGUAY	0	12,000	-	0	24,600	-
ECUADOR	0	40,000	-	0	44,700	-
PERU	136,700	118,700	-13.17	173,705	240,834	38.65
TRINIDAD AND TOBAGO	21,000	0	-100	18,270	0	-100
JAMAICA	34,800	0	-100	31,748	0	-100
PUERTO RICO	1,000	5,000	400	45,500	342,365	652.45
DOMINICAN REPUBLIC	0	60,199	-	0	40,152	-
EL SALVADOR	0	19,500	-	0	5,265	-
COSTA RICA	33,519	21,600	-35.56	31,718	7,560	-76.16
HAITI	19,976	0	-100	22,772	0	-100
DOMINICA	0	64,800	-	0	23,504	-
UNITED KINGDOM	1,783,768	3,762,828	110.95	2,138,946	3,376,260	57.85
NETHERLANDS	12,036,342	9,112,361	-24.29	12,517,660	10,267,216	-17.98
FRANCE	482,409	744,128	54.25	945,987	1,210,184	27.93
GERMANY, FED. REP. OF	2,567,007	5,839,128	127.47	4,480,333	7,282,336	62.54
AUSTRIA	56,200	1,550	-97.24	180,524	113,111	-37.34
BELGIUM	14,879,705	14,349,671	-3.56	19,114,559	20,810,885	8.87
SWITZERLAND	284,158	46,284	-83.71	404,178	82,673	-79.55
DENMARK	508,000	51,000	-89.96	545,759	29,436	-94.61
NORWAY	205,234	64,240	-68.7	276,104	41,029	-85.14
SWEDEN	352,000	367,999	4.55	485,056	519,138	7.03
FINLAND	453,001	726,350	60.34	687,282	1,053,008	53.21
IRELAND	57,426	108,429	88.82	591,071	187,934	-68.2
ITALY	904,226	7,313,672	708.83	1,527,634	6,615,358	333.05
SPAIN	1,662,060	6,247,649	275.9	2,466,628	6,462,769	162.01
PORTUGAL	610,000	311,815	-48.88	556,300	308,999	-44.45
GREECE	407,000	63,000	-84.52	332,141	103,652	-68.79
CZECHOSLOVAKIA	27,000	39,863	47.64	38,746	35,535	-8.29
HUNGARY	84,826	70,536	-16.85	153,214	149,138	-2.66
POLAND	692,500	12,000	-98.27	864,696	26,002	-96.99
ROMANIA	85,000	0	-100	110,424	0	-100
BULGARIA	46,000	146,970	219.5	59,980	102,582	71.03
UKRAINE	18,500	62,750	239.19	26,170	100,009	282.15
LITHUANIA	34,000	34,000	0	46,155	45,244	-1.97
LATVIA	17,000	17,500	2.94	26,246	21,763	-17.08
SLOVENIA	0	120,000	-	0	111,600	-
CZECH REPUBLIC	704,000	170,000	-75.85	800,537	179,964	-77.52
RUSSIA FEDERATION	1,928,999	2,535,199	31.43	1,748,054	2,457,566	40.59
-LAINNYA	106,940,687	119,776,296	12	39,081,810	44,549,350	13.99
JAPAN	9,006,059	3,150,628	-65.02	4,895,112	1,672,974	-65.82
KOREA, REPUBLIC OF	27,200,750	36,596,850	34.54	15,843,300	19,637,046	23.95
TAIWAN	21,000	2,081,296	9810.93	20,968	1,579,292	7431.92
CHINA	28,600	18,401,317	64240.3	18,752	6,112,571	32496.9
THAILAND	129,392	4,148,433	3106.1	125,679	2,199,604	1650.18
SINGAPORE	62,557,314	55,264,502	-11.66	16,222,088	13,205,624	-18.59
PHILIPPINES	75	1,444	1825.33	181	3,929	2070.72

TABEL 5. PERKEMBANGAN EKSPOR INDONESIA MENURUT KOMODITI DAN NEGARA TUJUAN

JENIS BARANG	BERAT BERSIH (KG)		PERUB	NILAI FOB (US \$)		PERUB
	JAN-MAR 2005	JAN-MAR 2006	%	JAN-MAR 2005	JAN-MAR 2006	%
	(1)	(2)	(3)	(4)	(5)	(6)
MALAYSIA	7,927,948	27,168	-99.66	1,728,269	38,172	-97.79
MYANMAR (FORM. BURMA)	17,142	86,485	404.52	14,104	74,150	425.74
VIET NAM	0	395	-	0	63	-
MALDIVES	11,371	3,166	-72.16	73,342	6,847	-90.66
INDIA	25	0	-100	25	0	-100
BANGLADESH	9,900	7,109	-28.19	6,440	2,455	-61.88
SRI LANKA	57	3,206	5524.56	242	6,878	2742.15
UNITED ARAB EMIRATES	0	760	-	0	1,872	-
EGYPT	7,383	0	-100	11,600	0	-100
TOGO	21,844	0	-100	112,853	0	-100
COMOROS	103	0	-100	800	0	-100
AUSTRALIA	0	230	-	0	1,875	-
UNITED STATES	1,221	3,164	159.13	28	5,032	17871.4
NICARAGUA	165	0	-100	5,554	0	-100
NETHERLANDS	229	117	-48.91	969	588	-39.32
GERMANY, FED. REP. OF	6	26	333.33	72	378	425
BELGIUM	50	0	-100	394	0	-100
MALTA	53	0	-100	1,038	0	-100
PUPUK	76,505,821	53,062,816	-30.64	15,882,056	11,971,501	-24.62
JAPAN	10,277,410	8,957,371	-12.84	1,164,502	1,197,256	2.81
HONG KONG	387	0	-100	660	0	-100
KOREA, REPUBLIC OF	27,832,900	95,000	-99.66	6,130,441	9,786	-99.84
TAIWAN	281,234	155,980	-44.54	38,863	26,661	-31.4
CHINA	220,000	34,040	-84.53	15,400	13,470	-12.53
THAILAND	11,929,895	6,287,804	-47.29	2,757,199	1,489,829	-45.97
SINGAPORE	177,890	123,642	-30.5	151,173	17,693	-88.3
PHILIPPINES	11,720,000	5,515,810	-52.94	2,548,685	1,283,676	-49.63
MALAYSIA	408,446	9,128,117	2134.84	78,663	2,151,147	2634.64
VIET NAM	6,282,138	21,863,647	248.03	1,348,367	5,374,821	298.62
INDIA	0	1,000	-	0	3,000	-
BANGLADESH	60	0	-100	390	0	-100
KENYA	39,000	144,000	269.23	8,775	36,720	318.46
AUSTRALIA	7,037,243	306,200	-95.65	1,605,783	49,105	-96.94
NEW ZEALAND	0	44,000	-	0	5,060	-
EAST TIMOR	18	0	-100	19	0	-100
UNITED STATES	59,200	19,999	-66.22	6,636	3,100	-53.29
NETHERLANDS	0	949	-	0	2,450	-
GERMANY, FED. REP. OF	0	950	-	0	2,655	-
AUSTRIA	0	72,000	-	0	9,360	-
BELGIUM	0	5,000	-	0	95,400	-
SWITZERLAND	0	52	-	0	1,930	-
IRELAND	220,000	220,000	0	25,300	25,300	0
ITALY	20,000	11,795	-41.03	1,200	67,482	5523.5
SPAIN	0	75,460	-	0	105,600	-
PRODUK PHARMASI	2,223,442	2,082,757	-6.33	31,607,930	29,225,976	-7.54
JAPAN	34,771	36,477	4.91	2,111,658	2,200,983	4.23
HONG KONG	20,617	21,285	3.24	690,092	519,105	-24.78
KOREA, REPUBLIC OF	31,878	14,904	-53.25	9,112,948	9,999,553	9.73
TAIWAN	51,002	74,458	45.99	131,323	102,301	-22.1
CHINA	130,045	8,982	-93.09	49,568	85,088	71.66
MONGOLIA	0	7,555	-	0	28,902	-
MACAU	0	24	-	0	5,500	-
PAPUA NEW GUINEA	11,184	7,040	-37.05	29,620	136,054	359.33
THAILAND	76,863	101,079	31.51	3,653,034	4,449,680	21.81
SINGAPORE	267,609	82,141	-69.31	1,395,481	1,272,673	-8.8
PHILIPPINES	111,066	122,622	10.4	1,803,504	1,809,888	0.35
MALAYSIA	261,590	220,139	-15.85	1,761,722	758,105	-56.97
MYANMAR (FORM. BURMA)	134,374	63,320	-52.88	385,816	472,585	22.49
CAMBODIA	15,195	17,695	16.45	347,902	304,278	-12.54

TABEL 5. PERKEMBANGAN EKSPOR INDONESIA MENURUT KOMODITI DAN NEGARA TUJUAN

JENIS BARANG	BERAT BERSIH (KG)		PERUB	NILAI FOB (US \$)		PERUB
	JAN-MAR 2005	JAN-MAR 2006	%	JAN-MAR 2005	JAN-MAR 2006	%
	(1)	(2)	(3)	(4)	(5)	(6)
BRUNEI DARUSSALAM	444	6,521	1368.69	16,765	33,723	101.15
VIET NAM	45,212	63,370	40.16	1,261,543	1,210,977	-4.01
INDIA	563	1,596	183.48	2,067,426	1,359,433	-34.25
PAKISTAN	19,628	40,780	107.76	792,592	56,391	-92.89
BANGLADESH	41,894	3,256	-92.23	38,636	164,747	326.41
SRI LANKA	397,202	958,539	141.32	660,434	1,159,603	75.58
SAUDI ARABIA	22,639	32,767	44.74	26,170	102,825	292.91
JORDAN	3,719	0	-100	23,571	0	-100
LEBANON	12,051	14	-99.88	14,207	752	-94.71
UNITED ARAB EMIRATES	2,159	3,052	41.36	52,794	55,963	6
BAHRAIN	898	0	-100	14,692	0	-100
ALGERIA	1,570	1,622	3.31	366,000	366,050	0.01
SUDAN	0	994	-	0	53,357	-
LESOTHO	0	174	-	0	9,319	-
ETHIOPIA	0	939	-	0	50,351	-
TANZANIA, UNITED REPUBLIC OF	0	2,427	-	0	122,804	-
KENYA	3,561	0	-100	38,455	0	-100
TOGO	6,375	12,237	91.95	70,500	139,065	97.26
GUINEA	0	8,077	-	0	733,106	-
CAMEROON	0	342	-	0	22,239	-
NIGERIA	419,051	41,700	-90.05	3,983,730	476,110	-88.05
SOUTH AFRICA	4,343	4,709	8.43	30,967	167,265	440.14
MAURITIUS	31	0	-100	5,100	0	-100
AUSTRALIA	4,634	5,357	15.6	88,952	89,162	0.24
NEW ZEALAND	0	68	-	0	86	-
SAMOA	0	86	-	0	518	-
SOLOMON ISLANDS	87	0	-100	142	0	-100
TONGA	236	0	-100	296	0	-100
EAST TIMOR	2,839	16,295	473.97	5,239	73,582	1304.5
UNITED STATES	73,512	83,781	13.97	89,397	49,673	-44.44
CANADA	0	2	-	0	20	-
MEXICO	0	1,258	-	0	224,969	-
GUATEMALA	0	1,987	-	0	25,641	-
VENEZUELA	0	658	-	0	51,393	-
ECUADOR	448	8,346	1762.95	33,067	109,984	232.61
PERU	74	30	-59.46	5,448	2,270	-58.33
NETHERLANDS ANTILLES	1,359	199	-85.36	37,745	13,676	-63.77
UNITED KINGDOM	420	1	-99.76	5,439	151	-97.22
NETHERLANDS	254	146	-42.52	37,468	24,163	-35.51
FRANCE	285	766	168.77	20,013	35,111	75.44
GERMANY, FED. REP. OF	9,577	1,999	-79.13	316,553	64,297	-79.69
BELGIUM	0	574	-	0	6,259	-
SWITZERLAND	6	13	116.67	1	50	4900
NORWAY	508	159	-68.7	15,749	10,038	-36.26
SWEDEN	227	0	-100	6,098	0	-100
FINLAND	1	1	0	1	10	900
ITALY	970	1	-99.9	220	32	-85.45
POLAND	349	0	-100	8,488	0	-100
UZBEKISTAN	0	20	-	0	5,890	-
LATVIA	122	0	-100	1,364	0	-100
CROATIA	0	13	-	0	26	-
RUSSIA FEDERATION	0	160	-	0	10,200	-
KULIT DAN BARANG DARI KULIT	3,602,512	4,483,417	24.45	28,634,261	40,491,936	41.41
JAPAN	46,611	42,339	-9.17	799,189	873,951	9.35
HONG KONG	383,745	405,467	5.66	3,973,174	5,098,910	28.33
KOREA, REPUBLIC OF	59,088	115,785	95.95	735,828	586,217	-20.33
TAIWAN	21,208	87,769	313.85	304,434	756,603	148.53
CHINA	263,971	348,576	32.05	1,521,808	3,845,055	152.66
PAPUA NEW GUINEA	0	7,517	-	0	22,232	-

TABEL 5. PERKEMBANGAN EKSPOR INDONESIA MENURUT KOMODITI DAN NEGARA TUJUAN

JENIS BARANG	BERAT BERSIH (KG)		PERUB	NILAI FOB (US \$)		PERUB
	JAN-MAR 2005	JAN-MAR 2006	%	JAN-MAR 2005	JAN-MAR 2006	%
	(1)	(2)	(3)	(4)	(5)	(6)
THAILAND	681,752	133,163	-80.47	3,371,958	1,456,677	-56.8
SINGAPORE	147,867	284,530	92.42	2,308,680	4,703,219	103.72
PHILIPPINES	9,897	4,816	-51.34	110,122	25,645	-76.71
MALAYSIA	79,799	314,277	293.84	591,434	4,551,326	669.54
CAMBODIA	0	6,620	-	0	155,666	-
VIET NAM	102,993	111,990	8.74	1,731,075	1,523,743	-11.98
MALDIVES	219	453	106.85	254	2,510	888.19
INDIA	238,896	461,705	93.27	1,892,458	3,263,240	72.43
PAKISTAN	13,039	25,708	97.16	35,913	31,012	-13.65
BANGLADESH	28,026	33,992	21.29	112,230	154,599	37.75
SRI LANKA	1,748	761	-56.46	115,404	28,639	-75.18
SAUDI ARABIA	4,233	14	-99.67	3,625	2,191	-39.56
KUWAIT	0	2,400	-	0	6,564	-
LEBANON	49	0	-100	92	0	-100
TURKEY	30,759	24,493	-20.37	28,891	16,437	-43.11
UNITED ARAB EMIRATES	2,202	432	-80.38	6,958	409	-94.12
CYPRUS	1,133	0	-100	3,872	0	-100
EGYPT	4,615	0	-100	10,849	0	-100
ETHIOPIA	1,050	0	-100	53,125	0	-100
TANZANIA, UNITED REPUBLIC OF	0	26	-	0	68	-
MADAGASCAR	2	0	-100	8	0	-100
REUNION	6,090	541	-91.12	8,691	1,793	-79.37
COTE D'IVOIRE	22	0	-100	12	0	-100
U.S. VIRGIN ISLANDS	51	0	-100	245	0	-100
SEYCHELLES	15	67	346.67	917	132	-85.61
UGANDA	0	20	-	0	418	-
SOUTH AFRICA	2,062	38	-98.16	10,148	590	-94.19
MAURITIUS	9	1,282	14144.4	465	648	39.35
AUSTRALIA	36,789	5,490	-85.08	226,909	106,650	-53
NEW ZEALAND	662	1,101	66.31	6,567	19,899	203.02
GUAM	178	8	-95.51	2,747	26	-99.05
NEW CALEDONIA	333	468	40.54	1,495	4,408	194.85
FIJI	39	429	1000	615	1,551	152.2
TONGA	1,183	0	-100	627	0	-100
EAST TIMOR	7	422	5928.57	20	242	1110
UNITED STATES	39,240	113,060	188.12	790,863	3,446,603	335.8
CANADA	864	6,649	669.56	6,997	182,509	2508.39
MEXICO	193	1,322	584.97	5,702	35,563	523.69
VENEZUELA	0	38	-	0	771	-
BRAZIL	86,845	64,408	-25.84	435,290	378,806	-12.98
BAHAMAS	0	258	-	0	186	-
JAMAICA	88	0	-100	588	0	-100
PUERTO RICO	0	346	-	0	5,267	-
DOMINICAN REPUBLIC	123	18	-85.37	220	234	6.36
COSTA RICA	137	38	-72.26	161	375	132.92
BERMUDA	0	226	-	0	1,579	-
FRENCH POLYNESIA	594	304	-48.82	704	1,724	144.89
MARTINIQUE	43	94	118.6	101	203	100.99
NETHERLANDS ANTILLES	810	285	-64.81	2,813	3,985	41.66
GUADELOUPE	482	0	-100	528	0	-100
UNITED KINGDOM	43,446	36,227	-16.62	1,052,844	333,596	-68.31
NETHERLANDS	181,548	155,294	-14.46	1,131,191	897,341	-20.67
FRANCE	21,483	36,214	68.57	184,862	528,149	185.7
GERMANY, FED. REP. OF	71,679	47,095	-34.3	1,670,138	1,169,759	-29.96
AUSTRIA	84	15	-82.14	149	67	-55.03
BELGIUM	614	2,918	375.24	4,713	26,772	468.05
SWITZERLAND	1,456	108	-92.58	16,805	7,656	-54.44
DENMARK	996	1,098	10.24	44,607	11,888	-73.35
NORWAY	321,672	1,094,981	240.4	759,215	2,222,171	192.69

TABEL 5. PERKEMBANGAN EKSPOR INDONESIA MENURUT KOMODITI DAN NEGARA TUJUAN

JENIS BARANG	BERAT BERSIH (KG)		PERUB	NILAI FOB (US \$)		PERUB
	JAN-MAR 2005	JAN-MAR 2006	%	JAN-MAR 2005	JAN-MAR 2006	%
	(1)	(2)	(3)	(4)	(5)	(6)
SWEDEN	27,660	60,367	118.25	121,189	209,730	73.06
FINLAND	6,651	17	-99.74	27,302	118	-99.57
IRELAND	0	49	-	0	497	-
ITALY	184,219	159,440	-13.45	1,977,659	1,776,766	-10.16
SPAIN	352,662	271,079	-23.13	1,880,717	1,956,774	4.04
PORTUGAL	76,101	790	-98.96	385,852	11,725	-96.96
ICELAND	5,304	5,130	-3.28	20,511	16,552	-19.3
GREECE	2,287	1,527	-33.23	18,083	7,299	-59.64
HUNGARY	137	340	148.18	524	2,476	372.52
POLAND	0	58	-	0	453	-
BULGARIA	878	178	-79.73	3,101	9,974	221.64
CROATIA	135	747	453.33	417	3,098	642.93
MALTA	630	0	-100	7,701	0	-100
SLOVAKIA	2,913	0	-100	110,041	0	-100
SLOVENIA	99	0	-100	1,769	0	-100
RUSSIA FEDERATION	97	0	-100	65	0	-100
KACA DAN BARANG DARI KACA	210,010,997	188,407,770	-10.29	97,526,497	94,501,475	-3.1
JAPAN	12,129,300	20,699,373	70.66	8,504,555	14,589,975	71.55
HONG KONG	1,048,645	1,147,998	9.47	489,457	462,697	-5.47
KOREA, REPUBLIC OF	6,727,956	8,566,055	27.32	3,141,165	3,458,232	10.09
TAIWAN	4,137,463	3,995,274	-3.44	1,434,318	1,365,269	-4.81
CHINA	9,452,877	7,708,067	-18.46	6,369,361	4,991,419	-21.63
PAPUA NEW GUINEA	1,446,110	445,411	-69.2	463,113	266,549	-42.44
THAILAND	20,854,231	15,174,637	-27.23	7,325,405	4,995,988	-31.8
SINGAPORE	9,071,209	8,166,548	-9.97	7,232,545	7,907,796	9.34
PHILIPPINES	10,134,654	7,657,459	-24.44	3,778,876	2,853,069	-24.5
MALAYSIA	17,669,483	18,405,650	4.17	6,394,030	8,009,852	25.27
MYANMAR (FORM. BURMA)	1,194,041	1,830,288	53.29	324,725	322,179	-0.78
CAMBODIA	250,173	152,720	-38.95	68,157	56,608	-16.94
BRUNEI DARUSSALAM	358,594	541,252	50.94	100,839	175,580	74.12
VIET NAM	2,167,099	2,162,017	-0.23	1,116,612	1,452,522	30.08
MALDIVES	635,494	161,445	-74.6	171,353	71,636	-58.19
INDIA	7,203,536	13,728,475	90.58	3,052,931	5,356,976	75.47
PAKISTAN	3,522,349	2,481,431	-29.55	2,171,574	1,566,541	-27.86
BANGLADESH	8,126,966	1,650,257	-79.69	1,702,489	504,424	-70.37
SRI LANKA	1,422,184	1,282,706	-9.81	533,186	492,366	-7.66
AFGHANISTAN	603,178	307,187	-49.07	308,251	234,295	-23.99
IRAQ	0	57,488	-	0	47,353	-
IRAN (ISLAMIC REPUBLIC OF)	665,040	787,614	18.43	472,225	601,097	27.29
SAUDI ARABIA	1,979,765	621,583	-68.6	839,617	328,322	-60.9
KUWAIT	563,266	394,049	-30.04	204,296	166,333	-18.58
JORDAN	862,922	238,671	-72.34	523,316	130,959	-74.98
LEBANON	324,913	75,404	-76.79	140,277	30,622	-78.17
YEMEN	370,394	864,855	133.5	125,224	274,171	118.94
OMAN	36,951	7,102	-80.78	14,394	5,220	-63.73
SYRIA ARAB REPUBLIC	1,191,442	263,589	-77.88	1,138,062	316,583	-72.18
TURKEY	1,752,907	4,727,437	169.69	791,144	1,905,037	140.8
UNITED ARAB EMIRATES	3,270,891	1,801,306	-44.93	1,478,283	990,262	-33.01
QATAR	430	142,604	33063.7	1,744	71,050	3973.97
BAHRAIN	33,626	38,886	15.64	14,745	12,013	-18.53
CYPRUS	39,427	18,592	-52.84	17,027	9,702	-43.02
EGYPT	2,706,315	4,344,293	60.52	927,204	1,900,051	104.92
LIBYAN ARAB JAMAHIRIYA	52,477	51,230	-2.38	32,779	27,437	-16.3
MOROCCO	466,896	466,007	-0.19	283,303	226,148	-20.17
TUNISIA	369,562	29,558	-92	85,559	14,549	-83
ALGERIA	590,108	387,947	-34.26	296,080	165,946	-43.95
SUDAN	1,670,405	1,460,312	-12.58	515,896	459,303	-10.97
ERITREA	16,080	0	-100	8,308	0	-100
ETHIOPIA	97	255,621	263427	85	42,027	49343.5

TABEL 5. PERKEMBANGAN EKSPOR INDONESIA MENURUT KOMODITI DAN NEGARA TUJUAN

JENIS BARANG	BERAT BERSIH (KG)		PERUB	NILAI FOB (US \$)		PERUB
	JAN-MAR 2005	JAN-MAR 2006	%	JAN-MAR 2005	JAN-MAR 2006	%
	(1)	(2)	(3)	(4)	(5)	(6)
TANZANIA, UNITED REPUBLIC OF	44,417	220	-99.5	6,830	843	-87.66
MADAGASCAR	231,259	147,192	-36.35	78,556	55,679	-29.12
KENYA	1,872,034	1,415,764	-24.37	402,351	305,875	-23.98
REUNION	55,441	116,744	110.57	23,465	48,530	106.82
MOZAMBIQUE	973,834	330,403	-66.07	207,165	75,609	-63.5
TOGO	185,375	68,845	-62.86	59,345	31,159	-47.5
GHANA	1,037,710	422,629	-59.27	329,586	146,871	-55.44
GUINEA	10,057	20,414	102.98	3,458	32,053	826.92
ANGOLA	479,727	629,222	31.16	105,200	172,872	64.33
CONGO	59,502	58,634	-1.46	8,017	19,376	141.69
CAMEROON	431,466	333,669	-22.67	84,777	116,712	37.67
NIGERIA	584,787	433,300	-25.9	146,670	97,130	-33.78
GABON	118	0	-100	109	0	-100
COTE D'IVOIRE	268,307	204,403	-23.82	54,636	68,961	26.22
SENEGAL	277,539	74,451	-73.17	73,363	32,481	-55.73
BENIN	118,410	61,505	-48.06	33,336	18,365	-44.91
GAMBIA	23,294	0	-100	8,178	0	-100
U.S. VIRGIN ISLANDS	35	0	-100	80	0	-100
SEYCHELLES	2,425	1,179	-51.38	6,015	4,454	-25.95
UGANDA	17,891	0	-100	3,701	0	-100
DJIBOUTI	162,277	20,372	-87.45	34,592	10,150	-70.66
SOUTH AFRICA	7,763,276	4,335,360	-44.16	2,986,469	1,918,389	-35.76
ZIMBABWE	22,284	0	-100	16,488	0	-100
ZAMBIA	25,329	18,744	-26	14,359	11,953	-16.76
MAURITIUS	1,019,955	274,598	-73.08	698,291	94,379	-86.48
RWANDA	22,498	22,372	-0.56	5,867	6,408	9.22
VIRGIN ISLANDS (BRITISH)	17	0	-100	26	0	-100
AUSTRALIA	14,801,978	14,425,311	-2.54	7,177,066	7,078,682	-1.37
NEW ZEALAND	3,825,363	4,247,760	11.04	1,345,222	1,515,901	12.69
MICRONESIA, FEDERATED STATES OF	341	0	-100	612	0	-100
GUAM	196	827	321.94	397	1,871	371.28
NEW CALEDONIA	2,054	4,384	113.44	2,443	7,628	212.24
NORTHERN MARIANA ISLANDS	0	17	-	0	82	-
SAINT VINCENT AND THE GRENADINES	890	0	-100	376	0	-100
VANUATU	29,550	16,758	-43.29	16,974	13,664	-19.5
AMERICAN SAMOA	1,674	0	-100	10,400	0	-100
COOK ISLANDS	25	73	192	186	715	284.41
FIJI	244,556	81,502	-66.67	100,019	27,870	-72.14
MARSHALL ISLANDS	4,850	186	-96.16	5,538	455	-91.78
SAMOA	0	168,448	-	0	69,906	-
SOLOMON ISLANDS	0	6,757	-	0	3,209	-
TONGA	1,250	0	-100	701	0	-100
EAST TIMOR	37,077	54,335	46.55	16,030	24,589	53.39
UNITED STATES	9,341,175	10,327,294	10.56	6,365,581	6,569,722	3.21
CANADA	3,733,756	2,029,928	-45.63	1,363,440	749,517	-45.03
MEXICO	1,092,479	2,005,892	83.61	333,302	762,181	128.68
GUATEMALA	935,864	502,400	-46.32	314,990	225,024	-28.56
HONDURAS	167,738	116,153	-30.75	76,425	30,473	-60.13
NICARAGUA	67,623	22,496	-66.73	17,948	8,282	-53.86
PANAMA	1,301,444	816,994	-37.22	580,459	256,759	-55.77
SURINAME	0	16,659	-	0	4,355	-
CHILE	1,152,264	1,174,799	1.96	680,748	416,989	-38.75
VENEZUELA	10,252	1	-99.99	5,037	24	-99.52
ARGENTINA	266,725	187,679	-29.64	586,288	90,419	-84.58
BRAZIL	656,448	1,239,803	88.87	289,762	448,893	54.92
COLOMBIA	279,350	191,717	-31.37	193,194	144,710	-25.1
URUGUAY	131,305	92,069	-29.88	68,133	42,932	-36.99
ECUADOR	1,743,236	746,421	-57.18	693,124	264,568	-61.83
PERU	1,168,484	1,252,832	7.22	445,474	435,379	-2.27

TABEL 5. PERKEMBANGAN EKSPOR INDONESIA MENURUT KOMODITI DAN NEGARA TUJUAN

JENIS BARANG	BERAT BERSIH (KG)		PERUB	NILAI FOB (US \$)		PERUB
	JAN-MAR 2005	JAN-MAR 2006	%	JAN-MAR 2005	JAN-MAR 2006	%
	(1)	(2)	(3)	(4)	(5)	(6)
TRINIDAD AND TOBAGO	432,208	328,331	-24.03	134,138	104,493	-22.1
BAHAMAS	484	713	47.31	1,900	1,783	-6.16
JAMAICA	319,927	84,576	-73.56	97,287	24,135	-75.19
PUERTO RICO	462,696	393,209	-15.02	326,222	266,821	-18.21
BELIZE	9,363	0	-100	9,893	0	-100
DOMINICAN REPUBLIC	366,105	373,949	2.14	144,804	147,105	1.59
EL SALVADOR	45,809	91,544	99.84	13,703	28,135	105.32
COSTA RICA	7,381	755	-89.77	7,667	3,139	-59.06
HAITI	231,764	68,911	-70.27	53,144	21,565	-59.42
BARBADOS	123,239	90,496	-26.57	35,984	25,864	-28.12
ANTIGUA AND BARBUDA	0	430	-	0	192	-
ARUBA	839	373	-55.54	1,291	552	-57.24
BERMUDA	75	0	-100	589	0	-100
CAPE VERDE	67,621	0	-100	19,600	0	-100
CAYMAN ISLANDS	469	0	-100	483	0	-100
DOMINICA	488	18,204	3630.33	1,440	11,648	708.89
FALKLAND ISLANDS (MALVINAS)	0	586	-	0	2,185	-
FRENCH GUIANA	0	80	-	0	43	-
FRENCH POLYNESIA	6,490	7,239	11.54	4,924	22,773	362.49
GRENADA	22,565	0	-100	5,805	0	-100
MARTINIQUE	521	94	-81.96	800	188	-76.5
NETHERLANDS ANTILLES	24,006	833	-96.53	7,817	1,236	-84.19
SAINT LUCIA	3,753	47,261	1159.29	30,794	13,506	-56.14
GUADELOUPE	444	453	2.03	945	962	1.8
SAINT KITTS AND NEVIS	4	0	-100	39	0	-100
UNITED KINGDOM	2,232,929	508,134	-77.24	1,883,968	741,104	-60.66
NETHERLANDS	327,217	331,003	1.16	329,833	358,812	8.79
FRANCE	181,799	236,628	30.16	211,949	352,407	66.27
GERMANY, FED. REP. OF	418,733	401,241	-4.18	591,508	508,998	-13.95
AUSTRIA	593	1,306	120.24	1,806	15,652	766.67
BELGIUM	95,552	96,597	1.09	127,281	91,950	-27.76
SWITZERLAND	4,491	10,798	140.44	11,039	8,729	-20.93
DENMARK	152,357	134,302	-11.85	94,268	60,089	-36.26
NORWAY	54,471	48,695	-10.6	35,217	29,668	-15.76
SWEDEN	188,302	22,189	-88.22	105,617	12,453	-88.21
FINLAND	22,022	24,211	9.94	21,465	11,002	-48.74
IRELAND	10,304	2,230	-78.36	27,626	4,750	-82.81
ITALY	785,295	272,240	-65.33	604,231	345,488	-42.82
SPAIN	8,530,800	423,669	-95.03	2,006,176	419,671	-79.08
PORTUGAL	258,463	119,040	-53.94	124,924	67,976	-45.59
ICELAND	57	0	-100	60	0	-100
GREECE	595,616	407,516	-31.58	261,587	165,660	-36.67
CZECHOSLOVAKIA	133,896	42,892	-67.97	43,180	17,888	-58.57
HUNGARY	11,825	22,102	86.91	12,423	18,166	46.23
POLAND	1,058,436	771,377	-27.12	550,117	461,165	-16.17
ROMANIA	203,314	0	-100	117,868	0	-100
BULGARIA	107,935	49,731	-53.93	54,900	19,922	-63.71
YUGOSLAVIA	48	0	-100	95	0	-100
ALBANIA	0	25,059	-	0	13,196	-
UKRAINE	79,200	190,208	140.16	83,520	241,713	189.41
LITHUANIA	0	18,487	-	0	24,168	-
ESTONIA	0	2,015	-	0	5,183	-
GEORGIA	0	51	-	0	245	-
CROATIA	103	97,400	94463.1	364	61,368	16759.3
BOSNIA AND HERZEGOVINA	0	87,342	-	0	50,762	-
MALTA	4,633	24	-99.48	14,380	312	-97.83
SLOVAKIA	41,905	11	-99.97	20,594	40	-99.81
SLOVENIA	0	226	-	0	518	-
CZECH REPUBLIC	168,551	169,903	0.8	97,268	88,192	-9.33

TABEL 5. PERKEMBANGAN EKSPOR INDONESIA MENURUT KOMODITI DAN NEGARA TUJUAN

JENIS BARANG	BERAT BERSIH (KG)		PERUB	NILAI FOB (US \$)		PERUB
	JAN-MAR 2005	JAN-MAR 2006	%	JAN-MAR 2005	JAN-MAR 2006	%
	(1)	(2)	(3)	(4)	(5)	(6)
RUSSIA FEDERATION	409,232	365,193	-10.76	520,655	306,697	-41.09
KERTAS DAN BARANG DARI KERTAS	731,660,798	822,589,897	12.43	538,906,008	612,567,259	13.67
JAPAN	85,735,276	92,766,199	8.2	78,422,019	83,139,726	6.02
HONG KONG	36,269,775	31,863,580	-12.15	23,332,012	22,993,558	-1.45
KOREA, REPUBLIC OF	21,833,789	23,659,741	8.36	14,162,971	17,091,444	20.68
TAIWAN	40,081,452	46,487,577	15.98	21,322,816	25,502,811	19.6
CHINA	65,741,676	64,221,449	-2.31	41,968,474	41,348,866	-1.48
PAPUA NEW GUINEA	696,620	496,216	-28.77	627,273	488,038	-22.2
THAILAND	25,463,132	20,957,149	-17.7	19,334,230	16,525,669	-14.53
SINGAPORE	33,972,807	43,067,466	26.77	21,726,865	27,829,342	28.09
PHILIPPINES	11,953,965	21,359,170	78.68	10,114,275	15,031,037	48.61
MALAYSIA	81,461,532	88,951,362	9.19	50,585,199	58,286,830	15.23
MYANMAR (FORM. BURMA)	6,262,625	5,651,139	-9.76	3,973,432	3,757,735	-5.43
CAMBODIA	2,306,587	3,510,892	52.21	1,787,362	2,303,573	28.88
BRUNEI DARUSSALAM	160,863	243,820	51.57	173,574	252,993	45.76
LAO PEOPLE'S DEMOCRATIC REPUBLIC	27,277	15,311	-43.87	81,769	49,890	-38.99
NEPAL	0	27,488	-	0	98,739	-
VIET NAM	23,380,507	33,647,551	43.91	14,876,666	22,504,970	51.28
MALDIVES	47,078	113,963	142.07	152,054	177,811	16.94
INDIA	11,258,196	17,198,938	52.77	6,685,203	10,714,467	60.27
PAKISTAN	8,991,338	15,278,626	69.93	6,966,888	13,129,513	88.46
BANGLADESH	3,289,661	5,488,271	66.83	2,433,027	3,769,886	54.95
SRI LANKA	11,521,275	16,404,423	42.38	6,254,580	9,421,303	50.63
AFGHANISTAN	0	27,989	-	0	38,307	-
IRAQ	19,234	17,802	-7.45	30,346	29,677	-2.2
IRAN (ISLAMIC REPUBLIC OF)	33,512,201	22,208,667	-33.73	21,747,456	15,060,486	-30.75
SAUDI ARABIA	20,199,117	22,449,633	11.14	14,777,479	14,917,091	0.94
KUWAIT	2,047,626	2,662,581	30.03	1,913,068	2,326,900	21.63
JORDAN	5,281,750	4,417,621	-16.36	4,174,974	3,549,363	-14.98
LEBANON	1,710,839	1,042,556	-39.06	1,531,359	1,011,878	-33.92
YEMEN	1,591,172	4,204,818	164.26	1,276,323	3,115,836	144.13
OMAN	561,566	1,078,001	91.96	542,268	868,494	60.16
SYRIA ARAB REPUBLIC	3,084,287	3,379,848	9.58	2,476,356	2,673,608	7.97
TURKEY	8,147,580	10,423,537	27.93	6,017,818	7,928,027	31.74
UNITED ARAB EMIRATES	18,650,122	21,352,022	14.49	16,553,221	17,378,222	4.98
QATAR	1,204,131	1,733,080	43.93	1,062,510	1,704,550	60.43
BAHRAIN	1,252,024	1,604,809	28.18	1,107,568	1,360,497	22.84
CYPRUS	1,236,171	960,549	-22.3	1,050,579	864,282	-17.73
EGYPT	20,214,831	9,839,638	-51.32	14,927,255	5,894,494	-60.51
LIBYAN ARAB JAMAHIRIYA	106,315	349,997	229.21	131,170	321,135	144.82
MOROCCO	451,770	63,305	-85.99	361,382	58,547	-83.8
TUNISIA	0	6,673	-	0	115,801	-
ALGERIA	1,245,141	0	-100	1,105,766	0	-100
SUDAN	4,564,887	6,423,174	40.71	3,408,316	5,054,391	48.3
ETHIOPIA	113,390	180,586	59.26	65,461	76,285	16.54
TANZANIA, UNITED REPUBLIC OF	748,408	1,688,136	125.56	651,976	1,093,482	67.72
MADAGASCAR	286,908	603,494	110.34	312,229	607,328	94.51
KENYA	2,642,725	2,080,349	-21.28	2,022,967	1,581,579	-21.82
REUNION	203,211	199,664	-1.75	174,386	162,250	-6.96
MOZAMBIQUE	532,438	545,350	2.43	386,831	619,662	60.19
EQUATORIAL GUINEA	36,513	0	-100	27,804	0	-100
TOGO	499,506	652,893	30.71	604,213	488,547	-19.14
GHANA	1,151,856	1,259,941	9.38	917,421	1,024,378	11.66
LIBERIA	75,815	17,127	-77.41	58,908	18,356	-68.84
GUINEA	151,296	459,099	203.44	136,136	363,128	166.74
ANGOLA	99,306	208,248	109.7	73,999	164,254	121.97
CONGO	387,752	261,705	-32.51	280,063	193,378	-30.95
CAMEROON	208,616	462,687	121.79	211,480	393,771	86.2
NIGERIA	4,599,636	11,010,959	139.39	3,532,509	7,845,856	122.1

TABEL 5. PERKEMBANGAN EKSPOR INDONESIA MENURUT KOMODITI DAN NEGARA TUJUAN

JENIS BARANG	BERAT BERSIH (KG)		PERUB	NILAI FOB (US \$)		PERUB
	JAN-MAR 2005	JAN-MAR 2006	%	JAN-MAR 2005	JAN-MAR 2006	%
	(1)	(2)	(3)	(4)	(5)	(6)
SIERRA LEONE	10,184	10,184	0	7,024	1,160	-83.49
GABON	28,700	9,000	-68.64	28,866	16,050	-44.4
COTE D'IVOIRE	220,806	121,881	-44.8	225,265	127,094	-43.58
SENEGAL	271,536	120,216	-55.73	202,341	89,707	-55.67
MAURITANIA	37,641	152,859	306.1	32,819	127,919	289.77
MALI	75,927	14,235	-81.25	290,687	9,519	-96.73
BENIN	202,239	366,655	81.3	165,773	277,584	67.45
BURKINA FASO	1,958	6,069	209.96	1,260	4,008	218.1
GAMBIA	33,138	61,100	84.38	22,865	40,457	76.94
SEYCHELLES	13,698	21,237	55.04	25,708	42,411	64.97
UGANDA	0	25,752	-	0	28,998	-
CENTRAL AFRICAN REPUBLIC	35,285	962	-97.27	53,739	1,378	-97.44
DJIBOUTI	5,009,421	6,256,808	24.9	3,719,301	4,931,582	32.59
SOUTH AFRICA	7,066,344	10,010,788	41.67	5,528,886	7,802,780	41.13
ZIMBABWE	290,090	344,361	18.71	213,262	287,399	34.76
ZAMBIA	0	37,924	-	0	27,685	-
MALAWI	0	19,851	-	0	13,697	-
MAURITIUS	3,300,552	5,664,272	71.62	1,468,812	3,108,621	111.64
VIRGIN ISLANDS (BRITISH)	14,841	0	-100	10,764	0	-100
AUSTRALIA	40,858,760	40,502,235	-0.87	34,397,657	35,961,859	4.55
NEW ZEALAND	8,906,487	9,160,380	2.85	6,959,818	6,855,230	-1.5
MICRONESIA, FEDERATED STATES OF	556	0	-100	1,800	0	-100
GUAM	11,984	2,184	-81.78	17,310	5,725	-66.93
PALAU	15	82	446.67	82	1,662	1926.83
NEW CALEDONIA	22,747	93,998	313.23	22,106	83,475	277.61
NORTHERN MARIANA ISLANDS	0	3,608	-	0	5,373	-
VANUATU	116	8,260	7020.69	320	19,720	6062.5
WALLIS AND FUTUNA ISLANDS	0	727	-	0	297	-
OTH.OCEANIA	0	7,997	-	0	7,115	-
AMERICAN SAMOA	16,795	50,226	199.05	36,286	112,560	210.2
COOK ISLANDS	0	8,418	-	0	11,225	-
FIJI	188,911	557,853	195.3	175,017	419,212	139.53
KIRIBATI	18,937	0	-100	14,771	0	-100
SAMOA	125	0	-100	60	0	-100
SOLOMON ISLANDS	4,118	8,178	98.59	9,494	24,073	153.56
TONGA	38,498	32,256	-16.21	27,328	20,259	-25.87
EAST TIMOR	8,459	8,892	5.12	6,534	5,116	-21.7
UNITED STATES	21,047,968	37,964,281	80.37	20,608,249	34,128,900	65.61
CANADA	6,915,588	7,321,708	5.87	5,380,974	5,866,377	9.02
MEXICO	162,126	552,647	240.87	155,047	571,571	268.64
GUATEMALA	278,732	443,990	59.29	217,285	378,375	74.14
HONDURAS	0	57,360	-	0	37,903	-
NICARAGUA	154,438	170,092	10.14	111,990	86,401	-22.85
PANAMA	294,178	163,388	-44.46	213,514	142,138	-33.43
CUBA	0	18,503	-	0	13,032	-
CURACAO	0	23,681	-	0	15,932	-
SURINAME	0	19,151	-	0	31,988	-
CHILE	282,777	218,130	-22.86	324,639	300,338	-7.49
VENEZUELA	283,345	1,135,279	300.67	195,069	1,118,099	473.18
ARGENTINA	426,094	331,798	-22.13	480,958	402,137	-16.39
BRAZIL	13	5,207,226	4E+07	36	4,547,413	1.3E+07
COLOMBIA	804,781	600,813	-25.34	672,141	721,514	7.35
BOLIVIA	560	0	-100	600	0	-100
URUGUAY	16,070	50,538	214.49	20,591	48,132	133.75
PARAGUAY	71,551	115,808	61.85	92,678	146,948	58.56
ECUADOR	1,038,846	402,996	-61.21	840,592	559,339	-33.46
PERU	898,440	1,426,014	58.72	886,308	1,440,539	62.53
GUYANA	3,112	0	-100	4,536	0	-100
TRINIDAD AND TOBAGO	24,664	51,006	106.8	20,172	36,533	81.11

TABEL 5. PERKEMBANGAN EKSPOR INDONESIA MENURUT KOMODITI DAN NEGARA TUJUAN

JENIS BARANG	BERAT BERSIH (KG)		PERUB	NILAI FOB (US \$)		PERUB
	JAN-MAR 2005	JAN-MAR 2006	%	JAN-MAR 2005	JAN-MAR 2006	%
	(1)	(2)	(3)	(4)	(5)	(6)
BAHAMAS	24,067	0	-100	15,669	0	-100
JAMAICA	91	42,559	46668.1	605	57,924	9474.21
PUERTO RICO	25,133	96,000	281.97	25,649	102,880	301.11
BELIZE	5,590	1,542	-72.42	8,363	5,672	-32.18
DOMINICAN REPUBLIC	450,026	27,288	-93.94	334,524	50,618	-84.87
EL SALVADOR	401,443	356,950	-11.08	313,183	288,451	-7.9
COSTA RICA	104,936	375,371	257.71	118,292	240,342	103.18
HAITI	25,402	152,191	499.13	10,415	155,273	1390.86
ANTIGUA AND BARBUDA	0	2,636	-	0	9,400	-
DOMINICA	1,200	0	-100	2,539	0	-100
FRENCH GUIANA	0	37	-	0	20	-
FRENCH POLYNESIA	80,205	33,472	-58.27	78,370	30,397	-61.21
NETHERLANDS ANTILLES	7,850	213	-97.29	4,916	1,182	-75.96
GUADELOUPE	55,087	37,667	-31.62	61,437	30,402	-50.52
UNITED KINGDOM	3,889,248	3,992,683	2.66	4,170,282	4,368,804	4.76
NETHERLANDS	655,026	1,783,684	172.31	1,318,137	2,267,587	72.03
FRANCE	1,015,427	764,622	-24.7	1,331,095	1,309,606	-1.61
GERMANY, FED. REP. OF	1,395,994	1,189,573	-14.79	2,239,399	1,879,956	-16.05
AUSTRIA	631	1,703,995	269947	769	1,134,121	147380
BELGIUM	2,900,284	4,253,713	46.67	3,231,344	3,869,142	19.74
SWITZERLAND	11,933	17,040	42.8	31,478	39,577	25.73
DENMARK	274,023	267,167	-2.5	457,136	542,586	18.69
NORWAY	50,303	197,056	291.74	141,487	172,574	21.97
SWEDEN	68,623	61,596	-10.24	117,793	173,907	47.64
FINLAND	109,589	96,970	-11.51	203,690	178,222	-12.5
IRELAND	792,246	557,265	-29.66	851,559	658,210	-22.71
ITALY	3,834,304	4,223,070	10.14	2,971,517	3,581,774	20.54
SPAIN	4,890,429	3,290,473	-32.72	4,549,678	3,079,707	-32.31
PORTUGAL	110	814	640	457	4,465	877.02
ICELAND	0	11,760	-	0	12,912	-
GREECE	1,706,104	886,551	-48.04	1,445,233	860,550	-40.46
LIECHTENSTEIN	100,236	107,365	7.11	249,082	272,732	9.49
CZECHOSLOVAKIA	152,675	300,668	96.93	114,708	244,588	113.23
HUNGARY	171	10,029	5764.91	471	16,581	3420.38
POLAND	76,861	107,838	40.3	111,123	176,620	58.94
ROMANIA	177	7,518	4147.46	415	6,475	1460.24
BULGARIA	2,893	4,383	51.5	7,524	9,806	30.33
KAZAKHSTAN	137	0	-100	1,750	0	-100
KYRGYZSTAN	0	87,320	-	0	62,178	-
UKRAINE	513,182	347,406	-32.3	512,408	420,093	-18.02
UZBEKISTAN	14	0	-100	121	0	-100
LITHUANIA	24,734	144	-99.42	31,104	10	-99.97
LATVIA	19,249	38,473	99.87	14,956	29,239	95.5
GEORGIA	175,117	502,311	186.84	135,266	358,686	165.17
CROATIA	129,187	3,738	-97.11	131,165	4,595	-96.5
MALTA	47,879	145,593	204.09	49,163	116,544	137.06
SLOVAKIA	0	93	-	0	204	-
SLOVENIA	299,155	139,579	-53.34	219,138	131,178	-40.14
RUSSIA FEDERATION	678,105	1,112,755	64.1	768,978	1,224,869	59.29
-GLISEROL DAN LARUTAN ALKALI	7,116,268	4,045,257	-43.15	3,616,519	1,495,757	-58.64
JAPAN	1,356,641	1,603,997	18.23	588,372	556,441	-5.43
KOREA, REPUBLIC OF	510,064	138,630	-72.82	303,485	80,003	-73.64
TAIWAN	280,850	100,000	-64.39	194,418	59,130	-69.59
CHINA	1,081,100	860,000	-20.45	576,402	186,743	-67.6
THAILAND	180,000	0	-100	118,100	0	-100
PHILIPPINES	492,710	457,700	-7.11	317,738	93,037	-70.72
MALAYSIA	0	20,000	-	0	12,132	-
BANGLADESH	20,000	20,000	0	15,750	12,560	-20.25
IRAN (ISLAMIC REPUBLIC OF)	20,000	0	-100	15,400	0	-100

TABEL 5. PERKEMBANGAN EKSPOR INDONESIA MENURUT KOMODITI DAN NEGARA TUJUAN

JENIS BARANG	BERAT BERSIH (KG)		PERUB	NILAI FOB (US \$)		PERUB
	JAN-MAR 2005	JAN-MAR 2006	%	JAN-MAR 2005	JAN-MAR 2006	%
	(1)	(2)	(3)	(4)	(5)	(6)
JORDAN	0	140,000	-	0	80,500	-
TURKEY	0	20,000	-	0	11,586	-
UNITED ARAB EMIRATES	100,000	40,000	-60	79,700	22,800	-71.39
EGYPT	60,000	100,000	66.67	36,000	54,500	51.39
SUDAN	220,000	220,000	0	132,000	132,000	0
ETHIOPIA	60,000	0	-100	36,000	0	-100
KENYA	40,000	0	-100	44,000	0	-100
CAMEROON	20,000	0	-100	22,000	0	-100
SOUTH AFRICA	1,011,675	20,000	-98.02	263,036	12,940	-95.08
AUSTRALIA	79,980	40,000	-49.99	58,607	25,771	-56.03
NEW ZEALAND	20,000	0	-100	15,400	0	-100
UNITED STATES	1,523,248	208,780	-86.29	769,342	120,717	-84.31
CANADA	20,000	56,150	180.75	15,378	34,897	126.93
RUSSIA FEDERATION	20,000	0	-100	15,391	0	-100
-MARGARIN DAN LEMAK LAINNYA	73,391,914	84,954,398	15.75	35,104,106	39,390,841	12.21
JAPAN	84,617	146,337	72.94	76,052	109,668	44.2
HONG KONG	6,086,550	7,438,600	22.21	2,130,226	2,601,219	22.11
KOREA, REPUBLIC OF	3,506	81,114	2213.58	5,964	43,185	624.09
TAIWAN	39,052	120,080	207.49	21,984	58,872	167.79
CHINA	233,554	10,733,760	4495.84	112,440	4,375,219	3791.16
PAPUA NEW GUINEA	593,935	223,706	-62.33	293,311	133,700	-54.42
THAILAND	0	200	-	0	5	-
SINGAPORE	30,205	67,185	122.43	80,586	29,855	-62.95
PHILIPPINES	1,655,176	541,877	-67.26	684,089	227,524	-66.74
MALAYSIA	50,992	33,796	-33.72	80,623	25,810	-67.99
MYANMAR (FORM. BURMA)	155,281	122,560	-21.07	103,217	49,651	-51.9
CAMBODIA	0	21,600	-	0	9,504	-
VIET NAM	2,820,800	3,041,270	7.82	1,235,712	1,208,126	-2.23
MALDIVES	11,972	27,898	133.03	8,889	16,336	83.78
INDIA	21,600	732,937	3293.23	10,398	317,761	2955.98
SRI LANKA	4,457,985	5,018,163	12.57	1,972,453	2,144,443	8.72
IRAQ	32,420,670	27,922,899	-13.87	16,813,239	14,648,541	-12.87
IRAN (ISLAMIC REPUBLIC OF)	397,440	0	-100	200,703	0	-100
SAUDI ARABIA	1,282,259	816,875	-36.29	568,842	369,683	-35.01
KUWAIT	57,250	32,700	-42.88	29,868	23,870	-20.08
OMAN	60,300	40,100	-33.5	28,748	17,684	-38.49
SYRIA ARAB REPUBLIC	245,000	936,000	282.04	122,479	430,560	251.54
TURKEY	100,000	360,000	260	45,000	159,200	253.78
UNITED ARAB EMIRATES	196,691	160,680	-18.31	159,930	76,113	-52.41
QATAR	20,250	40,500	100	9,315	17,618	89.14
BAHRAIN	20,250	20,250	0	9,315	8,647	-7.17
CYPRUS	0	19,500	-	0	8,327	-
EGYPT	1,002,200	601,600	-39.97	434,765	279,424	-35.73
ALGERIA	2,029,840	3,095,200	52.48	933,187	1,394,000	49.38
SUDAN	473,891	306,220	-35.38	214,613	145,482	-32.21
ETHIOPIA	80,000	241,520	201.9	35,400	107,888	204.77
TANZANIA, UNITED REPUBLIC OF	170,999	231,190	35.2	75,492	106,649	41.27
MOZAMBIQUE	71,619	443,699	519.53	33,035	211,164	539.21
EQUATORIAL GUINEA	32,939	0	-100	19,018	0	-100
TOGO	271,605	425,023	56.49	138,501	224,356	61.99
GHANA	950,661	2,355,316	147.76	427,400	1,151,045	169.31
LIBERIA	173,035	168,605	-2.56	94,253	90,630	-3.84
GUINEA	0	17,190	-	0	9,626	-
ANGOLA	2,120,050	1,819,111	-14.19	1,024,839	905,714	-11.62
CONGO	410,858	175,185	-57.36	206,463	89,950	-56.43
CAMEROON	80,000	51,797	-35.25	32,000	29,453	-7.96
NIGERIA	556,478	411,728	-26.01	282,145	186,636	-33.85
SIERRA LEONE	135,219	128,874	-4.69	67,743	61,915	-8.6
GABON	16,498	16,358	-0.85	9,525	9,338	-1.96

TABEL 5. PERKEMBANGAN EKSPOR INDONESIA MENURUT KOMODITI DAN NEGARA TUJUAN

JENIS BARANG	BERAT BERSIH (KG)		PERUB	NILAI FOB (US \$)		PERUB
	JAN-MAR 2005	JAN-MAR 2006	%	JAN-MAR 2005	JAN-MAR 2006	%
	(1)	(2)	(3)	(4)	(5)	(6)
COTE D'IVOIRE	313,800	100,000	-68.13	141,114	44,400	-68.54
MAURITANIA	0	16	-	0	10	-
BENIN	1,575,748	3,554,801	125.59	779,704	1,703,010	118.42
GAMBIA	15,767	31,680	100.93	6,916	17,424	151.94
DJIBOUTI	140,884	318,030	125.74	60,320	150,696	149.83
SAINT HELENA	20,000	0	-100	11,000	0	-100
SAO TOME AND PRINCIPE	126,839	36,400	-71.3	69,704	20,800	-70.16
SOUTH AFRICA	438,424	726,440	65.69	200,486	428,360	113.66
MALAWI	35,840	0	-100	17,640	0	-100
AUSTRALIA	201,070	261,740	30.17	97,576	124,298	27.39
NEW ZEALAND	694,178	761,727	9.73	406,763	432,389	6.3
NEW CALEDONIA	15,000	0	-100	12,915	0	-100
SOLOMON ISLANDS	0	4,472	-	0	4,802	-
TONGA	2,473	0	-100	682	0	-100
EAST TIMOR	27,382	5,885	-78.51	40,963	6,316	-84.58
UNITED STATES	0	68,425	-	0	38,802	-
CANADA	81,600	0	-100	52,224	0	-100
GUYANA	0	19,958	-	0	8,762	-
TRINIDAD AND TOBAGO	0	180,182	-	0	87,945	-
JAMAICA	563,032	887,515	57.63	232,968	377,509	62.04
COSTA RICA	0	20,021	-	0	9,660	-
NETHERLANDS	574	1,515,840	263984	300	511,962	170554
GERMANY, FED. REP. OF	0	14,000	-	0	6,160	-
ITALY	200	0	-100	86	0	-100
SPAIN	0	38,000	-	0	18,240	-
GREECE	0	21,029	-	0	10,498	-
CZECHOSLOVAKIA	645,749	96,750	-85.02	318,215	47,633	-85.03
HUNGARY	49,720	63,600	27.92	16,412	26,584	61.98
POLAND	61,200	0	-100	28,560	0	-100
ROMANIA	511,999	1,247,232	143.6	208,012	553,794	166.23
BULGARIA	0	520,000	-	0	228,800	-
KAZAKHSTAN	42,000	0	-100	20,240	0	-100
UKRAINE	1,423,991	1,324,242	-7	640,993	680,839	6.22
LITHUANIA	42,000	0	-100	20,379	0	-100
SLOVENIA	170,000	130,000	-23.53	81,800	57,600	-29.58
CZECH REPUBLIC	40,500	20,250	-50	17,415	9,518	-45.35
RUSSIA FEDERATION	6,530,717	3,796,960	-41.86	2,788,957	1,669,639	-40.13
-SABUN MANDI DAN CUCI	113,771,497	117,565,251	3.33	82,602,121	84,051,864	1.76
JAPAN	3,469,656	3,274,710	-5.62	3,010,692	3,029,750	0.63
HONG KONG	1,328,645	1,442,585	8.58	1,065,659	1,019,793	-4.3
KOREA, DEMOCRATIC PEOPLE'S REPUBLIC	11,808	0	-100	11,173	0	-100
KOREA, REPUBLIC OF	1,332,393	872,383	-34.53	806,258	880,431	9.2
TAIWAN	1,074,818	1,863,222	73.35	996,309	1,725,929	73.23
CHINA	8,059,205	9,224,938	14.46	4,001,463	4,718,930	17.93
MONGOLIA	659,584	549,778	-16.65	307,880	260,259	-15.47
PAPUA NEW GUINEA	2,621,668	2,289,934	-12.65	1,336,271	1,246,023	-6.75
THAILAND	1,583,599	2,826,189	78.47	1,293,364	1,949,382	50.72
SINGAPORE	5,802,308	6,361,023	9.63	5,541,609	6,491,244	17.14
PHILIPPINES	3,485,758	2,696,033	-22.66	3,225,286	2,395,144	-25.74
MALAYSIA	15,008,105	14,925,561	-0.55	12,317,252	12,196,859	-0.98
MYANMAR (FORM. BURMA)	480,145	261,927	-45.45	270,095	159,266	-41.03
CAMBODIA	13,823	12,097	-12.49	22,659	11,092	-51.05
BRUNEI DARUSSALAM	78,929	144,880	83.56	197,316	264,899	34.25
NEPAL	89,331	0	-100	107,119	0	-100
VIET NAM	850,855	844,552	-0.74	1,320,148	980,198	-25.75
MALDIVES	430,671	382,027	-11.29	343,804	338,553	-1.53
INDIA	6,647,566	3,832,736	-42.34	3,460,111	2,446,301	-29.3
PAKISTAN	2,753,280	705,255	-74.38	1,908,879	746,875	-60.87
BANGLADESH	1,575,818	76,302	-95.16	820,466	59,337	-92.77

TABEL 5. PERKEMBANGAN EKSPOR INDONESIA MENURUT KOMODITI DAN NEGARA TUJUAN

JENIS BARANG	BERAT BERSIH (KG)		PERUB	NILAI FOB (US \$)		PERUB
	JAN-MAR 2005	JAN-MAR 2006	%	JAN-MAR 2005	JAN-MAR 2006	%
	(1)	(2)	(3)	(4)	(5)	(6)
SRI LANKA	195,554	195,410	-0.07	222,943	158,167	-29.05
AFGHANISTAN	55,440	23,374	-57.84	50,081	37,131	-25.86
IRAQ	1,976,736	663,257	-66.45	1,287,266	538,801	-58.14
IRAN (ISLAMIC REPUBLIC OF)	261,774	146,187	-44.16	267,561	160,332	-40.08
SAUDI ARABIA	365,946	440,825	20.46	399,541	467,343	16.97
KUWAIT	25,208	37,209	47.61	26,037	38,994	49.76
JORDAN	16,108	32,934	104.46	17,499	35,918	105.26
LEBANON	161,670	128,673	-20.41	128,991	110,724	-14.16
YEMEN	1,136,866	731,206	-35.68	990,059	643,357	-35.02
OMAN	0	400,000	-	0	163,600	-
SYRIA ARAB REPUBLIC	0	12,627	-	0	10,253	-
TURKEY	14,400	0	-100	57,400	0	-100
UNITED ARAB EMIRATES	2,352,878	2,918,332	24.03	2,733,059	2,006,639	-26.58
QATAR	0	42	-	0	651	-
BAHRAIN	11,520	11,520	0	10,323	11,595	12.32
CYPRUS	14,598	14,774	1.21	18,733	18,003	-3.9
EGYPT	2,669,511	1,936,450	-27.46	1,464,346	1,017,385	-30.52
LIBYAN ARAB JAMAHIRIYA	207,301	426,428	105.7	103,187	867,884	741.08
ALGERIA	3,272,503	1,299,999	-60.28	1,144,312	479,845	-58.07
SUDAN	340,620	265,673	-22	336,240	275,011	-18.21
ERITREA	378,802	44,000	-88.38	197,411	28,160	-85.74
NAMIBIA	95,550	143,969	50.67	89,180	135,702	52.17
ETHIOPIA	2,752,624	5,312,395	92.99	1,254,815	2,583,263	105.87
TANZANIA, UNITED REPUBLIC OF	328,888	984,069	199.21	243,062	715,455	194.35
MADAGASCAR	667,542	771,258	15.54	481,949	583,996	21.17
SOMALIA	0	303,986	-	0	137,897	-
KENYA	831,535	250,273	-69.9	481,077	162,485	-66.22
REUNION	0	82	-	0	199	-
MOZAMBIQUE	1,259,400	1,025,308	-18.59	895,779	796,666	-11.06
EQUATORIAL GUINEA	152,974	211,806	38.46	97,280	152,961	57.24
TOGO	1,151,147	1,547,037	34.39	988,378	1,028,559	4.07
GHANA	2,358,748	2,175,160	-7.78	1,787,874	1,578,844	-11.69
LIBERIA	500,574	552,604	10.39	344,435	372,416	8.12
GUINEA	62,493	172,018	175.26	58,483	95,069	62.56
ANGOLA	3,521,933	7,061,044	100.49	2,667,437	3,985,143	49.4
CONGO	743,777	1,765,393	137.36	420,473	1,033,373	145.76
CAMEROON	500,771	528,684	5.57	351,888	381,136	8.31
NIGERIA	5,533,313	5,992,349	8.3	4,451,545	3,144,131	-29.37
SIERRA LEONE	704,732	380,368	-46.03	693,901	291,263	-58.03
GABON	145,075	252,987	74.38	107,211	172,314	60.72
COTE D'IVOIRE	103,799	34,691	-66.58	71,470	22,536	-68.47
SENEGAL	478,622	569,026	18.89	344,374	320,874	-6.82
MAURITANIA	716,539	631,260	-11.9	513,884	366,612	-28.66
MALI	399,229	365,320	-8.49	283,660	262,171	-7.58
BENIN	3,086,078	4,618,476	49.66	2,835,911	3,945,234	39.12
BURKINA FASO	160,326	336,985	110.19	126,096	291,030	130.8
GUINEA BISSAU	0	126,717	-	0	60,825	-
GAMBIA	19,106	18,407	-3.66	19,127	16,493	-13.77
SEYCHELLES	85,385	132,011	54.61	32,743	80,956	147.25
UGANDA	28,577	46,080	61.25	28,083	44,800	59.53
CENTRAL AFRICAN REPUBLIC	220,108	134,689	-38.81	178,138	100,751	-43.44
NIGER	381,466	65,080	-82.94	450,137	45,158	-89.97
CHAD	11,469	0	-100	8,545	0	-100
DJIBOUTI	4,024,747	3,992,856	-0.79	1,928,644	2,285,451	18.5
SAO TOME AND PRINCIPE	12,096	91,922	659.94	14,070	49,935	254.9
SOUTH AFRICA	789,475	429,088	-45.65	537,754	298,063	-44.57
ZIMBABWE	0	23,909	-	0	23,928	-
ZAMBIA	14,852	0	-100	27,830	0	-100
MALAWI	1,279,548	2,576,250	101.34	416,543	909,786	118.41

TABEL 5. PERKEMBANGAN EKSPOR INDONESIA MENURUT KOMODITI DAN NEGARA TUJUAN

JENIS BARANG	BERAT BERSIH (KG)		PERUB	NILAI FOB (US \$)		PERUB
	JAN-MAR 2005	JAN-MAR 2006	%	JAN-MAR 2005	JAN-MAR 2006	%
	(1)	(2)	(3)	(4)	(5)	(6)
COMOROS	20,750	30,039	44.77	6,225	28,369	355.73
BURUNDI	12,096	0	-100	11,550	0	-100
MAURITIUS	588,109	536,579	-8.76	369,660	293,667	-20.56
RWANDA	0	24,768	-	0	23,865	-
ZAIRE	95,550	12,442	-86.98	89,180	13,230	-85.16
AUSTRALIA	943,988	1,319,708	39.8	956,410	1,381,214	44.42
NEW ZEALAND	144,238	300,878	108.6	166,906	325,096	94.78
MICRONESIA, FEDERATED STATES OF	119,109	35,983	-69.79	86,534	25,649	-70.36
GUAM	5	28	460	13	264	1930.77
PALAU	6,532	3,058	-53.18	5,696	2,440	-57.16
NEW CALEDONIA	412	0	-100	386	0	-100
NORTHERN MARIANA ISLANDS	0	14	-	0	67	-
VANUATU	74,936	82,713	10.38	64,027	57,076	-10.86
COOK ISLANDS	9,360	20,947	123.79	6,826	17,156	151.33
FIJI	1,028,589	1,385,375	34.69	538,475	799,190	48.42
KIRIBATI	82,317	169,190	105.53	66,226	133,752	101.96
MARSHALL ISLANDS	20,000	0	-100	20,300	0	-100
SAMOA	144,176	134,373	-6.8	109,292	100,922	-7.66
SOLOMON ISLANDS	84,126	76,605	-8.94	65,310	111,925	71.37
TONGA	25,315	35,498	40.23	14,670	37,984	158.92
TUVALU	28,893	0	-100	23,848	0	-100
EAST TIMOR	260,080	181,562	-30.19	278,849	177,765	-36.25
UNITED STATES	737,417	490,032	-33.55	582,705	507,975	-12.82
CANADA	3,436	308,739	8885.42	18,280	269,848	1376.19
MEXICO	15,000	15,000	0	27,719	27,604	-0.41
GUATEMALA	76,032	47,808	-37.12	73,090	45,650	-37.54
HONDURAS	24,768	0	-100	22,575	0	-100
PANAMA	376,747	499,522	32.59	329,265	446,987	35.75
SURINAME	84,315	23,103	-72.6	68,833	19,075	-72.29
CHILE	167,402	244,156	45.85	167,700	179,411	6.98
VENEZUELA	0	25,229	-	0	21,900	-
ARGENTINA	0	195	-	0	281	-
COLOMBIA	0	63,415	-	0	65,224	-
BOLIVIA	202,457	126,430	-37.55	174,181	107,885	-38.06
GUYANA	39,917	0	-100	34,650	0	-100
TRINIDAD AND TOBAGO	14,331	87,464	510.31	12,440	92,900	646.78
JAMAICA	468,000	300,000	-35.9	186,616	132,000	-29.27
BELIZE	44	0	-100	144	0	-100
DOMINICAN REPUBLIC	0	37,037	-	0	34,707	-
EL SALVADOR	49,536	0	-100	46,440	0	-100
COSTA RICA	65,146	25,229	-61.27	57,681	21,900	-62.03
HAITI	271,006	852,385	214.53	374,981	1,047,967	179.47
BARBADOS	0	8,251	-	0	11,372	-
CAPE VERDE	0	19,800	-	0	16,830	-
NETHERLANDS ANTILLES	25,229	25,229	0	21,900	21,900	0
GUADELOUPE	0	16	-	0	83	-
UNITED KINGDOM	236,101	108,081	-54.22	291,877	103,582	-64.51
NETHERLANDS	138,281	197,717	42.98	164,779	260,002	57.79
FRANCE	196,732	269,844	37.16	158,247	172,121	8.77
GERMANY, FED. REP. OF	250	9,755	3802	151	11,439	7475.5
BELGIUM	176,728	223,461	26.44	94,881	214,966	126.56
SWITZERLAND	0	319	-	0	1,595	-
DENMARK	4	0	-100	17	0	-100
SWEDEN	183	0	-100	439	0	-100
ITALY	64,029	152,307	137.87	33,002	102,005	209.09
SPAIN	107,026	42,000	-60.76	166,558	67,969	-59.19
PORTUGAL	80,058	68	-99.92	42,095	100	-99.76
GREECE	43,500	21,750	-50	75,980	37,990	-50
CZECHOSLOVAKIA	694,636	1,203,658	73.28	602,287	1,098,587	82.4

TABEL 5. PERKEMBANGAN EKSPOR INDONESIA MENURUT KOMODITI DAN NEGARA TUJUAN

JENIS BARANG	BERAT BERSIH (KG)		PERUB	NILAI FOB (US \$)		PERUB
	JAN-MAR 2005	JAN-MAR 2006	%	JAN-MAR 2005	JAN-MAR 2006	%
	(1)	(2)	(3)	(4)	(5)	(6)
POLAND	423,922	141,285	-66.67	196,547	72,780	-62.97
BULGARIA	62,805	49,053	-21.9	58,856	46,815	-20.46
YUGOSLAVIA	136	0	-100	249	0	-100
UKRAINE	898,500	1,637,324	82.23	407,719	758,336	85.99
MALTA	401,329	0	-100	177,830	0	-100
RUSSIA FEDERATION	15	21,220	141367	446	36,914	8176.68
-BAHAN CELUP ORGANIK SINTETIK	9,594,930	10,365,479	8.03	28,370,111	30,656,460	8.06
JAPAN	881,976	727,466	-17.52	2,990,632	2,527,394	-15.49
HONG KONG	391,113	613,948	56.97	1,157,343	1,897,711	63.97
KOREA, REPUBLIC OF	213,159	251,908	18.18	421,116	762,900	81.16
TAIWAN	344,681	526,188	52.66	898,624	2,215,867	146.58
CHINA	1,207,361	1,430,879	18.51	2,289,021	3,098,468	35.36
THAILAND	222,544	139,081	-37.5	548,055	422,890	-22.84
SINGAPORE	1,925,810	1,503,177	-21.95	8,474,463	7,383,410	-12.87
PHILIPPINES	139,477	67,790	-51.4	51,347	31,229	-39.18
MALAYSIA	163,636	57,689	-64.75	242,127	165,331	-31.72
CAMBODIA	300	21,194	6964.67	100	123,193	123093
BRUNEI DARUSSALAM	27	0	-100	16	0	-100
NEPAL	100,000	50,000	-50	129,034	72,771	-43.6
VIET NAM	114,342	74,199	-35.11	307,280	230,222	-25.08
INDIA	1,369,284	1,456,749	6.39	1,770,910	1,472,451	-16.85
PAKISTAN	197,836	242,312	22.48	169,242	144,400	-14.68
BANGLADESH	302,866	349,418	15.37	505,935	698,948	38.15
SRI LANKA	7,731	6,499	-15.94	27,541	33,892	23.06
IRAN (ISLAMIC REPUBLIC OF)	7,200	10,000	38.89	9,000	12,300	36.67
SAUDI ARABIA	0	5,000	-	0	10,059	-
TURKEY	285,773	205,675	-28.03	954,134	766,024	-19.72
UNITED ARAB EMIRATES	0	1,000	-	0	3,672	-
EGYPT	3,499	800	-77.14	16,600	9,040	-45.54
TANZANIA, UNITED REPUBLIC OF	0	18,601	-	0	27,782	-
NIGERIA	0	12,167	-	0	23,800	-
SOUTH AFRICA	11,706	12,160	3.88	38,755	42,172	8.82
AUSTRALIA	15,168	10,158	-33.03	57,316	45,681	-20.3
NEW ZEALAND	50	0	-100	358	0	-100
NEW CALEDONIA	0	40,000	-	0	48,548	-
FIJI	9	0	-100	1	0	-100
UNITED STATES	338,528	1,391,268	310.98	1,125,286	2,303,765	104.73
CANADA	2,950	90	-96.95	14,347	230	-98.4
MEXICO	101,897	141,622	38.99	282,403	596,209	111.12
CHILE	0	2,999	-	0	9,110	-
ARGENTINA	9,000	18,497	105.52	22,410	54,715	144.15
BRAZIL	181,344	182,726	0.76	684,455	1,006,992	47.12
COLOMBIA	2,400	0	-100	18,781	0	-100
UNITED KINGDOM	61,474	41,390	-32.67	456,180	246,163	-46.04
NETHERLANDS	35,728	7,950	-77.75	141,626	21,802	-84.61
GERMANY, FED. REP. OF	634,005	492,988	-22.24	3,498,876	3,356,904	-4.06
BELGIUM	34,954	8,496	-75.69	195,930	43,810	-77.64
SWITZERLAND	12,073	12,000	-0.6	42,881	45,840	6.9
DENMARK	9,999	0	-100	35,325	0	-100
ITALY	46,373	51,640	11.36	131,258	184,942	40.9
SPAIN	194,664	135,513	-30.39	579,143	430,815	-25.61
POLAND	23,993	44,242	84.4	82,260	85,008	3.34
-PREPARAT PEMBASMI KUMAN, DLL	9,020,971	11,569,446	28.25	18,217,353	25,342,422	39.11
JAPAN	1,039,383	1,609,211	54.82	1,243,930	3,246,423	160.98
HONG KONG	137,082	38,234	-72.11	170,494	83,695	-50.91
KOREA, REPUBLIC OF	239,902	281,856	17.49	630,570	742,118	17.69
TAIWAN	848,267	330,721	-61.01	1,052,260	539,092	-48.77
CHINA	128,328	336,185	161.97	1,100,635	2,246,252	104.09
PAPUA NEW GUINEA	27,393	50,874	85.72	21,171	40,260	90.17

TABEL 5. PERKEMBANGAN EKSPOR INDONESIA MENURUT KOMODITI DAN NEGARA TUJUAN

JENIS BARANG	BERAT BERSIH (KG)		PERUB	NILAI FOB (US \$)		PERUB
	JAN-MAR 2005	JAN-MAR 2006	%	JAN-MAR 2005	JAN-MAR 2006	%
	(1)	(2)	(3)	(4)	(5)	(6)
THAILAND	997,594	1,433,708	43.72	1,828,498	2,874,775	57.22
SINGAPORE	155,335	785,800	405.87	209,559	1,164,031	455.47
PHILIPPINES	424,547	524,443	23.53	1,541,234	1,221,164	-20.77
MALAYSIA	1,145,092	1,142,424	-0.23	4,422,982	2,950,599	-33.29
MYANMAR (FORM. BURMA)	61,440	30,720	-50	35,020	19,046	-45.61
BRUNEI DARUSSALAM	239	387	61.92	982	760	-22.61
VIET NAM	497,933	402,780	-19.11	1,918,969	1,405,934	-26.73
MALDIVES	22,327	14,036	-37.13	24,287	23,454	-3.43
INDIA	63,800	148,299	132.44	42,273	108,891	157.59
PAKISTAN	657,152	765,843	16.54	497,659	867,676	74.35
BANGLADESH	64,297	125,477	95.15	172,271	257,729	49.61
SRI LANKA	158,525	615	-99.61	139,027	2,315	-98.33
SAUDI ARABIA	0	2,869	-	0	45,035	-
JORDAN	454	0	-100	5,257	0	-100
LEBANON	66,720	53,879	-19.25	74,816	54,503	-27.15
YEMEN	1,224	0	-100	6,289	0	-100
OMAN	0	244	-	0	3,992	-
UNITED ARAB EMIRATES	62,308	55,868	-10.34	42,157	37,686	-10.61
ALGERIA	0	20,820	-	0	22,069	-
SUDAN	0	6,754	-	0	37,299	-
ERITREA	1,340	0	-100	3,553	0	-100
TANZANIA, UNITED REPUBLIC OF	0	26,664	-	0	15,720	-
MADAGASCAR	190,906	299,836	57.06	142,458	190,393	33.65
KENYA	21,600	133,366	517.44	12,384	108,999	780.16
REUNION	0	45,749	-	0	21,354	-
MOZAMBIQUE	0	41,760	-	0	27,734	-
EQUATORIAL GUINEA	0	4,130	-	0	11,381	-
TOGO	8,903	62,533	602.38	6,707	43,586	549.86
GHANA	290,439	61,823	-78.71	209,583	43,682	-79.16
GUINEA	0	21,600	-	0	11,344	-
ANGOLA	1,500	0	-100	1,054	0	-100
CONGO	0	21,300	-	0	13,968	-
CAMEROON	0	190	-	0	140	-
GABON	20,500	0	-100	17,625	0	-100
COTE D'IVOIRE	32,724	83,850	156.23	26,637	69,181	159.72
SENEGAL	20,500	0	-100	17,625	0	-100
GAMBIA	1,848	0	-100	8,824	0	-100
UGANDA	86,175	0	-100	51,848	0	-100
NIGER	0	20,160	-	0	12,816	-
SOUTH AFRICA	67,996	167,983	147.05	75,670	179,755	137.55
ZIMBABWE	0	20,798	-	0	22,570	-
MALAWI	0	40,320	-	0	26,496	-
MAURITIUS	67,217	186,584	177.58	78,610	156,805	99.47
VIRGIN ISLANDS (BRITISH)	0	189	-	0	2,924	-
AUSTRALIA	76,852	91,719	19.34	82,247	86,678	5.39
NEW ZEALAND	7,005	0	-100	544,318	0	-100
GUAM	0	2,250	-	0	5,868	-
NEW CALEDONIA	0	15,885	-	0	31,260	-
VANUATU	0	49	-	0	91	-
AMERICAN SAMOA	7,275	14,550	100	10,937	28,286	158.63
COOK ISLANDS	0	4,351	-	0	4,181	-
FIJI	0	62,491	-	0	53,615	-
KIRIBATI	1,125	0	-100	1,347	0	-100
SAMOA	30,660	42,350	38.13	24,162	36,575	51.37
SOLOMON ISLANDS	840	0	-100	768	0	-100
TONGA	0	212	-	0	423	-
EAST TIMOR	15,576	2,114	-86.43	21,731	968	-95.55
UNITED STATES	32,717	17,440	-46.69	25,495	1,218,118	4677.87
MEXICO	145,706	538,768	269.76	177,594	654,447	268.51

TABEL 5. PERKEMBANGAN EKSPOR INDONESIA MENURUT KOMODITI DAN NEGARA TUJUAN

JENIS BARANG	BERAT BERSIH (KG)		PERUB	NILAI FOB (US \$)		PERUB
	JAN-MAR 2005	JAN-MAR 2006	%	JAN-MAR 2005	JAN-MAR 2006	%
	(1)	(2)	(3)	(4)	(5)	(6)
GUATEMALA	54,000	99,065	83.45	52,920	87,084	64.56
HONDURAS	36,000	455,698	1165.83	35,280	372,161	954.88
NICARAGUA	36,000	118,878	230.22	35,280	95,522	170.75
PANAMA	0	20,250	-	0	16,407	-
SURINAME	1,008	1,246	23.61	16,872	21,248	25.94
VENEZUELA	14,220	0	-100	12,704	0	-100
ARGENTINA	0	22,600	-	0	15,510	-
PERU	0	8,595	-	0	98,594	-
TRINIDAD AND TOBAGO	0	27,228	-	0	26,393	-
JAMAICA	75,075	51,453	-31.46	93,202	82,422	-11.57
DOMINICAN REPUBLIC	99,000	0	-100	110,880	0	-100
EL SALVADOR	18,000	138,691	670.51	17,640	115,146	552.76
COSTA RICA	15,120	16,643	10.07	17,337	15,093	-12.94
HAITI	53,415	152,606	185.7	57,318	108,529	89.35
BARBADOS	8,250	18,082	119.18	8,744	20,410	133.42
FRENCH GUIANA	7,619	0	-100	15,798	0	-100
FRENCH POLYNESIA	0	5,159	-	0	4,051	-
MARTINIQUE	7,980	0	-100	10,671	0	-100
UNITED KINGDOM	0	28	-	0	180	-
NETHERLANDS	14,467	0	-100	13,935	0	-100
GERMANY, FED. REP. OF	51,688	12	-99.98	116,864	40	-99.97
BELGIUM	198,000	0	-100	324,720	0	-100
SWITZERLAND	0	122	-	0	4,500	-
DENMARK	17,500	61	-99.65	11,750	96	-99.18
NORWAY	0	7	-	0	32	-
SWEDEN	0	21	-	0	80	-
IRELAND	34,560	84	-99.76	128,376	40	-99.97
ITALY	190,080	119,307	-37.23	254,708	3,047,405	1096.43
SPAIN	0	7	-	0	20	-
GREECE	44,999	39,534	-12.14	70,150	43,513	-37.97
CZECHOSLOVAKIA	78,270	20,160	-74.24	44,434	13,536	-69.54
LATVIA	36,974	60,848	64.57	46,253	80,254	73.51
-DAMAR TIRUAN, BAHAN PLASTIK	262,943,876	300,209,345	14.17	376,186,309	406,069,212	7.94
JAPAN	56,953,961	55,625,918	-2.33	87,586,563	84,350,735	-3.69
HONG KONG	12,997,245	17,492,944	34.59	11,264,614	12,695,955	12.71
KOREA, DEMOCRATIC PEOPLE'S REPUBLIC	12,249	12,870	5.07	13,557	32,256	137.93
KOREA, REPUBLIC OF	4,217,154	4,633,663	9.88	5,009,240	6,014,845	20.08
TAIWAN	2,733,539	4,402,313	61.05	4,914,728	7,771,300	58.12
CHINA	25,755,271	28,064,681	8.97	22,463,440	24,093,726	7.26
PAPUA NEW GUINEA	211,618	188,192	-11.07	524,086	437,264	-16.57
THAILAND	5,845,532	4,018,874	-31.25	11,691,065	11,964,825	2.34
SINGAPORE	16,496,369	19,501,565	18.22	24,608,253	28,155,086	14.41
PHILIPPINES	7,152,898	5,199,312	-27.31	12,325,167	12,190,828	-1.09
MALAYSIA	22,005,695	20,486,302	-6.9	29,120,212	26,292,320	-9.71
MYANMAR (FORM. BURMA)	862,520	854,725	-0.9	710,728	575,654	-19.01
CAMBODIA	102	16,625	16199	892	32,950	3593.95
BRUNEI DARUSSALAM	147,457	88,801	-39.78	229,718	116,770	-49.17
NEPAL	1,450,126	28,541	-98.03	1,725,415	56,715	-96.71
VIET NAM	5,144,658	7,356,784	43	7,597,227	9,980,398	31.37
MALDIVES	54,467	38,898	-28.58	61,925	57,079	-7.83
INDIA	12,692,299	10,921,604	-13.95	14,334,077	9,568,807	-33.24
PAKISTAN	395,747	794,431	100.74	1,070,910	1,858,403	73.53
BANGLADESH	4,266,587	5,661,606	32.7	4,158,271	5,111,601	22.93
SRI LANKA	604,730	2,087,223	245.15	1,199,300	2,303,295	92.05
IRAN (ISLAMIC REPUBLIC OF)	1,140,099	57,980	-94.91	1,156,201	124,943	-89.19
SAUDI ARABIA	848,276	943,619	11.24	2,187,407	2,122,821	-2.95
KUWAIT	106,052	91,630	-13.6	194,605	239,055	22.84
JORDAN	46,540	23,993	-48.45	97,863	52,676	-46.17
LEBANON	282,813	183,030	-35.28	421,668	358,096	-15.08

TABEL 5. PERKEMBANGAN EKSPOR INDONESIA MENURUT KOMODITI DAN NEGARA TUJUAN

JENIS BARANG	BERAT BERSIH (KG)		PERUB	NILAI FOB (US \$)		PERUB
	JAN-MAR 2005	JAN-MAR 2006	%	JAN-MAR 2005	JAN-MAR 2006	%
	(1)	(2)	(3)	(4)	(5)	(6)
YEMEN	196,543	312,992	59.25	293,614	500,494	70.46
OMAN	49,252	51,927	5.43	87,629	98,925	12.89
SYRIA ARAB REPUBLIC	174,432	111,522	-36.07	238,788	192,692	-19.3
TURKEY	6,523,021	12,528,098	92.06	7,034,706	9,793,934	39.22
UNITED ARAB EMIRATES	2,454,109	3,406,983	38.83	3,652,282	5,131,776	40.51
QATAR	9,848	20,521	108.38	25,941	59,289	128.55
BAHRAIN	49,940	29,408	-41.11	67,156	58,585	-12.76
CYPRUS	11,123	13,038	17.22	22,639	26,195	15.71
EGYPT	2,463,691	1,386,247	-43.73	2,962,354	1,533,994	-48.22
LIBYAN ARAB JAMAHIRIYA	70,534	4,175	-94.08	70,193	23,400	-66.66
MOROCCO	26,212	28,102	7.21	47,012	25,028	-46.76
TUNISIA	2,832	20,850	636.23	5,783	42,896	641.76
ALGERIA	4,410	0	-100	25,200	0	-100
SUDAN	64,992	105,488	62.31	155,244	267,543	72.34
NAMIBIA	0	10,413	-	0	23,704	-
ETHIOPIA	170,569	139,840	-18.02	139,897	144,144	3.04
TANZANIA, UNITED REPUBLIC OF	329,405	439,285	33.36	476,395	578,292	21.39
MADAGASCAR	196,147	21,571	-89	227,766	31,907	-85.99
SOMALIA	43,780	0	-100	67,878	0	-100
KENYA	85,469	61,695	-27.82	162,426	203,703	25.41
REUNION	42,309	58,675	38.68	58,507	77,860	33.08
MOZAMBIQUE	47,023	25,108	-46.6	40,573	31,011	-23.57
TOGO	13,267	106,228	700.69	8,697	157,252	1708.12
GHANA	556,926	793,154	42.42	625,846	512,375	-18.13
LIBERIA	47,758	42,020	-12.01	53,438	51,890	-2.9
GUINEA	310,598	1,053,535	239.2	323,364	1,181,905	265.5
ANGOLA	340,612	0	-100	484,993	0	-100
CONGO	49,984	1,201	-97.6	72,474	2,071	-97.14
CAMEROON	91,096	188,998	107.47	145,555	157,677	8.33
NIGERIA	666,057	2,361,200	254.5	1,320,360	3,696,805	179.98
GABON	36,056	18,000	-50.08	17,900	10,800	-39.66
COTE D'IVOIRE	206	11,714	5586.41	251	53,359	21158.6
SENEGAL	4,949	11,991	142.29	9,191	33,301	262.32
MAURITANIA	52,675	3,877	-92.64	75,573	5,465	-92.77
MALI	40,162	42,638	6.17	27,210	28,987	6.53
BENIN	488	46,343	9396.52	321	41,771	12912.8
BURKINA FASO	4,140	7,573	82.92	2,663	5,171	94.18
GUINEA BISSAU	0	119,700	-	0	466,830	-
GAMBIA	28,140	0	-100	37,278	0	-100
U.S. VIRGIN ISLANDS	16	0	-100	83	0	-100
SEYCHELLES	10,766	6,793	-36.9	33,932	16,513	-51.34
UGANDA	193	225	16.58	250	1,440	476
CENTRAL AFRICAN REPUBLIC	11,742	5,110	-56.48	8,109	7,322	-9.71
DJIBOUTI	359,021	83,853	-76.64	374,120	123,351	-67.03
SWAZILAND	78	0	-100	15	0	-100
SOUTH AFRICA	503,478	1,063,618	111.25	909,255	1,453,202	59.82
ZIMBABWE	0	9,180	-	0	9,241	-
ZAMBIA	0	21,000	-	0	26,603	-
MAURITIUS	35,689	865,367	2324.74	67,635	1,016,840	1403.42
RWANDA	0	1,710	-	0	4,664	-
VIRGIN ISLANDS (BRITISH)	0	98	-	0	850	-
AUSTRALIA	13,843,035	21,097,148	52.4	19,883,160	26,983,085	35.71
NEW ZEALAND	2,156,385	3,450,408	60.01	3,270,729	5,531,541	69.12
MICRONESIA, FEDERATED STATES OF	351	0	-100	202	0	-100
GUAM	72	232	222.22	192	1,718	794.79
PALAU	1	5	400	2	73	3550
NEW CALEDONIA	19,871	29,783	49.88	33,901	35,991	6.17
NORTHERN MARIANA ISLANDS	33	18	-45.45	980	260	-73.47
VANUATU	112	665	493.75	184	1,036	463.04

TABEL 5. PERKEMBANGAN EKSPOR INDONESIA MENURUT KOMODITI DAN NEGARA TUJUAN

JENIS BARANG	BERAT BERSIH (KG)		PERUB	NILAI FOB (US \$)		PERUB
	JAN-MAR 2005	JAN-MAR 2006	%	JAN-MAR 2005	JAN-MAR 2006	%
	(1)	(2)	(3)	(4)	(5)	(6)
WALLIS AND FUTUNA ISLANDS	0	1,010	-	0	417	-
COOK ISLANDS	223	0	-100	1,280	0	-100
FIJI	158,382	125,360	-20.85	325,138	407,715	25.4
MARSHALL ISLANDS	0	139	-	0	340	-
SAMOA	0	6,637	-	0	162,510	-
SOLOMON ISLANDS	0	4,082	-	0	1,941	-
TONGA	6,414	0	-100	5,446	0	-100
EAST TIMOR	527,337	844,619	60.17	757,335	1,291,503	70.53
UNITED STATES	26,780,249	37,128,546	38.64	48,407,903	58,979,392	21.84
CANADA	903,397	694,597	-23.11	2,532,824	1,661,283	-34.41
MEXICO	256,431	222,715	-13.15	647,854	590,568	-8.84
GUATEMALA	138,405	54,056	-60.94	131,400	91,307	-30.51
HONDURAS	22,283	23,339	4.74	52,920	40,766	-22.97
NICARAGUA	5,625	0	-100	115,855	0	-100
PANAMA	89,429	22,587	-74.74	176,214	59,418	-66.28
SURINAME	24,600	16,253	-33.93	32,640	102,319	213.48
CHILE	82	60,491	73669.5	450	102,817	22748.2
VENEZUELA	3,667	10,593	188.87	23,773	50,931	114.24
ARGENTINA	5,349	355,012	6536.98	31,047	413,004	1230.25
BRAZIL	88,184	1,622,671	1740.1	144,676	1,971,959	1263.02
COLOMBIA	10,996	101,015	818.65	58,490	283,567	384.81
URUGUAY	21	31,171	148333	277	41,537	14895.3
PARAGUAY	0	10,552	-	0	30,535	-
ECUADOR	5,456	11,069	102.88	15,332	25,083	63.6
PERU	92,160	59,845	-35.06	286,166	225,722	-21.12
TRINIDAD AND TOBAGO	0	750	-	0	2,913	-
JAMAICA	110	0	-100	2,054	0	-100
PUERTO RICO	36,775	24,196	-34.21	63,259	37,999	-39.93
BELIZE	6,886	0	-100	21,081	0	-100
DOMINICAN REPUBLIC	0	7,492	-	0	59,046	-
EL SALVADOR	0	2	-	0	21	-
COSTA RICA	1,714	8,905	419.54	7,248	24,720	241.06
HAITI	26,287	0	-100	57,655	0	-100
ANTIGUA AND BARBUDA	17,509	2,815	-83.92	8,235	20,945	154.34
BERMUDA	72	587	715.28	561	4,098	630.48
CAYMAN ISLANDS	244	0	-100	244	0	-100
FRENCH GUIANA	0	83	-	0	45	-
FRENCH POLYNESIA	1,857	1,120	-39.69	5,510	2,574	-53.28
MARTINIQUE	1,810	1,173	-35.19	4,499	1,572	-65.06
NETHERLANDS ANTILLES	12,947	7,528	-41.86	19,973	5,838	-70.77
GUADELOUPE	5,658	1,027	-81.85	9,278	2,982	-67.86
UNITED KINGDOM	2,848,208	6,292,304	120.92	5,331,101	9,254,882	73.6
NETHERLANDS	1,107,482	2,204,668	99.07	2,295,594	5,318,605	131.69
FRANCE	693,440	680,329	-1.89	2,172,294	2,834,533	30.49
GERMANY, FED. REP. OF	1,475,186	813,438	-44.86	3,113,857	2,115,972	-32.05
AUSTRIA	10,111	36,890	264.85	46,245	65,236	41.07
BELGIUM	2,109,055	613,957	-70.89	5,839,636	994,088	-82.98
SWITZERLAND	35,782	802,371	2142.39	71,273	882,099	1137.63
LUXEMBOURG	0	496	-	0	360	-
DENMARK	44,101	53,253	20.75	101,195	175,836	73.76
NORWAY	13,986	21,451	53.37	24,734	47,749	93.05
SWEDEN	5,989	49,320	723.51	64,772	196,551	203.45
FINLAND	158,603	106,756	-32.69	255,678	165,580	-35.24
IRELAND	148,412	241,815	62.93	291,400	449,226	54.16
ITALY	1,141,240	351,937	-69.16	2,003,482	917,532	-54.2
SPAIN	490,517	674,516	37.51	1,372,711	1,841,967	34.18
PORTUGAL	43,371	1,247,278	2775.83	149,890	1,379,678	820.46
ICELAND	405,616	88,000	-78.3	539,449	102,201	-81.05
GREECE	243,881	309,713	26.99	667,520	770,878	15.48

TABEL 5. PERKEMBANGAN EKSPOR INDONESIA MENURUT KOMODITI DAN NEGARA TUJUAN

JENIS BARANG	BERAT BERSIH (KG)		PERUB	NILAI FOB (US \$)		PERUB
	JAN-MAR 2005	JAN-MAR 2006	%	JAN-MAR 2005	JAN-MAR 2006	%
	(1)	(2)	(3)	(4)	(5)	(6)
LIECHTENSTEIN	27	0	-100	2,322	0	-100
CZECHOSLOVAKIA	203,822	46,753	-77.06	262,251	78,289	-70.15
HUNGARY	3,046	49,862	1536.97	6,952	100,957	1352.2
POLAND	908,833	115,750	-87.26	1,314,244	346,954	-73.6
ROMANIA	2,639,003	914,964	-65.33	3,047,448	1,087,570	-64.31
BULGARIA	520,470	514	-99.9	644,943	3,134	-99.51
YUGOSLAVIA	504,000	0	-100	635,040	0	-100
ARMENIA	0	21,528	-	0	55,195	-
KAZAKHSTAN	51	0	-100	861	0	-100
UKRAINE	1,952,146	1,051,038	-46.16	2,188,485	1,131,368	-48.3
LATVIA	23,439	16,000	-31.74	55,675	23,280	-58.19
ESTONIA	553	0	-100	1,080	0	-100
GEORGIA	0	44,022	-	0	49,267	-
CROATIA	1,230,008	2,717	-99.78	1,132,983	11,881	-98.95
MALTA	519	364	-29.87	4,844	4,653	-3.94
SLOVAKIA	281	1,634	481.49	1,114	5,912	430.7
SLOVENIA	0	1,922	-	0	2,630	-
CZECH REPUBLIC	6,349	13,593	114.1	20,700	53,253	157.26
FAEROE ISLANDS	11,799	0	-100	9,781	0	-100
RUSSIA FEDERATION	110,389	2,882,708	2511.41	253,160	1,881,345	643.14
-BAHAN KERTAS	465,047,369	431,353,826	-7.25	160,073,524	164,220,234	2.59
JAPAN	17,571,593	16,650,910	-5.24	7,250,070	7,358,125	1.49
KOREA, REPUBLIC OF	135,741,292	90,262,478	-33.5	45,661,502	33,978,920	-25.59
TAIWAN	16,443,142	11,913,398	-27.55	6,140,405	4,351,721	-29.13
CHINA	182,973,836	209,353,687	14.42	62,896,447	79,408,343	26.25
THAILAND	1,496,433	1,994,937	33.31	520,768	851,828	63.57
SINGAPORE	208,471	184	-99.91	76,826	378	-99.51
PHILIPPINES	2,499,400	0	-100	842,293	0	-100
MALAYSIA	5,989,901	0	-100	2,390,593	0	-100
VIET NAM	17,915,267	10,208,567	-43.02	6,027,324	3,486,842	-42.15
INDIA	10,356,586	21,991,204	112.34	3,269,346	9,343,624	185.79
PAKISTAN	0	200,000	-	0	48,465	-
BANGLADESH	1,040,680	8,015,636	670.23	376,955	2,633,183	598.54
IRAN (ISLAMIC REPUBLIC OF)	0	440,000	-	0	129,182	-
SAUDI ARABIA	0	4,500,000	-	0	1,419,845	-
KUWAIT	2,008,275	3,498,322	74.2	843,776	1,341,974	59.04
JORDAN	0	103,269	-	0	439,862	-
UNITED ARAB EMIRATES	2,609,673	888,843	-65.94	1,047,343	317,143	-69.72
DJIBOUTI	0	1,140,000	-	0	405,113	-
AUSTRALIA	1,990,500	2	-100	658,855	11	-100
UNITED STATES	0	300	-	0	50	-
CANADA	0	98	-	0	199	-
ARGENTINA	0	500,000	-	0	149,570	-
NETHERLANDS	13,892,185	5,014,219	-63.91	4,185,812	2,022,417	-51.68
FRANCE	17,846,703	19,950,981	11.79	5,847,288	7,645,876	30.76
GERMANY, FED. REP. OF	10,690,948	0	-100	4,503,478	0	-100
ITALY	23,772,484	22,238,225	-6.45	7,534,443	8,005,579	6.25
BULGARIA	0	2,488,566	-	0	881,984	-
-ALAS KAKI (KULIT, KARET DAN KANVAS)	26,757,824	28,282,012	5.7	361,765,387	399,381,286	10.4
JAPAN	2,269,561	2,349,120	3.51	24,781,874	28,126,797	13.5
HONG KONG	198,325	215,016	8.42	2,559,512	3,148,337	23.01
KOREA, REPUBLIC OF	305,149	626,967	105.46	4,737,471	7,294,351	53.97
TAIWAN	328,580	327,099	-0.45	2,525,306	3,228,774	27.86
CHINA	228,277	316,901	38.82	3,690,802	5,233,276	41.79
PAPUA NEW GUINEA	38,746	16,903	-56.37	134,167	159,411	18.82
THAILAND	135,443	163,639	20.82	1,569,857	1,856,938	18.29
SINGAPORE	414,788	968,147	133.41	5,925,379	11,017,089	85.93
PHILIPPINES	108,878	159,518	46.51	889,175	1,236,475	39.06
MALAYSIA	564,377	350,987	-37.81	4,788,082	3,554,240	-25.77

TABEL 5. PERKEMBANGAN EKSPOR INDONESIA MENURUT KOMODITI DAN NEGARA TUJUAN

JENIS BARANG	BERAT BERSIH (KG)		PERUB	NILAI FOB (US \$)		PERUB
	JAN-MAR 2005	JAN-MAR 2006	%	JAN-MAR 2005	JAN-MAR 2006	%
	(1)	(2)	(3)	(4)	(5)	(6)
MYANMAR (FORM. BURMA)	16	4,146	25812.5	324	9,750	2909.26
BRUNEI DARUSSALAM	7,647	10,085	31.88	45,874	41,391	-9.77
NEPAL	480	863	79.79	5,854	7,638	30.47
VIET NAM	48,411	52,646	8.75	763,105	402,946	-47.2
MALDIVES	73,614	96,868	31.59	113,885	146,450	28.59
INDIA	47,700	63,690	33.52	640,630	948,901	48.12
PAKISTAN	5,035	2,190	-56.5	48,179	21,900	-54.54
BANGLADESH	9,010	1,112	-87.66	70,204	1,636	-97.67
SRI LANKA	38,496	2,437	-93.67	277,961	5,012	-98.2
SAUDI ARABIA	17,509	61,719	252.5	110,549	194,908	76.31
KUWAIT	10,012	7,368	-26.41	87,849	34,342	-60.91
JORDAN	5,397	1,194	-77.88	13,069	17,187	31.51
P. DEM.REP. OF YEMEN	0	1,823	-	0	45,033	-
LEBANON	7,442	2,402	-67.72	48,347	39,271	-18.77
YEMEN	3,697	0	-100	45,621	0	-100
OMAN	0	36	-	0	468	-
SYRIA ARAB REPUBLIC	225	0	-100	1,350	0	-100
TURKEY	133,193	111,842	-16.03	1,030,187	1,539,490	49.44
UNITED ARAB EMIRATES	116,033	117,154	0.97	1,402,724	1,430,974	2.01
CYPRUS	8,916	2,963	-66.77	115,421	57,436	-50.24
EGYPT	19,579	10,382	-46.97	234,994	132,723	-43.52
MOROCCO	476	2,119	345.17	7,716	7,608	-1.4
TUNISIA	226	0	-100	2,143	0	-100
ALGERIA	0	1,747	-	0	4,540	-
TANZANIA, UNITED REPUBLIC OF	37,889	1,976	-94.78	126,527	2,593	-97.95
MADAGASCAR	30,091	20,176	-32.95	91,875	37,463	-59.22
KENYA	0	685	-	0	769	-
REUNION	17,214	3,484	-79.76	14,896	28,693	92.62
MOZAMBIQUE	29,794	113	-99.62	66,936	428	-99.36
TOGO	1,978	13,360	575.43	648	23,800	3572.84
GHANA	9,970	3,740	-62.49	108,155	3,000	-97.23
LIBERIA	17,119	59,218	245.92	32,000	60,000	87.5
GUINEA	0	18,083	-	0	31,500	-
ANGOLA	8,000	3,130	-60.88	4,212	4,525	7.43
CONGO	56,000	68,000	21.43	88,500	102,187	15.47
CAMEROON	0	2	-	0	43	-
NIGERIA	38,442	0	-100	32,276	0	-100
GABON	11,585	2,330	-79.89	13,920	3,225	-76.83
SENEGAL	22,000	0	-100	30,000	0	-100
MAURITANIA	0	818	-	0	4,272	-
U.S. VIRGIN ISLANDS	11	0	-100	59	0	-100
SEYCHELLES	1,241	330	-73.41	5,265	1,405	-73.31
UGANDA	1	137	13600	41	3	-92.68
SAO TOME AND PRINCIPE	8,472	0	-100	8,000	0	-100
SOUTH AFRICA	168,069	185,178	10.18	2,018,946	2,341,126	15.96
COMOROS	304	0	-100	2,345	0	-100
MAURITIUS	23,244	10,475	-54.93	102,172	38,934	-61.89
VIRGIN ISLANDS (BRITISH)	823	702	-14.7	8,955	16,361	82.7
AUSTRALIA	306,396	289,041	-5.66	4,934,902	4,398,674	-10.87
NEW ZEALAND	57,159	49,069	-14.15	661,569	776,466	17.37
GUAM	0	40	-	0	1,342	-
NEW CALEDONIA	287	1,164	305.57	664	10,068	1416.27
NORTHERN MARIANA ISLANDS	627	0	-100	815	0	-100
SAINT VINCENT AND THE GRENADINES	1,410	40	-97.16	15,288	294	-98.08
VANUATU	105	284	170.48	172	601	249.42
FIJI	454	18	-96.04	2,613	53	-97.97
TONGA	1,205	0	-100	639	0	-100
EAST TIMOR	61,682	14,478	-76.53	52,198	35,023	-32.9
UNITED STATES	8,958,515	7,953,520	-11.22	128,231,482	121,018,646	-5.62

TABEL 5. PERKEMBANGAN EKSPOR INDONESIA MENURUT KOMODITI DAN NEGARA TUJUAN

JENIS BARANG	BERAT BERSIH (KG)		PERUB	NILAI FOB (US \$)		PERUB
	JAN-MAR 2005	JAN-MAR 2006	%	JAN-MAR 2005	JAN-MAR 2006	%
	(1)	(2)	(3)	(4)	(5)	(6)
CANADA	441,232	399,496	-9.46	5,570,952	4,995,773	-10.32
MEXICO	549,520	599,779	9.15	5,171,256	5,998,040	15.99
GUATEMALA	1,195	0	-100	12,480	0	-100
PANAMA	179,019	215,663	20.47	2,425,525	2,920,152	20.39
CUBA	6,751	0	-100	69,169	0	-100
SURINAME	0	775	-	0	3,002	-
CHILE	115,479	99,567	-13.78	1,385,414	1,597,504	15.31
VENEZUELA	11,099	534	-95.19	130,008	6,105	-95.3
ARGENTINA	49,845	109,555	119.79	624,909	1,519,929	143.22
BRAZIL	52,703	69,958	32.74	831,857	978,659	17.65
COLOMBIA	8,646	8,797	1.75	112,704	149,333	32.5
URUGUAY	6,539	11,846	81.16	98,055	191,680	95.48
ECUADOR	20,469	25,323	23.71	232,689	352,001	51.28
PERU	11,364	11,636	2.39	140,056	224,668	60.41
BAHAMAS	0	48	-	0	982	-
JAMAICA	32	0	-100	842	0	-100
PUERTO RICO	410	816	99.02	3,531	9,164	159.53
DOMINICAN REPUBLIC	9,470	1,486	-84.31	93,765	19,512	-79.19
EL SALVADOR	27,277	56	-99.79	338,387	1,067	-99.68
COSTA RICA	1,141	121	-89.4	4,713	267	-94.33
BERMUDA	0	424	-	0	2,962	-
FRENCH POLYNESIA	116	1,256	982.76	939	5,307	465.18
MARTINIQUE	641	327	-48.99	1,447	1,051	-27.37
NETHERLANDS ANTILLES	434	1,266	191.71	6,073	19,702	224.42
SAINT LUCIA	1,705	0	-100	6,835	0	-100
GADELOUPE	1,050	0	-100	1,770	0	-100
SAINT KITTS AND NEVIS	0	75	-	0	133	-
UNITED KINGDOM	2,643,181	2,973,951	12.51	35,252,170	39,520,209	12.11
NETHERLANDS	1,363,737	1,800,769	32.05	19,570,521	27,449,127	40.26
FRANCE	647,924	516,152	-20.34	8,568,180	7,468,587	-12.83
GERMANY, FED. REP. OF	1,345,883	1,700,327	26.34	20,490,012	29,230,923	42.66
AUSTRIA	31,739	23,363	-26.39	447,812	269,829	-39.75
BELGIUM	1,618,608	1,561,176	-3.55	25,898,057	25,939,278	0.16
SWITZERLAND	38,404	29,646	-22.8	431,518	361,054	-16.33
DENMARK	137,415	143,067	4.11	1,442,214	2,352,902	63.15
NORWAY	49,394	40,220	-18.57	745,197	658,204	-11.67
SWEDEN	103,810	257,218	147.78	1,712,928	4,351,491	154.04
FINLAND	29,066	17,209	-40.79	657,476	286,460	-56.43
IRELAND	74,253	71,589	-3.59	637,323	785,909	23.31
ITALY	1,152,041	1,535,255	33.26	13,248,531	17,928,863	35.33
SPAIN	458,236	753,690	64.48	5,361,707	8,610,112	60.59
PORTUGAL	147,383	75,822	-48.55	5,854,031	2,427,244	-58.54
GREECE	120,223	103,547	-13.87	1,562,932	1,260,240	-19.37
LIECHTENSTEIN	8	0	-100	117	0	-100
HUNGARY	22,127	7,111	-67.86	262,742	111,745	-57.47
POLAND	11,699	30,791	163.19	124,470	416,739	234.81
ROMANIA	0	2,443	-	0	42,204	-
BULGARIA	1,530	6,258	309.02	18,645	55,585	198.12
YUGOSLAVIA	791	5,004	532.62	10,937	34,232	212.99
UKRAINE	2,719	5,584	105.37	39,633	86,016	117.03
UZBEKISTAN	1	0	-100	6	0	-100
LITHUANIA	2,106	0	-100	39,237	0	-100
LATVIA	0	1,966	-	0	56,291	-
ESTONIA	1,586	432	-72.76	26,787	5,256	-80.38
CROATIA	18,857	7,609	-59.65	239,167	111,217	-53.5
MALTA	2,593	0	-100	4,182	0	-100
SLOVAKIA	146,747	221,989	51.27	7,640,442	10,483,566	37.21
SLOVENIA	4,931	7,138	44.76	59,043	105,210	78.19
CZECH REPUBLIC	9,222	10,453	13.35	139,831	187,036	33.76

TABEL 5. PERKEMBANGAN EKSPOR INDONESIA MENURUT KOMODITI DAN NEGARA TUJUAN

JENIS BARANG	BERAT BERSIH (KG)		PERUB	NILAI FOB (US \$)		PERUB
	JAN-MAR 2005	JAN-MAR 2006	%	JAN-MAR 2005	JAN-MAR 2006	%
	(1)	(2)	(3)	(4)	(5)	(6)
RUSSIA FEDERATION	60,148	64,755	7.66	692,482	901,978	30.25
-PRODUK KERAMIK	150,922,281	140,496,697	-6.91	66,542,931	69,890,420	5.03
JAPAN	2,276,240	2,415,029	6.1	5,048,473	6,698,138	32.68
HONG KONG	204,799	120,376	-41.22	335,152	398,453	18.89
KOREA, REPUBLIC OF	7,531,540	8,498,810	12.84	2,154,938	4,306,749	99.85
TAIWAN	5,529,773	9,268,145	67.6	5,861,124	2,706,718	-53.82
CHINA	133,315	118,874	-10.83	155,048	183,966	18.65
PAPUA NEW GUINEA	211,623	65,222	-69.18	40,335	12,019	-70.2
THAILAND	8,772,265	8,126,974	-7.36	2,087,958	2,144,852	2.72
SINGAPORE	15,254,779	1,356,049	-91.11	2,324,793	1,082,129	-53.45
PHILIPPINES	1,132,995	2,004,922	76.96	397,556	583,660	46.81
MALAYSIA	16,003,621	11,477,462	-28.28	3,445,658	2,355,088	-31.65
MYANMAR (FORM. BURMA)	270,238	303,526	12.32	69,769	48,592	-30.35
CAMBODIA	398,122	417,569	4.88	89,765	82,109	-8.53
BRUNEI DARUSSALAM	675,911	303,080	-55.16	208,552	105,163	-49.57
LAO PEOPLE'S DEMOCRATIC REPUBLIC	86,914	111,844	28.68	24,850	38,369	54.4
VIET NAM	90,226	244,311	170.78	39,367	72,187	83.37
MALDIVES	184,850	102,248	-44.69	70,642	80,649	14.17
INDIA	506,138	374,457	-26.02	390,923	477,253	22.08
PAKISTAN	3,590,807	1,880,155	-47.64	633,724	336,897	-46.84
BANGLADESH	18,265	108,679	495.01	36,000	100,604	179.46
SRI LANKA	1,365,319	3,282,122	140.39	293,833	652,881	122.19
AFGHANISTAN	0	24,320	-	0	21,615	-
IRAN (ISLAMIC REPUBLIC OF)	874	187	-78.6	11,588	1,288	-88.89
SAUDI ARABIA	3,624,993	8,068,839	122.59	608,791	1,208,549	98.52
KUWAIT	2,864,977	282,296	-90.15	579,565	79,551	-86.27
JORDAN	306,809	105,638	-65.57	50,114	26,837	-46.45
LEBANON	2,105	1,669	-20.71	1,829	2,443	33.57
YEMEN	124,900	52,243	-58.17	29,426	28,753	-2.29
OMAN	680	15	-97.79	4,906	438	-91.07
TURKEY	632,692	1,679,487	165.45	324,370	673,007	107.48
UNITED ARAB EMIRATES	1,847,101	1,199,943	-35.04	810,507	920,672	13.59
QATAR	351,182	353,785	0.74	103,119	246,986	139.52
BAHRAIN	52,212	353,050	576.19	14,454	104,430	622.5
CYPRUS	64,529	9,654	-85.04	24,860	2,612	-89.49
EGYPT	170,233	274,097	61.01	155,330	165,620	6.62
MOROCCO	0	2,596	-	0	4,626	-
TUNISIA	524	3,427	554.01	1,320	4,640	251.52
SUDAN	0	1,100	-	0	250	-
ETHIOPIA	28	50	78.57	25	390	1460
TANZANIA, UNITED REPUBLIC OF	70,656	156	-99.78	7,387	601	-91.86
MADAGASCAR	82	279	240.24	217	155	-28.57
KENYA	1	26,208	2620700	10	4,583	45730
REUNION	288,601	530,942	83.97	679,385	99,108	-85.41
MOZAMBIQUE	2,289	42,122	1740.19	1,905	7,493	293.33
TOGO	4,274	0	-100	1,400	0	-100
GHANA	11,076	0	-100	6,000	0	-100
GUINEA	100	265	165	87	721	728.74
ANGOLA	80,176	104,822	30.74	29,460	17,552	-40.42
NIGERIA	218,555	116,848	-46.54	26,249	43,255	64.79
GABON	5,308	5,168	-2.64	6,151	7,242	17.74
COTE D'IVOIRE	2,822	0	-100	1,773	0	-100
SENEGAL	0	4,079	-	0	5,075	-
BENIN	0	174	-	0	1,260	-
SEYCHELLES	141	2,403	1604.26	1,062	7,884	642.37
UGANDA	0	183	-	0	4	-
SAO TOME AND PRINCIPE	7,625	0	-100	7,200	0	-100
SOUTH AFRICA	2,131,550	2,210,969	3.73	1,399,695	3,175,266	126.85
MAURITIUS	1,054,105	928,540	-11.91	187,191	172,618	-7.79

TABEL 5. PERKEMBANGAN EKSPOR INDONESIA MENURUT KOMODITI DAN NEGARA TUJUAN

JENIS BARANG	BERAT BERSIH (KG)		PERUB	NILAI FOB (US \$)		PERUB
	JAN-MAR 2005	JAN-MAR 2006	%	JAN-MAR 2005	JAN-MAR 2006	%
	(1)	(2)	(3)	(4)	(5)	(6)
AUSTRALIA	10,165,301	10,143,154	-0.22	4,208,915	3,760,573	-10.65
NEW ZEALAND	907,701	693,032	-23.65	404,964	323,763	-20.05
GUAM	525	90,734	17182.7	2,230	30,785	1280.49
PALAU	0	72	-	0	273	-
NEW CALEDONIA	5,312	3,135	-40.98	13,397	6,001	-55.21
NORTHERN MARIANA ISLANDS	737	2,633	257.26	952	4,561	379.1
SAINT VINCENT AND THE GRENADINES	0	80	-	0	777	-
VANUATU	0	190,444	-	0	70,256	-
AMERICAN SAMOA	24,480	0	-100	4,968	0	-100
COOK ISLANDS	46,982	17,766	-62.19	11,445	4,641	-59.45
FIJI	481,323	344,322	-28.46	188,453	104,380	-44.61
MARSHALL ISLANDS	0	3,758	-	0	708	-
TONGA	4,133	18,531	348.37	3,014	5,477	81.72
EAST TIMOR	50,609	521,422	930.3	15,735	121,381	671.41
UNITED STATES	40,651,755	41,511,007	2.11	19,111,235	21,083,502	10.32
CANADA	3,275,246	3,479,091	6.22	2,063,514	1,800,577	-12.74
MEXICO	270,108	223,227	-17.36	237,695	274,123	15.33
GUATEMALA	300,497	232,150	-22.74	54,282	45,155	-16.81
PANAMA	331,009	201,057	-39.26	69,435	42,322	-39.05
CUBA	10,610	0	-100	45,719	0	-100
CHILE	332,498	282,173	-15.14	109,914	98,698	-10.2
VENEZUELA	39,057	7,819	-79.98	17,999	15,553	-13.59
ARGENTINA	14,911	19,655	31.82	14,983	12,099	-19.25
BRAZIL	5,851	1,902	-67.49	12,489	3,268	-73.83
COLOMBIA	52,840	3,861	-92.69	12,135	3,507	-71.1
ECUADOR	174,288	24,147	-86.15	36,155	6,670	-81.55
PERU	161,504	23,729	-85.31	43,954	7,808	-82.24
TRINIDAD AND TOBAGO	128,177	49,110	-61.69	32,734	16,152	-50.66
BAHAMAS	0	4,546	-	0	54,275	-
JAMAICA	260,886	453,234	73.73	65,930	94,372	43.14
PUERTO RICO	1,052,763	225,560	-78.57	240,880	102,026	-57.64
BELIZE	1,470	35	-97.62	1,554	209	-86.55
DOMINICAN REPUBLIC	6,212	639	-89.71	12,278	382	-96.89
EL SALVADOR	0	171	-	0	350	-
COSTA RICA	56,575	5,045	-91.08	26,038	4,357	-83.27
BARBADOS	0	11	-	0	10	-
ANTIGUA AND BARBUDA	386	0	-100	388	0	-100
ANGUILLA	1,370	0	-100	1,654	0	-100
ARUBA	2,161	7,574	250.49	3,326	14,826	345.76
BERMUDA	18	223	1138.89	144	1,558	981.94
CAYMAN ISLANDS	145	0	-100	158	0	-100
DOMINICA	986	0	-100	2,542	0	-100
FRENCH GUIANA	0	1,007	-	0	541	-
FRENCH POLYNESIA	233,618	42,575	-81.78	23,388	91,422	290.89
GRENADA	0	25,212	-	0	6,258	-
MARTINIQUE	26	867	3234.62	46	1,742	3686.96
NETHERLANDS ANTILLES	0	538	-	0	877	-
NORFOLK ISLANDS	0	509	-	0	706	-
SAINT LUCIA	0	24,370	-	0	5,193	-
TURKS AND CAICOS ISLANDS	0	4,469	-	0	1,283	-
GUADELOUPE	0	1,373	-	0	1,681	-
UNITED KINGDOM	1,290,877	1,830,062	41.77	2,519,936	3,138,987	24.57
NETHERLANDS	798,110	650,305	-18.52	732,359	442,829	-39.53
FRANCE	435,911	889,493	104.05	633,900	948,808	49.68
GERMANY, FED. REP. OF	340,163	397,345	16.81	763,360	677,693	-11.22
AUSTRIA	4,814	1,000	-79.23	15,563	10,060	-35.36
BELGIUM	647,936	543,614	-16.1	1,065,171	792,779	-25.57
SWITZERLAND	3,539	45,621	1189.09	7,678	133,794	1642.56
DENMARK	57,389	90,257	57.27	33,810	49,090	45.19

TABEL 5. PERKEMBANGAN EKSPOR INDONESIA MENURUT KOMODITI DAN NEGARA TUJUAN

JENIS BARANG	BERAT BERSIH (KG)		PERUB	NILAI FOB (US \$)		PERUB
	JAN-MAR 2005	JAN-MAR 2006	%	JAN-MAR 2005	JAN-MAR 2006	%
	(1)	(2)	(3)	(4)	(5)	(6)
NORWAY	1,054,184	613,876	-41.77	258,018	218,889	-15.17
SWEDEN	229,288	361,930	57.85	361,441	133,221	-63.14
FINLAND	15,285	61,358	301.43	89,853	457,527	409.2
IRELAND	97,571	112,102	14.89	58,645	161,842	175.97
ITALY	3,726,428	4,178,656	12.14	2,069,561	2,923,821	41.28
SPAIN	647,033	333,341	-48.48	593,823	514,238	-13.4
PORTUGAL	3,287	38,055	1057.74	6,174	55,839	804.42
ICELAND	32,500	0	-100	33,077	0	-100
GREECE	1,656,216	1,308,406	-21	444,415	278,360	-37.36
HUNGARY	1,740	3,233	85.8	2,324	4,759	104.78
POLAND	9,841	8,977	-8.78	16,632	9,110	-45.23
ROMANIA	7,069	38,017	437.8	8,042	97,182	1108.43
BULGARIA	119	1,076	804.2	420	775	84.52
YUGOSLAVIA	772	21,187	2644.43	1,490	4,553	205.57
KAZAKHSTAN	0	3	-	0	67	-
UKRAINE	1,666,865	1,664,889	-0.12	512,204	539,123	5.26
UZBEKISTAN	1	0	-100	7	0	-100
LITHUANIA	0	199	-	0	915	-
LATVIA	0	11,165	-	0	24,020	-
ESTONIA	0	101,758	-	0	20,891	-
GEORGIA	0	47	-	0	226	-
CROATIA	24,503	1,589	-93.52	6,166	4,145	-32.78
MALTA	16,186	42,315	161.43	24,060	12,662	-47.37
SLOVAKIA	0	153,824	-	0	57,011	-
SLOVENIA	936	6,690	614.74	1,262	26,229	1978.37
CZECH REPUBLIC	1,608	5,177	221.95	910	2,069	127.36
RUSSIA FEDERATION	941,100	1,129,753	20.05	404,152	421,828	4.37
-EMAS BATANGAN	5,899	9,996	69.45	66,410,748	137,201,973	106.6
JAPAN	344	1,704	395.35	5,021	224,189	4365.03
HONG KONG	879	0	-100	12,148,184	0	-100
THAILAND	1,271	0	-100	17,427,398	0	-100
SINGAPORE	400	3,444	761	5,541,007	59,760,464	978.51
MALAYSIA	0	912	-	0	16,442,363	-
AUSTRALIA	3,005	2,572	-14.41	31,289,138	44,892,118	43.48
SWITZERLAND	0	1,364	-	0	15,882,839	-
-PESAWAT UDARA DAN BAGIANNYA	782,816	1,604,287	104.94	21,085,802	87,703,066	315.93
JAPAN	9,997	1,831	-81.68	623,966	639,903	2.55
HONG KONG	32,653	1,413	-95.67	1,359,199	310,092	-77.19
KOREA, REPUBLIC OF	573	591	3.14	523,369	263,235	-49.7
TAIWAN	182	3	-98.35	300	100	-66.67
CHINA	0	157,775	-	0	1,147,135	-
MACAU	2,500	0	-100	350,000	0	-100
PAPUA NEW GUINEA	24	1,288	5266.67	12,950	51,500	297.68
THAILAND	18,917	28,443	50.36	1,417,579	818,462	-42.26
SINGAPORE	25,297	180,386	613.07	3,241,519	20,940,639	546.01
PHILIPPINES	109	568	421.1	31,132	455,133	1361.95
MALAYSIA	4,425	94,875	2044.07	503,070	40,067,661	7864.63
BRUNEI DARUSSALAM	179	152	-15.08	48,876	29,731	-39.17
VIET NAM	0	21,370	-	0	501,150	-
INDIA	56	7,600	13471.4	16,000	500,000	3025
PAKISTAN	65	698	973.85	22,576	70,662	213
BANGLADESH	4,330	0	-100	1,260,000	0	-100
SRI LANKA	0	45	-	0	100	-
IRAN (ISLAMIC REPUBLIC OF)	0	874	-	0	30,000	-
SAUDI ARABIA	0	25	-	0	1	-
JORDAN	0	125	-	0	5,000	-
TURKEY	25	11	-56	40,628	118,317	191.22
UNITED ARAB EMIRATES	2,744	137,293	4903.39	340,447	811,902	138.48
LIBYAN ARAB JAMAHIRIYA	0	150,000	-	0	2,000,000	-

TABEL 5. PERKEMBANGAN EKSPOR INDONESIA MENURUT KOMODITI DAN NEGARA TUJUAN

JENIS BARANG	BERAT BERSIH (KG)		PERUB	NILAI FOB (US \$)		PERUB
	JAN-MAR 2005	JAN-MAR 2006	%	JAN-MAR 2005	JAN-MAR 2006	%
	(1)	(2)	(3)	(4)	(5)	(6)
KENYA	5	87	1640	330	2,900	778.79
SOUTH AFRICA	5	100,024	2000380	2,750	1,003,000	36372.7
AUSTRALIA	954	216,383	22581.7	45,592	2,099,361	4504.67
NEW ZEALAND	31,250	25	-99.92	2,880	371	-87.12
EAST TIMOR	4	0	-100	3	0	-100
UNITED STATES	221,482	257,394	16.21	2,002,885	4,573,834	128.36
CANADA	0	184	-	0	54,800	-
FRENCH POLYNESIA	19	0	-100	1,579	0	-100
UNITED KINGDOM	194,841	160,269	-17.74	6,276,151	5,871,485	-6.45
NETHERLANDS	9,550	11,851	24.09	450,715	267,192	-40.72
FRANCE	534	9,619	1701.31	148,418	847,092	470.75
GERMANY, FED. REP. OF	23	22,172	96300	10,373	1,751,422	16784.4
AUSTRIA	352	0	-100	10,000	0	-100
BELGIUM	664	25	-96.23	138,725	33,900	-75.56
SWITZERLAND	33,065	1,924	-94.18	183,030	67,763	-62.98
DENMARK	0	298	-	0	27,396	-
NORWAY	0	4,620	-	0	502,500	-
SWEDEN	4	0	-100	975	0	-100
IRELAND	70	0	-100	700	0	-100
ITALY	56	689	1130.36	54,401	41,191	-24.28
SPAIN	181,562	2,005	-98.9	1,858,279	1,297,366	-30.18
GREECE	960	0	-100	771	0	-100
POLAND	518	102	-80.31	1,634	770	-52.88
ROMANIA	2,998	0	-100	84,000	0	-100
BULGARIA	1,824	0	-100	20,000	0	-100
RUSSIA FEDERATION	0	31,250	-	0	500,000	-
-KAPAL LAUT DAN SEJENISNYA	82,675,448	60,958,191	-26.27	42,785,232	55,271,095	29.18
JAPAN	0	41,864	-	0	27,979	-
KOREA, REPUBLIC OF	112,020	23,401	-79.11	27,543	30,000	8.92
TAIWAN	90	0	-100	120	0	-100
CHINA	0	16,738,094	-	0	2,506,362	-
THAILAND	0	6,206,413	-	0	4,873,675	-
SINGAPORE	76,146,720	32,552,456	-57.25	30,717,243	42,028,172	36.82
MALAYSIA	2,215,728	971,451	-56.16	5,180,910	1,457,270	-71.87
INDIA	137,800	398,660	189.3	111,474	1,316,779	1081.24
SAUDI ARABIA	0	3,930	-	0	11,640	-
KUWAIT	0	984	-	0	29,700	-
UNITED ARAB EMIRATES	2,248,000	2,919,219	29.86	3,534,500	2,575,219	-27.14
SOUTH AFRICA	561	0	-100	4,019	0	-100
MAURITIUS	0	5,301	-	0	5,721	-
AUSTRALIA	1,807,575	55,000	-96.96	2,912,060	50,300	-98.27
SOLOMON ISLANDS	0	15,257	-	0	18,478	-
UNITED STATES	2,848	68,172	2293.68	58,685	14,880	-74.64
UNITED KINGDOM	0	2,604	-	0	65,789	-
NETHERLANDS	4,106	22,000	435.8	238,678	78,822	-66.98
FRANCE	0	1,950	-	0	27,000	-
DENMARK	0	11	-	0	1,000	-
FINLAND	0	424	-	0	217	-
BULGARIA	0	931,000	-	0	152,092	-
-PERLENGKAPAN OLAHRAGA DAN MAINAN	5,641,917	6,300,248	11.67	38,992,782	40,106,772	2.86
JAPAN	317,051	284,976	-10.12	4,346,758	4,550,292	4.68
HONG KONG	93,661	65,562	-30	814,692	324,687	-60.15
KOREA, REPUBLIC OF	161,172	147,550	-8.45	719,402	519,194	-27.83
TAIWAN	11,825	7,252	-38.67	60,225	51,891	-13.84
CHINA	95,736	150,503	57.21	647,522	1,119,707	72.92
MONGOLIA	5,197	0	-100	39,965	0	-100
THAILAND	9,591	15,425	60.83	85,849	79,734	-7.12
SINGAPORE	23,808	73,828	210.1	493,191	702,695	42.48
PHILIPPINES	36,048	83,357	131.24	25,565	72,903	185.17

TABEL 5. PERKEMBANGAN EKSPOR INDONESIA MENURUT KOMODITI DAN NEGARA TUJUAN

JENIS BARANG	BERAT BERSIH (KG)		PERUB	NILAI FOB (US \$)		PERUB
	JAN-MAR 2005	JAN-MAR 2006	%	JAN-MAR 2005	JAN-MAR 2006	%
	(1)	(2)	(3)	(4)	(5)	(6)
MALAYSIA	147,286	52,092	-64.63	379,030	313,078	-17.4
CAMBODIA	0	62,590	-	0	25,045	-
BRUNEI DARUSSALAM	144	1,139	690.97	415	26,013	6168.19
VIET NAM	4,202	292	-93.05	12,486	2,099	-83.19
MALDIVES	0	1,281	-	0	3,045	-
INDIA	15,261	39,186	156.77	103,362	272,541	163.68
PAKISTAN	46,677	78,935	69.11	142,172	207,878	46.22
SRI LANKA	53,445	50,322	-5.84	58,145	47,192	-18.84
SAUDI ARABIA	2,696	85,699	3078.75	27,483	73,241	166.5
KUWAIT	571	396	-30.65	3,951	3,020	-23.56
JORDAN	10,299	9,848	-4.38	19,733	19,848	0.58
LEBANON	14,487	19,024	31.32	31,290	41,692	33.24
YEMEN	0	78	-	0	118	-
OMAN	4,284	0	-100	10,322	0	-100
TURKEY	2,271	339	-85.07	11,305	2,409	-78.69
UNITED ARAB EMIRATES	47,661	34,190	-28.26	233,229	204,736	-12.22
BAHRAIN	80	43	-46.25	300	184	-38.67
CYPRUS	1,025	597	-41.76	2,554	3,676	43.93
EGYPT	1,879	4,021	114	11,280	25,178	123.21
MOROCCO	6,463	4,072	-37	37,006	30,232	-18.31
TUNISIA	0	436	-	0	2,489	-
SUDAN	13,753	5,516	-59.89	85,656	35,820	-58.18
ANGOLA	0	199	-	0	375	-
CAMEROON	0	52	-	0	1,042	-
NIGERIA	12,385	2,850	-76.99	8,562	3,312	-61.32
UGANDA	0	260	-	0	3,015	-
SOUTH AFRICA	5,708	1,977	-65.36	35,192	13,837	-60.68
MAURITIUS	196	0	-100	2,500	0	-100
VIRGIN ISLANDS (BRITISH)	32,446	0	-100	195,575	0	-100
AUSTRALIA	124,462	135,823	9.13	896,056	663,167	-25.99
NEW ZEALAND	13,456	27,459	104.07	83,849	121,286	44.65
GUAM	79	20	-74.68	1,340	615	-54.1
FIJI	340	1,467	331.47	95	671	606.32
EAST TIMOR	2,217	3,075	38.7	6,660	5,038	-24.35
UNITED STATES	1,434,302	1,257,152	-12.35	10,223,797	8,866,567	-13.28
CANADA	68,872	80,565	16.98	483,106	491,096	1.65
MEXICO	333,968	252,656	-24.35	2,003,307	1,939,724	-3.17
PANAMA	2,168	0	-100	18,992	0	-100
CHILE	116,378	87,738	-24.61	441,107	478,071	8.38
VENEZUELA	28,236	29,523	4.56	192,358	233,807	21.55
ARGENTINA	59,696	65,375	9.51	344,963	436,029	26.4
BRAZIL	84,443	139,064	64.68	662,589	982,714	48.31
COLOMBIA	17,091	11,242	-34.22	128,018	75,497	-41.03
BOLIVIA	348	348	0	1,750	1,750	0
URUGUAY	3,341	1,064	-68.15	19,680	6,424	-67.36
ECUADOR	0	18,065	-	0	39,041	-
PERU	0	6,035	-	0	50,382	-
BELIZE	1,396	0	-100	1,475	0	-100
EL SALVADOR	7,702	14,049	82.41	46,699	144,137	208.65
COSTA RICA	10,317	0	-100	20,260	0	-100
UNITED KINGDOM	268,503	331,280	23.38	2,031,519	2,386,263	17.46
NETHERLANDS	458,740	289,761	-36.84	3,258,051	1,828,777	-43.87
FRANCE	414,185	317,692	-23.3	2,566,727	2,037,169	-20.63
GERMANY, FED. REP. OF	415,015	1,188,967	186.49	3,644,762	5,697,207	56.31
AUSTRIA	2,139	22,003	928.66	15,929	173,945	992
BELGIUM	47,631	62,314	30.83	353,389	483,301	36.76
SWITZERLAND	23,737	13,241	-44.22	136,441	90,884	-33.39
DENMARK	51,359	42,023	-18.18	107,910	124,300	15.19
NORWAY	27,791	21,136	-23.95	64,743	113,687	75.6

TABEL 5. PERKEMBANGAN EKSPOR INDONESIA MENURUT KOMODITI DAN NEGARA TUJUAN

JENIS BARANG	BERAT BERSIH (KG)		PERUB	NILAI FOB (US \$)		PERUB
	JAN-MAR 2005	JAN-MAR 2006	%	JAN-MAR 2005	JAN-MAR 2006	%
	(1)	(2)	(3)	(4)	(5)	(6)
SWEDEN	114,510	119,007	3.93	245,822	280,860	14.25
FINLAND	20,649	14,650	-29.05	34,020	40,141	17.99
IRELAND	2,380	88	-96.3	28,446	502	-98.24
ITALY	180,892	132,462	-26.77	1,236,496	1,000,075	-19.12
SPAIN	19,559	12,249	-37.37	147,466	157,636	6.9
GREECE	16,502	10,981	-33.46	110,576	35,600	-67.8
HUNGARY	0	30,435	-	0	160,248	-
POLAND	4,007	7,674	91.51	32,201	53,747	66.91
ROMANIA	1,435	0	-100	12,683	0	-100
UKRAINE	5,940	13,924	134.41	52,102	135,591	160.24
UZBEKISTAN	0	9,588	-	0	27,358	-
LITHUANIA	640	0	-100	8,120	0	-100
LATVIA	0	1,343	-	0	27,774	-
CROATIA	423	19,226	4445.15	1,355	40,800	2911.07
SLOVAKIA	2,358	4,116	74.55	20,873	29,014	39
SLOVENIA	7,908	3,872	-51.04	18,756	9,192	-50.99
CZECH REPUBLIC	1,490	116,686	7731.28	17,440	815,527	4576.19
RUSSIA FEDERATION	68,004	100,923	48.41	626,137	1,038,940	65.93
-PENA DAN PENSIL	1,568,574	2,281,819	45.47	10,550,365	15,014,952	42.32
JAPAN	66,893	91,628	36.98	551,802	917,734	66.32
HONG KONG	34,631	33,908	-2.09	311,855	272,775	-12.53
KOREA, REPUBLIC OF	5,420	7,154	31.99	58,439	69,002	18.08
TAIWAN	8,334	10,970	31.63	69,012	71,221	3.2
CHINA	1,753	8,844	404.51	12,698	67,409	430.86
PAPUA NEW GUINEA	11,433	433	-96.21	10,416	9,809	-5.83
THAILAND	55,841	74,119	32.73	379,231	564,798	48.93
SINGAPORE	39,291	31,661	-19.42	362,878	249,770	-31.17
PHILIPPINES	19,676	28,921	46.99	101,005	187,009	85.15
MALAYSIA	53,458	69,392	29.81	451,318	646,404	43.23
CAMBODIA	2,021	0	-100	6,472	0	-100
VIET NAM	308	0	-100	6,877	0	-100
MALDIVES	0	3,306	-	0	25,444	-
INDIA	1,487	948	-36.25	15,240	12,167	-20.16
PAKISTAN	4,329	586	-86.46	26,065	6,689	-74.34
BANGLADESH	0	5,806	-	0	44,344	-
SRI LANKA	0	840	-	0	2,104	-
IRAN (ISLAMIC REPUBLIC OF)	75,058	8,577	-88.57	338,359	55,862	-83.49
SAUDI ARABIA	19,507	11,782	-39.6	122,220	61,687	-49.53
KUWAIT	6,025	2,546	-57.74	64,790	30,865	-52.36
JORDAN	649	612	-5.7	7,122	3,499	-50.87
LEBANON	4,895	4,041	-17.45	17,402	22,747	30.71
TURKEY	1,628	27,543	1591.83	11,418	169,507	1384.56
UNITED ARAB EMIRATES	13,947	10,047	-27.96	150,205	101,235	-32.6
QATAR	5,408	6,801	25.76	69,494	76,591	10.21
BAHRAIN	604	966	59.93	7,046	12,257	73.96
EGYPT	0	79,860	-	0	395,400	-
MOROCCO	0	5,713	-	0	55,515	-
ETHIOPIA	0	256	-	0	400	-
SEYCHELLES	149	0	-100	120	0	-100
SOUTH AFRICA	2,735	318	-88.37	20,383	4,682	-77.03
AUSTRALIA	48,432	98,532	103.44	314,876	525,117	66.77
NEW ZEALAND	6,324	5,422	-14.26	57,867	44,856	-22.48
SOLOMON ISLANDS	851	0	-100	1,285	0	-100
EAST TIMOR	2,835	0	-100	480	0	-100
UNITED STATES	677,713	1,061,884	56.69	3,817,723	5,889,055	54.26
CANADA	12,558	9,745	-22.4	161,410	197,588	22.41
MEXICO	109,358	134,502	22.99	639,857	819,343	28.05
VENEZUELA	24,967	48,354	93.67	172,922	257,444	48.88
ARGENTINA	2,892	1,380	-52.28	36,115	17,184	-52.42

TABEL 5. PERKEMBANGAN EKSPOR INDONESIA MENURUT KOMODITI DAN NEGARA TUJUAN

JENIS BARANG	BERAT BERSIH (KG)		PERUB	NILAI FOB (US \$)		PERUB
	JAN-MAR 2005	JAN-MAR 2006	%	JAN-MAR 2005	JAN-MAR 2006	%
	(1)	(2)	(3)	(4)	(5)	(6)
BRAZIL	0	80	-	0	10	-
COLOMBIA	14,520	91,896	532.89	87,627	469,812	436.15
UNITED KINGDOM	64,621	84,245	30.37	600,506	852,046	41.89
NETHERLANDS	21,289	31,118	46.17	151,750	222,365	46.53
FRANCE	0	36,152	-	0	167,792	-
GERMANY, FED. REP. OF	62,955	87,510	39	517,462	762,457	47.35
BELGIUM	2,486	75	-96.98	15,178	784	-94.83
DENMARK	345	6,943	1912.46	4,375	50,745	1059.89
NORWAY	13,672	7,094	-48.11	123,438	80,339	-34.92
SWEDEN	20,256	23,108	14.08	215,158	263,513	22.47
FINLAND	0	2,516	-	0	29,924	-
IRELAND	9,932	0	-100	98,449	0	-100
ITALY	18,519	15,896	-14.16	165,252	163,398	-1.12
SPAIN	7,781	7,495	-3.68	75,909	62,440	-17.74
HUNGARY	1,325	0	-100	30,300	0	-100
CZECH REPUBLIC	9,463	294	-96.89	90,559	1,814	-98
-BATU SEMI PERMATA	188	300	59.57	3,820	2,000	-47.64
JAPAN	186	0	-100	3,779	0	-100
UNITED STATES	0	300	-	0	2,000	-
CANADA	2	0	-100	41	0	-100
-KOPER, TAS, DOMPET PLASTIK/TEKSTIL	2,763,194	2,057,012	-25.56	11,958,204	13,216,597	10.52
JAPAN	268,883	200,218	-25.54	1,960,143	1,372,591	-29.97
HONG KONG	14,530	15,798	8.73	213,498	329,449	54.31
KOREA, REPUBLIC OF	2,405	614	-74.47	15,049	2,321	-84.58
TAIWAN	5,343	13,132	145.78	24,623	38,492	56.33
CHINA	64,732	22,178	-65.74	65,181	44,432	-31.83
PAPUA NEW GUINEA	482	107	-77.8	1,672	864	-48.33
THAILAND	65,808	21,129	-67.89	80,904	23,315	-71.18
SINGAPORE	12,634	13,659	8.11	72,379	192,311	165.7
PHILIPPINES	7,693	1,725	-77.58	20,081	10,627	-47.08
MALAYSIA	88,578	54,028	-39.01	117,282	113,462	-3.26
BRUNEI DARUSSALAM	14	1,465	10364.3	123	2,192	1682.11
VIET NAM	52	92	76.92	1,711	80	-95.32
MALDIVES	1,650	4,092	148	3,381	11,248	232.68
INDIA	81,567	63,818	-21.76	311,484	229,411	-26.35
PAKISTAN	1,057	3,873	266.41	1,447	18,760	1196.48
BANGLADESH	29,899	6,974	-76.67	77,256	17,015	-77.98
SRI LANKA	2,594	0	-100	4,184	0	-100
SAUDI ARABIA	4,120	8,883	115.61	20,350	30,351	49.14
JORDAN	1	0	-100	17	0	-100
TURKEY	240	6,902	2775.83	1,044	20,934	1905.17
UNITED ARAB EMIRATES	196,086	114,873	-41.42	654,274	480,182	-26.61
QATAR	55	0	-100	5,190	0	-100
CYPRUS	14	66	371.43	58	195	236.21
EGYPT	12,157	11,803	-2.91	58,209	70,493	21.1
ALGERIA	0	50	-	0	346	-
MADAGASCAR	0	926	-	0	732	-
KENYA	751	1,013	34.89	2,010	4,061	102.04
REUNION	46	182	295.65	246	983	299.59
MOZAMBIQUE	0	139	-	0	525	-
ANGOLA	0	1,880	-	0	7,476	-
NIGERIA	0	71	-	0	888	-
SEYCHELLES	0	6	-	0	868	-
SOUTH AFRICA	4,015	5,775	43.84	5,116	11,427	123.36
MAURITIUS	0	1	-	0	330	-
AUSTRALIA	14,660	19,256	31.35	81,458	110,947	36.2
NEW ZEALAND	859	3,017	251.22	8,554	16,171	89.05
MICRONESIA, FEDERATED STATES OF	0	97	-	0	386	-
GUAM	16	85	431.25	270	957	254.44

TABEL 5. PERKEMBANGAN EKSPOR INDONESIA MENURUT KOMODITI DAN NEGARA TUJUAN

JENIS BARANG	BERAT BERSIH (KG)		PERUB	NILAI FOB (US \$)		PERUB
	JAN-MAR 2005	JAN-MAR 2006	%	JAN-MAR 2005	JAN-MAR 2006	%
	(1)	(2)	(3)	(4)	(5)	(6)
NEW CALEDONIA	1,485	4,586	208.82	2,503	5,817	132.4
NORTHERN MARIANA ISLANDS	16	503	3043.75	964	1,554	61.2
VANUATU	0	3,818	-	0	4,862	-
COOK ISLANDS	52	274	426.92	392	204	-47.96
FIJI	214	85	-60.28	1,110	925	-16.67
KIRIBATI	0	552	-	0	760	-
EAST TIMOR	23	0	-100	166	0	-100
UNITED STATES	821,933	603,539	-26.57	3,732,736	4,279,077	14.64
CANADA	22,085	3,542	-83.96	112,495	20,311	-81.94
MEXICO	12,630	30,898	144.64	77,650	134,047	72.63
PANAMA	22,840	4,802	-78.98	32,712	7,241	-77.86
CHILE	1,222	2,233	82.73	2,380	5,719	140.29
VENEZUELA	0	49	-	0	701	-
ARGENTINA	11,477	6,130	-46.59	16,603	15,750	-5.14
BRAZIL	16,583	7,920	-52.24	29,970	15,255	-49.1
COLOMBIA	0	19	-	0	282	-
URUGUAY	2,136	1,840	-13.86	5,666	3,635	-35.85
ECUADOR	2,663	2,858	7.32	4,465	4,851	8.65
PERU	0	10	-	0	273	-
TRINIDAD AND TOBAGO	0	14	-	0	396	-
BAHAMAS	0	1,869	-	0	5,668	-
JAMAICA	620	0	-100	15,950	0	-100
PUERTO RICO	34	702	1964.71	173	8,584	4861.85
EL SALVADOR	0	1	-	0	15	-
COSTA RICA	25	1	-96	349	90	-74.21
BARBADOS	0	10	-	0	120	-
BERMUDA	401	51	-87.28	3,131	361	-88.47
FRENCH POLYNESIA	332	314	-5.42	1,582	854	-46.02
MARTINIQUE	63	101	60.32	366	1,806	393.44
NETHERLANDS ANTILLES	35	239	582.86	500	3,517	603.4
GUADELOUPE	0	205	-	0	1,023	-
UNITED KINGDOM	135,841	97,733	-28.05	358,185	482,425	34.69
NETHERLANDS	131,934	107,553	-18.48	973,888	1,582,058	62.45
FRANCE	24,308	38,720	59.29	162,583	703,832	332.91
GERMANY, FED. REP. OF	151,238	82,216	-45.64	743,689	425,854	-42.74
AUSTRIA	4,827	5,041	4.43	12,523	14,831	18.43
BELGIUM	312,793	201,111	-35.7	661,517	854,686	29.2
SWITZERLAND	608	1,441	137.01	3,499	10,151	190.11
DENMARK	316	64	-79.75	1,157	94	-91.88
NORWAY	6,682	2,670	-60.04	127,263	76,300	-40.05
SWEDEN	1,303	1,233	-5.37	6,783	6,945	2.39
FINLAND	0	258	-	0	2,048	-
IRELAND	815	4,170	411.66	1,902	6,390	235.96
ITALY	121,210	151,783	25.22	667,957	972,651	45.62
SPAIN	68,851	78,205	13.59	370,375	364,091	-1.7
PORTUGAL	723	1,569	117.01	4,640	5,383	16.01
GREECE	2,332	3,955	69.6	7,676	7,565	-1.45
HUNGARY	13	333	2461.54	21	415	1876.19
POLAND	0	1	-	0	8	-
BULGARIA	0	2,665	-	0	7,065	-
ESTONIA	0	515	-	0	900	-
CROATIA	100	259	159	363	636	75.21
MALTA	1,295	0	-100	1,645	0	-100
SLOVENIA	195	206	5.64	3,481	284	-91.84
CZECH REPUBLIC	0	53	-	0	316	-
RUSSIA FEDERATION	0	166	-	0	3,149	-
-BARANG DARI LOGAM MULIA	89,882	79,693	-11.34	19,314,122	19,143,057	-0.89
JAPAN	4,662	2,401	-48.5	175,190	89,020	-49.19
HONG KONG	109	262	140.37	102,724	50,891	-50.46

TABEL 5. PERKEMBANGAN EKSPOR INDONESIA MENURUT KOMODITI DAN NEGARA TUJUAN

JENIS BARANG	BERAT BERSIH (KG)		PERUB	NILAI FOB (US \$)		PERUB
	JAN-MAR 2005	JAN-MAR 2006	%	JAN-MAR 2005	JAN-MAR 2006	%
	(1)	(2)	(3)	(4)	(5)	(6)
KOREA, REPUBLIC OF	1	42	4100	15	658	4286.67
TAIWAN	114	0	-100	370	0	-100
CHINA	17	66	288.24	218	230	5.5
THAILAND	919	6,046	557.89	193,963	297,062	53.15
SINGAPORE	32,395	28,304	-12.63	3,610,401	2,698,098	-25.27
PHILIPPINES	78	0	-100	151	0	-100
MALAYSIA	78	172	120.51	18,267	8,975	-50.87
BRUNEI DARUSSALAM	0	21	-	0	88	-
MALDIVES	0	9	-	0	163	-
INDIA	1	0	-100	1,360	0	-100
TURKEY	100	221	121	20,094	60,090	199.04
UNITED ARAB EMIRATES	128	158	23.44	1,378,596	1,783,355	29.36
CYPRUS	93	19	-79.57	22,337	11,530	-48.38
TANZANIA, UNITED REPUBLIC OF	0	456	-	0	1,743	-
REUNION	6	2	-66.67	14	1,588	11242.9
U.S. VIRGIN ISLANDS	0	32	-	0	18,116	-
SOUTH AFRICA	2	4	100	52	80	53.85
VIRGIN ISLANDS (BRITISH)	0	6	-	0	56	-
AUSTRALIA	7,697	1,841	-76.08	121,244	111,474	-8.06
NEW ZEALAND	840	310	-63.1	6,066	30,492	402.67
PALAU	0	17	-	0	109	-
NEW CALEDONIA	197	0	-100	422	0	-100
NORTHERN MARIANA ISLANDS	0	5	-	0	217	-
FIJI	0	31	-	0	12	-
UNITED STATES	26,027	18,517	-28.85	11,998,865	12,530,486	4.43
CANADA	193	249	29.02	12,799	30,990	142.13
BAHAMAS	0	27	-	0	548	-
PUERTO RICO	0	6	-	0	2,147	-
ANTIGUA AND BARBUDA	6	0	-100	214	0	-100
BERMUDA	88	95	7.95	687	670	-2.47
MARTINIQUE	7	0	-100	90	0	-100
UNITED KINGDOM	3,631	3,526	-2.89	378,243	319,334	-15.57
NETHERLANDS	5,003	8,299	65.88	137,738	108,151	-21.48
FRANCE	1,039	1,312	26.28	27,831	30,959	11.24
GERMANY, FED. REP. OF	1,192	1,256	5.37	566,330	325,479	-42.53
AUSTRIA	6	19	216.67	7,933	538	-93.22
BELGIUM	137	289	110.95	18,547	973	-94.75
SWITZERLAND	364	291	-20.05	97,140	138,548	42.63
DENMARK	84	49	-41.67	112,462	121,269	7.83
NORWAY	100	68	-32	24,536	51,600	110.3
SWEDEN	411	195	-52.55	3,656	11,386	211.43
FINLAND	0	124	-	0	873	-
IRELAND	17	0	-100	9,961	0	-100
ITALY	3,592	1,098	-69.43	201,333	163,631	-18.73
SPAIN	152	1,041	584.87	38,758	72,186	86.25
PORTUGAL	74	146	97.3	650	401	-38.31
ICELAND	5	4	-20	6,981	6,651	-4.73
GREECE	0	110	-	0	7,556	-
POLAND	0	22	-	0	301	-
MALTA	307	2,485	709.45	3,596	31,701	781.56
CZECH REPUBLIC	10	0	-100	14,288	0	-100
RUSSIA FEDERATION	0	40	-	0	22,632	-
-PETI KEMAS	17,917,991	1,040,905	-94.19	18,542,830	1,352,684	-92.71
TAIWAN	1,134,000	0	-100	1,240,500	0	-100
THAILAND	28,907	4,000	-86.16	12,000	281	-97.66
SINGAPORE	171,509	93,823	-45.3	758,367	96,834	-87.23
MALAYSIA	120,657	41,420	-65.67	269,251	178,600	-33.67
MYANMAR (FORM. BURMA)	62,077	0	-100	23,892	0	-100
VIET NAM	0	12,747	-	0	63,049	-

TABEL 5. PERKEMBANGAN EKSPOR INDONESIA MENURUT KOMODITI DAN NEGARA TUJUAN

JENIS BARANG	BERAT BERSIH (KG)		PERUB	NILAI FOB (US \$)		PERUB
	JAN-MAR 2005	JAN-MAR 2006	%	JAN-MAR 2005	JAN-MAR 2006	%
(1)	(2)	(3)	(4)	(5)	(6)	(7)
UNITED ARAB EMIRATES	1,729	57,775	3241.53	2,500	148,620	5844.8
EAST TIMOR	10,000	0	-100	38,468	0	-100
UNITED STATES	2,802,000	0	-100	2,493,000	0	-100
PANAMA	378,000	0	-100	356,000	0	-100
BARBADOS	0	656,000	-	0	481,000	-
BERMUDA	834,000	0	-100	669,000	0	-100
UNITED KINGDOM	5,360	175,140	3167.54	46,000	384,300	735.43
GERMANY, FED. REP. OF	3,280,252	0	-100	4,318,052	0	-100
DENMARK	6,865,500	0	-100	6,571,800	0	-100
MALTA	2,224,000	0	-100	1,744,000	0	-100
-KOMPUTER DAN BAGIANNYA	20,461,089	22,113,026	8.07	349,672,535	362,752,936	3.74
JAPAN	2,920,943	1,888,761	-35.34	66,457,097	58,948,001	-11.3
HONG KONG	1,008,043	1,581,131	56.85	19,772,181	29,789,902	50.67
KOREA, REPUBLIC OF	105,033	600,060	471.31	1,758,409	9,182,936	422.23
TAIWAN	311,486	659,335	111.67	4,487,732	18,144,632	304.32
CHINA	877,244	1,471,569	67.75	11,654,443	35,961,629	208.57
THAILAND	217,208	1,147,842	428.45	3,359,853	10,763,962	220.37
SINGAPORE	1,758,664	1,959,170	11.4	47,834,435	35,930,360	-24.89
PHILIPPINES	366,475	255,192	-30.37	3,597,481	2,809,955	-21.89
MALAYSIA	225,279	320,203	42.14	3,073,868	4,142,741	34.77
BRUNEI DARUSSALAM	1,000	50	-95	15,628	70	-99.55
VIET NAM	49,358	16,015	-67.55	291,752	235,697	-19.21
INDIA	439,129	507,744	15.63	6,240,916	6,925,995	10.98
PAKISTAN	17,905	7,946	-55.62	326,543	133,335	-59.17
BANGLADESH	0	1,990	-	0	28,165	-
SRI LANKA	9,184	593	-93.54	18,335	11,225	-38.78
IRAN (ISLAMIC REPUBLIC OF)	0	30,701	-	0	641,678	-
SAUDI ARABIA	0	11,356	-	0	201,472	-
KUWAIT	0	4	-	0	6,831	-
JORDAN	0	3,096	-	0	76,828	-
LEBANON	0	5,052	-	0	69,129	-
SYRIA ARAB REPUBLIC	0	15,154	-	0	92,969	-
TURKEY	72,452	121,525	67.73	827,392	719,455	-13.05
UNITED ARAB EMIRATES	331,128	340,377	2.79	4,029,099	4,142,901	2.82
EGYPT	11,967	25,055	109.37	103,098	322,422	212.73
LIBYAN ARAB JAMAHIRIYA	1,473	5,314	260.76	28,211	78,406	177.93
TUNISIA	2,078	1,435	-30.94	41,847	28,617	-31.62
ALGERIA	16,241	5,100	-68.6	273,251	17,100	-93.74
ETHIOPIA	0	766	-	0	7,850	-
NIGERIA	2,887	9,113	215.66	49,318	22,660	-54.05
BENIN	0	19,200	-	0	10,400	-
SOUTH AFRICA	438	17,800	3963.93	3,449	532,675	15344.3
AUSTRALIA	196,276	348,563	77.59	4,053,385	5,171,025	27.57
NEW ZEALAND	0	226	-	0	2,754	-
SOLOMON ISLANDS	0	150	-	0	450	-
EAST TIMOR	5,331	8,202	53.85	74,070	4,131	-94.42
UNITED STATES	4,130,099	2,631,362	-36.29	73,492,129	39,037,057	-46.88
CANADA	4,894	25,372	418.43	90,046	335,494	272.58
MEXICO	564,396	422,134	-25.21	7,635,786	6,872,974	-9.99
GUATEMALA	0	5,681	-	0	136,142	-
PANAMA	0	99	-	0	722	-
CHILE	42,949	106,982	149.09	511,249	1,349,765	164.01
VENEZUELA	18,816	69,045	266.95	303,745	852,280	180.59
ARGENTINA	77,407	186,754	141.26	1,074,262	2,542,900	136.71
BRAZIL	503,664	458,074	-9.05	3,648,741	4,579,668	25.51
COLOMBIA	22,088	40,760	84.53	281,884	496,243	76.05
ECUADOR	0	180	-	0	5,536	-
PERU	15,752	38,603	145.07	174,518	465,788	166.9
COSTA RICA	12,480	38,870	211.46	200,871	481,546	139.73

TABEL 5. PERKEMBANGAN EKSPOR INDONESIA MENURUT KOMODITI DAN NEGARA TUJUAN

JENIS BARANG	BERAT BERSIH (KG)		PERUB	NILAI FOB (US \$)		PERUB
	JAN-MAR 2005	JAN-MAR 2006	%	JAN-MAR 2005	JAN-MAR 2006	%
	(1)	(2)	(3)	(4)	(5)	(6)
NETHERLANDS ANTILLES	1,350	0	-100	1,253	0	-100
UNITED KINGDOM	30,961	34,649	11.91	1,050,437	1,200,242	14.26
NETHERLANDS	2,702,828	4,689,858	73.52	49,688,843	59,833,112	20.42
FRANCE	259	171	-33.98	10,346	3,962	-61.71
GERMANY, FED. REP. OF	1,054,762	654,605	-37.94	15,836,738	8,541,577	-46.06
BELGIUM	1	54	5300	3	3,965	132067
SWITZERLAND	0	25	-	0	2,372	-
DENMARK	0	366	-	0	16,400	-
SWEDEN	106	0	-100	250	0	-100
FINLAND	87,228	12,568	-85.59	2,148,887	202,169	-90.59
IRELAND	123,466	91,141	-26.18	2,653,766	2,402,351	-9.47
ITALY	1,011	2,628	159.94	5,457	166,874	2957.98
SPAIN	154	252	63.64	4,684	10,335	120.64
PORTUGAL	0	6	-	0	8,061	-
GREECE	0	488	-	0	32,209	-
HUNGARY	1,943,860	57,529	-97.04	9,645,061	1,004,076	-89.59
POLAND	0	821	-	0	45,747	-
TURKMENISTAN	127	0	-100	2,832	0	-100
UZBEKISTAN	0	4,938	-	0	116,675	-
SLOVAKIA	0	7,344	-	0	106,034	-
SLOVENIA	0	1,089,512	-	0	5,840,573	-
CZECH REPUBLIC	175,209	56,365	-67.83	2,838,954	901,729	-68.24
-KENDARAAN BERMOTOR RODA 2 DAN 3	927,038	934,122	0.76	7,223,861	7,165,026	-0.81
JAPAN	14,751	28,364	92.29	214,007	357,174	66.9
TAIWAN	0	739	-	0	7,696	-
CHINA	1,080	98	-90.93	4,880	1,620	-66.8
THAILAND	680	16,145	2274.26	4,760	327,821	6787
SINGAPORE	70	315	350	877	1,799	105.13
PHILIPPINES	396,623	393,648	-0.75	2,930,998	2,940,199	0.31
MALAYSIA	1,056	2,179	106.34	5,936	9,069	52.78
VIET NAM	0	34,278	-	0	391,100	-
INDIA	1,818	759	-58.25	22,797	10,966	-51.9
PAKISTAN	13,385	2,111	-84.23	104,910	17,935	-82.9
SRI LANKA	12	0	-100	299	0	-100
JORDAN	0	11,000	-	0	75,000	-
CYPRUS	0	200	-	0	842	-
ALGERIA	0	250	-	0	650	-
KENYA	3,914	0	-100	12,000	0	-100
GHANA	540	0	-100	39,000	0	-100
ANGOLA	3,300	10,853	228.88	22,200	66,830	201.04
CONGO	3,300	0	-100	22,200	0	-100
SOUTH AFRICA	234	0	-100	2,700	0	-100
ZIMBABWE	3,300	0	-100	22,200	0	-100
AUSTRALIA	205	15,156	7293.17	1,000	44,771	4377.1
NEW ZEALAND	425	2,880	577.65	704	21,000	2882.95
TONGA	310	0	-100	1,820	0	-100
CHRISTMAS ISLANDS	0	40	-	0	500	-
EAST TIMOR	5,279	149	-97.18	70,876	22	-99.97
UNITED STATES	0	500	-	0	2,500	-
MEXICO	0	5,760	-	0	44,544	-
GUATEMALA	0	5,760	-	0	42,000	-
HONDURAS	0	7,305	-	0	44,861	-
VENEZUELA	0	240	-	0	1,580	-
BRAZIL	51,113	200	-99.61	374,390	100	-99.97
COLOMBIA	242,909	319,972	31.73	1,943,308	2,294,411	18.07
PARAGUAY	0	120	-	0	750	-
DOMINICAN REPUBLIC	118,800	57,120	-51.92	810,000	368,060	-54.56
EL SALVADOR	3,300	6,240	89.09	22,500	42,100	87.11
BERMUDA	2,200	2,880	30.91	17,500	21,000	20

TABEL 5. PERKEMBANGAN EKSPOR INDONESIA MENURUT KOMODITI DAN NEGARA TUJUAN

JENIS BARANG	BERAT BERSIH (KG)		PERUB	NILAI FOB (US \$)		PERUB
	JAN-MAR 2005	JAN-MAR 2006	%	JAN-MAR 2005	JAN-MAR 2006	%
	(1)	(2)	(3)	(4)	(5)	(6)
UNITED KINGDOM	0	2,042	-	0	16,680	-
FRANCE	7,645	0	-100	44,733	0	-100
GERMANY, FED. REP. OF	140	250	78.57	850	1,250	47.06
BELGIUM	0	588	-	0	856	-
FINLAND	0	4,256	-	0	2,174	-
ITALY	0	98	-	0	1,446	-
GREECE	50,649	1,627	-96.79	526,416	5,720	-98.91
-KENDARAAN BERMOTOR RODA 4 DAN LEBIH	7,990,972	11,130,387	39.29	58,744,534	64,025,589	8.99
JAPAN	96,159	94,704	-1.51	417,505	652,134	56.2
KOREA, REPUBLIC OF	150	0	-100	80	0	-100
TAIWAN	4,111	0	-100	27,897	0	-100
CHINA	1,500	2,365	57.67	14,000	19,708	40.77
PAPUA NEW GUINEA	110,245	0	-100	170,290	0	-100
THAILAND	5,455,189	1,358,396	-75.1	44,049,752	7,091,475	-83.9
SINGAPORE	529,502	412,834	-22.03	1,975,802	1,690,084	-14.46
PHILIPPINES	375,017	1,898,525	406.25	1,855,635	9,738,745	424.82
MALAYSIA	990,472	1,153,868	16.5	6,998,501	6,833,604	-2.36
BRUNEI DARUSSALAM	294,098	681,979	131.89	2,079,796	4,133,352	98.74
VIET NAM	52,962	445,264	740.72	235,200	1,380,699	487.03
PAKISTAN	1,950	283,208	14423.5	18,134	1,797,374	9811.62
BANGLADESH	9,000	0	-100	219,904	0	-100
SAUDI ARABIA	1,160	2,307,266	198802	5,599	14,732,669	263030
KUWAIT	0	186,053	-	0	1,376,137	-
LEBANON	0	28,620	-	0	248,354	-
YEMEN	0	54,015	-	0	295,846	-
OMAN	0	7,949	-	0	69,797	-
SYRIA ARAB REPUBLIC	0	65,894	-	0	466,093	-
UNITED ARAB EMIRATES	10,700	378,234	3434.9	296,976	3,140,483	957.49
QATAR	0	96,392	-	0	632,858	-
BAHRAIN	0	38,156	-	0	337,507	-
MOROCCO	0	17,618	-	0	95,195	-
ALGERIA	0	1,270	-	0	8,985	-
TANZANIA, UNITED REPUBLIC OF	0	1,270	-	0	8,755	-
ANGOLA	0	23,328	-	0	126,868	-
SENEGAL	0	3,032	-	0	8,568	-
SEYCHELLES	0	3,810	-	0	26,266	-
SOUTH AFRICA	0	4,748	-	0	27,331	-
AUSTRALIA	0	317,746	-	0	2,520,351	-
NEW ZEALAND	0	14,120	-	0	48,613	-
SAINT VINCENT AND THE GRENADINES	0	16,237	-	0	73,633	-
FIJI	13,048	6,018	-53.88	115,655	38,528	-66.69
MARSHALL ISLANDS	0	3,544	-	0	20,463	-
SOLOMON ISLANDS	0	34,257	-	0	43,611	-
EAST TIMOR	30,218	0	-100	160,524	0	-100
UNITED STATES	3,019	232,274	7593.74	4,057	1,309,845	32186.1
GUATEMALA	0	72,647	-	0	387,472	-
HONDURAS	0	65,637	-	0	306,076	-
NICARAGUA	0	8,890	-	0	57,931	-
PANAMA	0	19,383	-	0	104,849	-
CHILE	0	369,431	-	0	1,752,376	-
BRAZIL	0	140	-	0	2,727	-
GUYANA	0	2,320	-	0	10,906	-
TRINIDAD AND TOBAGO	0	41,359	-	0	260,195	-
JAMAICA	0	31,346	-	0	179,520	-
PUERTO RICO	0	184,311	-	0	1,057,427	-
COSTA RICA	0	24,679	-	0	140,423	-
BARBADOS	1,270	69,713	5389.21	8,429	396,360	4602.34
ARUBA	0	3,480	-	0	16,673	-
BERMUDA	0	12,480	-	0	76,341	-

TABEL 5. PERKEMBANGAN EKSPOR INDONESIA MENURUT KOMODITI DAN NEGARA TUJUAN

JENIS BARANG	BERAT BERSIH (KG)		PERUB	NILAI FOB (US \$)		PERUB
	JAN-MAR 2005	JAN-MAR 2006	%	JAN-MAR 2005	JAN-MAR 2006	%
(1)	(2)	(3)	(4)	(5)	(6)	(7)
DOMINICA	0	3,545	-	0	17,670	-
FRENCH POLYNESIA	0	11,029	-	0	73,374	-
NETHERLANDS ANTILLES	0	12,144	-	0	66,216	-
SAINT LUCIA	0	22,607	-	0	117,737	-
UNITED KINGDOM	8,048	1,500	-81.36	65,040	5,885	-90.95
FRANCE	1,900	0	-100	19,181	0	-100
GERMANY, FED. REP. OF	1,254	752	-40.03	6,577	1,500	-77.19
-SUKU CADANG MESIN	25,150,352	25,501,537	1.4	315,541,555	171,769,840	-45.56
JAPAN	4,689,926	7,256,420	54.72	24,856,954	17,631,611	-29.07
HONG KONG	5,702	63,524	1014.07	192,935	69,707	-63.87
KOREA, REPUBLIC OF	64,508	1,046,442	1522.19	102,552	1,185,197	1055.7
TAIWAN	5,559	7,694	38.41	198,620	8,698	-95.62
CHINA	440,074	1,918,442	335.94	1,939,483	6,098,705	214.45
PAPUA NEW GUINEA	56,720	3,514	-93.8	126,883	11,601	-90.86
THAILAND	8,470,969	3,743,430	-55.81	14,508,977	6,820,116	-52.99
SINGAPORE	6,321,542	4,183,616	-33.82	227,783,859	90,197,879	-60.4
PHILIPPINES	123,204	74,819	-39.27	368,121	585,904	59.16
MALAYSIA	1,023,608	880,304	-14	28,813,426	23,735,449	-17.62
MYANMAR (FORM. BURMA)	5,720	0	-100	20,014	0	-100
BRUNEI DARUSSALAM	0	10,443	-	0	177,356	-
VIET NAM	160,407	108,439	-32.4	126,535	750,197	492.88
MALDIVES	0	55	-	0	700	-
INDIA	115,627	39,460	-65.87	409,419	307,655	-24.86
PAKISTAN	2,400	18,130	655.42	60,300	400,035	563.41
BANGLADESH	350	151,139	43082.6	6,955	392,794	5547.65
SRI LANKA	0	545	-	0	4,700	-
IRAN (ISLAMIC REPUBLIC OF)	60,140	243,805	305.4	129,042	1,019,358	689.94
SAUDI ARABIA	97,432	12,529	-87.14	228,702	83,364	-63.55
KUWAIT	7,079	0	-100	43,559	0	-100
JORDAN	0	7,825	-	0	61,500	-
YEMEN	0	770	-	0	4,941	-
OMAN	11,389	0	-100	30,824	0	-100
TURKEY	60	91,831	152952	933	268,502	28678.4
UNITED ARAB EMIRATES	187,011	748,525	300.26	852,821	3,415,374	300.48
QATAR	55,980	22,155	-60.42	462,364	533,431	15.37
EGYPT	0	821	-	0	32,055	-
LIBYAN ARAB JAMAHIRIYA	0	286	-	0	737	-
TANZANIA, UNITED REPUBLIC OF	0	925	-	0	11,900	-
MOZAMBIQUE	0	340	-	0	5,000	-
BOTSWANA	0	280	-	0	3,100	-
GUINEA	0	7,100	-	0	1,750	-
ANGOLA	2,322	0	-100	8,737	0	-100
UGANDA	0	507	-	0	6,400	-
NIGER	0	1,190	-	0	10,600	-
SOUTH AFRICA	3,764	5,199	38.12	61,542	18,080	-70.62
AUSTRALIA	209,017	105,265	-49.64	1,071,867	670,783	-37.42
NEW ZEALAND	49,882	2,355	-95.28	148,375	42,608	-71.28
NEW CALEDONIA	0	416	-	0	2,500	-
FIJI	0	62	-	0	300	-
EAST TIMOR	7	0	-100	330	0	-100
UNITED STATES	1,896,258	2,101,988	10.85	6,805,946	6,448,490	-5.25
CANADA	140,201	131,749	-6.03	248,432	270,107	8.72
MEXICO	0	13,821	-	0	1,041,910	-
ARGENTINA	0	1,774	-	0	57,288	-
BRAZIL	27,385	29,317	7.05	175,488	98,912	-43.64
URUGUAY	0	2,885	-	0	13,810	-
TRINIDAD AND TOBAGO	0	594,900	-	0	2,903,042	-
ANTIGUA AND BARBUDA	11,927	0	-100	113,893	0	-100
NETHERLANDS ANTILLES	0	335	-	0	44,488	-

TABEL 5. PERKEMBANGAN EKSPOR INDONESIA MENURUT KOMODITI DAN NEGARA TUJUAN

JENIS BARANG	BERAT BERSIH (KG)		PERUB	NILAI FOB (US \$)		PERUB
	JAN-MAR 2005	JAN-MAR 2006	%	JAN-MAR 2005	JAN-MAR 2006	%
	(1)	(2)	(3)	(4)	(5)	(6)
UNITED KINGDOM	366,327	1,430,488	290.49	1,873,184	3,779,286	101.76
NETHERLANDS	79,073	57,964	-26.7	375,694	761,811	102.77
FRANCE	336,575	79,576	-76.36	2,210,562	187,570	-91.51
GERMANY, FED. REP. OF	53,099	130,888	146.5	239,485	474,153	97.99
BELGIUM	2,356	1,137	-51.74	105,220	13,584	-87.09
DENMARK	104	0	-100	780	0	-100
NORWAY	19,998	0	-100	255,727	0	-100
SWEDEN	2,745	0	-100	246,638	0	-100
FINLAND	408	0	-100	17,448	0	-100
IRELAND	1,831	36,627	1900.38	88,194	292,764	231.95
ITALY	20,780	57,460	176.52	52,163	111,041	112.87
SPAIN	4	1,044	26000	92	19,025	20579.4
GREECE	153	0	-100	5,549	0	-100
HUNGARY	1,494	2,745	83.73	38,556	5,140	-86.67
POLAND	1,692	0	-100	82,387	0	-100
ROMANIA	0	2,700	-	0	450	-
MOLDOVA, REPUBLIC OF	52	0	-100	2,800	0	-100
LITHUANIA	278	0	-100	12,519	0	-100
ESTONIA	100	0	-100	2,104	0	-100
MALTA	0	435	-	0	2,618	-
SLOVAKIA	0	58,612	-	0	611,599	-
SLOVENIA	670	0	-100	1,330	0	-100
CZECH REPUBLIC	127	36	-71.65	12,086	2,447	-79.75
RUSSIA FEDERATION	16,316	6,454	-60.44	21,149	59,718	182.37
-SUKU CADANG KENDARAAN	40,404,370	47,219,720	16.87	231,902,246	278,051,102	19.9
JAPAN	8,096,416	10,599,871	30.92	45,184,134	55,829,126	23.56
HONG KONG	25,764	35,643	38.34	209,094	282,421	35.07
KOREA, REPUBLIC OF	3,310	101,277	2959.73	28,033	269,883	862.73
TAIWAN	2,072,602	861,021	-58.46	7,881,543	5,769,488	-26.8
CHINA	1,152,318	1,855,455	61.02	7,480,350	11,756,124	57.16
PAPUA NEW GUINEA	333	382	14.71	2,001	2,493	24.59
THAILAND	4,617,357	5,471,599	18.5	30,088,672	38,605,149	28.3
SINGAPORE	3,713,409	4,020,472	8.27	21,149,079	21,996,245	4.01
PHILIPPINES	3,559,688	1,310,756	-63.18	20,915,022	8,131,350	-61.12
MALAYSIA	7,241,678	9,269,110	28	37,403,872	46,136,333	23.35
MYANMAR (FORM. BURMA)	29,740	14,605	-50.89	161,195	80,383	-50.13
CAMBODIA	29,922	0	-100	59,459	0	-100
BRUNEI DARUSSALAM	8,029	45,767	470.02	40,365	245,611	508.48
VIET NAM	737,515	2,417,113	227.74	7,352,199	13,066,296	77.72
MALDIVES	26	1,455	5496.15	183	2,888	1478.14
INDIA	495,169	400,994	-19.02	3,434,341	2,499,653	-27.22
PAKISTAN	381,204	398,464	4.53	1,550,882	1,625,414	4.81
BANGLADESH	31,171	46,032	47.68	42,925	71,268	66.03
SRI LANKA	26,819	36,240	35.13	75,540	127,203	68.39
IRAN (ISLAMIC REPUBLIC OF)	64,676	0	-100	259,926	0	-100
SAUDI ARABIA	39,134	25,199	-35.61	132,884	119,735	-9.9
KUWAIT	0	1,636	-	0	20,540	-
JORDAN	33,062	39,870	20.59	110,036	160,789	46.12
LEBANON	42,556	20,526	-51.77	165,992	89,013	-46.38
YEMEN	666	2,637	295.95	7,134	27,452	284.81
OMAN	14,100	76,311	441.21	12,290	72,850	492.76
SYRIA ARAB REPUBLIC	21,137	0	-100	59,851	0	-100
TURKEY	83,142	137,355	65.21	248,059	409,193	64.96
UNITED ARAB EMIRATES	85,463	224,441	162.62	188,613	460,075	143.93
QATAR	0	23	-	0	596	-
BAHRAIN	1	336	33500	23	5,293	22913
CYPRUS	9,630	0	-100	68,942	0	-100
EGYPT	86,885	69,562	-19.94	301,785	280,093	-7.19
TUNISIA	0	26,148	-	0	40,631	-

TABEL 5. PERKEMBANGAN EKSPOR INDONESIA MENURUT KOMODITI DAN NEGARA TUJUAN

JENIS BARANG	BERAT BERSIH (KG)		PERUB	NILAI FOB (US \$)		PERUB
	JAN-MAR 2005	JAN-MAR 2006	%	JAN-MAR 2005	JAN-MAR 2006	%
	(1)	(2)	(3)	(4)	(5)	(6)
KENYA	165	1,108	571.52	519	5,488	957.42
MOZAMBIQUE	0	3,698	-	0	44,734	-
GUINEA	0	44	-	0	15	-
ANGOLA	0	105	-	0	461	-
NIGERIA	16,786	2,724	-83.77	10,730	4,588	-57.24
COTE D'IVOIRE	69	85	23.19	3,560	2,490	-30.06
DJIBOUTI	18	0	-100	25	0	-100
SOUTH AFRICA	60,053	153,515	155.63	590,638	1,638,084	177.34
MAURITIUS	8	0	-100	369	0	-100
AUSTRALIA	189,761	348,967	83.9	1,518,881	1,915,552	26.12
NEW ZEALAND	105	3,004	2760.95	1,200	28,965	2313.75
SAINT VINCENT AND THE GRENADINES	0	95	-	0	1,120	-
VANUATU	0	426	-	0	7,476	-
FIJI	70	390	457.14	468	3,568	662.39
SOLOMON ISLANDS	0	272,913	-	0	330,527	-
EAST TIMOR	14,129	15,668	10.89	8,653	15,083	74.31
UNITED STATES	1,754,063	3,303,302	88.32	12,843,483	31,657,299	146.49
CANADA	40,984	13,527	-66.99	198,782	143,346	-27.89
MEXICO	40,132	38,209	-4.79	69,951	72,231	3.26
GUATEMALA	8,240	957	-88.39	70,000	10,291	-85.3
HONDURAS	51,740	0	-100	140,835	0	-100
NICARAGUA	0	541	-	0	5,676	-
PANAMA	0	1,164	-	0	21,717	-
CHILE	0	13,876	-	0	79,391	-
VENEZUELA	2,079	50	-97.59	27,254	129	-99.53
ARGENTINA	143,031	429,850	200.53	1,354,627	1,854,649	36.91
BRAZIL	288,405	345,472	19.79	1,797,058	3,203,642	78.27
COLOMBIA	33,602	92,348	174.83	70,247	762,717	985.76
PERU	43,688	1,112	-97.45	65,603	15,589	-76.24
GUYANA	0	242	-	0	3,408	-
TRINIDAD AND TOBAGO	0	1,922	-	0	15,797	-
PUERTO RICO	800	8,032	904	3,130	80,179	2461.63
DOMINICAN REPUBLIC	0	4,231	-	0	40,256	-
EL SALVADOR	0	3,102	-	0	23,233	-
COSTA RICA	0	474	-	0	5,126	-
BARBADOS	0	2,504	-	0	16,735	-
ANTIGUA AND BARBUDA	29,890	211	-99.29	194,616	2,232	-98.85
ARUBA	0	637	-	0	6,281	-
BERMUDA	0	167	-	0	1,108	-
DOMINICA	0	82	-	0	1,991	-
FRENCH POLYNESIA	0	50	-	0	1,203	-
NETHERLANDS ANTILLES	102	173	69.61	503	834	65.81
SAINT KITTS AND NEVIS	0	137	-	0	1,142	-
UNITED KINGDOM	2,072,511	1,707,080	-17.63	15,992,219	15,427,610	-3.53
NETHERLANDS	471,017	459,604	-2.42	1,714,668	1,838,170	7.2
FRANCE	17,920	14,533	-18.9	102,680	100,478	-2.14
GERMANY, FED. REP. OF	742,024	950,529	28.1	2,914,242	3,748,989	28.64
AUSTRIA	20,227	10,440	-48.39	85,874	39,585	-53.9
BELGIUM	166,519	13,827	-91.7	656,973	151,640	-76.92
SWITZERLAND	13,873	24	-99.83	102,591	490	-99.52
DENMARK	135,468	89,401	-34.01	550,762	409,631	-25.62
NORWAY	191,117	139,023	-27.26	786,669	614,587	-21.87
SWEDEN	291,592	237,394	-18.59	1,264,565	1,103,996	-12.7
FINLAND	222,236	159,494	-28.23	891,781	708,978	-20.5
ITALY	259,914	456,651	75.69	1,187,083	1,546,123	30.25
SPAIN	88,304	99,048	12.17	851,497	749,441	-11.99
PORTUGAL	5,248	0	-100	25,675	0	-100
GREECE	59,543	70,588	18.55	294,057	317,778	8.07
HUNGARY	124,815	123,410	-1.13	553,050	597,586	8.05

TABEL 5. PERKEMBANGAN EKSPOR INDONESIA MENURUT KOMODITI DAN NEGARA TUJUAN

JENIS BARANG	BERAT BERSIH (KG)		PERUB	NILAI FOB (US \$)		PERUB
	JAN-MAR 2005	JAN-MAR 2006	%	JAN-MAR 2005	JAN-MAR 2006	%
	(1)	(2)	(3)	(4)	(5)	(6)
POLAND	53,146	85,484	60.85	136,030	350,024	157.31
BULGARIA	1,800	0	-100	22,214	0	-100
LITHUANIA	13,285	0	-100	57,536	0	-100
SLOVAKIA	0	6,255	-	0	15,176	-
RUSSIA FEDERATION	32,969	21,521	-34.72	126,524	122,879	-2.88
-UBI KAYU OLAHAN	48,118,372	13,116,900	-72.74	4,795,015	1,407,025	-70.66
JAPAN	0	29,897	-	0	20,849	-
HONG KONG	0	1,852	-	0	8,500	-
TAIWAN	3,994	3,279	-17.9	1,050	1,025	-2.38
CHINA	47,856,920	12,500,948	-73.88	4,743,602	1,263,414	-73.37
MALAYSIA	240,889	557,794	131.56	26,143	74,120	183.52
SAUDI ARABIA	1,814	0	-100	1,050	0	-100
AUSTRALIA	2,065	341	-83.49	2,533	767	-69.72
UNITED KINGDOM	5,025	22,789	353.51	8,040	38,350	376.99
NETHERLANDS	5,769	0	-100	7,921	0	-100
GERMANY, FED. REP. OF	1,896	0	-100	4,676	0	-100
-INDUSTRI LAINNYA	460,952,622	389,137,426	-15.58	653,278,925	794,097,575	21.56
JAPAN	40,615,460	34,949,734	-13.95	86,344,069	93,698,986	8.52
HONG KONG	4,070,974	3,949,676	-2.98	8,418,733	8,756,449	4.01
KOREA, REPUBLIC OF	12,131,013	11,448,721	-5.62	14,402,654	16,127,412	11.98
TAIWAN	41,909,468	15,423,280	-63.2	15,229,488	13,732,452	-9.83
CHINA	102,549,365	67,672,319	-34.01	27,854,097	27,639,494	-0.77
MONGOLIA	116,058	89,468	-22.91	185,030	165,466	-10.57
MACAU	691	2,520	264.69	2,384	10,217	328.57
PAPUA NEW GUINEA	752,283	1,004,929	33.58	944,512	1,087,848	15.18
THAILAND	14,995,170	20,473,152	36.53	43,832,795	63,516,373	44.91
SINGAPORE	50,506,534	44,659,483	-11.58	129,175,615	176,443,891	36.59
PHILIPPINES	10,599,712	7,087,659	-33.13	14,476,141	15,259,521	5.41
MALAYSIA	49,208,999	33,978,862	-30.95	44,124,631	61,501,682	39.38
MYANMAR (FORM. BURMA)	807,582	1,189,653	47.31	534,414	653,856	22.35
CAMBODIA	364,309	322,794	-11.4	552,296	533,945	-3.32
BRUNEI DARUSSALAM	1,421,594	205,561	-85.54	370,075	206,563	-44.18
LAO PEOPLE'S DEMOCRATIC REPUBLIC	0	42,249	-	0	901,095	-
NEPAL	20,000	41,934	109.67	4,484	45,388	912.22
VIET NAM	7,500,768	10,136,272	35.14	17,350,242	18,486,097	6.55
MALDIVES	323,132	937,453	190.11	250,121	449,973	79.9
INDIA	9,540,736	14,524,458	52.24	14,834,477	21,382,417	44.14
PAKISTAN	2,514,524	2,115,854	-15.85	1,697,640	1,696,670	-0.06
BANGLADESH	2,208,054	1,428,955	-35.28	2,481,946	2,449,437	-1.31
SRI LANKA	4,556,227	5,303,938	16.41	5,171,068	4,612,511	-10.8
AFGHANISTAN	0	2,980	-	0	2,275	-
IRAQ	3,618,108	3,017,661	-16.6	8,404,357	7,687,658	-8.53
IRAN (ISLAMIC REPUBLIC OF)	1,107,539	1,488,487	34.4	761,228	1,148,332	50.85
SAUDI ARABIA	5,268,048	10,829,716	105.57	7,209,077	8,982,293	24.6
KUWAIT	1,891,255	443,850	-76.53	598,926	449,644	-24.92
JORDAN	91,268	139,284	52.61	137,227	604,538	340.54
LEBANON	166,893	130,988	-21.51	151,204	167,315	10.66
YEMEN	130,270	47,765	-63.33	252,179	169,321	-32.86
OMAN	92,545	183,351	98.12	67,745	286,169	322.42
SYRIA ARAB REPUBLIC	247,257	103,853	-58	308,060	114,924	-62.69
TURKEY	671,345	744,685	10.92	1,022,398	1,344,674	31.52
UNITED ARAB EMIRATES	2,922,350	3,247,388	11.12	3,884,860	8,868,400	128.28
QATAR	376,630	2,106,670	459.35	159,040	395,804	148.87
BAHRAIN	307,876	1,218,984	295.93	230,581	216,038	-6.31
CYPRUS	154,395	54,220	-64.88	86,136	55,323	-35.77
EGYPT	532,630	446,066	-16.25	562,682	1,123,089	99.6
LIBYAN ARAB JAMAHIRIYA	272,301	589,658	116.55	896,452	693,423	-22.65
MOROCCO	2,505	309,205	12243.5	4,000	28,947	623.68
TUNISIA	6,677	36	-99.46	29,398	436	-98.52

TABEL 5. PERKEMBANGAN EKSPOR INDONESIA MENURUT KOMODITI DAN NEGARA TUJUAN

JENIS BARANG	BERAT BERSIH (KG)		PERUB	NILAI FOB (US \$)		PERUB
	JAN-MAR 2005	JAN-MAR 2006	%	JAN-MAR 2005	JAN-MAR 2006	%
	(1)	(2)	(3)	(4)	(5)	(6)
ALGERIA	1,201,495	1,425,747	18.66	2,982,631	3,332,132	11.72
SUDAN	913,655	472,273	-48.31	2,237,323	1,179,836	-47.27
ERITREA	335	0	-100	890	0	-100
NAMIBIA	0	20,037	-	0	5,218	-
ETHIOPIA	3,100	319	-89.71	21,600	2,451	-88.65
TANZANIA, UNITED REPUBLIC OF	179,816	215,790	20.01	386,488	280,348	-27.46
MADAGASCAR	46,874	4,542	-90.31	25,288	5,279	-79.12
KENYA	613,153	587,127	-4.24	920,054	649,263	-29.43
REUNION	231,545	437,262	88.85	65,338	328,193	402.3
MOZAMBIQUE	117,494	850	-99.28	332,839	3,469	-98.96
BOTSWANA	0	18,000	-	0	24,000	-
EQUATORIAL GUINEA	89,130	17,027	-80.9	89,818	19,031	-78.81
TOGO	61,903	211,586	241.8	196,255	290,917	48.23
GHANA	836,969	715,603	-14.5	938,615	1,138,717	21.32
LIBERIA	0	21,343	-	0	20,000	-
GUINEA	58,920	366,953	522.8	46,777	332,194	610.17
ANGOLA	245,537	311,545	26.88	245,776	320,910	30.57
CONGO	100,570	50,290	-50	95,964	52,178	-45.63
CAMEROON	168,378	44,926	-73.32	282,511	128,550	-54.5
NIGERIA	1,203,941	1,426,321	18.47	2,477,562	2,255,622	-8.96
SIERRA LEONE	14,337	35,398	146.9	20,231	43,106	113.07
GABON	10,456	195,010	1765.05	39,219	165,306	321.49
COTE D'IVOIRE	123,410	338,462	174.26	469,407	1,418,559	202.2
SENEGAL	34,075	8,162	-76.05	71,586	7,668	-89.29
MAURITANIA	15,002	0	-100	36,755	0	-100
MALI	26,973	83,488	209.52	20,206	75,827	275.27
BENIN	295,717	143,130	-51.6	264,802	239,019	-9.74
BURKINA FASO	8,772	8,772	0	34,035	36,053	5.93
GAMBIA	0	461	-	0	386	-
U.S. VIRGIN ISLANDS	491	390	-20.57	1,230	4,790	289.43
SEYCHELLES	29,903	308,449	931.5	29,716	88,197	196.8
UGANDA	45,865	31,367	-31.61	196,144	136,912	-30.2
NIGER	37,807	865	-97.71	30,770	1,370	-95.55
DJIBOUTI	46,933	71,913	53.22	53,801	42,170	-21.62
SAINT HELENA	110,000	0	-100	7,700	0	-100
SWAZILAND	24,687	23,675	-4.1	92,550	107,008	15.62
SOUTH AFRICA	3,007,379	3,053,932	1.55	4,066,446	6,278,784	54.4
ZAMBIA	44,718	0	-100	113,316	0	-100
MALAWI	170,492	0	-100	166,785	0	-100
COMOROS	4,592	0	-100	35,400	0	-100
MAURITIUS	32,725	35,507	8.5	79,445	44,279	-44.26
VIRGIN ISLANDS (BRITISH)	163	0	-100	343	0	-100
AUSTRALIA	11,756,344	20,644,091	75.6	15,983,054	32,784,585	105.12
NEW ZEALAND	1,928,018	2,284,058	18.47	2,196,714	2,961,356	34.81
MICRONESIA, FEDERATED STATES OF	12,379	4,809	-61.15	13,376	4,142	-69.03
GUAM	1,962	23,280	1086.54	5,278	17,529	232.11
PALAU	2,152	138	-93.59	1,710	1,103	-35.5
NEW CALEDONIA	135,337	1,572,339	1061.8	221,475	445,066	100.96
NORTHERN MARIANA ISLANDS	706	10,935	1448.87	1,403	28,763	1950.11
SAINT VINCENT AND THE GRENADINES	1,450	0	-100	934	0	-100
VANUATU	1,098	2,244	104.37	519	4,855	835.45
WALLIS AND FUTUNA ISLANDS	0	332	-	0	422	-
AMERICAN SAMOA	0	700	-	0	500	-
COOK ISLANDS	7,686	1,072	-86.05	12,720	2,923	-77.02
FIJI	277,182	197,170	-28.87	117,323	146,152	24.57
KIRIBATI	7,220	0	-100	7,125	0	-100
MARSHALL ISLANDS	0	18,523	-	0	34,411	-
SAMOA	5,155	25,826	400.99	3,336	7,693	130.61
SOLOMON ISLANDS	68,402	64,199	-6.14	185,336	276,661	49.28

TABEL 5. PERKEMBANGAN EKSPOR INDONESIA MENURUT KOMODITI DAN NEGARA TUJUAN

JENIS BARANG	BERAT BERSIH (KG)		PERUB	NILAI FOB (US \$)		PERUB
	JAN-MAR 2005	JAN-MAR 2006	%	JAN-MAR 2005	JAN-MAR 2006	%
	(1)	(2)	(3)	(4)	(5)	(6)
TONGA	77,015	66,744	-13.34	62,638	75,635	20.75
CHRISTMAS ISLANDS	1	245	24400	3	942	31300
EAST TIMOR	850,046	353,763	-58.38	542,441	432,566	-20.26
UNITED STATES	18,908,003	18,453,413	-2.4	78,415,955	80,008,309	2.03
CANADA	2,096,314	3,204,748	52.88	3,573,547	5,459,895	52.79
MEXICO	817,330	500,035	-38.82	4,508,701	2,178,583	-51.68
GUATEMALA	19,548	4,159	-78.72	71,209	55,006	-22.75
HONDURAS	27,602	0	-100	28,801	0	-100
NICARAGUA	0	549	-	0	1,952	-
PANAMA	51,800	236,700	356.95	310,949	850,291	173.45
CUBA	48,828	0	-100	169,394	0	-100
SURINAME	7,808	0	-100	14,757	0	-100
CHILE	470,921	51,609	-89.04	515,684	231,224	-55.16
VENEZUELA	1,119,249	496,825	-55.61	197,580	160,322	-18.86
ARGENTINA	232,789	141,854	-39.06	1,817,652	1,100,443	-39.46
BRAZIL	349,593	915,113	161.77	1,148,539	1,898,106	65.26
COLOMBIA	244,032	90,667	-62.85	149,641	82,932	-44.58
URUGUAY	123,016	59,279	-51.81	23,114	43,618	88.71
PARAGUAY	96,062	3,198	-96.67	306,418	12,636	-95.88
ECUADOR	236,276	202,729	-14.2	211,798	391,144	84.68
PERU	54,000	119,465	121.23	45,290	419,755	826.82
GUYANA	17,155	0	-100	25,000	0	-100
TRINIDAD AND TOBAGO	131,183	11,541	-91.2	159,823	53,445	-66.56
BAHAMAS	6,690	0	-100	4,398	0	-100
JAMAICA	21	5,127	24314.3	132	11,936	8942.42
PUERTO RICO	2,245	4,296	91.36	13,845	19,568	41.34
BELIZE	0	17,290	-	0	24,602	-
DOMINICAN REPUBLIC	4,634	79,457	1614.65	13,192	81,473	517.59
EL SALVADOR	43,346	40,215	-7.22	133,131	198,279	48.94
COSTA RICA	56,883	172,339	202.97	98,521	209,334	112.48
HAITI	58,220	62,206	6.85	72,750	126,801	74.3
BARBADOS	3,118	7,861	152.12	1,500	9,736	549.07
ANTIGUA AND BARBUDA	600	9,842	1540.33	16,439	4,807	-70.76
ANGUILLA	5,106	0	-100	12,654	0	-100
ARUBA	0	18,980	-	0	22,750	-
BERMUDA	124	1	-99.19	1,507	23	-98.47
CAPE VERDE	0	3,219	-	0	9,853	-
CAYMAN ISLANDS	164,560	61,405	-62.69	37,588	13,989	-62.78
FALKLAND ISLANDS (MALVINAS)	0	126	-	0	472	-
FRENCH GUIANA	653	485	-25.73	439	1,107	152.16
FRENCH POLYNESIA	67,488	308,742	357.48	133,758	193,634	44.76
GRENADA	0	150	-	0	2,112	-
MARTINIQUE	1,581	2,548	61.16	2,710	15,177	460.04
NETHERLANDS ANTILLES	19,110	4,951	-74.09	18,682	18,930	1.33
TURKS AND CAICOS ISLANDS	6,164	22,037	257.51	7,079	5,031	-28.93
GUADELOUPE	6,473	7,536	16.42	25,000	17,159	-31.36
UNITED KINGDOM	4,401,279	1,572,448	-64.27	8,286,716	7,056,298	-14.85
NETHERLANDS	5,512,148	2,112,601	-61.67	7,117,721	6,357,776	-10.68
FRANCE	2,334,350	2,830,225	21.24	6,220,427	8,761,089	40.84
GERMANY, FED. REP. OF	3,541,030	2,332,460	-34.13	16,206,476	16,369,857	1.01
AUSTRIA	277,214	276,667	-0.2	1,641,242	1,085,399	-33.87
BELGIUM	1,673,839	2,509,163	49.9	7,144,831	9,436,352	32.07
SWITZERLAND	63,221	91,478	44.7	449,639	622,875	38.53
LUXEMBOURG	24,585	0	-100	157,501	0	-100
GIBRALTAR	0	18	-	0	643	-
DENMARK	577,954	851,251	47.29	2,632,921	4,079,090	54.93
NORWAY	10,441,906	6,054,709	-42.02	2,272,186	2,235,499	-1.61
SWEDEN	337,574	521,789	54.57	1,702,316	2,380,753	39.85
FINLAND	441,662	291,844	-33.92	2,280,455	2,318,499	1.67

TABEL 5. PERKEMBANGAN EKSPOR INDONESIA MENURUT KOMODITI DAN NEGARA TUJUAN

JENIS BARANG	BERAT BERSIH (KG)		PERUB	NILAI FOB (US \$)		PERUB
	JAN-MAR 2005	JAN-MAR 2006	%	JAN-MAR 2005	JAN-MAR 2006	%
	(1)	(2)	(3)	(4)	(5)	(6)
IRELAND	44,386	15,492	-65.1	143,143	95,603	-33.21
ITALY	3,558,268	3,309,067	-7	8,736,206	11,901,484	36.23
SPAIN	808,836	956,937	18.31	1,738,486	2,689,028	54.68
PORTUGAL	69,570	34,517	-50.39	136,964	122,162	-10.81
ICELAND	275	2,977	982.55	3,448	8,741	153.51
GREECE	282,539	800,236	183.23	1,107,142	2,334,151	110.83
CZECHOSLOVAKIA	727	40,000	5402.06	6,039	12,760	111.29
HUNGARY	52,721	48,136	-8.7	188,654	88,765	-52.95
POLAND	223,563	290,751	30.05	993,233	2,151,516	116.62
ROMANIA	33,177	20,461	-38.33	140,106	69,140	-50.65
BULGARIA	68,060	52,783	-22.45	165,519	49,544	-70.07
YUGOSLAVIA	4,693	4,945	5.37	22,204	17,830	-19.7
ARMENIA	0	12,701	-	0	9,843	-
KAZAKHSTAN	0	18	-	0	357	-
UKRAINE	178,730	113,656	-36.41	114,107	315,716	176.68
LITHUANIA	11,138	17,231	54.7	58,890	165,995	181.87
LATVIA	12,637	7,019	-44.46	77,801	148,476	90.84
ESTONIA	78,716	162,079	105.9	63,149	42,187	-33.19
GEORGIA	0	68	-	0	324	-
CROATIA	12,477	8,251	-33.87	55,495	52,281	-5.79
BOSNIA AND HERZEGOVINA	5,440	0	-100	16,988	0	-100
MALTA	4,186	489	-88.32	21,538	5,354	-75.14
SLOVAKIA	16,748	27,033	61.41	288,759	302,843	4.88
SLOVENIA	127,648	58,078	-54.5	195,760	88,398	-54.84
CZECH REPUBLIC	6,842	17,467	155.29	47,008	125,319	166.59
FAEROE ISLANDS	3,162	0	-100	22,032	0	-100
RUSSIA FEDERATION	360,786	320,923	-11.05	1,003,183	681,802	-32.04
BIJI TEMBAGA	577,050,270	483,203,346	-16.26	720,645,461	841,397,133	16.76
JAPAN	120,945,269	138,397,601	14.43	143,656,821	217,190,043	51.19
KOREA, REPUBLIC OF	65,969,377	25,115,750	-61.93	80,926,927	42,017,740	-48.08
CHINA	47,162,506	24,989,836	-47.01	55,952,105	40,109,823	-28.31
SINGAPORE	0	20,000	-	0	4,000	-
PHILIPPINES	27,565,472	56,699,858	105.69	36,879,810	105,892,918	187.13
INDIA	113,106,018	56,080,054	-50.42	143,339,273	83,721,565	-41.59
GERMANY, FED. REP. OF	25,039,998	0	-100	21,641,842	0	-100
FINLAND	10,575,272	0	-100	12,905,903	0	-100
SPAIN	149,319,358	181,900,247	21.82	202,246,312	352,461,044	74.27
BULGARIA	17,367,000	0	-100	23,096,468	0	-100
BIJI NIKEL	647,509,000	770,203,000	18.95	28,554,931	29,100,977	1.91
JAPAN	489,654,000	532,804,000	8.81	25,383,749	21,140,480	-16.72
AUSTRALIA	157,855,000	99,492,000	-36.97	3,171,182	2,091,000	-34.06
GREECE	0	47,591,000	-	0	2,131,545	-
UKRAINE	0	90,316,000	-	0	3,737,952	-
BAUKSIT	397,076,080	1,270,669,012	220.01	5,242,618	10,768,016	105.39
JAPAN	184,740,307	198,309,000	7.34	2,180,397	2,014,748	-7.6
TAIWAN	0	23,300,000	-	0	81,550	-
CHINA	163,676,856	1,049,060,012	540.93	1,792,674	8,671,718	383.73
SINGAPORE	23,863,917	0	-100	285,651	0	-100
NETHERLANDS	24,795,000	0	-100	983,896	0	-100
BIJI TIMAH/TIN	1,181,410	122,492	-89.63	339,008	66,064	-80.51
CHINA	0	21,200	-	0	9,200	-
THAILAND	707,400	12	-100	141,480	6	-100
SINGAPORE	360,000	0	-100	99,000	0	-100
MALAYSIA	3,170	81,780	2479.81	6,500	818	-87.42
TURKEY	80,000	0	-100	88,000	0	-100
MAURITANIA	3,840	0	-100	518	0	-100
GERMANY, FED. REP. OF	27,000	0	-100	3,510	0	-100
BELGIUM	0	16,000	-	0	2,400	-
SWEDEN	0	3,500	-	0	53,640	-

TABEL 5. PERKEMBANGAN EKSPOR INDONESIA MENURUT KOMODITI DAN NEGARA TUJUAN

JENIS BARANG	BERAT BERSIH (KG)		PERUB	NILAI FOB (US \$)		PERUB
	JAN-MAR 2005	JAN-MAR 2006	%	JAN-MAR 2005	JAN-MAR 2006	%
	(1)	(2)	(3)	(4)	(5)	(6)
BATU BARA	27,339,646,165	37,065,710,356	35.57	829,658,109	1,256,096,460	51.4
JAPAN	6,212,546,657	7,554,720,792	21.6	209,381,164	309,885,367	48
HONG KONG	1,858,837,161	2,582,157,848	38.91	55,444,533	81,474,353	46.95
KOREA, DEMOCRATIC PEOPLE'S REPUBLIC	0	62,001,000	-	0	1,984,032	-
KOREA, REPUBLIC OF	2,390,857,003	5,255,222,857	119.8	61,401,223	159,391,498	159.59
TAIWAN	3,451,559,766	5,008,941,590	45.12	123,247,204	174,807,309	41.83
CHINA	317,246,799	830,414,741	161.76	7,724,212	23,977,770	210.42
THAILAND	1,542,579,835	1,445,872,664	-6.27	42,257,441	42,948,367	1.64
SINGAPORE	20	53,501,037	2.7E+08	92	1,787,551	1942890
PHILIPPINES	837,957,948	817,666,863	-2.42	27,584,900	31,079,283	12.67
MALAYSIA	1,770,040,863	1,914,073,786	8.14	44,764,487	54,912,737	22.67
VIET NAM	0	151,002,000	-	0	5,922,454	-
INDIA	3,380,981,845	5,030,094,719	48.78	84,923,696	143,618,156	69.11
PAKISTAN	193,954,716	211,071,952	8.83	5,556,132	7,229,361	30.11
SRI LANKA	35,781,000	12,195,061	-65.92	679,896	347,604	-48.87
MOROCCO	0	62,242,000	-	0	2,396,317	-
LIBERIA	64,328,000	0	-100	1,460,245	0	-100
CAMEROON	41,079,000	0	-100	790,770	0	-100
SIERRA LEONE	73,073,000	0	-100	1,223,972	0	-100
SOUTH AFRICA	535	0	-100	2	0	-100
NEW ZEALAND	242,706,000	180,536,800	-25.62	4,453,573	4,490,004	0.82
UNITED STATES	358,324,371	433,572,000	21	7,699,677	11,791,449	53.14
CHILE	186,296,000	332,387,677	78.42	3,963,588	10,996,780	177.45
UNITED KINGDOM	327,484,000	397,201,000	21.29	7,112,520	10,720,813	50.73
NETHERLANDS	478,601,000	940,376,000	96.48	15,524,523	37,631,607	142.4
FRANCE	270,549,000	201,918,000	-25.37	8,561,498	8,780,719	2.56
GERMANY, FED. REP. OF	61,829,100	0	-100	2,751,750	0	-100
SWITZERLAND	390,069,000	366,715,763	-5.99	16,772,828	12,176,671	-27.4
IRELAND	295,627,000	168,971,000	-42.84	18,749,566	9,649,933	-48.53
ITALY	1,706,411,742	1,952,787,000	14.44	54,483,305	72,894,039	33.79
SPAIN	614,353,000	559,381,206	-8.95	18,783,191	17,008,190	-9.45
PORTUGAL	0	150,315,000	-	0	8,174,129	-
GREECE	0	32,999,000	-	0	976,770	-
CROATIA	67,834,000	139,740,000	106	1,763,684	4,581,762	159.78
SLOVENIA	168,737,804	217,631,000	28.98	2,598,437	4,461,435	71.7
GRANIT	2,054,667,737	1,480,998,100	-27.92	6,809,023	4,973,841	-26.95
JAPAN	1,329	0	-100	1,320	0	-100
CHINA	32,956,000	0	-100	127,280	0	-100
SINGAPORE	2,007,291,989	1,473,913,100	-26.57	6,605,756	4,922,617	-25.48
MALAYSIA	0	7,085,000	-	0	51,224	-
AUSTRALIA	12,000,000	0	-100	69,699	0	-100
NETHERLANDS	2,418,419	0	-100	4,968	0	-100
PASIR ALAM	1,092,271,812	844,791,157	-22.66	2,215,234	6,073,344	174.16
JAPAN	949	0	-100	17,547	0	-100
HONG KONG	0	69,150	-	0	9,933	-
KOREA, REPUBLIC OF	60,037	0	-100	231	0	-100
TAIWAN	8	10,000	124900	54	3,800	6937.04
CHINA	366,419	17,851,876	4771.98	20,091	4,462,466	22111.3
THAILAND	342	20,812	5985.38	1,680	4,456	165.24
SINGAPORE	1,035,640,622	817,159,307	-21.1	2,007,575	1,551,982	-22.69
PHILIPPINES	4,000,000	20,000	-99.5	40,000	2,000	-95
MALAYSIA	43,200,000	0	-100	81,000	0	-100
SRI LANKA	8,999,984	9,659,904	7.33	39,722	38,639	-2.73
SAO TOME AND PRINCIPE	3,451	0	-100	7,334	0	-100
AUSTRALIA	0	48	-	0	48	-
UNITED STATES	0	60	-	0	20	-
HASIL TAMBANG LAIN	1,081,140,783	1,402,201,039	29.7	16,471,786	24,905,709	51.2
JAPAN	14,246,925	8,934,677	-37.29	839,453	506,421	-39.67
HONG KONG	1,880,972	15,538,742	726.1	198,170	342,216	72.69

TABEL 5. PERKEMBANGAN EKSPOR INDONESIA MENURUT KOMODITI DAN NEGARA TUJUAN

JENIS BARANG	BERAT BERSIH (KG)		PERUB	NILAI FOB (US \$)		PERUB
	JAN-MAR 2005	JAN-MAR 2006	%	JAN-MAR 2005	JAN-MAR 2006	%
	(1)	(2)	(3)	(4)	(5)	(6)
KOREA, REPUBLIC OF	4,311,580	4,342,053	0.71	429,372	766,588	78.54
TAIWAN	33,972,101	13,417,673	-60.5	961,090	697,268	-27.45
CHINA	274,027,580	442,949,898	61.64	8,165,789	13,063,460	59.98
MACAU	99,997	0	-100	37,200	0	-100
PAPUA NEW GUINEA	0	170	-	0	248	-
THAILAND	7,488,064	10,946,403	46.18	527,710	1,100,538	108.55
SINGAPORE	717,659,262	884,003,977	23.18	2,067,826	2,079,096	0.55
PHILIPPINES	3,174,676	2,720,936	-14.29	497,321	532,938	7.16
MALAYSIA	9,527,284	3,484,841	-63.42	722,280	286,039	-60.4
MYANMAR (FORM. BURMA)	0	364,000	-	0	45,124	-
CAMBODIA	1,827,660	1,600,310	-12.44	189,521	215,574	13.75
VIET NAM	2,772,415	3,438,280	24.02	158,868	241,490	52.01
INDIA	488,850	346,995	-29.02	49,303	48,054	-2.53
BANGLADESH	5,670,683	7,062,277	24.54	615,424	795,395	29.24
SRI LANKA	38,000	100,000	163.16	4,510	8,043	78.34
IRAN (ISLAMIC REPUBLIC OF)	0	60,000	-	0	7,350	-
SAUDI ARABIA	19,197	0	-100	10,591	0	-100
KUWAIT	0	17,371	-	0	1,900	-
TURKEY	24,000	0	-100	1,200	0	-100
UNITED ARAB EMIRATES	142,000	84,000	-40.85	42,400	12,520	-70.47
TANZANIA, UNITED REPUBLIC OF	0	219,500	-	0	41,646	-
KENYA	342,000	322,000	-5.85	64,881	63,138	-2.69
NIGERIA	0	200,000	-	0	53,838	-
SENEGAL	44,000	0	-100	2,354	0	-100
SOUTH AFRICA	344,615	417,185	21.06	26,700	82,011	207.16
AUSTRALIA	807,558	403,665	-50.01	128,648	179,275	39.35
NEW ZEALAND	76,184	57,249	-24.85	21,572	10,927	-49.35
PALAU	750	0	-100	3,000	0	-100
FIJI	532,363	0	-100	73,846	0	-100
SOLOMON ISLANDS	115,001	0	-100	159,068	0	-100
UNITED STATES	583,383	501,631	-14.01	336,431	432,113	28.44
CANADA	36,664	19,164	-47.73	42,109	15,529	-63.12
BRAZIL	0	36,253	-	0	7,070	-
MARTINIQUE	0	34	-	0	159	-
UNITED KINGDOM	466,246	77,465	-83.39	22,115	27,862	25.99
NETHERLANDS	0	49,877	-	0	134,610	-
FRANCE	12,883	12,670	-1.65	15,144	12,574	-16.97
GERMANY, FED. REP. OF	6,037	935	-84.51	4,437	2,369	-46.61
BELGIUM	11,564	22,877	97.83	3,351	3,046,991	90827.8
SWITZERLAND	285,224	340,301	19.31	19,888	30,641	54.07
NORWAY	0	40,400	-	0	2,020	-
ITALY	57	0	-100	350	0	-100
SPAIN	0	66,518	-	0	11,028	-
PORTUGAL	8	0	-100	64	0	-100
GREECE	0	712	-	0	1,646	-
KYRGYZSTAN	105,000	0	-100	29,800	0	-100
BARANG-BARANG SENI	661,083	693,711	4.94	1,292,519	1,713,812	32.59
JAPAN	16,066	51,635	221.39	51,713	260,236	403.23
HONG KONG	440	2,122	382.27	2,196	11,451	421.45
KOREA, REPUBLIC OF	2,348	16,605	607.2	1,818	25,209	1286.63
TAIWAN	7,794	4,939	-36.63	26,543	15,201	-42.73
CHINA	188	270	43.62	323	4,025	1146.13
THAILAND	0	1,669	-	0	439	-
SINGAPORE	3,217	8,988	179.39	18,373	48,327	163.03
PHILIPPINES	206	51	-75.24	122	140	14.75
MALAYSIA	16,043	57,466	258.2	117,912	63,768	-45.92
BRUNEI DARUSSALAM	58	183	215.52	1,241	53	-95.73
VIET NAM	116,996	25	-99.98	62,600	253	-99.6
MALDIVES	11	456	4045.45	51	2,977	5737.25

TABEL 5. PERKEMBANGAN EKSPOR INDONESIA MENURUT KOMODITI DAN NEGARA TUJUAN

JENIS BARANG	BERAT BERSIH (KG)		PERUB	NILAI FOB (US \$)		PERUB
	JAN-MAR 2005	JAN-MAR 2006	%	JAN-MAR 2005	JAN-MAR 2006	%
	(1)	(2)	(3)	(4)	(5)	(6)
INDIA	31	3,269	10445.2	200	5,140	2470
SRI LANKA	0	579	-	0	1,539	-
IRAN (ISLAMIC REPUBLIC OF)	5,783	0	-100	703	0	-100
SAUDI ARABIA	0	3,000	-	0	9,267	-
KUWAIT	14	20,000	142757	44	1,100	2400
JORDAN	0	860	-	0	547	-
YEMEN	0	279	-	0	418	-
SYRIA ARAB REPUBLIC	26	0	-100	8	0	-100
TURKEY	38,530	39,389	2.23	49,654	52,746	6.23
UNITED ARAB EMIRATES	10,474	12,216	16.63	26,237	12,988	-50.5
QATAR	0	91	-	0	80	-
BAHRAIN	125	0	-100	161	0	-100
CYPRUS	1,566	50	-96.81	1,928	9,345	384.7
EGYPT	21,231	189	-99.11	2,040	156	-92.35
MOROCCO	192	0	-100	73	0	-100
MADAGASCAR	657	0	-100	1,050	0	-100
REUNION	1,173	731	-37.68	1,646	1,351	-17.92
GABON	115	0	-100	107	0	-100
SENEGAL	10,223	0	-100	9,200	0	-100
SOUTH AFRICA	1,260	166	-86.83	2,126	206	-90.31
VIRGIN ISLANDS (BRITISH)	0	4	-	0	40	-
AUSTRALIA	47,027	59,878	27.33	89,657	96,488	7.62
NEW ZEALAND	115,572	1,327	-98.85	56,430	3,745	-93.36
GUAM	0	813	-	0	1,150	-
NEW CALEDONIA	431	1,902	341.3	814	4,058	398.53
VANUATU	0	330	-	0	621	-
COOK ISLANDS	0	4,447	-	0	11,247	-
FIJI	26	8,673	33257.7	102	17,334	16894.1
UNITED STATES	61,963	57,559	-7.11	247,181	248,634	0.59
CANADA	4,972	3,382	-31.98	42,584	6,236	-85.36
MEXICO	1,484	508	-65.77	1,075	2,114	96.65
PANAMA	0	690	-	0	450	-
CHILE	0	109	-	0	190	-
ARGENTINA	1,216	0	-100	752	0	-100
BRAZIL	0	1,132	-	0	1,950	-
COLOMBIA	382	0	-100	2,952	0	-100
PUERTO RICO	1,059	495	-53.26	840	389	-53.69
DOMINICAN REPUBLIC	1	193	19200	1	179	17800
EL SALVADOR	0	235	-	0	482	-
COSTA RICA	4,473	1,085	-75.74	3,615	560	-84.51
CAYMAN ISLANDS	0	22	-	0	894	-
DOMINICA	387	0	-100	420	0	-100
FRENCH POLYNESIA	768	5,799	655.08	1,114	5,165	363.64
MARTINIQUE	435	707	62.53	533	1,197	124.58
NETHERLANDS ANTILLES	75	90	20	2,266	3,690	62.84
GUADELOUPE	117	161	37.61	398	440	10.55
UNITED KINGDOM	11,178	14,122	26.34	27,936	52,844	89.16
NETHERLANDS	5,336	26,540	397.38	12,945	77,740	500.54
FRANCE	16,108	64,703	301.68	45,984	228,525	396.97
GERMANY, FED. REP. OF	20,630	48,790	136.5	49,298	67,422	36.76
AUSTRIA	1,075	571	-46.88	19,591	1,934	-90.13
BELGIUM	19,651	34,303	74.56	30,470	77,385	153.97
SWITZERLAND	773	330	-57.31	1,630	331	-79.69
DENMARK	2,610	1,526	-41.53	3,917	10,273	162.27
NORWAY	2,231	0	-100	3,036	0	-100
SWEDEN	7,933	3,620	-54.37	8,501	5,107	-39.92
IRELAND	0	1,706	-	0	1,613	-
ITALY	30,886	62,258	101.57	103,175	133,100	29
SPAIN	39,762	50,004	25.76	143,737	102,702	-28.55

TABEL 5. PERKEMBANGAN EKSPOR INDONESIA MENURUT KOMODITI DAN NEGARA TUJUAN

JENIS BARANG	BERAT BERSIH (KG)		PERUB	NILAI FOB (US \$)		PERUB
	JAN-MAR 2005	JAN-MAR 2006	%	JAN-MAR 2005	JAN-MAR 2006	%
	(1)	(2)	(3)	(4)	(5)	(6)
PORTUGAL	2,579	74	-97.13	5,913	768	-87.01
GREECE	2,165	3,027	39.82	1,864	4,021	115.72
HUNGARY	901	5,189	475.92	2,540	11,896	368.35
POLAND	983	0	-100	736	0	-100
ROMANIA	216	691	219.91	300	515	71.67
BULGARIA	0	126	-	0	90	-
YUGOSLAVIA	60	0	-100	137	0	-100
UKRAINE	0	132	-	0	300	-
CROATIA	457	181	-60.39	1,658	127	-92.34
MALTA	394	0	-100	348	0	-100
SLOVAKIA	0	364	-	0	290	-
RUSSIA FEDERATION	0	685	-	0	2,614	-
BARANG KIRIMAN, POS DAN YANG DIKEMBALIK	1	0	-100	1	0	-100
SINGAPORE	1	0	-100	1	0	-100
LAINNYA	658	119	-81.91	11,846	7,521	-36.51
JAPAN	199	17	-91.46	3,955	7,000	76.99
HONG KONG	0	100	-	0	500	-
SINGAPORE	195	1	-99.49	3,613	10	-99.72
UNITED STATES	27	1	-96.3	303	11	-96.37
GERMANY, FED. REP. OF	52	0	-100	1,267	0	-100
BELGIUM	185	0	-100	2,708	0	-100
TOTAL EKSPOR	59,190,197,408	68,895,937,826	16.4	19,878,585,740	22,452,046,422	12.95