



Katalog: 8202019

**BULETIN
STATISTIK PERDAGANGAN LUAR NEGERI**

EKSPOR

**MENURUT HARMONIZED SYSTEM
OKTOBER 2018**



BADAN PUSAT STATISTIK

**BULETIN
STATISTIK PERDAGANGAN LUAR NEGERI**

EKSPOR

**MENURUT HARMONIZED SYSTEM
OKTOBER 2018**

8



Buletin Statistik Perdagangan Luar Negeri Ekspor Menurut HS, Oktober 2018

ISSN : 2252-8563

No. Publikasi : 06110.1847

Katalog : 8202019

Ukuran Buku : -

Jumlah Halaman : vi + 244 halaman

Naskah :

Subdirektorat Statistik Ekspor

Penyunting :

Subdirektorat Statistik Ekspor

Desain Kover oleh :

Subdirektorat Publikasi dan Kompilasi Statistik

Penerbit :

© BPS RI

Pencetak :

PT Citra Mawana Patamaro

Sumber Ilustrasi : -

Dilarang mengumumkan, mendistribusikan, mengkomunikasikan, dan/atau menggandakan sebagian atau seluruh isi buku ini untuk tujuan komersial tanpa izin tertulis dari Badan Pusat Statistik

KATA PENGANTAR


Buletin Statistik Perdagangan Luar Negeri Ekspor yang diterbitkan secara bulanan memuat data ekspor menurut 21 kelompok penggolongan barang, HS (*Harmonized System*) 2 digit, HS 8 digit, Negara Tujuan Ekspor, Provinsi, dan Pelabuhan Muat yang dirinci menurut Berat Bersih dan Nilai FOB. Buletin terbitan kali ini menyajikan data bulan Oktober 2018 serta kumulatif bulan Januari sampai Oktober 2018.

Buletin ini juga menyajikan gambaran singkat tentang perbandingan, pertumbuhan, dan peranan data ekspor menurut rincian diatas, serta data pokok yang cukup dominan atau yang mengalami perubahan signifikan. Diharapkan data ekspor ini dapat digunakan sebagai dasar evaluasi dan kajian perkembangan ekspor Indonesia.

Kepada para pengguna data, saran dan kritik yang bersifat konstruktif demi penyempurnaan publikasi ini, sangat diharapkan. Kiranya usaha BPS untuk meningkatkan pelayanan dan pemasyarakatan statistik (khususnya data Statistik Ekspor) dapat dilaksanakan secara baik dan berkesinambungan.

Jakarta, Desember 2018

Kepala Badan Pusat Statistik



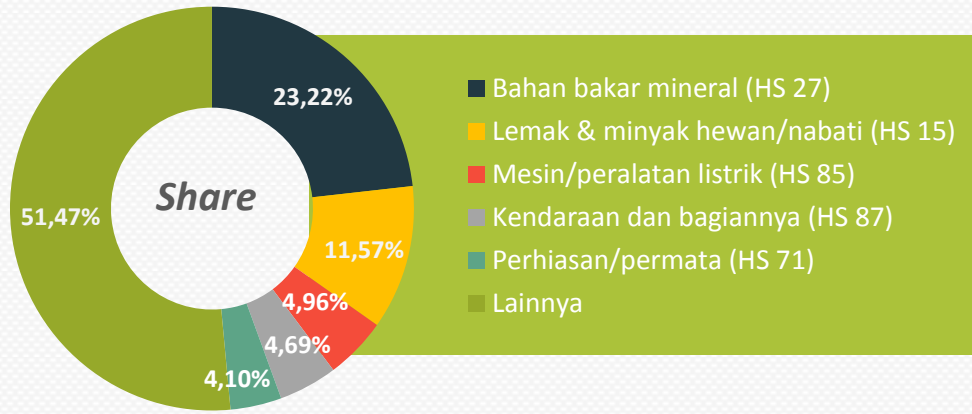
Dr. Suhariyanto

DAFTAR ISI

	Halaman / Page
Kata Pengantar	iii
Daftar Isi	iv
Penjelasan.....	1-3
Ringkasan	4-10
Tabel-Tabel	
Tabel 1. Ekspor Indonesia Menurut 21 Golongan Barang.....	11
Tabel 2. Ekspor Indonesia Menurut Kode HS 2 digit	12-14
Tabel 3. Ekspor Indonesia Menurut Komoditi (Kode HS 8 digit)	15-235
Tabel 4. Ekspor Indonesia Menurut Negara Tujuan.....	236-239
Tabel 5. Ekspor Indonesia Menurut Provinsi dan Pelabuhan Muat..	240-244

**EKSPOR INDONESIA
MENURUT
HARMONIZED
SYSTEM**

OKTOBER 2018



EKSPOR KE BEBERAPA NEGARA UTAMA



EKSPOR DARI BEBERAPA PELABUHAN UTAMA

**Total Ekspor
Oktober
2018
=
US\$15,89
miliar**



PENJELASAN

A. PENDAHULUAN

Penyajian buku publikasi Buletin Statistik Perdagangan Luar Negeri Ekspor menurut HS Oktober 2018 terdiri dari :

- Bagian ulasan yang menjelaskan tentang ringkasan ekspor Indonesia dari sisi migas dan nonmigas, perkembangan nilai ekspor Indonesia (FOB), ekspor Indonesia menurut negara tujuan utama, ekspor golongan barang HS 2 digit utama, ekspor Indonesia menurut pelabuhan muat utama tiap provinsi.
- Bagian lampiran yang berisi Tabel 1. Ekspor Indonesia Menurut 21 Golongan Barang, Tabel 2. Ekspor Indonesia Menurut Kode HS 2 Digit, Tabel 3. Ekspor Indonesia Menurut Komoditi (Kode HS 8 Digit), Tabel 4. Ekspor Indonesia Menurut Negara Tujuan dan Tabel 5. Ekspor Indonesia Menurut Provinsi dan Pelabuhan Muat.

B. DAERAH PENCATATAN

Daerah pencatatan statistik dalam publikasi ini meliputi seluruh wilayah Republik Indonesia.

C. SUMBER DATA

Data Ekspor dikumpulkan berdasarkan dokumen ekspor atau Pemberitahuan Ekspor Barang (PEB) yang diisi oleh Eksportir dan telah diberikan ijin muat oleh Kantor Pelayanan Bea dan Cukai, selanjutnya dikirim ke Badan Pusat Statistik (BPS) dan Bank Indonesia (BI). Sejak tahun 2015, sumber data lainnya adalah catatan instansi lain, PT. POS Indonesia, dan survei ekspor perbatasan laut.

D. SISTEM PERDAGANGAN

Pencatatan Statistik Perdagangan Luar Negeri menggunakan sistem perdagangan umum (*General Trade*) dimana pencatatan dilakukan dari dokumen PEB dan non PEB yang dimuat dari pelabuhan di seluruh wilayah Indonesia termasuk kawasan berikat.

E. RUANG LINGKUP

Pencatatan Statistik Ekspor meliputi seluruh barang yang keluar dari wilayah Republik Indonesia, baik yang bersifat komersial maupun bukan komersial seperti bantuan barang kredit lunak, hadiah dan sebagainya.

- a. Ekspor kapal laut dan pesawat udara termasuk dalam statistik ekspor sedangkan ekspor bunker oil untuk kapal tidak tercatat dalam publikasi ini.
- b. Barang-barang yang diolah di luar negeri tetap dicatat sebagai ekspor, meskipun hasil olahan barang tersebut akan kembali masuk ke wilayah Indonesia.
- c. Barang-barang berikut ini tidak termasuk dalam statistik ekspor, yaitu : pakaian dan barang-barang perhiasan penumpang, barang-barang yang dikirim untuk perwakilan Indonesia di luar negeri, barang-barang untuk ekspedisi dan ekshibisi/pameran, pembungkus/peti kemas untuk diisi di luar negeri, uang dan surat-surat berharga, barang-barang contoh dan barang-barang yang dikirim ke luar negeri untuk diperbaiki.

F. SISTEM PENGOLAHAN

Data dalam publikasi ini mencakup dokumen-dokumen ekspor periode pencatatan Oktober 2018 yang diterima Badan Pusat Statistik, yang terdiri dari dokumen kepabeanan (PEB) dan dokumen dari sumber lainnya (non PEB).

G. KLASIFIKASI JENIS BARANG

Penggolongan barang di dalam publikasi periode Oktober 2018 ini menggunakan Klasifikasi menurut Buku Tarif Kepabeanan Indonesia 2017 (BTKI-2017) yang didasarkan atas *Harmonized System* (HS) merupakan pembaruan dari BTKI tahun 2012. Versi yang terakhir ini mengalami perubahan yang relatif besar dibanding sistem pengkodean versi sebelumnya yaitu penggolongan barang dari 10 digit menjadi 8 digit serta perubahan pada penggolongan/pengelompokan barang maupun pendefinisianya.

H. PERIODE REFERENSI

Periode penentuan ekspor adalah tanggal diberikannya izin muat barang tersebut oleh pejabat Kantor Pelayanan Bea dan Cukai setelah diadakan pemeriksaan seperlunya.

I. NILAI BARANG

Nilai barang yang dicatat untuk Statistik Ekspor adalah nilai FOB (dolar AS).

J. SATUAN BARANG

Sejak tahun 1975 ekspor disajikan dalam berat bersih (kg).

K. NEGARA TUJUAN

Yang dimaksud dengan negara tujuan adalah negara tujuan akhir (*last known destination*) yang diketahui dimana barang tersebut akan dikonsumsi atau diperdagangkan.

L. PELABUHAN MUAT

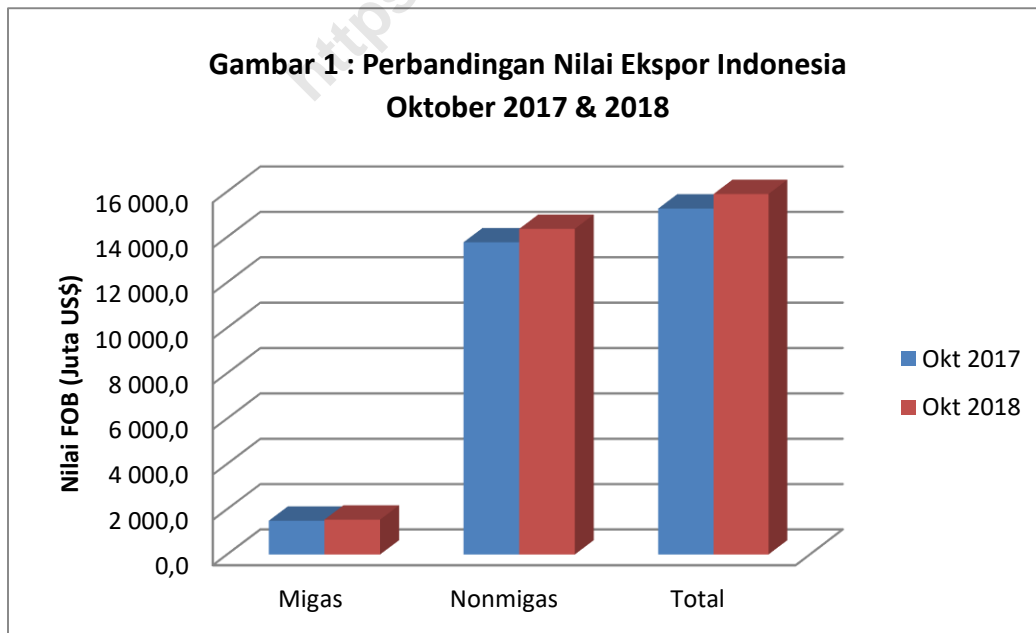
Yang dimaksud dengan pelabuhan muat ekspor adalah pelabuhan muat dimana surat izin muat ekspor tersebut dikeluarkan.

RINGKASAN

Ekspor Indonesia pada bulan Oktober 2018 mencapai nilai US\$15.894,2 juta dengan volume 56.691,3 ribu ton, yang terdiri dari US\$1.536,6 juta hasil ekspor minyak dan gas bumi dan US\$14.357,6 juta hasil ekspor komoditi nonmigas.

Dibandingkan periode yang sama tahun 2017, nilai ekspor naik US\$641,6 juta, karena adanya peningkatan ekspor dari kelompok nonmigas sebesar US\$593,2 juta atau naik 4,31 persen dibanding nilai ekspor Oktober 2017. Demikian pula dengan ekspor migas mengalami peningkatan sebesar US\$48,4 juta.

Dengan demikian, dapat dilihat bahwa penerimaan dari sektor migas cukup menjanjikan dan memiliki peluang untuk terus ditingkatkan produktivitasnya. Demikian pula halnya dengan ekspor nonmigas pada Oktober 2018 menunjukkan performanya dengan peningkatan kinerja. Harga minyak mentah Indonesia pada bulan Oktober 2018 sebesar US\$77,56 per barelnya, naik sebesar US\$23,54 per barel dibandingkan bulan Oktober 2017.

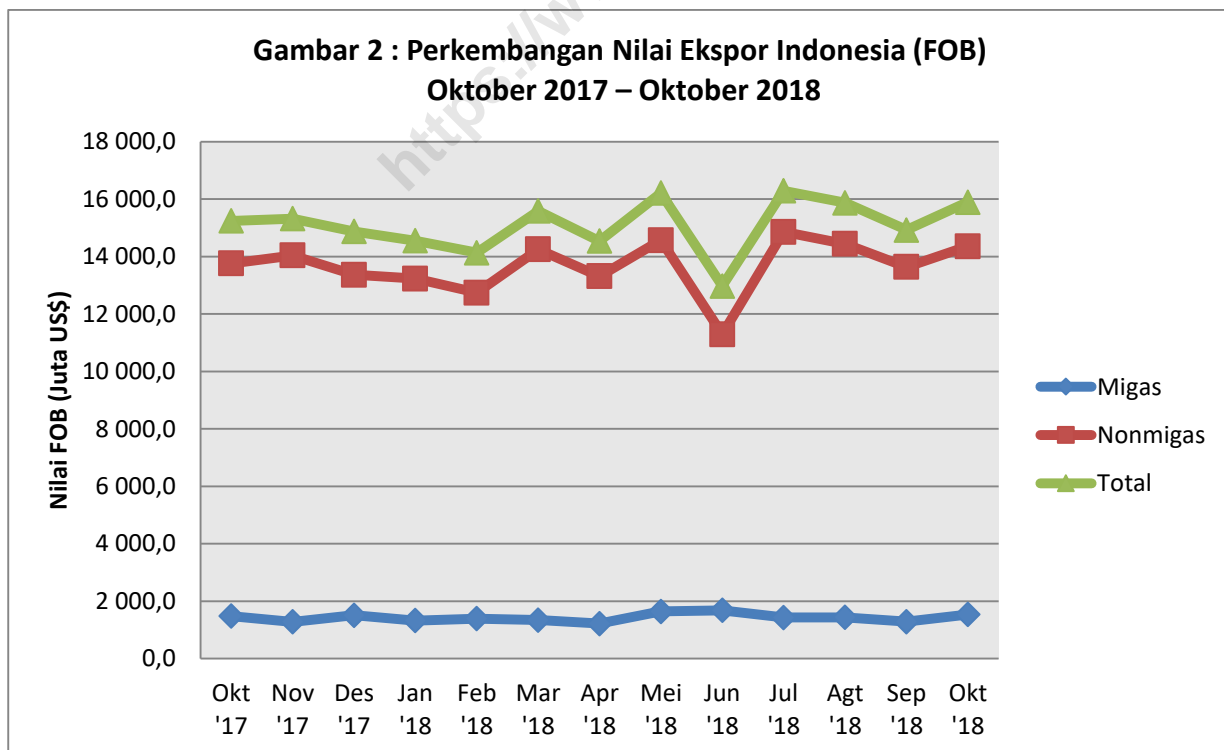


Sumber : dokumen PEB, non PEB, diolah

Pada Gambar 1 ditampilkan perbandingan nilai ekspor periode Oktober 2017 dan 2018. Sedangkan trend perkembangannya dari bulan Oktober 2017 sampai dengan Oktober 2018 disajikan pada Gambar 2. Nilai ekspor kelompok migas pada Oktober 2017 senilai US\$1.488,2 juta yang terdiri dari minyak mentah, hasil minyak dan gas masing-masing senilai US\$506,5 juta, US\$148,9 juta dan US\$832,8 juta. Sedangkan pada Oktober 2018 untuk kelompok migas secara keseluruhan memberikan sumbangan nilai ekspor sebesar US\$1.536,6 juta atau mengalami peningkatan sebesar US\$48,4 juta

dibandingkan dengan periode yang sama tahun 2017 dengan rincian minyak mentah US\$418,8 juta, hasil minyak US\$165,6 juta dan gas US\$952,2 juta.

Nilai ekspor untuk kelompok nonmigas yang terdiri dari hasil pertanian, hasil industri pengolahan serta hasil tambang dan lainnya pada bulan Oktober 2017 masing-masing US\$349,5 juta, US\$10.965,1 juta, dan US\$ 2.449,8 juta. Sementara itu pada periode Oktober 2018 masing-masing mencapai US\$315,9 juta, US\$11.628,4 juta, dan US\$2.413,3 juta.



Sumber : dokumen PEB, non PEB, diolah

Nilai ekspor Indonesia Oktober 2018 mencapai US\$15,89 miliar atau naik sebesar 6,50 persen dibanding ekspor September 2018, dan naik sebesar 4,21 persen dibanding ekspor Oktober 2017.

Ekspor nonmigas Oktober 2018 mencapai US\$14,36 miliar atau naik sebesar 5,28 persen dibanding nilai ekspor nonmigas September 2018, dan naik 4,31 persen dibanding ekspor nonmigas Oktober 2017.

Dipandang dari negara tujuan ekspor utama (Tabel A) ekspor ke Tiongkok Oktober 2018 mencapai angka terbesar yaitu US\$2,50 miliar, disusul Amerika Serikat US\$1,59 miliar dan Jepang US\$1,48 miliar, dengan kontribusi ketiganya mencapai 35,03 persen. Untuk negara utama, peningkatan terbesar terjadi ke Malaysia dengan peningkatan sebesar US\$134,5 juta, Amerika Serikat dengan peningkatan sebesar US\$115,5 juta dan Taiwan dengan peningkatan sebesar US\$105,9 juta. Untuk ekspor ke Uni Eropa (28 negara) sebesar US\$1,39 miliar, menunjukkan penurunan ekspor dibandingkan dengan nilai ekspor pada periode yang sama tahun 2017.

Dari Tabel A juga terlihat bahwa terdapat negara tujuan utama ekspor yang mengalami penurunan nilai. Penurunan terjadi pada negara Tiongkok dengan persentase penurunan mencapai 3,26 persen,

Jepang dengan persentase penurunan mencapai 4,04 persen, dan Korea Selatan dengan persentase 2,88 persen.

Pada Tabel B ekspor golongan barang HS 2 digit utama nampak sebagian nilai ekspor mengalami peningkatan. Peningkatan terbesar terjadi pada besi dan baja sebesar US\$222,6 juta yang merupakan komoditi terbesar ke-6 pada ekspor Oktober 2018 dan terbesar ke-16 pada Oktober 2017.

Sedangkan penurunan ekspor golongan barang HS 2 digit utama Oktober 2018 terjadi pada bijih, kerak dan abu logam sebesar US\$192,4 juta yang merupakan komoditi ekspor ke-16 terbesar pada Oktober 2018 dan ke-7 terbesar pada Oktober 2017.

Menurut sektor, ekspor hasil industri pengolahan Oktober 2018 naik sebesar 6,05 persen dibanding ekspor hasil industri pengolahan periode yang sama tahun 2017, sedangkan ekspor hasil tambang & lainnya turun sebesar 1,49 persen, dan ekspor hasil pertanian turun sebesar 9,61 persen.

Berdasarkan Tabel C total ekspor Indonesia menurut provinsi pelabuhan muat, ekspor Indonesia terbesar pada periode Oktober 2018 berasal dari DKI Jakarta dengan nilai US\$4,85 miliar (30,53 persen), diikuti Jawa Timur sebesar US\$2,05 miliar (12,88 persen) dan Kalimantan Timur sebesar US\$1,71 miliar (10,78 persen).

**Tabel A. Total Ekspor Indonesia Menurut Negara Tujuan Utama
Oktober 2018 dan Januari - Oktober 2017 dan 2018**

Negara Tujuan	Nilai FOB (Juta US\$)				Perubahan Okt'18 thd Okt'17 (Juta US\$)
	Okt	Okt	Jan-Okt	Jan-Okt	
	2017	2018	2017	2018	
(1)	(2)	(3)	(4)	(5)	(6)
ASEAN	3 566,9	3 867,4	32 241,7	34 944,0	300,4
1 Singapura	1 191,4	1 157,1	10 557,0	10 559,1	-34,3
2 Malaysia	737,4	872,0	6 926,6	7 850,2	134,5
3 Thailand	536,6	619,9	5 359,9	5 832,6	83,2
ASEAN Lainnya	1 101,5	1 218,4	9 398,1	10 702,2	117,0
UNI EROPA	1 434,3	1 394,2	13 625,0	14 374,2	-40,1
4 Germany, Fed. Rep. of	228,7	236,5	2 216,4	2 248,3	7,8
5 France	83,3	85,8	805,2	858,7	2,5
6 United Kingdom	120,4	128,2	1 189,9	1 233,5	7,8
Uni Eropa Lainnya	1 001,8	943,7	9 413,5	10 033,7	-58,1
NEGARA UTAMA LAINNYA	8 214,7	8 368,7	71 456,3	80 341,5	154,1
7 China	2 582,3	2 498,0	18 351,6	22 613,9	-84,3
8 Japan	1 545,2	1 482,7	14 414,1	16 373,6	-62,5
9 United States	1 470,8	1 586,3	14 724,9	15 476,7	115,5
10 India	1 246,7	1 330,1	11 587,9	11 465,8	83,4
11 Australia	189,3	225,3	2 060,3	2 400,8	36,0
12 Korea, Republic Of	793,9	753,9	6 921,6	8 024,5	-39,9
13 Taiwan	386,5	492,3	3 395,9	3 986,2	105,9
Total 13 Negara Tujuan Utama	11 112,6	11 468,1	98 511,3	108 923,9	355,5
Lainnya	4 140,0	4 426,0	40 117,6	42 052,2	286,1
Total Ekspor Indonesia	15 252,6	15 894,2	138 628,9	150 976,1	641,6

Sumber : dokumen PEB, non PEB, diolah

Pada Tabel 1 disajikan ekspor menurut 21 golongan barang HS. Disini terlihat bahwa perolehan devisa terbesar pada bulan Oktober 2018 dari kelompok golongan barang V (Produk mineral) dengan nilai US\$3.988,1 juta atau sekitar 25,09 persen dari total ekspor, kelompok golongan barang III (Lemak, Minyak, Malam Nabati/Hewani) dengan nilai US\$1.838,5 juta atau sekitar 11,57 persen, serta kelompok golongan barang XVI (mesin dan perlengkapan listrik) senilai US\$1.301,5 juta atau sekitar 8,19 persen.

Dibandingkan periode yang sama tahun sebelumnya, produk mineral mengalami penurunan 0,94 persen, lemak, minyak, malam nabati/hewani mengalami penurunan sebesar 2,91 persen; sedangkan mesin dan perlengkapan listrik mengalami peningkatan sebesar 0,84 persen.

Pada Tabel 2 disajikan ekspor menurut HS 2 digit. Nilai ekspor yang mengalami pertumbuhan terbesar untuk bulan Oktober 2018 dibandingkan dengan nilai ekspor Oktober 2017 antara lain HS 93 (*arms & ammunition, parts and accessories thereof*) dengan tingkat pertumbuhan 2.146,67 persen dan nilai ekspor US\$674; kemudian HS 22 (*beverages, spirit and vinegar*) dengan besar tingkat pertumbuhan mencapai 176,50 persen dan memiliki nilai

ekspor mencapai US\$36,6 juta, kemudian HS 76 (*aluminium and articles thereof*) yang memiliki tingkat pertumbuhan 137,61 persen dengan nilai ekspor US\$106,1 juta Selanjutnya HS 36 (*explosives, pyrotechnic alloys, certain combustible preparations*) dengan tingkat pertumbuhan sebesar 95,57 persen dan nilai ekspor mencapai US\$1,0 juta, serta HS 28 (*inorganic chemicals*) dengan tingkat pertumbuhan mencapai 94,71 persen dengan nilai ekspor mencapai US\$143,9 juta.

Adapun jenis barang yang mengalami penurunan antara lain HS 51 (*wool, fine or coarse animal hair, horse hair yarn woven fabric*) dengan penurunan ekspor 98,38 persen dengan nilai ekspor US\$2.571; kemudian HS 43 (*furskins and artificial fur; manufacture thereof*) yang mengalami penurunan mencapai 86,38 persen dengan total nilai ekspor mencapai US\$2.631; selanjutnya HS 45 (*cork and articles of cork*) dengan penurunan ekspor 85,70 persen dengan nilai ekspor US\$3.761; diikuti HS 50 (*silk*) yang mengalami penurunan ekspor 59,78 persen dengan nilai ekspor sebesar US\$4.731, dan HS 05 (*products of animal origin, not elsewhere specified or included*) yang mengalami penurunan ekspor 59,56 persen dengan nilai ekspor sebesar US\$2,1 juta.

**Tabel B. Total Ekspor Golongan Barang HS2 Digit Utama
Oktober 2018 dan Januari - Oktober 2017 dan 2018**

Golongan Barang (HS)	Nilai FOB (Juta US\$)				Perubahan Okt'18 thd Okt'17 (Juta US\$)
	Okt 2017	Okt 2018	Jan-Okt 2017	Jan-Okt 2018	
(1)	(2)	(3)	(4)	(5)	(6)
1 Bahan bakar mineral (27)	3 540,1	3 690,1	30 149,3	34 860,5	150,1
2 Lemak & minyak hewan/nabati (15)	1 893,5	1 838,5	18 994,5	17 105,3	-55,0
3 Mesin/peralatan listrik (85)	748,1	787,9	7 128,5	7 375,2	39,8
4 Kendaraan dan Bagiannya (87)	628,1	745,7	5 703,5	6 255,6	117,6
5 Karet dan Barang dari karet (40)	634,6	506,9	6 635,3	5 450,6	-127,7
6 Perhiasan/permata (71)	446,2	651,8	4 756,3	4 901,2	205,6
7 Mesin-mesin/Pesawat Mekanik (84)	542,6	513,6	4 868,7	4 829,3	-29,0
8 Besi dan Baja (72)	291,6	514,2	2 433,8	4 666,8	222,6
9 Bijih, Kerak dan Abu logam (26)	467,4	274,9	2 680,8	4 542,6	-192,4
10 Berbagai produk kimia (38)	345,6	394,1	3 191,4	4 218,7	48,5
Total 10 Golongan Barang	9 537,7	9 917,7	86 542,2	94 205,6	380,0
Lainnya	5 714,8	5 976,5	52 086,7	56 770,5	261,6
Total Ekspor Indonesia	15 252,6	15 894,2	138 628,9	150 976,1	641,6

Sumber : dokumen PEB, non PEB, diolah

**Tabel C. Total Ekspor Indonesia Menurut Pelabuhan Muat Utama Tiap Provinsi
Bulan Oktober 2018 (Juta US\$)**

Provinsi	Nilai Fob (Juta US\$)	Pelabuhan Muat	Nilai Fob (Juta US\$)
(1)	(2)	(3)	(4)
ACEH	16,1	MEULABOH	14,9
SUMATERA UTARA	817,6	BELAWAN	699,7
SUMATERA BARAT	136,0	PADANG/TL.BAYUR	135,9
RIAU	1 244,7	DUMAI	956,0
JAMBI	112,3	JAMBI	70,3
SUMATERA SELATAN	349,8	MUSI RIVER/BOOM BARU	308,7
BENGKULU	18,9	PULAU BAAI	18,9
LAMPUNG	309,7	PANJANG	173,7
KEPULAUAN BANGKA BELITUNG	135,1	PANGKAL BALAM	51,1
KEPULAUAN RIAU	1 096,9	BATU AMPAR	379,2
DKI JAKARTA	4 852,0	TANJUNG PRIOK	4 297,1
JAWA BARAT	17,7	BALONGAN	16,9
JAWA TENGAH	579,8	TANJUNG EMAS	560,1
DI YOGYAKARTA	1,5	ADI SUCIPTO (U)	1,5
JAWA TIMUR	2 047,7	TANJUNG PERAK	1 429,9
BANTEN	180,4	TANJUNG LENENG	72,2
BALI	26,7	NGURAH RAI (U)	26,7
NUSA TENGGARA BARAT	0,0	BENETE	0,0
NUSA TENGGARA TIMUR	1,9	ATAPUPU	1,9
KALIMANTAN BARAT	113,3	PONTIANAK	37,0
KALIMANTAN TENGAH	49,4	SAMPIT	17,6
KALIMANTAN SELATAN	767,6	BANJARMASIN	403,4
KALIMANTAN TIMUR	1 713,4	SAMARINDA	415,9
KALIMANTAN UTARA	98,0	LINGKAS TARAKAN	66,3
SULAWESI UTARA	40,3	BITUNG	24,2
SULAWESI TENGAH	492,9	KOLONEDALE	321,5
SULAWESI SELATAN	101,5	BALANTANG/MALILI	0,0
SULAWESI TENGGARA	80,3	POMALAA	16,9
GORONTALO	0,0	GORONTALO	0,0
SULAWESI BARAT	-	MAMUJU	-
MALUKU	0,3	BULA	0,0
MALUKU UTARA	52,3	OBI ISLAND	38,5
PAPUA BARAT	271,0	BINTUNI, IRIAN JAYA	270,3
PAPUA	169,1	AMAMAPARE	163,4
Total Ekspor Indonesia	15 894,2	Total Pelabuhan Utama	10 989,6

Sumber : dokumen PEB, non PEB, diolah

Tabel 1. Ekspor Indonesia menurut 21 Golongan Barang

Oktober 2018

Golongan	Uraian golongan barang	Berat bersih (Kg)		Nilai F.O.B. (U S \$)	
		Bulan ini	Kumulatif	Bulan ini	Kumulatif
(1)	(2)	(3)	(4)	(5)	(6)
I	Binatang Hidup; Produk Hewani	79 975 388	647 364 240	348 275 198	3 075 876 948
II	Produk Nabati	404 585 290	3 837 882 847	308 757 581	2 701 873 501
III	Lemak, Minyak, Malam Nabati/hewani	3 188 500 798	26 299 914 560	1 838 489 087	17 105 258 562
IV	Olahan Makanan, minuman, Minuman Keras, Tembakau	885 559 287	7 078 469 003	733 492 729	6 077 945 807
V	Produk Mineral	47 924 151 300	428 169 243 195	3 988 069 410	39 661 760 711
VI	Produk Industri Kimia atau Produk Industri Terkait	1 451 042 004	12 126 930 301	1 148 994 605	10 411 105 030
VII	Plastik, Karet, dan Barang-barang Daripadanya	423 242 042	4 449 048 794	731 413 263	7 643 255 341
VIII	Kulit, Kulit Samak dan Barang Daripadanya	3 222 155	27 107 089	64 362 630	556 814 263
IX	Kayu dan Barang dari Kayu, Barang Anyaman, dll	486 039 979	4 461 208 498	412 510 108	3 796 936 351
X	Pulp, Kertas dan Barang Daripadanya	759 842 310	8 116 766 899	589 440 504	6 143 371 174
XI	Tekstil dan Barang Tekstil	176 852 579	1 847 631 475	1 052 707 995	11 076 343 518
XII	Alas Kaki, Payung, Bunga Tiruan, dll	25 772 075	228 993 511	514 117 624	4 607 543 063
XIII	Barang dari Batu, Semen, Mika, Keramik, Kaca, dll	108 384 896	1 129 630 086	67 741 963	673 706 115
XIV	Mutiara, Batu Mulia/Semi Mulia, Logam Mulia/Semi Mulia, dll	191 518	2 134 735	651 784 227	4 901 155 253
XV	Logam Tidak Mulia dan Barang Daripadanya	506 708 852	4 950 288 888	1 021 310 714	10 488 066 905
XVI	Mesin dan Perlengkapan Elektris, serta Aksesoris dari Barang Tersebut	106 033 247	980 808 763	1 301 476 614	12 204 551 477
XVII	Kendaraan, Pesawat Terbang, Kapal dll	94 108 603	790 002 465	768 828 696	6 548 217 137
XVIII	Alat Optis, Fotografi, Musik, Jam dll	8 529 903	72 016 183	107 626 221	1 000 430 777
XIX	Senjata dan Amunisi; Bagian dan Aksesorisnya	130	4 366	674	81 678
XX	Bermacam-macam Barang Hasil Pabrik	58 328 658	529 373 101	240 928 255	2 257 191 284
XXI	Karya Seni, Barang Kolektor dan Barang Antik	202 827	3 045 709	3 841 625	44 612 643
	Total Ekspor	56 691 273 841	505 747 864 706	15 894 169 721	150 976 097 537

Sumber : dokumen PEB dan non PEB, diolah

Tabel 2. Ekspor Indonesia menurut kode HS 2 digit

Oktober 2018

H S	Uraian golongan barang	Berat bersih (Kg)		Nilai F.O.B. (U S \$)	
		Bulan ini	Kumulatif	Bulan ini	Kumulatif
(1)	(2)	(3)	(4)	(5)	(6)
01	Live animals	2 475 589	23 008 171	4 923 794	49 516 470
02	Meat and edible meat offal	262 304	2 556 751	1 264 270	13 109 017
03	Fish and crustaceans, Molluscs and other aquatic invertebrates	72 746 990	587 269 505	308 245 761	2 719 703 316
04	Dairy products, bird's eggs; natural honey, edible products of animal	2 667 010	21 737 110	31 732 707	276 041 029
05	Products of animal origin, not elsewhere specified or included	1 823 495	12 792 702	2 108 666	17 507 116
06	Live trees and other plants; bulbs, roots and the like; cut flowers and ornamental foliage	901 945	6 934 704	1 626 782	14 830 744
07	Edible vegetables and certain roots and tubers	10 828 155	107 047 189	10 226 802	92 135 546
08	Edible fruits and nuts; peel of citrus fruit or melons	111 416 856	933 597 561	86 883 582	674 063 841
09	Coffee, tea, mate, and spices	48 046 648	393 297 655	145 035 077	1 258 788 276
10	Cereals	160 113	276 604 678	76 013	74 806 915
11	Products of the milling industry; malt, starches; inulin;wheat gluten	12 172 618	125 853 128	5 673 108	54 187 512
12	Oil seeds and oleaginous fruits; grains,seed, and fruits; industrial or medical plants; straw and fodder	31 324 101	271 457 085	31 803 413	285 734 077
13	Lac; gums; resins and other vegetable saps and extracts	6 356 813	55 316 611	12 908 440	114 309 845
14	Vegetable plaiting materials; vegetable products	183 378 040	1 667 774 236	14 524 364	133 016 747
15	Animal or vegetable oils/fats and their cleavage products; prepared edible fats; animal or vegetables waxes	3 188 500 798	26 299 914 560	1 838 489 087	17 105 258 562
16	Preparations of meat/fish/crustaceans/molluscs or other aquatic	17 287 867	133 312 062	124 055 400	949 946 980
17	Sugar and sugar confectionery	65 948 309	454 234 237	24 178 071	213 562 192
18	Cocoa and cocoa preparations	31 678 338	321 062 398	111 901 357	1 034 202 759
19	Preparations of cereals, flour, starch or milk; pastrycooks' products	50 464 028	392 917 606	112 304 414	836 514 224
20	Preparations of vegetables, fruits, nuts or other part of plants	25 675 311	213 907 162	24 346 820	211 226 681
21	Miscellaneous edible preparations	44 623 629	390 208 529	110 671 273	992 119 380
22	Beverages, spirit, and vinegar	59 059 518	282 736 567	36 626 563	175 502 335
23	Residues and waste from the food industries	578 699 130	4 771 724 224	84 518 163	653 824 480
24	Tobacco and manufactured tobacco substitutes	12 123 157	118 366 218	104 890 667	1 011 046 775
25	Salts; sulphur; earths and stone; plastering materials, lime and	1 263 620 445	13 344 227 217	23 019 660	258 752 392
26	Ores, slag, and ash	3 214 399 044	25 694 347 080	274 919 466	4 542 557 761
27	Mineral fuels, mineral oils and products of their distillation; bituminous substances; mineral waxes	43 446 131 811	389 130 668 898	3 690 130 283	34 860 450 558
28	Inorganic chemicals	338 461 591	2 374 585 878	143 935 189	939 204 662
29	Organic chemicals	245 354 450	2 432 101 880	253 223 282	2 437 984 384
30	Pharmaceutical products	2 216 865	23 037 838	62 295 422	445 785 006
31	Fertilizers	240 212 453	1 087 097 064	71 389 306	305 263 643
32	Tanning or dyeing extracts,tannins and their derivatives;dyes, pigments and other colouring matter; paints and varnishes; putty and other mastics; ink	11 613 368	102 739 726	54 994 479	458 736 982
33	Essential oils and resinoids; perfumery, cosmetic or toilet preparation	8 294 282	80 647 096	69 593 460	662 539 192
34	Soap, organic surfasce-active agents, washing, and lubricating	99 063 027	911 554 036	93 005 974	884 551 895
35	Albuminoidal substances; modified starches; glues; enzymes	1 834 934	18 087 538	5 341 714	47 944 404
36	Explosives; pyrotechnic products; matches; pyrophonic alloys; certain combustible preparations	783 757	6 961 015	1 008 229	9 586 614
37	Photographic and cinematographic goods	6 646	36 711	59 202	848 104
38	Miscellaneous chemical products	503 200 632	5 090 081 520	394 148 347	4 218 660 143
39	Plastics and articles thereof	136 910 777	1 364 985 819	224 524 618	2 192 681 954
40	Rubber and articles thereof	286 331 265	3 084 062 975	506 888 644	5 450 573 387
41	Raw hides, skins(other than furskins), and leather	456 320	3 322 553	7 833 480	69 679 817
42	Articles of leather; saddlery and harness; travel goods, handbags and similar containers	2 765 717	23 754 559	56 526 519	486 825 776
43	Furskins and artificial fur; manufactures thereof	119	29 978	2 631	308 670
44	Wood and articles of wood; wood charcoal	484 337 016	4 444 491 514	405 640 609	3 730 721 865
45	Cork and articles of cork	3 654	47 535	3 761	123 602
46	Manufactured of straw or other plaiting materials; basketware and	1 699 309	16 669 449	6 865 738	66 090 884

Tabel 2. Ekspor Indonesia menurut kode HS 2 digit

Oktober 2018

H S	Uraian golongan barang	Berat bersih (Kg)		Nilai F.O.B. (U S \$)	
		Bulan ini	Kumulatif	Bulan ini	Kumulatif
(1)	(2)	(3)	(4)	(5)	(6)
47	Pulp of wood or of other fibrous cellulosic material; recovered (waste and scrap) paper or paperboard	335 600 776	3 772 336 895	214 132 035	2 325 526 655
48	Paper and paperboard; articles of paper pulp or of paper/paperboard	423 439 387	4 338 226 753	372 475 109	3 788 989 177
49	Printed books, newspapers, pictures, and other products of the printing industry	802 146	6 203 251	2 833 360	28 855 342
50	Silk	35	69 873	4 731	655 215
51	Wool, fine or coarse animal hair; horse hair yarn, woven fabrics	3 004	82 962	2 571	549 943
52	Cotton	19 958 969	225 967 317	59 075 555	690 962 752
53	Other vegetable textile fibres; paper yarns and woven fabrics of	4 925 884	37 446 977	1 245 042	10 043 206
54	Man-made filaments	18 576 688	227 122 844	64 840 118	733 946 768
55	Man-made staple fibres	82 604 199	842 368 953	182 373 873	1 846 989 318
56	Wadding, felt, and non-wovens; special yarn; twine, cordage, ropes and cables and articles thereof	3 805 197	38 292 510	15 016 936	143 410 980
57	Carpets and other textile floor coverings	1 949 097	17 586 832	6 984 058	60 352 856
58	Special woven fabrics; tufted textile fabrics; lace; tapestries;	360 006	3 663 982	4 127 099	39 325 106
59	Impregnated, coated, covered or laminated textile fabrics	3 076 147	31 991 234	13 129 831	132 707 207
60	Knitted or crocheted fabrics	1 211 906	14 692 582	6 500 622	87 916 852
61	Articles of apparel and clothing accessories, knitted or crocheted	20 043 227	207 066 280	322 936 435	3 411 258 705
62	Articles of apparel and clothing accessories, not knitted or crocheted	16 075 861	161 200 153	357 306 325	3 734 617 973
63	Other made up textile articles; sets; worn clothing and worn textile articles; rags	4 262 360	40 078 977	19 164 799	183 606 637
64	Footwear, gaiters and the like; parts of such articles	24 309 497	215 344 382	470 763 705	4 203 936 820
65	Headgear and parts thereof	445 442	3 586 305	5 751 796	45 167 803
66	Umbrellas, walking sticks, seat-sticks, whips, riding-crops and parts	20 938	167 601	77 362	1 431 519
67	Prepared feathers and articles; artificial flowers; articles of human	996 198	9 895 223	37 524 762	357 006 921
68	Articles of stone, plaster, cement, asbestos, mica or similar material	27 885 830	329 591 892	11 707 728	123 845 680
69	Ceramic products	33 741 352	313 638 680	30 352 037	288 649 299
70	Glass and glassware	46 757 714	486 399 513	25 682 199	261 211 136
71	Natural and cultured pearls, precious/semi precious stones, and precious metal, and articles thereof, imitation jewellery; coin	191 518	2 134 735	651 784 227	4 901 155 253
72	Iron and steel	379 478 743	3 702 022 446	514 204 999	4 666 799 366
73	Articles of iron and steel	48 550 576	550 517 741	98 067 269	1 120 018 119
74	Copper and articles thereof	19 213 897	270 587 325	117 327 963	1 785 367 761
75	Nickel and articles thereof	7 949 036	76 268 726	62 620 975	653 355 996
76	Aluminium and articles thereof	41 264 162	233 830 943	106 115 462	645 955 742
78	Lead and articles thereof	816 526	6 920 763	2 055 878	19 258 294
79	Zinc and articles thereof	907 392	8 716 100	1 796 086	18 774 390
80	Tin and articles thereof	5 239 071	68 098 030	100 451 960	1 383 464 262
81	Other base metal; cermets; and articles thereof	188 343	1 354 788	1 227 020	11 633 120
82	Tools, implements, cutlery, spoon and forks, of base metal and parts	488 998	5 485 015	6 519 422	82 360 934
83	Miscellaneous articles of base metal	2 612 107	26 487 011	10 923 681	101 078 920
84	Nuclear reactors, boilers, machinery and mechanical appliances;	59 563 605	565 024 513	513 578 049	4 829 330 358
85	Electrical machinery and equipments; sound recorders/reproducers	46 469 642	415 784 250	787 898 565	7 375 221 120
86	Railway and tramway locomotive, mechanical traffic, and all kinds	405 576	9 893 848	1 040 279	16 349 934
87	Vehicles other than railway/tramway, and parts and accessories	86 288 645	723 710 605	745 674 964	6 255 626 149
88	Aircraft and its components	89 796	864 071	9 308 782	124 112 304
89	Ships, boat, and floating structures	7 324 585	55 533 941	12 804 671	152 128 750
90	Optical, photographic, cinematographic, measuring, checking,	2 431 137	21 338 880	50 069 502	491 911 211
91	Clocks and watches and parts thereof	31 685	265 750	1 906 939	17 802 960
92	Musical instruments; parts and accessories of such articles	6 067 081	50 411 553	55 649 781	490 716 606
93	Arms and ammunition; parts and accessories thereof	130	4 366	674	81 678
94	Furnitures, bedding, mattress supports, cushions and stuffed	42 632 418	390 161 566	160 815 955	1 486 887 664

Tabel 2. Ekspor Indonesia menurut kode HS 2 digit

Oktober 2018

HS	Uraian golongan barang	Berat bersih (Kg)		Nilai F.O.B. (U S \$)	
		Bulan ini	Kumulatif	Bulan ini	Kumulatif
(1)	(2)	(3)	(4)	(5)	(6)
95	Toys, games and sports requisiters; parts and accessories thereof	4 111 450	34 815 033	47 047 063	430 209 418
96	Miscellaneous manufactured articles	11 584 791	104 396 502	33 065 237	340 094 202
97	Works of arts, collectors' piece and antiques	101 652	1 353 563	483 130	4 788 394
99	Postal packages, parcels, and returned goods	101174,424	1692145,399	3358494,672	39824248,89
	Total Ekspor	56 691 273 841	505 747 864 706	15 894 169 721	150 976 097 537

Sumber : dokumen PEB dan non PEB, diolah

<https://www.bps.go.id>

Tabel 3 : Ekspor Indonesia menurut Komoditi (Kode HS 8 digit)

Oktober 2018

Kode H S	Uraian golongan barang	Berat bersih (Kg)		Nilai F.O.B. (U S \$)	
		Bulan ini	Kumulatif	Bulan ini	Kumulatif
(1)	(2)	(3)	(4)	(5)	(6)
01039200	Live swine, other than breeding animals, weighing 50 kg or more	2 439 832	22 580 334	4 600 416	45 612 710
01041090	Live sheep, other than pure-bred breeding animals	-	81 500	-	346 772
01051110	Live breeding fowls of the species Gallus domesticus, weighing <= 185g	215	1 669	2 800	21 715
01051190	Live fowls spec Gallus domesticus, weight <=185g, oth than breeding	-	125	-	17 700
01059491	Fowls of the species Gallus domesticus, other than breeding fowls and	-	102	-	1 839
01059499	Fowls of the species Gallus domesticus, other than breeding fowls and fighting cocks, weight>2kg	-	121	-	2 022
01061100	Live primates, mammals	-	325	-	187 300
01061400	Live rabbits and hares, mammals	133	710	99	1 333
01061900	Mammals; live, oth primates/whales/dolphins/porpoises/manatees/dugongs/seals/sea lions/walruses/camels/other camelids, rabbits&hares	393	4 962	3 341	61 877
01062000	Live reptiles (including snakes and turtles)	34 770	302 504	270 395	2 740 871
01063200	Live psittaciformes (including parrots, parakeets,macaws and cockatoos)	124	929	40 580	243 183
01063900	Birds; live, other than birds of prey, Psittaciformes, ostriches and emus (Dromaius novaehollandiae)	42	2 695	667	6 875
01064900	Insects; live, other than bees	47	1 387	2 920	64 732
01069000	Animals; live, n.e.c. in chapter 01, other than mammals, reptiles, birds and insects	33	30 809	2 577	207 541
02023000	Boneless of bovine animals, frozen	-	367	-	16 923
02032100	Carcasses and half-carcasses of swine, frozen	-	26 269	-	9 757
02071200	Meat and edible offal of fowls of the species Gallus domesticus, not cut in pieces, frozen	17 647	17 647	29 117	29 117
02085000	Meat and edible meat offal of reptiles (incl snakes and turtles), fresh, chilled or frozen	37 133	80 483	54 507	96 140
02089010	Frogs' legs fresh, chilled or frozen	158 473	1 523 696	1 076 299	9 615 989
02089090	Meat & edible meat offal of other animal fresh, chilled or frozen	-	337 807	-	2 047 432
02101990	Other meat of swine, salted, in brine, dried or smoked	70	1 080	15	91 941
02102000	Meat of bovine animals, salted, in brine, dried or smoked	2	2	10	10
02109300	Meat & edible offal, incl edible flours,of reptiles (including snakes and turtles)	48 979	567 877	104 322	1 169 510
02109990	Meat and edible meat offal, salted, in brine, dried or smoked; edible flours and meals of meat or meat offal, n.e.c in heading 0210	-	1 524	-	32 199
03011111	Botia (Chromobotia macracanthus), fry	1 312	18 731	55 596	839 422
03011119	Live freshwater ornamental fish, fry, other than Botia	3 136	31 496	339 403	2 986 276
03011191	Koi carp (Cyprinus carpio)	29	1 647	1 096	24 329
03011192	Goldfish (Carassius auratus)	-	79	-	1 822
03011193	Siamese fighting fish (Beta splendens)	132	3 032	4 288	80 707
03011194	Oscars (Astonotus ocellatus)	17	852	135	6 673
03011195	Arowanas (Scleropages formosus)	4 911	49 545	611 291	6 215 729
03011196	Arowanas Jardini (Scleropages jardini)	-	2 545	-	89 700
03011199	Fish; live, ornamental, freshwater, n.e.c in subheading 0301.11	61 303	586 244	1 141 036	10 353 687
03011991	Banggai cardinal fish (Pterapogon kauderni), live	251	2 576	11 294	91 136
03011992	Napoleon wrasse (Cheilinus undulatus), live	60	4 577	180	177 944
03011999	Live marine ornamental fish, other than fry	79 061	657 767	781 270	6 026 103
03019200	Live eels (Anguilla spp)	11 719	1 783 466	24 105	2 667 294
03019911	Live fry Milkfish and Grouper breeding	39 436	281 629	834 611	5 905 039
03019919	Live Milkfish and Grouper, other than breeding	39 179	174 380	19 991	878 679
03019921	Breeding, other than milkfish and grouper	-	4 902	-	8 779
03019929	Live fry fish, other than breeding, other than milkfish and grouper	870	890	2 950	5 920
03019949	Other freshwater fish	13 713	147 299	68 382	777 842
03019952	Grouper	320 686	2 807 927	2 593 977	23 331 962
03019959	Live marine fish; n.e.c in heading 0301	5 510	102 501	41 665	357 805

Tabel 3 : Ekspor Indonesia menurut Komoditi (Kode HS 8 digit)

Oktober 2018

Kode H S	Uraian golongan barang	Berat bersih (Kg)		Nilai F.O.B. (U S \$)	
		Bulan ini	Kumulatif	Bulan ini	Kumulatif
(1)	(2)	(3)	(4)	(5)	(6)
03019990	Live fish; other than freshwater and marine fish; n.e.c in heading 0301	-	1 017	-	7 600
03021100	Trout (<i>Salmo trutta</i> , <i>Oncorhynchus</i> (<i>mykiss</i> , <i>clarki</i> , <i>aguabonita</i> , <i>gilae</i> , <i>apache</i> , <i>chrysogaster</i>), fresh/chilled, excl fish fillets	262	262	6 681	6 681
03021900	Fish; fresh/chilled, salmonidae, n.e.c. in item no. 0302.1, excl fillets, fish meat of 0304, & edible fish offal of subheadings 0302.91 to 0302.99	605 820	5 566 933	1 528 296	11 729 565
03022100	Halibut (<i>Reinhardtius hipp</i> , <i>Hippoglossus hipp</i> , <i>Hipp stenolepis</i>) fresh or chilled, excl fish fillets	1 256	19 173	3 768	42 796
03022900	Fish; fresh/chilled, flat fish, n.e.c. in item no. 0302.2, excl fillets, fish meat of 0304, & edible fish offal of subheadings 0302.91 to 0302.99	2 200	45 458	5 002	97 566
03023100	Albacore or longfinned tunas (<i>Thunnus alalunga</i>), fresh or chilled, excl fish fillets	-	125	-	969
03023200	Yellowfin tunas (<i>Thunnus albacares</i>), fresh or chilled, excl fish fillets	155 527	1 029 550	841 485	6 564 792
03023300	Skipjack or stripe-bellied bonito, fresh or chilled, excl fish fillets	-	4 450	-	6 352
03023400	Bigeye tunas (<i>Thunnus obesus</i>) fresh or chilled, excl fish fillets	66 686	594 151	343 580	3 378 367
03023900	Fish; fresh/chilled, tuna, n.e.c. in item no. 0302.3, excl fillets, fish meat of 0304, & edible fish offal of subheadings 0302.91 to 0302.99	21 057	697 938	119 410	3 591 295
03024200	Anchovies (<i>Engraulis</i> spp), fresh/chilled, excl fillets, edible fish offal of subhead 0302.91-99	17 481	76 914	10 719	71 306
03024300	Sardines, sardinella, brisling/sprats, fresh/chilled, excl fillets, edible fish offal of subhead 0302.91-99	885	9 900	1 048	20 815
03024600	Cobia (<i>Rachycentron canadum</i>), fresh/chilled, excl fillets, edible fish offal of subhead 0302.91-99	-	148	-	341
03024700	Swordfish (<i>Xiphias gladius</i>), fresh/chilled, excl fillets, edible fish offal of subhead 0302.91-99	3 317	24 947	27 591	158 855
03024900	Fish; fresh/chilled, n.e.c. in item no. 0302.4, excluding fillets, fish meat of 0304, & edible fish offal of subheadings 0302.91 to 0302.99	201 620	1 757 123	577 011	5 213 798
03027300	Carp (as specified by the WCO), fresh/chilled, excl fish fillets	1 598	26 929	1 244	21 645
03027400	Eels (<i>Anguilla</i> spp), fresh or chilled, excl fish fillets	-	196	-	94
03028100	Dogfish and other sharks, excl edible fish offal of subheadings 0302.91 to 0302.99	-	4 180	-	4 285
03028200	Rays and skates (<i>Rajidae</i>), excl edible fish offal of subheadings 0302.91 to 0302.99	49 385	1 123 455	59 022	1 330 466
03028911	Grouper, fresh or chilled, excluding edible fish offal	123 231	1 516 727	534 171	5 065 198
03028914	Fresh or chilled, excl edible fish offal of Savalai hairtails, Belanger's croakers, Reeve's croakers, bigeye croakers etc	621 422	952 962	1 018 644	1 827 269
03028917	Black pomfrets (<i>Parastromatus niger</i>), fresh or chilled, excluding edible fish offal	31 202	944 277	45 377	2 441 218
03028918	Mangrove red snappers (<i>Lutjanus argentimaculatus</i>), fresh or chilled, excluding edible fish offal	22 369	561 127	44 716	1 294 769
03028919	Oth Marine fish, nec in heading 0302891, fresh/chilled, excl fillets, fish meat of 0304, edible fish offal of 030291-299	3 155 961	27 443 471	4 085 843	37 356 339
03028926	Indian threadfins (<i>Polynemus indicus</i>) and silver grunts (<i>pomadasys argenteus</i>), fresh or chilled, excl edible fish offal	706	78 250	912	53 987
03028929	Other fish nec heading 0302892, excl fillets, fish meat of 0304, & edible fish offal of 030291-030299,	186 907	2 016 763	472 331	4 434 809
03029100	Livers, roes and milt , fresh or chilled	-	12 703	-	39 470
03029200	Shark fins, fresh or chilled	140	1 190	1 400	19 550
03029900	Heads, tails, maws, fresh or chilled, and other edible fish offal, fresh or chilled	1 216	19 529	1 216	52 013
03031200	Oth Pacific salmon (<i>Oncor gorboscha</i> , <i>O keta</i> , <i>O tschawytscha</i> , <i>O kisutch</i> , <i>O masou</i> and <i>O rhodurus</i>), frozen, excl fillets	-	4 500	-	9 450

Tabel 3 : Ekspor Indonesia menurut Komoditi (Kode HS 8 digit)

Oktober 2018

Kode H S	Uraian golongan barang	Berat bersih (Kg)		Nilai F.O.B. (U S \$)	
		Bulan ini	Kumulatif	Bulan ini	Kumulatif
(1)	(2)	(3)	(4)	(5)	(6)
03031900	Fish; frozen, salmonidae, n.e.c. in item no. 0303.1, excluding fillets, fish meat of 0304, and edible fish offal of subheadings 0303.91 to 0303.99	21 127	268 743	105 171	542 223
03032300	Tilapias (<i>Oreochromis</i> spp), frozen, excl fillets	40 450	70 860	122 781	205 136
03032400	Catfish (<i>Pangasius</i> spp, <i>Silurus</i> spp, <i>Clarias</i> spp, <i>Ictalurus</i> spp) frozen, excl fillets	190 446	2 821 544	202 587	3 342 978
03032600	Eels (<i>Anguilla</i> spp), frozen, excl fillets	501 574	3 686 154	984 902	5 796 184
03032900	Nile perch,snakeheads (<i>Channa</i> spp) frozen, excl fillets, fish meat of 0304, & edible fish offal of 030391 to 030399	-	717 403	-	1 018 479
03033100	Halibut (<i>Reinhardtius hippoglossoides</i> , <i>Hippoglossus hippoglossus</i> , <i>Hippoglossus stenolepis</i>) frozen, excl fillets	5 052	150 751	7 831	219 681
03033300	Sole (<i>Solea</i> spp), frozen, excluding fish fillets	-	20 402	-	25 403
03033900	Other Flat fish, excl fish fillets, frozen, excl edible fish offal of subheadings 0303.91 to 0303.99 ,	-	362 523	-	407 126
03034100	Albacore or longfinned tunas (<i>Thunnus alalunga</i>), frozen, excluding fish fillets	330 598	1 817 539	1 143 303	5 677 912
03034200	Yellowfin tunas (<i>Thunnus albacares</i>), frozen, excluding fish fillets	1 321 658	10 189 009	3 136 054	24 299 647
03034300	Skipjack or stripe-bellied bonito, frozen, excluding fish fillets	7 022 063	33 762 766	10 017 121	51 722 273
03034400	Bigeye tunas (<i>Thunnus obesus</i>), frozen, excluding fish fillets	81 663	353 456	158 968	778 543
03034590	Pacific bluefin tunas (<i>Thunnus orientalis</i>), frozen, excluding fish fillets	-	1	-	11
03034900	Oth tunas (genus <i>Thunnus</i>), skipjack or stripebellied bonito, frozen excl fillets, edible fish offal of sub 0303.91-99	748 954	2 208 538	1 217 510	4 070 623
03035300	Sardines, sardinella (<i>Sardinella</i> spp), brisling or sprats,frozen,excl fillets, edible fish offal of subhead 0303.91-99	13	84 134	9	256 114
03035410	Mackerel (<i>Scomber scombrus</i> , <i>Scomber australasicus</i>),frozen, excl fillets, edible fish offal of subhead 0303.91-99	98 610	1 478 182	154 574	2 679 009
03035420	Pacific mackerel (<i>Scomber japonicus</i>), frozen, excl fillets, edible fish offal of subheadings 0303.91 to 0303.99	-	239 066	-	341 010
03035500	Jack and horse mackerel (<i>Trachurus</i> spp), frozen, excl fillets, edible fish offal of subheadings 0303.91 to 0303.99	1 886	43 421	1 260	48 823
03035600	Cobia (<i>Rachycentron canadum</i>), frozen, excl fillets, edible fish offal of subheadings 0303.91 to 0303.99	25 251	428 065	40 746	794 550
03035700	Swordfish (<i>Xiphias gladius</i>), frozen, excl fillets, edible fish offal of subheadings 0303.91 to 0303.99	220 884	1 230 474	1 118 652	6 758 270
03035910	Indian mackerels, Island mackerels, frozen, excl fillets, edible fish offal of subheadings 0303.91 to 0303.99	-	467 261	-	971 119
03035920	Silver pomfrets (<i>Pampus</i> spp), frozen, excl fillets, edible fish offal of subheadings 0303.91 to 0303.99	25 149	247 894	85 882	929 178
03035990	Other Mackerels fish, frozen, excl fillets, edible fish offal of subheadings 0303.91 to 0303.99	1 202 005	9 271 600	2 926 773	20 779 673
03036900	Fish; frozen of Bregmacerotidae/Euclichthyidae/Gadidae/Melanonidae etc, oth cod/haddock/coalfish/hake, etc, not fillets, meat of 0304, &edible offal of 0303.9	-	433 385	-	1 343 169
03038100	Dogfish & oth sharks, frozen, excl. edible fish offal of subheadings 0303.91-99	314 215	5 831 666	392 754	6 847 251
03038200	Rays and skates (<i>Rajidae</i>), frozen, excl. edible fish offal of subheadings 0303.91-99	48 018	388 052	224 104	1 209 192
03038400	Seabass (<i>Dicentrarchus</i> spp), frozen, excl. edible fish offal of subheadings 0303.91-99	-	54 884	-	75 219
03038911	Grouper, frozen, excl. edible fish offal of subheadings 0303.91-99	93 978	1 092 293	250 073	3 775 323
03038913	Bluntnose lizardfish, frozen, excl. edible fish offal of subheadings 0303.91-99	122 141	865 466	134 566	853 638

Tabel 3 : Ekspor Indonesia menurut Komoditi (Kode HS 8 digit)

Oktober 2018

Kode H S	Uraian golongan barang	Berat bersih (Kg)		Nilai F.O.B. (U S \$)	
		Bulan ini	Kumulatif	Bulan ini	Kumulatif
(1)	(2)	(3)	(4)	(5)	(6)
03038914	Savalai hairtails,belanger's,reeve's&bigeye, frozen, excl. edible fish offal of subheadings 0303.91-99	1 307 369	16 691 625	1 970 074	25 663 126
03038916	Torpedo scads, spotted sicklefish, frozen, excl. edible fish offal of subheadings 0303.91-99	2 460	50 695	12 103	61 343
03038917	Black pomfrets, frozen, excl. edible fish offal of subheadings 0303.91-99	272 079	3 438 262	409 487	6 620 075
03038918	Mangrove red snappers (lutjanus), frozen, excl. edible fish offal of subheadings 0303.91-99	205 095	3 474 299	775 805	10 931 200
03038919	Fish; frozen, n.e.c. in heading 0303, excluding fillets, fish meat of 0304, and edible fish offal of subheadings 0303.91 to 0303.99	6 613 795	38 891 091	9 837 986	62 260 747
03038926	Indian threadfins & silver grunts, frozen, excl. edible fish offal of subheadings 0303.91-99	121 545	1 645 114	159 618	2 353 134
03038927	Hilsa shad (tenualosa illisha), frozen, excl. edible fish offal of subheadings 0303.91-99	-	950	-	950
03038929	Other fish, not marine fish, frozen, excl. edible fish offal of subheadings 0303.91-99	1 918 824	32 482 907	3 171 172	49 558 286
03039100	Livers, roes and milt of fish, frozen	241 783	632 347	1 666 281	4 324 719
03039200	Shark fins, frozen	12 296	161 572	96 868	491 288
03039900	Heads, tails, maws of fish and other edible fish offal	21 532	92 164	43 984	212 619
03043100	Fresh or chilled fillets of tilapias (Oreochromis spp.)	2 506	21 667	19 320	153 858
03043200	Fresh or chilled fillets of Catfish	-	49 552	-	249 032
03043900	Fresh or chilled fillets of Carp, eels and snakeheads fillets	632 000	4 528 354	1 094 450	10 993 631
03044200	Fresh or chilled fillets of Trout	-	2 820	-	3 156
03044300	Fresh/chilled fillets of Flat fish(Pleuronectidae, Bothidae, Cynoglossidae, Soleidae, etc)	-	1 619	-	10 077
03044500	Fresh or chilled fillets of swordfish (Xiphias gladius)	102	144 448	900	668 507
03044900	Fresh or chilled fillets of oth fish subheading 030441 - 030449	227 297	2 502 171	2 336 168	24 715 964
03045900	Fish meat; excluding fillets, whether or not minced; fresh or chilled, of fish n.e.c. in item no. 0304.5	2 585	83 529	10 462	726 378
03046100	Frozen fillets of Tilapias (Oreochromis spp)	995 233	9 017 158	5 479 925	49 404 333
03046900	Frozen fillets of other fish (carp, eels & snakeheads)	6 495	287 150	86 964	2 760 297
03048100	Frozen fillet of Pacific salmon (Oncorhynchus sp) Atlantic salmon (Salmo salar) and Danube salmon (Hucho hucho)	-	144 836	-	671 056
03048200	Frozen fillet of Trout (Salmo trutta, O mykiss, O clarki, O aguabonita, O gilae, O apache and Oncorhynchus chrysogaster)	12 189	105 047	174 548	1 631 446
03048300	Frozen fillet of Flat fish (Pleuronectidae, Bothidae, Cynoglossidae, Soleidae, Scophthalmidae and Citharidae)	-	66 117	-	267 676
03048400	Frozen fillet of Swordfish (Xiphias gladius)	226 235	1 832 420	1 426 953	11 471 580
03048700	Frozen fillet of Tunas (of the genus Thunnus), skipjack or stripe-bellied bonito (Euthynnus (Katsuwonus) pelamis)	2 311 321	18 768 173	20 393 857	156 476 508
03048800	Frozen fillet of Dogfish, other sharks, rays and skates (Rajidae)	-	9 860	-	20 640
03048900	Frozen fillets of other fish	2 366 662	14 897 841	10 521 275	78 922 336
03049100	Swordfish (xiphias gladius) meat (whether or not minced), frozen	655	8 152	7 572	84 757
03049300	Meat (won minced), Tilapias,catfish carp,eels,Nile perch (Lates niloticus) & snakeheads (Channa spp) frozen	2 370	44 539	17 960	218 872
03049600	Meat of Dogfish and other sharks, (whether or not minced), frozen	-	50	-	156
03049700	Meat of Rays and skates (Rajidae) (whether or not minced), frozen	-	546	-	3 933
03049900	Meat of other fish, (whether or not minced), frozen	3 573 138	22 061 260	9 857 101	71 242 783
03051000	Flours, meals and pellets of fish, fit for human consumption	100	662	1 000	5 800
03052010	Livers, roes and milt of freshwater fish, dried, salted or in brine	1 159	38 308	1 923	90 434
03052090	Livers, roes and milt of water marine fish, dried, salted or in brine	223 409	1 645 218	5 046 241	18 632 116
03053100	Fillets of tilapia,catfish,carp, eels, nile perch & snakehead,dried,salted,or in brine but not smoked	14 050	18 100	265 750	277 525

Tabel 3 : Ekspor Indonesia menurut Komoditi (Kode HS 8 digit)

Oktober 2018

Kode H S	Uraian golongan barang	Berat bersih (Kg)		Nilai F.O.B. (U S \$)	
		Bulan ini	Kumulatif	Bulan ini	Kumulatif
(1)	(2)	(3)	(4)	(5)	(6)
03053910	Fillets of freshwater garfish, yellowstriped goatfish, & long-rakered trevally, dried, salted,or in brine but not smoked	-	70	-	875
03053920	Fillets of Savalai hairtails, Belanger's croakers, Reeve's croakers, bigeye croakers, dried, salted/in brine, not smoked	-	24 263	-	32 757
03053991	Fillets of oth freshwater fish, dried, salted,or in brine, but not smoked	1 702	18 719	2 522	28 108
03053992	Fillets of oth marine fish, dried, salted,or in brine, but not smoked	699	12 796	7 579	72 690
03053999	Fillets of oth fish, dried, salted, or in brine, but not smoked	10 000	17 754	76 018	83 581
03054100	Smoked fish of Pacific salmon, Atlantic salmon & Danube salmon, incl fillets, other than edible fish offal	-	4 001	-	70 124
03054900	Smoked fish of other fish including fillets, other than edible fish offal	351 476	2 286 914	1 742 528	15 173 983
03055300	Dried fish of fam Bregmacerotidae, Eulichthyidae, Gadidae, etc, ot cod,ot edible fish offal, won salted but not smoked	120	3 241	480	13 450
03055921	Dried fish of Anchovies, other than edible fish offal, whether or not salted but not smoked	69 817	758 673	512 471	5 597 545
03055929	Dried of oth marine fish, other than edible fish offal, whether or not salted but not smoked	37 181	630 453	55 205	922 231
03055990	Dried of oth not marine fish, other than edible fish offal, whether or not salted but not smoked	177 389	1 479 047	411 295	3 781 587
03056300	Anchovies (Engraulis spp) salted but not dried/smoked & fish in brine, ot edible fish offal	46 960	285 018	534 709	3 637 207
03056910	Marine fish, salted but not dried/smoked & fish in brine, ot edible fish offal	6 000	538 282	1 800	345 204
03056990	Fish; salted or in brine, not dried or smoked, other than edible fish offal, n.e.c. in item no. 0305.6	26 100	272 511	349 718	2 896 844
03057100	Shark fins, edible	22 969	282 701	513 470	5 814 137
03057219	Fish maws of oth fish	28 580	316 606	223 825	2 965 598
03057299	Fish heads and tails of other fish	-	197 828	-	201 831
03057990	Edible fish offal of fish, n.e.c in item no 0305.7	5 343	183 467	24 182	2 740 754
03061110	Rock lobster & oth sea crawfish (Palinurus spp, Panulirus spp, Jasus spp), smoked, frozen, fit for human consumption	3 830	20 915	17 890	98 775
03061190	Rock lobster & oth sea crawfish (Palinurus spp, Panulirus spp, Jasus spp), not smoked, frozen, fit for human consumption	14 560	199 991	136 692	1 709 604
03061210	Lobsters (Homarus spp), frozen and smoked, fit for human consumption	-	2 520	-	34 190
03061290	Lobsters (Homarus spp), frozen, not smoked, fit for human consumption	11 814	108 604	8 464	261 249
03061410	Soft shell crabs, frozen, fit for human consumption	-	272 395	-	1 134 295
03061490	Frozen crabs, other than softshell crabs	118 266	735 851	1 644 206	7 167 081
03061500	Norway lobsters (Nephrops norvegicus), frozen, fit for human consumption	18 850	18 850	147 431	147 431
03061600	Cold-water shrimps and prawns (Pandalus spp, Crangon crangon), frozen, fit for human consumption	106 428	1 190 709	1 314 189	13 268 540
03061711	Giant tiger prawns (Penaeus monodon) headless, frozen, fit for human consumption	1 525 206	14 231 278	17 148 559	155 213 072
03061719	Giant tiger prawns (Penaeus monodon) with head, frozen, fit for human consumption	1 180 222	11 642 509	12 187 194	109 693 627
03061721	Whiteleg shrimps (Litopenaeus vannamei), headless, with tail frozen, fit for human consumption	2 928 319	27 796 370	25 470 683	236 641 967
03061722	Whiteleg shrimps (Litopenaeus vannamei), headless, without tail frozen, fit for human consumption	1 931 461	17 684 911	15 083 001	139 025 381
03061729	Whiteleg shrimps (Litopenaeus vannamei), with head and tail, frozen, fit for human consumption	4 237 167	44 547 927	37 480 916	405 919 468
03061730	Giant river prawns (Macrobrachium rosenbergii), frozen, fit for human consumption	8 008	8 199	4 021	4 728
03061790	Frozen shrimps and prawns, n.e.c in item no. 0306.17	982 660	9 360 561	9 578 686	92 953 219

Tabel 3 : Ekspor Indonesia menurut Komoditi (Kode HS 8 digit)

Oktober 2018

Kode H S	Uraian golongan barang	Berat bersih (Kg)		Nilai F.O.B. (U S \$)	
		Bulan ini	Kumulatif	Bulan ini	Kumulatif
(1)	(2)	(3)	(4)	(5)	(6)
03061900	Crustaceans; frozen, n.e.c. in item no. 0306.1, in shell or not, smoked, cooked/not before/during smoking; cooked by steaming/boiling; incl edible flours, meals&pellets	29 686	193 910	177 998	1 452 401
03063120	Rock lobster and other sea crawfish (Palinurus spp, Panulirus spp, Jasus spp) not breeder, live	137 748	952 725	3 126 921	19 713 015
03063130	Rock lobster and other sea crawfish (Palinurus spp, Panulirus spp, Jasus spp), fresh or chilled	640	8 902	6 758	178 511
03063210	Lobsters (Homarus spp), breeder	-	28	-	40 000
03063220	Lobsters (Homarus spp), not breeder, live	5 378	107 383	22 215	310 142
03063230	Lobsters (Homarus spp), fresh or chilled	-	8 285	-	21 775
03063300	Crabs, live, fresh or chilled	667 583	7 968 196	2 840 365	38 831 693
03063520	Cold-water shrimps and prawns (Pandalus spp, Crangon crangon), not breeder, live	-	41 054	-	239 706
03063530	Cold-water shrimps and prawns (Pandalus spp, Crangon crangon), fresh or chilled	69 552	610 188	165 488	1 447 805
03063611	Giant tiger prawns (Penaeus monodon), breeder	-	28 905	-	181 027
03063612	Whiteleg shrimps (Litopenaeus vannamei), breeder	1 275	5 989	4 650	110 800
03063619	Shrimps and prawns, breeding, other than giant tiger prawns, whiteleg shrimps, giant river prawns	-	1 512	-	6 109
03063622	Whiteleg shrimps (Litopenaeus vannamei), live	-	42 702	-	50 250
03063623	Giant river prawns (Macrobrachium rosenbergii), live	-	437	-	17 128
03063629	Shrimps and prawns, live, other than breeding, other than giant tiger prawns, whiteleg shrimps, giant river prawns	136 375	1 004 973	1 029 892	7 203 008
03063631	Giant tiger prawns (Penaeus monodon), fresh or chilled	7 501	64 078	17 558	149 771
03063632	Whiteleg shrimps (Litopenaeus vannamei), fresh or chilled	49 019	1 056 336	48 616	5 079 763
03063639	Shrimps and prawns, fresh or chilled, other than giant tiger prawns, whiteleg shrimps, giant river prawns	331 934	2 141 928	658 737	3 804 162
03063910	Crustaceans, live, fit for human consumption, n.e.c in item no 0306.3	3 231	58 273	2 837	31 470
03063920	Crustaceans, fresh or chilled, fit for human consumption, n.e.c in item no 0306.3	-	383	-	4 002
03063930	Flours, meals and pellets of crustaceans, fit for human consumption	-	1 608	-	270
03069321	Smoked Crabs in airtight containers for retail sale	-	182 877	-	6 191 467
03069329	Not smoked Crabs in airtight containers for retail sale	-	2 265 721	-	64 874 308
03069330	Crabs in not airtight containers for retail sale	7 220	1 148 316	9 974	31 603 064
03069529	Shrimps and prawns, without shell, cooked by steaming or boiling in water, in airtight containers for retail sale	31 808	247 209	54 488	584 563
03069530	Shrimps and prawns, in shell, cooked by steaming or boiling in water, in not airtight containers for retail sale	35 363	185 741	20 516	113 444
03069929	Flours, meals and pellets of crustaceans, fit for human consumption, in airtight containers for retail sale	-	5	-	1
03069939	Flours, meals and pellets of crustaceans, fit for human consumption, in not airtight containers for retail sale	47 682	150 694	15 735	133 444
03071110	Oysters, live	280	467 536	894	1 036 557
03071120	Oysters, Fresh or chilled	700	700	351	351
03071200	Oysters, frozen	-	10 089	-	10 886
03071920	Oysters, dried, salted or in brine	-	11	-	18
03071930	Oysters, smoked	-	20	-	469
03072110	Scallops, including queen scallops, of the genera Pecten, Chlamys or Placopecten, live	-	173 636	-	362 611
03072120	Scallops, including queen scallops, of the genera Pecten, Chlamys or Placopecten, fresh or chilled	46 855	696 827	21 948	445 312
03072200	Scallops, including queen scallops, of the genera Pecten, Chlamys or Placopecten, frozen	223 268	1 094 804	289 055	1 459 779
03072930	Scallops, including queen scallops, of the genera Pecten, Chlamys or Placopecten, dried, salted or in brine	9 170	75 932	36 141	356 746
03073110	Mussels (Mytilus spp, Perna spp), live	-	4 000	-	8 000
03073200	Mussels (Mytilus spp, Perna spp), frozen	-	34 540	-	171 766

Tabel 3 : Ekspor Indonesia menurut Komoditi (Kode HS 8 digit)

Oktober 2018

Kode H S	Uraian golongan barang	Berat bersih (Kg)		Nilai F.O.B. (U S \$)	
		Bulan ini	Kumulatif	Bulan ini	Kumulatif
(1)	(2)	(3)	(4)	(5)	(6)
03074211	Cuttle fish (<i>Sepia officinalis</i> , <i>Rossia macrosoma</i> , <i>Sepiola</i> spp) and squid (<i>Ommastrephes</i> spp, <i>Loligo</i> spp, etc), live	-	63 493	-	153 636
03074221	Cuttle fish (<i>Sepia officinalis</i> , <i>Rossia macrosoma</i> , <i>Sepiola</i> spp), squid (<i>Ommastrephes</i> spp, <i>Loligo</i> spp,etc), fresh/chilled	47 057	115 204	89 010	205 730
03074229	Cuttle fish and squid other than HS 03074229, fresh n chilled	9 800	130 560	9 702	139 249
03074310	Cuttle fish (<i>Sepia officinalis</i> , <i>Rossia macrosoma</i> , <i>Sepiola</i> spp), squid (<i>Ommastrephes</i> spp, <i>Loligo</i> spp,etc), frozen	12 213 626	89 306 853	40 880 581	282 293 883
03074390	Cuttle fish and squid other than HS 03074310, frozen	549 583	5 414 775	2 024 431	19 096 186
03074921	Cuttle fish (<i>Sepia officinalis</i> , <i>Rossia macrosoma</i> , <i>Sepiola</i> spp), squid (<i>Ommastrephes</i> spp, etc), dried, salted/in brine	12 533	1 149 305	88 385	4 620 969
03074929	Cuttle fish and squid other than HS 0307.49.21, dried, salted or in brine	-	23 861	-	174 529
03075120	Octopus (<i>Octopus</i> spp), fresh or chilled	-	15 990	-	35 368
03075200	Octopus (<i>Octopus</i> spp), Frozen	2 292 426	20 833 121	14 104 079	113 549 266
03075920	Octopus (<i>Octopus</i> spp), dried, salted or in brine	-	3 086	-	52 611
03076010	Snails, other than sea snails, live	118 174	867 836	588 960	3 264 886
03076020	Snails, other than sea snails, fresh, chilled or frozen	23 038	742 700	6 590	1 188 738
03076040	Snails, other than sea snails, Dried, salted or in brine	-	51 394	-	30 836
03077110	Clams, cockles & ark shells (fam Arcidae, Arctiidae, Cardiidae, Donacidae, Hiatellidae, Mactridae etc), live	427 707	1 679 907	692 531	3 186 901
03077120	Clams, cockles & ark shells (fam Arcidae, Arctiidae, Cardiidae, Donacidae, Hiatellidae, Mactridae etc), fresh/chilled	10 900	11 650	11 900	13 650
03077200	Clams, cockles & ark shells (fam Arcidae, Arctiidae, Cardiidae, Donacidae, Hiatellidae, Mactridae etc), frozen	357 484	988 919	413 203	1 047 536
03078110	Abalone (<i>Haliotis</i> spp) and stromboid conchs (<i>Strombus</i> spp), live	-	393	-	1 405
03078210	Stromboid conchs (<i>Strombus</i> spp), live	172	118 970	1 290	382 299
03078300	Frozen abalone (<i>Haliotis</i> spp)	-	19 032	-	28 548
03078400	Frozen stromboid conchs (<i>Strombus</i> spp)	52 600	63 628	174 625	217 084
03078710	Abalone (<i>haliotis</i> spp), dried, salted or in brine	-	3 669	-	18 001
03079110	Mollusc, fit for human consumption, oth than HS code of 030711 to 030788, live	26 430	91 075	27 137	163 683
03079200	Mollusc, fit for human consumption, oth than HS code of 030711 to 030788, frozen	77 459	207 864	99 766	258 721
03079930	Mollusc, fit for human consumption, oth than HS code of 030711 to 030788, dried, salted or in brine	-	240	-	11 223
03079950	Flours, meals and pellets of molluscs fit for human consumption	-	2	-	31
03081120	Sea cucumbers (<i>stichopus japonicus</i> , <i>holothuroidea</i>), fresh or chilled	1 207	5 585	11 235	28 463
03081200	Sea cucumbers (<i>stichopus japonicus</i> , <i>holothuroidea</i>), frozen	608	608	7 904	7 904
03081920	Sea cucumbers (<i>stichopus japonicus</i> , <i>holothuroidea</i>), dried, salted or in brine	72 242	412 110	527 496	2 877 196
03082110	Sea urchins (<i>strongylocentrotus</i> spp, <i>paracentrotus lividus</i> , <i>loxechinus albus</i> , <i>echinus esculentus</i>), live	37	3 210	200	5 546
03082120	Sea urchins (<i>strongylocentrotus</i> spp, <i>paracentrotus lividus</i> , <i>loxechinus albus</i> , <i>echinus esculentus</i>), fresh or chilled	-	2	-	63
03082920	Sea urchins (<i>strongylocentrotus</i> spp, <i>paracentrotus lividus</i> , <i>loxechinus albus</i> , <i>echinus esculentus</i>), dried, salted/in brine	-	3	-	237
03083010	Jellyfish (<i>rhophilema</i> spp), live	72	8 873	1 435	105 630
03083040	Jellyfish (<i>rhophilema</i> spp), dried, salted or in brine	1 170 660	4 323 974	1 605 563	4 779 680
03089010	Aquatic invertebrates, oth than HS code 030811-030830, live	5 880	694 535	55 770	3 906 539
03089030	Aquatic invertebrates, oth than HS code 030811-030830, frozen	0	5 073	135	13 192
03089040	Aquatic invertebrates, oth than HS code 030811-030830, dried, salted or in brine	1 830	34 855	12 600	129 604
03089090	Flours, meals and pellets of aquatic invertebrates oth than crustaceans and molluscs, fit for human consumption	479	84 173	10 260	220 972
04011010	Milk&cream, not concentrated nor containing added sugar/oth sweetening matter, fat content, weight<=1%, in liquid form	36 794	611 399	24 700	443 888

Tabel 3 : Ekspor Indonesia menurut Komoditi (Kode HS 8 digit)

Oktober 2018

Kode H S	Uraian golongan barang	Berat bersih (Kg)		Nilai F.O.B. (U S \$)	
		Bulan ini	Kumulatif	Bulan ini	Kumulatif
(1)	(2)	(3)	(4)	(5)	(6)
04011090	Milk&cream,not concentrated nor containing added sugar/oth sweetening matter,fat content,weight<=1%, not in liquid form	5 089	66 812	13 792	183 858
04012010	Milk&cream,not concentrated nor containing added sugar/oth sweetening matter,fat content, 1%<weight<=6%,in liquid form	438 958	4 327 363	358 703	3 594 947
04012090	Milk&cream,not concentrated nor containing added sugar/oth sweetening matter,fat content, 1%<weight<=6%,no liquid form	2 363	30 856	2 364	123 434
04014010	Milk&cream,not concentrated nor containing added sugar/oth sweetener,fat content,6%<weight<=10%,milk in liquid form	50 735	557 788	68 217	692 384
04014020	Milk&cream,not concentrated nor containing added sugar/oth sweetener,fat content,6%<weight<=10%,milk in frozen form	-	88 352	-	87 431
04014090	Milk&cream,not concentrated nor contain added sugar/oth sweetener,fat content,6<weight<=10%,not in liquid/frozen form	29 709	390 317	183 200	1 770 246
04015010	Milk&cream,not concentrated nor containing added sugar/oth sweetening matter,fat content,weight>10%, In liquid form	727	10 288	1 671	20 887
04015090	Milk&cream,not concentrated nor containing added sugar/oth sweetening matter,fat content,weight>10%,not in liquid form	1 292	12 866	564	7 344
04021041	Milk/cream,in powder, granules/oth solid forms, fat <=15 %, not cont added sugar,oth sweetening,in containers,w >=20 kg	-	4 001	-	10 545
04021042	Milk/cream,in powder, granules/oth solid forms, fat <=15 %, not cont added sugar,oth sweetening,in containers,w<2kg	-	607	-	2 352
04021049	Milk/cream,in powder, granules/oth solid forms, fat <=15 %, not cont added sugar,oth sweetening,in containers,w 2-20kg	106 484	916 148	353 839	3 558 149
04021092	Milk & cream, In powder, granules/oth solid forms, fat <=15%, cont added sugar/oth sweetening, In containers, w=<2 kg	-	445	-	2 895
04021099	Milk & cream, In powder, granules/oth solid forms, fat <=15%, cont added sugar/oth sweetening, In containers, w=2-20kg	1 690	50 685	5 643	186 925
04022130	Milk/cream,in powder, granules/oth solid forms, fat >15 %, not cont added sugar,oth sweetening,in containers,w<2kg	-	51 346	-	280 069
04022190	Milk/cream,in powder, granules/oth solid forms, fat >15 %, not cont added sugar,oth sweetening,in containers,w 2-20kg	10 788	141 575	54 764	691 761
04022930	Milk & cream, In powder, granules/oth solid forms, fat >15%, cont added sugar/oth sweetening, In containers, w=<2 kg	-	260	-	260
04022990	Milk & cream, In powder, granules/oth solid forms, fat >15%, cont added sugar/oth sweetening, In containers, w=2-20kg	343	24 809	860	181 800
04029100	Milk & cream, concentrated, not cont added sugar or oth sweetening matter, oth HS040210 to HS040229,	-	3 997	-	22 622
04029900	Milk and cream, concentrated or containing added sugar or oth sweetening matter, oth HS040210 to HS040229,	443 506	3 957 628	1 371 399	7 142 049
04031021	Yogurt, In liquid form, whether or not condensed, flavoured or cont added fruits (incl pulp and jams), nuts or cocoa	10 281	59 868	11 618	58 478
04031029	Yogurt, In liquid form, whether or not condensed, not flavoured or not cont added fruits (incl pulp & jams), nuts/cocoa	184 561	913 998	249 502	1 143 852
04031091	Yogurt, not in liquid form, whether or not condensed, flavoured or cont added fruits (incl pulp n jams), nuts or cocoa	26 983	42 035	39 624	67 703
04031099	Yogurt, not in liquid form, won condensed, not flavoured or not cont added fruits (incl pulp & jams), nuts/cocoa	26 569	232 355	46 183	296 132
04039010	Buttermilk	-	1 633	-	989
04039090	CurdledMilk&cream, kephir&oth fermented/acidifiedMilk&cream, won concentrated/cont add sugar/oth,flav/fruit/nuts/cocoa	949 930	6 472 019	1 018 391	7 273 259
04041010	Whey & modified whey, whether or not concentrated or containing added sugar or oth sweetening matter, In powder form	700	72 118	1 141	100 771
04041090	Whey & modified whey, whether or not concentrated or containing added sugar or oth sweetening matter, not in powder form	-	1 400	-	2 660

Tabel 3 : Ekspor Indonesia menurut Komoditi (Kode HS 8 digit)

Oktober 2018

Kode H S	Uraian golongan barang	Berat bersih (Kg)		Nilai F.O.B. (U S \$)	
		Bulan ini	Kumulatif	Bulan ini	Kumulatif
(1)	(2)	(3)	(4)	(5)	(6)
04049000	Products consist of natural milk constituents, won cont added sugar/oth sweetening, not elsewhere specified or incl	-	2 200	-	3 273
04051000	Butter	2 376	52 344	773	197 286
04059010	Anhydrous butterfat	45 600	425 660	259 920	2 694 526
04059030	Ghee	-	1	-	2
04059090	Fats and oils derived from milk, other than HS 04059010-04059030	1 250	4 153	2 020	7 054
04061010	Fresh (unripened or uncured) cheese, including whey cheese	1 685	29 937	8 260	91 782
04062010	Grated or powdered cheese,of all kinds, In packages of a gross weight exceeding 20 kg	1 552	7 876	6 896	32 917
04062090	Grated or powdered cheese,of all kinds, In packages of a gross weight not exceeding 20 kg	860	3 742	2 564	13 800
04063000	Processed cheese, not grated or powdered	131 976	580 803	365 428	1 777 221
04064000	Blueveined cheese and oth cheese containing veins produced by penicillium roqueforti	-	16	-	95
04069000	Dairy produce; cheese (not grated, powdered or processed), n.e.c. in heading no. 0406	234	315 011	925	1 006 165
04071190	Fertilised eggs for incubation,of fowls of the species gallus domesticus,not for breeding	8 038	46 066	136 214	768 392
04072100	Fresh eggs, other than fertilised eggs for incubation, of fowls of the species gallus domesticus	-	27	-	3 740
04079020	Birds' eggs, in shell, preserved or cooked, of ducks	2 000	2 000	3 036	3 036
04090000	Natural honey	28 712	176 948	190 782	862 916
04100010	Birds nests, edible	115 211	1 047 127	26 942 713	240 531 077
04100090	Edible products of animal origin, not elsewhere specified or included, except birds nests	14	231	7 000	100 056
05010000	Human hair, unworked, whether or not washed or scoured, waste of human hair	1 160	16 577	20 512	661 009
05029000	Badger hair and oth brush making hair and wastethere of	-	19	-	2 465
05051010	Feathers of a kind used for stuffing, down, of duck feathers	67 104	662 221	80 525	940 648
05051090	Feathers of a kind used for stuffing, down, except of duck feathers	-	10 271	-	24 610
05059010	Skins&oth parts of birds, except their feathers or down, powder&waste of feathers or parts of feathers, of duck feathers	321 063	1 132 931	414 027	2 618 559
05059090	Skins&oth parts of birds, except feathers/down, powder&waste of feathers or parts of feathers, except of duck feathers	183	42 525	1 274	59 313
05061000	Ossein and bones treated with acid	-	760	-	949
05069000	Bones&horn-cores, unworked, defatted, simply prepared (not cut to shape), degelatinised, powder&waste of these products	-	315 500	-	152 200
05071000	Ivory, ivory powder and waste	-	280	-	47 082
05079020	Tortoise-shell	23	1 265	38	2 880
05080020	Shells of molluscs, crustaceans/echinoderms, unworked or simply prepared but not cut to shape, powder and waste thereof	1 227 363	8 775 768	605 606	8 156 711
05080090	Coral&similar materials, cuttle-bone, unworked but not othwise worked, powder and waste thereof	-	61 072	-	114 893
05100000	Ambergris,castoreum, civet&musk, cantharides, bile, won dried, glands & oth animal prod used in pharmaceutical product	-	26 543	-	96 113
05119110	Roes and milt of fish or crustaceans, molluscs or oth aquatic invertebrates	48 007	240 058	36 485	177 890
05119130	Fish Skin	60 274	771 744	634 412	2 076 390
05119190	Dead animals of chapter 1 or 3	98 320	734 841	315 786	2 341 700
05119930	Natural sponges	-	98	-	243
05119990	Animal products not elsewhere specified or included, except HS 05111000-05119930	-	229	-	33 460

Tabel 3 : Ekspor Indonesia menurut Komoditi (Kode HS 8 digit)

Oktober 2018

Kode H S	Uraian golongan barang	Berat bersih (Kg)		Nilai F.O.B. (U S \$)	
		Bulan ini	Kumulatif	Bulan ini	Kumulatif
(1)	(2)	(3)	(4)	(5)	(6)
06011000	Bulbs, tubers, tuberous roots, corms, crowns and rhizomes, dormant	-	11 190	-	29 528
06012090	Bulbs, tubers, tuberous roots, corms, crowns and rhizomes, in growth or in flower	-	7 693	-	5 280
06021010	Unrooted cuttings and slips, of orchids	-	21	-	198
06021090	Unrooted cuttings and slips, except of orchids and rubber trees	6 618	50 802	158 334	1 347 737
06022000	Trees, shrubs and bushes, grafted or not, of kinds which bear edible fruit or nuts	18 000	97 002	3 977	183 579
06029010	Rooted orchid cuttings and slips	4 703	32 675	38 115	249 821
06029040	Budded stumps of the genus Hevea	-	75	-	1 126
06029060	Budwood of the genus Hevea	-	38	-	2
06029090	Mushroom spawn	303 443	3 101 769	606 188	5 915 749
06031100	Cut flowers and flower buds of a kind suitable for bouquets or for ornamental purposes, fresh, of roses	-	19 359	-	85 431
06031300	Cut flowers and flower buds of a kind suitable for bouquets or for ornamental purposes, fresh, of orchids	3 000	13 300	9 000	46 500
06031400	Cut flowers and flower buds of a kind suitable for bouquets or for ornamental purposes, fresh, of chrysanthemums	10 510	47 788	137 874	660 551
06031500	Cut flowers and flower buds of a kind suitable for bouquets or for ornamental purposes, fresh, of lilies (lilium spp)	-	7 671	-	982 414
06031900	Cut flowers and flower buds of a kind suitable for bouquets or for ornamental purposes, fresh, except HS 060311-060319	135 153	915 653	226 961	2 522 563
06039000	Cut flowers&flower buds of a kind suit for bouquets, dried,dyed, bleached,impregnated or othwise prepared,oth fresh	17	279 572	2	264 090
06042090	Foliage, branches & oth parts of plants, wo flowers/flower buds, & grasses, suitable for bouquets, fresh	390 691	1 952 386	394 238	2 006 283
06049010	Mosses&lichens, suitable for bouquets or for ornamental purposes, dried/dyed/bleached, impregnated or oth prepared	9 810	28 080	47 285	120 234
06049090	Foliage, branches&oth parts of plants, wo flowers or flower buds, & grasses, suitable for bouquets, dried,dyed,bleached	20 000	369 631	4 810	409 659
07019010	Chipping potatoes	-	181 776	-	126 382
07019090	Potatoes, fresh or chilled, except seed and chipping potatoes	312 275	3 001 188	198 946	2 047 288
07020000	Tomatoes, fresh or chilled	10 256	107 811	22 399	192 694
07031019	Onions, except for propagation	168	14 768	715	3 440
07031021	Shallots, bulbs for propagation	-	31	-	225
07031029	Shallots, except for propagation	893 369	4 885 787	692 954	5 926 927
07032090	Garlic, not for propagation	-	24 270	-	6 546
07039090	Leeks and oth alliaceous vegetables, not for propagation	1 656	53 967	1 344	81 621
07041010	Cauliflowers, fresh or chilled	6	9 974	25	7 431
07041020	Headed broccoli, fresh or chilled	148	1 108	870	6 665
07042000	Brussels sprouts, fresh or chilled	23 064	82 864	19 409	69 599
07049010	Round (drumhead) cabbages, fresh or chilled	1 277 683	31 095 863	289 803	6 234 976
07049020	Chinese mustard, fresh or chilled	-	73 150	-	18 083
07049090	Cabbages, kohlrabi, kale and similar edible brassicas, fresh or chilled, except HS 07041010-07049020	577 605	4 738 186	115 087	1 149 224
07051100	Cabbage lettuce (head lettuce), fresh or chilled	30 589	45 089	17 444	39 982
07051900	Lettuce (lactuca sativa), except cabbage lettuce (head lettuce), fresh or chilled	114 070	1 269 541	117 769	1 489 318
07052900	Chicory (cichorium spp), except witloof chicory (cichorium intybus var foliosum), fresh or chilled	-	200	-	875
07061010	Carrots, fresh or chilled	342	17 160	1 186	22 494
07061020	Turnips, fresh or chilled	100	315	19	49
07069000	Salad beetroot, salsify, celeriac, radishes and similar edible roots, fresh or chilled	11 735	93 448	8 641	69 822
07070000	Cucumbers and gherkins, fresh or chilled	670	19 104	1 275	39 308
07081000	Peas (pisum sativum), shelled or unshelled, fresh or chilled	-	10 748	-	44 885
07082010	French beans, shelled or unshelled, fresh or chilled	106 291	1 056 195	125 757	1 377 505
07082020	Long beans, shelled or unshelled, fresh or chilled	3 060	44 210	2 756	47 081

Tabel 3 : Ekspor Indonesia menurut Komoditi (Kode HS 8 digit)

Oktober 2018

Kode H S	Uraian golongan barang	Berat bersih (Kg)		Nilai F.O.B. (U S \$)	
		Bulan ini	Kumulatif	Bulan ini	Kumulatif
(1)	(2)	(3)	(4)	(5)	(6)
07082090	Beans (vigna spp, phaseolus spp), except french and long beans, shelled or unshelled, fresh or chilled	20 659	270 361	58 556	655 129
07089000	oth leguminous vegetables, shelled or unshelled, fresh or chilled,except HS 070810-070820	75 786	704 512	140 023	956 798
07093000	Aubergines (egg-plants), fresh or chilled	9 375	252 629	6 599	326 155
07094000	Celery oth than celeriac, fresh or chilled	475	4 550	1 059	8 987
07095100	Mushrooms of the genus agaricus, fresh or chilled	31 916	96 125	65 250	361 665
07095910	Truffles, fresh or chilled	-	2 521	-	14 969
07095990	Mushrooms, except of the genus agaricus, fresh or chilled	26	7 376	174	12 626
07096010	Chillies (fruits of genus capsicum), fresh or chilled	9 729	106 509	23 228	282 008
07096090	Fruits of the genus capsicum or of the genus Pimenta, except Chillies (fruits of genus capsicum), fresh or chilled	-	16 464	-	23 991
07097000	Spinach, new zealand spinach and orache spinach (garden spinach), fresh or chilled	27	5 449	146	9 339
07099200	Olives, fresh or chilled	-	103	-	452
07099300	Pumpkins, squash and gourds (cucurbita spp), fresh or chilled	32 868	529 405	5 690	107 868
07099910	Sweet corn, fresh or chilled	8 800	50 175	3 379	202 797
07099920	Lady's finger (okra), fresh or chilled	-	585	-	1 047
07099990	Vegetables; edible, n.e.c. in chapter 07, fresh or chilled	49 915	378 344	34 588	372 385
07101000	Potatoes (uncooked or cooked by steaming or boiling in water), frozen	86 672	733 329	97 872	851 501
07102100	Peas (pisum sativum), shelled or unshelled, (uncooked or cooked by steaming or boiling in water), frozen	-	4 438	-	14 445
07102200	Beans (vigna spp, phaseolus spp), shelled or unshelled, (uncooked or cooked by steaming or boiling in water), frozen	23 690	328 839	44 710	528 231
07102900	Leguminous veg, except peas & beans, shelled or unshelled, (uncooked or cooked by steaming or boiling in water), frozen	432 583	4 689 849	931 991	9 652 608
07103000	Spinach, new zealand spinach&orache spinach (garden spinach), (uncooked/cooked by steaming or boiling), frozen	1 680	5 280	498	1 566
07104000	Sweet corn, (uncooked or cooked by steaming or boiling in water), frozen	103 889	620 192	77 604	494 418
07108000	Vegetables; uncooked or cooked by steaming or boiling in water, n.e.c. in heading no. 0710, frozen	208 859	3 285 638	411 391	6 151 287
07109000	Mixtures of vegetables, (uncooked or cooked by steaming or boiling in water), frozen	29	22 205	188	50 531
07114090	Cucumbers&gherkins, preserved in brine/sulphur water/oth preservative solutions, unsuitable for immediate consumption	57	788	245	4 117
07115190	Mushrooms (agaricus) preserved in brine/sulphur water/oth preservative solutions, unsuitable for immediate consumption	180	38 199	59	51 561
07119010	Sweet corn provisionally preserved, but unsuitable in that state for immediate consumption	-	12	-	67
07119020	Chillies (fruits of genus capsicum) provisionally preserved, but unsuitable in that state for immediate consumption	80	367	578	2 402
07119050	Onions, preserved oth than by sulphur dioxide gas, but unsuitable in that state for immediate consumption	-	5 908	-	5 064
07119090	Vegetables, mix of vegetables oth than onions, caper, chillies, sweet corn, oth preserved by sulphur dioxide gas	18 780	362 160	12 120	267 097
07122000	Onions, dried, whole, cut, sliced, broken or in powder, but not further prepared	-	730	-	2 574
07123100	Mushrooms of the genus Agaricus, dried, whole, cut, sliced, broken or in powder, but not further prepared	-	51 086	-	272 789
07123200	Wood ears (Auricularia spp), dried, whole, cut, sliced, broken or in powder, but not further prepared	125	485	474	4 155
07123910	Truffles, dried, whole, cut, sliced, broken or in powder, but not further prepared	-	1 058	-	5 147
07123990	Mushrooms, dried, whole, cut, sliced, broken or in powder, but not further prepared, n.e.c in item no 0712.3	12 448	777 285	9 958	746 926
07129010	Garlic, dried, whole, cut, sliced, broken or in powder, but not further prepared	20	9 398	142	21 164

Tabel 3 : Ekspor Indonesia menurut Komoditi (Kode HS 8 digit)

Oktober 2018

Kode H S	Uraian golongan barang	Berat bersih (Kg)		Nilai F.O.B. (U S \$)	
		Bulan ini	Kumulatif	Bulan ini	Kumulatif
(1)	(2)	(3)	(4)	(5)	(6)
07129090	Vegetables, mix of vegetables, oth garlic, dried, whole, cut, sliced, broken or in powder, but not further prepared, n.e.c in item no 0712.3	22 799	890 250	36 124	1 582 083
07132090	Chickpeas (garbanzos), dried, shelled, whether or not skinned or split, not suitable for sowing	-	20	-	150
07133110	Beans of sp Vigna mungo, Hepper/Vigna radiata, Wilczek, dried, shelled, won skinned/split, suit for sowing	-	12	-	10
07133190	Beans of sp Vigna mungo, Hepper/Vigna radiata, Wilczek, dried, shelled, won skinned or split, not for sowing	4 816 605	29 168 065	4 972 781	27 300 142
07133390	Kidney beans, incl white pea beans (Phaseolus vulgaris), dried, shelled, won skinned or split, not suit for sowing	25	3 111	5	540
07133490	Bambara beans (Vigna subterranea/Voandzeia subterranea), dried, shelled, won skinned or split, not suitable for sowing	-	100	-	50
07133910	Beans (Vigna spp, Phaseolus spp), dried, shelled, won skinned or split, suitable for sowing, oth than HS 071331-071336	25 000	25 000	23 000	23 000
07139090	Dried leguminous vegetables, shelled, whether or not skinned or split, not suitable for sowing	-	12 240	-	13 110
07141011	Manioc (cassava), sliced or in the form of pellets, dried chips	16 959	505 797	20 336	1 146 651
07141019	Manioc (cassava), sliced or in the form of pellets, oth dried chips	17 608	343 214	38 664	456 791
07141091	Manioc (cassava), oth sliced or in the form of pellets, frozen	-	377 708	-	289 730
07141099	Manioc (cassava), oth sliced or in the form of pellets, fresh, chilled, or dried	-	120 216	-	163 317
07142010	Sweet potatoes frozen	408 378	3 955 566	551 500	5 476 156
07142090	Sweet potatoes, fresh, chilled, or dried	488 309	5 248 816	185 977	2 823 887
07143010	Yams (Dioscorea spp) frozen	-	4 096	-	700
07143090	Yams (Dioscorea spp), fresh, chilled, or dried	-	270	-	395
07144010	Taro (Colocasia spp) frozen	8 180	14 814	11 902	14 232
07144090	Taro (Colocasia spp), fresh, chilled, or dried	389 139	3 213 579	295 025	2 875 252
07149019	Sago pith, fresh, chilled, or dried	-	10	-	8
07149091	Arrowroot, salep, Jerusalem artichokes, & similar roots & tubers with high starch or inulin content, frozen	-	1 000	-	1 879
07149099	Arrowroot, salep, Jerusalem artichokes, & similar roots & tubers with high starch/inulin content, fresh/chilled/dried	143 400	2 974 198	548 565	8 501 180
08011100	Coconuts, desiccated and dried	10 774 885	92 840 934	13 639 518	150 794 369
08011200	Coconuts In the inner shell (endocarp)	1 684 280	276 351 621	276 699	53 037 432
08011910	Young coconut	242	891 731	1 304	933 183
08011990	Coconuts, oth desiccated, or dried, In the inner shell (endocarp), oth young coconut	44 557 835	219 234 984	7 320 349	51 263 972
08012200	Brazil nuts shelled	-	6 316	-	20 737
08013100	Cashew nuts In shell	8 866 159	28 648 791	14 317 851	50 525 060
08013200	Cashew nuts shelled	650 347	4 398 911	5 297 574	41 740 789
08021100	Almonds In shell	-	170	-	15
08021200	Almonds shelled	12 792	24 587	86 793	172 180
08022200	Hazelnuts or filberts (Corylus spp) shelled	-	3 300	-	7 775
08025200	Pistachios shelled	-	269	-	679
08026100	Macadamia nuts In shell	-	100	-	7
08026200	Macadamia nuts Shelled	-	2 359	-	49 203
08028000	Areca nuts	33 670 350	214 559 701	37 005 583	258 272 688
08029000	Nuts, edible; n.e.c. in heading no. 0801 and 0802, fresh or dried, whether or not shelled or peeled	238 580	2 174 310	476 707	3 619 907
08031000	Bananas, including plantains, fresh or dried	523 406	14 315 686	130 201	6 496 143
08039010	Lady's finger fresh banana	-	33 420	-	25 898
08039090	Bananas, including plantains, fresh or dried, oth than lady's finger bana	627 176	12 456 775	351 297	6 347 298
08041000	Dates, fresh or dried	-	1 020	-	662
08043000	Pineapples, fresh or dried	1 588 875	11 247 224	955 326	6 982 373
08044000	Avocados, fresh or dried	25 348	151 652	12 448	92 256
08045010	Guavas, fresh or dried	1 815	141 113	4 413	201 883

Tabel 3 : Ekspor Indonesia menurut Komoditi (Kode HS 8 digit)

Oktober 2018

Kode H S	Uraian golongan barang	Berat bersih (Kg)		Nilai F.O.B. (U S \$)	
		Bulan ini	Kumulatif	Bulan ini	Kumulatif
(1)	(2)	(3)	(4)	(5)	(6)
08045020	Mangoes, fresh or dried	237 747	484 539	295 187	666 801
08045030	Mangosteens, fresh or dried	1 762 371	31 950 380	2 693 085	23 838 118
08051010	Fresh oranges	-	2 438	-	1 192
08052900	Wilkins and similar citrus hybrids, fresh or dried	-	12 160	-	2 161
08054000	Grapefruit, including pomelos, fresh or dried	-	45	-	145
08055010	Lemons (Citrus limon, Citrus limonum), fresh or dried	-	391	-	1 484
08055020	Limes (Citrus aurantifolia, Citrus latifolia), fresh or dried	4 398	1 094 921	25 913	554 151
08059000	Fruit, edible; citrus fruit n.e.c. in heading no. 0805, fresh or dried	-	27 646	-	211 675
08061000	Grapes, fresh	30	680	30	680
08062000	Grapes, dried	-	13 890	-	10 012
08071100	Watermelons, fresh	5 060	134 826	1 015	98 094
08071900	Fruit, edible; melons, other than watermelons, fresh	12 288	132 642	19 643	247 714
08072000	Papaws (papayas), fresh	941	278 237	1 993	46 153
08081000	Apples, fresh	110	283	78	572
08083000	Pears, fresh	250	370	250	370
08092900	Cherries oth than sour cherries (Prunus cerasus), fresh	10	10	40	40
08094010	Plums, fresh	32	62 544	102	52 163
08101000	Strawberries, fresh	-	30	-	77
08104000	Cranberries, bilberries and oth fruits of the genus Vaccinium, fresh	-	4 785	-	38 466
08106000	Durians, fresh	971	1 085 305	6 220	1 367 378
08107000	Persimmons, fresh	-	100	-	500
08109010	Longans, mata kucing, fresh	50	140	50	230
08109020	Lychees, fresh	6	6 939	24	39 340
08109030	Rambutan, fresh	2 613	279 807	3 893	240 430
08109040	Langsat (Lanzones), fresh	-	2 000	-	938
08109050	Jackfruit (including Cempedak and Nangka), fresh	2 038	52 710	669	45 207
08109060	Tamarinds, fresh	1 200	113 754	3 096	137 521
08109070	Starfruit, fresh	36	308	155	1 136
08109091	Salacca (snake fruit), fresh	116 551	978 723	118 201	1 177 721
08109092	Dragon fruit, fresh	3 139	47 917	7 078	105 011
08109093	Sapodilla (ciku fruit), fresh	904	3 629	171	724
08109094	Pomegranate, soursop/sweetsops, bell fruit, marian plum, passion fruit, cottonfruit, jujube and tampoi or rambai	6 172	49 335	10 242	53 291
08109099	Fruit, edible; fruits n.e.c. in heading no. 0801 to 0810, fresh	64 076	687 180	64 975	536 500
08111000	Strawberries, uncooked/cooked by steaming/boiling, frozen, won containing added sugar or oth sweetening matter	-	45	-	134
08112000	Raspberries, blackberries, mulberries, loganberries, currants, gooseberries, uncooked/cooked by steaming/boiling, frozen	2 772	22 796	40 410	332 985
08119000	Fruit & nuts, uncooked or cooked by steaming/boiling, frozen, won cont added sugar or oth, oth than HS 081110-0820	863 900	3 158 794	793 685	4 101 557
08129010	Strawberries, provisionally preserved (eg by sulphur dioxide gas, etc), but unsuitable for immediate consumption	216	2 286	2 812	30 557
08129090	Fruit, edible; fruit and nuts n.e.c. in heading no. 0812, provisionally preserved, but unsuitable in that state for immediate consumption	11 440	150 274	4 256	59 336
08134010	Longans, dried, oth than that of headings 0801 to 0806, mixtures of nuts or dried fruits of this Chapter	-	10	-	40
08134020	Tamarinds, dried, oth than that of headings 0801 to 0806, mixtures of nuts or dried fruits of this Chapter	4 784 216	13 736 732	2 213 673	6 749 046
08134090	Fruit, edible; fruit n.e.c. in heading no. 0812, dried	294 519	1 449 417	683 863	2 584 956
08135010	Mixtures of nuts or dried fruits of this chapter of which cashew nuts or Brazil nuts predominate by weight	-	52 774	-	116 363
08135030	Mixtures of nuts or dried fruits of this chapter of which dates predominate by weight	-	7 342	-	10 209
08135040	Mix of nuts or dried fruits of this chapt of which avocados or oranges/mandarins (incl tangerines) predominate by weight	-	80	-	107

Tabel 3 : Ekspor Indonesia menurut Komoditi (Kode HS 8 digit)

Oktober 2018

Kode H S	Uraian golongan barang	Berat bersih (Kg)		Nilai F.O.B. (U S \$)	
		Bulan ini	Kumulatif	Bulan ini	Kumulatif
(1)	(2)	(3)	(4)	(5)	(6)
08135090	Mixtures of nuts or dried fruits of this chapter of which fruit of HS 08135010-08135040 predominate by weight	16 710	22 504	16 710	16 775
08140000	Peel of citrus or melons (incl watermelons), fresh/ frozen/dried or provisionally preserved in brine/sulphur water/ oth	-	872	-	1 276
09011110	Coffee Arabica WIB or Robusta OIB, not roasted, not decaffeinated	26 234 479	225 380 825	68 980 812	657 934 615
09011190	Coffee oth than Arabica WIB or Robusta OIB, not roasted, not decaffeinated	247 875	2 472 445	476 499	4 825 688
09011210	Coffee Arabica WIB or Robusta OIB, not roasted, decaffeinated	4 235	52 079	35 359	312 695
09011290	Coffee oth than Arabica WIB or Robusta OIB, not roasted, decaffeinated	-	5 189	-	29 124
09012110	Coffee, roasted, not decaffeinated, unground	42 655	338 815	154 918	1 326 924
09012120	Coffee, roasted, not decaffeinated, ground	160 647	1 331 866	760 871	4 506 505
09012210	Coffee, roasted, decaffeinated, unground	32	588	2 130	21 006
09012220	Coffee, roasted, decaffeinated, ground	-	1 478	-	7 498
09019010	Coffee husks and skins	60	32 840	2 280	205 129
09019020	Coffee substitutes containing coffee	52 507	110 275	157 723	332 454
09021010	Leaves, oth green tea (not fermented), in immediate packings of ? 3 kg, whether or not flavoured	9 596	3 286 459	27 422	6 624 065
09021090	Tea, green; (not fermented), in immediate packings of a content not exceeding 3kg	271 651	2 707 877	1 680 419	15 928 160
09022010	Leaves, oth green tea (not fermented), whether or not flavoured	648 323	2 694 779	1 316 928	5 520 500
09022090	Tea, green; (not fermented), in immediate packings of a content exceeding 3kg	49 927	1 085 166	127 349	2 284 194
09023010	Leaves, black tea (fermented) and partly fermented tea, in immediate packings of ? 3 kg, whether or not flavoured	16 963	158 101	103 146	305 426
09023090	Black tea (fermented) and partly fermented tea, in immediate packings of ? 3 kg, whether or not flavoured, oth leaves	163 687	1 305 103	916 982	6 734 053
09024010	Leaves, oth black tea (fermented) and oth partly fermented tea, whether or not flavoured	262 706	2 475 512	678 275	6 138 057
09024090	oth black tea (fermented) and oth partly fermented tea, whether or not flavoured, oth leaves	2 868 611	28 333 805	4 973 928	48 934 404
09030000	Mate	60	10 923	1 430	32 613
09041110	White pepper, neither crushed nor ground	3 310 854	22 888 255	10 185 426	79 283 473
09041120	Black pepper, neither crushed nor ground	1 860 138	11 755 567	4 869 645	35 210 571
09041190	Pepper, neither crushed nor ground, other than white and black pepper	409 995	3 846 151	1 033 221	9 254 745
09041210	White pepper, crushed or ground	5 000	276 658	27 010	1 505 006
09041220	Black Pepper, crushed or ground	69 891	566 622	256 107	2 440 485
09041290	Pepper, crushed or ground, other than white and black pepper	1 082	12 778	4 536	102 776
09042110	Chillies (Fruits of the genus Capsicum), neither crushed nor ground,	14 769	41 465	53 335	170 798
09042190	Fruits of the genus Capsicum or of the genus Pimenta, oth than Chillies, neither crushed nor ground,	14 560	112 801	51 115	328 637
09042210	Chillies (Fruits of the genus Capsicum), crushed or ground,	54 983	721 389	314 719	3 388 120
09042290	Fruits of the genus Capsicum or of the genus Pimenta, oth than Chillies, crushed or ground,	978	3 725	7 247	28 441
09051000	Vanila, neither crushed nor ground	13 950	166 082	5 106 658	63 061 600
09052000	Vanila, crushed or ground	1 657	14 723	402 033	2 746 262
09061100	Cinnamon (Cinnamomum zeylanicum Blume), neither crushed nor ground	745 186	7 324 936	2 832 907	27 337 365
09061900	Spices; cinnamon and cinnamon-tree flowers, other than cinnamon (Cinnamomum zeylanicum Blume), neither crushed nor ground	933 283	8 754 781	3 090 137	28 282 839
09062000	Cinnamon and Cinnamon-tree flowers, crushed or ground	1 894 851	18 335 424	6 150 617	61 662 869
09071000	Cloves (whole fruit, cloves and stems), neither crushed nor ground	2 739 543	10 415 529	13 816 570	53 708 293
09072000	Cloves (whole fruit, cloves and stems), crushed or ground	161 725	574 356	817 592	3 781 769

Tabel 3 : Ekspor Indonesia menurut Komoditi (Kode HS 8 digit)

Oktober 2018

Kode H S	Uraian golongan barang	Berat bersih (Kg)		Nilai F.O.B. (U S \$)	
		Bulan ini	Kumulatif	Bulan ini	Kumulatif
(1)	(2)	(3)	(4)	(5)	(6)
09081100	Nutmeg, neither crushed nor ground	1 420 644	11 366 748	5 520 971	44 013 447
09081200	Nutmeg, crushed or ground	315 515	2 303 125	1 904 783	16 186 587
09082100	Mace, neither crushed nor ground	274 286	2 388 577	2 765 936	25 051 893
09082200	Mace Crushed or ground	73 933	649 952	847 937	6 783 594
09083100	Cardamoms, neither crushed nor ground	1 082 783	6 321 739	2 357 397	13 160 396
09083200	Cardamoms, crushed or ground	-	1 010	-	6 952
09092100	Seeds of coriander, neither crushed nor ground	282	17 932	386	25 784
09092200	Seeds of coriander, crushed or ground	260	3 400	1 016	8 188
09093100	Seeds of cumin, neither crushed nor ground	-	309	-	65
09093200	Seeds of cumin, crushed or ground	69	1 102	555	2 658
09096110	Seeds of anise, neither crushed nor ground	1 321	6 091	5 939	28 599
09096190	Seeds of fennel, oth juniper berries, neither crushed nor ground	-	2 783	-	3 897
09096210	Seeds of anise, crushed or ground	-	30	-	39
09096230	Seeds of caraway, crushed or ground	-	15	-	19
09101100	Ginger, Neither crushed nor ground	240 669	2 690 914	287 402	2 626 991
09101200	Ginger, Crushed or ground	1 980	128 994	11 275	394 796
09102000	Saffron	-	145	-	426
09103000	Turmeric (curcuma)	1 207 955	8 032 849	1 514 386	10 908 212
09109110	Curry, mixtures referred to in Note 1(b) to this Chapter	18	3 203	209	17 729
09109190	Spices, oth than curry, mixtures referred to in Note 1(b) to this Chapter	17 670	395 397	11 950	1 370 784
09109910	Thyme, bay leaves	1 613	22 309	4 448	86 260
09109990	oth spices, oth mixtures referred to in Note 1(b) to this Chapter , oth than Thyme, bay leaves	141 193	1 365 669	385 144	3 813 801
10019999	oth meslin, not fit for human consumption	-	1 337 500	-	539 659
10039000	Barley, oth than seed	-	1	-	99
10051000	Maize (corn) seed	3	2 103	3	4 165
10059010	Popcorn	9 486	42 394	9 873	49 172
10059090	Maize (corn), oth than seed, oth than popcorn	149 140	272 014 584	62 851	72 773 234
10061010	Rice in the husk (paddy or rough), suitable for sowing	-	2 047	-	17 442
10061090	Rice in the husk (paddy or rough), not suitable for sowing	11	131	10	32
10062090	Husked (brown) rice, oth than Hom Mali rice	807	10 754	2 295	30 838
10063030	Semimilled or wholly milled glutinous rice, whether or not polished or glazed, glutinous rice	-	77 510	-	105 253
10063091	Semi-milled or wholly milled rice, whether or not polished or glazed, parboiled rice	92	92	119	119
10063099	Semi-milled/ wholly milled rice,whether or not polished or glazed, oth than glutinous rice,Hom Mali rice,parboiled rice	-	3 082 786	-	1 268 864
10064010	Broken rice, of a kind used for animal feed	-	4	-	10
10081000	Buckwheat	-	100	-	1 134
10082900	Millet, oth than seed	-	19 975	-	7 690
10083000	Canary seeds	575	13 195	863	4 793
10089000	Cereals; n.e.c. in chapter 10	-	1 503	-	4 412
11010011	Fortified wheat flour	2 327 850	35 085 316	851 962	12 984 919
11010019	Not fortified wheat flour	3 600 814	10 748 779	1 523 495	4 782 984
11010020	Meslin flour	6 000	19 222	4 473	11 667
11022000	Maize (corn) flour	82 115	20 225 227	31 279	5 702 452
11029010	Rice flour	41 785	284 728	32 975	217 404
11029090	oth cereal flours, oth than maize (corn) flour, rice flour and rye flour	135 261	652 452	54 209	309 482
11031100	Groats and meal of wheat	1 674	3 649	5 944	10 735
11031300	Groats and meal of maize (corn)	-	12 732	-	14 848
11031920	Groats and meal of rice	1 227	11 004	11 440	30 293
11041200	Oat grains, rolled or flaked	157	199	1 852	1 957
11041990	Cereal grains, rolled or flaked, other than oats and maize (corn)	13 000	100 175	9 360	28 514
11042990	Worked cereal grains (for example, hulled, pearled, sliced or kibbled), of other than oats, maize (corn) and barley	-	507	-	3 561
11043000	Germ of cereals, whole, rolled, flaked or ground	165 000	3 649 260	61 530	1 316 807
11051000	Flour, meal and powder	35 936	84 969	33 044	57 428

Tabel 3 : Ekspor Indonesia menurut Komoditi (Kode HS 8 digit)

Oktober 2018

Kode H S	Uraian golongan barang	Berat bersih (Kg)		Nilai F.O.B. (U S \$)	
		Bulan ini	Kumulatif	Bulan ini	Kumulatif
(1)	(2)	(3)	(4)	(5)	(6)
11052000	Flakes, granules and pellets	-	32	-	74
11061000	Flour, meal and powder of the dried leguminous vegetables of heading 0713	-	17 168	-	32 676
11062010	Flour, meal and powder of manioc (cassava)	78 090	900 091	28 186	279 734
11062020	Flour, meal and powder of sago	1 021	8 295	18 380	35 448
11062030	Flour, meal and powder of sweet potato (Ipomoea Batatas)	53 503	380 503	15 417	120 947
11062090	Flour,meal & powder of oth sago/of roots/ tubers of 0714,oth than manioc/cassava,sago,sweet potato/Ipomoea batatas	253 300	1 069 554	46 101	452 789
11063000	Flour, meal and powder of the products of Chapter 8	290 079	2 307 049	1 127 483	9 242 269
11081100	Wheat starch	392	32 904	978	66 275
11081200	Maize (corn) starch	2 616 501	31 722 328	910 872	11 011 672
11081300	Potato starch	43 000	45 931	32 368	39 584
11081400	Manioc (cassava) starch	806 750	6 822 090	539 958	4 460 656
11081910	Sago starch	1 533 764	10 658 054	305 453	2 683 575
11081990	Starch; n.e.c. in item no. 1108.11 to 1108.14	85 400	1 010 910	26 350	288 761
12019000	Soya beans, whether or not broken, oth than seed	172 250	1 355 370	25 968	195 815
12023000	Seed ground-nuts, not roasted or othwise cooked, whether or not shelled or broken	-	1 072	-	3 300
12024100	Ground-nuts; other than seed, not roasted or otherwise cooked, in shell	391 182	1 608 527	684 246	2 724 808
12024200	Ground-nuts; other than seed, not roasted or otherwise cooked, shelled, whether or not broken,	8 743	43 283	2 510	64 038
12030000	Copra	5 717 005	35 017 685	3 374 842	33 923 824
12040000	Linseed, whether or not broken	-	2	-	464
12051000	Low erucic acid rape or colza seeds, whether or not broken	2 518	22 928	5 293	76 403
12060000	Sunflower seeds, whether or not broken	-	281	-	1 636
12071010	Palm nuts suitable for sowing/planting	135	3 786	22 000	641 619
12071030	Kernels	2 202 220	43 937 273	832 559	19 781 328
12071090	Palm nuts, other than kernel and palm nuts suitable for sowing/planting	-	15 540	-	5 581
12072900	Cotton seeds, other than seed	269 785	2 194 859	62 343	471 508
12073000	Castor oil seeds	-	37 589	-	21 612
12074010	Edible sesamum seeds	-	150	-	717
12074090	Sesamum seeds, other than edible	6 050	104 857	17 589	485 554
12075000	Mustard seeds	-	5	-	8
12077000	Melon seeds	97	277	29 286	63 641
12079950	Fresh fruit bunch of oil palm	14 350	2 145 720	5 202	146 267
12079990	Oil seeds and oleaginous fruits, whether or not broken, n.e.c. in heading no. 1207	-	446 304	-	170 218
12081000	Flours and meals of soya beans	27 487	219 368	6 983	89 358
12089000	Flours and meals of oil seeds or oleaginous fruits, oth than those of mustard, oth than of soya beans	825	3 133	3 195	9 352
12092920	Beet seeds of forage plants, for sowing, n.e.c in heading 1209	-	25 999	-	4 420
12092990	Seeds of forage plants, for sowing, n.e.c in item no 1209.2	66 000	245 149	436 540	1 360 441
12093000	Seeds of herbaceous plants cultivated principally for their flowers	42	920	142 452	2 214 005
12099190	Vegetable seeds, other than onion seeds, for sowing	601 835	2 513 136	1 658 338	7 148 818
12099910	Rubber tree seeds, Kenaf seeds, for sowing	400	1 035	4 771	18 967
12099990	Seeds, fruit and spores, of a kind used for sowing, n.e.c in heading 1209	4 712	377 098	14 521	665 429
12119011	Cannabis used primarily in pharmacy, in cut, crushed or powdered form	-	500	-	750
12119013	Rauwolfia serpentina roots used primarily in pharmacy,fresh,chilled,frozen/dried,whether/not cut,crushed/ powdered	-	1 450	-	2 900
12119015	Liquorice roots used primarily in pharmacy, fresh, chilled, frozen or dried, whether or not cut, crushed or powdered	-	12	-	32

Tabel 3 : Ekspor Indonesia menurut Komoditi (Kode HS 8 digit)

Oktober 2018

Kode H S	Uraian golongan barang	Berat bersih (Kg)		Nilai F.O.B. (U S \$)	
		Bulan ini	Kumulatif	Bulan ini	Kumulatif
(1)	(2)	(3)	(4)	(5)	(6)
12119019	Plants and its parts, used primarily in pharmacy, n.e.c in 1211.90.1, fresh, chilled, frozen/dried, other than in cut/crushed/powdered	-	3 000	-	19 379
12119091	Pyrethrum used primarily in not pharmacy, in cut, crushed or powdered form	37 432	939 813	204 044	1 719 074
12119092	Pyrethrum used primarily in not pharmacy, not in cut, crushed or powdered form	-	8 035	-	39 846
12119094	Sandalwood chips used primarily in not pharmacy, fresh, chilled, frozen/ dried, whether/ not cut, crushed/ powdered	4 211	72 986	46 961	519 944
12119095	Agarwood (Gaharu) chips used primarily in not pharmacy,fresh,chilled,frozen/ dried, whether/ not cut, crushed/ powdered	90 881	730 661	1 486 164	13 385 263
12119098	Plants and its part, used primarily not in pharmacy, n.e.c in 1211.90.9 in cut/crushed/powdered form	259 662	2 835 139	372 389	3 884 643
12119099	Plants and its part, used primarily not in pharmacy, n.e.c in 1211.90.9, other than in cut/crushed/powdered form	688 169	5 816 443	1 249 719	14 171 343
12122111	Euclidean spinosum fit for human consumption, dried but not ground	2 296 097	12 354 893	1 483 727	7 704 695
12122112	Euclidean cottonii fit for human consumption, dried but not ground	8 233 106	79 817 764	11 570 469	112 284 780
12122113	Gracilaria spp fit for human consumption, dried but not ground	5 300 996	42 523 595	2 992 796	26 817 065
12122114	Gelidium spp fit for human consumption, dried but not ground	-	122 050	-	353 550
12122115	Sargassum spp fit for human consumption, dried but not ground	132 900	1 737 289	19 947	355 492
12122119	Seaweeds & oth algae fit for human consumption, dried but not ground, oth than 12122111 - 12122115	36 603	262 244	7 250	119 016
12122190	Seaweeds and oth algae fit for human consumption, dried and ground	1 480 055	8 699 182	2 300 659	11 940 817
12122911	Seaweeds and oth algae, fresh, chilled or dried, not fit for human consumption, used in pharmacy	5 250	60 216	12 988	101 399
12122919	Seaweeds and oth algae, fresh, chilled or dried, not fit for human consumption, oth than used in pharmacy	1 760 363	13 519 964	811 719	8 785 061
12122920	Seaweeds & oth algae,fresh,chilled/dried,not human consumptn,oth than in dyeing,tanning,perfumery,pharmacy,insect,fungi	892 753	7 262 284	1 062 333	7 391 251
12129100	Sugar beet, fresh, chilled, frozen or dried, of a kind used primarily for human consumption	250	250	250	250
12129200	Locust beans (carob) fresh, chilled, frozen or dried, of a kind used primarily for human consumption	-	479 410	-	804 734
12129390	Sugar cane oth than suitable for planting	122 880	580 348	27 034	129 976
12129910	Stones and kernels of apricot, peach (including nectarine) or plum of a kind used primarily for human consumption	1	24	0	50
12129990	Oth than stones & kernels of apricot,peach (incl nectarine)/ plum,used primarily for human consumption	486 257	3 204 664	771 524	4 728 124
12130000	Cereal straw and husks, unprepared, whether or not chopped, ground, pressed or in the form of pellets	-	36 000	-	4 917
12149000	Swedes,mangolds,fodder roots,hay,clover,sainfoin,forage kale,lupines, vetches&oth forage, or in the form of pellets	10 600	67 522	54 804	180 596
13012000	Gum Arabic	15 500	130 704	7 738	67 456
13019030	Cannabis resins	-	19 300	-	16 370
13019040	Lac	13 000	176 218	15 192	287 651
13019090	Natural gums, resins, gum-resins and oleoresins, oth than gum arabic, cannabis resins, lac	4 821 653	42 648 220	4 736 760	44 615 237
13021200	Vegetable saps and extracts of liquorice	-	50	-	790
13021400	Vegetable saps and extracts of ephedra	-	1 904	-	125 658
13021940	Vegetable saps and extracts of pyrethrum or of the roots of plants containing rotenone	-	46 897	-	238 185
13021950	Vegetable saps and extracts of japan (or Chinese) lacquer (natural lacquer)	-	189 000	-	70 875

Tabel 3 : Ekspor Indonesia menurut Komoditi (Kode HS 8 digit)

Oktober 2018

Kode H S	Uraian golongan barang	Berat bersih (Kg)		Nilai F.O.B. (U S \$)	
		Bulan ini	Kumulatif	Bulan ini	Kumulatif
(1)	(2)	(3)	(4)	(5)	(6)
13021990	oth vegetable saps and extracts, oth than of opium, liquorice, hops, ephedra, oth than 13021920 - 13021950	323 160	2 179 084	107 025	780 666
13022000	Pectic substances, pectinates and pectates	-	273 796	-	294 882
13023100	Mucilages and thickeners, whether or not modified, of Agar-agar	93 478	1 326 726	586 842	12 262 458
13023200	Mucilages and thickeners, whether or not modified, derived from locust beans, locust bean seeds or guar seeds	4 650	41 898	23 050	233 024
13023911	Carrageenan powder, Semirefined	450 532	3 706 704	3 353 548	28 072 200
13023912	Carrageenan powder, Refined	-	513	-	2 445
13023913	Carrageenan, alkali treated carrageenan chips (ATCC)	-	319 287	-	1 459 964
13023919	oth carrageenan, oth than semirefined powder, refined powder, alkali treated carrageenan chips (ATCC)	594 265	3 930 881	3 931 094	23 944 573
13023990	Mucilages & thickeners,whth/ not modified,derived frm vegetable products,oth than 13023911-13023919	40 575	325 428	147 191	1 837 411
14011000	Bamboos, of a kind used primarily for plaiting	199 655	1 733 345	124 262	1 138 895
14019000	Vegetable materials of a kind used primarily for plaiting; n.e.c. in heading no. 1401	57 613	575 866	129 635	1 119 891
14042000	Cotton linters	-	12 078	-	43 166
14049020	Vegetable products nec or included of a kind used primarily in tanning or dyeing, oth than cotton linters	555 923	4 454 471	151 258	1 179 790
14049030	Kapok	868 956	4 916 152	623 757	4 509 351
14049091	Palm kernel shells	179 643 885	1 638 744 468	13 010 296	120 650 771
14049092	Empty fruit bunch of oil palm	-	5 000	-	1 200
14049099	Vegetable products nec or included oth used primarily in tanning/ dyeing,oth than14049091 - 14049092	2 052 009	17 332 856	485 156	4 373 683
15030090	Lard oil, oleo-oil and tallow oil, not emulsified or mixed or otherwise prepared	1	8	1	9
15041090	Fish-liver oils and their fractions oth than solid fraction	-	55 265	-	715 680
15042090	Fats and oils and their fractions, of fish, oth than liver oils,oth than solid fractions	32 982	145 372	87 844	267 089
15050090	Wool grease and fatty substances derived therefrom, excluding lanolin	-	275	-	14 739
15060000	Animal fats and oils and their fractions; whether or not refined, but not chemically modified, n.e.c. in chapter 15	-	15 984	-	75 130
15071000	Crude soya-bean oil, whether or not degummed	-	8 359	-	149 414
15079010	Fractions of unrefined soyabean oil	-	31	-	133
15079090	Soya-bean oil and its fractions, refined, but not chemically modified, oth than crude-oil	12 350	27 550	15 907	35 120
15089000	Ground-nut oil and its fractions, whether or not refined, but not chemically modified, oth than crude oil	36	219	53	88
15091010	Virgin olive oil, in packings of a net weight not exceeding 30 kg	-	24	-	199
15091090	Virgin olive oil, in packings of a net weight exceeding 30 kg	-	4 354	-	6 404
15099019	Fractions of unrefined zaitun oil in packings of a net weight exceeding 30 kg	-	60	-	66
15099091	Fractions of refined zaitun oil in packings of a net weight not exceeding 30 kg	30	31	60	67
15099099	Fractions of refined zaitun oil in packings of a net weight exceeding 30 kg	48	48	432	432
15100090	Oth oils & their fractions of olives,refined,not chemically modified,incl blends/ fractions 1509,oth crude zaitun oil	5	200	5	150
15111000	Crude palm oil	757 816 970	4 873 610 031	382 648 493	2 794 174 416
15119020	Refined palm oil	482 318 742	4 958 821 622	270 076 559	3 045 954 402
15119031	Solid fractions of refined palm oil, with iodine value 30 or more, but less than 40	212 737 374	1 852 183 580	112 709 799	1 123 142 360
15119032	Solid fractions of refined palm oil, with iodine value exceeding 40	79 899 291	732 048 980	42 534 071	439 926 649
15119036	Liquid fractions of refined palm oil, in packing of a net weight not exceeding 25 kg	192 541 800	1 417 769 559	125 566 861	1 026 029 834

Tabel 3 : Ekspor Indonesia menurut Komoditi (Kode HS 8 digit)

Oktober 2018

Kode H S	Uraian golongan barang	Berat bersih (Kg)		Nilai F.O.B. (U S \$)	
		Bulan ini	Kumulatif	Bulan ini	Kumulatif
(1)	(2)	(3)	(4)	(5)	(6)
15119037	Liquid fractions of refined palm oil, with iodine value 55 or more but less than 60	966 494 201	8 510 490 956	540 158 001	5 218 115 669
15119039	Liquid fractions of refined palm oil, in packing of a net weight exceeding 25 kg, with iodine value more than 60	39 548 448	304 927 750	23 711 863	198 450 312
15119041	Solid fractions of unrefined palm oil	6 249 876	18 449 547	3 289 185	10 437 493
15119049	Solid fractions of unrefined palm oil, with packing of a net weight >25 kg	-	47 230 155	-	27 398 565
15121910	Fractions of unrefined sunflowerseed oil or safflower oil	-	24	-	118
15121920	Fractions of refined sunflowerseed oil or safflower oil	-	190	-	650
15121990	Fractions of sunflowerseed oil or safflower oil, oth than 15121910-20	-	21	-	193
15122100	Crude oil of cottonseed oil and its fractions whether or not gossypol has been removed	-	30 400	-	50 616
15122910	Fractions of unrefined cottonseed oil	30 400	127 470	48 488	73 032
15131100	Crude oil of coconut (copra) oil	33 768 211	293 263 434	27 975 615	314 667 106
15131910	Fractions of unrefined coconut oil, not chemically modified	11 293	237 632	21 475	310 649
15131990	Coconut (copra) oil and its fractions, not chemically modified, oth than crude oil and oth than 15131910	24 376 583	274 742 354	23 119 234	320 923 425
15132110	Crude oil of palm kernel	46 993 795	265 640 194	38 004 842	260 464 209
15132190	Crude palm oil oth than of palm kernel	21	1 383	5	1 916
15132991	Solid fractions of refined palm kernel oil, not chemically modified	12 576 253	114 767 818	13 462 404	142 722 427
15132994	Palm kernel olein, refined, bleached and deodorized (RBD)	9 811 188	66 087 655	7 877 839	64 214 349
15132995	Palm kernel oil, RBD	113 057 871	950 525 715	97 456 474	948 113 012
15141920	Fractions of refined of low erucic acid rape or colza oil, not chemically modified	-	3	-	8 155
15151100	Crude oil of linseed oil	-	12	-	670
15151900	Linseed oil and its fractions, oth than crude oil, not chemically modified	-	3 267	-	37 757
15153010	Crude oil of castor oil, but not chemically modified	-	35 070	-	57 498
15153090	Castor oil and its fractions, oth than crude oil, but not chemically modified	-	34 000	-	58 907
15155010	Crude oil of sesame oil, but not chemically modified	-	1 080	-	13 605
15155090	Sesame oil and its fractions, oth than crude oil and fractions of unrefined oil	-	90	-	153
15159011	Crude oil of Illipe nut oil, but not chemically modified	14 800	29 200	33 550	61 036
15159012	Fractions of unrefined oil, but not chemically modified	57 800	97 100	12 716	22 238
15159019	Illipe nut oil, but not chemically modified, oth than crude oil and fractions of unrefined oil	-	45 601	-	72 611
15159029	Tung oil, oth than crude oil and fractions of unrefined oil, but not chemically modified	78	79	65	152
15159091	Crude oil of oth fixed vegetable fats and oils, nec in heading 1515	200	30 600	200	48 688
15159099	Oth fixed vegetable fat & oil, nec in heading 1515, oth than crude oil and unrefined fraction, not chemically modified	203 925	2 339 281	489 214	5 500 863
15161090	Animal fats and oils and their fractions, not re-esterified, but not further prepared	-	31	-	191
15162012	Vegetable fats and oils and their fractions of oil palm fruit, crude, reesterified, but not further prepared	-	473 434	-	397 921
15162014	Vegetable fats and oils and their fractions of coconuts, reesterified, but not further prepared	103 849	996 601	396 705	2 796 488
15162015	Vegetable fats and oils and their fractions of palm kernels, crude, reesterified, but not further prepared	1 681 730	15 556 916	6 420 803	63 446 481
15162016	Vegetable fats & oils and their fractions of palm kernels, refined, bleached and deodorized (RBD), reesterified	-	91 349	-	90 396
15162017	Vegetable fats and oils and their fractions of groundnuts, reesterified, but not further prepared	438	488	365	415
15162019	Vegetable fats and oils and their fractions, reesterified, but not further prepared, nec in heading 15162011-18	304 510	2 880 886	280 447	3 008 196

Tabel 3 : Ekspor Indonesia menurut Komoditi (Kode HS 8 digit)

Oktober 2018

Kode H S	Uraian golongan barang	Berat bersih (Kg)		Nilai F.O.B. (U S \$)	
		Bulan ini	Kumulatif	Bulan ini	Kumulatif
(1)	(2)	(3)	(4)	(5)	(6)
15162031	Vegetable fats&oils & their fractions of groundnuts, coconuts, soya beans, hydrogenated, in flakes, not further prepared	105 795	876 195	122 566	1 322 137
15162034	Vegetable fats & oils & their fractions of palm oil, hydrogenated, in flakes, not further prepared	391 500	5 021 200	233 711	3 691 939
15162035	Vegetable fats & oils & their fractions of palm kernels, hydrogenated, in flakes, not further prepared	1 061 820	11 551 020	1 145 769	13 457 542
15162042	Vegetable fats & oils & their fractions of coconuts, hydrogenated, in oth forms, not further prepared	20 602	795 796	24 891	1 174 532
15162046	Vegetable fats & oils & their fractions of palm oil fruit, hydrogenated, in oth forms, not further prepared	771 565	7 775 055	585 116	6 065 969
15162047	Vegetable fats & oils & their fractions of palm oil kernels, hydrogenated, in oth forms, not further prepared	5 123 780	45 522 863	5 878 632	57 356 840
15162049	Vegetable fats&oils & their fractions, hydrogenated, in oth forms, not further prepared, nec in heading 15162041-48	67 980	201 860	89 994	299 372
15162052	Vegetable fats & oils & their fractions of olives, interesterified, not further prepared	5 356 000	50 299 700	3 328 592	36 082 806
15162054	Vegetable fats & oils & their fractions of groundnuts, palm oil & coconuts, interesterified, not further prepared	189 000	1 278 330	125 685	958 994
15162059	Oth vegetable fats&oils & their fractions, interesterified, not further prepared, nec in heading 15162051-15162054	460 800	3 531 170	317 500	3 025 998
15162062	Refined palm stearin, with an iodine value not exceeding 48, bleached & deodorised (RBD), not further prepared	1 235 884	16 154 211	957 225	10 686 612
15162091	Palm stearin, with an iodine value exceeding 48, not further prepared	-	24 480	-	96 938
15162093	Oth fats & oils of olives, not further prepared	-	360	-	8 467
15162096	Refined, bleached and deodorised (RBD) palm kernel stearin, not further prepared	1 565 849	11 900 215	1 845 022	16 051 814
15162098	Oth fats & oils of groundnuts, palm oils, or coconuts, not further prepared	1 693 234	5 948 981	1 912 361	13 995 416
15162099	oth vegetable fats and oils and their fractions, not further prepared, nec in heading 15162091-98	677 262	6 722 436	627 425	6 352 366
15171010	Margarine, excluding liquid margarine, in airtight container for retail sale	6 691 832	52 218 346	4 625 530	38 724 214
15171090	Margarine, excluding liquid margarine, oth than in airtight container for retail sale	5 296 959	43 419 036	3 300 006	30 473 725
15179010	Imitation ghee	194 560	1 883 351	159 149	1 543 017
15179020	Liquid margarine	5	22 935	1	19 652
15179030	Margarine of a kind used as mould release preparations	-	342 300	-	233 158
15179043	Shortening	84 040 096	595 948 825	52 954 653	411 190 988
15179061	oth liquid mixtures/preparations of vegetable fats or oils or of their fractions in which ground nut oil predominates	-	500	-	11 000
15179063	Oth liquid mixtures/preparations of vegetable fats/oils/of their fractions, oth palm oil predominates, packings ? 25 kg	-	5	-	170
15179064	Oth liquid mixtures/preparations of vegetable fats/oils/of their fractions, oth palm oil predominates, packings >25 kg	-	380	-	1 050
15179067	Oth liquid mixtures/preparations of vegetable fats/oils/of their fractions, soya-bean oil/coconut oil predominates	-	15 200	-	25 294
15179068	Oth liquid mixtures/preparations of vegetable fats/oils or of their fractions in which illipe nut oil predominates	88 107	560 244	257 463	1 650 066
15179090	oth mixtures or preparations of animal fats or oils or of their fractions, nec in 151790	20 531 484	231 456 549	19 861 479	234 374 299
15180014	Groundnut/soyabean/palm/coconut oil, boiled/oxidised/ dehydrated/sulphurised/blown/ polymerised /chemically modified	18 620	112 960	9 831	80 784
15180016	Olive oil oil & its fractions, boiled/oxidised/ dehydrated/sulphurised/blown/ polymerised /chemically modified	38	89	119	1 823

Tabel 3 : Ekspor Indonesia menurut Komoditi (Kode HS 8 digit)

Oktober 2018

Kode H S	Uraian golongan barang	Berat bersih (Kg)		Nilai F.O.B. (U S \$)	
		Bulan ini	Kumulatif	Bulan ini	Kumulatif
(1)	(2)	(3)	(4)	(5)	(6)
15180019	Oth fats & oil & its fractions, boiled/oxidised/dehydrated/sulphurised/blown/ polymerised /chemically modified	750 009	2 310 650	431 254	1 325 663
15180020	Inedible mixtures or preparations of animal fats or oils or of fractions of different fats or oils	20 000	20 000	4 750	4 750
15180031	Inedible mixtures or preparations of the palm oil fruits or of palm oil kernels	-	500 000	-	209 500
15180035	Inedible mixtures or preparations of groundnuts	135	240	1 363	1 681
15180037	Inedible mixtures or preparations of cotton seeds	-	24	-	324
15180039	oth inedible mixtures or preparations of vegetable fats or oils or of fractions of different fats or oils	5 653 180	60 562 821	3 290 816	38 595 767
15180060	Inedible mixtures/preparations of animal fats/oils or of fractions thereof and vegetable fats/oils/fractions thereof	5 071 730	39 383 789	2 538 986	21 247 614
15200010	Crude glycerol	56 121 438	383 845 897	15 691 071	136 105 383
15200090	Glycerol, glycerol waters and glycerol lyes, oth than crude glycerol	18 008	373 298	25 208	191 652
15211000	Vegetable waxes, whether or not refined or coloured	54	551 638	18	415 564
15219010	Beeswax and oth insect waxes, whether or not refined or coloured	90	4 116	1 835	96 383
15220090	Residues resulting from the treatment of fatty substances or animal or vegetable waxes	4 638 285	14 948 160	1 741 490	6 048 757
16010010	Sausages & similar products of meat/meat offal/blood, food preparation base on it, in airtight container for retail sale	997	7 783	2 561	24 528
16010090	Sausages & similar products of meat/meat offal/blood, food preparation base on it, oth than 16010010	730	8 989	1 988	19 650
16021090	Homogenised preparations of oth prepared or preserved meat, meat offal or blood, oth than 16021010	-	412	-	2 503
16023110	Prepared or preserved meat, meat offal or blood of turkeys, in airtight containers for retail sale	-	734	-	3 659
16023191	Meat, meat offal or blood, mechanically deboned or separated meat of turkey, not in airtight container for retail sale	-	12 305	-	34 722
16023199	Oth prepared/preserved meat, meat offal/blood of turkeys, not in airtight containers for retail sale, oth than 16023191	-	180	-	201
16023290	oth prepared or preserved of meat, meat offal or blood fowls of the species Gallus domesticus, ot 16023210	-	37 676	-	133 454
16023900	oth prepared or preserved meat, meat offal or blood of poultry in heading 0105, nec in 16023110-16023290	-	81	-	55
16025000	Prepared or preserved meat, meat offal or blood of bovine animals	1 230	11 308	4 365	17 772
16029090	oth prepared or preserved meat, meat offal or blood of animals, nec in heading 1602	2 200	65 552	1 400	99 806
16030000	Extracts and juices of meat, fish or crustaceans, molluscs or oth aquatic invertebrates	50 400	329 179	87 250	616 132
16041190	Salmon whole or in pieces, but not minced, not in airtight containers for retail sale	-	329	-	150
16041290	Herrings whole or in pieces, but not minced, not in airtight containers for retail sale	-	80	-	320
16041311	Sardines, whole or in pieces, but not minced, in airtight containers for retail sale	934 309	5 515 718	2 063 192	12 671 813
16041319	Sardines, whole or in pieces, but not minced, not in airtight containers for retail sale	396 453	3 191 935	891 457	7 252 209
16041391	Sardinella and bristling or soarts, whole or in pieces, but not minced, in airtight containers for retail sale	80 000	1 040 275	192 000	2 495 430
16041399	Sardinella and bristling or soarts, whole or in pieces, but not minced, not in airtight containers for retail sale	400	37 920	238	35 149
16041411	Tunas, whole or in pieces, but not minced, in airtight containers for retail sale	5 449 313	41 861 898	24 812 620	193 824 497

Tabel 3 : Ekspor Indonesia menurut Komoditi (Kode HS 8 digit)

Oktober 2018

Kode H S	Uraian golongan barang	Berat bersih (Kg)		Nilai F.O.B. (U S \$)	
		Bulan ini	Kumulatif	Bulan ini	Kumulatif
(1)	(2)	(3)	(4)	(5)	(6)
16041419	Skipjack and bonito (Sarda spp) whole or in pieces, but not minced, in airtight containers	653 708	6 081 902	2 695 663	24 483 899
16041490	Tunas, skipjack and bonito (Sarda spp), whole or in pieces, but not minced, not in airtight containers for retail sale	2 734 200	20 438 470	13 814 635	103 778 055
16041510	Mackerel, whole or in pieces, but not minced, in airtight containers for retail sale	-	481 108	-	689 439
16041610	Anchovies, whole or in pieces, but not minced, in airtight containers for retail sale	-	28 278	-	322 772
16041690	Anchovies, whole or in pieces, but not minced, not in airtight containers for retail sale	-	10	-	10
16041710	Eels, whole or in pieces, but not minced, in airtight containers for retail sale	10 554	79 757	268 527	1 911 389
16041790	Eels, whole or in pieces, but not minced, not in airtight containers for retail sale	1 519	5 589	21 303	111 957
16041891	Shark fins, whole/in pieces, not minced, not ready for immediate consumption, in airtight containers for retail sale	16 795	80 970	6 300	31 400
16041899	Shark fins, whole/in pieces, not minced, not ready for immediate consumption, not in airtight containers for retail sale	-	13	-	3 000
16041920	Horse mackerel, whole or in pieces, but not minced, in airtight containers for retail sale	1 396	3 447	3 967	10 612
16041930	Oth fish nec in 16041110-16041920, whole or in pieces, but not minced, in airtight containers for retail sale	38 352	76 704	45 120	90 240
16041990	Oth fish nec in 16041110-16041920, whole or in pieces, but not minced, not in airtight containers for retail sale	130 203	913 625	1 912 058	10 989 186
16042020	Fish sausages	-	1 040	-	829
16042030	Fish ball	19 971	164 870	68 372	570 942
16042040	Fish paste	62 000	455 244	188 077	1 447 939
16042091	oth prepared or preserved fish nec in heading 160420, in airtight containers for retail sale	69 978	612 744	200 456	1 694 542
16042099	oth prepared or preserved fish nec in heading 160420, not in airtight containers for retail sale	228 518	1 864 727	680 275	6 723 907
16043200	Caviar substitutes	58 925	333 951	1 823 113	9 112 853
16051010	Crab, prepared or preserved, in airtight containers for retail sale	697 458	3 677 566	17 305 358	86 900 161
16051090	Crab, prepared or preserved, not in airtight containers for retail sale	700 563	7 522 622	15 385 416	170 661 299
16052100	Shrimps and prawns, prepared or preserved, not in airtight container	3 077 609	25 195 531	27 836 600	233 368 168
16052920	Shrimp ball, in airtight container	47 255	425 922	458 474	4 172 548
16052930	Breaded shrimp, in airtight container	501 825	3 217 837	4 100 104	26 257 888
16052990	oth prepared or preserved shrimps and prawns, nec in 16052100-16052930, in airtight container	733 168	4 390 241	6 797 848	26 444 576
16053000	Lobster, prepared or preserved	6 672	113 738	5 697	212 332
16054000	Crustacean preparations; other than crab, shrimps, prawns, and lobsters, prepared or preserved	12 720	84 509	92 175	588 101
16055200	Scallops, including queen scallops, prepared and preserved	49 704	461 269	27 730	580 026
16055410	Cuttle fish and squid, prepared and preserved, in airtight containers for retail sale	131 798	429 071	131 798	496 569
16055490	Cuttle fish and squid, prepared and preserved, not in airtight containers for retail sale	72 418	619 367	525 785	4 663 282
16055500	Octopus, prepared and preserved	22 071	655 057	230 101	3 853 405
16055600	Clams, cockles and arkshells, prepared and preserved	204 852	1 529 068	676 969	4 562 034
16055790	Abalone, prepared and preserved, not in airtight containers for retail sale	115	513	759	4 002
16055800	Snails, oth than sea snails prepared and preserved	51 069	712 614	257 134	3 217 940
16056100	Sea cucumbers, prepared and preserved	20 624	393 173	397 019	4 442 577
16056300	Jellyfish, prepared and preserved	10 000	125 500	14 000	251 600

Tabel 3 : Ekspor Indonesia menurut Komoditi (Kode HS 8 digit)

Oktober 2018

Kode H S	Uraian golongan barang	Berat bersih (Kg)		Nilai F.O.B. (U S \$)	
		Bulan ini	Kumulatif	Bulan ini	Kumulatif
(1)	(2)	(3)	(4)	(5)	(6)
16056900	oth aquatic invertebrates nec in heading 1605, prepared and preserved	5 795	13 663	27 498	65 452
17011200	Raw sugar of beet sugar in solid form, not containing added flavouring or colouring matter	168	24 742	49	56 242
17011300	Raw sugar of cane sugar specified in subheading note 2, in solid form, not cont added flavouring/colouring matter	-	3 158	-	7 212
17011400	Raw sugar of oth cane sugar, in solid form, not cont added flavouring/colouring matter	4 406	320 459	2 125	90 186
17019100	Sugars; sucrose, chemically pure, in solid form, containing added flavouring or colouring matter	2 685	10 148	970	6 432
17019910	Sugars; sucrose, chemically pure, in solid form, not containing added flavouring or colouring matter, refined	269 955	2 931 981	240 420	2 276 487
17019990	Sugars; sucrose, chemically pure, in solid form, not containing added flavouring or colouring matter, unrefined	47 205	1 007 732	23 941	1 458 205
17021100	Lactose and lactose syrup, cont by 99 % or more lactose, expressed as anhydrous lactose, calculated on the dry matter	19 950	118 254	2 000	62 286
17021900	Lactose and lactose syrup, cont less than 99 % lactose, expressed as anhydrous lactose, calculated on the dry matter	694	190 633	2 083	184 868
17022000	Maple sugar and maple syrup	132	2 395	494	2 132
17023010	Glucose, not containing fructose or containing in the dry state less than 20 % by weight of fructose	10 500	334 946	8 480	269 798
17023020	Glucose syrup, not containing fructose or containing in the dry state less than 20 % by weight of fructose	396 400	3 749 822	264 289	2 423 976
17026020	Fructose syrup containing in the dry state more than 50 % by weight of fructose, excluding invert sugar	220 200	984 900	135 384	625 947
17029011	Chemically pure maltose,in dry state w/ fructose 50%	-	50 000	-	23 129
17029019	Maltose syrup,in dry state w/ fructose 50%	163 803	786 466	293 736	1 079 019
17029020	Artificial honey,whether/not mixed with natural honey,in dry w/ fructose 50%	15 490	51 766	20 352	89 596
17029030	Flavoured/coloured sugars (excl maltose), in dry w/ fructose 50%	4 730	66 450	3 547	71 177
17029040	Caramel, in dry w/ fructose 50%	300	1 810	1 525	4 713
17029091	Syrup of sugar, in dry state w/ fructose 50%	25 748	4 267 970	38 230	7 317 358
17029099	Oth sugar,incl invert sugar and sugar syrup blends, in dry w/ fructose 50%	3 782 622	29 379 802	5 296 122	43 966 603
17031010	Cane molases,added flavour/colour matter	1 055 081	7 335 756	179 898	1 250 147
17031090	Cane molases, not added flavour/colour matter	55 511 514	361 411 537	5 645 033	36 212 470
17039010	Sugars; molasses, from sugar beet, resulting from the extraction or refining of sugar,add flavour/colour	232	26 525	1 139	11 878
17039090	Sugars; molasses, from sugar beet, resulting from the extraction or refining of sugar, not add flavour/colour	6 193	308 769	10 598	1 325 655
17041000	Chewing gum, whether or not sugar-coated	138 705	1 160 507	385 174	3 573 254
17049010	Medicated pastilles & drops, not containing cocoa	26 236	187 865	139 087	1 211 439
17049020	White chocolate, not containing cocoa	71 937	788 567	210 533	2 326 025
17049091	Sugar confectionery; (excluding chewing gum, including white chocolate), containing cocoa	748 207	6 344 373	2 560 928	22 759 700
17049099	Sugar confectionery; (excluding chewing gum, including white chocolate), not containing cocoa	3 425 216	32 386 907	8 711 934	84 876 259
18010000	Cocoa beans, whole or broken, raw or roasted	535 121	24 037 839	1 381 994	62 903 553
18020000	Cocoa shells, husks, skins and oth cocoa waste	703 608	8 727 348	178 537	1 674 003
18031000	Cocoa paste, defatted	1 911 444	14 597 706	7 182 570	56 509 002
18032000	Cocoa paste, wholly or partly defatted	5 959 617	55 000 763	7 412 109	71 478 532
18040000	Cocoa butter, fat and oil	13 596 890	130 012 539	78 921 062	682 304 206
18050000	Cocoa powder, not containing added sugar or oth sweetening matter	7 735 936	75 851 034	12 996 434	121 874 059
18061000	Cocoa powder, containing added sugar or oth sweetening matter	18 222	579 187	26 218	643 920
18062010	Chocolate confectionery blocks, slabs or bars weighing more than 2 kg	606 452	6 289 030	1 398 675	14 090 983

Tabel 3 : Ekspor Indonesia menurut Komoditi (Kode HS 8 digit)

Oktober 2018

Kode H S	Uraian golongan barang	Berat bersih (Kg)		Nilai F.O.B. (U S \$)	
		Bulan ini	Kumulatif	Bulan ini	Kumulatif
(1)	(2)	(3)	(4)	(5)	(6)
18062090	oth chocolate, liquid,paste,granular/ oth bulk form,packing>2kg	101 512	883 982	357 956	3 455 925
18063100	Filled chocolate confectionary in blocks ,slabs,bars,weight_2kg	46 731	358 586	284 420	2 193 191
18063200	Chocolate confectionary in blocks,slabs bars,not filled,weight_2kg	232 911	2 808 774	672 958	9 023 362
18069010	Chocolate confectionery in tablets or pastilles	94 707	559 315	525 639	2 991 761
18069030	Food preparations of flour,meal,starch, malt extract, cont 40%_cocoa<50%	1 320	1 808	6 066	6 186
18069090	Oth chocolate and food preparation cont cocoa	133 868	1 354 487	556 722	5 054 076
19011010	Preparations suitable for infants or young children of malt extract, not cont or cont < 40%_cocoa, for retail sale	-	421	-	970
19011020	Preparations suitable for infants/young children of goods of head 0401-0404, not cont or < 5% cocoa , for retail sale	12 000	2 273 761	36 070	7 771 201
19011030	Preparations suitable for infants/young children of soya-bean powder, not or cont < 40%_cocoa, for retail sale	30 842	371 194	107 877	1 378 844
19011092	Oth medical foods, preparations for children 1-3 years old,w/ cocoa <40%, for retail sale	330	330	238	238
19011099	Oth medical foods, preparations for children > 3 years old,w/ cocoa <40%, for retail sale	22 146	274 239	127 146	1 260 177
19012010	Mixes and doughs of flour, groats, meal, starch or malt extract, not containing cocoa	137 120	1 227 445	205 586	1 582 691
19012020	Mixes and doughs of flour, groats, meal, starch or malt extract, containing cocoa	-	29 372	-	70 286
19012030	oth mixes and doughs for the preparation of bakers' wares of heading 1905, not containing cocoa	56 453	557 555	105 475	969 269
19012040	oth mixes and doughs for the preparation of bakers' wares of heading 1905, containing cocoa	3 708	22 952	2 993	70 107
19019011	Medical foods for infant or young children, not put up for retail sale	-	1	-	1
19019019	Oth than medical foods for infant or young children, not put up for retail sale	7 500	82 939	7 889	101 247
19019020	Malt extract for infants or young children, not put up for retail sale	8 046	671 520	22 895	5 886 039
19019031	Filled milk, of goods of heading 0401 to 0404, for infant/young children, not for retail sale	29 952	36 088	31 512	65 619
19019032	Oth filled milk, cont cocoa powder of goods of head 0401 to 0404, not for retail sale	15 467	91 680	74 688	293 411
19019039	oth of goods of head 0401 to 0404, not for retail sale	22 614	274 555	46 073	1 108 840
19019049	Oth soya based preparation, in oth form, not for retail sale	2 287	37 397	11 333	211 795
19019091	Medical foods base of soya	-	41 275	-	57 862
19019099	oth medical foods, Preparations suitable for infants or young children, not put up for retail sale	1 846 940	18 563 357	3 830 185	38 927 552
19021100	Uncooked pasta, not stuffed/othwise prepared, containing eggs	19 597	111 224	24 342	145 441
19021920	Rice vermicelli (including bee hoon), uncooked, not stuffed/othwise prepared, not cont eggs	8 394	188 845	5 801	226 366
19021931	Transparent vermicelli of corn, uncooked, not cont eggs	-	12 465	-	11 418
19021939	oth Transparent vermicelli, uncooked, not cont eggs	3 516	10 947	7 448	20 993
19021940	oth noodles, uncooked, not cont eggs	134 502	4 438 708	164 673	7 438 351
19021990	oth pasta, uncooked, not cont eggs	742 244	5 903 420	891 638	6 782 310
19022010	Stuffed pasta with meat or meat offal	765	17 412	6 809	105 369
19022090	Stuffed pasta with oth, whether or not cooked or othwise prepared	1 965	12 298	7 349	90 541
19023020	Stuffed rice vermicelli (including bee hoon), whether or not cooked or othwise prepared	98 807	3 186 484	205 660	6 710 123
19023030	Transparent vermicelli, stuffed, whether or not cooked or othwise prepared	31 680	355 111	36 455	481 989
19023040	oth instant noodles, stuffed, whether or not cooked or othwise prepared	12 820 277	110 007 088	21 211 716	170 831 705

Tabel 3 : Ekspor Indonesia menurut Komoditi (Kode HS 8 digit)

Oktober 2018

Kode H S	Uraian golongan barang	Berat bersih (Kg)		Nilai F.O.B. (U S \$)	
		Bulan ini	Kumulatif	Bulan ini	Kumulatif
(1)	(2)	(3)	(4)	(5)	(6)
19023090	Transparent vermicelli, stuffed, whether or not cooked or othwise prepared	2 621 791	14 974 694	3 144 012	23 041 696
19030000	Tapioca&substitutes thf prep fr starch, in flake,grain,pearl,sifting/ sim form	227 580	2 335 246	513 752	2 989 337
19041010	Prep food obtain by the swell/roasting of cereals/cereal products, cont cocoa	-	72	-	307
19041090	Prep food obtain by the swell/roasting of cereals/cereal products, not cont cocoa	131 143	1 185 775	560 906	4 493 498
19042010	Prepared foods obtained from unroasted cereal flakes	2 325	52 693	4 623	138 118
19042090	Prepared foods obtained from mixtures of unroasted cereal flakes and roasted cereal flakes or swelled cereals	2 262	210 025	7 182	357 021
19043000	Bulgur wheat	630	2 195	1 103	4 922
19049010	Rice preparations, including pre-cooked rice	660	23 403	702	90 084
19049090	Oth prepared foods obtained of cereals or cereal products	84 863	1 221 067	219 562	3 275 881
19051000	Dry bread, or not containing cocoa	198 628	744 694	345 668	1 532 072
19052000	Gingerbread and the like	21 579	139 173	8 017	64 263
19053110	Sweet biscuits, not containing cocoa	6 079 175	38 988 538	24 272 866	134 258 684
19053120	Sweet biscuits, containing cocoa	4 022 780	34 123 202	7 975 557	65 564 956
19053210	Waffles	1 051 836	11 302 836	3 305 934	34 341 777
19053220	Wafers	17 283 250	115 507 272	38 592 302	260 862 663
19054010	Rusk, toasted bread & sim toasted product, not containing added sugar, honey, eggs, fats, cheese or fruit	8 022	28 823	15 781	78 318
19054090	Rusk, toasted bread & sim toasted product, containing added sugar, honey, eggs, fats, cheese or fruit	39 307	267 421	105 030	625 026
19059010	Unsweetened teething biscuits	1 247 097	10 283 653	2 489 785	20 546 285
19059020	Oth unsweetened biscuits	162 498	1 084 677	213 310	1 351 601
19059030	Cakes	88 541	604 667	304 405	1 941 110
19059040	Pastries	110 552	600 648	112 289	826 378
19059070	Communion wafers, sealing wafers, rice paper and similar products	925	2 738	1 980	7 629
19059080	oth crisp savoury food products	176 689	2 722 692	430 055	6 011 525
19059090	oth baker wares	844 745	7 711 318	2 507 743	21 510 319
20011000	Cucumbers and gherkins, prepared or preserved by vinegar or acetic acid	4	9	2	4
20019090	Oth Vegetables, fruit, nuts and oth edible parts of plants, prepared or preserved by vinegar or acetic acid	37 972	936 604	55 781	605 730
20021000	Tomatoes, whole or pieces, prepared or preserved othwise than by vinegar or acetic acid	-	50	-	25
20029010	Tomato paste, prepared or preserved othwise than by vinegar or acetic acid	-	150	-	50
20029090	oth tomato prepared or preserved	-	700	-	6 639
20031000	Mushrooms of the genus Agaricus, prepared or preserved othwise than by vinegar or acetic acid	345 839	2 431 763	600 005	4 267 848
20039090	Oth mushrooms, prepared or preserved otherwise than by vinegar or acetic acid	154	18 301	1 118	136 290
20041000	Potatoes, prepared or preserved othwise than by vinegar or acetic acid, frozen, oth than products of heading 2006	20	55 005	15	91 312
20049010	Oth vegetables &mixtures of vegetables, frozn,prep/presrv by vinegar/aceticacid, use for infants/young children	22	33 877	44	72 192
20049090	Oth vegetables &mixtures of vegetables, frozn,prep/presrv by vinegar/aceticacid	132 808	706 001	263 081	1 464 140
20052011	Potatoe chip&stick in airtight container not frozn,not prep/presrv by vinegar/ace, retail sale	153	3 470	1 192	30 932
20052019	Potatoe chip&stick in airtight container not frozn,not prep/presrv by vinegar/ace, not retail sale	1 967	73 929	13 220	402 287
20054000	Peas, prepared or preserved othwise than by vinegar or acetic acid, not frozen, oth than products of heading 2006	-	60	-	54
20055100	Beans, shelled, prepared or preserved othwise than by vinegar or acetic acid, not frozen, ot prod of heading 2006	8 430	48 166	35 836	268 171

Tabel 3 : Ekspor Indonesia menurut Komoditi (Kode HS 8 digit)

Oktober 2018

Kode H S	Uraian golongan barang	Berat bersih (Kg)		Nilai F.O.B. (U S \$)	
		Bulan ini	Kumulatif	Bulan ini	Kumulatif
(1)	(2)	(3)	(4)	(5)	(6)
20055910	Oth veg prepared or preserved othwise than by vinegar or acetic acid, not frozen, in airtight containers for retail sale	-	1 625	-	9 721
20055990	Oth veg prepared/preserved othwise than by vinegar or acetic acid, not frozen, in airtight containers, not retail sale	487	17 404	959	79 928
20058000	Sweet corn-zea mays varsaccharata,not frozen,not prep by vinegar/actc acid	-	17	-	9
20059100	Bamboo shoots,not frozen,not prepared by vinegar/acid	-	288	-	120
20059910	Oth vegetabl&mixtr of vegt in airtight containr for retail sale	-	1 200	-	555
20059990	Oth vegetabl&mixtr of vegt in airtight containr, not retail sale	131 321	1 380 259	143 734	1 611 094
20060000	Vegetables, fruit, nuts, fruit-peel and oth parts of plants, preserved by sugar (drained, glace or crystallised)	2 000	65 036	660	83 748
20071000	Jams,fruit jellies, marmalades,fruit/nut, homogenised preparations, obtained by cooking, won cont added sugar/oth sweet	84 244	816 851	214 086	2 034 235
20079100	Jams, fruit jellies, marmalades, fruit puree and fruit pastes oth than citrus fruit	6	19	27	85
20079910	Fruit pastes oth than of mangoes, pineapples or strawberries	2	851	5	7 482
20079920	Jams and fruit jellies oth than of mangoes, pineapples or strawberries	2 682	469 473	16 956	150 052
20079990	Fruit pastes of mangoes, pineapples or strawberries	131 452	1 593 919	411 760	5 956 248
20081110	Roasted ground nuts, othwise prepared / preserved	125 788	1 331 620	362 509	4 035 899
20081120	Peanut butter, othwise prepared / preserved	27 189	229 065	51 561	522 217
20081190	Oth ground nuts, othwise prepared / preserved	124 038	776 641	468 439	2 952 970
20081910	Cashew, incl mixtures,othwise prepared or preserved	125 983	185 995	237 551	818 008
20081991	Roasted cashew, incl mixtures,othwise prepared or preserved	35 030	139 067	36 314	119 854
20081999	oth nuts and seeds, othwise prepared or preserved	58 727	808 616	112 491	1 563 060
20082010	Pineapples, othwise prepared/preserved, In airtight containers for retail sale	-	31	-	16
20082090	Pineapples, othwise prepared/preserved, not in airtight containers for retail sale	19 166 307	158 249 723	15 373 234	135 293 027
20083090	Citrus fruits, othwise prepared/preserved, not containing added sugar or oth sweetening matter or spirit	18 900	38 120	61 406	89 422
20089390	Cranberries (Vaccinium macrocarpon, V oxycoccos, V vitisidaea), not cont added sugar or oth sweetening matter or spirit	-	240	-	1 207
20089710	Mix of stems,roots&oth edible parts of plants,not incl fruits/nuts won contain added sugar/oth sweetener or spirit	-	457	-	4 397
20089720	Mixture of oth stems,roots&oth edible parts of plants,not incl fruits/nuts, contain added sugar/oth sweetener or spirit	1 017 619	7 053 782	879 273	6 375 947
20089790	Oth mixtures othwise prep/preserved	-	108	-	288
20089910	Lychees, othwise prepared or preserved	78 000	78 000	78 000	78 000
20089920	Longans, othwise prepared or preserved	-	5 899	-	11 745
20089930	Stem,root&othedible part of plant not inc friuts or nuts, otw prep/preserved	33 034	179 178	13 089	108 790
20089940	Othwise prepared or preserved, added sugar/sweetening matter or spirit	18 000	241 665	18 350	251 427
20089990	Othwise prepared or preserved, not added sugar/sweetening matter or spirit	857 288	7 914 109	1 755 254	14 413 367
20091200	Orange juice, not frozen, of a brix value not exceeding 20	-	52 841	-	21 805
20091900	Juice; orange, not frozen, of a Brix value exceeding 20, unfermented, not containing added spirit, whether or not containing added sugar or other sweetening matter	31 367	199 407	15 198	174 833
20092900	Grapefruit (including pomelo) juice, of a brix value exceeding 20	-	27 478	-	124 795
20093900	Juice; single citrus fruit excl orange/grapefruit, of a Brix value exceeding 20, unfermented, not cont added spirit, whether nor containing added sugar/other sweetening matter	483	483	232	232
20094100	Pineapple juice, of a brix value not exceeding 20	33 600	527 120	14 351	217 892
20094900	Pineapple juice, of a brix value exceeding 20	2 762 486	24 694 838	2 762 732	24 116 583
20096900	Grape juice (including grape must), of a brix value exceeding 20	13	77	9	161

Tabel 3 : Ekspor Indonesia menurut Komoditi (Kode HS 8 digit)

Oktober 2018

Kode H S	Uraian golongan barang	Berat bersih (Kg)		Nilai F.O.B. (U S \$)	
		Bulan ini	Kumulatif	Bulan ini	Kumulatif
(1)	(2)	(3)	(4)	(5)	(6)
20097100	Apple juice, of a brix value not exceeding 20	-	840	-	1 300
20097900	Apple juice, of a brix value exceeding 20	994	5 864	819	5 538
20098190	Cranberry juice not suitable for infants or young children	-	3 625	-	5 760
20098910	Blackcurrant juice	10 476	26 892	43 999	106 999
20098999	Blackcurrant juice, not suitable for infants or young children	218 889	1 166 687	129 856	984 480
20099010	Mixtures of juices, suitable for infants or young children	-	2 136	-	4 808
20099091	Mixtures of juices, ready for immediate consumption	32 735	356 061	38 020	359 493
20099099	Mixtures of juices, not ready for immediate consumption	18 802	955 467	135 649	1 183 412
21011110	Instant coffee	19 526 106	170 007 041	51 478 505	443 717 725
21011190	Extracts, essences and concentrates oth than coffee	93 505	784 814	382 649	3 742 057
21011210	Mixtures in paste form with a basis of ground roasted coffee, containing vegetable fats	180	6 586	738	13 594
21011291	Coffee preparation with a basis of extracts, essences or concentrate containing added sugar, won containing creamer	976 312	10 871 167	2 688 020	28 052 054
21011292	Coffee preparation with a basis of ground roasted coffee containing added sugar, whether or not containing creamer	44	416	656	1 558
21011299	Mixtures in pasta form w/ a basis of ground roasstd coffee,cont vegetable fat	51 975	1 613 972	260 494	5 043 945
21012020	Tea extracts for the manufacture of tea preparations, in powder form	47 878	97 762	427 601	720 940
21012030	Preparations of tea consisting of a mixture of tea, milk powder and sugar	20 714	259 150	77 732	781 361
21012090	Oth extract,essence,concentrate, of tea or mate & prep milk powder and sugar	52 543	813 770	310 712	2 247 124
21013000	Roasted chicory and oth roasted coffee substitutes, and extracts, essences and concentrates thereof	14	4 649	312	47 606
21021000	Active yeasts	48	20 963	554	9 556
21022090	Inactive yeasts, of a kind not used in animal feeding	300	10 228	3 683	13 422
21023000	Prepared baking powders	15 686	89 525	66 229	283 219
21031000	Soya sauce	1 384 702	10 567 764	1 892 263	14 613 501
21032000	Tomato ketchup and oth tomato sauces	79 481	780 575	90 705	779 676
21033000	Mustard flour and meal and prepared mustard	19 694	132 315	9 376	84 373
21039011	Chilli sauce	758 311	5 116 537	1 301 049	9 200 665
21039013	Oth sauce than Chilli sauce or Fish sauce	33 741	235 189	121 171	759 701
21039019	Oth mixed condiments and mixed seasonings	2 134 790	12 636 597	8 311 339	47 311 685
21039021	Shrimp paste including (blachan)	160 056	1 926 694	244 915	1 703 208
21039029	Oth mixed condiments and mixed seasonings	1 105 917	11 418 328	4 878 008	48 919 475
21041011	Soups and broths & preparation therefor containing meat, suitable for infants or young children	-	100	-	40
21041019	Soups and broths & preparation therefor containing meat, not suitable for infants or young children	1 229	3 148	2 692	12 899
21041099	Soups and broths & preparation therefor not containing meat, not suitable for infants or young children	5 922	59 115	2 224	64 004
21042019	Homogenised composite food prepartion, containing meat, not suitable for infants or young children	121 478	1 063 949	644 892	5 638 953
21042091	Homogenised composite food prepartion, not containing meat, suitable for infants or young children	-	42	-	40
21042099	Homogenised composite food prepartion, not containing meat, not suitable for infants or young children	723	10 923	358	7 885
21050000	Ice cream and oth edible ice, whether or not containing cocoa	1 616 727	11 462 194	3 668 418	27 454 811
21061000	Protein concentrates and textured protein substances	60 353	317 543	87 824	385 948
21069011	Dried bean curd and dried bean curd stick	2 945	148 138	800	343 140
21069012	Fresh soybean curd (tofu)	24 616	227 284	51 547	560 143
21069019	oth, fresh tofu, dried bean curd and bean curd dry stick	7 669	74 656	174 956	622 237
21069020	Powdered alcohol	396	14 583	1 182	26 173
21069030	Non-dairy creamer	1 170 464	16 162 223	1 860 069	27 804 376
21069041	Autolysed yeast extracts in powder form	6 623	29 042	56 193	225 261
21069049	Autolysed yeast extracts not in powder form	32 470	256 540	204 301	1 340 114
21069053	Ginseng based products	8 759	45 159	25 308	243 473

Tabel 3 : Ekspor Indonesia menurut Komoditi (Kode HS 8 digit)

Oktober 2018

Kode H S	Uraian golongan barang	Berat bersih (Kg)		Nilai F.O.B. (U S \$)	
		Bulan ini	Kumulatif	Bulan ini	Kumulatif
(1)	(2)	(3)	(4)	(5)	(6)
21069054	oth preparations of a kind used as raw material for the manufacture of composite concentrates	-	10 000	-	63 375
21069055	oth, composite concentrates for simple dilution with water to make beverages	2 490 302	18 579 124	7 208 863	85 941 609
21069059	Non-alcoholic preparations of a kind used for the making/for the manufacture of beverages oth than HS 21069053-21069055	140 131	2 878 888	369 382	7 301 340
21069061	Preparations of a kind used as raw material for the manufacture of alcoholic beverage, in liquid form	-	160	-	1 152
21069064	Composite concentrate for simple dilution water to make beverage kind used for making alcoholic beverage,in liquid form	-	130 000	-	175 650
21069069	Alcoholic preparations of a kind used for the making or for the manufacture of beverages oth than HS 21069066-21069067	3 438	35 506	668	29 831
21069071	Food supplements based on ginseng	-	1 379	-	1 405
21069072	Food supplements oth based on ginseng	387 352	2 981 680	4 500 980	37 796 110
21069073	Fortificant premixes	-	3 304	-	30 475
21069081	Food preparations for lactase deficient infants or young children	8 035	66 804	45 544	350 534
21069089	oth than food preparations for lactase deficient infants or young children	26 496	483 321	125 953	2 054 039
21069091	oth, mixtures of chemicals with foodstuffs or oth substances with nutritive value, of a kind used for food processing	131 650	854 375	539 353	3 160 225
21069092	Flavoured or coloured syrups	17 062	501 774	28 564	742 075
21069095	Seri kaya	-	2 640	-	12 259
21069096	oth medical foods n.e.c. in heading no. 2106.	6 496	96 487	74 900	812 555
21069097	Tempeh	20 725	223 934	55 978	584 523
21069098	oth flavouring preparations	158 366	1 174 634	464 535	4 262 820
21069099	Other Food preparations not elsewhere specified or included, oth than HS 21069091 - 21069098	11 711 205	104 915 841	17 929 081	176 023 459
22011010	Mineral waters	9 671 770	92 468 828	1 538 283	15 374 252
22011020	Aerated waters	64 021	640 602	40 747	392 341
22019090	oth ice and snow	220 257	2 757 919	148 192	1 881 604
22021010	Sparkling mineral waters or aerated waters, flavoured	729 616	11 533 670	510 899	8 950 647
22021090	oth than sparkling mineral waters or aerated waters, flavoured	3 451 731	41 474 877	2 937 698	34 774 104
22029100	Non-alcoholic beer	8 440	101 767	19 526	219 514
22029910	Flavoured UHT milk drinks	366 996	6 500 148	467 170	7 042 250
22029920	Soya milk drinks	1 345	1 406	640	698
22029940	Coffee based drinks or coffee flavoured drinks	93 870	1 095 857	79 641	647 688
22029950	oth non-aerated beverages ready for immediate consumption without dilution	3 826 412	31 884 283	2 096 816	20 053 089
22029990	Alcoholic beer oth than Flavoured UHT milk,Soya milk drink,CoffeeBased drink/coffee flavoured drink&non-aerated beverage	426 783	2 612 186	1 369 315	9 115 731
22030011	Stout or porter of an alcoholic strength by volume not exceeding 58 % vol	-	154 443	-	141 654
22030019	Stout or porter of an alcoholic strength by volume exceeding 58 % vol	105 487	948 967	105 746	940 605
22030091	oth stout or porter, including ale of an alcoholic strength by volume not exceeding 58 % vol	30 267	219 071	14 415	91 283
22030099	oth stout or porter, including ale of an alcoholic strength by volume exceeding 58 % vol	519 798	10 873 124	346 645	7 468 461
22041000	Sparkling wine	449	43 607	8 214	534 990
22042111	Wine in container holding 2 l or less of on alcoholoc strength by volume not exceeding 15 % vol	5 437	42 536	17 348	438 567
22042113	Wine in container holding 2 l or less of on alcoholoc strength by volume exceeding 15 % vol but not exceeding 23 % vol	3	3	50	50
22042211	Wine in container holding 2 l but not more than 10 l of an alcoholic strength by volume not exceeding 15 % vol	-	30	-	24

Tabel 3 : Ekspor Indonesia menurut Komoditi (Kode HS 8 digit)

Oktober 2018

Kode H S	Uraian golongan barang	Berat bersih (Kg)		Nilai F.O.B. (U S \$)	
		Bulan ini	Kumulatif	Bulan ini	Kumulatif
(1)	(2)	(3)	(4)	(5)	(6)
22042911	Wine in container holding more than 10 l of an alcoholic strength by volume not exceeding 15 % vol	-	4 244	-	14 255
22042914	Wine in container holding more than 10 l of an alcoholic strength by volume exceeding 23 % vol	-	2 940	-	14 756
22043010	oth grape must, Of an alcoholic strength by volume not exceeding 15 % vol	-	873	-	6 214
22043020	oth grape must, Of an alcoholic strength by volume exceeding 15 % vol	-	65	-	366
22051010	In containers holding 2 l or less of an alcoholic strength by volume not exceeding 15 % vol	4	64	71	2 144
22060010	Cider or perry	15	17 775	462	18 322
22060039	Coconut palm toddy in container holding more than 2 l	-	35	-	133
22060049	Shandy of an alcoholic strength by volume exceeding 114 % vol	-	930	-	1 097
22060099	Other fermented beverages n.e.c. in heading no. 2203-2106.	1 363	74 174	1 696	200 623
22071000	Undenatured ethyl alcohol of an alcoholic strength by volume of 80 % vol or higher	4 455 625	43 400 153	3 955 069	38 050 619
22072019	Ethyl alcohol of an alcoholic strength by volume not exceeding 99 % vol	34 982 779	34 982 779	22 755 948	22 755 948
22072090	Undenatured ethyl alcohol, including methylated spirits	12 800	70 085	17 692	98 910
22082090	Spirits obtained by distilling grape wine or grape marc, other than brandy	40 480	161 920	117 208	468 832
22083000	Whiskies	7 237	140 269	60 704	4 241 089
22084000	Rum and oth spirits obtained by distilling fermented sugar-cane products	479	479	3 095	3 095
22085000	Gin and Geneva	473	473	2 340	2 340
22086000	Vodka	10	307 567	29	1 462 394
22087010	Liqueurs and cordials of an alcoholic strength by volume not exceeding 57 % vol	-	617	-	3 018
22089099	oth than samsu, arrack and bitters of an alcoholic strength by volume exceeding 114 % vol but not exceed 40 % vol	1	225	50	5 730
22090000	Vinegar and substitutes for vinegar obtained from acetic acid	35 573	217 576	10 854	84 898
23011000	Flours, meals and pellets, of meat or meat offal, greaves	-	2	-	26
23012010	Flours, meals & pellets, of fish, with a protein content < 60% by weight	15 000	258 200	8 400	211 294
23012020	Flours, meals & pellets, of fish, with a protein content > 60% by weight	-	800 000	-	464 250
23012090	Flours, meals & pellets, of crustaceans/molluscs/oth aquatic invertebrates, with a protein > 60 % by weight	321 947	2 111 655	254 300	1 606 395
23021000	Sharps and other residues, of maize (corn)	1 449 600	8 107 140	265 004	1 457 450
23023010	Bran and pollard of wheat	27 341 400	343 601 817	5 066 060	61 900 531
23023090	oth than bran and pollard of wheat	13 200 000	89 977 482	2 305 050	15 282 096
23024010	Bran,sharps & oth residues, whether or not in the form of pellets, derived from the sifting, milling/oth working, of rice	264 000	419 840	92 400	146 107
23024090	Bran,sharps & oth residues, whether or not in the form of pellets, derived from the sifting, milling/oth working, oth rice	25 075	721 979	3 927	162 293
23025000	Bran,sharps & oth residues, whether or not in the form of pellets, of leguminous plants	102 500	328 000	21 863	70 302
23031090	Residues of starch manufacture and similar residues oth than manioc (cassava) or sago	1 299 573	10 858 013	292 188	3 359 044
23032000	Beetpulp, bagasse and oth waste of sugar manufacture	380 840	5 419 720	86 427	1 244 924
23040090	Oth than defatted soya-bean flour, fit for human consumption	50 000	200 064	4 950	22 528
23050000	Oil-cake & oth solid residues, won ground or in the form of pellets, resulting from the extraction of ground-nut oil	-	360	-	770
23061000	Oil-cake & oth solid residues, won ground or in the form of pellets, resulting from the extraction of cotton seeds	144 002	464 104	40 501	126 327
23063000	Oil-cake & oth solid residues, won ground or in the form of pellets, resulting from the extraction of sunflower seeds	90	90	152	152
23064920	Oil-cake and other solid residues, of colza seeds oth low erucic acid	20 000	880 000	5 170	226 575

Tabel 3 : Ekspor Indonesia menurut Komoditi (Kode HS 8 digit)

Oktober 2018

Kode H S	Uraian golongan barang	Berat bersih (Kg)		Nilai F.O.B. (U S \$)	
		Bulan ini	Kumulatif	Bulan ini	Kumulatif
(1)	(2)	(3)	(4)	(5)	(6)
23065000	Oil-cake & oth solid residues, won ground or in the form of pellets, resulting from the extraction of coconut or copra	10 591 835	254 590 124	1 804 793	38 738 841
23066010	Palm nuts or kernels, ground or in the form of pellets	239 647 484	2 187 151 258	31 287 541	257 901 820
23066090	Palm nuts or kernels, oth than ground or in the form of pellets	276 807 777	1 792 785 336	39 674 374	234 140 325
23069010	Maize (corn) germ	278 020	862 040	51 125	135 911
23069090	oth than maize (corn) germ	1 459 110	17 313 998	99 553	2 342 190
23080000	Veg materials,waste, residues, won in the form of pellets, of a kind used in animal feeding	643 874	5 444 051	107 345	854 309
23091090	Dog or cat food, put up for retail sale, not containing meat	1 637	4 443	1 565	4 411
23099011	Complete feed of a kind suitable for poultry	487 501	7 884 224	77 145	1 709 685
23099012	Complete feed of a kind suitable for swine	3 000	3 000	900	900
23099013	Complete feed of a kind suitable for prawns	-	825 450	-	708 078
23099019	Complete feed used in animal feeding n.e.c. in heading no. 230910-230990	576 096	8 134 222	83 520	2 809 408
23099020	Premixes, feed supplements or feed additives	1 537 772	17 960 988	1 675 161	19 937 725
23099090	oth than premixes, feed supplements or feed additives	2 050 998	14 616 625	1 208 752	8 259 813
24011010	Tobacco, not stemmed/stripped, virginia type flue-cured'	-	226 537	-	796 725
24011020	Tobacco, not stemmed/stripped, virginia type Other than flue-cured'	17 604	64 714	66 786	335 690
24011050	Tobacco, not stemmed/stripped, oth than virginia and burley type flue-cured'	42 400	505 155	50 240	1 135 043
24011090	Tobacco, not stemmed/stripped n.e.c. in heading no. HS 24011010 - 24011050	619 124	7 044 253	4 367 124	51 548 614
24012010	Tobacco, partly or wholly stemmed/stripped , virginia type, flue-cured	205 000	2 380 373	502 148	8 133 897
24012020	Tobacco, partly or wholly stemmed/stripped, virginia type, oth than flue-cured	-	870	-	16 658
24012030	Tobacco, partly or wholly stemmed/stripped, oriental type	-	748 440	-	1 887 494
24012040	Tobacco, partly or wholly stemmed/stripped, burley type	3 000	538 590	18 690	1 619 065
24012050	Tobacco, partly or wholly stemmed/stripped, oth than virginia, oriental and burley type flue-cured	472 147	4 489 123	1 593 482	26 471 261
24012090	Tobacco, partly or wholly stemmed/stripped,oth than HS 24012010 - 24012060	1 100 116	10 048 012	5 017 182	49 939 789
24013010	Tobacco stems	-	201 600	-	86 232
24013090	oth than tobacco stems	322 904	2 031 850	822 659	4 292 614
24021000	Cigars, cheroots and cigarillos, containing tobacco	224 052	2 679 357	4 224 804	59 531 430
24022020	Cigarettes containing tobacco, clove cigarettes	676 514	6 377 849	8 533 620	74 697 987
24022090	Cigarettes containing tobacco, oth than beedies and clove cigarettes	7 196 590	64 560 643	70 160 878	636 868 179
24029010	Cigars, cheroots and cigarillos of tobacco substitutes	-	56 592	-	274 383
24029020	Cigarettes of tobacco substitutes	625 725	7 290 132	527 189	7 700 745
24031100	Water pipe tobacco specified in Subheading Note 1 to this Chapter	311	2 572	7 692	22 742
24031911	Other Water pipe tobacco specified in Subheading Note 1 to this Chapter, Ang Hoon, Packed for retail sale	-	13	-	529
24031919	Other Water pipe tobacco specified in Subheading Note 1 to this Chapter, Not Ang Hoon, Packed for retail sale	50 158	709 708	662 770	23 975 539
24031920	Oth Water pipe tobacco specified in Subhead Note 1 this Chap, Oth manufactured tobacco for the manufacture of cigarettes	326 668	6 263 226	2 146 143	41 402 833
24031991	Other Water pipe tobacco specified in Subheading Note 1 to this Chapter, Ang Hoon, Not Packed for retail sale	-	13 120	-	90 835
24031999	Other Water pipe tobacco specified in Subheading Note 1 to this Chapter, Other Ang Hoon, Not Packed for retail sale	53 208	465 003	618 855	5 103 245
24039190	"Homogenised" or "reconstituted" tobacco, oth than packed for retail sale	8 235	456 178	99 261	1 862 834
24039910	oth than "homogenised" or "reconstituted" tobacco extracts and essence	40	218	6 140	20 890

Tabel 3 : Ekspor Indonesia menurut Komoditi (Kode HS 8 digit)

Oktober 2018

Kode H S	Uraian golongan barang	Berat bersih (Kg)		Nilai F.O.B. (U S \$)	
		Bulan ini	Kumulatif	Bulan ini	Kumulatif
(1)	(2)	(3)	(4)	(5)	(6)
24039950	Oth than "homogenised" or "reconstituted" chewing and sucking tobacco	-	16 346	-	7 600
24039990	Oth manufactured tobacco&substitutes,homogenised/reconstituted tobacco,tob extract&essence,oth than HS 24039910-24039950	179 361	1 195 742	5 465 005	13 223 921
25010010	Table salt	2 504	80 671	962	72 538
25010020	Unprocessed rock salt	1 750	44 913	75	5 961
25010050	Sea water	200	1 525	800	3 683
25010091	Other salt with sodium chloride content more than >60 %&<97 %, calculated on a dry basis,fortified with iodine	-	390	-	80
25010099	Other salt with sodium chloride content <=60, calculated on a dry basis	85	13 651	50	8 216
25030000	Sulphur of all kinds, other than sublimed sulphur, precipitated sulphur and colloidal sulphur	-	385 600	-	107 999
25051000	Silica sands and quartz sands	-	12 059	-	405
25059000	Sands; natural, (other than silica and quartz sands), whether or not coloured, (other than metal-bearing sands of chapter 26)	-	2 021	-	130
25070000	Kaolin and other kaolinic clays, whether or not calcined	4 285 600	33 483 468	472 578	4 452 173
25084090	Other clays than fuller's earth	-	829	-	58
25131000	Pumice stone	8 506 893	65 485 701	490 487	4 157 015
25132000	Emery, natural corundum, natural garnet and other natural abrasives	120 185	722 385	3 906	44 131
25140000	Slate, whether/not roughly trimmed/merely cut, by sawing/otherwise, into blocks/slabs of a rectangularshape	140 000	1 242 308	17 718	128 064
25151210	Marble & travertine,Merely cut,by sawing/otherwise,into blocks a rectangular (including square) shape blocks	5 362 468	38 843 887	613 443	5 722 788
25151220	Marble & travertine,Merely cut,by sawing/otherwise,into slabs of a rectangular (including square) shape slabs	47 456	233 234	15 751	77 600
25162010	Sandstone crude or roughly trimmed	27	16 795	363	9 502
25169000	Monumental/building stone; n.e.c. in heading no. 2516, whether or not roughly trimmed/merely cut, by sawing or otherwise, into blocks/slabs of a rectangular shape	-	532 656	-	110 048
25171000	Pebbles,gravel,broken/crushed stone,for road metalling/for railway/other ballast, shingle&flint	806 083 891	8 030 534 373	4 543 338	45 849 880
25172000	Macadam of slag, dross or similar industrial waste, whether/not incorporating the materials cited in subheading 251710	-	40 000	-	9 670
25173000	Tarred macadam	-	2 000	-	202
25174100	Granules, chippings and powder, of stones of heading 2515 or 2516, whether or not heattreated of marble	-	5 480	-	2 999
25174900	Granules, chippings and powder, of stones of heading 2515 or 2516, whether or not heattreated other than marble	449 634	3 661 625	74 055	614 053
25181000	Dolomite, not calcined or sintered	-	65 000	-	2 318
25182000	Calcined or sintered dolomite	20 000	60 000	4 100	14 100
25201000	Gypsum, anhydrite	-	1 850	-	490
25202010	Plasters of a kind suitable for use in dentistry	-	1	-	484
25202090	Other Plasters	60 992	257 131	13 477	67 840
25221000	Quicklime	1 420 000	2 620 480	106 500	230 520
25222000	Slaked lime	360 000	24 004 000	33 600	2 242 096
25223000	Hydraulic lime	-	27 022	-	40 733
25231010	Cement clinkers of a kind used in the manufacture of white cement	35 710 325	472 635 310	1 378 037	18 312 831
25231090	Other cement clinkers	240 141 087	3 212 182 617	7 620 271	105 766 930
25232100	Portland cement, white cement, whether or not artificially coloured	3 047 675	33 484 122	345 440	3 790 734
25232910	Other portland coloured cement	22 010 500	256 303 715	887 375	11 085 781
25232990	Other Portland white cement	80 531 934	880 312 636	3 563 147	38 766 570
25239000	Cement; hydraulic kinds n.e.c. in heading no. 2523	47 536 890	215 937 627	2 038 582	10 587 148
25253000	Mica waste	-	35	-	271

Tabel 3 : Ekspor Indonesia menurut Komoditi (Kode HS 8 digit)

Oktober 2018

Kode H S	Uraian golongan barang	Berat bersih (Kg)		Nilai F.O.B. (U S \$)	
		Bulan ini	Kumulatif	Bulan ini	Kumulatif
(1)	(2)	(3)	(4)	(5)	(6)
25262010	Talc powder	1	149 007	16	148 513
25262090	Other crushed or powdered of Natural steatite,whether/unroughly trimmed/merely cut by sawing/otherwise	-	44	-	440
25301000	Vermiculite, perlite & chlorites, unexp&ed	20 000	20 000	3 650	3 650
25309010	Micronized zircon s& (zirconium silicate) of a kind used as an opacifier	274 000	2 472 500	458 501	4 080 081
25309090	Other micronized zircon s& (zirconium silicate) of a kind used as an opacifier	7 486 349	68 348 549	333 440	2 233 670
26011190	Other haematite & concentrates	117 900 000	508 554 006	1 102 125	5 321 895
26011290	Other agglomerated haematite & concentrates	43 250 000	43 250 000	2 162 500	2 162 500
26020000	Manganese ores&concentrates,incl ferruginous manganese ores&concentrates,manganese content?20% calculatedOnTheDryWeight.	-	4 565 000	-	2 325 265
26030000	Copper ores & concentrates	65 000 000	1 365 766 631	163 357 883	3 680 906 187
26040000	Nickel ores & concentrates	1 968 142 000	16 610 431 737	64 576 776	529 429 201
26060000	Aluminium ores & concentrates	954 618 491	6 555 956 101	28 119 375	202 152 351
26070000	Lead ores & concentrates	1 288 130	15 416 590	1 853 854	18 352 293
26080000	Zinc ores & concentrates	4 173 080	32 916 380	2 967 010	25 013 592
26151000	Zirconium ores & concentrates	6 393 000	41 619 800	9 278 763	60 027 235
26171000	Antimony ores & concentrates	-	3 772 000	-	16 785
26180000	Granulated slag (slag s&) from the manufacture of iron or steel	50 106 271	431 365 048	605 260	4 508 083
26190000	Slag, dross (other than granulated slag), scalings & other waste from the manufacture of iron or steel	-	54 903 054	-	3 915 332
26201100	Slag, ash & residues containing mainly zinc ,hard zinc spelter	104 935	1 233 811	117 272	2 405 730
26201900	Slag, ash & residues containing mainly zinc ,unhard zinc spelter	2 677 637	18 235 518	630 821	4 657 433
26202100	Slag, ash & residues containing mainly leaded gasoline sludges & leaded anti-knock compound sludges	-	10	-	5
26203000	Slag, ash & residues containing mainly copper	-	60 000	-	109 700
26204000	Slag, ash & residues containing mainly aluminium	200 000	1 340 648	25 048	199 173
26206000	Contain arsenic,mercury,thallium/its mixtures,of a kind used for arsenic's extraction/metal/manufacture its ChemCompound	1	266	35	11 997
26209990	Other containing antimony, beryllium, cadmium, chromium or their mixtures	-	144 780	-	44 138
26219000	Slag and ash n.e.c. in chapter 26; including seaweed ash (kelp) but excluding ash and residues from the incineration of municipal waste	545 500	4 815 702	122 745	998 867
27011100	Coal, whether or not pulverised, but not agglomerated, anthracite	8 083 000	206 754 000	945 711	22 475 331
27011210	Coal, whether or not pulverised, but not agglomerated ,bituminous coal ,coking coal	2 189 396 755	29 067 050 947	206 820 408	2 483 200 287
27011290	Other coal, whether or not pulverised, but not agglomerated ,bituminous coal	3 507 053 000	36 534 898 375	283 053 580	2 931 572 571
27011900	Coal, whether or not pulverised, but not agglomerated ,other coal	25 944 333 819	217 395 117 531	1 322 662 699	11 748 240 535
27012000	Briquettes, ovoids & similar solid fuels manufactured from coal	12 000	68 848	2 940	16 868
27021000	Lignite, whether or not pulverised, but not agglomerated	8 767 613 129	73 518 638 342	318 821 468	2 918 772 553
27040010	Coke & semicoke of coal	31 502 065	67 414 065	5 605 894	11 269 823
27071000	Benzol (benzene)	-	9 004 915	-	5 407 967
27074000	Naphthalene	20 270	719 720	6 500	233 821
27075000	Aromatic hydrocarbon mixtures; n.e.c. in heading no. 2707, of which 65% or more by volume, Aromatic hydrocarbon mixtures; n.e.c. in heading no. 2707	-	423 571 453	-	314 859 974
27079990	Other carbon black feedstock & creosote oils	23 451 253	209 176 891	15 514 591	133 853 034
27090010	Crude petroleum oils	608 827 305	7 718 401 318	346 052 577	3 833 495 138
27090020	Condensates	121 779 342	1 044 354 050	72 772 713	589 391 705
27090090	Other Crude petroleum oils dan condensates	-	19	-	23

Tabel 3 : Ekspor Indonesia menurut Komoditi (Kode HS 8 digit)

Oktober 2018

Kode H S	Uraian golongan barang	Berat bersih (Kg)		Nilai F.O.B. (U S \$)	
		Bulan ini	Kumulatif	Bulan ini	Kumulatif
(1)	(2)	(3)	(4)	(5)	(6)
27101226	Motor spirit of RON 90 & above, but below RON 97, blended besides ethanol	-	68 517 759	-	37 681 040
27101229	Light oils and preparations, of other RON blended besides ethanol	-	7 839 056	-	5 422 582
27101231	Aviation spirit, of a kind used in aviation piston-engines, 100 octane & above	-	3 920	-	5 957
27101250	White spirit	-	1 953 250	-	1 084 054
27101270	Naphtha, reformat and oth preparations of a kind used for bleding into motor sp	-	254 997	-	227 179
27101280	Naphtha, reformates & other preparations of a kind used for blending into motor spirits	-	69 190 899	-	51 409 423
27101291	Alfa olefins	5	5	1	1
27101292	Other petroleum oil, light oil & other than crude	7 400	106 931	16 120	189 657
27101299	Other, petroleum spirit, having a flashpoint of more than 23 oC	5 855	10 990	3 375	6 498
27101941	Lubricating oil basestock	24 797 191	291 707 075	21 219 806	231 471 829
27101942	Lubricating oils for aircraft engines	10 735	10 782	30 332	31 417
27101943	Other lubricating oils	8 074 420	58 841 927	8 214 739	62 138 770
27101944	Lubricating greases	50 588	126 326	192 216	355 246
27101950	Hydraulic brake fluid	5 534	65 081	3 130	61 065
27101960	Transformer and circuit breakers oils	13 600	54 461	13 540	52 955
27101971	Automotive diesel fuel	39 465 269	39 982 709	28 372 456	28 654 228
27101972	Other diesel fuel	35 335 999	367 523 233	26 700 561	242 237 048
27101979	Fuel oils other than light oils and preparations	30 903 740	347 324 091	14 416 286	152 849 404
27101981	Aviation turbine fuel (jet fuel) having a flash point of 23-c or more	269 500	2 195 200	204 480	1 525 489
27101983	Other Kerosene oth light oils and preparations	-	6	-	820
27101989	Other medium oils and preparations	-	659	-	796
27101990	Other of diesel fuel, fuel oils	1 216 477	10 771 372	685 940	13 600 251
27102000	Petroleum oils and obtained from bituminous minerals(oth then crude), con	-	1	-	1
27109900	Waste oils, oth Contain polychlorinated biphenyls, polychlorinated terphenyls (PCTs) or polybrominated biphenyls (PBBs)	990 048	6 096 784	354 372	2 249 234
27111100	Liquefied,natural gas	1 346 576 267	13 109 723 556	673 394 995	5 665 599 004
27111200	Liquefied,Propane	400 000	1 040 000	384 000	915 200
27111300	Liquefied,butanes	-	148 000	-	127 570
27111490	Other Ethylene, propylene, butylene & butadiene	-	72 153 118	-	55 518 279
27111900	Petroleum gases and other gaseous hydrocarbons; liquefied, n.e.c. in heading no. 2711	45 215	379 337	37 449	282 290
27112190	Other In gaseous state,natural gas, of a kind used as a motor fuel	617 164 566	7 034 376 857	278 389 742	2 731 391 519
27121000	Petroleum jelly	28 800	163 680	42 132	224 569
27122000	Paraffin wax containing by weight less than 0.75 % of oil	1 500	5 001	3 057	9 138
27129010	Other Paraffin wax	340 940	2 751 550	246 115	2 174 355
27129090	Other Petroleum jelly	2 227 197	13 651 975	1 524 728	9 649 023
27131100	Petroleum coke,not calcined	21 525 821	206 337 200	5 436 346	53 164 139
27131200	Petroleum coke ,calcined	5 120 000	33 335 715	2 510 860	14 869 884
27132000	Petroleum bitumen	1 726 376	10 505 742	746 658	3 865 341
27139000	Residues; of petroleum oils or of oils obtained from bituminous minerals	107 643 344	1 123 674 247	54 638 917	495 093 543
27141000	Bituminous or oil shale & tar s&s	-	108 702	-	43 254
27149000	Bitumen and asphalt, natural; asphaltites and asphaltic rock	108 925	54 544 409	76 970	3 444 507
27150090	Other Polyurethane tar coatings	4 560	21 821	11 880	34 367
28011000	Chlorine	500	1 365	426	1 261
28012000	Iodine	5 000	26 080	128 769	637 697
28020000	Sulphur, sublimed or precipitated, colloidal sulphur.	2 996 719	2 996 724	458 498	458 506
28030020	Acetylene black	-	500	-	248
28030041	Other carbon blacks,of a kind used for rubber processing	1 091 200	13 667 534	1 694 327	18 397 729
28030049	Other carbon blacks of a kind used for rubber processing	-	200	-	3 645

Tabel 3 : Ekspor Indonesia menurut Komoditi (Kode HS 8 digit)

Oktober 2018

Kode H S	Uraian golongan barang	Berat bersih (Kg)		Nilai F.O.B. (U S \$)	
		Bulan ini	Kumulatif	Bulan ini	Kumulatif
(1)	(2)	(3)	(4)	(5)	(6)
28030090	Other acetylene black	-	207 776	-	136 334
28041000	Hydrogen	-	144	-	6 931
28042100	Rare gases, argon	146 088	1 993 951	51 598	766 568
28042900	Rare gases other than argon	-	133 164	-	159 872
28043000	Nitrogen	20 873	84 504	37 709	101 577
28044000	Oxygen	9 771	117 611	18 892	40 936
28046100	Silicon containing by weight not less than 99.99 % of silicon	6	63	90	1 480
28046900	Silicon containing by weight less than 99.99 % of silicon	20	1 053	447	4 233
28051100	Alkali or alkalineearth metals, sodium	-	2	-	8
28051200	Alkali or alkalineearth metals, calcium	-	42	-	90
28051900	Alkali or alkali-earth metals; other than sodium and calcium	-	8	-	5 388
28054000	Mercury	-	323 715	-	1 553
28070000	Sulphuric acid, oleum.	-	10	-	5
28092031	Phosphoric acid & polyphosphoric acids ,food grade ,hypophosphoric acid	-	200	-	1 200
28092032	Phosphoric acid & polyphosphoric acids ,food grade ,phosphoric acid	-	455	-	382
28092039	Other Phosphoric acid & polyphosphoric acids ,food grade	-	26	-	209
28092092	Phosphoric acid & polyphosphoric acids,other ,Phosphoric acid	-	7 140	-	7 497
28100000	Oxides of boron,boric acids.	-	80 002	-	82 466
28111200	Hydrogen cyanide (hydrocyanic acid)	-	1 470	-	1 911
28111920	Aminosulphonic acid (sulphamic acid)	1 568 048	14 207 179	956 810	8 558 378
28111990	Other Aminosulphonic acid (sulphamic acid)	-	20 000	-	9 058
28112100	Carbon dioxide	5 238	21 638	967	5 385
28112210	Other inorganic oxygen compounds of nonmetals ,Silicon dioxide , In powder form	276 497	3 896 759	459 600	6 808 279
28112290	Other inorganic oxygen compounds of nonmetals , Silicon dioxide	952 015	7 028 921	1 290 504	9 847 957
28112910	Other inorganic oxygen compounds of nonmetals, Diarsenic pentaoxide	-	11	-	160
28129000	Halides and halide oxides of non-metals; excluding chloride	1 500	7 500	12 000	60 000
28131000	Carbon disulphide	475 980	1 716 780	242 750	860 800
28141000	Anhydrous ammonia	178 755 898	1 074 727 378	62 656 420	345 569 010
28142000	Ammonia in aqueous solution	8 000	16 000	11 550	22 599
28151100	Sodium hydroxide (caustic soda), Solid	302 000	1 518 060	184 575	1 098 329
28151200	Sodium hydroxide (caustic soda), In aqueous solution (soda lye or liquid soda)	45 139 700	275 710 826	8 621 544	64 907 911
28153000	Peroxides of sodium or potassium	820	2 070	4 891	9 871
28170010	Zinc oxide	935 000	8 249 425	2 316 862	24 526 784
28170020	Zinc peroxide	-	120	-	557
28181000	Artificial corundum, whether or not chemically defined	-	3 200	-	6 634
28182000	Aluminium oxide, other than artificial corundum	93 951 837	820 671 771	57 282 818	396 961 540
28183000	Aluminium hydroxide	428 000	1 472 700	167 459	514 305
28209000	Manganese oxides; excluding manganese dioxide	25 000	515 000	20 405	411 416
28211000	Iron oxides & hydroxides	56 340	505 307	13 487	80 464
28212000	Earth colours	-	880	-	30
28230000	Titanium oxides.	-	864 058	-	440 024
28251000	Hydrazine & hydroxylamine & their inorganic salts	-	20 000	-	40 188
28255000	Copper oxides & hydroxides	-	32 206	-	71 119
28256000	Germanium oxides & zirconium dioxide	2	11	241	9 995
28257000	Molybdenum oxides & hydroxides	37 040	215 780	16 898	121 567
28259000	Inorganic bases, metal oxides, hydroxides and peroxides; n.e.c. in heading no. 2825	-	22 670	-	240 302
28261200	Fluorides of aluminium	340 000	6 949 976	388 100	7 405 530
28261900	Fluorides; other than of aluminium	10 550	58 324	6 001	37 898
28263000	Sodium hexafluoroaluminate (synthetic cryolite)	20	1 013 741	5	202 750
28269000	Fluorides; fluorosilicates, fluoroaluminates and other complex fluorine salts, n.e.c. in heading no. 2826	-	10 125	-	19 611
28271000	Ammonium chloride	-	51 331	-	31 231

Tabel 3 : Ekspor Indonesia menurut Komoditi (Kode HS 8 digit)

Oktober 2018

Kode H S	Uraian golongan barang	Berat bersih (Kg)		Nilai F.O.B. (U S \$)	
		Bulan ini	Kumulatif	Bulan ini	Kumulatif
(1)	(2)	(3)	(4)	(5)	(6)
28272010	Calcium chloride, containing 73 % - 80 % by weight	219	2 366	2 745	13 985
28272090	Other than Calcium chloride, containing 73 % - 80 % by weight	100 172	862 838	248 088	2 109 218
28273100	Chlorides; of magnesium	-	7 003	-	3 533
28273200	Chlorides; of aluminium	540 630	4 923 162	238 133	2 021 994
28273920	Chlorides; of iron	-	21 164	-	31 389
28273990	Other than barium or of cobalt, iron,zinc	-	57 880	-	337 080
28274900	Bromides and bromide oxides; other than item no. 2827.51	-	30 958	-	22 249
28275100	Bromides of sodium or of potassium	800	800	1 256	1 256
28289090	Other than sodium hypochlorite	-	49	-	753
28299090	Other than Sodium perchlorate	15 772	142 417	11 730	95 766
28309010	Cadmium sulphide or zinc sulphide	0	5	12	27
28311000	Dithionites & sulphoxylates of sodium	2 250	2 650	7 300	13 500
28321000	Sodium sulphites	21 350	42 435	6 594	31 226
28322000	Sulphites; other than of sodium	-	26 997	-	102 399
28331100	Disodium sulphate	1 849 580	35 542 822	233 514	2 861 596
28331900	Sodium sulphates; other than disodium sulphate	-	5 005	-	2 518
28332100	Sulphates; of magnesium	1 800	29 440	3 109	43 128
28332210	Other sulphates of aluminium, commercial grade	102 400	874 800	25 970	198 091
28332290	Other sulphates of aluminium, other than commercial grade	2 710 000	31 322 560	534 015	5 472 224
28332500	Sulphates; of copper	-	86	-	12 823
28332920	Tribasic lead sulphate	-	1	-	1
28332990	Other sulphates,oth than of magnesium/aluminium/nickel/copper/barium,Tribasic lead sulphate/chromium	-	476	-	39 032
28333000	Alums	-	150	-	820
28341000	Nitrites	5	91	337	472
28351000	Phosphinates (hypophosphites) & phosphonates (phosphites)	-	3 000	-	46 401
28352200	Phosphates of mono or disodium	480	1 350	3 107	8 831
28352400	Phosphates of potassium	-	22 477	-	42 291
28352590	Calcium hydrogenothphosphate ("dicalciumphosphate"), unfeed g	-	1	-	2
28352600	Phosphates; of calcium n.e.c. in item no. 2835.25, whether or not chemically defined	50 000	183 400	6 006	48 574
28352910	Phosphates of trisodium	-	1 252	-	3 023
28353100	Sodium triphosphate (sodium tripolyphosphate), food grade	33 360	4 747 254	61 067	3 800 493
28353910	Tetrasodium pyrophosphate	-	459	-	1 796
28353990	Other polyphosphates	-	5 001	-	10 001
28362000	Disodium carbonate	104 414	9 059 674	37 085	3 737 316
28363000	Sodium hydrogencarbonate (sodium bicarbonate)	-	19 978	-	18 775
28365090	Calcium carbonate, not food or pharmaceutical grade	733 035	6 047 132	244 412	1 659 309
28369910	Commercial ammonium carbonate	-	64 080	-	160 365
28391100	Sodium metasilicates	-	2 136	-	2 351
28391910	Sodium silicates	1 219 900	11 799 082	383 462	3 678 098
28391990	Other silicates of sodium, commerial alkali metal silicates	50 000	50 000	14 401	14 401
28399000	Silicates; commercial alkali metal silicates, other than of sodium	400	131 697	0	84 013
28401100	Anhydrous, disodium tetraborate (refined borax)	-	1	-	9
28402000	Borates other than disodium tetraborate (refined borax)	135 000	459 000	135 793	496 245
28421000	Double/complex silicates,includ alumino silicates w.or not chemical defined	15	70 239	720	4 716
28431000	Colloidal precious metals	-	700	-	4 750
28432900	Silver compounds; excluding silver nitrates	-	8	-	19
28433000	Gold compounds	100	210	2 889 500	6 179 200
28439000	Inorganic or organic compounds of precious metals, n.e.c.; amalgams	10	1 647	7 257	141 802
28441010	Natural uranium & its compounds	-	225	-	75
28444010	Radioactive elements & isotopes & compounds, radioactive residues	179	6 303	1 200	60 736

Tabel 3 : Ekspor Indonesia menurut Komoditi (Kode HS 8 digit)

Oktober 2018

Kode H S	Uraian golongan barang	Berat bersih (Kg)		Nilai F.O.B. (U S \$)	
		Bulan ini	Kumulatif	Bulan ini	Kumulatif
(1)	(2)	(3)	(4)	(5)	(6)
28444090	Alloys, dispersions (including cermets), ceramic products & mixtures containing these elements, isotopes or compounds	6	2 887	10	47 874
28445000	Spent (irradiated) fuel elements (cartridges) of nuclear reactors	-	143	-	72 970
28451000	Heavy water (deuterium oxide)	5	1 442	12	3 621
28470010	Hydrogen peroxide, whether or not solidified with urea. In liquid form	742 640	5 110 572	464 164	3 020 034
28470090	Hydrogen peroxide, whether or not solidified with urea. Oth than liquid form	2 288 755	16 078 532	1 154 415	7 819 439
28491000	Carbides, whether or not chemically defined. Of calcium	216 000	7 512 000	148 392	4 808 154
28492000	Carbides, whether or not chemically defined, of silicon	150	90 785	2	39 966
28499000	Carbides, whether or not chemically defined, other than of calcium & silicon	-	684	-	4 567
28500000	Hydrides, nitrides, azides, silicides and borides, oth then compounds carbide	-	20	-	2 001
28529090	Inorganic or organic compounds of mercury not chemically defined	2 140	2 140	26 301	26 301
28539010	Demineralized waters	30	21 161	30	7 764
28539090	Other inorganic componds (incl distil/conductivity water of similiar	336	19 569	409	35 894
29011000	Acyclic hydrocarbons, Saturated	4 000	82 180	4 000	85 297
29012100	Ethylene	10 030 433	104 730 092	10 738 693	115 889 299
29012200	Propene (propylene)	-	4 976 836	-	4 780 058
29012300	Butene (butylene) & isomers thereof	16 313 098	88 137 739	12 053 707	62 483 470
29012400	Buta-1,3-diene & isoprene	8 185 232	61 366 625	11 003 909	87 964 890
29012910	Acetylene	12 085	12 085	2 226	2 226
29012920	Hexene & isomers thereof	-	1	-	158
29012990	Acyclic hydrocarbons, unsaturated,other than Acetylene & hexene & isomers thereof	13	238	723	19 801
29021900	Cyclic hydrocarbons; cyclanes, cyclenes and cycloterpenes, excluding cyclohexane	240 000	832 620	1 274 795	4 427 778
29025000	Styrene	3 080 360	86 404 025	3 179 947	96 511 901
29029090	Other Cyclic hydrocarbons, Other than HS2902.11.00-2902.90.20	1 441	3 331	11 881	26 447
29031190	chloroethane (ethyl chloride)	1	1	221	221
29031400	Carbon tetrachloride	1	1	350	350
29031500	Ethylene dichloride (ISO) (1,2-dichloroethane)	9 500 000	171 446 250	3 260 638	36 942 832
29032100	Vinyl chloride (chloroethylene)	23 033 022	188 635 634	15 340 227	128 149 820
29032900	Unsaturated chlorinated derivatives of acyclic hydrocarbons; n.e.c. in item no. 2903.2	-	1	-	490
29033990	Other Fluorinated, brominated or iodinated derivatives of acyclic hydrocarbons, other than hs 2903.31.00 to 2903.39.10	330	630	250	3 250
29037500	Dichloropentafluoropropanes	-	23 715	-	134 692
29037600	Bromochlorodifluoromethane, bromotrifluoromethane & dibromotetrafluoroethanes	-	18	-	100
29039900	Halogenated derivatives of aromatic hydrocarbons; n.e.c. in item no. 2903.91, 2903.92, 2903.93 and 2903.94	3 003	3 903	20 677	24 412
29041000	Derivatives containing only sulpho groups, their salts & ethyl esters	3 440	30 752	6 754	56 810
29043500	Derivatives of hydrocarbons; salts of perfluorooctane sulphonic acid n.e.c in heading no. 2904, whether or not halogenated	-	31	-	501
29049900	Derivatives of hydrocarbons n.e.c. in heading no. 2904, whether or not halogenated	2 470	4 160	2 075	3 494
29051100	Methanol (methyl alcohol)	15 073 502	282 515 940	5 033 495	84 056 361
29051200	Propan-1-ol (propyl alcohol) & propan-2-ol (isopropyl alcohol)	13 075	40 093	9 196	18 134
29051300	Butan-1-ol (nbutyl alcohol)	-	20	-	1 142
29051400	Alcohols; saturated monohydric, butanols excluding item no. 2905.13	1 020 638	7 603 685	932 160	7 003 088
29051600	Octanol (octyl alcohol) & isomers thereof	10 577 396	82 087 201	14 177 147	104 311 525

Tabel 3 : Ekspor Indonesia menurut Komoditi (Kode HS 8 digit)

Oktober 2018

Kode H S	Uraian golongan barang	Berat bersih (Kg)		Nilai F.O.B. (U S \$)	
		Bulan ini	Kumulatif	Bulan ini	Kumulatif
(1)	(2)	(3)	(4)	(5)	(6)
29051700	Dodecan-1-ol (lauryl alcohol), hexadecan-1-ol (cetyl alcohol) & octadecan-1-ol (stearyl alcohol)	4 462 253	41 466 378	5 923 776	59 447 378
29051900	Alcohols; saturated monohydric, n.e.c. in item no. 2905.1	1 432 900	7 186 743	3 612 103	17 912 935
29052200	Acyclic terpene alcohols	875	12 116	9 378	258 388
29052900	Unsaturated monohydric alcohols other Acyclic terpene alcohols	10	46 149	226	189 044
29053100	Ethylene glycol (ethanediol)	6 164 723	60 781 469	5 584 470	56 573 118
29053200	Propylene glycol (propane1,2diol)	18 000	275 543	4 500	144 975
29053900	Diols other than ethylene glycol (ethanediol) & propylene glycol (propane 1, 2 diol)	38 100	239 847	258 463	1 322 222
29054300	Mannitol	-	8 125	-	35 614
29054400	Dglucitol (sorbitol)	4 919 523	39 235 762	3 273 999	26 757 938
29054500	Glycerol	35 958 693	319 232 378	25 532 665	260 101 180
29054900	Alcohols; polyhydric, n.e.c. in item no. 2905.4	-	170 317	-	1 180 365
29055900	Alcohols; acyclic; halogenated, sulphonated, nitrated or nitrosated derivatives thereof, other than ethchlorvynol (INN)	-	110	-	2 849
29061100	Menthol	150	5 447	4 906	242 291
29061900	Cyclanic, cyclenic/cycloterpenic, other than menthol, cyclohexanol, methylcyclohexanols&dimethylcyclohexanol, sterol&inositol	15	754	740	20 954
29062100	Benzyl alcohol	-	25	-	2 313
29062900	Cyclanic, cyclenic or cycloterpenic, aromatic, other than benzyl alcohol	285	956	9 430	32 422
29071100	Phenol (hydroxybenzene) & its salts	42 225	378 402	661 882	5 284 054
29071200	Cresols & their salts	-	1	-	432
29071300	Octylphenol, nonylphenol & their isomers , salts thereof	127 865	1 727 961	202 086	2 739 194
29071900	Monophenols, Other than HS 2907.11.00 - 2907.15.00	-	1 460	-	9 359
29072200	Hydroquinone (quinol) & its salts	-	850	-	14 191
29072300	4,4'Isopropylidenediphenol (bisphenol A, diphenylolpropane) & its salts	54 000	234 119	131 946	558 081
29072900	Polyphenols; phenol-alcohols, Other than HS 2907.21.00 - 2907.29.10	220	1 315	5 458	21 344
29081900	Phenol or phenol-alcohol derivatives containing only halogen substituents and their salts; other than pentachlorophenol (ISO)	-	50	-	365
29089900	Halogenated,sulphonated,nitrated/nitrosated derivatives of phenols/phenol-alcohols,other than HS 2908.11.00-2908.92.00	28 000	335 201	48 743	629 092
29092000	Cyclanic, cyclenic or cycloterpenic ethers & their halogenated, sulphonated, nitrated or nitrosated derivatives	-	150	-	4 033
29093000	Aromatic ethers & their halogenated, sulphonated, nitrated or nitrosated derivatives	30 076	493 189	476 732	5 052 686
29094100	2,2'Oxydiethanol (diethylene glycol, digol)	325 560	2 532 552	273 673	2 106 483
29094400	Other monoalkylethers of ethylene glycol or of diethylene glycol	-	600	-	1 890
29094900	Ether-alcohols & their halogenated, sulphonated, nitrated or nitrosated derivatives,other than HS 2909.41.00-2909.44.00	-	224 569	-	677 068
29095000	Ether-phenols, ether-alcohol-phenols & their halogenated, sulphonated, nitrated or nitrosated derivatives	268 718	2 115 637	6 337 653	48 409 184
29096000	Alcohol peroxides, ether peroxides, ketone peroxides & their halogenated drv	244 679	2 061 120	705 518	5 869 859
29109000	Epoxide,epoxyalcoh,epoxyphen&epoxyether,w 3-ring&their halogenat,sulphonat,nitrat/nitrosat deriv oth than2910.10-2910.50	-	4 281	-	14 276
29110000	Acetals & hemiacetals, whether or not with other oxygen function	-	711	-	1 038
29121110	Formalin	-	162 000	-	38 872
29121190	Methanal (formaldehyde),other than formalin	-	26	-	213
29121200	Ethanal (acetaldehyde)	20	20	1 201	1 201

Tabel 3 : Ekspor Indonesia menurut Komoditi (Kode HS 8 digit)

Oktober 2018

Kode H S	Uraian golongan barang	Berat bersih (Kg)		Nilai F.O.B. (U S \$)	
		Bulan ini	Kumulatif	Bulan ini	Kumulatif
(1)	(2)	(3)	(4)	(5)	(6)
29121900	Acyclic aldehydes without other oxygen function, other than methalðanal (acetaldehyde)	5 397	365 469	15 359	1 110 475
29122100	Benzaldehyde	5	1 690	41	8 962
29122900	Cyclic aldehydes without other oxygen function,other than benzaldehyde	300	1 368	153	14 871
29124100	Vanillin (4-hydroxy-3-methoxybenzaldehyde)	20 125	128 895	1 165 921	7 159 920
29124200	Ethylvanillin (3-ethoxy-4-hydroxybenzaldehyde)	-	3 260	-	70 608
29124910	Aldehyde-alcohols, aldehyde-ethers, aldehyde-phenols & aldehydes with other oxygen function, other Aldehyde-alcohols	10	10	83	83
29124990	Aldehyde-alcohols, aldehyde-ethers, aldehyde-phenols & aldehydes with other oxygen function,other than HS 2912.49.10	-	141	-	2 688
29126000	Paraformaldehyde	1 560 000	6 601 827	1 088 301	4 635 159
29141900	Ketones; acyclic, without other oxygen function, n.e.c. in item no. 2914.1	6	259	158	22 939
29142200	Cyclohexanone & methylcyclohexanones	-	50 137	-	351 940
29142300	Ionones & methylionones	1	1	74	74
29142910	Camphor	10 151	33 870	70 844	176 567
29142990	Cyclanic,cyclnic/cycloterpenic ketone w/o oth oxygen funct,oth thn Cyclo&methylcyclohexanone,Ionone&methylionone&camphor	28	1 727	3 665	88 557
29143900	Aromatic ketones without other oxygen function,Other than phenylacetone (phenylpropan-2-one)	10	1 638	133	239 748
29144000	Ketone-alcohols & ketone-aldehydes	-	435	-	8 853
29145000	Ketone-phenols & ketones with other oxygen function	-	850	-	17 235
29146900	Quinones, Other than anthraquinone & coenzyme Q10 (ubidecarenone (INN))	-	5	-	748
29151100	Formic acid	228 000	1 288 001	188 950	1 109 573
29151300	Esters of formic acid	-	25	-	1 164
29152100	Acetic acid	2	1 271	668	6 837
29152910	Sodium acetate, cobalt acetates	120	341	433	1 189
29153100	Ethyl acetate	-	14 130	-	17 418
29153200	Vinyl acetate	16 500	59 346	6 060	73 277
29153300	n-Butyl acetate	-	3 790	-	5 680
29153990	Esters of acetic acid,other than Ethyl/Vinyl/n-Butyl /Dinoseb (ISO)/Isobutyl/2-Ethoxyethyl acetate	8 400	69 894	271 626	1 753 434
29154000	Mono-, di- or trichloroacetic acids, their salts & esters	9 600	9 600	20 728	20 728
29155000	Propionic acid, its salts & esters	205	31 162	3 252	96 431
29156000	Butanoic acids, pentanoic acids, their salts & esters	209	2 173	912	23 845
29157010	Palmitic acid, its salts & esters	9 893 512	76 584 630	7 674 298	63 299 905
29157020	Stearic acid	359 710	9 284 646	342 695	8 282 442
29157030	Salts & esters of stearic acid	439 965	3 503 424	436 008	3 504 520
29159010	Acetyl chloride	1	4 010	1	11 600
29159020	Lauric acid, myristic acid, their salts & esters	13 865 804	133 639 154	13 982 616	160 945 218
29159030	Caprylic acid, its salts & esters	1 267 720	4 340 167	3 184 472	11 401 250
29159040	Capric acid, its salts & esters	1 118 577	4 878 571	2 339 184	11 625 700
29159090	Saturated acyclic monocarboxylic acids&their anhydrides,halides,peroxides&peroxyacids,oth than HS 2915.11.00-2915.90.40	631 080	48 120 797	2 048 362	86 513 998
29161100	Acrylic acid & its salts	1 943 930	22 191 728	2 269 957	24 275 389
29161200	Esters of acrylic acid	2 333 240	30 766 998	3 401 607	43 175 788
29161410	Methyl methacrylate	123 500	124 260	208 000	210 181
29161490	Esters of methacrylic acid, other tha methyl methacrylate	-	1 780	-	7 302
29161500	Oleic, linoleic or linolenic acids, their salts & esters	609 220	5 774 127	876 480	7 559 534
29161900	Unsaturated acyclic monocarboxylic acid,their anhydride,halide,peroxide/xyacid&their deriv,oth thn 2916.11.00-2916.16.00	300 000	8 065 592	1 647 600	9 841 926
29162000	Cyclanic/cycloterpenic, monocarbo acids, their anhyd,halid,peroxy & their deriv	0	0	1	2

Tabel 3 : Ekspor Indonesia menurut Komoditi (Kode HS 8 digit)

Oktober 2018

Kode H S	Uraian golongan barang	Berat bersih (Kg)		Nilai F.O.B. (U S \$)	
		Bulan ini	Kumulatif	Bulan ini	Kumulatif
(1)	(2)	(3)	(4)	(5)	(6)
29163100	Benzoic acid, its salts & esters	4 122	201 828	17 854	716 156
29163200	Benzoyl peroxide & benzoyl chloride	84 800	772 961	226 887	1 930 361
29163910	2,4-Dichlorophenyl acetic acid & its salts & esters	40	41	1 130	1 358
29163990	Other Aromatic Monocarboxylic acid, their anhydrides, halides, peroxides, peroxyacid & their deriv, excp hs2916.31.00-2916.39.20	862	6 442	32 629	121 273
29171400	Maleic anhydride	159 875	5 685 875	214 908	8 161 108
29171900	Acyclic polycarboxylic acid, their anhydride, halide, peroxide, peroxyacid & their derivative, oth thn HS 2917.13.00-2917.14.00	80 025	326 786	153 393	677 086
29172000	Dioctyl adipate, its salts and esters	-	22 600	-	31 914
29173200	Dioctyl orthophthalates	-	1 600	-	5 576
29173300	Dinonyl or didecyl orthophthalates	-	20 200	-	28 594
29173500	Phthalic anhydride	1 824 000	13 154 000	1 990 177	14 054 118
29173600	Terephthalic acid & its salts	11 398 000	83 383 785	11 132 699	70 948 883
29173920	Other phthalic compounds of a kind used as plasticisers & esters of phthalic anhydride	-	71 150	-	109 460
29173990	Aromatic polycarboxylic acid, their anhydride, halide, peroxide, peroxyacid & their deriv, oth than HS 2917.39.10-2917.39.20	600	20 345	1 290	89 593
29181100	Lactic acid, its salts & esters	20 000	249 372	32 810	415 838
29181300	Salts & esters of tartaric acid	-	20 000	-	24 400
29181400	Citric acid	-	1 997	-	2 345
29181510	Calcium citrate	3	13 437	15	72 425
29181590	Salts & esters of citric acid, other than calcium citrate	-	12 026	-	28 934
29181600	Gluconic acid, its salts & esters	-	1 233	-	4 843
29181900	Carboxylic acids w additional oxygen function & their anhydrides, halides, peroxide & peroxyacids, oth thn 2918.11.00-2918.18.00	-	1	-	80
29182100	Salicylic acid & its salts	-	454	-	781
29182300	Acids; carboxylic acids, (with phenol function but without other oxygen function), other esters of salicylic acid and its salts n.e.c. in item no. 2918.2	5	760	48	6 160
29182990	Carboxylic acid w phenol func wo oxyg funct, their anhydride, halide, peroxide/acid & their deriv, oth thn HS29182100-29182910	40	52	449	629
29183000	Carboxylic acids w/ aldehyde/ketone func but w/o oxygen func & their derivative	10	368	351	3 089
29189900	Carboxylic acids with additional oxygen function & their anhydride, halide, peroxide & peroxyacid, oth than HS29181100-29189100	-	2 355	-	10 252
29199000	Phosphoric ester & their salt, incl lactophosphat, their halogenate, sulphonat, nitrate/nitrosat deriv, oth than tris phosphate	-	2 600	-	5 645
29209000	Oth Ester of oth inorganic acids of non-metal & their salt, their halogenated, sulphonated, nitrated/nitrosated deriv	81 388	590 408	609 368	4 466 955
29211100	Methylamine, di- or trimethylamine & their salts	-	1	-	36
29211200	2-(N,N-Dimethylamino)ethylchloride hydrochloride	-	18 751	-	63 679
29211900	Acyclic monoamines & their derivatives, salts thereof, Other than HS 2921.11.00 - 2921.14.00	13 751	135 677	44 797	442 678
29212200	Hexamethylenediamine & its salts	-	2 000	-	3 760
29212900	Acyclic polyamines & their derivatives, salts thereof, Other than ethylenediamine & its salts, Hexamethylenediamine & its salts	-	31 201	-	95 315
29214300	Toluidines & their derivatives, salts thereof	-	100	-	2 558
29214500	1-Naphthylamine (alpha-naphthylamine), 2-naphthylamine (beta-naphthylamine) & their derivatives, salts thereof	1	1	2	2
29215100	o-, m-, p-Phenylenediamine, diaminotoluenes & their derivatives, salts thereof	-	4 185	-	36 719

Tabel 3 : Ekspor Indonesia menurut Komoditi (Kode HS 8 digit)

Oktober 2018

Kode H S	Uraian golongan barang	Berat bersih (Kg)		Nilai F.O.B. (U S \$)	
		Bulan ini	Kumulatif	Bulan ini	Kumulatif
(1)	(2)	(3)	(4)	(5)	(6)
29215900	Aromatic polyamine&their deriv,salt thereof,Ot than o-,m-,p-Phenylenediamine,diaminotoluene&their deriv,salts thereof	20 050	20 050	91 508	91 508
29221200	Diethanolamine & its salts	-	156	-	376
29221500	Triethanolamine	8 360	8 360	16 400	16 400
29221910	Ethambutol & its salts, esters & other derivatives	-	20	-	677
29221920	D-2-Amino-n-butyl-alcohol	-	24	-	24
29222900	Other than aminohydroxynaphthalenesulphonic acids & their salts	-	50	-	12 615
29224100	Lysine & its esters; salts thereof	25 132 450	228 101 850	19 978 530	208 012 497
29224210	Glutamic acid	1 159 000	17 291 045	1 645 780	25 102 660
29224220	Monosodium glutamate (MSG)	10 219 693	89 216 554	13 265 295	119 940 859
29224290	Other salts	-	350	-	1 344
29224900	Amino?acids,oth than those containing> one kind of oxygen function&their ester,salt thereof,Oth than HS29224100-29224400	46	94 833	305	1 045 582
29231000	Choline & its salts	1	39 426	1	82 473
29232010	Lecithins, whether or not chemically defined	-	6 765	-	30 461
29232090	Other than lecithins, whether or not chemically defined	-	17 878	-	34 989
29239000	Quaternary amonium salt&hydroxid,lecithin&oth phosphoaminolipid,whether/not chemically define,oth thn HS29233000-29234000	50	160 309	3 756	262 782
29241210	Fluoroacetamide (ISO) & phosphamidon (ISO)	49 790	240 940	59 703	333 348
29241990	Other Acyclic amides (including acyclic carbamates) & their derivatives; salts thereof,other than HS29241110-29241910	828 900	5 316 275	2 090 543	7 316 708
29242990	Cyclic amides (including cyclic carbamates) & their derivatives; salts thereof,other than HS 2924.29.10 - 2924.29.30	-	1	-	1 164
29251100	Saccharin & its salts	-	299 475	-	1 985 322
29252900	Imines & their derivatives; salts thereof,Other than chlordimeform (ISO)	29 450	1 495 826	166 321	7 996 229
29261000	Acrylonitrile	-	1 280	-	3 840
29269000	Nitrile-function compound,Other than HS 29261000 to 292640000	7	7 413	755	97 195
29270010	Azodicarbonamide	2 243 958	19 502 506	6 670 435	59 482 122
29270090	Diazo-, azo- or azoxy-compounds Other Than Azodicarbonamide	-	13 827	-	49 136
29280090	Organic derivatives of hydrazine or of hydroxylamine Other Than Linuron	5 250	73 592	43 050	582 493
29291010	Isocyanates, Diphenylmethane diisocyanate (MDI)	4 180	73 730	40 121	671 294
29291020	Isocyanates, Toluene diisocyanate	-	500	-	542
29291090	Compounds Isocyanates with other nitrogen function Other Than Diphenylmethane diisocyanate (MDI) & Toluene diisocyanate	47 734	441 173	230 856	2 042 023
29299010	Sodium cyclamate	199 672	2 795 956	485 888	6 468 507
29302000	Thiocarbamates & dithiocarbamates	-	10	-	1 391
29304000	Methionine	-	820	-	7 301
29309090	Organo-sulphur compounds,Other than HS 2930.20.00 to 29309090	64 135	383 216	1 211 671	7 854 962
29311010	Tetramethyl lead	-	3 500	-	8 191
29311020	Tetraethyl lead	-	18	-	102
29313900	Organo-inorganic compounds; other organo-phosphorus derivatives, n.e.c. in heading no. 2931	-	23 260	-	70 078
29319022	Salts of N(phosphonomethyl) glycine	10	22	10	229
29319030	Ethephone	-	1 000	-	23 158
29319049	Organoarsenic compounds, Other than In liquid form	-	2 384	-	6 966
29319050	Dimethyltin dichloride	-	20 000	-	125 523
29319090	Other organo-inorganic compounds other than HS29311010 to 29319050	65 676	436 859	401 820	1 309 184
29321200	2Furaldehyde (furfuraldehyde)	-	25	-	270
29321300	Furfuryl alcohol & tetrahydrofurfuryl alcohol	-	270	-	3 179

Tabel 3 : Ekspor Indonesia menurut Komoditi (Kode HS 8 digit)

Oktober 2018

Kode H S	Uraian golongan barang	Berat bersih (Kg)		Nilai F.O.B. (U S \$)	
		Bulan ini	Kumulatif	Bulan ini	Kumulatif
(1)	(2)	(3)	(4)	(5)	(6)
29321900	Heterocyclic Compounds not Tetrahydrofuran,2-Furaldehyde (furfuraldehyde),Furfuryl&tetrahydrofurfuryl alcohol&Sucralose	17 223	87 995	34 153	213 111
29322090	Lactones, Other than Coumarin N(1,2Benzopyrone) methylcoumarins & ethylcoumarin	30	7 151	650	70 765
29329910	Carbofuran	141	339	9 066	20 220
29329990	Heterocyclic compounds with oxygen hetero-atom(s) only, Other than HS29321100-29329910	-	301	-	8 904
29331100	Phenazone (antipyrin) & its derivatives	-	31	-	2 359
29331900	Compounds contain an unfused pyrazole ring (hydrogenated/not)in the structure,not Phenazone (antipyrin)&its derivatives	-	101 003	-	991 627
29332100	Hydantoin & its derivatives	5 000	70 050	7 443	189 962
29332900	Compounds containing an unfused imidazole ring (hydrogenated/not)in the structure,not Hydantoin&its derivatives	79	80 782	4 369	1 112 552
29333100	Pyridine & its salts	1	62 605	11	174 799
29333910	Chlorpheniramine & isoniazid	-	164	-	17 859
29333930	Paraquat salts	-	408 620	-	1 135 925
29334910	Dextromethorphan	-	232	-	20 875
29335990	Compound contain aPyrimidine ring (whether/not hydrogenated)/piperazine ring inThe structure,ot than HS29335200-29335910	-	9 975	-	137 327
29336100	Melamine	1 016	13 418	7 154	38 251
29336900	Compounds containing an unfused triazine ring (whether or not hydrogenated) in the structure, Other than Melamin	22 843	152 750	58 404	380 876
29337100	6Hexanelactam (epsiloncaprolactam)	22 000	164 000	12 905	96 968
29337900	Lactams, Other than 6Hexanelactam (epsiloncaprolactam) & Clobazam (INN) & methyprylon (INN)	-	2	-	570
29339910	Mebendazole & parbendazole	1	821	133	51 375
29339990	Heterocyclic compounds with nitrogen hetero-atom(s) only oth than 2933.11.00-2933.99.10	1 999 100	17 347 711	8 872 719	92 253 643
29341000	Compounds containing an unfused thiazole ring (whether or not hydrogenated) in the structure	30	41	3 977	11 144
29342000	Compounds containing in the structure a benzothiazole ringsystem (whether or not hydrogenated), not further fused	-	10 001	-	42 257
29343000	Compounds containing in the structure a phenothiazine ringsystem (whether or not hydrogenated), not further fused	-	4	-	1 444
29349910	Nucleic acids & their salts	971 980	8 093 715	4 916 510	48 145 864
29349920	Sultones, sultams, diltiazem	571	18 299	214 163	1 241 123
29349930	6Aminopenicillanic acid	-	0	-	1 462
29349950	Oxadiazon, with a purity of 94 % or more	-	1	-	701
29349990	Other nucleic acids&their salts,whet/not chemically define,oth heterocyclic comp ot than HS29341000-29349950	210 442	1 887 910	2 933 151	25 270 830
29359000	Sulphonamides oher than HS 29351000-29355000	62 130	563 445	558 956	5 244 404
29362100	Vitamin A & their derivatives	-	4 840	-	640 120
29362200	Vitamin B1 & its derivatives	-	786	-	7 119
29362300	Vitamin B2 & its derivatives	-	6 000	-	247 159
29362400	D or DLPantothenic acid (Vitamin B3 or Vitamin B5) & its derivatives	-	1 001	-	32 055
29362500	Vitamin B6 & its derivatives	-	2 500	-	100 000
29362600	Vitamin B12 & its derivatives	200	7 538	9 892	286 660
29362700	Vitamin C & its derivatives	100 700	490 714	397 052	2 513 053
29362800	Vitamin E & its derivatives	720	51 950	37 060	905 296
29362900	Vitamins; n.e.c. in item no. 2936.2, and their derivatives, unmixed	1 312	188 778	8 380	1 611 095
29369000	Provitamins,natural or reproduced by synthesis (including natural concentrates)	17	8 105	30	325 626

Tabel 3 : Ekspor Indonesia menurut Komoditi (Kode HS 8 digit)

Oktober 2018

Kode H S	Uraian golongan barang	Berat bersih (Kg)		Nilai F.O.B. (U S \$)	
		Bulan ini	Kumulatif	Bulan ini	Kumulatif
(1)	(2)	(3)	(4)	(5)	(6)
29371900	Polypeptide,protein&glycoprotein hormones,their derivatives&struct analogue,oth than somatotropin&insulin&its salts	2	3	11	26
29389000	Glycosides,natural/reproduced by synthesis,&their salt,ether,ester&other deriv,Oth than Rutoside(rutin) & its derivative	25 320	173 439	67 661	834 431
29392010	Alkaloids of cinchona & their derivatives, salts thereof, Quinine & its salts	9 300	78 290	1 012 187	8 459 704
29393000	Caffeine & its salts	50	1 745	1 170	21 712
29400000	Sugars, chemically pure oth than sucrose ,lactose, maltose, glucose, & fructose	2 173 661	17 155 245	1 573 528	14 088 271
29411019	Amoxicillin & its salts, Steril	-	140	-	25 900
29411020	Ampicillin & its salts	-	2	-	300
29411090	Penicillins & their derivatives with a penicillanic acid structure, salts thereof, other than Amoxicillin & Ampicillin	-	9 218	-	25 205
29414000	Chloramphenicol & its derivatives, salts thereof	2 705	2 705	150 252	150 252
29419000	Antibiotics; n.e.c. in heading no. 2941	85	20 578	2 693	312 970
29420000	Organic compounds; n.e.c. in chapter 29	26 100	145 463	106 785	652 712
30019000	Heparin&its salts,oth human/animal substance prepared for therapeutic/prophylactic uses,not elsewhere specified/included	-	4	-	140
30021100	Malaria diagnostic test kits	50	561	1 124	4 407
30021290	Antisera & oth bloodfractions other than plasma protein solutions; haemoglobin powder	163	3 374	1 894	537 349
30021300	Blood, human/animal, antisera, oth blood fractions and immunological products; immunological products, unmixed, not put up in measured doses/in forms or packings for retail sale	-	2	-	24
30021500	Blood, human/animal, antisera, oth blood fractions & immunological products; immunological products, put up in measured doses or in forms or packings for retail sale	-	10	-	2 330
30022010	Tetanus toxoid	4 315	21 082	1 168 519	5 804 671
30022020	Pertussis, measles, meningitis or polio vaccines	31 403	145 123	17 602 460	54 074 939
30022090	Vaccines for human medicine, Other than Tetanus toxoid & Pertussis, measles, meningitis or polio vaccines	87	5 561	102 945	837 268
30023000	Vaccines for veterinary medicine	42 928	504 174	1 181 353	9 378 654
30029000	Toxins, cultures of micro-organisms (excluding yeasts) and similar products	48 239	72 730	347 647	845 919
30031010	Medicaments Containing amoxicillin (INN) or its salts, not put up in measured doses or in forms/packings for retail sale	-	4 500	-	90 000
30031020	Medicaments Containing ampicillin (INN) or its salts, not put up in measured doses or in forms/packings for retail sale	-	13	-	651
30031090	Medicaments; cont. penicillins or deriv. thereof, with a penicillanic acid structure/streptomycins or their derivatives; for retail sale; n.e.c in heading 3003.10	2	23 583	15	13 296
30032000	Medicaments containing oth antibiotics	-	5	-	242
30033900	Medicaments; containing hormones (excl insulin), not containing antibiotics, for therapeutic/prophylactic uses, not packaged for retail sale	101 838	877 864	1 173 664	9 974 237
30039000	Medicaments; not containing antibiotics, hormones, alkaloids or their derivatives, for therapeutic or prophylactic uses, not for retail sale	-	61	-	8 276
30041015	Medicaments Containing penicillin G (excluding penicillin G benzathine), phenoxymethyl penicillin or salts thereof	3 487	14 069	303 035	1 233 009
30041016	Medicaments Containing ampicillin, amoxycillin or salts thereof, of a kind taken orally	27 753	256 964	695 242	7 815 406
30041019	Medicaments cont streptomycins/derivativ ,other than ointment form,for retail	105 465	770 243	7 451 157	55 869 757

Tabel 3 : Ekspor Indonesia menurut Komoditi (Kode HS 8 digit)

Oktober 2018

Kode H S	Uraian golongan barang	Berat bersih (Kg)		Nilai F.O.B. (U S \$)	
		Bulan ini	Kumulatif	Bulan ini	Kumulatif
(1)	(2)	(3)	(4)	(5)	(6)
30041021	Medicaments Containing streptomycins or derivatives thereof, In ointment form	73	249	1 947	7 522
30041029	Medicaments Containing streptomycins or derivatives thereof, Other than In ointment form	-	31 019	-	148 209
30042010	Antibiotic medicaments contain gentamycin,lincomycin,sulfamethoxazole/its derivatives,a kind taken orally/ointment form	-	2 664	-	347 394
30042031	Medicaments antibiotics Containing erythromycin or derivatives thereof of a kind taken orally	8 227	151 419	843 129	3 252 828
30042032	Medicaments antibiotics Containing erythromycin or derivatives thereof In ointment form	450	2 461	12 083	51 089
30042039	Medicaments antibiotics containing erythromycin/its derivatives,other than of a kind taken orally/In ointment form	1 546	12 619	393 058	2 333 953
30042071	Antibiotic medicaments containing tetracyclines/chloramphenicols/its derivatives,of a kind taken orally/in ointment form	4 140	14 631	222 473	1 107 831
30042079	Antibiotic medicaments contain tetracyclines/chloramphenicols/its derivatives,not a kind taken orally/in ointment form	272	17 599	73 185	1 896 161
30042091	Antibiotic medicaments,not contain tetracyclines/chloramphenicols/its derivatives,not a kind taken orally/ointment form	2 926	14 525	65 468	836 260
30042099	Antibiotics medicaments other than 3004.10.15-3004.20.91	14 659	75 182	272 195	2 784 872
30043210	Medicaments cont dexamethesone or their derivative, in doses/for retail	802	11 983	1 737	75 006
30043290	Medicaments; cont. corticosteroid hormones, their derivatives or structural analogues, for therapeutic/prophylactic uses, packaged for retail sale; n.e.c in heading 3004.32	1 870	31 421	54 233	2 849 557
30043900	Medicaments contain hormones/o.prod.of head.29.37,not contain insulin&corticosteroid hormones&its deriv./structr.analog	61 324	684 747	1 376 689	14 626 194
30044100	Medicaments containing ephedrine or its salts	2 189	88 438	44 709	451 702
30044200	Medicaments containing pseudoephedrine (INN) or its salts	61 646	256 505	776 810	3 813 031
30044300	Medicaments containing norephedrine or its salts	59 227	443 985	701 654	4 419 183
30045010	Medicaments containing vitamins Of a kind suitable for children, in syrup form	1 439	162 166	5 423	678 610
30045021	Medicaments containing more than one vitamin Of a kind suitable for children, in syrup form Of a kind taken orally	16	10 295	490	65 446
30045029	Medicaments contain>1 vit/oth products of heading 29.36,suitable for children,not in syrup form,of a kind taken orally	79 352	594 334	3 030 519	22 647 587
30045091	Medicaments contain vitamin A,B,C/other products of heading 29.36,not suitable for children,in syrup form,taken orally	1	23 148	13	268 861
30045099	Medicaments containing more than one vitamins or other products of heading 29.36, Other than vitamin A, B & C	23 113	2 481 182	1 527 465	15 547 479
30046010	Medicaments containing antimalarial active, containing artemisinin combined with other pharmaceutical active ingredients	8 510	8 510	2 670	2 670
30046090	Medicaments contain antimalarial active,not contain artemisinin comb. w ot.pharma.active ingred.& artesunate/chloroquine	-	5	-	168
30049010	Transdermal therapeutic system patches for the treatment of cancer or heart diseases	559	10 235	268 041	6 459 129
30049020	Closed sterile water for inhalation, pharmaceutical grade	-	7 807	-	100 002
30049030	Antiseptics	94 743	1 002 042	242 972	1 914 700
30049049	Anaesthetics,Other than Containing procaine hydrochloride	99 954	1 710 416	1 545 297	20 261 784
30049051	Analgesics,antipyretic&oth med cont para cetamol/dipyrone,acetylsalicylic,taken o	121 504	784 102	744 440	6 418 701

Tabel 3 : Ekspor Indonesia menurut Komoditi (Kode HS 8 digit)

Oktober 2018

Kode H S	Uraian golongan barang	Berat bersih (Kg)		Nilai F.O.B. (U S \$)	
		Bulan ini	Kumulatif	Bulan ini	Kumulatif
(1)	(2)	(3)	(4)	(5)	(6)
30049052	Analges,antipyretic&ot.medicament for the treat.of coughs/colds,contain/not antihistamine,contain chlrenpiramine maleate	32 261	68 167	84 923	187 291
30049054	Analgesic,antipyretic&oth medicament for treatment of cough/cold,contain/not antihistamine,contain piroxicam/ibuprofen	1 284	22 431	17 063	326 929
30049055	Analgesic,antipyretic&oth medicaments for the treatment of cough/cold,contain/not antihistamines,other,in liniment form	242 140	1 643 832	1 458 580	10 946 928
30049059	Analgesic,antipyretic&oth med cont acety Isalicylic acd,paractaml/dpyron,not oral	517 291	4 441 523	4 784 808	45 450 066
30049064	Antimalarials, Containing artemisinin other than of subheading 3004.60.10	-	4	-	60
30049065	Antimalarials, Not Containing primaquine & artemisinin other than of subheading 3004.60.10, Herbal medicaments	3 304	18 534	60 793	223 297
30049069	Antimalarials, Not Containing primaquine & artemisinin other than of subheading 3004.60.10, Herbal medicaments	5 546	66 575	119 984	828 001
30049071	Anthelmintic, Containing piperazine or mebendazole (INN)	125	496	24 149	103 145
30049072	Anthelmintic Not containing piperazine or mebendazole (INN) for Herbal medicaments	-	2 382	-	11 926
30049079	Anthelminti containing piperazine or mebendazole (INN) for Herbal medicaments	37 996	175 268	374 745	3 863 502
30049082	Anti HIV/AIDS medicaments, packaged for retail sale	996	7 169	2 625 310	19 660 998
30049089	Medicaments; for treatment of cancer, HIV/AIDS or other intractable diseases, packaged for retail sale; n.e.c in heading 3004.90.81 & 3004.90.82	6 446	57 122	1 132 267	7 215 971
30049091	Medicaments; containing sodium chloride or glucose, for infusion, packaged for retail sale	65 926	294 287	437 823	2 006 152
30049092	Medicaments; containing sorbitol or salbutamol, for infusion, packaged for retail sale	-	68 721	-	294 558
30049093	Medicaments; containing sorbitol or salbutamol, in other forms, packaged for retail sale	-	3 500	-	32 621
30049094	Medicaments; containing cimetidine (INN) or ranitidine (INN) other than for injection, packaged for retail sale	18 720	23 982	28 547	42 533
30049096	Nasaldrop medicaments containing naphazoline, xylometazoline or oxymetazoline	6 277	95 991	157 970	2 440 557
30049098	Herbal medicaments	137 074	902 550	231 584	1 833 246
30049099	Medicaments; consisting of mixed or unmixed products n.e.c. in heading no. 3004, for therapeutic or prophylactic uses, packaged for retail sale	70 061	2 741 377	6 765 708	79 785 419
30051010	Adhesive dressings & other articles having an adhesive layer, impregnated or coated with pharmaceutical substances	17 790	243 087	138 824	1 948 329
30051090	Adhesive dressings & other articles having an adhesive layer, not impregnated or coated with pharmaceutical substances	3 412	135 686	9 683	887 684
30059010	Bandages, put up in forms or packings for retail sale for medical, surgical, dental or veterinary purposes	9 257	45 380	18 516	234 275
30059020	Gauze, put up in forms or packings for retail sale for medical, surgical, dental or veterinary purposes	2	1 203	121	42 274
30059090	Wadding, gauze, bandages&similar articles, impregnated/coated in forms or packings for retail sale for medical/surgical/dental/veterinary purposes, n.e.c in heading no. 3005	3 934	567 929	51 719	2 078 339
30061090	Sterile surgical catgut,sterile adhesive tissue for surgicl wound close&laminari	-	230	-	15 781
30064010	Dental cements & other dental fillings, bone reconstruction cements	1	1	25	25
30065000	Firstaid boxes & kits	7	244	500	1 414
30066000	Chemical contraceptive preparations based on hormones, on other products of heading 29.37 or on spermicides	22 745	76 240	1 536 024	5 465 315

Tabel 3 : Ekspor Indonesia menurut Komoditi (Kode HS 8 digit)

Oktober 2018

Kode H S	Uraian golongan barang	Berat bersih (Kg)		Nilai F.O.B. (U S \$)	
		Bulan ini	Kumulatif	Bulan ini	Kumulatif
(1)	(2)	(3)	(4)	(5)	(6)
30067000	Gel prep designed to be used in hum or vet med as a lubricant for parts of the body for surg operations or physical exam	-	323	-	1 868
31010010	Veg fertilisers,mixed/chemically treated or not,fertilisers produced by the mixing/chem treatment of solely veg origin	274 000	3 130 616	88 434	914 774
31010092	Animal fertilisers (other than guano), chemically treated	62 320	113 983	94 578	165 881
31010099	Animal fertilisers,not chemically treated	1 624 253	17 469 837	432 547	4 794 568
31021000	Urea, whether or not in aqueous solution	185 351 664	852 424 188	54 409 025	231 789 572
31022100	Ammonium sulphate	92 000	3 254 001	18 345	778 101
31022900	Double salts & mixtures of ammonium sulphate & ammonium nitrate	-	27	-	585
31023000	Ammonium nitrate, whether or not in aqueous solution	1 694 000	25 098 400	699 148	12 231 340
31025000	Sodium nitrate	-	1	-	1
31026000	Double salts & mixtures of calcium nitrate & ammonium nitrate	-	10	-	5
31029000	Mineral or chemical fertilisers, nitrogenous, other than HS 3102.10 to 80	43 254	103 654	143 956	152 864
31031110	Superphosphates containing by weight 35 % or more of diphosphorus pentaoxide (P2O5), Feed grade	-	5	-	2
31031190	Superphosphates containing by weight 35 % or more of diphosphorus pentaoxide (P2O5), other than feed grade	670 000	5 737 050	141 685	1 341 626
31031990	Superphosphates containing by weight less than 35 % of diphosphorus pentaoxide (P2O5), other than feed grade	1 565 600	8 485 650	335 270	1 727 317
31039010	Calcined phosphatic fertilisers	400 000	1 974 000	81 600	426 260
31039090	Mineral or chemical fertilisers, phosphatic, other than superphosphate & calcined phosphatic fertilisers	406 005	9 257 376	73 790	2 273 622
31042000	Potassium chloride	3 000	773 150	3 737	352 332
31043000	Potassium sulphate	3 007 000	13 670 039	1 289 647	5 946 106
31049000	Mineral or chemical fertilisers, potassic, other than potassium chloride & potassium sulphate	145 002	504 707	33 102	114 123
31051010	Superphosphates & calcined phosphatic fertilisers in tablets or similar forms of a gross weight not exceeding 10 kg,	-	42 000	-	9 530
31051020	Mineral/chem fertilisers containing the 2 or 3 of the fert elements in tablets or similar forms of a gross weight ?10 kg	17 918 770	39 241 105	5 429 387	10 852 510
31051090	Goods of this Chapter in tablets or similar forms or in packages of a gross weight <10 kg, oth than 3105.10.10-20	20 017	2 962 898	3 940	1 718 604
31052000	Mineral or chemical fertilisers containing the three fertilising elements nitrogen, phosphorus & potassium	45 500	1 988 731	33 099	906 228
31055100	Fertilizers, mineral or chemical; containing nitrates and phosphates	26 493 910	99 110 180	8 027 655	28 346 029
31055900	Fertilizers, mineral or chemical; containing the two fertilizing elements nitrogen and phosphorus, other than nitrates and phosphates	48 000	409 000	4 112	43 418
31059000	Min or chem fert cont 2 or 3 of the fert ele, oth fert,in tablets or sim forms of a GW<10 kg,oth than HS 3105.10 to 90	348 157	1 346 456	46 249	378 247
32019000	Tanning extracts of vegetable origin,tannins&their salts, ethers, ester&other derivatives, exc quebracho&wattle extract	1 657 969	14 853 575	4 685 331	45 936 113
32021000	Synthetic organic tanning substances	349 910	3 823 820	485 218	5 107 895
32029000	Inorganic tanning substances, tanning prep, won containing natural tanning substances, enzymatic prep for pre-tanning.	15 822	42 438	42 424	77 018
32030010	Colouring matter of veg/animal origin incl dyeing extracts excl animal black, of a kind used in the food/drink ind	2 380	15 042	6 648	145 170
32030090	Col matter of veg/animal origin incl dyeing extracts excl animal black oth than a kind used in the food or drink ind	1	574	1	4 739
32041110	Crude disperse dyes & preparations based thereon	261	19 272	3 497	301 057
32041190	Disperse dyes & preparations based thereon, other than crude disperse dyes	735 589	7 478 240	7 099 656	72 866 949
32041210	Acid dyes, whether or not premetallised, & preparations based thereon	51 291	714 902	606 275	9 105 054

Tabel 3 : Ekspor Indonesia menurut Komoditi (Kode HS 8 digit)

Oktober 2018

Kode H S	Uraian golongan barang	Berat bersih (Kg)		Nilai F.O.B. (U S \$)	
		Bulan ini	Kumulatif	Bulan ini	Kumulatif
(1)	(2)	(3)	(4)	(5)	(6)
32041290	Mordant dyes & preparations based thereon	150	6 383	1 039	75 832
32041300	Basic dyes & preparations based thereon	5 310	66 158	21 540	620 263
32041400	Direct dyes & preparations based thereon	42 650	588 898	165 573	2 105 638
32041500	Vat dyes (including those usable in that state as pigments) & preparations based thereon	2	3 305	2	38 305
32041600	Reactive dyes & preparations based thereon	93 488	2 363 412	884 715	16 665 919
32041710	Synthetic organic pigment in powder form	224 442	2 006 608	1 816 091	15 571 223
32041790	Pigments & preparations based thereon, other than synthetic organic pigment in powder form	387 081	4 252 638	1 770 615	20 675 820
32041900	Synth organic col matter& prep based thereon as specified in Note 3 to this Chapter, oth than HS 3204.11 to 3204.17.90	257 000	1 570 639	307 038	1 963 082
32042000	Synthetic organic products of a kind used as fluorescent brightening agents	1 017 583	7 339 447	2 315 739	14 424 218
32049000	Synthetic organic colouring matter, prep as specified in Note 3 to this Chapter , other than HS 3204.11 to 3204.20	7 270	20 366	26 850	131 563
32050000	Colour lakes, preparations as specified in Note 3 to this Chapter based on colour lakes.	-	1 437	-	24 205
32061110	Pigments based on titanium dioxide containing 80 % or more by weight of titanium dioxide calculated on the dry matter	-	33 561	-	130 810
32061190	Preparations based on titaniumdioxide containing 80% or more by weight of titaniumdioxide calculated on the dry matter	40 000	51 725	72 112	110 560
32061910	Pigments based on titanium dioxide containing less than 80 % by weight of titanium dioxide calculated on the dry matter	107 500	558 807	122 315	1 153 313
32061990	Preparations based on titaniumdioxide containing lessthan 80% by weight of titaniumdioxide calculated on the dry matter	26 300	553 788	95 541	1 731 039
32062010	Chrome yellow, chrome green & molybdate orange or red based on chromium compounds	30 050	282 108	100 715	1 239 768
32062090	Pigments&prep based on chromium compounds,oth than chrome yellow,chrome green&molybdate orange/red from chrome compounds	10	10 778	1 470	59 141
32064190	Ultramarine	-	26 660	-	50 196
32064910	Other prep, exc ultramarine & prep based thereon & lithopone & other pigments & prep based on zinc sulphide	18 949	146 854	269 838	1 860 859
32064990	Other colouring matter, exc ultramarine & prep based thereon & lithopone & oth pigments & prep based on zinc sulphide	143 006	361 504	785 774	2 024 559
32065010	Preparations of a kind used as luminophores	2	1 841	7	24 318
32065090	Inorganic products of a kind used as luminophores, other than preparations	-	500	-	6 669
32071000	Prepared pigments, prepared opacifiers, prepared colours & similar preparations	292 264	5 002 398	875 643	13 571 766
32072010	Enamel frits	39 016	89 689	85 449	198 918
32072090	Vitrifiable enamels & glazes, engobes (slips) & similar preparations, other than enamel frits	505 578	2 927 407	473 642	2 161 133
32073000	Liquid lustres & similar preparations	205	90 209	4 353	137 146
32074000	Glass frit & other glass, in the form of powder, granules or flakes	731 394	7 193 042	719 289	6 926 502
32081011	Varnishes (including lacquers) based on polyesters of a kind used in dentistry	30	30	81	81
32081019	Varnishes (including lacquers) based on polyesters except of a kind used in dentistry	1 136	30 481	719	83 085
32081020	Antifouling &/or anticorrosive paints for ships' hulls based on polyesters	-	466	-	2 525
32081090	Paint incl enamels based on polyesters,oth than varnishes incl lacq&antifouling &/or anticorrosive paint for ships'hulls	1 560 513	11 714 057	3 506 410	26 605 796
32082040	Antifouling &/or anticorrosive paints for ships' hulls based on acrylic or vinyl polymers	5 417	11 687	44 313	53 987
32082070	Varnishes (including lacquers), of a kind used in dentistry based on acrylic or vinyl polymers	-	3 000	-	10 800

Tabel 3 : Ekspor Indonesia menurut Komoditi (Kode HS 8 digit)

Oktober 2018

Kode H S	Uraian golongan barang	Berat bersih (Kg)		Nilai F.O.B. (U S \$)	
		Bulan ini	Kumulatif	Bulan ini	Kumulatif
(1)	(2)	(3)	(4)	(5)	(6)
32082090	Paint&varnishes incl enamels&lacquers based on acrylic/vinyl polymers,oth than antifouling &/or anticorrosive paint	295 428	2 724 051	995 294	9 960 482
32089019	Varnishes incl enamels,>100oC heat resis,exc of a kind used in dentistry&based on polyesters, acrylic/vinyl polymers	26 227	482 619	71 202	1 177 366
32089029	Varnishes incl lacquers,<100oC heat resis,exc of a kind used in dentistry&based on polyesters, acrylic/vinyl polymers	207 820	1 925 257	699 190	6 248 169
32089030	Antifouling &/or anticorrosive paints for ships'hulls except based on polyesters & based on acrylic or vinyl polymers	-	21	-	50
32089090	Paint&varnishes incl enamels&lacquers exc based on polyesters&based on acrylic/vinyl polymers&HS 3208.90.10 to3208.90.30	438 775	4 696 136	1 544 666	16 816 039
32091010	Varnishes (including lacquers), based on acrylic or vinyl polymers	11	17 151	12	64 588
32091050	Antifouling &/or anticorrosive paints for ships' hulls, based on acrylic or vinyl polymers	1 518	5 335	5 294	20 081
32091090	Paints&varnishes incl enamels&lacq based on acry/ vinyl poly,exc varn, lacq,(leather,antifouling,anticorrosive) paints	108 114	809 994	326 565	2 005 687
32099000	Paints&varn incl enamels&lacq based on synth poly or chem mod nat poly,disprsd in a wtr med,exc bsd on acrylc/vinyl poly	133 611	1 199 278	307 703	2 196 687
32100010	Varnishes (including lacquers)	1 489	5 604	12 382	40 200
32100030	Prepared water pigments of a kind used for finishing leather	16 800	114 660	34 001	288 827
32100091	Antifouling &/or anticorrosive paints for ships' hulls	-	100	-	25
32100099	Other paints and varnishes; n.e.c. in heading 32.10	15	43 132	17	302 458
32110000	Driers; prepared	13 978	118 165	41 316	397 503
32121000	Stamping foils	4 719	23 843	82 213	1 276 002
32129011	Aluminium paste dispersed in nonaqueous media, of a kind used in the manufacture of paints (including enamels)	-	5 039	-	13 810
32129019	Oth than pigments of aluminium paste, white lead dispersed in oil for leather	1 768	38 606	8 066	146 869
32129029	Other colouring matter put up in forms/packings for retail sale,other than of a kind used in the food/drink industries	3 220	21 403	13 702	39 344
32131000	Colours in sets	44	1 884	112	32 525
32139000	Colours; (other than in sets), of a kind used by artists, students or signboard painters	144	1 387	50	1 454
32141000	Glaziers' putty, grafting putty, resin cements, caulking compounds & other mastics, painters' fillings	186 856	1 435 698	537 983	4 449 714
32149000	Non-refractory surfacing preparations for facades, indoor walls, floors, ceilings or the like.	346 494	3 434 877	533 564	3 756 605
32151190	Printing ink, black other than ultraviolet curable ink	126 173	1 654 637	1 257 577	13 837 607
32151900	Printing ink, other than black	1 281 315	9 283 152	20 725 220	129 644 374
32159060	Writing or drawing ink	2 960	9 314	28 780	69 169
32159070	Ink of a kind suitable for use with duplicating machines of heading 84.72	5	457	17	17 372
32159090	Oth ink of a kind suitable for use with duplicating machines of heading 84.72	66 317	430 180	373 631	1 950 944
33011200	Essential oils of orange	1 039	5 763	26 968	211 078
33011300	Essential oils of lemon	249	3 312	12 831	87 628
33011900	Essential oils of citrus fruit, except orange & lemon	2 738	12 811	158 486	871 943
33012400	Essential oils of peppermint (Mentha piperita)	-	4 877	-	138 684
33012500	Essential oils of other mints, except peppermint (Mentha piperita)	200	58 042	8 000	2 412 061
33012910	Essential oils of lemon grass, citronella, nutmeg, cinnamon, ginger, cardamom, fennel or palmrose	154 629	1 293 879	4 601 248	41 007 555
33012920	Essential oils of s&alwood	572	18 750	35 828	869 485
33012990	Essential oil oth citrus fruit,peppermint, other mints, lemon grass, citronella, nutmeg, cinnamon, ginger, cardamom, fennel or palmrose, sandalwood	343 174	2 711 382	8 975 802	83 417 782
33013000	Resinoids	-	3 591	-	86 659

Tabel 3 : Ekspor Indonesia menurut Komoditi (Kode HS 8 digit)

Oktober 2018

Kode H S	Uraian golongan barang	Berat bersih (Kg)		Nilai F.O.B. (U S \$)	
		Bulan ini	Kumulatif	Bulan ini	Kumulatif
(1)	(2)	(3)	(4)	(5)	(6)
33019010	Aqueous distillates & aqueous solutions of essential oils suitable for medicinal use	594	102 735	16 870	3 079 527
33019090	Essential oils other than HS 3301.12.00 to 3301.90.10	110 183	1 314 363	3 455 794	36 818 948
33021010	Odoriferous alcoholic preparations of a kind used in the manufacture of alcoholic beverages, in liquid form	3 820	33 594	54 976	588 282
33021020	Odoriferous alcoholic preparations of a kind used in the manufacture of alcoholic beverages, other than liquid forms	7 300	74 901	75 998	650 411
33021090	Oth mixed of odoriferous of a kind used in the food or drink industries	566 432	5 478 193	5 936 855	62 628 054
33029000	Odoriferous substances and mixtures; used as raw materials in industries other than the food or drink industries	506 533	5 421 971	7 750 755	75 947 875
33030000	Perfumes & toilet waters.	884 876	8 117 033	15 939 720	133 523 195
33041000	Lip makeup preparations	5 983	40 401	494 554	3 872 328
33042000	Eye makeup preparations	933	14 326	388 726	3 332 469
33043000	Manicure & pedicure preparations	58	31 698	449	245 913
33049100	Beauty or make up preparations powders, whether or not compressed	388 651	3 418 190	1 214 615	14 142 821
33049920	Antiacne preparations	701	97 003	9 465	646 097
33049930	Other face or skin creams & lotions	1 047 151	9 605 626	3 248 632	35 352 721
33049990	Oth than anti-acne creams and oth face or skin creams & lotions	555 612	5 907 088	5 790 205	54 423 504
33051010	Shampoos having antifungal properties	13 437	105 606	27 264	256 098
33051090	Shampoos not having antifungal properties	1 182 391	10 470 340	2 611 393	23 354 619
33052000	Preparations for permanent waving or straightening	115	1 151	1 611	8 226
33053000	Hair lacquers	-	3 109	-	36 234
33059000	Preparations for use on the hair, except shampoos, preparations for permanent waving or straightening & hair lacquer	890 793	8 735 958	4 017 187	37 744 700
33061010	Dentifrices in powders forms & pastes for dental prophylaxis	635 193	9 110 100	1 337 767	21 172 326
33061090	Dentifrices not in powders forms & other than pastes for dental prophylaxis	164 853	770 958	442 465	2 648 594
33062000	Yarn used to clean between the teeth (dental floss)	-	699	-	1 470
33069000	Prep for oral/dental hygiene, incl denture fixative pastes&powders,in individual retail packages,other than dentifrices.	44 989	322 510	187 167	1 412 012
33071000	Preshave, shaving or aftershave preparations	18 076	168 754	43 433	472 785
33072000	Personal deodorants & antiperspirants	180 683	1 097 047	898 846	5 298 111
33073000	Perfumed bath salts & other bath preparations	374	1 446	1 444	7 765
33074110	"Agarbatti" & oth odoriferous prep which operate by burning,Scented powders of a kind used during religious rites	86 566	489 050	105 049	461 991
33074190	"Agarbatti"& other odoriferous prep which operate by burning, exc scented powders of a kind used during religious rites	145 919	1 333 316	140 306	1 216 025
33074910	Room perfuming preparations, whether or not having disinfectant properties	229 528	3 157 587	1 246 506	11 138 422
33074990	Deodorising rooms, other than room perfuming preparations, whether or not having disinfectant properties	14 169	133 564	94 331	694 279
33079030	Papers & tissues, impregnated or coated with perfume or cosmetics	83 567	816 749	118 576	1 465 027
33079040	Other perfumery or cosmetics, including depilatories	5 271	57 864	16 894	286 454
33079050	Contact lens or artificial eye solutions	-	1	-	103
33079090	Depilatories&other perfumery,cosmetic or toilet preparations,notelsewhere specified or included,exc. HS 3307.90.10 to 50	16 931	101 759	106 446	508 934
34011140	Medicated soap including disinfectant soap	1 306 990	13 168 494	1 825 531	20 399 199
34011150	Other soap including bath soap	11 733 893	114 893 159	14 613 387	147 931 392
34011160	Soap&org surf-active prod&prep, of felt/nonwovens,impregnated,coated/covered w/ soap/detergent	19 563	229 377	23 477	349 965

Tabel 3 : Ekspor Indonesia menurut Komoditi (Kode HS 8 digit)

Oktober 2018

Kode H S	Uraian golongan barang	Berat bersih (Kg)		Nilai F.O.B. (U S \$)	
		Bulan ini	Kumulatif	Bulan ini	Kumulatif
(1)	(2)	(3)	(4)	(5)	(6)
34011190	Soap&org surf-active prod&prep,form of bars,cakes,mould pcs/shapes,&pap.wad,felt etc,for toilet use exc HS3401.11.40-60	8 851 537	79 859 728	5 422 102	55 245 320
34011910	Soap&org surf-active products&prep,of felt&nonwovens,impreg,coated/cov w/ soap/det,exc for toilet use incl med products	5 174	16 238	4 320	25 981
34011990	Soap&org surf-active prod&prep,form of bars,cakes,moulded pieces/shapes,pap,wadding,exc for toilet use incl med products	3 796 953	30 688 879	2 663 742	22 228 552
34012020	Soap chips	24 628 641	224 775 973	18 968 456	179 609 669
34012091	Soap in other forms of a kind used for flotation deinking of recycled paper, other than soap chips	6	1 268	6	199
34012099	Soap in other forms, other than soap chips & soap of a kind used for flotation deinking of recycled paper	12 840 209	115 961 633	10 469 173	94 325 312
34013000	Organic surfaceactive products&prep for washing the skin,in the form of liq/cream&put up for retSale,containing soap/not	1 101 420	7 923 831	4 134 415	32 198 503
34021110	Sulphated fatty alcohols, whether or not put up for retail sale	1 902 626	19 692 986	3 248 277	35 508 024
34021140	Sulphonated alkylbenzene, whether or not put up for retail sale	1 208 276	13 560 062	1 471 367	16 079 735
34021190	Anionic except Sulphated fatty alcohols&Sulphonated fatty alcohols incl org surf-active agents,put up for retSale or not	1 165 005	9 760 248	1 364 861	11 308 873
34021200	Cationic including organic surfaceactive agents, whether or not put up for retail sale	162 850	1 245 831	322 848	2 307 047
34021310	Hydroxylterminated polybutadiene, whether or not put up for retail sale	56 828	350 788	87 036	534 692
34021390	Non-ionic including organic surfaceactive agents, put up for retail sale or not, exc hydroxylterminated polybutadiene	167 578	1 739 107	286 171	2 790 557
34021910	Org surf-active agents,put up for retSale/not,of a kind suit for use in fire-ext prep,except anionic,cationic&non-ionic	500	267 368	672	367 779
34021990	Org surf-active agents,put up for retsale/not,oth than anionic,cationic&non-ionic&of a kind suit to use in fire-ext prep	1 216 613	14 620 751	1 266 171	20 344 031
34022014	Surface active preparations put up for retail sale in liquid form	2 495 837	23 216 914	2 357 272	21 563 688
34022015	Washing/cleaning preparations,including bleaching,cleansing/degreasing preparations put up for retail sale in liquid form	15 691 058	123 833 509	13 393 404	104 040 970
34022094	Surface active preparations put up for retail sale except in liquid form	-	2 968	-	3 419
34022095	Washing or cleaning prep,including bleaching,cleansing or degreasing prep put up for retail sale except in liquid form	2 402 085	25 126 371	1 762 770	20 110 357
34029011	Anionic wetting agents in liquid form	8 272	56 128	17 400	135 453
34029012	Anionic washing or cleaning preparations, including bleaching, cleansing or degreasing preparations in liquid form	135 212	918 392	230 805	1 586 178
34029013	Other washing or cleaning preparations, including bleaching, cleansing or degreasing preparations in liquid form	5 045	121 896	4 678	113 592
34029014	Other anionic surface active preparations in liquid form	8 468	59 245	5 380	48 752
34029019	Surf active prep, wash prep incl aux wash&clean prep,cont soap/not,in liq form, oth than HS34.01, 3402.90.11-14 retSale	331 519	3 597 670	492 850	6 235 612
34029091	Anionic wetting agents not in liquid form	25 000	176 822	41 972	275 098
34029092	Anionic washing or cleaning reparations,including bleaching,cleansing or degreasing preparations not in liquid form	2 016	19 944	5 040	40 176
34029093	Other washing or cleaning preparations,including bleaching,cleansing or degreasing preparations not in liquid form	397 426	5 594 603	331 771	4 884 194
34029094	Other anionic surface active preparations not in liquid form	-	9 256	-	41 180
34029099	Surface active prep,wash prep incl aux wash&clean prep,cont soap/not,in liq form,oth than of 34.01,HS 3402.90.91 to 94	785 250	8 901 350	918 679	8 205 498
34031111	Liquid lubricating oil prep, for treatm of textile,or oth material, cont petrol	557	102 334	1 684	78 556

Tabel 3 : Ekspor Indonesia menurut Komoditi (Kode HS 8 digit)

Oktober 2018

Kode H S	Uraian golongan barang	Berat bersih (Kg)		Nilai F.O.B. (U S \$)	
		Bulan ini	Kumulatif	Bulan ini	Kumulatif
(1)	(2)	(3)	(4)	(5)	(6)
34031119	Oth liquid preprtion for the treatment textile or oth materials, cont petroleum	2 707	5 340	1 244	9 078
34031190	Contain petrol oil/oil obtain from bituminous mineral,prep for treat textile materi,leather,furskin/ot.materi,not in lqd	1 200	22 489	1 406	38 065
34031911	Liquid oil for aircraft engine cont petroils/oils obtain. bituminous mineral	19	65	1 117	4 692
34031912	Oth liquid prep content silicone oil, cont petrole oils,or bituminous mineral	-	475	-	1 839
34031919	Oth liquid for other purposes cont petrol oil or bituminous mineral oils	37 439	89 847	88 604	286 093
34031990	Oth lubricating prep cont petroleum oil	57 116	467 467	127 193	840 247
34039111	Liquid prep cont silicone oil-for treat of textile,or oth matt,not cont petrol	30	1 223	8 960	206 724
34039119	Prep cntn.Slcn oil in liq,that contn.no ptrl/oil obtain fr.Bituminous mnrl.prep for treat txtl mtrl.leaf.furskin/ot.mtrl	220	358	921	10 831
34039190	Prep for proc. of textl.mtrl,leat.,furskins/oth mtrl.dont contain petro oil/oil obtain from Bituminous Miner.bsds in liq	12 150	466 992	21 500	777 074
34039911	Liquid oil for aircraft engine not cont petroleum oils or oils obtain bitumin	33	535	949	22 941
34039912	Oth liquid prep content silicone oil cont petrol oil,or bituminous mineral	-	4 001	-	11 554
34039919	Oth liquid for other purpose not cont petroleum oil or bituminous mineral oil	7 260	37 159	7 625	56 059
34039990	Preparat for treat of textile,leather oth mater,not cont petrol oil,not liquid	166 522	1 936 927	290 166	3 926 283
34042000	Waxes; artificial and prepared, of poly(oxyethylene) (polyethylene glycol)	-	12 770	-	24 156
34049010	Waxes; artificial and prepared, of lignite chemically modified, other than poly (oxyethylene) (polyethylene glycol)	7	42	35	207
34049090	Aside from lignite chemically modified & poly (oxyethylene) (polyethylene glycol)	5 847 980	58 432 682	5 966 386	60 822 318
34051000	Polishes, creams & similar preparations for footwear or leather	35 338	6 352 663	177 171	3 715 559
34052000	Polishes, creams & similar preparations for the maintenance of wooden furniture, floors or other woodwork	2 820	43 941	14 310	121 404
34053000	Polishes & similar preparations for coachwork, other than metal polishes	-	219	-	38 810
34054020	Scouring pastes & powders & other scouring preparations, in packaging of a net weight not exceeding 1 kg	57 577	305 753	33 543	180 029
34054090	Scouring pastes & powders & other scouring preparations, in packaging of a net weight exceeding 1 kg	998	37 099	2 340	70 373
34059010	Metal polishes	2 191	16 100	658	48 422
34059090	Other than metal polishes	37	38 514	168	54 069
34060000	Candles, tapers and the like	378 976	2 788 121	525 963	4 364 536
34070020	Dental wax or dental impression compounds, put up in sets, in packings for retail sale or in plates, horseshoe shapes, sticks or similar forms	-	8	-	572
34070030	Other preparations for use in dentistry, with a basis of plaster (of calcined gypsum or calcium sulphate)	-	126	-	2 405
35011000	Casein	-	125	-	125
35019010	Caseinates & other casein derivatives	-	4	-	19
35019020	Casein glues	-	63	-	2 319
35022000	Milk albumin, including concentrates of two or more whey proteins	-	11 407	-	58 341
35030011	Fish glues	25	685	3	2 105
35030019	Glues; other than fish glue	362	15 302	4 101	54 881
35030030	Isinglass	449	1 373	3 086	12 546
35030041	Gelatin & gelatin derivatives in powder form with a bloating level of A250 or B230 or higher on the Bloom scale	-	3 000	-	21 450

Tabel 3 : Ekspor Indonesia menurut Komoditi (Kode HS 8 digit)

Oktober 2018

Kode H S	Uraian golongan barang	Berat bersih (Kg)		Nilai F.O.B. (U S \$)	
		Bulan ini	Kumulatif	Bulan ini	Kumulatif
(1)	(2)	(3)	(4)	(5)	(6)
35030049	Other Gelatin & gelatin derivatives in powder form with a bloating level of A250 or B230 or higher on the Bloom scale	-	19 666	-	89 683
35040000	Peptones & their deriv, oth protein substances & their deriv,not specified or included,hide powder,chromed or not.	36	310 733	924 580	1 519 256
35051010	Dextrins, soluble or roasted starches	23 000	210 313	29 326	449 503
35051090	Dextrins, other than soluble or roasted starches	508 965	3 627 834	493 444	3 245 341
35052000	Glues, based on starches, or on dextrins or other modified starches	606	27 415	50	65 766
35061000	Products suitable for use as glues or adhesives, put up for retail sale as glues or adhesives, net weight ? 1 kg	184 507	1 835 459	1 297 232	12 432 823
35069100	Adhesives based on polymers of headings 39.01 to 39.13 or on rubber	742 851	8 881 558	1 800 348	20 692 451
35069900	Glues and other adhesives; prepared, n.e.c. in heading no. 3506, not exceeding a net weight of 1kg	327 971	2 588 150	385 619	4 548 814
35071000	Rennet & concentrates thereof	-	4 320	-	6 258
35079000	Enzymes; other than rennet & concentrates thereof	46 162	550 132	403 925	4 742 724
36020000	Prepared explosives, other than propellant powders.	-	1 038	-	77 700
36030010	Semifuses, elemented caps, signal tubes	10	443	30	11 363
36030020	Safety fuses, detonating fuses	-	97	-	21 929
36030090	Safety fuses; other than semifuses, elemented caps, signal tubes, safety fuses, detonating fuses	-	872	-	151 472
36041000	Fireworks	-	11 995	-	39 781
36049020	Miniature pyrotechnic munitions & percussion caps for toys	-	16	-	70
36049030	Signalling flares or rockets	4	224	59	6 297
36049090	Pyrotechnic products; n.e.c. in heading 36.04	13 812	75 846	39 452	212 452
36050000	Matches, other than pyrotechnic articles of heading 36.04.	753 838	6 786 962	960 829	9 024 985
36061000	Liquid/liquified-gas fuel in containers used for filling or refilling <= 300 cm	94	120	314	354
36069020	Lighter flints	-	0	-	1
36069040	Resin torches, firelighters & the like	16 000	83 000	7 545	38 280
36069090	Ferro-cerium&oth pyrophoric alloys in all forms,articleOfcombustible material ,Oth than hs36069010-36069090	-	400	-	1 930
37011000	Photographic plates&film; for x-ray, in the flat, sensitised, unexposed, of any material oth paper, paperboard/textiles	2	670	321	1 555
37012000	Photographic plates and film; Instant print film	-	1 148	-	22 172
37013000	Photographic plates and film; in the flat, sensitised, unexposed, with any side exceeding 225mm	4	2 853	346	121 674
37019110	For colour photography (polychrome) of a kind suitable for use in the printing industry	-	50	-	401
37019190	Other for colour photography (polychrome) of a type suitable for use in printing industry	1	944	8	639
37019910	Photographic plates and film in the flat, for colour photography (polychrome), of a kind suitable for use in the printing industry	-	3	-	30
37019990	Photographic plates and film in the flat, for colour photography (polychrome), of a kind suitable not for use in the printing industry	-	12	-	21
37021000	Photographic film; for x-rays, in rolls, sensitised and unexposed (other than of paper, paperboard or textiles)	-	78	-	90
37023100	Other film, without perforations, of a width not exceeding 105 mm, for colour photography (polychrome)	-	128	-	311
37023900	Other film, without perforations, of a width not exceeding 105 mm, other than HS 3702.31.00 - 3702.32.00	17	20	506	533
37024290	Film oth than for color photogr,width > 610mm, length >200m	-	1	-	89
37025490	Oth film for color photo16mm<width<35mm, length<30m, oth than for slides	-	19	-	50
37029890	Other film,other than for colour photography (polychrome),of a width exceeding 35 mm,other than HS 3702.98.10-3702.98.30	-	63	-	1 170

Tabel 3 : Ekspor Indonesia menurut Komoditi (Kode HS 8 digit)

Oktober 2018

Kode H S	Uraian golongan barang	Berat bersih (Kg)		Nilai F.O.B. (U S \$)	
		Bulan ini	Kumulatif	Bulan ini	Kumulatif
(1)	(2)	(3)	(4)	(5)	(6)
37031090	Photographic paper, paperboard & textiles, sensitised, unexposed n rolls of a width exceeding 1,000 mm	491	3 403	108	3 242
37039000	Photographic paper, paperboard and textiles; (for other than colour photography, other than in rolls of a width exceeding 610mm), sensitised, unexposed	2 508	7 811	2 710	31 488
37040090	Photographic plates, film, paper, paperboard & textiles, exposed but not developed,Other than X-ray plates or film	61	64	30	42
37050010	Photographic plates and film, exposed and developed, other than cinematographic film; X-ray	-	1	-	22
37050020	Photographic plates and film, exposed and developed, other than cinematographic film; Microfilm	11	22	3 716	8 004
37050090	Photographic plates & film, exposed & developed, other than cinematographic film,Other than X-ray & microfilm	1	2	9	193
37069090	Cinematographic film, exposed & developed of a width not exceeding 35 mm Other than HS 3706.90.10 - 3706.90.40	3	26	17	450 971
37071000	Sensitising emulsions	180	1 440	558	4 464
37079010	Flashlight materials	-	30	-	7
37079090	Chemical preparations for photographic uses; other than flashlight materials not sensitising emulsions	3 367	17 926	50 874	200 937
38011000	Artificial graphite	12 870	185 948	48 777	165 282
38019000	Preparations based on graphite/other carbon,blocks,plates/oth semi-manufactures,Oth than HS 38011000-38013000	-	41	-	4 562
38021000	Activated carbon	2 360 137	23 211 971	4 115 537	38 758 225
38029020	Activated clays or activated earths	9 457 750	105 810 200	2 617 445	27 711 842
38029090	Not Activated carbon,Other than activated bauxite, activated clays or activated earths	2 151 600	17 107 395	265 366	2 172 000
38030000	Tall oil, whether or not refined.	-	278	-	7 583
38040010	Concentrated sulphite lye	-	300	-	620
38040090	Resid lyes from the manufact of wood pulp,Oth than concentrate sulphite lye&Calc lignin sulphonat binder	-	1 200	-	240
38051000	Gum, wood or sulphate turpentine oils	1 857 600	13 337 382	7 908 777	53 412 683
38059000	Terpenic oils; produced by the treatment of coniferous woods, crude dipentene, sulphite turpentine and other crude para-cymene, n.e.c. in heading no. 3805	13	102 868	4	300 151
38061000	Rosin & resin acids	10 832 939	68 405 315	11 570 925	81 473 190
38062000	Salts of rosin, of resin acids or of derivatives of rosin or resin acids, other than salts of rosin adducts	-	140	-	201
38063010	Ester gums in blocks	-	17 600	-	26 077
38063090	Ester gums other than in blocks	24 511	155 015	47 321	281 696
38069090	Run gums other than in blocks	3	42 453	5	120 335
38070000	Wood tar, wood tar oils, wood creosote, wood naphtha, vegetable pitch	9	455	5	621
38085290	Other wood preserv,being prep oth surface coat cont insect/fungi subhd note1/no note1	35 541	62 729	54 393	88 042
38085910	Insecticides	176 415	568 676	116 445	418 732
38085929	Fungicides, other than in aerosol containers	-	50	-	14
38085939	Herbicides,other than in aerosol containers	205	1 067	150	684
38085940	Antisprouting products	-	140	-	31
38085950	Plantgrowth regulators	5 110	15 359	23 407	70 256
38085960	Disinfectants	204 792	892 702	308 956	1 406 683
38086110	Goods specified in Subhead Note 2 to this Chap,Mosquito repellent coils,in packings of a net weight content <= 300 g	203	30 441	309	32 135
38086120	Goods specified in Subhead Note 2 to this Chap,Mosquito repellent mats, in packings of a net weight content <= 300 g	-	13 584	-	267 160
38086130	Goods specified in Subhead Note 2 to this Chap,In aerosol cans, in packings of a net weight content <= 300 g	311	120 659	1 914	378 655
38086140	Goods specified in Subhead Note 2 to this Chap,In liquid form,in pack of net weight content<= 300g oth than 380861.10-30	-	150	-	39

Tabel 3 : Ekspor Indonesia menurut Komoditi (Kode HS 8 digit)

Oktober 2018

Kode H S	Uraian golongan barang	Berat bersih (Kg)		Nilai F.O.B. (U S \$)	
		Bulan ini	Kumulatif	Bulan ini	Kumulatif
(1)	(2)	(3)	(4)	(5)	(6)
38086150	In packings of a net weight content not exceeding 300 g, having deodorising function	-	27	-	44
38086190	Good specifd in Subhead Note 2 to this Chapt,in packing of a net weight <= 300 g,other than HS 3808.61.10 - 3808.61.50	20 861	360 570	81 213	1 553 879
38086220	Mosquito repellent coils, in packings of a net weight content exceeding 300 g but not exceeding 7.5 kg	96 815	599 862	91 086	513 193
38086230	Mosquito repellent mats, in packings of a net weight content exceeding 300 g but not exceeding 7.5 kg	-	30	-	37
38086240	Aerosol cans, in packings of a net weight content exceeding 300 g but not exceeding 7.5 kg	9 403	668 465	38 463	2 068 467
38086250	Liquid form, in packings of a net weight content exceeding 300 g but not exceeding 7.5 kg	1 663	427 037	6 356	2 249 995
38086290	Good specifd in Subhead Note 2 this Chapt,packings of a net weight content >300g but<=7.5kg,Oththan HS38086220-38086250	11 327	304 544	133 314	2 810 438
38086910	Powder for moulding into mosquito coils, in packings of a net weight content exceeding 7.5 kg	-	6 956	-	24 101
38086990	Other than powder for moulding into mosquito coils, in packings of a net weight content exceeding 7.5 kg	13 248	169 050	131 990	1 426 743
38089120	Insecticides, powder for moulding into mosquito coils	479 652	2 229 671	1 153 661	3 320 361
38089130	Insecticides in aerosol containers	23 509	491 967	55 710	1 519 763
38089140	Insecticides, mosquito repellent coils	1 954 274	21 965 012	2 310 235	26 247 296
38089150	Insecticides, mosquito repellent mats	7 059	67 815	68 142	763 179
38089190	Insecticides Other than HS 3808.91.10 - 3808.91.50	696 477	12 598 181	9 194 755	90 050 099
38089219	Fungicides, in aerosol packaging with a validamycin content exceeding 3 % by net weight	21 339	1 110 952	373 873	8 512 936
38089290	Fungicides, other than HS 3808.92.11 - 3808.92.19	86 874	1 227 302	527 826	18 921 759
38089311	Herbicides, antisprouting products & plantgrowth regulators, in aerosol packaging	98 880	135 239	217 289	600 173
38089319	Herbicides, antisprouting products & plantgrowth regulators, other than in aerosol packaging	578 296	11 799 163	6 189 443	64 343 939
38089330	Herbicides, antisprouting products & plantgrowth regulators, antisprouting products other than in aerosol packaging	6 534	103 769	93 942	1 344 103
38089420	Disinfectants other than those containing mixtures of coal tar acid & alkalis	-	1	-	4
38089490	Disinfectants other than HS 3808.94.10 - 3808.94.20	-	674	-	2 746
38089910	Wood preservatives, containing insecticides or fungicides	4 331	24 922	39 574	270 545
38089990	Other than wood preservatives, containing insecticides or fungicides	1 439 852	4 598 797	1 385 276	9 497 767
38091000	With a basis of amylaceous substances	-	1 030	-	3 893
38099110	Softening agents with a basis of amylaceous substances Of a kind used in the textile or like industries,	108 390	1 690 805	149 138	1 902 462
38099190	Finish agents,dye carrier unA basisOfAmylaceous subst of kind used in the textile/like industries,otThan softening agent	1 189 700	11 341 990	1 941 084	16 920 710
38099200	Finishing agents and dye carriers; to accelerate dyeing or fixing of dye-stuffs, other products and preparations, used in the paper industry	961 039	10 199 824	873 958	9 471 612
38099300	Finishing agents&dye carriers; to accelerate dyeing or fixing of dye-stuffs, other products&preparations, used in the leather/like (excl paper and textile) industries,	18 980	402 599	28 174	550 484
38101000	Pickling preparations for metal surfaces;soldering,brazing/welding powders&pastes consisting of metal&other materials	-	316	-	1 583
38109000	Fluxes and other auxiliary preparations; for soldering, brazing or welding, or preparations used as cores or coatings for welding electrodes or rods	75 832	669 813	98 002	1 043 247
38111900	Antiknock preparations , other than based on lead compounds	117 464	884 766	244 631	1 888 457
38112110	Additives for lubricating oils, containing petroleum oils or oils obtained from bituminous minerals for retail sale	-	1 957	-	15 054

Tabel 3 : Ekspor Indonesia menurut Komoditi (Kode HS 8 digit)

Oktober 2018

Kode H S	Uraian golongan barang	Berat bersih (Kg)		Nilai F.O.B. (U S \$)	
		Bulan ini	Kumulatif	Bulan ini	Kumulatif
(1)	(2)	(3)	(4)	(5)	(6)
38112190	Additives for lubricating oils containing petroleum oils or oils obtained from bituminous minerals not for retail sale	4 501 759	4 756 497	21 393	473 007
38112900	Additives for lubricating oils, not containing petroleum oils or oils obtained from bituminous minerals	3	90 228	100	230 574
38119010	Other than additives for lubricating oils, prevention rust or corrosion inhibitors	3 360	334 603	2 831	707 916
38119090	Other than additives for lubricating oils, that is not for prevention rust or corrosion inhibitors	41 586	314 825	235 727	1 496 638
38121000	Prepared rubber accelerators	29 198	252 051	100 552	736 800
38122000	Compound plasticisers for rubber or plastics	120 373	914 643	63 934	584 780
38123100	Anti oxidising prep & oth compound stabilisers for rubber or plastics, mixture	117 000	1 246 263	120 930	740 627
38123900	Anti oxidising prep & oth compound stabilisers for rubber or plastics, exo mixture	899 350	9 680 785	1 519 035	25 106 513
38130000	Preparations & charges for fire-extinguishers, charged fire-extinguishing grenades.	247	19 965	300	155 501
38140000	Organic composite solvents & thinners, not elsewhere specified or included, prepared paint or varnish removers.	76 464	739 037	244 206	1 842 506
38151100	The supported catalysts with nickel or nickel compounds as the active substance	71 547	981 438	83 174	1 281 634
38151200	The supported catalysts with precious metal or precious metal compounds as the active substance	152 813	461 184	12 519 979	15 896 269
38151900	The supported catalysts, other than HS 3815.11.00 - 3815.12.00	610	198 832	5 017	194 280
38159000	Reaction initiators, reaction accelerators and catalytic preparations, unsupported, n.e.c. or included	29 027	1 270 048	275 244	5 676 216
38160010	Refractory cements	54 950	1 040 021	104 633	1 622 840
38160090	Other than refractory cements	873	964 718	245	272 613
38170000	Mixed alkylbenzenes & mixed alkyl-naphthalenes, other than those of heading 27.07 or 29.02.	884 645	21 773 929	1 048 916	24 774 899
38180000	Chemical elements Doped For use in electronics, in Discs Form, wafers/similar Form, chemical Compounds Doped For use in electronic.	15 955	150 588	4 136 566	38 070 980
38190000	Hyd brake fluid & oth for hyd trnsmssion whether or not cont < 70% weight of petrolm	1 216	283 334	68 437	620 077
38200000	Anti-freezing preparations & prepared de-icing fluids.	119 897	1 504 574	198 098	2 237 656
38210010	Prepared culture media for the development of microorganisms	12	79	5 025	10 774
38210090	Other than prepared culture media for the development of microorganisms	15 200	22 400	79 800	99 300
38220010	Plates, sheets, film, foil & strip of plastics impregnated or coated with diagnostic reagents or laboratory	1	5 571	450	34 191
38220020	Paperboard, cellulose wadding & web of cellulose fibres impregnated or coated with diagnostic reagents or laboratory	-	160	-	668
38220030	Sterilisation indicator strips & tapes	348	884	755	22 486
38220090	Diagnostic/laboratory reagents on a backing prepared diagnostic/laboratory reagents Oth than HS 3822.00.10 - 3822.00.30	10 926	89 756	32 442	232 407
38231100	Stearic acid	57 397 947	543 928 222	40 054 569	414 969 532
38231200	Oleic acid	8 670 392	66 945 001	6 677 303	58 480 005
38231300	Tall oil fatty acids	-	59 605	-	135 198
38231910	Industrial monocarboxylic fatty acids, acid oils from refining , other, acid oils from refining	45 607 393	382 198 484	25 035 627	240 687 333
38231920	Industrial monocarboxylic fatty acids, acid oils from refining , other , Palm fatty acid distillate	124 590 012	1 063 414 697	58 110 655	573 726 734
38231930	Industrial monocarboxylic fatty acids, acid oils from refining other Palm kernel fatty acid distillate	6 464 759	47 205 524	4 168 496	35 982 310
38231990	Other industrial monocarboxylic fatty acids, acid oils from refining	54 354 832	562 927 742	44 964 438	557 009 618

Tabel 3 : Ekspor Indonesia menurut Komoditi (Kode HS 8 digit)

Oktober 2018

Kode H S	Uraian golongan barang	Berat bersih (Kg)		Nilai F.O.B. (U S \$)	
		Bulan ini	Kumulatif	Bulan ini	Kumulatif
(1)	(2)	(3)	(4)	(5)	(6)
38237010	Industrial fatty alcohols , In the form of wax	334 883	3 605 831	426 979	4 903 540
38237090	Industrial fatty alcohols other than in the form of wax	46 579 279	443 072 621	60 661 283	636 666 877
38241000	Prepared binders for foundry moulds or cores	141 362	1 965 978	123 667	2 222 789
38244000	Prepared additives for cements, mortars or concretes	898 989	10 264 515	647 798	6 766 612
38245000	Non-refractory mortars & concretes	47 029	1 711 476	9 050	617 458
38246000	Sorbitol other than that of subheading 2905.44	3 442 830	23 184 602	1 938 840	13 487 609
38247190	Oth mix cont halogenated, drv methane, ethane cont cfcs, pfcs, hfcs	80 691	252 496	81 169	180 727
38247490	Mixt contain halogen deriv of methane,ethane/propane oth cont hbfc<70% petro oil/bituminous mineral	-	6 400	-	12 327
38247900	Mixtures containing halogenated derivatives of methane, ethane or propane; n.e.c. in item no. 3827.7	6 000	6 009	3 630	3 843
38248200	Good specify in Subhead Note 3 this Chap,Contain polychlorinate biphenyl,polychlorinatedTerphenyl/polybrominatedBiphenyl	167	5 323	23 697	426 455
38248400	Good in Subhead Note3 this Chap, cont aldrin, camphechlor, chlordan/decone, DDT, dieldrin, endosulfan, endrin, heptachlor/mirex	-	9 068	-	38 854
38248600	Goods specified in Subheading Note 3 to this Chapter , containing pentachlorobenzene (ISO) or hexachlorobenzene (ISO)	-	110	-	40
38248800	Goods Specified In Subheading Note 3 To This Chaptter Containing Tetra,Penta,Hexa Or Octabromodiphenyl Ethers.	-	6	-	606
38249100	Mixtures of chemical, of a kind used in manufactured of foodstuff	345	67 655	1 198	263 030
38249910	Other InkRemovers, stencil correctors, other correcting fluids&correction tapes (exc those of heading 96.12),for retailer	2 300	41 651	45 992	703 557
38249930	Other Copying pastes with a basis of gelatin, whether presented in bulk/ready for use (example,paper or textile backing)	480	6 768	1 080	14 473
38249940	Composite inorganic solvents	32 224	326 358	85 218	928 817
38249950	Acetone oil	15 259	210 365	18 517	250 718
38249960	Chemical preparations containing monosodium glutamate (MSG)	531 800	3 761 788	869 090	6 446 891
38249970	Other chemical preparations, of a kind used in the manufacture of foodstuff	591 164	6 014 029	1 615 586	14 388 052
38249991	Naphthenic acids, their water insoluble salts and their esters	17 415 140	121 744 536	16 071 898	119 722 362
38249999	OthAcetone oil,ChemicalPreparations contai monosodiumGlutamate (MSG),Othchemical preparat,kind used in manufacOfFoodstuf	2 489 594	23 203 414	1 344 679	12 326 197
38252000	Sewage sludge	-	170 940	-	67 118
38253010	Clinical waste,Syringes, needles, cannulae & the like	-	92	-	3 032
38256900	Other wastes from chemical or allied industries other mainly containing organic constituents	-	32 181 731	-	41 750
38259000	Residual products of the chemical or allied industries,municipal waste; sewage sludge,oth than hs 3825.10 - 3825.69	8 979	55 005	7 763	21 640
38260021	Biodiesel,not contain petroleum oil,Coconut methyl ester (CME),With ester alkyl content 96.5% or more but <98 %	8 000 000	33 389 946	4 848 000	21 019 584
38260022	Biodiesel, not containing petroleum oil,Coconut methyl ester (CME),With ester alkyl content exceeding 98 %	82 508 515	1 164 015 493	52 682 960	769 008 663
38260090	In addition to biodiesel, containing petroleum oil	699 100	192 864 409	254 506	129 076 838
39011012	Polyethylene with a specific gravity of less than 0.94, in liquid or paste form, linear LowDensity Polyethylene (LLDPE)	798 000	1 408 987	671 380	1 221 249
39011019	Polyethylene with a specific gravity of less than 0.94 in addition to Linear Low-Density Polyethylene (LLDPE)	307 282	2 496 725	681 214	5 530 190
39011092	LowDensity Linear Polyethylene (LLDPE) other than in the form of liquid or paste	59 750	8 369 735	75 313	10 862 976

Tabel 3 : Ekspor Indonesia menurut Komoditi (Kode HS 8 digit)

Oktober 2018

Kode H S	Uraian golongan barang	Berat bersih (Kg)		Nilai F.O.B. (U S \$)	
		Bulan ini	Kumulatif	Bulan ini	Kumulatif
(1)	(2)	(3)	(4)	(5)	(6)
39011099	In addition to Linear Low-Density Polyethylene (LLDPE) & not in the form of liquid or paste	149 000	3 730 369	180 178	3 698 702
39012000	Polyethylene having a specific gravity of 0.94 or more	4 655 904	39 575 355	5 069 953	46 272 339
39013000	Ethylenevinyl acetate copolymers	105 008	880 330	175 926	1 483 283
39014000	Ethylenealphaolefin copolymers, having a specific gravity of less than 0.94	4 056 650	20 118 267	2 747 138	14 743 584
39019090	Polymers of ethylene, in primary forms,other than HS 39011012-39019040	2 944 439	19 905 844	2 001 351	14 716 855
39021030	Polypropylene, In dispersion	105	918	3 576	17 947
39021040	Polypropylene ,granules, pellets, beads, flakes, chips & similar forms	1 370 255	21 027 887	2 061 463	29 482 264
39021090	Polypropylene, other Granules, pellets, beads, flakes, chips & similar forms	1 578 277	18 044 770	1 220 645	12 987 080
39022000	Polyisobutylene	210	210	2 229	2 229
39023030	Propylene copolymers ,in the form of liquids or pastes	2	183	1	234
39023090	Propylene copolymers other than in form of liquids or pastes	952 384	7 851 361	832 080	8 109 257
39029010	Other chlorinated polypropylene of a kind suitable for use in printing ink formulation In the form of liquids or pastes	-	109	-	15 687
39029090	Polymers of propylene or of other olefins, in primary forms,Other than HS 39021030-39029010	1 550	286 483	1 937	273 428
39031110	Polystyrene , expansible , in the form of granules	7 100	110 325	14 560	232 424
39031190	Polystyrene expansible other In the form of granules	2 865	130 785	10 063	75 583
39031910	Polystyrene In dispersion other expansible	215 106	906 307	155 769	522 295
39031920	Polystyrene, granules, pellets, beads, flakes, chips & similar forms	1 900	63 966	6 331	127 279
39031990	Other Polystyrene in dispersion Granules, pellets, beads, flakes, chips & similar forms	1 711 800	10 336 553	1 575 488	11 604 426
39032090	Styreneacrylonitrile (SAN) copolymers other in/non aqueous dispersion	26 234	31 409	18 376	30 832
39033040	Acrylonitrilebutadienestyrene (ABS) copolymers, in aqueous dispersion	-	1	-	91
39033060	Acrylonitrilebutadienestyrene (ABS) copolymers, In the form of granules	1 058	18 840	4 387	48 057
39033090	Acrylonitrilebutadienestyrene (ABS) copolymers other in/non aqueous dispersion,In the form of granules	1 653 044	12 035 369	739 659	5 756 839
39039030	Polymer of styrene,in primary form,Oth than Polystyrene,SAN copolymers,ABS copolymers in dispersion	252 675	2 686 812	285 856	2 929 248
39039099	Polymer of styrene,in dispersion,oth than Impact Polystyrene of notched izod impact at 23°C <= 80 J/m	1 561 342	22 647 560	2 184 663	24 741 408
39041010	Poly(vinyl chloride), not mixed with any other substances ,homopolymers, suspension type	13 193 180	171 418 125	11 251 379	149 756 728
39041091	Poly(vinyl chloride), not mixed with any other substances, In the form of granules	-	644	-	2 191
39041092	Poly(vinyl chloride), not mixed with any other substances,in the form of powder	210 000	2 736 295	200 340	2 307 337
39041099	Poly(vinyl chloride), not mixed with any other substances, Other in the form of granules/powder	2 122 000	39 536 013	1 758 703	33 775 989
39042110	Other poly(vinyl chloride) , nonplasticised, In the form of granules	-	8	-	9 120
39042190	Other poly(vinyl chloride) Non-plasticised other in the form of granules/powder	-	377	-	645
39042210	Other poly(vinyl chloride),Plasticised , in dispersion	-	0	-	1
39042220	Other poly(vinyl chloride), plasticised , in the form of granules	366 834	5 843 849	603 916	10 425 254
39042290	Other poly(vinyl chloride) ,Plasticised , other in the from of granules/powder	27 500	365 000	57 870	793 019
39043020	Vinyl chloridevinyl acetate copolymers ,in the form of powder	-	300	-	2 688
39043090	Vinyl chloridevinyl acetate copolymers, other In the form of granules /powder	-	103 000	-	92 746
39044020	Other vinyl chloride copolymers ,in the form of powder	-	243 780	-	135 344

Tabel 3 : Ekspor Indonesia menurut Komoditi (Kode HS 8 digit)

Oktober 2018

Kode H S	Uraian golongan barang	Berat bersih (Kg)		Nilai F.O.B. (U S \$)	
		Bulan ini	Kumulatif	Bulan ini	Kumulatif
(1)	(2)	(3)	(4)	(5)	(6)
39045050	Vinylidene chloride polymers , in the form of granules	-	63 875	-	19 163
39045090	Vinylidene chloride polymers other In the form of granules/powder	-	7 700	-	17 556
39046110	Fluoropolymers, polytetrafluoroethylene ,in the form of granules	-	1	-	1
39046190	Fluoropolymers ,polytetrafluoroethylene other in the form of granules & In the form of powder	-	7 779	-	153 547
39046930	Fluoropolymers other in dispersion	25	25	50	50
39046990	Fluoropolymers , other In the form of granules & In the form of powder	-	1 010	-	3 305
39049050	Other Fluoropolymers , in the form of powder	-	80	-	373
39049090	Other Fluoropolymers in the form of powder & In the form of granules	167 400	212 560	93 887	181 541
39051200	Poly(vinyl acetate),in aqueous dispersion	247 825	3 220 959	323 345	4 097 070
39051910	Poly(vinyl acetate), other in aqueous dispersion In the form of liquids or pastes	6 340	11 602	8 796	15 764
39051990	Poly(vinyl acetate) ,other in aqueous dispersion other In the form of liquids or pastes	16 000	164 218	30 510	346 272
39052100	Vinyl acetate copolymers ,in aqueous dispersion	-	175 710	-	175 450
39052900	Vinyl acetate copolymers, other In aqueous dispersion	12 000	24 262	40 150	81 110
39053010	Poly(vinyl alcohol), whether or not containing unhydrolysed acetate groups , in dispersion	5 152	41 952	4 423	35 745
39053090	Poly(vinyl alcohol), whether or not containing unhydrolysed acetate groups,other in dispersion	860	88 860	4 203	84 048
39059190	Poly(vinyl alcohol), whether or not containing unhydrolysed acetate groups,Copolymers other in dispersion	-	1 694	-	12 947
39059990	Other copolymers than HS 3905.99.10 - 3905.99.20	-	7 319	-	32 911
39061010	Poly(methyl methacrylate),in dispersion	95 600	2 406 000	106 243	2 584 133
39061090	Poly(methyl methacrylate), other In dispersion	244 958	1 503 744	225 969	1 844 362
39069020	Other Poly(methyl methacrylate) In dispersion	2 381 466	39 037 405	3 141 024	46 558 784
39069092	Sodium polyacrylate other in dispersion	3 053 747	24 888 655	4 894 489	39 253 461
39069099	Other Sodium polyacrylate not in dispersion	1 027 748	13 076 231	1 545 394	20 170 924
39071000	Polyacetals	57 334	106 857	50 052	185 570
39072010	Other polyethers , polytetramethylene ether glycol	29 980	648 794	67 596	1 201 412
39072090	Other polyethers Other than polytetramethylene ether glycol	69 218	723 896	81 620	1 645 034
39073020	Epoxide resins, of a kind used for coating, in powder form	-	12 135	-	30 903
39073030	Epoxide resins, in the form of liquids or pastes	60 246	269 931	40 308	415 066
39073090	Other epoxide resins in oth form	88 502	1 110 029	226 463	2 665 667
39074000	Polycarbonates	73 295	3 131 682	106 103	4 121 226
39075010	Alkyd resins,in the form of liquids or pastes	905 615	8 127 004	1 235 018	11 305 729
39075090	Alkyd resins in oth form, except liquids or pastes	338 750	6 999 361	513 594	9 657 071
39076100	Poly(ethylene terephthalate) ,having a viscosity number of 78 ml/g or higher	17 677 645	152 637 617	24 226 050	192 009 477
39076910	Other poly(ethylene terephthalate) Having a viscosity number of 78 ml/g or lower, in the form granules	590 280	6 415 164	428 927	5 116 475
39076990	Other poly(ethylene terephthalate) Having a viscosity number of 78 ml/g or lower in oth form	10 880 435	125 616 146	11 102 414	124 056 479
39077000	Poly(lactic acid)	0	0	2	2
39079120	Other polyesters, unsaturated, in granules & similar forms	120	35 161	372	36 071
39079130	Other polyesters ,unsaturated, in the form of liquids or pastes	-	10 660	-	33 198
39079190	Other polyesters,unsaturated , in oth form	1 236 520	5 516 890	1 928 598	8 664 646
39079940	Other polyesters, saturated, of a kind used for coating, in powder form	20 603	95 282	100 988	456 724
39079990	Other polyesters saturated other form	2 603 365	21 191 136	3 296 059	25 079 466
39081010	Polyamides in primary forms, polyamide-6	1 238 455	8 253 173	2 014 294	14 630 449
39081090	Polyamides in primary forms, polyamide -11,-12,-6,6,-6,9,-6,10 or -6,12	441 829	1 784 161	508 664	2 241 705
39089000	Polyamides; n.e.c. in heading no. 3908, in primary forms	5 760	52 884	17 606	92 300
39091010	Urea resins, thiourea resins, moulding compounds	1	356	5	1 733

Tabel 3 : Ekspor Indonesia menurut Komoditi (Kode HS 8 digit)

Oktober 2018

Kode H S	Uraian golongan barang	Berat bersih (Kg)		Nilai F.O.B. (U S \$)	
		Bulan ini	Kumulatif	Bulan ini	Kumulatif
(1)	(2)	(3)	(4)	(5)	(6)
39091090	Urea resins, thiourea resins , other moulding compounds	1 033 632	9 612 026	892 052	6 940 029
39092010	Melamine resins , moulding compounds	61 370	1 128 360	137 255	2 199 757
39092090	Melamine resins other moulding compounds	137 810	1 226 829	197 377	1 990 246
39093100	Amino-resins; n.e.c. in heading no. 3909, in primary forms, poly(methylene phenyl isocyanate) (Crude MDI, polymeric MDI)	206 400	1 670 266	598 198	4 182 922
39093910	Other poly(methylene phenyl isocyanate) (crude MDI, polymeric MDI), moulding compounds	-	3	-	9
39093999	Other moulding compounds, not glyoxal monourein resin	761	69 566	975	110 178
39094010	Phenolic resins ,moulding compounds other than phenol formaldehyde	-	5 107	-	23 965
39094090	Phenolic resins , oth than moulding compounds other than phenol formaldehyde	426 580	5 410 422	923 777	11 136 233
39095000	Polyurethanes	376 341	2 294 970	1 063 786	6 123 923
39100020	Silicones in primary forms in dispersion & solutions	13 674	931 281	32 081	1 455 366
39100090	Silicones in primary forms other than in dispersion & solutions	447 956	2 262 813	817 943	3 693 995
39111000	Petroleum resins, coumarone, indene or coumaroneindene resins & polyterpenes	180	10 700	2 115	25 264
39119000	Polysulphides, polysulphones and oth product specified in Note 3 to this Chapter	47 890	560 239	81 290	730 640
39122011	Cellulose nitrates (including collodions) ,nonplasticised ,waterbased semifinished nitrocellulose	40	908	60	1 655
39122019	Cellulose nitrates (including collodions) ,nonplasticised oth than water-based semi-finished nitrocellulose	101 242	987 332	217 860	2 250 661
39123100	Cellulose ethers ,carboxymethylcellulose & its salts	7 250	136 191	21 179	418 722
39123900	Cellulose ethers other carboxymethylcellulose & its salts	1 796	26 454	17 669	136 069
39129020	Other cellulose, in the form of granules oth head 3912.10-30	-	36	-	94
39129090	Other cellulose, in oth form except head 3912.10-30	1 325	29 544	6 612	184 578
39131000	Alginic acid, its salts & esters	-	220	-	4 651
39139020	Other alginic acid, its salts & esters, chemical derivatives of natural rubber	-	5 119	-	25 318
39139030	Other alginic acid, its salts & esters, starchbased polymers	-	21 764	-	56 511
39139090	Other Alginic acid, its salts & esters, oth than HS 3913.90.10 - 3913.90.30	81 515	499 933	2 710 225	7 095 667
39140000	Ionexchangers based on polymers of headings 39.01 to 39.13, in primary forms.	-	3 626	-	39 412
39151090	Waste, parings & scrap, of plastics, Of polymers of ethylene ,of rigid cellular products	7 138 831	50 876 833	2 328 761	16 626 305
39152090	Waste, parings & scrap, of plastics, Of polymers of styrene,of rigid cellular products	15	9 935	5	6 148
39153090	Waste, parings & scrap, of plastics, Of polymers of vinyl chloride,of rigid cellular products	-	97 328	-	25 548
39159000	Waste, parings & scrap, of oth plastics	2 735 714	28 385 040	2 154 212	18 650 642
39161010	Monofilament of polymers of ethylene	-	46 826	-	237 928
39161020	Rods, sticks & profile shapes of polymers of ethylene ,	22 621	88 236	78 032	324 454
39162010	Monofilament of polymers of vinyl chloride ,	41 309	345 467	225 149	1 693 082
39162020	Rods, sticks & profile shapes of polymers of vinyl chloride ,	25 251	296 687	88 966	1 153 749
39169041	Monofilament of other plastics ,of hardened proteins	18	1 352	309	10 425
39169042	Rods, sticks & profile shapes of other plastics ,of hardened proteins	9	359	75	934
39169050	Other plastics except monofilament hardened proteins, of vulcanised fibre	46 538	267 533	191 149	1 120 475
39169070	Monofilament of oth plastics, of other addition polymerisation products	445 663	4 948 363	946 458	10 989 143
39169091	Monofilament of other plastics, oth than head 3916.90.41-80	16 447	187 965	122 774	1 643 725
39169092	Rods, sticks & profile shapes of other plastics, oth than head 3916.90.41-80	36 997	272 676	221 799	1 627 405
39171010	Artificial guts (sausage casings) of hardened protein or of cellulosic materials ,of hardened proteins	27	84	880	1 196

Tabel 3 : Ekspor Indonesia menurut Komoditi (Kode HS 8 digit)

Oktober 2018

Kode H S	Uraian golongan barang	Berat bersih (Kg)		Nilai F.O.B. (U S \$)	
		Bulan ini	Kumulatif	Bulan ini	Kumulatif
(1)	(2)	(3)	(4)	(5)	(6)
39171090	Artificial guts (sausage casings) of hardened protein or of cellulosic materials other of hardened proteins	4 224	111 142	10 262	285 620
39172100	Tubes, pipes & hoses, rigid, of polymers of ethylene	33 225	552 195	78 489	1 356 883
39172200	Tubes, pipes & hoses, rigid, of polymers of propylene	969 937	8 294 734	2 922 658	28 514 935
39172300	Tubes, pipes & hoses, rigid, of polymers of vinyl chloride	10 636	491 222	32 084	423 261
39172911	Tubes, pipes/hoses, rigid, other plastic, further worked than merely surface worked, other addition polymerisation product	20 342	147 933	26 298	240 939
39172919	Tubes, pipes & hoses, rigid, of other plastics, further worked than merely surface worked oth than 3917.29.12	186 086	801 997	297 135	1 784 930
39172921	Tube, pipe/hose, rigid, oth plastic, unfurther worked thn merely surface worked, of other addition polymerisation products	-	1	-	5
39172925	Tube, pipe/hose, rigid, oth plastic, unfurther worked thn merely surface work, of oth condensation/rearrange polymer prod	-	4 334 904	-	11 316 850
39172929	Tube, pipe/hose, rigid, oth plastic, unfurther worked thn merely surface work other than HS 3917.29.21 - 3917.29.25	76 322	730 849	185 177	3 423 939
39173111	Flexibletube, pipe&hoses, a min burst pressure 27.6Mpa, of addition polymerisation prod	-	48 409	-	84 564
39173119	Flexible tubes, pipes&hoses, a min burst pressure 27.6Mpa, further worked than merely surface worked, exc HS 3917.31.11-12	19	30 221	655	44 759
39173121	Oth Flexible tubes, pipes&hoses, having a min burst pressure of 27.6 Mpa, of addition polymerisation products	-	178	-	98 883
39173129	Flex tube, pipe&hose, hav a min burst pressure of 27.6Mpa, unfurther worked than merely surface worked, oth than 3917.31.21-25	22	2 167	150	1 240
39173210	Sausage or ham casings	-	96	-	2 136
39173220	Thermoplastic hoses for gas stove	-	1	-	90
39173291	Ot. flx. tub, pip&hos, not reinfrcd/ if not comb. w. ot. mat. w/ o fitt's, of add. p' mer. prd. p' nol rsn/ amin rsn, chem deriv. of nat. rub	224	1 525	6 660	52 163
39173292	Oth. tube, pipe and hose, unreinforced or o. wise combined w oth material, w o fitt's, Further worked than merely surf. worked	1 659	21 671	10 520	64 287
39173295	Oth tube, pipe&hose, unfurther work than merely surface worked, of oth condensation/rearrangement polymerisation products	-	52	-	39
39173299	Oth tube, pipe&hose, unfurther work than merely surface worked, oth thn 3917.32.93-95	41 375	286 666	146 336	1 319 378
39173310	Oth Flex tube, pipe&hose, not reinforced/ othwise combn w oth materials, w fittings, further worked thn merely surface worked	7 484	75 391	74 491	742 366
39173392	Oth Flex tube, pipe&hose, not reinforced/ othwise combn w oth materials, w fittings, of condens/rearrangemnt polymer prod	-	2	-	3
39173399	Oth flex tube, pipe&hose, unreinforced/ othwise comb w oth materials, w/ o fittings, further worked thn merely surface worked	7 025	75 356	74 469	832 508
39173911	Other tube, pipe&hose, Further worked than merely surface worked, Of addition polymerisation products, of vulcanised fibre	-	0	-	6
39173912	Oth tube, pipe&hose, further work. than merely surf. worked., of phenolic/ amino resins, of chem. derivat. of natural rubber	-	51	-	1 350
39173913	Oth tube, pipe&hose, Further work than merely surf. work, of cellu nitrat/ acetate& oth cheml derivats of cellu., plasticised	673	7 410	904	10 051
39173919	Other tube, pipe&hose, Further worked than merely surface worked oth than 1917.39.11-13	2 442	9 518	44 872	234 656
39173991	Other tubes, pipes and hoses, of addition polymerisation products, of vulcanised fibre	-	1	-	74
39173993	Other tubes, pipes and hoses, of other condensation or rearrangement polymerisation products	1	273	20	267
39173999	Other tubes, pipes and hoses other than 3917.39.91-94	9 764	94 438	21 874	104 489
39174000	Fittings	36 398	750 255	644 761	7 652 933
39181011	Floor coverings of polymers of vinyl chloride in the form of tiles	478	36 083	552	8 247
39181019	Floor coverings of polymers of vinyl chloride in the form of rolls	12	10 590	67	24 967

Tabel 3 : Ekspor Indonesia menurut Komoditi (Kode HS 8 digit)

Oktober 2018

Kode H S	Uraian golongan barang	Berat bersih (Kg)		Nilai F.O.B. (U S \$)	
		Bulan ini	Kumulatif	Bulan ini	Kumulatif
(1)	(2)	(3)	(4)	(5)	(6)
39181090	Cover the walls or ceiling of polymers of vinyl chloride	18 211	94 358	21 734	215 378
39189011	Floor coverings of polyethylene in the form of tiles	-	1 085	-	1 525
39189013	Floor coverings of polyethylene in the form of rolls	360	2 460	142	3 690
39189016	Floor coverings of vulcanised fibre	25	1 206	20	2 637
39189019	Floor coverings, other than 3918.90.11-16	10 736	75 537	61 502	433 244
39189091	Cover the walls or ceiling of polyethylene	-	23 732	-	54 062
39189099	Cover the walls or ceiling of other plastics oth than 3918.90.91-94	271 855	2 373 168	747 892	6 502 774
39191010	Self-adhesive plates,sheets,film,foil,tape,strip&oth flat shapes,of polymers of vinyl chloride in rolls of a width?20cm	2 864	27 703	18 027	143 471
39191020	Self-adhesive plates,sheets,film,foil,tape,strip&oth flat shapes,of polyethylene in rolls of a width?20cm	37 881	1 068 339	24 611	938 855
39191091	Self-adhes.plates, shts, film, foil, tape, strip&ot.flat shps, of hardened protein/chem deriv of nat.rubber inrolls, width?20cm	30	292	214	3 674
39191092	Self-adhesive plate,sheet,film,foil,tape &strip,width=<20cm,oth plastics	421	421	5 819	5 819
39191099	Self-adhesive plates,sheets,film,foil,tape,strip&oth flat shapes,of other plastic in rolls of a width?20cm	1 754 258	17 385 379	5 602 909	53 425 211
39199010	Self-adhesive plates,sheets, film, foil, tape, strip and other flat shapes, of polymers of vinyl chloride, not in rolls.	49 684	449 700	360 450	3 019 136
39199020	Self-adhesive plates, sheets, film, foil, tape, strip and other flat shapes, of hardened proteins, not in rolls.	-	64 456	-	213 975
39199091	Self-adhesive plates,sheets,film,foil,tape,strip&oth flat shapes,of chemicalderivatives of natural rubber,not in rolls.	72 254	537 649	115 650	942 291
39199092	Self-adhesive plate,sheet,film,foil,tape &strip,width>=20cm, oth plastics	1 819	6 696	11 435	43 250
39199099	Self-adhesive plates, sheets, film, foil, tape, strip and other flat shapes, not in rolls, except HS 3919.90-92	178 663	1 171 932	1 737 632	10 524 629
39201011	Plates&sheets,of polymers of ethylene,unreinforced,laminated,supported or similarly combined with other materials,rigid	32	238 024	480	435 754
39201019	Plates&sheets,of polymers of ethylene,unreinforced,laminated,supported or similarly combined with oth materials,unrigid	3 105 361	30 037 959	5 792 625	56 057 655
39201090	Film,foil and strip,of polymers of ethylene,unreinforced,laminated,supported or similarly combined with other materials.	1 285 307	10 081 040	2 385 803	19 712 775
39202010	Biaxially oriented polypropylene (BOPP) film	3 500 702	41 164 239	9 160 497	103 869 145
39202091	Plates&sheets,of polymers of propylene,unreinforced,laminated, supported or similarly combined with other materials.	1 164 691	10 046 579	2 159 743	18 951 310
39202099	film,foil&strip,of polymers of propylene,unreinforced,laminated, supported or similarly combined with other materials.	1 067 928	11 184 718	1 988 423	21 169 671
39203020	Acrylonitrile butadiene styrene (ABS) sheets of a kind used in the manufacture of refrigerators	63 808	1 140 539	168 992	3 211 628
39203091	Plates&sheets,of styrene polymers&unreinforced,laminated,supported or similarly combined with other materials,rigid.	-	971	-	1 321
39203092	Plates&sheets,of styrene polymers&unreinforced,laminated,supported or similarly combined with other materials,unrigid.	-	1 766	-	8 115
39203099	Film,foil&strip,of polymers of styrene&unreinforced,laminated,supported or similarly combined with other materials.	27 268	176 121	224 855	1 100 663
39204310	Plates and sheets, of polymers of vinyl chloride, containing by weight not less than 6 % of plasticisers	16 910	137 548	44 030	489 702

Tabel 3 : Ekspor Indonesia menurut Komoditi (Kode HS 8 digit)

Oktober 2018

Kode H S	Uraian golongan barang	Berat bersih (Kg)		Nilai F.O.B. (U S \$)	
		Bulan ini	Kumulatif	Bulan ini	Kumulatif
(1)	(2)	(3)	(4)	(5)	(6)
39204390	Film, foil and strip, of polymers of vinyl chloride, containing by weight not less than 6 % of plasticisers	30 975	272 358	67 468	599 738
39204900	Plates, sheets, film, foil&strip, of vinyl chloride polymers&unreinforced, laminated, supported/similar combined w oth material	88 925	581 854	269 746	1 750 542
39205111	Plates&sheets, of poly(methyl methacrylate)&unreinforced, laminated, supported/similarly combined with oth materials, rigid	632 756	8 370 267	2 078 538	27 317 517
39205119	Plates&sheets, of poly(methyl methacrylate)&unreinforced, laminated, supported/similarly combined w oth materials, unrigid	1 418 242	15 663 731	5 242 901	57 723 897
39205190	Film, foil&strip, of poly(methyl methacrylate)&unreinforced, laminated, supported/similarly combined with other materials.	53 000	528 600	41 650	451 975
39205911	Plts&sheets, of acrylic polym exc methylmethacrylate&unreinfrcd, laminat, support/similarly combin w ot.materials, rigid	48 024	389 584	183 553	1 379 644
39205990	Film, foil&strip, of oth acrylic polymers exc methylmethacrylate&unreinforced, laminated, supported/combined w oth materials.	249	60 490	3 570	247 412
39206110	Plates and sheets, of polycarbonates and not reinforced, laminated, supported or similarly combined with other materials.	317 121	3 818 842	1 482 842	17 014 935
39206190	Film, foil and strip, of polycarbonates and not reinforced, laminated, supported or similarly combined with other materials.	-	1 054	-	20 668
39206210	Plates&sheets, of poly(ethylene terephthalate)&unreinforced, laminated, supported/similarly combined with other materials.	1 253 009	7 669 999	2 711 212	14 029 813
39206290	Film, foil&strip, of poly(ethylene terephthalate)&unreinforced, laminated, supported/similarly combined with oth materials.	684 143	18 470 398	2 163 879	58 611 152
39206910	Plates&sheets, of oth polyesters, noncellular&unreinforced, laminated, supported/similarly combined with other materials.	39 955	681 621	87 871	881 485
39206990	Film, foil&strip, of oth polyesters, noncellular&unreinforced, laminated, supported/similarly combined with other materials.	993 401	9 314 860	2 552 940	23 528 042
39207110	Cellophane film	-	520	-	264
39207191	Printed sheets, of regenerated cellulose, noncellular&unreinforced, laminated, supported/similarly combined w oth materials.	-	200	-	1 255
39207199	Plates, foil&strip, of regenerated cellulose, noncellular&unreinforced, laminated, supported/similar combined w oth materials.	2	93	10	2 428
39207910	plate, sheet, film, foil&strip, of nitrocellulose, laminated, supported/similarly combined w oth materials.	-	26	-	189
39209110	Film of a kind used in safety glass, of a thickness exceeding 0.38 - 0.76 mm, and of a width not exceeding 2 m	2 425	31 222	1 618	116 108
39209199	Oth Film, foil&strip, of poly(vinylbutyral), laminated, supported/similarly combined w oth materials.	-	21 026	-	12 289
39209210	Oth plates, sheets, film, foil&strip, of polyamides-6, noncellular&unreinforced, laminated, supported/combined w oth materials.	1 359 042	13 486 000	5 379 549	54 350 820
39209291	Plates&sheets, of polyamides6, noncellular&unreinforced, laminated, supported/similarly combined with other materials.	-	412	-	4 846

Tabel 3 : Ekspor Indonesia menurut Komoditi (Kode HS 8 digit)

Oktober 2018

Kode H S	Uraian golongan barang	Berat bersih (Kg)		Nilai F.O.B. (U S \$)	
		Bulan ini	Kumulatif	Bulan ini	Kumulatif
(1)	(2)	(3)	(4)	(5)	(6)
39209299	oth Film, foil&strip, of polyamides6, noncellular&unreinforced, laminated, supported/similarly combined with other materials.	-	439	-	6 558
39209390	Film, foil&strip, of aminoresins, noncellular&unreinforced, laminated, supported/similarly combined with oth materials.	-	161	-	451
39209491	Plates&sheets, of phenolicresins, noncellular&unreinforced, laminated, supported/similarly combined with other materials.	-	12	-	1 265
39209499	Film, foil&strip, of phenolicresins, noncellular &unreinforced, laminated, supported/similarly combined with other materials.	-	50	-	330
39209910	Ot.plt,sht,film,foil&strip,of hrdnedprot.,chem.deriv of nat.rubber,noncell&unreinfrcd&laminat,suprt/smlr comb. w.ot.mat.	-	3 276	-	528
39209921	Plates&sheets, of addition polymerisationproducts, noncellular&unreinforced, laminated, supported/combined w oth materials.	-	271	-	705
39209929	Film, foil&strip, of addition polymerisationproducts, noncellular&unreinforced, laminated, supported/combined w oth material.	-	908	-	30 594
39209990	Oth plates, sheets, film, foil&strip, of oth plastics, noncellular&unreinforced, laminated, supported/combined w oth materials.	70	12 533	3 834	142 800
39211120	Other plates, sheets, film, foil and strip, of polymers of styrene, cellular, rigid	6	911	10	3 638
39211191	Plates and sheets, of polymers of styrene, cellular, not rigid	3 171	13 742	22 661	85 685
39211192	Film, of polymers of styrene, cellular, not rigid	-	10	-	106
39211199	Foil and strip, of polymers of styrene, cellular, not rigid	-	57 354	-	232 922
39211200	Plastics; plates, sheets, film, foil and strip, of polymers of vinyl chloride, cellular	86 995	915 208	177 411	1 850 581
39211310	Other plates, sheets, film, foil and strip, of polyurethanes, cellular, rigid	22 975	259 086	227 875	2 280 073
39211391	Plates and sheets, of polyurethanes, cellular, not rigid	-	1 193	-	14 714
39211399	Foil and strip, of polyurethanes, cellular, not rigid	957	21 922	186 081	1 772 069
39211492	Film, of regenerated cellulose, cellular, not rigid	-	15	-	77
39211920	Other plates, sheets, film, foil and strip, of other plastics, cellular, rigid	1 733	12 500	20 924	146 788
39211991	Plates and sheets, of other plastics, cellular, not rigid	-	85 267	-	305 890
39211992	Film, of other plastics, cellular, not rigid	580	95 461	515	423 053
39211999	Foil and strip, of other plastics, cellular, not rigid	903 559	7 057 734	3 379 021	25 857 472
39219010	Other plates, sheets, film, foil and strip, cellular, of vulcanised fibre	1	11 486	30	24 959
39219020	Other plates, sheets, film, foil and strip,cellular, of hardened proteins	49 561	777 943	189 699	2 574 915
39219030	Other plates, sheets, film, foil and strip, cellular, of chemical derivatives of natural rubber	-	80	-	20
39219041	Plates and sheets, of condensation or rearrangement polymerisation products, cellular	13 730	107 127	34 898	388 642
39219042	Film, of condensation or rearrangement polymerisation products, cellular	-	3	-	2
39219043	Textile laminated strip, of condensation or rearrangement polymerisation products, cellular	-	1	-	7
39219049	Other foil and strip, of condensation or rearrangement polymerisation products, cellular	-	5 618	-	9 337
39219060	Other plates, sheets, film, foil and strip, of other cellulose or its chemical derivatives, cellular	-	23	-	40
39219090	Other plates, sheets, film, foil and strip, of other cellulose or its chemical derivatives, cellular	2 209 552	20 581 669	6 263 444	60 372 096

Tabel 3 : Ekspor Indonesia menurut Komoditi (Kode HS 8 digit)

Oktober 2018

Kode H S	Uraian golongan barang	Berat bersih (Kg)		Nilai F.O.B. (U S \$)	
		Bulan ini	Kumulatif	Bulan ini	Kumulatif
(1)	(2)	(3)	(4)	(5)	(6)
39221011	Bathtubs having rectangular or oblong interior shape of plastics	-	395	-	4 845
39221019	Shower-baths of plastics	103	12 062	44	40 357
39221090	Sinks and wash-basins, of plastics	6 105	62 899	41 514	359 351
39222000	Lavatory seats and covers of plastics	9 196	99 698	78 484	987 598
39229011	Parts of flushing cisterns, of plastics	-	540	-	54
39229012	Flushing cisterns equipped with their mechanisms, of plastics	-	1 661	-	912
39229019	Lavatory pans, and urinals, of plastics	16 636	43 868	6 852	18 505
39229090	Similar sanitary ware, of plastics	8 390	77 665	10 718	133 602
39231010	Cases for film, tape and optical discs, of plastics	265 203	2 366 742	1 407 990	12 700 788
39231090	Boxes, crates and similar articles, of plastics	482 824	4 272 666	3 039 791	28 304 477
39232111	EthylenePolymersAseptic bags,reinforced w aluminiumfoil(exc retort pouches),width?315mm&length?410mm,merge a sealedGland	447 657	3 552 159	677 481	5 575 762
39232119	EthylenePolymersAseptic bags,reinforced w aluminiumfoil (exc retort pouches),width?315mm&length?410mm,not sealed gland	2 276 160	19 152 525	3 894 702	34 288 713
39232191	Aseptic bags unreinforced w aluminiumfoil (exc retort pouches),width?315 mm&length?410mm,incorporating a sealed gland	50 225	268 973	206 616	1 439 735
39232199	Aseptic bags unreinforced w aluminiumfoil(exc retort pouches),width?315 mm&length?410mm,not incorporating a sealed gland	6 955 372	59 134 198	11 051 591	91 049 990
39232910	Aseptic bags of oth plastics,reinforced or not with aluminium foil,width?315mm&length?410mm,incorporating a sealed gland	43 697	1 466 923	44 888	2 146 697
39232990	AsepticBags of oth plastics,reinforced/not w aluminiumfoil (exc retort pouches),width?315mm&length?410mm,not SealedGland	1 401 223	19 279 571	3 114 780	29 782 510
39233020	Multi-layer fibreglass reinforced containers, for compressed or liquefied gas	-	5 370	-	59 153
39233090	Carboys, bottles, flasks and similar articles	274 025	2 357 949	772 529	9 686 489
39234010	Spools, cops, bobbins and similar supports, suitable for use with the machines of heading 84.44, 84.45 or 84.48	8 574	92 341	73 718	296 363
39234090	Other spools, cops, bobbins and similar supports	50 041	448 988	192 939	1 268 634
39235000	Stoppers, lids, caps and other closures	283 594	2 828 973	3 045 130	30 149 634
39239010	Toothpaste tubes	-	108 194	-	721 104
39239090	Other articles for the conveyance or packing of goods, of plastics	1 812 972	11 828 951	7 000 870	47 938 821
39241010	Tableware and kitchenware, of melamine	1 360	255 115	4 988	839 166
39241090	Tableware and kitchenware, of plastics	360 234	4 022 431	2 232 762	22 311 964
39249010	Bed pans, urinals (portable type) or chamber-pots, of plastics	-	12 715	-	44 597
39249020	Nipple former, breastshells, nipple shields, hand expression funnel	2 193	2 760	23 853	29 574
39249030	Supplementary feeding system for babies	-	67 412	-	1 280 385
39249090	Other household articles, of plastics	634 568	4 994 218	2 051 853	16 599 439
39251000	Reservoirs, tanks, vats and similar containers, of a capacity exceeding 300 l, of plastics	24 635	376 721	102 592	1 068 999
39252000	Doors, windows and their frames and thresholds for doors, of plastics	9 385	103 570	6 602	143 936
39253000	Shutters, blinds (including Venetian blinds) and similar articles and parts thereof, of plastics	58 866	465 403	634 888	5 098 258
39259000	Plastics; builders' ware, n.e.c. or included in heading no. 3925	208 566	1 920 212	1 168 013	10 676 880
39261000	Office or school supplies, of plastics	420 855	4 162 326	1 683 507	17 738 120
39262060	Articles of apparel used for protection from chemical substances, radiation or fire	5	116	60	2 969
39262090	Articles of clothing accessories (including gloves, mittens & mitts)	60 532	1 199 192	1 012 414	15 414 902
39263000	Fittings for furniture, coachwork or the like	18 880	134 373	202 594	1 889 999

Tabel 3 : Ekspor Indonesia menurut Komoditi (Kode HS 8 digit)

Oktober 2018

Kode H S	Uraian golongan barang	Berat bersih (Kg)		Nilai F.O.B. (U S \$)	
		Bulan ini	Kumulatif	Bulan ini	Kumulatif
(1)	(2)	(3)	(4)	(5)	(6)
39264000	Statuettes and other ornamental articles	83 871	760 639	417 653	3 138 612
39269010	Floats for fishing nets	100	1 957	608	11 817
39269020	Fans and handscreens, frames and handles thereof, and parts thereof	31 309	264 022	107 835	949 250
39269032	Plastic moulds with denture imprints	-	272	-	5 361
39269039	Hygienic, medical and surgical articles oth plastic moulds with denture imprints	33 757	284 500	402 162	2 673 913
39269042	Protective masks for use in welding and similar work	3	5 568	58	8 101
39269044	Life saving cushions for the protection of persons falling from heights	23	252	4 754	18 794
39269049	Other safety and protective devices	12 825	107 112	81 118	697 370
39269053	Transmission or conveyor belts or belting	2 565	44 849	81 923	1 224 746
39269055	Plastic J-hooks or bunch blocks for detonators	2	486	13	11 780
39269059	Other articles for industrial uses	226 472	4 295 777	1 301 508	13 452 344
39269060	Point of poultry feeders	16 986	146 849	43 186	407 376
39269070	Padding for articles of apparel or clothing accessories	87	556	702	5 282
39269081	Cards for shoe lasts	21 585	63 741	193 155	879 694
39269082	Cards for prayer beads	3	3 403	416	11 175
39269089	Cards for jewellery or other small objects of personal adornment	3 940	49 545	27 050	494 936
39269091	Point of a kind used for grain storage	63	6 366	10 560	51 742
39269092	Empty capsules of a kind suitable for pharmaceutical use	16	19 920	270	128 921
39269099	Other articles of plastics & other materials of headings 39.01 to 39.14. oth than 3926.10.00-3926.90.92	667 794	6 644 830	5 047 240	48 699 158
40011011	Centrifuged concentrate rubber latex, exceeding 0.5 % by volume of ammonia content	570 000	4 630 829	717 780	6 591 879
40011019	Non centrifuged concentrate rubber latex, exceeding 0,5 % by volume of ammonia content	7	155	8	933
40011021	Centrifuged concentrate rubber latex, not exceeding 0.5 % by volume of ammonia content	-	161	-	637
40011029	Centrifuged concentrate oth than rubber latex, not exceeding 0.5 % by volume of ammonia content	-	12	-	51
40012110	RSS Grade 1	6 225 733	55 895 435	9 306 837	91 882 851
40012120	RSS Grade 2	40 320	40 320	52 416	52 416
40012130	RSS Grade 3	-	146 448	-	221 411
40012190	Smoked sheets, Other RSS, except Grade 1 to 5	-	479 496	-	686 179
40012210	TSNR 10	9 133 285	104 993 315	12 226 661	149 060 295
40012220	TSNR 20	198 560 081	2 221 592 399	265 176 868	3 141 209 648
40012230	TSNR L	18 900	309 960	29 145	540 841
40012240	TSNR CV	1 411 200	17 604 720	1 971 146	26 829 021
40012290	Other TSNR	221 760	4 130 280	305 012	5 991 773
40013020	Jelutong in primary forms	18 000	90 000	156 600	783 000
40013090	Balata, guttapercha, guayule, chicle & similar natural gums not in primary forms	18 008	500 899	42 486	1 240 985
40021100	Styrene-butadiene rubber,Carboxilated styrene-butadiene rubber,in latex form	2 854 800	30 121 404	2 969 284	30 244 356
40021910	SBR,XSBR,in primary forms/in vulcanised, uncompound plates,sheets/strips	15 077	97 975	133 945	991 155
40021990	Styrene-butadiene rubber,Carboxilated styrene-butadiene rubber,in other form	342 785	1 771 098	940 995	3 800 451
40022010	Synthetic rubber, Butadiene rubber (BR) in primary forms	-	6 369	-	20 929
40022090	Synthetic rubber, Butadiene rubber (BR) other than in primary forms	68	72 231	2 540	156 814
40023190	Isobutene-isoprene (butyl) rubber (IIR), in other process	-	6	-	44
40023990	Halo-isobutane-isoprene (butyl) rubber (CIIR/BIIR), in other process	3	7 232	17	18 659
40024100	Chloroprene (chlorobutadiene) rubber(CR) , in latex form	-	5 232	-	23 021
40024990	Chloroprene (chlorobutadiene) rubber(CR) in other form	-	1	-	4

Tabel 3 : Ekspor Indonesia menurut Komoditi (Kode HS 8 digit)

Oktober 2018

Kode H S	Uraian golongan barang	Berat bersih (Kg)		Nilai F.O.B. (U S \$)	
		Bulan ini	Kumulatif	Bulan ini	Kumulatif
(1)	(2)	(3)	(4)	(5)	(6)
40025910	Rubber; synthetic, acrylonitrile-butadiene rubber (NBR), (other than latex), in primary forms	-	35 700	-	46 410
40025990	Acrylonitrile-butadiene rubber (NBR), in other form	-	0	-	143
40026010	Isoprene rubber (IR) in primary forms	-	6	-	298
40027010	Ethylene-propylene-non-conjugated diene rubber (EPDM), in primary forms	-	1 902	-	5 735
40027090	Ethylene-propylene-non-conjugated diene rubber (EPDM), in other forms	24 142	37 418	47 958	84 272
40028010	Mixture of natural rubber latex with syntetic rubber latex	1 189 440	35 553 028	1 541 557	50 553 761
40028090	Other mixtures of any product of heading 40.01 with any product of this heading	6 975 360	66 165 191	9 665 213	93 776 535
40029990	Oth synthetic rubber & factice derived from oils in other form	596	2 117	3 796	10 282
40030000	Reclaimed rubber in primary forms or in plates, sheets or strip.	552 934	5 537 293	461 709	4 649 762
40040000	Waste, parings & scrap of rubber (other than hard rubber) & powders & granules obtained therefo	338 000	4 134 510	71 484	1 054 692
40051010	Compounded of natural gums with carbon black/silica,unvulcanised,in primary fo	1 021 040	8 565 408	2 820 343	20 860 718
40051090	Compounded other rubber with carbon black/silica,unvulcanised,in primary fo	634 598	11 646 556	1 157 859	21 481 417
40052000	Compounded rubber, unvulcanised, solutions, dispersions other than those of subheading 4005.10	2 400	64 631	7 941	203 697
40059190	Compounded rubber o.t natural gums,unvulcanised,exc solutions&uncompounded w/ carbonblack/silica,in plates,sheets/strip	342	42 437	2 589	134 092
40059910	Compounded rubber, lateks, unvulcanised, oth thn solutions & uncompounded with carbon black or silica,in primary forms	3 902	11 696	3 598	10 771
40059990	Natural rubber compounded with substances oth thn carbon/silica,unvulcanised,in primary forms,oth thn 40059910&40059990	35	999	457	1 369
40061000	Rubber; unvulcanised, camel-back strips for retreading rubber tyres	9 726	44 994	23 959	116 518
40069019	Oth form of unvulcanised rubber,of natural gums,oth thn "Camelback" strips for retreading rubber tyres, oth thn articles	-	12 109	-	1 801
40069090	Other form of unvulcanised rubber, other than natural gums, other than "Camelback" strips for retreading rubber tyres	235	3 761	429	49 787
40070000	Vulcanised rubber thread and cord.	144 722	1 610 776	508 976	5 655 945
40081110	Rubber,vulcanised(o.t hard rubber),in plates,sheets&strip of cell rubber,excee 5 mm in thickness,lined fabric one side	-	733	-	11 769
40081190	Rubber, vulcanised (oth thn hard rubber), in plates, sheets & strip of cellular rubber, oth thn 4008.11.20 & 4008.11.90	60 050	632 058	106 950	1 114 914
40081900	Rubber, vulcanised (other than hard rubber), other than in plates, sheets and strip of cellular rubber	34 837	309 447	125 563	967 947
40082110	Rubber,vulcanised(o.t hard rubber),in plates,sheets&strip,non cell rubb,excee 5 mm in thickness,lined w/fabric one side	58 820	582 421	115 871	1 125 286
40082140	Rubber, vulcanised (other than hard rubber),in plates, sheets and strip, of non cellular rubber,in rubber soling sheet	-	682	-	6 696
40082190	Rubber,vulcanised (o.t hard rubber),in plates, sheets and strip,of non cellular rubber,other than 4008.21.10-4008.21.40	202 190	2 374 301	303 138	4 049 014
40082900	Rubber, vulcanised (other than hard rubber), other than in plates, sheets and strip, of non cellular rubber	1 184	5 600	4 860	70 600
40091100	Tubes,pipes&hoses,vulcanised rubber o.t hard rubber,unreinforced/othwise combined w/ oth materials,w/ their fittings	27 093	329 375	251 451	2 692 970
40091210	Mining slurry suction&discharge hoses,vulcanised rubber o.t hard rubb,unreinforced/combined materials,w/ their fittings	-	453	-	31 215
40091290	Tubes,pipes&hoses,vulcanised rubber o.t hard rubb,unreinforced/combined w/oth materials,w/their fittings,o.t 4009.12.10	473	24 004	2 534	212 638

Tabel 3 : Ekspor Indonesia menurut Komoditi (Kode HS 8 digit)

Oktober 2018

Kode H S	Uraian golongan barang	Berat bersih (Kg)		Nilai F.O.B. (U S \$)	
		Bulan ini	Kumulatif	Bulan ini	Kumulatif
(1)	(2)	(3)	(4)	(5)	(6)
40092190	Tubes, pipes & hoses, vulcanised rubber o.t hard rubber, reinforced/combined w/metal, w/ their fittings, oth thn 4009.21.90	108 537	880 827	230 339	2 370 826
40092290	Tubes, pipes & hoses, vulcanised rubber o.t hard rubber, reinforced/combined w/metal, w/their fittings, oth thn 4009.22.90	18 009	126 050	134 850	989 426
40093120	Rubber hose of a kind used for gas stove, vulcanised rubber o.t hard rubber, reinforced/combined w/textile, w/their fittings	-	115	-	166
40093191	Fuel hoses, heater hoses and water hoses, of a kind used on motor vehicles of heading 87.02, 87.03, 87.04 or 87.11	25 082	230 222	232 059	2 409 587
40093199	Oth thn fuel hoses, heater hoses & water hoses, of a kind used on motor vehicles of heading 87.02, 87.03, 87.04 or 87.11	681	90 404	6 421	342 102
40093220	Rubber hose of a kind used for gas stove, vulcanised rubber o.t hard rubber, reinforced/combined w/textile, w/ fittings	-	190	-	300
40093290	Tubes, pipes & hoses, vulcanised rubber o.t hard rubber, reinforced/combined w/textile, w/fittings, oth thn 4009.32.10-20	293	6 169	5 893	121 915
40094110	Reinforced or otherwise combined w/oth materials, rubber hose of a kind used for gas stove, without their fittings	388	5 500	17 236	159 925
40094190	Reinforced or otherwise combined w/oth materials, oth thn rubber hose of a kind used for gas stove, without their fittings	19 653	168 846	231 863	1 984 018
40094210	Reinforced or otherwise combined with other materials, Mining slurry suction and discharge hoses with fittings	-	16 296	-	64 465
40094220	Rubber hose of a kind used for gas stove	4 350	13 503	1 673	5 248
40094290	Tubes, pipes and hoses, of vulcanised rubber other than 4009.42.10-20	75 207	2 086 845	398 365	5 456 190
40101100	Conveyor belts or belting, of vulcanised rubber, reinforced only with metal	-	1 146	-	5 691
40101200	Conveyor belts or belting, of vulcanised rubber, reinforced only with textile materials	6	37 836	258	198 913
40101900	Conveyor belts or belting, of vulcanised rubber, other than 4010.11.00-4010.12.00	908	8 186	920	63 978
40103100	Endless transmission belts trapezoidal cross-section (V-belts), V-ribbed, outside circum excee 60 cm but not excee 180 cm	337 689	3 656 134	4 016 309	40 279 625
40103200	Endless transm belts trapezoidal cross-section (Vbelts), oth thn V-ribbed, outside circum excee 60 cm but not excee 180 cm	4 292	30 976	17 356	129 147
40103300	Endless transmission belts trapezoidal cross-section (Vbelts), V-ribbed, outside circum excee 180 cm but not excee 240 cm	-	23	-	1 105
40103400	Endless transm belts trapezoidal cross-section (Vbelts), oth thn Vribbed, outside circum excee 180 cm but not excee 240 cm	2 767	21 105	10 449	86 025
40103500	Endless synchronous belts, of an outside circumference exceeding 60 cm but not exceeding 150 cm, of vulcanised rubber	381	1 433	16 457	60 025
40103900	Transmission belts or belting, of vulcanised rubber, other than 4010.31.00-4010.36.00	246 796	1 971 735	1 658 664	15 972 717
40111000	New pneumatic tyres, of rubber, of a kind used on motor cars (including station wagons and racing cars)	40 263 035	362 473 896	123 768 836	1 114 923 576
40112010	New pneumatic tyres, of rubber, of a kind used on buses or lorries, of a width not exceeding 450 mm.	2 069 288	20 669 995	6 107 413	58 828 658
40112090	New pneumatic tyres, of rubber, of a kind used on buses or lorries, of a width not less than 450 mm.	4 642	407 361	14 402	915 577
40113000	New pneumatic tyres, of rubber, of a kind used on aircraft.	52 678	365 649	27 260	393 749
40114000	New pneumatic tyres, of rubber, of a kind used on motorcycles.	2 028 086	17 082 605	6 929 403	56 728 268
40115000	New pneumatic tyres, of rubber, of a kind used on bicycles.	1 171 862	9 722 692	8 313 426	67 678 414
40117000	New pneumatic tyres, of rubber, of a kind used on agricultural or forestry vehicles and machines.	354 217	4 325 386	1 068 800	12 628 350
40118011	New pneumatic tyres used on tractors machinery of head 8429-8430, forklifts, wheelbarrows/oth industrial vehicles & machines	1 105 624	9 978 304	2 779 455	26 165 118

Tabel 3 : Ekspor Indonesia menurut Komoditi (Kode HS 8 digit)

Oktober 2018

Kode H S	Uraian golongan barang	Berat bersih (Kg)		Nilai F.O.B. (U S \$)	
		Bulan ini	Kumulatif	Bulan ini	Kumulatif
(1)	(2)	(3)	(4)	(5)	(6)
40118019	Oth new pneumatic tyres use tractors machinery of head 8429-8430,forklifts,wheelbarrows/oth industrial vehicles&machines	-	9 277	-	23 625
40118021	New pneumatic tyres, of a kind use on tractors,machinery of head 8429-8430,forklifts/oth industrial vehicles&machines,rim size>61 cm	-	389 220	-	2 159 062
40118029	Oth kind use on tractors,machinery of head 8429-8430,forklifts/oth industrial vehicles&machines,rim size excee 61 cm	17 735	132 509	19 035	491 016
40119010	New pneumatic tyres, of rubber, of a kind used on vehicles of Chapter 87.	50	20 847	558	115 716
40119020	New pneumatic tyres, of rubber, of a kind used onon machinery of heading 84.29 or 84.30.	191 885	1 288 349	496 047	3 488 593
40119090	New pneumatic tyres, of rubber, other than 4011.10.00-4011.90.20, of a width not exceeding 450 mm	111 089	1 243 654	308 505	3 266 772
40121100	Retreaded tyres of rubber, of a kind used on motor cars (including station wagons and racing cars)	80	508	320	2 488
40121290	Retreaded tyres of rubber, of a kind used on buses or lorries, of a width exceeding 450 mm	29 380	128 425	14 443	78 038
40121300	Retreaded tyres of rubber, of a kind used on aircraft	24 188	167 278	40 986	298 211
40121990	Retreaded tyres of rubber, other than 4012.11.00-4012.19.40	9 760	42 104	9 814	47 733
40122029	Used pneumatic tyres of rubber, of a kind used on buses or lorries, of a width exceeding 450 mm	3 296	19 256	28 860	166 624
40122030	Used pneumatic tyres of rubber, of a kind used on aircraft	2 675	18 278	5 175	7 404
40122040	Used pneumatic tyres of rubber, of a kind used on motorcycles	-	49	-	576
40122050	Used pneumatic tyres of rubber, of a kind used on bicycles	-	680	-	244
40122070	Used pneumatic tyres of rubber, of a kind used on other vehicles of Chapter 87	605	3 452	420	2 165
40122099	Used pneumatic tyres of rubber, other than 4012.20.10-4012.20.91	-	30	-	712
40129014	Solid tyres exceeding 250 mm in external diameter, of a width not exceeding 450 mm	-	49 614	-	79 081
40129015	Solid tyres exceeding 250 mm in external diameter, of a width exceeding 450 mm, for use on vehicles of heading 87.09	-	12 268	-	22 542
40129016	Other solid tyres exceeding 250 mm in external diameter, of a width exceeding 450 mm	-	53 443	-	124 441
40129019	Other solid tyres of rubber other than 4012.90.14-16	275 176	1 364 737	956 305	6 182 334
40129021	Cushion tyres of rubber, of a width not exceeding 450 mm	-	1	-	347
40129022	Cushion tyres of rubber, of a width exceeding 450 mm	-	1 070	-	10 420
40129080	Tyre flaps of rubber	13 591	225 683	36 249	480 006
40129090	Retreaded/used pneumatic tyres of rubber,solid/cushion tyres, tyre treads&flaps,other than 4012.11.00-4012.90.80	-	576	-	1 972
40131011	Inner tubes of rubber,of a kind used on motor cars,suitable for fitting to tyres of a width < 450 mm	15 263	429 812	34 236	1 262 205
40131019	Inner tubes of rubber,of a kind used on motor cars,suitable for fitting to tyres of a width > 450 mm	4	3 854	26	1 851
40131021	Inner tubes of rubber, of a kind used on buses or lorries, suitable for fitting to tyres of a width not exceeding 450 mm	7 073	122 166	21 880	403 890
40131029	Inner tubes of rubber, of a kind used on buses or lorries, suitable for fitting to tyres of a width exceeding 450 mm	594	3 160	1 726	11 923
40132000	Inner tubes of rubber, of a kind used on bicycles	70 090	880 720	411 462	4 905 813
40139011	Inner tubes of rubber,kind used on machinery of head 8429 or 8430, suit for fitting to tyres of a width not excee 450 mm	-	1 966	-	4 423
40139019	Inner tubes of rubber,a kind used on machinery of head 84.29 or 84.30, suit for fitting to tyres of a width excee 450 mm	-	45	-	222
40139020	Inner tubes of rubber, of a kind used on motorcycles	183 464	1 050 971	485 537	2 990 374
40139031	Inner tubes of rubber,of a kind used on oth vehicles of Chapter 87, suitable for fitting to tyres of a width < 450 mm	100	4 746	23	9 069
40139040	Inner tubes of rubber, of a kind used on aircraft	-	45	-	100

Tabel 3 : Ekspor Indonesia menurut Komoditi (Kode HS 8 digit)

Oktober 2018

Kode H S	Uraian golongan barang	Berat bersih (Kg)		Nilai F.O.B. (U S \$)	
		Bulan ini	Kumulatif	Bulan ini	Kumulatif
(1)	(2)	(3)	(4)	(5)	(6)
40139091	Oth inner tubes of rubber,other than 4013.10.11-4013.90.40,suitable for fitting to tyres of a width not exceeding 450 mm	12 405	181 052	49 029	701 570
40139099	Other inner tubes of rubber, other than 4013.10.11-4013.90.40, suitable for fitting to tyres of a width exceeding 450 mm	2 360	4 836	10 914	29 445
40141000	Sheath contraceptives	4 405	32 129	66 791	481 616
40149010	Teats for feeding bottles and similar articles, of vulcanised rubber other than hard rubber,	23 863	272 282	449 220	4 578 755
40149040	Stoppers for pharmaceutical use, of vulcanised rubber other than hard rubber	-	4 415	-	51 963
40149050	Finger stalls, of vulcanised rubber other than hard rubber	-	1	-	0
40149090	Hygienic/pharmaceutical articles of vulcanised exc hard rubber,w/or wo/ fittings hard rubber,oth thn 40141000-40149050	5 360	19 477	51 859	105 740
40151100	Gloves, mittens and mitts for surgical, of vulcanised rubber other than hard rubber	22 039	380 537	142 153	3 733 064
40151900	Gloves, mittens and mitts for not surgical, of vulcanised rubber other than hard rubber	5 336 795	48 925 644	24 840 755	226 388 185
40159010	Lead aprons, of vulcanised rubber other than hard rubber	-	8	-	3
40159020	Divers' suits (wet suits), of vulcanised rubber other than hard rubber	-	1 151	-	38 948
40159090	Articles apparel&clothing accessories,oth thn 40151100-40159020 for all purposes, vulcanised rubber oth thn hard rubber	83	3 907	5 867	51 397
40161010	Padding for articles of apparel or clothing accessories, of cellular rubber	65	14 990	17 305	72 746
40161020	Floor tiles and wall tiles of cellular rubber	22 274	209 583	5 553	48 301
40161090	Other articles of cellular rubber, other than 4016.10.10-20	55	14 292	205	1 477 865
40169110	Mats of vulcanised rubber other than hard rubber	799 293	6 592 132	1 186 641	9 569 161
40169120	Tiles of vulcanised rubber other than hard rubber	-	7	-	12
40169190	Floor coverings other than 4016.90.10-4016.91.20 of vulcanised rubber other than hard rubber	400	10 547	3 132	25 772
40169210	Eraser tips of vulcanised rubber other than hard rubber	-	1 026	-	743
40169290	Erasers other than eraser tips of vulcanised rubber other than hard rubber	20	3 531	13	55 989
40169310	Gaskets, washers and other seals of a kind used to insulate the terminal leads of electrolytic capacitors	69 008	681 923	1 554 485	14 887 909
40169320	Gaskets and o-rings, of a kind used on motor vehicles of heading 87.02, 87.03, 87.04 or 87.11	20 058	135 352	376 822	3 542 078
40169390	Gaskets, washers and other seals of vulcanised rubber other than hard rubber, other than 4016.93.10-4016.93.20	124 408	1 109 814	3 622 225	33 461 191
40169400	Boat or dock fenders of vulcanised rubber other than hard rubber, whether or not inflatable	14 132	323 163	74 608	2 840 173
40169500	Rubber; vulcanised (other than hard rubber), inflatable articles (other than boat or dock fenders), of non-cellular rubber	1 152	31 961	14 026	312 122
40169911	Parts&access kind used for vehicles of Chapter 87 for vehicles of head 8702,8703, 8704 or 8705,oth thn weatherstripping	55 767	382 678	699 558	5 239 014
40169912	Parts and accessories of vulcanised rubber other than hard rubber, of a kind used for vehicles of heading 87.11	5 076	46 198	135 564	1 252 917
40169913	Weatherstripping of vulcanised rubber oth thn hard rubber, of a kind used on motor vehicles of heading 8702,8703 or 8704	98 058	1 016 225	1 068 805	10 450 980
40169915	Parts&accessories of vulcanised rubber oth thn hard rubber,of a kind used for vehicles of head 8709, 8713, 8715 or 87.16	83	2 579	269	161 003
40169917	Bicycle parts of vulcanised rubber other than hard rubber	12	12	3	3
40169918	Other bicycle accessories of vulcanised rubber other than hard rubber	28	359	670	1 750
40169919	Parts&accessories of a kind used for vehicles of Chapter 87 of vulcanised rubber exc hard rubber oth thn 4016.99.11-20	529	22 856	3 716	110 094

Tabel 3 : Ekspor Indonesia menurut Komoditi (Kode HS 8 digit)

Oktober 2018

Kode H S	Uraian golongan barang	Berat bersih (Kg)		Nilai F.O.B. (U S \$)	
		Bulan ini	Kumulatif	Bulan ini	Kumulatif
(1)	(2)	(3)	(4)	(5)	(6)
40169920	Parts and accessories of rotochutes of heading 88.04 of vulcanised rubber other than hard rubber	0	4 234	0	32 686
40169930	Rubber bands, of vulcanised rubber other than hard rubber	3 283	22 354	20 970	136 610
40169940	Wall tiles of vulcanised rubber other than hard rubber	40	410	3 245	53 742
40169951	Rubber rollers of vulcanised rubber other than hard rubber	31 961	371 240	1 095 063	11 451 709
40169952	Tyre mould bladders of vulcanised rubber other than hard rubber	-	56	-	1 020
40169953	Electrical insulator hoods of vulcanised rubber other than hard rubber	-	4	-	152
40169954	Rubber grommets and rubber covers for automotive wiring harnesses of vulcanised rubber other than hard rubber	25 944	182 436	292 829	2 155 738
40169959	Oth articles a kind used in machinery/mechanical/electric appliances,or for oth technical uses,oth thn 40169951-40169954	16 435	249 850	505 847	7 493 112
40169960	Rail pads of vulcanised rubber other than hard rubber	-	197	-	4 114
40169970	Structural bearings including bridge bearings of vulcanised rubber other than hard rubber	874	8 353	13 293	99 909
40169991	Table coverings of vulcanised rubber other than hard rubber	559	2 111	13 474	62 996
40169999	Other articles of vulcanised rubber other than hard rubber, n.e.c in 4016	41 945	413 767	426 632	4 160 520
40170010	Floor tiles and wall tiles of hard rubber	-	1 190	-	2 392
40170020	Other articles of hard rubber	7 232	42 390	14 251	256 303
40170090	Articles of hard rubber other than 4017.00.10-20	22 550	65 911	3 163	60 375
41039000	Other raw hides and skins other than of reptiles and swine	-	150	-	3 202
41041190	Tanned/crust hides & skins in the wet state,full grains,upsplit & grains oth of bovine vegetable tanned	84	84	3 139	3 139
41041900	Tanned/crust hides & skins in the wet state,oth thn full grains,upsplit & grains of bovine vegetable tanned	-	2 129	-	63 062
41044100	Tanned/crust hides & skins in the dry state,full grains,upsplit & grains of bovine vegetable tanned	5 440	15 060	108 944	357 241
41044900	Tanned/crust hides&skins of bovine (incl buffalo)/equine animals,wo/ hair on,oth thn 41044100, but not further prepared	4 006	104 305	90 629	1 638 036
41053000	Tanned/crust skins of sheep/lambs,in the dry state (crust), wo/wool on,won split,but not further prepared	-	643	-	10 268
41062200	Tanned/crust hides&skins of goats/kids,in the dry state (crust),wo/wool/hair on,won split,but not further prepared	-	280	-	14 700
41063200	Tanned/crust hidesskins of swine, in the dry state (crust),wo/wool/hair on,whether/not split,but not further prepared	-	51	-	1 636
41064000	Tanned or crust hides and skins of reptiles, without wool or hair on, whether or not split, but not further prepared.	2 002	30 584	463 696	5 414 735
41071100	Leather further prepared after tanning/crusting of bovine/equine animal,whole hides and skins,full grains,unsplit	536	2 245	16 048	54 282
41071200	Leather further prepared after tanning/crusting of bovine/equine animal,whole hides and skins, grains split	126 923	1 060 006	2 261 762	21 708 905
41071900	Oth whole hide&skin of bovine/ equine animals, in oth form	103 751	610 226	2 455 955	15 959 274
41079200	Leather,oth thn whole hides and skins further prepared after tanning/crusting whole hides & skins, grains,unsplit	5 983	37 696	147 903	948 792
41079900	Leather,oth thn whole hides&skins further prepared after tanning/crusting whole hides & skins,exc full/no grains,unsplit	180 210	1 197 429	166 044	4 988 335
41120000	Leather further prep. after tanning/ crust,of sheep/lamb wo/wool on,split/not,oth thn leather of heading 41.14	8 971	89 700	832 216	7 649 670
41131000	Leather of goats or kids further prepared after tanning or crusting, of goats or kids	15 736	121 384	614 661	4 819 409
41132000	Leather of goats or kids further prepared after tanning or crusting, of swine	87	885	957	21 410
41133000	Leather of goats or kids further prepared after tanning or crusting, of reptiles	1 165	14 110	429 990	3 321 227

Tabel 3 : Ekspor Indonesia menurut Komoditi (Kode HS 8 digit)

Oktober 2018

Kode H S	Uraian golongan barang	Berat bersih (Kg)		Nilai F.O.B. (U S \$)	
		Bulan ini	Kumulatif	Bulan ini	Kumulatif
(1)	(2)	(3)	(4)	(5)	(6)
41139000	Leather of goats or kids further prepared after tanning or crusting, oth thn of goats or kids, reptiles and swine	1 411	33 031	241 440	2 630 661
41142000	Patent leather and patent laminated leather, metallised leather	-	567	-	15 400
41151000	Composition leather with a basis of leather or leather fibre, in slabs, sheets or strip, whether or not in rolls	16	263	96	6 938
41152000	Parings & oth waste of leather/composition leather, not for manufacture leather articles, leather dust, powder & flour	-	1 726	-	49 495
42010000	Saddlery & harness for any animal (traces, leads, knee pads, muzzles, saddle cloths, saddle bags, dog coats), of any material.	299	12 445	2 144	205 234
42021110	Cases & containers, suit-case/brief-case with outer surface of leather/composition leather, max dimensions 56cmx45cmx25 cm	1 198	12 205	16 287	430 977
42021190	Cases & containers, suit-case/brief-case with outer surface of leather/composition leather, dimension more 56cmx45cmx25 cm	21 195	128 859	304 360	1 768 055
42021211	School satchels with outer surface of vulcanised fibre	-	908	-	19 953
42021219	School satchels with outer surface other than vulcanised fibre	25 989	127 257	204 478	1 118 496
42021291	Other School satchels, with outer surface of vulcanised fibre	-	103	-	1 120
42021299	Other School satchels, with outer surface other than vulcanised fibre	121 112	687 356	2 090 884	11 709 794
42021920	Trunks, suit-cases, vanity-cases executive-cases, brief-cases, school satchels & similar container, paperboard outer surface	374	11 565	1 228	32 955
42021990	Trunks, suit-cases, vanity-cases, executive-cases, brief-cases, school satchel & similar container, outer surface other than paperboard	6 989	41 551	161 925	776 121
42022100	Handbags, whether/ not with shoulder strap, incl those without handle, outer surface of leather/ composition leather	310 905	3 010 620	11 887 680	113 406 933
42022200	Handbags, with/without shoulder strap, incl those without handle w/outer surface of sheeting of plastics/of textile materials	481 859	3 965 423	8 510 740	61 435 663
42022900	Handbags, whether or not with shoulder strap, including those without handle, oth thn sub heading 4202.21 - 4202.22	19 274	199 551	298 065	4 000 977
42023100	Articles of a kind normally carried in the pocket or in the handbag, with outer surface of leather or composition leather	7 078	107 182	440 355	5 949 810
42023200	Articles of a kind normally carried in pocket/in the handbag, w/outer surface of sheeting plastics or textile materials	7 946	72 055	227 390	2 684 209
42023900	Articles of a kind normally carried in pocket/in the handbag, oth thn sub heading 4202.31 - 4202.32	1 211	11 516	36 530	289 251
42029111	Cases and containers, bowling bags with outer surface of leather or of composition leather	33	496	438	5 076
42029119	Cases and containers, sports bag other than bowling bags, with outer surface of leather or of composition leather	-	1 797	-	18 183
42029190	Cases and containers, other sports bag, with outer surface of leather or of composition leather	55 352	425 596	1 938 029	13 002 190
42029210	Cases and containers, toiletry bags, of sheeting of plastics	1 914	4 877	13 627	108 660
42029290	Cases and containers, other than toiletry bags and bowling bags, of sheeting of plastics	1 481 490	12 752 435	21 377 662	185 323 742
42029910	Cases and containers, other article, with outer surface of vulcanised fibre or paperboard	12	284	52	587
42029920	Cases and containers, other article, of copper	33	131	770	3 526
42029990	Cases and containers, other article, with outer surface other than vulcanised fibre or paperboard and other than copper	50 884	553 372	509 086	5 358 585
42031000	Apparel, articles of apparel, of leather or of composition leather	14 938	93 930	235 195	1 328 971
42032100	Clothing accessories, gloves, mittens and mitts, specially designed for use in sports, of leather or composition leather	120 722	1 073 606	7 265 656	65 481 139

Tabel 3 : Ekspor Indonesia menurut Komoditi (Kode HS 8 digit)

Oktober 2018

Kode H S	Uraian golongan barang	Berat bersih (Kg)		Nilai F.O.B. (U S \$)	
		Bulan ini	Kumulatif	Bulan ini	Kumulatif
(1)	(2)	(3)	(4)	(5)	(6)
42032910	Clothing accessories, protective work gloves, of leather or composition leather	145	19 763	12 680	660 971
42032990	Clothing accessories, other than protective work gloves, of leather or composition leather	9 272	91 965	464 650	4 743 089
42033000	Clothing accessories, belts and bandoliers, of leather or of composition leather	1 657	20 841	26 713	257 835
42034000	Clothing accessories; of leather or of composition leather, n.e.c. in heading no. 4203	3 752	36 054	24 793	287 441
42050010	Boot laces, mats, of leather or of composition leather	1	2 222	47	17 327
42050020	Industrial safety belts and harnesses	107	1 480	1 389	15 571
42050030	Leather strings or chords of a kind used for jewellery or articles of personal adornment	623	12 617	2 131	154 547
42050040	Oth articles a kind used in machinery or mechanical appliances/for oth technical uses, of leather/of composition leather	-	233	-	3 921
42050090	Other articles of leather or of composition leather, oth thn HS code 4205.00.10 - 4205.00.40	19 351	274 267	471 537	6 224 867
43021900	Furskins, tanned/dressed,whole, w/or wo/head,tail/paws,not assembled,oth thn of mink,exclud goods/heading no. 4303	-	1 824	-	9 702
43031000	Articles of apparel and clothing accessories	-	1 946	-	18 499
43039020	Furskin articles, other than apparel and clothing accessories, articles for industrial uses	3	3	1 256	1 256
43039090	Furskin articles, other than apparel and clothing accessories, other than articles for industrial uses	19	24 689	706	269 427
43040010	Artificial fur	-	638	-	1 556
43040020	Articles for industrial uses	-	1	-	80
43040091	Artificial fur articles; sports bags	97	477	668	4 664
43040099	Artificial fur articles; other than sports bags	-	401	-	3 486
44011100	Fuel wood, in logs, in billets, in twigs, in faggots or in similar forms, from coniferous	1 996	305 679	14 181	402 790
44011200	Fuel wood, in logs, in billets, in twigs, in faggots or in similar forms, from coniferous	16 170	259 273	7 993	55 698
44012100	Wood in chips or particles, from coniferous	-	53 337	-	48 397
44012200	Wood in chips or particles, from non-coniferous	46 898 160	480 120 825	4 045 421	36 977 501
44013100	Sawdust and wood waste and scrap, agglomerated in logs, briquettes, pellets or similar forms, wood pellets	33 997 063	223 156 383	5 837 469	32 321 944
44013900	Sawdust and wood waste and scrap, agglomerated in logs, briquettes, pellets or similar forms, other than wood pellets	133 769	1 489 319	61 377	633 862
44014000	Sawdust and wood waste and scrap, not agglomerated	41 173	246 435	6 046	30 964
44021000	Wood charcoal of bamboo, whether or not agglomerated.	3 502 499	31 389 647	949 722	8 935 173
44029010	Wood charcoal of coconut shell, whether or not agglomerated.	20 598 668	161 789 439	15 903 265	127 992 061
44029090	Wood charcoal other of coconut shell, whether or not agglomerated.	23 540 457	255 143 274	9 145 570	111 579 068
44042010	Hoopwood, split poles,piles, picket & the like of non- coniferous, chipwood	14 878	97 388	4 770	42 153
44050010	Wood wool	-	108 760	-	110 680
44050020	Wood flour	138 200	1 309 471	99 318	479 354
44071100	Coniferous,of pine (Pinus spp),sawn/chipped lengthwise,sliced/peeled,won planed,sanded/end-jointed, of thickness>6mm	80 118	446 788	119 214	759 267
44071200	Coniferous,of fir (Abies spp)&spruce (Picea spp),sawn/chipped,sliced/peeled,won planed,sanded/end-jointed,of thick>6mm	602	6 054	2 283	27 452
44071900	Coniferous,oth sub head 4407.11-4407.12,sawn/chipped,sliced/peeled,won planed,sanded/end-jointed,of thick>6mm	9 173	126 122	15 818	320 796
44072110	Tropical wood,of mahogany (Swietenia spp),planed,sanded or end-joint	65 088	869 119	79 287	896 284

Tabel 3 : Ekspor Indonesia menurut Komoditi (Kode HS 8 digit)

Oktober 2018

Kode H S	Uraian golongan barang	Berat bersih (Kg)		Nilai F.O.B. (U S \$)	
		Bulan ini	Kumulatif	Bulan ini	Kumulatif
(1)	(2)	(3)	(4)	(5)	(6)
44072190	Tropical wood,of mahogany (Swietenia spp),exc planed,sanded or end-joint	563	563	4 096	4 096
44072210	Tropical wood of virola, imbuia and balsa,planed,sanded or end-joint	929 571	2 672 787	551 310	1 660 247
44072511	Tropical wood of dark red meranti,light red meranti & meranti bakau,planed,sanded or end-joint	230 959	2 217 272	315 576	3 656 955
44072610	Tropical wood of white Lauan,white meranti,white seraya,yellow meranti and alan,planed,sanded or end-joint	5 174	60 370	18 666	95 301
44072710	Tropical wood of sapelli,planed,sanded or end-joint	45 330	498 147	86 690	865 629
44072911	Tropical wood of jelutong (Dyera spp),planed,sanded or end-joint	288 464	3 234 242	428 572	4 837 155
44072921	Tropical wood of kapur (Dryobalanops spp), planed,sanded or end-joint	-	41 713	-	18 274
44072931	Tropical wood of kempas (Koompassia spp),planed,sanded or end-joint	34 549	266 060	21 676	170 757
44072941	Tropical wood of keruing (Dipterocarpus spp),planed,sanded or end-joint	151 739	1 009 010	104 279	681 360
44072961	Tropical wood of teak (Tectona spp), planed,sanded or end-joint	73 436	289 254	203 889	671 056
44072971	Tropical wood of balau (Shorea spp),planed,sanded or end-joint	35 721	464 567	33 868	323 468
44072991	Tropical wood of jongkong (Dactylocladus spp.) and merbau (Intsia spp.), planed, sanded or end-jointed	44 930	375 389	39 739	492 620
44072994	Tropical wood of albizia (Paraserianthes falcataria), planed, sanded or end-jointed	316 756	2 978 576	114 573	1 273 990
44072996	Tropical wood, of rubber (Hevea brasiliensis), planed, sanded or end-jointed	6 212 791	51 191 828	3 130 517	26 776 368
44072998	Wood sawn other than sub heading 4406.29.91 - 4407.29.97, planed, sanded or end-jointed	878 753	8 098 002	1 032 560	10 005 687
44079110	Non-coniferous and other than tropical wood of oak (Quercus spp),planed, sanded or end-jointed	2 305	13 121	4 300	27 777
44079210	Non-coniferous and other than tropical wood of beech (Fogus spp),planed, sanded or end-jointed	165	6 110	1 132	26 217
44079310	Non-coniferous and other than tropical wood of maple (Acer spp),planed, sanded or end-jointed	-	77 334	-	140 438
44079710	Non-coniferous and other than tropical wood of poplar and aspen (Populus spp), planed, sanded or end-jointed	3 575	78 335	11 071	158 478
44079910	Wood sawn other than sub heading 4407.91 - 4407.97,planed, sanded or end-jointed	45 577	359 745	113 999	1 653 960
44081010	Cedar wood pencil slats, Radiata pinewood of a kind used for blockboard manufacture, of coniferous	252 432	2 473 951	1 072 993	10 607 285
44081030	Face veneer sheets	36 013	185 860	40 416	155 715
44081090	Oth thn cedar wood pencil slats radiata pinewood used for blockboard manufa,oth thn face veneer sheets,of coniferous	162 294	2 006 176	154 215	1 987 342
44083100	Dark Red Meranti, Light Red Meranti and Meranti Bakau of tropical wood, sheets for veneering, plywood and laminated wood	868 355	5 870 886	1 507 899	8 108 352
44083910	Jelutong wood pencil slats	140 541	736 607	306 640	1 793 897
44083920	Face veneer sheets of tropical wood other than Red Meranti, Light Red Meranti and Meranti Bakau	628 592	10 641 427	687 408	11 741 732
44083990	Oth thn Jelutong wood pencil slats&face veneer sheets of tropical wood oth Red Meranti,Light Red Meranti&Meranti Bakau	3 290 709	30 989 663	3 612 818	32 896 826
44089010	Face veneer sheets, of non-coniferous and other than tropical wood	2 627 948	19 464 372	1 976 459	15 431 599
44089090	Other than face veneer sheets, of non-coniferous and other than tropical wood	1 245 803	8 260 490	1 601 794	10 486 999
44091000	Coniferous wood cotinuously shaped along any of its edgee,ends/faces, won planed,sanded or end-jointed	345 524	2 601 221	1 172 452	8 971 271

Tabel 3 : Ekspor Indonesia menurut Komoditi (Kode HS 8 digit)

Oktober 2018

Kode H S	Uraian golongan barang	Berat bersih (Kg)		Nilai F.O.B. (U S \$)	
		Bulan ini	Kumulatif	Bulan ini	Kumulatif
(1)	(2)	(3)	(4)	(5)	(6)
44092200	Non-coniferous of tropical wood cotinuously shaped along any of its edgee,ends/faces, won planed,sanded or end-jointed	52 841 830	476 536 240	62 328 010	545 065 241
44092900	Wood; non-coniferous, other than of bamboo&tropical wood cotinuously shaped along any of its edgee,ends/faces,won planed,sanded or end-jointed	2 378 958	30 942 953	3 425 076	38 713 479
44101100	Particle board of wood, whether or not agglomerated with resins or other organic binding substances.	3 603 764	61 168 500	784 694	12 078 350
44109000	Oth board of wood, particle board,oriented strand board(OSB),won agglomerated w/resins / oth organic binding substances.	-	2 901	-	1 650
44111200	Medium density fibreboard (MDF), of a thickness not exceeding 5 mm	13 411 940	113 695 558	3 966 858	33 691 564
44111300	Medium density fibreboard (MDF), of a thickness exceeding 5 mm but not exceeding 9 mm	3 107 684	40 681 184	1 065 891	12 229 934
44111400	Medium density fibreboard (MDF), of a thickness exceeding 9 mm	15 514 397	93 048 660	3 868 949	25 300 424
44119200	Fibreboard of a density exceeding 0.8 g/cm?	2 000	45 500	5 560	127 812
44119300	Fibreboard of a density exceeding 0.5 g/cm? but not exceeding 0.8 g/cm?	8 945 298	44 018 111	2 338 073	12 332 925
44119400	Fibreboard of a density not exceeding 0.5 g/cm?	-	21 204	-	17 042
44121000	Plywood, veneered panels and similar laminated wood, of bamboo	8 339	49 379	36 771	381 925
44123100	Oth plywood,consis solely sheets of wood(exc bamboo),each ply <= 6 mm thick,w/at least one outer ply of tropical wood	126 589 708	1 160 499 814	144 561 445	1 301 316 230
44123300	Oth ply,solely of sheets exc bamboo,each ply< 6 mm thick,w/at least one outer ply non-coniferous of alder(Alnus spp)etc	2 255 957	11 186 515	3 691 095	18 023 292
44123400	Oth ply,exc bamboo,each ply < 6 mm thick,oth,w/at least one outer ply nonconiferous not specified subhead 4412.33	1 686 735	24 215 937	1 033 984	20 892 860
44123900	Oth plywood,consis solely sheets of wood(exc bamboo),each ply <= 6 mm thick,w/at least one outer ply of coniferous wood	4 899 375	47 089 352	4 463 993	42 706 987
44129400	Oth plywood,consis solely of sheets of wood(oth thn bamboo),each ply >6 mm thickness,Blockboard,laminboard & battenboard	24 942 838	277 439 703	27 181 988	293 697 129
44129910	Plywood,exc bamboo,each ply>6mm thick,oth thn blockboard,laminboard&battenboard,w/at least one side faced w/plastics	480 170	5 372 180	1 075 059	11 420 303
44129920	Plywood,exc bamboo, each ply > 6 mm thick,oth thn blockboard,laminboard&battenboard,w/at least one side faced w/teak	150	6 976	60	29 170
44129930	Plywood ,exc bamboo,each ply> 6 mm thick,oth thn blockboard,lamin&battenboard,w/at least one sidefaced w/oth tropicalwood	47 804	689 600	37 158	681 036
44129990	Other plywood, except bamboo, each ply more than 6 mm thickness, other than HS code 4412.99.10 - 4412.99.30	2 169 994	37 871 974	3 289 281	50 625 284
44130000	Densified wood, in blocks, plates, strips or profile shapes.	1	6 198	6	6 349
44140000	Wooden frames for paintings, photographs, mirrors or similar objects.	1 341 138	11 998 371	4 680 439	41 909 219
44151000	Cases, boxes, crates, drums and similar packings, cabledrums	219 324	2 214 242	310 828	4 359 919
44152000	Pallets, box pallets and other load boards, pallet collars	571 275	4 247 075	431 884	2 966 077
44160010	Staves, of wood	800	33 984	2 866	69 486
44160090	Casks, barrels, vats, tubs and other cooperers' products and parts thereof, of wood, excluding staves.	17 154	105 161	20 211	227 054
44170010	Boot or shoe lasts, of wood	14	346	55	1 402
44170090	Tools, tool bodies, tool handles, broom or brush bodies and handles, of wood	188 745	1 933 984	525 653	4 743 594
44181000	Windows, Frenchwindows and their frames	97 331	761 678	122 199	1 431 475
44182000	Doors and their frames and thresholds	9 804 598	84 683 871	20 574 072	178 592 958
44184000	Shuttering for concrete constructional work	-	383 930	-	156 156
44185000	Shingles and shakes	-	190 797	-	179 863

Tabel 3 : Ekspor Indonesia menurut Komoditi (Kode HS 8 digit)

Oktober 2018

Kode H S	Uraian golongan barang	Berat bersih (Kg)		Nilai F.O.B. (U S \$)	
		Bulan ini	Kumulatif	Bulan ini	Kumulatif
(1)	(2)	(3)	(4)	(5)	(6)
44186000	Posts and beams	51 270	313 302	59 040	343 130
44187390	Assembled flooring panels of bamboo or with at least the top layer (wear layer) of bamboo other than for mosaic floors	-	662	-	131
44187400	Assembled flooring panels oth thn of bamboo or w/at least the top layer(wear layer)of bamboo oth thn for mosaic floors	1 054	17 827	7 172	118 023
44187500	Assembled flooring panels other than of bamboo or with at least the top layer (wear layer) of bamboo, multilayer	2 307 889	23 819 317	6 906 938	70 897 434
44187900	Wood; assembled flooring panels, n.e.c in headings 4418.73, 4418.74 or 4418.75	1 221 047	10 578 713	3 254 047	24 765 297
44189100	Builders' joinery and carpentry of bamboo	-	50	-	38
44189910	Cellular wood panels	2 138 811	19 326 312	3 434 362	32 010 934
44189990	Other builders' joinery and carpentry of wood, other than of bamboo, other than cellular wood panels	3 467 402	32 283 748	6 230 182	56 774 389
44191100	Bread boards, chopping boards and similar boards of bamboo	5 412	45 708	5 715	143 785
44191200	Chopsticks of bamboo	5 824	57 800	18 903	123 398
44191900	Tableware and kitchenware, of bamboo	4 659	92 773	22 157	403 039
44199000	Tableware and kitchenware, of wood; not of bamboo	769 165	6 028 620	2 224 363	17 900 822
44201000	Statuettes and other ornaments, of wood	1 632 411	13 685 862	4 852 199	44 225 501
44209010	Wooden articles of furniture not falling in Chapter 94	101 651	1 717 711	488 803	5 931 350
44209090	Wood marquetry and inlaid wood, caskets and cases for jewellery or cutlery, and similar articles, of wood	31 068	1 228 095	57 464	4 683 863
44211000	Clothes hangers of wood	3 079	49 667	88 724	592 935
44219110	Spools, cops and bobbins, sewing thread reels and the like of bamboo	-	108	-	561
44219120	Match splints of bamboo	4 000	6 268	1 500	4 363
44219130	Candy sticks, icecream sticks and icecream spoons of bamboo	4 893	11 123	6 911	12 947
44219140	Fans and handscreens, frames and handles therefor, and parts thereof of bamboo	650	1 650	775	3 545
44219150	Prayer beads of bamboo	1	507	69	6 688
44219160	Toothpicks of bamboo	54	70	150	224
44219190	Other articles of bamboo other than HS 4421.91.10-60	56 469	305 082	160 053	686 033
44219910	Spools, cops and bobbins, sewing thread reels and the like of wood other than of bamboo	391	39 828	3 292	395 893
44219920	Match splints of wood other than of bamboo	-	105	-	246
44219930	Wooden pegs or pins for footwear other than of bamboo	9 838	73 636	42 661	300 346
44219940	Candy sticks, icecream sticks and icecream spoons other than of bamboo	-	27 080	-	53 140
44219970	Fans and handscreens, frames and handles therefor, and parts thereof other than of bamboo	25	242	15	1 790
44219980	Toothpicks other than of bamboo	-	601	-	388
44219994	Other beads other than of bamboo	918	20 380	924	38 302
44219995	Sticks for making joss sticks other than of bamboo	1 899	1 912	10 727	11 187
44219996	Barecore other than of bamboo	49 382 428	488 893 928	32 994 774	336 318 152
44219999	Other articles of wood, other than of bamboo other than HS 4421.99.10-96	70 805	640 562	305 188	2 663 506
45011000	Natural cork, raw or simply prepared	-	33	-	148
45019000	Waste cork, crushed, granulated or ground cork	170	1 382	1 239	10 195
45020000	Natural cork,debacked/roughly squared/rectangular blocks,plates,sheets/strip(incl sharpedged blanks for corks/stoppers)	600	1 339	200	5 672
45031000	Corks and stoppers of natural cork	-	12	-	139
45039000	Articles of natural cork other than corks and stoppers	1 381	37 839	2 121	83 233
45041000	Blocks, plates, sheets and strip, tiles of any shape, solid cylinders, including discs of agglomerated cork.	1 503	6 361	201	11 688
45049000	Articles of agglomerated cork oth thn blocks,plates,sheets & strip,tiles of any shape, solid cylinders, including discs.	-	568	-	12 527
46012100	Mats, matting and screens of vegetable materials of bamboo	17 705	121 119	15 311	257 071
46012200	Mats, matting and screens of vegetable materials of rattan	15 875	178 080	44 746	1 224 267

Tabel 3 : Ekspor Indonesia menurut Komoditi (Kode HS 8 digit)

Oktober 2018

Kode H S	Uraian golongan barang	Berat bersih (Kg)		Nilai F.O.B. (U S \$)	
		Bulan ini	Kumulatif	Bulan ini	Kumulatif
(1)	(2)	(3)	(4)	(5)	(6)
46012900	Mats, matting and screens of vegetable materials other than bambu and rattan	51 655	589 873	352 913	3 465 065
46019210	Plaits and similar products of plaiting materials, whether or not assembled into strips of bamboo	5 274	7 606	9 782	38 256
46019220	Fans and handscreens, frames and handles therefor, and parts thereof of bamboo	640	3 446	287	4 332
46019290	Other than fans and handscreens, frames and handles therefor, and parts thereof of bamboo	51 320	212 497	60 104	380 095
46019310	Plaits and similar products of plaiting materials, whether or not assembled into strips of rattan	5 158	39 071	63 129	305 898
46019320	Fans and handscreens, frames and handles therefor, and parts thereof of rattan	96	946	1 838	7 252
46019390	Other than fans and handscreens, frames and handles therefor, and parts thereof of rattan	2 575	13 841	12 353	71 772
46019410	Plaits and similar products of plaiting materials, whether or not assembled into strips of other vegetable materials	1 687	25 096	33 195	210 033
46019490	Other than fans and handscreens, frames and handles therefor, and parts thereof of other vegetable materials	3	25 127	9	62 688
46019910	Mats and matting of other than bamboo, rattan, and other vegetable materials	5 313	7 474	20 638	37 206
46019920	Plaits and similar products of plaiting materials, whether or not assembled into strips	80 910	489 944	464 347	2 838 987
46019930	Fans & handscreens, frames & handles therefor, & parts thereof of oth thn bambu, rattan, & oth vegetable materials	-	11	-	35
46019990	oth thn fans&handscreens, frames%handles therefor, & parts thereof oth thn of bambu, rattan, and oth vegetable materials	41 696	901 208	132 719	1 731 604
46021110	Travelling bags and suitcases of bamboo	1 560	46 305	15 622	517 837
46021190	Other than travelling bag, suitcases and envelope for bottles of bamboo	156 864	1 729 587	369 779	4 177 064
46021210	Travelling bags and suitcases of rattan	34 074	692 915	125 284	2 955 966
46021220	Envelopes for bottles of rattan	47	2 736	523	11 890
46021290	Other than travelling bag, suitcases and envelope for bottles of rattan	1 027 810	9 608 173	3 853 304	34 972 130
46021910	Travelling bags and suitcases of vegetable materials other than of bamboo and rattan	27 937	197 889	170 409	1 390 590
46021920	Envelopes for bottles of vegetable materials other than of bamboo and rattan	-	839	-	12 635
46021990	Other than travelling bag, suitcases and envelope for bottles exc of rattan and bambu	114 462	1 189 927	739 035	7 502 612
46029010	Travelling bags and suitcases other than of vegetable materials	38 423	266 498	230 565	1 769 593
46029020	Envelopes for bottles other than of vegetable materials	-	9 056	-	64 600
46029090	Other than travelling bag, suitcases and envelope for bottles exc vegetable materials	18 223	310 188	149 847	2 081 404
47020000	Chemical wood pulp, dissolving grades.	17 030 032	109 676 606	13 453 725	81 143 493
47032900	Chemical wood pulp, soda or sulphate, other than dissolving grades, semibleached or bleached from Nonconiferous	308 297 258	3 599 432 907	196 824 709	2 222 456 328
47061000	Cotton linters pulp	-	6	-	27
47062000	Pulps of fibres derived from recovered (waste and scrap) paper or paperboard	4 616 112	28 136 231	2 220 674	13 554 183
47063000	Pulps of fibres derived from bamboo	140	51 950	298	96 847
47069100	Pulps of fibres derived from other fibrous cellulosic material obtained by mechanical processes	150 128	650 876	429 928	1 910 849
47071000	Recovered (waste and scrap) unbleached kraft paper or paperboard or corrugated paper or paperboard	972 762	5 364 961	206 291	1 104 276
47073000	Paper or paperboard made mainly of mechanical pulp (for example, newspapers, journals and similar printed matter)	505 104	1 092 183	298 732	692 032
47079000	Paper or paperboard; waste and scrap, of paper or paperboard n.e.c. in heading no. 4707 and of unsorted waste and scrap	4 029 240	27 931 176	697 678	4 568 621

Tabel 3 : Ekspor Indonesia menurut Komoditi (Kode HS 8 digit)

Oktober 2018

Kode H S	Uraian golongan barang	Berat bersih (Kg)		Nilai F.O.B. (U S \$)	
		Bulan ini	Kumulatif	Bulan ini	Kumulatif
(1)	(2)	(3)	(4)	(5)	(6)
48010011	Newsprint, weighing not more than 55 g/m2, In rolls, of a width exceeding 28 cm but not exceeding 36 cm	-	5 008 290	-	3 179 864
48010012	Newsprint weighing not more than 55 g/m2, In rolls other than 4801.00.11	8 882 630	88 942 326	5 563 580	50 161 378
48010013	Newsprint in sheets,square/rectangular,one side>28 cm but< 36 cm,& oth side >15 cm in the unfolded state	-	985	-	1 001
48010014	Newsprint in sheets,square/rectangular,one side > 36 cm,& oth side > 15 cm in the unfolded state	-	360 884	-	266 956
48010021	Newsprint weighing more than 55 g/m2, In rolls, of a width exceeding 28 cm but not exceeding 36 cm	-	10	-	10
48010022	Newsprint weighing more than 55 g/m2, In rolls, width >36cm & <28cm	-	77	-	1 066
48010023	Newsprint in sheets,square/rectangular, one side> 28 cm but< 36 cm, & oth side > 15 cm in the unfolded state	-	686	-	5 033
48010024	Newsprint in sheets,square/rectangular,one side >36 cm,& oth side> 15 cm in the unfolded state	255	40 542	59	14 965
48021000	Handmade paper and paperboard	20	220	110	17 771
48022090	Paper&paperboard oth thn in rolls of < 5 cm width/ rectangular sheets of which no side >36 cm in the unfolded state	-	32 810	-	64 831
48025429	Wallpaper in rolls other than of not > 15 cm width / rectangular sheets of which no side > 36 cm in the unfolded state	103 954	1 048 877	136 343	1 299 529
48025490	Carbonising base paper other than HS code 4802.54.21 - 4802.54.50	51 334	507 653	78 152	754 488
48025540	Base paper of a kind used to manufacture aluminium coated paper	-	9 289	-	25 080
48025569	Oth paper and paperboard of a kind used for writing, printing and other graphic purposes, of a width exceeding 15 cm	6 038 395	77 555 857	5 210 723	67 225 317
48025590	Oth paper and paperboard of a kind used for writing, printing and other graphic purposes, other than multi-ply paper	57 731 597	494 209 484	42 608 198	390 666 338
48025620	Fancy paper&paperboard incl w/ watermarks,granitized felt finish,fibre finish,vellum antique finish/blend of specks	-	205 948	-	227 900
48025641	Oth paper&paperboard of a kind used for writing,printing&oth graphic purposes,width<36 cm in rect sheet& the fould state	16 727 626	123 436 874	15 217 954	113 761 093
48025690	Oth paper&paperboard of a kind used for writing,printing&oth graphic purposes, oth thn multi-ply paper	136 927 294	1 160 219 406	111 266 473	990 710 835
48025711	Carbonising base paper, with no side > 36 cm in the unfolded state	-	61 087	-	128 192
48025719	Carbonising base paper, with no side < 36 cm in the unfolded state	28 500	117 098	47 909	201 291
48025729	Oth paper&paperboard used for writing, printing and other graphic purposes, with no side < 36 cm in the unfolded state	8 437 608	82 323 446	7 374 735	74 805 728
48025730	Oth paper&paperboard used for writing, printing and other graphic purposes, multi-ply paper	-	8 848	-	14 373
48025790	Oth paper&paperboard used for writing, printing and other graphic purposes, oth thn multi-ply paper	17 703 949	295 576 645	12 164 679	225 532 209
48025829	Fancy paper&paperboard,oth rolls width<= 15 cm rectangular sheets w/one side <=36 cm&oth side<=15 cm in unfolded state	52 219	107 676	62 288	145 993
48025831	Fancy paper&paperboard,for writing,printing&oth graphic purposes,rolls<15cm,recta sheets no side>36cm unfolded state	101 871	1 125 178	113 210	1 247 737
48025839	Fancy paper&paperboard,for writing,printing&oth graphic purposes,oth thn roll<15cm,recta sheets no side>36cm unfolded state	5 376 611	48 165 004	4 827 074	44 223 139
48025891	Oth fancy paper&paperboard used for writing, printing & oth graphic purposes,weighing >150g/m2 but < 225g/m2	2 391 890	23 600 877	1 975 866	20 305 839
48025899	Oth fancy paper&paperboard used for writing, printing & oth graphic purposes,weighing <150g/m2 but > 225g/m2	2 878 616	30 823 284	2 678 354	30 366 335

Tabel 3 : Ekspor Indonesia menurut Komoditi (Kode HS 8 digit)

Oktober 2018

Kode H S	Uraian golongan barang	Berat bersih (Kg)		Nilai F.O.B. (U S \$)	
		Bulan ini	Kumulatif	Bulan ini	Kumulatif
(1)	(2)	(3)	(4)	(5)	(6)
48026160	Other paper and paperboard of a kind used for writing, printing and other graphic purposes, multi-ply paper	549	549	4 576	4 576
48026199	Other paper and paperboard used for writing, printing and other graphic purposes,weighing < 150g/m2 but < 225g/m2	-	226 097	-	198 244
48026210	Fancy paper&paperboard,incl paper&paperboard w/watermarks sheets one side<= 36 cm&oth side<= 15 cm in the unfolded state	-	919	-	24 072
48026220	Other fancy paper&paperboard w/watermarks,a granitized felt&fibre finish,vellum antique finish/blend of specks	-	180 464	-	455 489
48026299	Oth fancy paper&paperboard for writing,printing&oth graphic purposes,oth thn weighing >150g/m2 but less thn 225g/m2	-	73 613	-	154 105
48026911	Paper oth head 4802.62 used for writing,printing&oth graphic purposes,in rect sheets no side> 36cm in unfolded state	-	80	-	191
48026999	Paper oth head 4802.62,weighing less than 150g/m2 & less than 225g/m3	-	243 112	-	230 949
48030030	Toilet/facial tissue stock, towel or napkin stock and similar paper of cellulose wadding or of webs of cellulose fibres	3 807	161 502	21 021	207 907
48030090	Toilet/facial tissue stock, towel or napkin stock and similar paper of oth than of cellulose	44 233 609	465 252 249	50 072 944	515 008 809
48041100	Kraftliner unbleached	60 718	7 350 922	65 371	3 762 241
48041900	Kraftliner other than unbleached	320	288 533	170	233 587
48042110	Sack kraft paper unbleached of a kind used for making cement bags	23 999	948 585	16 439	640 079
48042190	Sack kraft paper unbleached other than of a kind used for making cement bags	-	51 050	-	26 478
48042910	Sack kraft paper other than unbleached of a kind used for making cement bags	-	34 589	-	24 212
48042990	Sack kraft paper other than unbleached other than of a kind used for making cement bags	-	34 973	-	27 592
48043190	Oth kraft paper&paperboard,unbleached oth wet strength of 40g to 60g,of kind used in the manufac of ply adhesive tape	-	2 613 408	-	1 331 550
48043920	Oth kraft paper&paperboard,bleached,paper and paperboard of a kind used for making food packaging	330 518	2 416 935	461 917	3 531 362
48043990	Oth kraft paper&paperboard,bleached oth paper and paperboard of a kind used for making food packaging	2 783 348	28 207 648	3 041 979	31 079 994
48044110	Other kraft paper&paperboard weighing > 150 g/m2 but < 225 g/m2 unbleached,electrical grade insulating kraft paper	-	1 379	-	37 412
48044290	Oth Paper & paperboard of a kind used for making food packaging,bleached uniformly throughout the mass & >95 % by weight	-	939	-	5 749
48045210	Paper & paperboard a kind used for making food packaging,bleached uniformly throughout the mass & >95% by weight	-	20	-	27
48045910	Paper & paperboard a kind used for making food packaging,unbleached uniformly throughout the mass & >95% by weight	-	25 030	-	13 523
48045990	oth Paper&paperboard kind used for making food packaging,unbleached uniformly throughout the mass & >95% by weight	-	24 800	-	13 392
48051100	Semichemical fluting paper	5 717 035	93 043 298	2 666 758	44 589 924
48051910	Fluting paper other than semichemical and straw, weighing more than 150 g/m2 but less than 225 g/m2	840 089	2 256 844	359 804	1 564 626
48051990	Fluting paper other than semichemical and straw, other than weighing more than 150 g/m2 but less than 225 g/m2	27 109 660	435 330 675	12 406 065	205 658 688
48052400	Testliner (recycled liner board), weighing 150 g/m2 or less	3 422 725	69 964 379	1 616 756	34 439 324
48052510	Testliner (recycled liner board), Weighing >150 g/m2 and < 225 g/m2	90 570	18 052 917	41 113	8 901 944

Tabel 3 : Ekspor Indonesia menurut Komoditi (Kode HS 8 digit)

Oktober 2018

Kode H S	Uraian golongan barang	Berat bersih (Kg)		Nilai F.O.B. (U S \$)	
		Bulan ini	Kumulatif	Bulan ini	Kumulatif
(1)	(2)	(3)	(4)	(5)	(6)
48053090	Sulphite wrapping paper, other than coloured paper of a kind used for wrapping wooden match box	-	56 624	-	67 465
48055000	Felt paper and paperboard	3 696 331	34 660 762	1 893 534	18 648 660
48059190	Oth uncoated paper&paperboard,in rolls/sheets,weighing 150 g/m2 or less,oth thn of a kind used to manufacture joss paper	4 234 694	52 783 254	2 771 032	33 707 660
48059210	Other uncoated paper and paperboard, in rolls or sheets,weighing >150 g/m2 but<225 g/m2, multiply paper and paperboard	35 904	1 045 803	21 004	624 868
48059290	Other uncoated paper and paperboard, in rolls or sheets,weighing >150 g/m2 but<225 g/m2, oth multiply paper& paperboard	167 794	4 587 912	110 677	2 854 136
48059310	Other uncoated paper and paperboard, in rolls or sheets,weighing =>225 g/m2, multiply paper and paperboard	789 742	11 324 686	469 493	6 500 885
48062000	Greaseproof papers	202 761	2 453 095	325 268	4 004 799
48063000	Tracing papers	238	4 826	1 041	22 122
48064000	Glassine and other glazed transparent or translucent papers	87 019	816 543	140 518	1 188 565
48070000	Composite paper&paperboard not surface?coated/impregnated,won internally reinforced,in rolls/sheets	-	4 433 516	-	2 424 649
48081000	Corrugated paper and paperboard, whether or not perforated	-	720	-	4 036
48089090	Paper and paperboard, other than HS code 4808.90.20 - 4808.90.30	18 932	395 013	14 750	240 190
48092000	Selfcopy paper	3 809 541	48 495 450	5 797 317	71 859 693
48099010	Carbon paper and similar copying papers	50	206	150	750
48101310	Paper and paperboard,printed of a kind used for self-recording apparatus, of a width of 150 mm or less,in rolls	-	0	-	401
48101391	Paper and paperboard, of a width of 150 mm or less, in rolls	154 809	157 689	124 733	137 533
48101399	Paper and paperboard, other than of a width of 150 mm or less, in rolls	4 424 597	44 153 987	5 617 681	54 525 314
48101419	Printed,of a kind used for self-recording apparatus,no side > 360 mm,oth electroen cephalograph&fetal monitoring papers	-	4 864	-	5 788
48101491	Oth printed,of a kind used for self-recording apparatus, of which no side>360 mm,	1 527	3 818	2 087	5 342
48101499	Oth printed,of a kind used for self-recording apparatus, other than of which no side>360 mm,	669 682	4 279 665	538 090	3 652 821
48101910	Printed, of a kind used for self-recording apparatus, of which no side exceeds 360 mm in the unfolded state	102 533	1 577 614	222 035	5 269 401
48101999	Printed,of a kind used for self-recording apparatus, other than of which no side>360 mm	3 282 772	23 776 115	4 190 657	31 065 748
48102299	Other printed oth thn in rolls of a width of 150 mm or less,sheets of which no side exceeds 360 mm in the unfolded state	-	89 325	-	51 362
48102910	Printed,of used for self-recording apparatus,in rolls width <= 150 m,in sheets no side > 360 mm in the unfolded state	168 918	1 013 508	360 120	2 139 860
48102991	Other printed, in rolls width <= 150 mm,in sheets no side > 360 mm in the unfolded state	9 102	30 137	8 346	56 472
48102999	Other printed,oth thn in rolls width <= 150 mm,in sheets no side > 360 mm in the unfolded state	11 610 973	140 441 834	10 377 109	123 840 971
48103230	Kraft paper and paperboard,bleached in rolls<150 mm width/sheets no side > 360 mm in the unfolded state weighing>150g/m2	-	146 880	-	95 823
48103290	Kraft paper and paperboard,bleached oth in rolls<150 mm width/sheets no side > 360 mm unfolded state weighing>150g/m2	73 623	786 334	80 910	886 563
48109240	Other paper and paperboard,Multi-ply,In rolls of ?150 mm in width or sheets of which side ?360 mm in the unfolded state	-	97 073	-	63 448
48109290	Other paper & paperboard, Multi-ply, In rolls of > 150 mm in width or sheets of which side >360 mm in the unfolded state	12 299 411	76 812 259	7 665 644	49 222 866

Tabel 3 : Ekspor Indonesia menurut Komoditi (Kode HS 8 digit)

Oktober 2018

Kode H S	Uraian golongan barang	Berat bersih (Kg)		Nilai F.O.B. (U S \$)	
		Bulan ini	Kumulatif	Bulan ini	Kumulatif
(1)	(2)	(3)	(4)	(5)	(6)
48111090	Tarred,bituminised/asphalted pap&papboard,except inRols,width?15cm/except inRetangular(inclSquare)sheetSide?36cmunfolding	-	45 884	-	99 590
48114120	Gummed/adhesive pap&papboard,self-adhesive, in rolls, width ?15cm/ in rectangular(inclSquare) sheets side ?36cm unfolding	189 542	1 941 555	491 236	5 403 943
48114190	Gummed/adhesivePap&papboard,selfadhesive, except rolls, width?15cm/exceptRectangular(inclSquare)sheetsSide?36cm,unfolding	721 466	3 629 083	1 545 870	8 976 361
48114920	Gummed/adhesive pap&papboard,except self-adhesive,in rolls,width?15cm/inRectangular(inclSquare)sheets side?36cm,unfolding	2 122	54 139	6 693	118 671
48114990	Gummed/adhesive pap&papboard, excself-adhesive, exceptInRolls, width?15cm/exc in rectang(inclSquare)shetSide?36cm unfolding	24 779	426 155	49 762	842 561
48115199	Paper&paperboard coated, bleached,weighing>150 g/m2,except in rolls of not more than 15 cm,oth floor coverings	-	19	-	24
48115920	Paper&paperboard covered on both faces w/trans films of plastics&w/a lining aluminium foil, pack of liquid food products	-	49 791	-	37 373
48115999	Paper&paperboard oth in rolls< 15 cm in width/rectangular sheets no side >36 cm in the unfolded state,oth floor covering	1 302 893	9 854 226	1 728 488	12 855 685
48119049	Paper&paperboard, in rolls< 15 cm width/rectangular sheets no side > 36 cm the unfolded state,oth floor covering	-	33 199	-	55 516
48119091	Othpap, papboard, celuloseWading&webCelulosefibre, inRols, width?15cm/inRectan(inclSqre)shet side?36cm, unfolded, florcovring	-	7 485	-	17 371
48119099	Other than floor covering and maebled paper oth in rolls<15cm of which no side >36 cm	438 963	2 755 451	2 243 187	13 634 330
48120000	Filter blocks, slabs and plates, of paper pulp.	9 033	40 448	49 842	255 891
48131000	Cigarette paper, in the form of booklets or tubes.	32 295	287 026	1 243 713	7 381 166
48132000	Cigarette paper, in rolls of a width not exceeding 5 cm	1 320 713	14 024 655	2 462 431	25 203 918
48139090	Cigarette paper, in rolls of a width exceeding 5 cm, not coated	150 055	1 982 691	819 887	7 949 052
48142090	Wallpaper&similar wall covering,consist of paper coated/covered,on the face side,grained,embossed,coloured,width>60cm	-	4 339	-	24 037
48149000	Window transparencies of paper.	-	1	-	10
48162010	Selfcopy paper, in rolls of a width exceeding 15 cm but not exceeding 36 cm	1 310 972	15 553 578	2 352 111	23 065 129
48162090	Selfcopy paper, in rolls except of a width exceeding 15 cm but exceeding 36 cm	120 424	2 166 043	191 781	3 358 525
48169020	Other copying paper	-	156	-	1 623
48171000	Envelopes	128 017	2 161 497	319 019	4 870 884
48172000	Letter cards, plain postcards and correspondence cards	-	2 018	-	8 848
48173000	Boxes, pouches, wallets and writing compendiums, of paper or paperboard, containing an assortment of paper stationery	39	36 815	2 963	144 453
48181000	Toilet paper	1 861 950	20 715 755	3 194 795	32 793 700
48182000	Handkerchiefs, cleansing or facial tissues and towels	3 780 666	33 483 760	6 145 161	54 085 890
48183010	Tablecloths	-	240	-	2 015
48183020	Serviettes	158 898	1 270 181	266 170	2 127 291
48189000	Cellulose wadding or webs of cellulose fibres, oth thn hs code 4818.10.00 - 4818.50.00	153 020	1 990 908	196 350	2 758 783
48191000	Cartons, boxes and cases, of corrugated paper or paperboard	973 198	11 560 923	955 364	10 596 774
48192000	Folding cartons, boxes and cases, of noncorrugated paper or paperboard	3 281 565	20 514 443	4 697 421	34 014 905
48193000	Sacks and bags, having a base of a width of 40 cm or more	215 551	1 694 801	557 599	3 918 508
48194000	Paper and paperboard; sacks and bags, including cones, of paper, paperboard, cellulose wadding or fibres, having a base width less than 40cm	1 740 956	17 975 242	4 522 274	46 550 819

Tabel 3 : Ekspor Indonesia menurut Komoditi (Kode HS 8 digit)

Oktober 2018

Kode H S	Uraian golongan barang	Berat bersih (Kg)		Nilai F.O.B. (U S \$)	
		Bulan ini	Kumulatif	Bulan ini	Kumulatif
(1)	(2)	(3)	(4)	(5)	(6)
48195000	Paper and paperboard; packing containers, including record sleeves, of paper, paperboard, cellulose wadding or fibres, n.e.c. in heading no. 4819	687 385	5 757 550	2 604 800	18 899 471
48196000	Box files, letter trays, storage boxes and similar articles, of a kind used in offices, shops or the like	155 452	490 896	234 556	851 556
48201000	Registers, account books, note books, order books, receipt books, letter pads, memorandum pads, diaries&similar articles	2 914 534	31 413 609	4 800 002	43 437 974
48202000	Exercise books	2 035 116	55 829 854	2 750 318	66 819 647
48203000	Binders (other than book covers), folders and file covers	283 092	2 315 943	640 565	4 830 718
48204000	Manifold business forms and interleaved carbon sets	50	100 807	7	101 521
48205000	Albums for samples or for collections	5 947	61 379	58 855	630 349
48209000	Registers, account books, note books, order books,etc, other than HS code 4820.10.00-4820.50.00	890 177	14 068 394	797 778	10 260 189
48211010	Label for jewellery, incl objects of personal adornment /porsonal use in the pocket, in handbag / on the person, printed	181	1 718	6 074	41 782
48211090	Labels excfor jewellery, incl obj of personal adornment /porsonal use in the pocket,in the handbag/on the person,printed	351	1 543	3 621	26 073
48219010	Paper or paperboard labels of all kinds, not printed.	-	10	-	1 756
48219090	Labels for jewellery,incl objects of personal adornment /porsonal use in the pocket,in handbag/on the person,not printed	4 943	3 112 114	15 959	6 679 944
48221010	Bobbins,spools,cops&similar supportsPaper pulp,pap/papboard(perforated/hardened/not),type for winding textile yarn,Cone	294 196	3 749 969	302 078	3 761 212
48221090	Bobbins, spools, cops&similarSuportofPaperpulp, paper/paperboard(perforated/hardened/not), forWinding textileYarn, exceptCone	59 140	528 232	60 766	716 236
48229090	Bobins,spools,cops&similarSuportofpaperpulp, paper/paperboard(perforated/hardened/not),excfor windingTextileYarn,excCone	224 768	1 689 499	309 397	2 355 441
48232010	Filter paper and paperboard, In strips, rolls or sheets	504 413	12 848 920	235 192	5 896 481
48232090	Filter paper and paperboard, except in strips, rolls or sheets	-	35 398	-	44 692
48234090	Rolls, sheets and dials, printed for selfrecording apparatus, not for electromedical apparatus	371 325	4 832 130	527 782	6 881 910
48236900	Trays, dishes, plates, cups and the like, of paper or paperboard, except of bamboo	998 147	8 765 547	2 869 561	25 638 740
48237000	Moulded or pressed articles of paper pulp	2 803	4 531	6 398	11 409
48239040	Paper tube sets of a kind used for the manufacture of fireworks	-	2 522	-	4 596
48239092	Joss paper	1 950 392	11 614 517	1 054 349	7 034 042
48239096	Other Kraft paper, cut to shape other than rectangular or square	25 872	65 034	47 282	115 995
48239099	Other Kraft paper, except cut to shape other than rectangular or square	221 718	1 969 746	274 839	2 105 274
49011000	Printed books, brochures, leaflets and similar printed matter, in single sheets, whether or not folded	122 044	897 473	443 752	2 365 599
49019910	Educational, technical, scientific, historical or cultural books	316 692	1 340 604	751 117	3 732 007
49019990	Printed books Other than educational, technical, scientific, historical or cultural books	74 082	530 954	288 395	1 661 043
49021000	Newspapers, journals&periodicals, illustrated &containing advertising material/not, Appearing at least four times a week	539	5 045	821	7 690
49029010	Educational, technical, scientific, historical or cultural journals and periodicals	1 154	12 876	2 836	33 216
49029090	Other than educational, technical, scientific, historical or cultural journals and periodicals	4 886	36 913	21 279	283 378
49030000	Children's picture, drawing or colouring books.	54	218 457	402	1 389 155

Tabel 3 : Ekspor Indonesia menurut Komoditi (Kode HS 8 digit)

Oktober 2018

Kode H S	Uraian golongan barang	Berat bersih (Kg)		Nilai F.O.B. (U S \$)	
		Bulan ini	Kumulatif	Bulan ini	Kumulatif
(1)	(2)	(3)	(4)	(5)	(6)
49040000	Music, printed or in manuscript, whether or not bound or illustrated.	-	6	-	18
49051000	Globes, printed	-	83	-	5 108
49059100	Maps&hydrographic/similar charts of all kinds,including atlases,wall maps&topographical plans,printed,In book form	2 906	17 459	6 008	52 058
49059900	Maps&hydrographic /similar charts of all kinds,including atlases,wall maps&topographical plans,printed,not in book form	4	1 419	170	13 120
49060000	Plans&drawingsforArchitectural, engineering, industri, trading, topographic, handwriting, photographReproduction&carbonCopies.	2	1 015	1 184	7 994
49070010	Banknotes, being legal tender	-	328 554	-	3 355 267
49070021	Unused postage stamps	-	1 801	-	45 023
49070029	Revenue	24 059	207 655	207 514	2 442 278
49070040	Stock, share or bond certificates and similar documents of title, cheque forms	429	71 804	3 510	1 681 695
49070090	stamp, stamp/postage, stampPaper, banknotes, chequeForm, stock, bond certificates&similarDocument, except HS 49070010-49070040	26 232	641 230	96 065	1 656 787
49081000	Transfers (decalcomanias), vitrifiable	359	5 272	17 901	179 321
49089000	Transfers (decalcomanias), not vitrifiable	16 727	129 116	148 625	2 374 563
49090000	Printed/illustratedPostcard, print CardsBearing, message/ announcements, whit/notIllustrated, with/without envelopes/trimmings.	75 491	697 574	365 461	3 430 080
49100000	Calendars of any kind, printed, including calendar blocks.	4 585	38 431	7 964	116 006
49111010	Catalogues listing only educational, technical, scientific, historical or cultural books and publications	184	9 891	1 508	51 331
49111090	advertisiMaterial, comercialCatalog, apartCatalogues listing onlyeduca, technic, scient, histori/cultural books&publications	36 168	352 294	99 603	1 523 021
49119110	Designs	158	5 666	1 093	38 216
49119129	Pictures and photographs, of a kind to be mounted for instructional purposes, oher than Anatomical and botanical	-	17 535	-	23 960
49119139	Pictures and photographs, except of a kind to be mounted for instructional purposes, oher than Anatomical and botanical	2 215	2 380	3 709	6 749
49119910	OthPrintItem, apartTradeAdvertMaterial, comercilCatalog, notPic, design&photogrph, PrintCardsForJeweleryInPocket, handbag, Body	430	19 464	2 059	50 613
49119920	OthPrint item,apart trade advert.Mterial,commercial catalog&the like,espPic,designs&photographs,Print label for explosiv	45	139	136	313
49119930	Oth.PrintItem, aparttradAdvert.Material, comercialCatalog, notPic, design&photogrph, Educ, technic, scient, histori, cultuarcards	2 500	2 500	105 000	105 000
49119990	Other print matter,apart advertsimaterial,commercial cataloguess,escPictures,design&photographs,esc HS 49119910-49119930	90 202	609 642	257 248	2 224 736
50030000	Silk waste (including cocoons unsuitable for reeling, yarn waste and garnetted stock).	-	200	-	600
50060000	Silk yarn and yarn spun from silk waste, put up for retail sale, silkworm gut.	34	11 381	31	185 145
50071030	Woven fabrics of noil silk, Printed by the traditional batik process	-	11 881	-	35 161
50071090	Woven fabrics of noil silk, except HS 50071020-50071030	-	1 550	-	84 805
50072090	Other woven fabrics, containing 85%/more by weight or of silk waste other than noil silk, except HS 50072030-50072090	1	4 233	4 700	15 483
50079020	Woven other fabrics,not containing 85%/more by weight/of silk waste other than noil silk, Unbleached or bleached	-	18 244	-	160 849

Tabel 3 : Ekspor Indonesia menurut Komoditi (Kode HS 8 digit)

Oktober 2018

Kode H S	Uraian golongan barang	Berat bersih (Kg)		Nilai F.O.B. (U S \$)	
		Bulan ini	Kumulatif	Bulan ini	Kumulatif
(1)	(2)	(3)	(4)	(5)	(6)
50079090	Other woven fabrics,not containing 85%/more by weight of silk/of silk waste other noil silk,except HS 50079020-50079030	-	22 383	-	173 172
51011900	Wool, not carded or combed, Greasy, including fleecewashed wool, other than Shorn wool	-	550	-	1 063
51052900	Wool tops and other combed wool, except Combed wool in fragments	-	6 246	-	15 302
51061000	Yarn of carded wool, not put up for retail sale, Containing 85 % or more by weight of wool	-	735	-	56 018
51062000	Yarn of carded wool, not put up for retail sale, Containing less than 85 % by weight of wool	-	4 280	-	86 063
51071000	Yarn of combed wool, not put up for retail sale, Containing 85 % or more by weight of wool	-	31 535	-	236 656
51072000	Yarn of combed wool, not put up for retail sale, Containing less than 85 % by weight of wool	-	9 469	-	12 307
51091000	Yarn of wool /of fine animal hair, put up for retail sale, Containing 85 % /more by weight of wool / of fine animal hair	-	31	-	746
51100000	Yarn of coarse animal hair or of horsehair (including gimped horsehair yarn), whether or not put up for retail sale.	2 977	24 934	1 418	11 424
51111100	Woven fabrics wool/comb fine animal hair,Contain?85%/fine animal hairm, Of a weight ?300 g/m2	-	12	-	419
51112000	Woven fabrics wool / comb fine animal hair, not contain ?85%/fine animal hair,oth mixmainly/solely with manmade filament	-	21	-	100
51113000	Woven fabrics wool/fine animal hair,not contain ?85%&fine animal hair,oth mixMainly/solely with manmade staple fibre	1	1	2	2
51119000	Woven fabrics of carded wool or of carded fine animal hair, except HS 511111 - 511130	-	1	-	88
51121100	WovFabrics wool/comb fine animalhair,Containing 85 % or more by weight or of fine animal hair, Of a weight ?200 g/m2	3	3 649	56	89 243
51121910	WovFabrics wool or comb fine animalhair,Contain?85%/fine animalhair,weight>200g/m2,Print by the traditional batik proces	-	1	-	20
51121990	WovFabrics wool/combed fine animal hair,Contain ?85%&fine animalhair, weight>200g/m2,notprint traditional batik proces	-	3	-	26
51122000	WovFbrics wool/combed fine animal hair,not conta 85%/more&fine animal hair, mixMainly/solely with manmade filaments	14	1 364	626	36 413
51123000	WovFabrics wool/ combed fine animal hair,not contain ?85% & fine animal hair,mixmainly/solely with manmade staple fibre	-	53	-	1 198
51129000	Woven fabrics of combed wool or of combed fine animal hair, except HS 511211 - 511230	9	49	469	2 756
51130000	Woven fabrics of coarse animal hair or of horse hair	-	29	-	100
52010000	Cotton, not carded or combed	385 910	1 065 055	591 920	1 597 552
52021000	Yarn waste (including thread waste)	46 838	302 846	64 013	322 766
52029900	Cotton waste, except garnetted stock	2 152 485	12 676 673	2 247 254	14 619 845
52030000	Cotton, carded or combed	675 016	4 940 568	1 212 501	11 820 684
52041190	Cotton sewing thread, Not put up for retail sale, Containing 85 % or more by weight of cotton, bleached	-	614	-	3 627
52041900	Cotton sewing thread, Not put up for retail sale, not containing 85 % or more by weight of cotton	1 231	21 513	3 611	36 377
52042000	Cotton sewing thread, put up for retail sale	390	3 560	620	3 115
52051100	Single yarn, of uncombed fibres,contain?85%,not for retail sale,size ?714.29 decitex (?14 metric number)	1 052 054	10 995 960	1 962 794	18 672 534
52051200	Single yarn,uncombed fibre,contain?85%,not for retail sale,size<714.29 but ?232.56 decitex(>14but?43metric number)	4 206 923	56 809 888	11 890 026	158 952 905

Tabel 3 : Ekspor Indonesia menurut Komoditi (Kode HS 8 digit)

Oktober 2018

Kode H S	Uraian golongan barang	Berat bersih (Kg)		Nilai F.O.B. (U S \$)	
		Bulan ini	Kumulatif	Bulan ini	Kumulatif
(1)	(2)	(3)	(4)	(5)	(6)
52051300	CotYarn(not sewingThread), contain?85%, notfor retSale, SingYarn, uncombFibre, size<232.56but?192.31dtex(>43but?52metricNumb)	810 982	13 350 212	2 545 779	40 800 736
52051400	Single yarn,uncombed fibres,contain?85 %,not for retail sale,size<192.31 but ?125 decitex(>52but?80 metric number)	955 304	20 643 740	2 997 219	64 026 904
52051500	CotYarn (not sewingThread), contain?85%, not for retSale, SingYarn, uncombFibre, size<125dtex (> 80 metric number)	16	17	60	61
52052100	CotYarn(not sewingThread), contain?85%, notfor retSale, SingYarn,combFibres,size 714.29dtex or more (?14 metric number)	153 850	2 260 258	470 410	6 082 711
52052200	CotYarn(notSewingThread), contain?85%, notfor retSale, SinglYarn, combFibres, size<714.29but?232.56dtex(>14but ?43metricNumb)	497 469	8 740 139	1 561 746	28 868 294
52052300	CotYarn(not sewingThread), contain?85%, notfor retSale, SinglYarn, combFibre, size<232.56but?192.31dtex(>43but?52metricNumb)	1 158 735	8 953 828	3 791 708	31 046 122
52052400	Single yarn, of combed fibres measuring 125<decitex<192,31 (52<metric number<80), cotton > 85%	1 518 855	17 882 331	5 353 716	64 375 943
52052600	Single yarn, of combed fibres measuring 106,38<decitex< 125 (80<metric number<94) , cotton > 85%	1 814	6 350	12 568	43 350
52052700	Single yarn, of combed fibres measuring 83,33<decitex<106,38 (94<metric number<120) , cotton > 85%	10 909	222 527	78 576	1 206 332
52052800	Single yarn, of combed fibres measuring < 83,33 decitex (metric number>120), cotton > 85%	-	15 785	-	126 968
52053100	Multiple or cabled yarn, of uncombed fibres measuring >714.29 decitex (<14 metric number per single yarn), cotton > 85%	-	52 423	-	128 638
52053200	Multiple/cabled yarn, of uncombed fibres measuring 232.56<decitex<714.29 (14<metric number<43per single yarn),cotton>85%	618 942	2 220 937	1 863 955	6 819 826
52053300	Multiple/cabled yarn,of uncombed fibres measuring 192.31<decitex<232.31 (43<metric number<52 per single yarn),cotton>85%	51 030	644 831	195 031	2 389 226
52053400	Multiple or cabled yarn, of uncombed fibres measure 125<decitex<192.31 (52<metric number<80 per single yarn), cotton>85%	30 709	1 881 319	127 543	6 213 453
52053500	Multiple or cabled yarn,of uncombed fibres measuring < 125 decitex (metric number>80 per single yarn), cotton > 85%	-	56 875	-	176 883
52054200	Multiple or cabled yarn, of combed measuring 232.56<decitex<714.29 (14 < metric yarn < 43 per single yarn), cotton >85%	-	46 082	-	234 993
52054300	Multiple / cabled yarn, of combed measuring 192.31<decitex<232.56 (43 < metric number < 52 per single yarn), cotton >85%	7 416	129 525	33 596	557 692
52054400	Multiple or cabled yarn, of combed measuring 125<decitex< 192.31 (52 < metric number < 80 per single yarn), cotton >85%	33 744	721 505	143 614	3 328 064
52054600	Multiple / cabled yarn, of combed measuring 106,38<decitex< 125 (80 < metric number < 94 per single yarn), cotton >85%	-	100 718	-	482 450
52054700	Multiple/cabled yarn,of combed measuring 83,33<decitex< 106,38 (94 < metric number < 120 per single yarn),cotton >85%	21 773	88 190	138 622	570 742
52054800	Multiple or cabled yarn, of combed measuring < 83.33 decitex (metric number > 120 per single yarn), cotton > 85%	5 443	16 692	54 693	165 725
52061100	Single yarn of uncombed fibres, measuring >714,29 or decitex (metric number < 14), cotton < 85%	884 442	12 560 404	1 072 620	15 544 726
52061200	Single yarn of uncombed fibres, measuring 232,56 < decitex < 714,29 (14<metric number<43), cotton < 85%	387 965	2 641 827	778 034	5 085 897
52061300	Single yarn of uncombed fibres, measuring 191,31 < decitex < 232,56 (43<metric number<52), cotton < 85%	127 102	702 236	321 482	1 876 620

Tabel 3 : Ekspor Indonesia menurut Komoditi (Kode HS 8 digit)

Oktober 2018

Kode H S	Uraian golongan barang	Berat bersih (Kg)		Nilai F.O.B. (U S \$)	
		Bulan ini	Kumulatif	Bulan ini	Kumulatif
(1)	(2)	(3)	(4)	(5)	(6)
52061400	Single yarn of uncombed fibres, measuring 125 < decitex < 191,31 (52<metric number<80), cotton < 85%	43 126	375 668	139 904	1 450 827
52061500	Single yarn of uncombed fibres, measuring <125 desitex (80<metric number), cotton < 85%	9 072	126 297	29 428	346 324
52062100	Single yarn, of combed fibres, measuring >714.29 desitex (14>metric number), cotton<85%	395 934	4 415 194	627 161	6 566 747
52062200	Single yarn, of combed fibres, measuring 232.56<decitex<714.29 (14<metric number<43) , cotton<85%	574 532	5 629 373	1 590 187	16 138 012
52062300	Single yarn, of combed fibres, measuring 192.31< decitex <232.56 (43<metric number<52), cotton<85%	1 120 087	10 116 013	3 473 356	29 325 693
52062400	Single yarn, of combed fibres, measuring 125<decitex< 192.31 (52<metric number<80),cotton<85%	146 232	2 353 242	541 907	7 579 281
52062500	Single yarn, of combed fibres, measuring <125 decitex (metric number > 80), cotton<85%	-	3 084	-	23 146
52063100	Multiple yarn, of uncombed measuring > 714.29 decitex (metric number > 14 per single yarn), cotton<85%	-	40 422	-	57 932
52063200	Multiple yarn,of uncombed measuring 232.56<decitex< 714.29 (14<metric number<43 per single yarn), cotton<85%	-	46 597	-	55 462
52063400	Multiple yarn,of uncombed measuring 125 <decitex< 192.31 (52<metric number<80 per single yarn), cotton<85%	170	752	3 326	23 333
52064200	Multiple yarn, of combed fibres measuring 232,56 <decitex< 714.29 14<number metric<43 per single yarn, cotton<85%	-	16	-	9
52064300	Multiple yarn, of combed fibres measuring 191.31 <decitex< 232.56 (43<number metric<52 per single yarn), cotton<85%	43 892	228 930	131 824	696 933
52064400	Multiple yarn, of combed fibres measuring 125<decitex< 191.31, cotton < 85%	-	21 773	-	92 560
52071000	Cotton yarn (oth sewing thread) retail sale,containing >=85% cotton by weight	8 119	42 056	33 253	182 877
52079000	Cotton yarn (oth sewing thread) retail sale, containing< 85% cotton by weight	11 450	44 836	18 322	68 000
52081100	Woven fabrics of cotton, unbleached plain weave weighing <= 100 g/m, >=85% cotton	66 994	975 042	410 076	5 628 418
52081200	Woven fabrics of cotton, unbleached plain weave 100<weighing<200 g/m, >=85% cotton	249 825	4 599 841	1 395 729	23 151 112
52081300	Woven fabrics of cotton, unbleached ,3 or 4 thread twill including cross twill, <200g/m, >=85%of cotton	62 603	872 802	277 634	3 989 449
52081900	Woven oth fabrics of cotton, unbleach, <200g/m, >=85% of cotton	95 555	722 537	448 997	4 293 339
52082100	Woven fabrics of cotton, bleached, plain weeve, weighing<100g/m, >=85% of cotton	-	9 245	-	59 142
52082200	Woven fabrics of cotton, bleached, plain weave, 100<weigh<200 g/m, >=85% cotton	16 026	212 416	96 641	2 112 178
52082300	Woven fabrics of cotton, bleached, 3/4 thread twill including cross twill, weighing<200g/m,>=85%of cotton	-	8 628	-	74 260
52082900	Woven other fabrics of cotton, bleached, <200g/m,>=85% of cotton	5 559	105 537	15 573	638 596
52083190	Woven fabrics of cotton, dyed, plain weave, other than voile, weight <100 g/m,>= 85% of cotton	-	40 963	-	414 489
52083200	Woven fabrics of cotton, dyed, plain weave, weight >100 g/m,>=85% of cotton	75 502	652 602	709 871	5 784 602
52083300	Woven fabrics,of cotton, dyed, 3/4 thread twill, including cross twill, >=85% of cotton	-	1 456	-	16 739
52083900	Woven other fabrics of cotton, dyed, , >=85% of cotton	20 047	232 006	381 955	3 672 565
52084190	other string Woven fabrics, cont>=85% of cotton , of diff colour yarn, plain weave weight < 100 g/m	96	2 426	1 334	38 986
52084290	Other string Woven fabrics, cont >=85%, cotton of diff colour yarn, plain weave weight > 100 g/m	9 282	32 545	105 676	383 162

Tabel 3 : Ekspor Indonesia menurut Komoditi (Kode HS 8 digit)

Oktober 2018

Kode H S	Uraian golongan barang	Berat bersih (Kg)		Nilai F.O.B. (U S \$)	
		Bulan ini	Kumulatif	Bulan ini	Kumulatif
(1)	(2)	(3)	(4)	(5)	(6)
52084300	Fabrics, woven; of yarns of different colours, 3thread or 4thread twill, including cross twill	306	1 496	4 121	21 334
52084900	Other fabrics of yarns of different colours	9 659	24 190	75 451	280 856
52085110	Plain weave, weinghing <=100g/m2 printed by the traditional batik process	161	1 989	4 345	69 757
52085190	Plain weave,weinghing <=100g/m3, not printed by the traditional batik process	12 098	126 806	136 216	1 168 443
52085210	Plain weave, weinghing >100g/m2 printed by the traditional batik process	29 637	324 799	584 090	5 446 629
52085290	Plain weave, weighing >100g/m3, printed by the not traditional batik proces	66 772	682 261	897 501	8 804 149
52085910	Other fabrics, printed by traditional batik process,<200 g/m, >=85% cotton	19 278	51 918	274 336	727 539
52085990	Other fabrics, printed not traditional batik process&3/4 thread twill inck cross twill<200 g/m, >=85% cotton, ohter	9 930	163 986	108 284	1 437 205
52091110	Plain weave, unbleached cont.>=85% of cotton, weight >200 g/m2, duck and canvas	4 369	12 918	2 200	41 443
52091190	Plain weave,unbleached cont.>=85% of cotton, weight >200 g/m2, others duck & canvas	37 299	614 798	321 539	4 102 420
52091200	Plain weave, unbleached, 3-thread/4-thread twill includiing cross twill, >=85% of cotton, weight > 200g/m2	102 308	1 019 669	418 250	3 912 467
52091900	Other fabrics unbleached,>=85% cotton ,weighing > 200 g/m2	3 410	237 020	6 809	1 157 171
52092100	Woven fabric bleached, Plain weave >=85% cotton, weighing > 200 g/m2	-	22 083	-	79 132
52092200	Woven fabric bleached, Plain weave, 3/4-thread twill including cross twill, >=85% weighing>200g/m	12 934	193 088	195 539	2 070 218
52092900	Woven fabric bleached, other fabrics >=85% cotton, weighing > 200 g/m2	-	10 361	-	82 836
52093100	Woven fabrics dyed, plain weave,cont.85% of cotton, weight > 200 g/m2	501	5 330	3 879	61 864
52093200	Woven fabrics dyed, 3/4 thread including cross twill,dyed,>= 85%, weight>200g/m	11 671	257 983	95 327	1 775 464
52093900	Woven fabrics dyed, Other fabrics, cont.85% of cotton, weight > 200 g/m2	768	215 262	6 050	990 636
52094200	Woven fabrics of yarn different colours, denim, >=85% cotton, weight>200g/m	127 587	1 218 998	767 016	6 697 055
52094300	3/4 thread twill including cross twill, not denim & not plain weave, yarn different colours, >=85% cotton, weight>200g/m	1 598	8 946	12 605	70 511
52094900	Other woven fabrics of yarn different colours, >=85% cotton, weight>200g/m	69 503	109 202	76 925	171 319
52095110	Woven fabrics, plain weave, printed by batik process, >=85% cotton, weight>200g/m	732	75 109	14 712	719 385
52095190	Woven fabrics, plain weave, not printed by batik process,>=85% cotton, weight>200g/m	-	8 074	-	69 107
52095210	Wofen fabrics, 3/4 thread twill including cross twill, printed by batik process, >=85% cotton, weight>200g/m	-	7 786	-	51 468
52095290	Wofen fabrics, 3/4 thread twill including cross twill, printed not by batik process, >=85% cotton, weight>200g/m	-	2 436	-	26 904
52095990	Other woven fabrics, not printed by batik process, >=85% cotton, weight>200g/m	20 596	247 941	465 224	4 602 113
52101100	Woven fabric,unbleached, plain weave < 85% cotton mixed with man-made fibres, weight<200g/m2	176 062	3 004 718	881 167	13 756 698
52101900	Woven fabric,unbleached, other fabrics < 85% cotton mixed with man-made fibres, weight<200g/m2	5 024	82 594	29 908	511 874
52102100	Woven fabric,bleached, plain weave < 85% cotton mixed with man-made fibres, weight<200g/m2	57 513	513 188	526 374	4 711 204
52102900	Woven fabric,bleached, other fabrics < 85% cotton mixed with man-made fibres, weight<200g/m2	5 998	141 141	74 123	1 703 389

Tabel 3 : Ekspor Indonesia menurut Komoditi (Kode HS 8 digit)

Oktober 2018

Kode H S	Uraian golongan barang	Berat bersih (Kg)		Nilai F.O.B. (U S \$)	
		Bulan ini	Kumulatif	Bulan ini	Kumulatif
(1)	(2)	(3)	(4)	(5)	(6)
52103100	Woven fabric,dyed, plain weave < 85% cotton,weight<200g/m2,	23 643	344 868	220 416	2 728 042
52103200	Woven fabric,dyed,3/4-thread twill incl cross twill,< 85% cotton,weight<200g/m2	257	1 562	4 443	17 184
52103900	Woven fabric,dyed, other fabrics < 85% cotton,weight<200g/m2,	9 097	66 045	85 212	713 910
52104110	String fabric plain weave,of yarn of different colour < 85% cotton,weight<200g/m2	8 753	96 829	62 638	691 451
52104190	Other string fabric plain weave,of yarn of different colour < 85% cotton,weight<200g/m2	2 339	7 435	39 391	121 725
52104900	Other fabric plain weave,of yarn of different colour < 85% cotton,weight<200g/m2	3 972	45 487	30 710	319 209
52105110	Woven fabric,plain weave,printed by batik process,< 85% cotton,weight<200g/m	-	13	-	158
52105190	Woven fabric,plain weave, not printed by batik process,< 85% cotton,weight<200g/m	8 432	14 785	103 998	182 191
52105990	Other woven fabric,not printed by batik process,< 85% cotton,weight<200g/m	-	2 629	-	33 490
52111100	Woven fabric,unbleached,plain weave ,< 85% cotton,weight>200g/m2	7 978	199 437	80 196	1 556 496
52111200	Woven fabric,3/4 thread twill,unbleached ,<85% ctnn, weight>200g/m2	10 946	223 513	52 558	1 088 524
52111900	Other woven fabric,unbleached, < 85% cotton,weight>200g/m2	27 754	265 483	168 352	1 443 045
52112000	Woven fabric,bleached,,< 85% cotton, weight>200g/m2	4 229	35 965	18 597	125 857
52113100	Woven fabric,dyed,plain weave,< 85% of cotton,weight>200g/m2	-	5	-	30
52113200	Woven fabric,3/4 thread twill,dyed,< 85% of cotton,weight>200g/m2	2 609	13 939	17 574	89 622
52113900	Other woven fabric,dyed,< 85% of cotton ,weight>200g/m2	136 506	1 250 171	871 978	7 532 823
52114190	Woven fabric,of yarn different colour,not string weave,< 85% cotton,weight>200g/m2	-	15 599	-	136 485
52114200	Woven fabric,of yarn different colour,denim, < 85% cotton,weight>200g/m2	17 691	230 171	128 961	557 054
52114900	Woven fabric,of yarn of different colour,other fabrics < 85% cotton,weight>200g/m2	15 787	24 806	15 787	70 694
52115110	Woven fabric,plain weave,printed by batik process,< 85% cotton,weight>200g/m2	25	25	1 155	1 155
52115190	Woven fabric,plain weave,not printed by batik process,< 85% cotton,weight>200g/m2	-	1	-	3
52115990	Other Woven fabric,not printed by batik process < 85% cotton,weight>200g/m2	-	811	-	9 589
52121100	Fabrics, woven; of cotton, unbleached, weighing not more than 200g/m2, n.e.c. in chapter 52	-	22 267	-	67 923
52121200	Fabrics, woven; of cotton, bleached, weighing not more than 200g/m2, n.e.c. in chapter 52	-	1 180	-	2 819
52121300	Fabrics, woven; of cotton, dyed, weighing not more than 200g/m2, n.e.c. in chapter 52	11 142	122 984	140 908	1 377 959
52121400	Fabrics, woven; of cotton, of yarns of different colours, weighing not more than 200g/m2, n.e.c. in chapter 52	1 621	1 625	12 799	13 076
52121510	Oth woven fabric of cotton weight<=200g/m2 printed by the traditional batik process	1 888	24 619	25 776	363 668
52121590	Oth woven fabric of cotton weight<=200g/m2 not printed by traditional batik process	123 148	892 122	1 047 591	7 286 985
52122100	Fabrics, woven; of cotton, unbleached, weighing more than 200g/m2, n.e.c. in chapter 52	-	8	-	11
52122300	Fabrics, woven; of cotton, dyed, weighing more than 200g/m2, n.e.c. in chapter 52	-	615	-	5 553
52122590	Oth woven fabric of cotton weight>200g/m2 not printed by traditional batik process	3 987	8 509	18 661	59 497
53031000	Jute & oth textile bast fibres, raw/ retted	-	25	-	25

Tabel 3 : Ekspor Indonesia menurut Komoditi (Kode HS 8 digit)

Oktober 2018

Kode H S	Uraian golongan barang	Berat bersih (Kg)		Nilai F.O.B. (U S \$)	
		Bulan ini	Kumulatif	Bulan ini	Kumulatif
(1)	(2)	(3)	(4)	(5)	(6)
53039000	Jute & oth textile bast fibres,not raw/ retted	587 520	2 939 620	101 374	599 381
53050010	Sisal & oth textile fibres of the genus ageve,tow & waste of these fibras	-	94 303	-	146 914
53050021	Coconut fibres(coir) and abaca fibres , coconut fibres, raw	935 480	5 715 406	237 299	1 399 675
53050022	Coconut fibres(coir) and abaca fibres, other coconut fibres	2 137 272	22 664 829	596 902	6 437 642
53050023	Abaca fibres	-	10	-	21
53050090	Vegetable textile fibres other than 5305.00.10-23	1 265 451	6 028 842	303 743	1 381 747
53062000	Multiple (folded)/cabled flax yarn	-	302	-	7 230
53072000	Multiple (folded)/cabled of jute/ oth fibres bast fibres of heading 53.03.	-	12	-	702
53089090	Other paper yarn	-	7	-	1 196
53091100	Woven fabrics of flax, containing 85 % or more by weight of flax,unbleached or bleached	-	395	-	6 349
53091900	Woven fabrics of flax, containing 85 % or more by weight of flax,oth thn unbleached or bleached	-	503	-	20 893
53092100	Woven fabrics of flax, containing less than 85 % by weight of flax, unbleached or bleached	-	2	-	117
53092900	Woven fabrics of flax, containing less than 85 % by weight of flax, oth thn unbleached or bleached	161	2 195	5 724	39 619
53109000	Woven fabrics of jute or of other textile bast fibres of heading 53.03, bleached	-	127	-	358
53110010	Woven fabrics of oth vegetable textile fibres&paper yarn, printed by batik process	-	12	-	201
53110020	Woven fabrics of oth vegetable textile fibres&paper yarn, abaca burlap	-	356	-	336
53110090	Woven fabrics of oth vegetable textile fibres&paper yarn, oth thn printed by batik process&abaca burlap	-	30	-	800
54011010	Sewing thread of man-made flment of synthetic filaments, for put up retail sale	1 680	3 575	8 088	22 980
54011090	Sewing thread of man-made flment of synthetic filaments, not for put up retail sale	20 928	172 490	96 070	973 219
54012010	Sewing thread of man-made flment of artificial filaments, for put up retail sale	-	29 000	-	91 041
54012090	Sewing thread of man-made flment of artificial filaments, not for put up retail sale	6 400	39 063	63 007	666 091
54021100	Synththatic filament yarn (oth than sewing High tenacity yarn of nylon/oth polyamides won textured, aramids	18 484	84 804	72 762	331 372
54021900	Synththatic filament yarn (oth than sewing High tenacity yarn of nylon/oth polyamides won textured, other than aramids	727 842	6 968 658	2 911 413	25 839 396
54022000	Synththatic filament yarn (oth than sewing High tenacity yarn of polyesters won textured	1 620 317	17 491 058	3 346 516	34 395 681
54023100	Textured yarn of nylon/oth polyamides measuring single yarn <= 50 tex	90 967	2 225 536	383 892	8 710 746
54023200	Textured yarn of nylon/oth polyamides measuring single yarn > 50 tex	0	156 280	3	357 310
54023300	Textured yarn of polyesters	5 935 999	71 803 744	12 205 882	134 247 609
54023400	Textured yarn of polypropylene synthetic filament	-	5 475	-	22 096
54023900	Textured yarn, other than HS ccode 5402.31.00 - 5402.34.00	-	1 154	-	11 314
54024410	Other yarn, single, untwisted or with a twist not exceeding 50 turns per metre,elastomeric,of polyesters	41	21 170	998	51 116
54024420	Other yarn, single, untwisted or with a twist not exceeding 50 turns per metre,elastomeric,of polypropylene	1 680	3 940	3 604	8 413
54024490	Other yarn,single,untwisted /with a twist not exceeding 50 turns per metre,elastomeric,oth thn polyester & polypropylene	498	59 336	2 083	250 119
54024500	Yarn, synthetic; filament, monofilament of nylon or oth polymides, single, untwisted/twisted 50 turns or less per metre, not for retail, not sewing thread	584 140	6 469 283	2 327 924	24 638 525

Tabel 3 : Ekspor Indonesia menurut Komoditi (Kode HS 8 digit)

Oktober 2018

Kode H S	Uraian golongan barang	Berat bersih (Kg)		Nilai F.O.B. (U S \$)	
		Bulan ini	Kumulatif	Bulan ini	Kumulatif
(1)	(2)	(3)	(4)	(5)	(6)
54024600	Yarn, synthetic; filament, monofilament, of polyesters, partially oriented, single, untwisted/twisted 50 turns or less per metre, not for retail sale, not sewing thread	678 250	15 963 293	1 176 959	22 771 199
54024700	Yarn, synthetic; filament, monofilament, polyesters , not partially oriented, single, untwisted or twisted 50 turns or </m, not for retail or sewing thread	3 161 888	43 420 853	6 745 546	81 078 841
54024800	Yarn, synthetic; filament, monofilament, of polypropylene, single, untwisted or twisted 50 turns < /m, not for retail sale, not sewing thread	11 575	151 931	38 838	530 796
54024900	Yarn, synthetic; filament, monofilament, oth tenacity/textured yarn, single, untwisted/twisted 50 turns or </m, n.e.c. in heading no. 5402, not for retail or sewing thread	1	4 580	4	37 291
54025100	Yarn, synthetic; filament, monofilament, of nylon or oth polyamides, single, twisted +50 turns per metre, not for retail sale, not sewing thread	8 558	57 403	45 066	277 963
54025200	Yarn, synthetic; filament, monofilament of polyesters (not high tenacity or textured), single, twisted +50 turns per metre, not for retail sale, not sewing thread	100 195	958 771	184 073	1 898 608
54025300	Yarn, synthetic; filament, monofilament, of polypropylene (not high tenacity/textured), single, twisted >50 turns per metre, not for retail sale, not sewing thread	-	12 026	-	33 338
54025900	Yarn, synthetic; filament, monofilament, oth high tenacity/ textured yarn, single, twisted +50 turns /m, n.e.c. in heading no. 5402, not for retail sale, not sewing thread	0	1 104	33	11 473
54026100	Yarn, synthetic; filament, monofilament, nylon or other polyamides (not high tenacity/textured), multiple (folded)/cabled, not for retail sale, not sewing thread	163 362	1 848 760	1 298 521	14 137 462
54026200	Yarn, synthetic; filament, monofilament, of polyesters (not high tenacity or textured), multiple/folded or cabled, not for retail sale, not sewing thread	92 751	770 884	459 517	3 493 073
54026300	Yarn, synthetic; filament, monofilament polypropylene, oth high tenacity/textured yarn, multiple/folded,cabled, not for retail sale, not sewing thread	-	3 303	-	12 497
54031000	Artificial filament yarn (not sewing) hight tenacity yarn of viscose rayon	-	49 320	-	159 573
54033190	Oth yarn,single,of viscose rayon,untwisted/with a twist not exceeding 120 turns per metre,oth thn textured yarn	94	94	5 444	5 446
54033290	Other yarn, single of viscose rayon, with a twist exceeding 120 turns per metre,other than textured yarn	-	26 185	-	153 055
54033990	Artificial filament yarn,oth yarn,single of other sub heading 5403.31,5403.32,& 5403.33, oth thn textured yarn	-	16 786	-	114 157
54034290	Artificialfilament yarn,oth yarn,multiple orcable, ofcelluloseacetat, oth	-	993	-	57 334
54034990	Artificialfilament yarn,oth yarn,multiple orcable, ofcelluloseacetat, oth	503	5 569	757	31 810
54041900	Synth monfilament other >=67decitex dimension<=1mm, width<=5mm	146 017	786 013	454 372	2 357 576
54049000	Synthetics other than filaments exceeds <1 mm, width <= 5 mm	56 416	560 234	375 852	3 395 440
54060000	Man-made filament yarn(oth than sewing thread) put up for retail sale	-	143	-	3 699
54071021	Woven fabrics obtained high tenacity yarn of nylon/oth polyamides/polyesters,tyre fabrics,conveyor duck,unbleached	62	153	632	1 041
54071029	Woven fabrics obtain high tenacity yarn nylon/oth polyamides/polyesters,tyre fabrics,conveyor duck,oth thn unbleached	6 072	84 327	328 726	3 342 675
54071091	Woven fabrics obtained high tenacity yarn of nylon/oth polyamides/polyesters, oth tyre fabrics,conveyor duck,unbleached	14 261	122 644	138 418	1 078 573

Tabel 3 : Ekspor Indonesia menurut Komoditi (Kode HS 8 digit)

Oktober 2018

Kode H S	Uraian golongan barang	Berat bersih (Kg)		Nilai F.O.B. (U S \$)	
		Bulan ini	Kumulatif	Bulan ini	Kumulatif
(1)	(2)	(3)	(4)	(5)	(6)
54071099	Woven fabr obtain high tenacity yarn nylon/oth polyamides/polyesters,oth tyre fabrics,conveyor duck,oth thn unbleached	823 014	9 577 182	5 987 141	78 162 575
54072000	Woven fabrics of synt filament yarn woven fabrics obtained from strip/thelike	460 683	6 368 956	809 950	10 577 841
54073000	Woven fabrics of synt filament yarn fabrics specified in nota 9 to section XI	-	162	-	721
54074110	Woven nylon mesh fabric of untwisted yarn for material tarpaulins weight >=85% flmnt nyln/polyamides,unbleached/bleached	0	8 363	2	90 643
54074190	Oth woven nyln mesh fabric ofuntwisted yarn for material tarpaulins weight>=85%flmnt nyln/polyamides,unbleached/bleached	1 495	14 859	11 960	128 738
54074200	Woven fabrics of synt filament yarn from nylon cont >85% , dyed	37 837	541 127	725 668	9 389 649
54074400	Woven fabrics of synt filament yarn from nylon cont >85% , printed	3	13 897	36	128 124
54075100	Woven fabrics of synt filament yarn from polyester cont >85% , unbleached or not	38 478	870 541	200 794	5 236 609
54075200	Woven fabrics of synt filament yarn from polyester cont >85% , dyed	558 167	7 249 996	3 954 310	52 470 186
54075300	Woven fabrics of synt filament yarn from polyester cont >85% ,ofyarn of different	19 379	206 399	100 007	1 121 354
54075400	Woven fabrics of synt filament yarn from polyester cont >85% , printed	196 190	2 468 375	1 613 915	22 132 775
54076110	Oth woven fabrics,cont>=85% of by weight of non textured polyst filamnt,unbleached or bleached	398 230	4 145 064	3 108 704	30 919 927
54076190	Oth woven fabrics,cont>=85% of by weight of non textured polyst filamnt,oth thn unbleached or bleached	812 676	8 746 544	6 209 308	67 343 539
54076910	Other woven fabrics, containing 85 % or more by weight of polyester filaments, unbleached or bleached	92 766	731 812	603 338	4 150 099
54076990	Other woven fabrics, containing 85 % or more by weight of polyester filaments, oth thn unbleached or bleached	7 082	278 064	51 124	1 480 026
54077100	Fabrics, woven; containing 85% or more by weight of synthetic filaments (excluding nylon or other polyamides and polyesters), unbleached or bleached	240 465	2 948 792	541 389	6 740 071
54077200	Fabrics, woven; containing 85% or more by weight of synthetic filaments (excluding nylon or other polyamides and polyesters), dyed	178 582	2 776 689	1 560 417	21 302 797
54077300	Fabrics, woven; containing 85% or more by weight of synthetic filaments (excluding nylon or other polyamides and polyesters), of yarns of different colours	655 541	5 628 737	4 113 583	35 258 099
54077400	Fabrics, woven; containing 85% or more by weight of synthetic filaments (excluding nylon or other polyamides and polyesters), printed	90 316	898 974	388 143	4 669 696
54078100	Fabrics, woven; of synthetic filament yarn, containing less than 85% by weight of synthetic filaments, mixed mainly or solely with cotton, bleached or unbleached	-	42 033	-	414 380
54078200	Fabrics, woven; of synthetic filament yarn, containing less than 85% by weight of synthetic filaments, mixed mainly or solely with cotton, dyed	3 145	20 076	25 800	134 122
54078300	Fabrics, woven; of synthetic filament yarn, containing less than 85% by weight of synthetic filaments, mixed mainly or solely with cotton, of yarns of different colours	1 868	12 588	10 165	68 105
54078400	Fabrics, woven; of synthetic filament yarn, containing less than 85% by weight of synthetic filaments, printed	-	9 444	-	185 984
54079100	Fabrics, woven; of synthetic filament yarn, bleached or unbleached, n.e.c. in heading no. 5407	429 114	1 820 822	1 426 527	6 977 020

Tabel 3 : Ekspor Indonesia menurut Komoditi (Kode HS 8 digit)

Oktober 2018

Kode H S	Uraian golongan barang	Berat bersih (Kg)		Nilai F.O.B. (U S \$)	
		Bulan ini	Kumulatif	Bulan ini	Kumulatif
(1)	(2)	(3)	(4)	(5)	(6)
54079200	Fabrics, woven; of synthetic filament yarn, dyed, n.e.c. in heading 5407	9 084	106 927	1 635	22 371
54079300	Fabrics, woven; of synthetic filament yarn, of yarns of different colours, n.e.c. in heading no. 5407	5 279	54 388	32 989	346 439
54079400	Fabrics, woven; of synthetic filament yarn, printed, n.e.c. in heading no. 5407	5 516	239 938	119 384	1 734 481
54081010	Fabrics, woven, of viscose rayon, high tenacity, artificial filament yarn, Unbleached	2 589	43 378	45 849	331 889
54081090	Fabrics, woven, of viscose rayon, high tenacity, artificial filament yarn, other than of Unbleached	58 537	683 417	500 865	5 774 507
54082100	Fabrics, woven; of artificial filament yarn, containing 85% or more by weight of artificial filament, strip or the like, bleached or unbleached	2	64 245	13	377 630
54082200	Fabrics, woven; of artificial filament yarn, containing 85% or more by weight of artificial filament, strip or the like, dyed	3	124	48	391
54082300	Fabrics, woven; containing 85% or more by weight of artificial filament, strip or the like, of yarns of different colours	-	93 691	-	276 051
54082400	Fabrics, woven; of artificial filament yarn, containing 85% or more by weight of artificial filament, strip or the like, printed	951	40 487	17 548	282 420
54083100	Fabrics, woven; of artificial filament yarn, of artificial monofilament, strip and the like, n.e.c. in heading no. 5408, unbleached or bleached	590	5 114	1 310	10 760
54083200	Fabrics, woven; of artificial filament yarn, of artificial monofilament, strip and the like, n.e.c. in heading no. 5408, dyed	3	4 004	5	26 099
54083400	Fabrics, woven; of artificial filament yarn, of artificial monofilament, strip and the like, n.e.c. in heading no. 5408, printed	125	27 699	3 198	80 701
55011000	Fibres, synthetic filament tow, of nylon or other polyamides	-	51 898	-	115 565
55012000	Fibres, synthetic filament tow, of polyesters	470	31 794	7 143	279 465
55013000	Fibres, synthetic filament tow, acrylic or modacrylic	200	200	760	760
55019000	Fibres, synthetic filament tow, of synthetic materials n.e.c. in heading no. 5501	-	45	-	88
55021000	Fibres, Artificial filament tow, of cellulose acetate	-	17 818	-	70 638
55029000	Fibres, Artificial filament tow, other then of cellulose acetate	509	5 478	2 780	35 652
55031100	Fibres, synthetic staple fibres, of aramids, not carded, combed or otherwise processed for spinning	-	3 740	-	3 740
55032000	Fibres, synthetic staple fibres, of polyesters, not carded, combed or otherwise processed for spinning	15 852 735	147 454 358	21 241 179	185 028 592
55033000	Fibres, synthetic staple fibres, acrylic or modacrylic, not carded, combed or otherwise processed for spinning	-	23 662	-	36 085
55034000	Fibres, synthetic staple fibres, of polypropylene, not carded, combed or otherwise processed for spinning	-	14 750	-	14 750
55039090	Synthetic staple fibres, not carded, combed or otherwise processed for spinning, othn of polyvinyl alcohol	392 000	3 363 306	738 355	5 966 063
55041000	Fibres, artificial staple fibres, of viscose, not carded, combed or otherwise processed for spinning	21 068 495	185 877 746	30 708 162	271 272 053
55049000	Fibres, artificial staple fibres, other than of viscose, not carded, combed or otherwise processed for spinning	-	8 369	-	55 716
55051000	Fibres, waste (including noils, yarn waste and garnetted stock), of synthetic fibres	553 516	6 901 103	645 985	6 683 845
55052000	Fibres, waste (including noils, yarn waste and garnetted stock), of artificial fibres	53 000	265 020	53 530	280 370
55061000	Fibres, synthetic staple fibres, of nylon or other polyamides, carded, combed or otherwise processed for spinning	209	3 352	14 180	125 323
55062000	Fibres, synthetic staple fibres, of polyesters, carded, combed or otherwise processed for spinning	-	1 560	-	24 685

Tabel 3 : Ekspor Indonesia menurut Komoditi (Kode HS 8 digit)

Oktober 2018

Kode H S	Uraian golongan barang	Berat bersih (Kg)		Nilai F.O.B. (U S \$)	
		Bulan ini	Kumulatif	Bulan ini	Kumulatif
(1)	(2)	(3)	(4)	(5)	(6)
55063000	Fibres, synthetic staple fibres, acrylic or modacrylic, carded, combed or otherwise processed for spinning	-	192	-	1 211
55069000	Fibres, synthetic staple fibres, n.e.c. in heading no. 5506, carded, combed or otherwise processed for spinning	-	789	-	14 720
55070000	Fibres, artificial staple fibres, carded, combed or otherwise processed for spinning	-	13	-	485
55081010	Sewing thread, of synthetic staple fibres, put up for retail sale	35 761	559 891	98 875	2 577 667
55081090	Sewing thread, of synthetic staple fibres, not put up for retail sale	184 333	1 197 492	922 442	6 155 568
55082090	Sewing thread, of artificial staple fibres, not put up for retail sale	-	1 116	-	2 775
55091100	Containing 85 % or more by weight of staple fibres of nylon or other polyamides, single yarn	66 270	379 814	131 620	1 009 741
55091200	Containing 85 % or more by weight of staple fibres of nylon or other polyamides, multiple (folded) or cabled yarn	24 612	119 754	105 573	481 740
55092100	Containing 85 % or more by weight of polyester staple fibres, single yarn	9 701 368	128 350 820	20 845 730	262 999 756
55092200	Containing 85 % or more by weight of polyester staple fibres, multiple (folded) or cabled yarn	2 167 235	21 464 276	5 720 150	54 906 390
55093100	Containing 85 % or more by weight of acrylic or modacrylic staple fibres, single yarn	256 002	3 563 947	1 077 100	14 171 537
55093200	Containing 85 % or more by weight of acrylic or modacrylic staple fibres, multiple (folded) or cabled yarn	2 809 027	30 545 398	10 130 965	106 028 632
55094100	Yarn; (not sewing thread), single, containing 85% or more by weight of synthetic staple fibres, n.e.c. in heading no. 5509, not put up for retail sale	15 243	139 971	73 406	964 971
55094200	Yarn; not sewing thread, multiple/folded or cabled yarn, cont. 85% or more by weight of synthetic staple fibres, n.e.c. in heading no. 5509, not put up for retail sale	58 317	466 864	208 110	2 568 119
55095100	Yarn; (not sewing thread), of polyester staple fibres, mixed mainly or solely with artificial staple fibres, not put up for retail sale	5 382 422	64 505 962	13 417 404	154 573 879
55095210	Other yarn, of polyester staple fibres, mixed mainly or solely with wool or fine animal hair, single yarn	-	15	-	8
55095290	Other yarn, of polyester staple fibres, mixed mainly or solely with wool or fine animal hair other than single yarn	-	18 181	-	54 616
55095300	Yarn; (not sewing thread), of polyester staple fibres, mixed mainly or solely with cotton, not put up for retail sale	3 808 368	46 345 787	9 817 852	118 852 391
55095900	Yarn; (not sewing thread), of polyester staple fibres, mixed mainly or solely with fibres n.e.c. in item no. 5509.5, not put up for retail sale	62 506	444 413	94 049	682 507
55096100	Yarn; (not sewing thread), of acrylic or modacrylic staple fibres, mixed mainly or solely with wool or fine animal hair, not put up for retail sale	31 662	337 682	301 200	3 056 849
55096200	Yarn; (not sewing thread), of acrylic or modacrylic staple fibres, mixed mainly or solely with cotton, not put up for retail sale	11 366	141 227	64 929	976 749
55096900	Yarn; (not sewing thread), of acrylic or modacrylic staple fibres, mixed mainly or solely with fibres n.e.c. in item no. 5509.6, not put up for retail sale	262 467	2 907 765	1 588 604	16 152 959
55099200	Yarn; (not sewing thread), of synthetic staple fibres, mixed mainly or solely with cotton, n.e.c. in heading no. 5509, not put up for retail sale	18 505	85 550	22 206	281 984
55099900	Yarn; synthetic staple fibres, mixed mainly or solely with fibres (oth wool, fine animal hair/cotton), n.e.c. in heading no. 5509, not put up for retail sale	23 053	73 188	27 084	82 648
55101100	Containing 85 % or more by weight of artificial staple fibres, single yarn	14 001 511	135 492 960	38 541 960	374 675 687

Tabel 3 : Ekspor Indonesia menurut Komoditi (Kode HS 8 digit)

Oktober 2018

Kode H S	Uraian golongan barang	Berat bersih (Kg)		Nilai F.O.B. (U S \$)	
		Bulan ini	Kumulatif	Bulan ini	Kumulatif
(1)	(2)	(3)	(4)	(5)	(6)
55101200	Containing 85 % or more by weight of artificial staple fibres, multiple (folded) or cabled yarn	543 840	8 207 688	1 754 291	25 697 402
55102000	Yarn; (not sewing thread), of artificial staple fibres, mixed mainly or solely with wool or fine animal hair, not put up for retail sale	217	217	26	26
55103000	Yarn; (not sewing thread), of artificial staple fibres, mixed mainly or solely with cotton, not put up for retail sale	61 964	1 344 867	210 568	5 170 570
55109000	Yarn (other than sewing thread) of artificial staple fibres, not put up for retail sale, other yarn	259 703	7 522 501	732 388	20 351 334
55111010	Yarn; (not sewing thread), of synthetic staple fibres, containing >=85% by weight of such fibres, knitting yarn, crochet thread and embroidery thread	-	1 141	-	10 061
55112010	Yarn; (not sewing thread), of synthetic staple fibres, containing < 85 % by weight of such fibres, knitting yarn, crochet thread & embroidery thread	23 141	319 065	39 601	483 753
55112090	Synthetic staple fibres, containing < 85 % by weight of such fibres, other than knitting yarn, crochet thread & embroidery thread	-	2 497	-	30 538
55113000	Yarn, (not sewing thread), of artificial staple fibres, put up for retail sale	127	12 543	166	55 190
55121100	Fabrics, woven; of synthetic staple fibres, Containing 85 % or more by weight of polyester staple fibres, unbleached or bleached	315 732	2 632 973	1 089 768	9 984 625
55121900	Fabrics, woven; of synthetic staple fibres, Containing 85 % or more by weight of polyester staple fibres, other than unbleached or bleached	26 788	349 155	159 528	1 296 931
55122100	Fabrics, woven; of synthetic staple fibres, Containing 85 % or more by weight of acrylic or modacrylic staple fibres, unbleached or bleached	-	4 449	-	42 578
55122900	Fabrics, woven; of synthetic staple fibres, Containing 85 % or more by weight of acrylic or modacrylic staple fibres, other than unbleached or bleached	2 267	4 872	7 842	13 814
55129100	Fabrics, woven; of synthetic staple fibres, Containing 85% or more by weight of other than polyester, akrilik, or modakrilik staple fibres, unbleached or bleached	-	1	-	99
55129900	Fabrics, woven; of synthetic staple fibres, Containing 85% or more by weight of other than polyester, akrilik, or modakrilik staple fibres, exc unbleached or bleached	351	10 458	19 862	236 669
55131100	Fabrics, woven; plain weave, of polyester staple fibres, Unbleached or bleached of polyester staple fibres, plain weave	1 304 908	10 953 044	6 280 460	52 304 235
55131200	Fabrics, woven; plain weave, of polyester staple fibres, Unbleached or bleached, 3thread or 4thread twill, including cross twill, of polyester staple fibres	189 331	2 008 608	1 048 481	10 936 275
55131300	Fabrics, woven; plain weave, of polyester staple fibres, Unbleached or bleached other woven fabrics of polyester staple fibres	34 535	268 084	300 735	2 195 281
55131900	Fabrics, woven; plain weave, of polyester staple fibres, Unbleached or bleached other woven fabrics	-	1 027	-	12 507
55132100	Fabrics, woven; plain weave, dyed, of polyester staple fibres, plain weave	218 347	2 032 437	1 570 479	15 195 122
55132300	Fabrics, woven; plain weave, dyed, other woven fabrics of polyester staple fibres	2 562	58 708	21 424	473 433
55132900	Fabrics, woven; plain weave, dyed, other woven fabrics	10 323	124 193	20 659	636 400
55133100	Fabrics, woven; plain weave, of yarns of different colours, of polyester staple fibres, plain weave	3 772	14 739	58 847	194 799
55133900	Fabrics, woven; plain weave, of yarns of different colours, other woven fabrics	2 671	11 416	24 431	98 302

Tabel 3 : Ekspor Indonesia menurut Komoditi (Kode HS 8 digit)

Oktober 2018

Kode H S	Uraian golongan barang	Berat bersih (Kg)		Nilai F.O.B. (U S \$)	
		Bulan ini	Kumulatif	Bulan ini	Kumulatif
(1)	(2)	(3)	(4)	(5)	(6)
55134900	Fabrics, woven; printed, containing <85% by weight of synthetic staple fibres (oth polyester, plain weave), mixed mainly or solely with cotton, not exceeding 170g/m2	1 825	14 593	18 844	152 648
55141100	Fabrics, woven; plain weave, unbleached or bleached, containing <85% by weight of polyester staple fibres, mixed mainly or solely with cotton, exceeding 170g/m2	255 820	2 682 771	718 132	7 506 957
55141200	Fabrics, woven; 3-or4-thread twill, incl cross twill, unbleache/bleached, cont. <85% by weight of polyester staple fibres, mixed mainly/solely with cotton, over 170g/m2	414 435	3 433 225	1 955 921	15 739 918
55141900	Fabrics, woven; unbleached or bleached, containing <85% by weight of synthetic staple fibres n.e.c. in item no. 55.14.1	4 015	47 198	13 319	156 930
55142100	Fabrics, woven; plain weave, dyed, containing <85% by weight of polyester staple fibres, mixed mainly or solely with cotton, exceeding 170g/m2	828	19 487	8 613	195 050
55142200	Fabrics, woven; 3-or4-thread twill, incl cross twill, dyed, containing <85% by weight of polyester staple fibres, mixed mainly or solely with cotton, exceeding 170g/m2	10 493	71 163	95 948	662 973
55142900	Fabrics, woven; dyed, containing <85% by weight of synthetic staple fibres oth polyesters, mixed mainly/solely with cotton, exceeding 170g/m2	6 685	23 941	31 013	105 434
55143000	Fabrics,woven,yarns of diff colours,containing <85% by weight synthetic staple fibres mix mainly/solely w/ cott> 170g/m2	11 300	11 300	49 818	49 818
55144200	Printed, 3thread or 4thread twill, including cross twill, of polyester staple fibres	-	7 213	-	4 765
55144900	Printed, other woven fabrics	1 082	20 901	26 955	48 594
55151100	Mixed mainly or solely with viscose rayon staple fibres of polyester staple fibres	691 294	4 653 567	3 628 219	25 118 660
55151200	Mixed mainly or solely with manmade filaments of polyester staple fibres	714 464	4 424 621	2 572 297	16 321 688
55151300	Mixed mainly or solely with wool or fine animal hair of polyester staple fibres	64	561	1 536	15 377
55151900	Fabrics,woven,of polyester staple fibres n.e.c. in chapter 55,mixed mainly/solely w/fibres n.e.c. in item no. 5515.1	5 670	374 498	55 140	1 264 975
55152100	Mixed mainly or solely with manmade filaments of acrylic or modacrylic staple fibres	-	10 282	-	40 607
55159100	Mixed mainly or solely with manmade filaments other woven fabrics	3	55	25	1 378
55159910	Mixed mainly or solely with wool or fine animal hair other woven fabrics	-	1	-	1
55159990	Other than mixed mainly or solely with wool or fine animal hair other woven fabrics	23	2 436	456	20 554
55161100	Fabrics, woven, unbleached or bleached, containing 85% or more by weight of artificial staple fibres	506 415	8 322 778	2 296 544	35 238 238
55161200	Fabrics, woven, dyed, containing 85% or more by weight of artificial staple fibres	14 345	260 379	139 127	1 900 292
55161300	Fabrics, woven, of yarns of different colours, containing 85% or more by weight of artificial staple fibres	7 186	22 366	48 259	184 619
55161400	Fabrics, woven, printed, containing 85% or more by weight of artificial staple fibres	44 917	187 737	393 637	1 780 162
55162100	Fabrics,woven,unbleached/bleached,contain < 85% by weight artificial staple fibres,mix mainly/solely w/manmade filaments	42 163	404 389	187 040	1 821 592
55162200	Fabrics,woven,dyed, containing < 85% by weight of artificial staple fibres,mixed mainly/solely w/man-made filaments	3 162	16 884	23 315	115 884
55162300	Yarns of different colours contain<85% by weight artificial staple fibres,mix mainly/solely w/manmade filaments	15 088	152 516	90 363	897 112
55162400	Fabrics,woven, printed,containing < 85% by weight of artificial staple fibres, mixed mainly/solely w/man-made filaments	-	4 340	-	24 699

Tabel 3 : Ekspor Indonesia menurut Komoditi (Kode HS 8 digit)

Oktober 2018

Kode H S	Uraian golongan barang	Berat bersih (Kg)		Nilai F.O.B. (U S \$)	
		Bulan ini	Kumulatif	Bulan ini	Kumulatif
(1)	(2)	(3)	(4)	(5)	(6)
55163200	Fabrics,woven, dyed,containing < 85% by weight of artificial staple fibres,mixed mainly/solely w/wool/fine animal hair	-	3 007	-	15 943
55164100	Fabrics, woven, unbleached/bleached,containing < 85% by weight of artificial staple fibres, mixed mainly/solely w/cott	2 368	19 256	37 695	304 884
55164200	Fabrics, woven, dyed, containing less than 85% by weight of artificial staple fibres, mixed mainly or solely with cotton	-	3 631	-	15 406
55164300	Containing < 85 % by weight of artificial staple fibres,mixed mainly/solely with cotton,of yarns of different colours	-	5 875	-	54 363
55164400	Fabrics, woven, printed, containing less than 85% by weight of artificial staple fibres, mixed mainly/solely w/cotton	-	885	-	5 210
55169100	Fabrics, woven, unbleached or bleached, of artificial staple fibres, n.e.c. in heading no. 5516	8 815	115 148	40 746	537 648
55169400	Fabrics, woven, printed, of artificial staple fibres, n.e.c. in heading no. 5516	2	2	16	16
56012100	Wadding, other articles thereof, of cotton	4 894	39 172	26 939	160 573
56012210	Wadding of textile materials and articles thereof ,of manmade fibres, wrapped cigarette tow	118 216	389 979	686 831	2 359 950
56012290	Wadding of textile materials and articles thereof ,of manmade fibres,oth thn wrapped cigarette tow	246 268	2 651 364	3 001 943	29 056 369
56012900	Wadding, other articles thereof, other than of cotton or man-made fibres	-	8 335	-	6 893
56013090	Wadding, textile flock and dust and mill neps, others then of Polyamide fibre flock, others than Polyamide fibre flock	-	157	-	39
56021000	Felt, needleloom felt and stitch-bonded fibre fabrics, whether or not impregnated, coated,covered or laminated	63 837	530 829	244 266	1 732 867
56022100	Felt; of wool or fine animal hair (excluding needleloom felt or stitch-bonded fibre fabrics), not impregnated, coated, covered nor laminated	4	4	40	40
56022900	Felt; of textile materials other than wool or fine animal hair (excluding needleloom felt and stitch-bonded fibre fabrics), not impregnated, coated, covered or laminated	-	13 093	-	14 828
56029000	Felt, impregnated, coated,covered or laminated (excluding needleloom felt and stitch-bonded fibre fabrics)	32 450	198 054	56 230	419 566
56031100	Nonwovens, won impregnated, coated,covered or laminated, of man-made filaments, (weighing not more than 25g/m2)	1 227 096	12 998 749	2 962 850	30 988 646
56031200	Nonwovens, won impregnated,coated,covered/laminated,of man-made filaments,(weighing > 25g/m2 but not < 70g/m2)	960 668	7 822 078	3 401 746	26 267 635
56031300	Nonwovens, won impregnated,coated,covered/laminated, of man-made filaments, (weighing >70g/m2 but not < 150g/m2)	9 922	600 251	29 124	1 722 710
56031400	Nonwovens, whether or not impregnated, coated,covered or laminated, of man-made filaments, (weighing more than 150g/m2)	11 963	134 931	177 154	779 922
56039100	Nonwovens, won impregnated,coated,covered/laminated, not of man-made filaments, (weighing not more than 25g/m2)	30 781	967 756	117 040	3 654 351
56039200	Nonwovens, won impregnated, coated, covered/laminated, not of man-made filaments, (weighing > 25g/m2 but < 70g/m2)	493 141	4 424 424	1 607 077	13 708 561
56039300	Nonwovens, won impregnated, coated, covered or laminated, not of man-made filaments, (weighing > 70g/m2 but < 150g/m2)	4 336	52 121	76 970	498 864
56039400	Nonwovens, won impregnated, coated, covered or laminated, not of man-made filaments, (weighing more than 150g/m2)	81 584	1 646 817	375 281	6 333 410
56041000	Rubber thread and cord, textile covered	3 639	17 247	3 076	96 869
56049020	Rubber impregnated textile thread yarn other than rubber thread and cord, textile covered	-	0	-	94
56049030	High tenacity yarn of polyesters, of nylon/oth polyamides/of viscose rayon oth thn rubber thread&cord,textile covered	286	19 631	348	343 990
56049090	Rubber thread&cord,textile covered, textile yarn&strip&the like of heading 54.04/54.05 other than 5604.10.00- 5604.10.30	3 322	33 851	2 564	321 338

Tabel 3 : Ekspor Indonesia menurut Komoditi (Kode HS 8 digit)

Oktober 2018

Kode H S	Uraian golongan barang	Berat bersih (Kg)		Nilai F.O.B. (U S \$)	
		Bulan ini	Kumulatif	Bulan ini	Kumulatif
(1)	(2)	(3)	(4)	(5)	(6)
56050000	Metallised yarn,whether/not gimped,being textl yarn/strip like head 5404/5405, combine w/metal in the form	16 602	87 120	163 562	916 175
56060000	Gimped yarn,&strip&like of head 5404/ 5405,gimped,chenille yarn,loop wale- yarn	251	86 597	1 456	413 853
56072100	Twine,βbinderβor baler twine, of sisal or other textile fibres of the genus agave	320	320	7 573	7 573
56072900	Twine/cordage/ropes/cables; of sisal or oth textile fibres of the genus agave, whether or not plaited, braided/rubber/plastic impregnated, coated, covered or sheathed	45 332	441 376	128 726	1 245 001
56074100	Twine,βbinderβor baler twine, of polyethylene or polypropylene	1 099	3 391	5 640	15 762
56074900	Twine, cordage, ropes, cables; polyethylene/polypropylene (excl binder/baler twine), whether or not plaited, braided/rubber/plastic impregnated, coated, covered/sheathed	17 039	97 637	20 402	266 585
56075010	Oth synthetic fibres,vbelt cord of manmade fibre treated, yarn size>10,000 decitex,for sealing pump, valve&article	34 268	328 476	263 328	3 255 085
56075090	Oth synthetic fibres, exc vbelt cord of manmade fibre treated, yarn size>10,000 decitex,for sealing pump, valve&article	2 247	426 786	14 894	584 338
56079010	Twine,cordage,ropes,cables,oth head no. 5607,won plaited, braided/impregnated w/rubber/plastics,of artificial fibres	-	1 000	-	18 697
56079021	Twine, cordage, ropes, cables, of Abaca (Manila hemp or Musa textilis Nee)	458	10 505	13 207	33 633
56079022	Twine, cordage, ropes, cables, of other hard (leaf) fibres	579	3 875	886	7 451
56079090	Twine, cordage, ropes, cables, other than of jute/oth textile bast fibres of head 53.03	91 641	1 286 827	99 430	1 797 831
56081100	Made up fishing nets of manmade textile materials	155 010	1 697 002	1 150 505	12 916 030
56081920	Twine, cordage or rope, knotted netting, for other than fishing, of man-made textile materials,Net bags	9	3 916	101	11 297
56081990	Twine, cordage or rope, knotted netting, for other than fishing, of man-made textile materials,other net bags	14	88 406	40	297 956
56089010	Twine, cordage or rope, knotted netting, of other than man-made textiles, Net bags	221	4 878	76	11 226
56089090	Twine, cordage or rope, knotted netting, of other than man-made textiles,other than of Net bags	4 703	24 153	2 755	38 670
56090000	Articles of yarn,strip or the like of heading 54.04 or 54.05, twine, cordage, rope/cables, not elsewhere specified/included	142 998	1 151 402	374 877	3 106 300
57011010	Prayer rugs made of wool or fine animal hair	9	2 040	187	37 008
57011090	Other than prayer rugs made of wool or fine animal hair	4 459	36 385	14 660	232 881
57019011	Prayer rugs made of cotton ,of other textile materials	-	117	-	1 637
57019019	Other than prayer rugs made of cotton ,of other textile materials	-	1 897	-	17 821
57019020	Carpets and other textile floor coverings, knotted, of textile materials , whether or not made up of jute fibres	-	111	-	86
57019091	Prayer rugs made other than of cotton and jute fibres, of other textile materials	-	1 002	-	2 291
57019099	Other than prayer rugs except of cotton and jute fibres, of other textile materials	3 234	36 675	3 509	40 456
57021000	"Kelem", "Schumacks", "Karamanie" and similar handwoven rugs	-	14 080	-	20 800
57022000	Floor coverings of coconut fibres (coir)	12 180	92 639	12 180	97 286
57023200	Carpets&oth textile floor coverings; woven, (not tufted/flocked), of man-made textile materials, of pile construction, not made up, n.e.c. in item no. 5702.10 or 5702.20	-	40	-	54
57023910	Other, of pile construction, not made up,of other textile materials,of cotton	-	1 187	-	8 111

Tabel 3 : Ekspor Indonesia menurut Komoditi (Kode HS 8 digit)

Oktober 2018

Kode H S	Uraian golongan barang	Berat bersih (Kg)		Nilai F.O.B. (U S \$)	
		Bulan ini	Kumulatif	Bulan ini	Kumulatif
(1)	(2)	(3)	(4)	(5)	(6)
57023990	Other,of pile construction, not made up,of other textile materials ,other than cotton and jute fibres	-	143	-	514
57024110	Other, of pile construction, made up,of wool or fine animal hair , prayer rugs	-	415	-	783
57024210	Other, of pile construction, made up,of manmade textile materials, prayer rugs	-	28 450	-	72 107
57024290	Other, of pile construction, made up,of manmade textile materials, other than prayer rugs	830 090	6 957 474	2 011 137	16 418 389
57024999	Other, of pile construction, made up, of other textile materials, other of cotton, other than prayer rugs	152	1 290	25 210	50 029
57025090	Other, not of pile construction, not made up, other than of cotton and jute fibres	-	476	-	734
57029190	Other than prayer rugs, made of wool or fine animal hair, not of pile construction, made up	-	35	-	19
57029210	Prayer rugs, made of man-made textile materials, not of pile construction, made up	-	245	-	2 230
57029290	Other than prayer rugs, made of man-made textile materials, not of pile construction, made up	150	505	1 312	4 295
57029911	Prayer rugs, made of cotton, not of pile construction, made up	-	221	-	156
57029920	Other than prayer rugs, made of jute fibres, not of pile construction, made up	-	2 439	-	15 854
57029999	Other than prayer rugs, not made of cotton or jute fibres, not of pile construction, made up	-	64	-	100
57031010	Floor mats of a kind used for motor vehicles of heading 87.02, 87.03 or 87.04 of wool or fine animal hair	8	891	96	2 022
57031030	Flooring carpets of a kind used for motor vehicles of headings 87.02, 87.03 or 87.04 of wool or fine animal hair	143	143	1 320	1 320
57031090	Carpets and oth textile floor coverings, tufted,won made up, from wool or fine animal hair other than HS 5703.10.10-30	750	10 675	305	42 195
57032090	Carpets and oth textile floor coverings, tufted, won made up of nylon or other polyamides other than prayer rugs	202 971	1 190 870	874 306	6 333 300
57033010	Prayer rugs from other man-made textile materials	17 158	182 718	60 648	699 644
57033090	Carpets and other textile floor coverings, tufted, won made up, not prayer rugs of other man-made textile materials	494 818	5 750 020	1 336 215	14 816 930
57039019	Carpets and other textile floor coverings, tufted, whether or not made up, not Prayer rugs, of cotton	6 155	6 534	7 150	46 997
57039021	Floor mats of a kind used for motor vehicles of heading 87.02, 87.03 or 87.04 of jute fibres	-	559	-	147
57039022	Flooring carpets of a kind used for motor vehicles of headings 87.02, 87.03 or 87.04 of jute fibres	-	439	-	298
57039029	Other than HS code 5703.90.21 - 5703.90.22 of jute fibres	-	52	-	278
57039091	Floor mats of a kind used for motor vehicles of heading 87.02, 87.03 or 87.04 are not made of cotton or jute fibres	1 719	6 999	12 671	38 958
57039093	Flooring carpets of a kind used for motor vehicles of headings 87.02, 87.03 or 87.04 are not made of cott or jute fibres	-	120	-	845
57039099	Carpets&other textile floor coverings,tufted,won made up, not of cott&jute fibres,oth thn HS 57039091-93	3 030	53 644	8 295	63 817
57049000	Tiles, having a minimum surface area exceeding 1 m2	43 155	547 707	139 744	1 538 912
57050011	Prayer rugs from cotton	24 142	509 164	197 056	4 506 372
57050019	Other carpets and other textile floor coverings, whether or not made up, not prayer rugs, made from cotton	8 278	90 211	29 034	130 732
57050021	Nonwoven floor coverings, of a kind used for motor vehicles of heading 87.02, 87.03 or 87.04 made of jute fibres	137	26 103	1 053	222 927
57050029	Oth thn nonwoven floor coverings,of a kind used for motor vehicles of heading 87.02, 87.03 or 87.04 made of jute fibres	-	2 107	-	2 713
57050091	Prayer rugs other than made of cotton or jute fibres	-	10 836	-	23 332
57050092	Nonwoven floor coverings,kind used for motor vehicles of heading 8702, 8703 or 8704	127 395	1 150 170	854 470	8 412 811

Tabel 3 : Ekspor Indonesia menurut Komoditi (Kode HS 8 digit)

Oktober 2018

Kode H S	Uraian golongan barang	Berat bersih (Kg)		Nilai F.O.B. (U S \$)	
		Bulan ini	Kumulatif	Bulan ini	Kumulatif
(1)	(2)	(3)	(4)	(5)	(6)
57050099	Oth thn nonwoven floor coverings,kind used for motor vehicles of heading 8702, 8703 or 8704	168 966	868 944	1 393 499	6 444 666
58011090	Made of wool or fine animal hair not impregnated, coated, covered or laminated	700	1 914	10 001	25 896
58012710	Warp pile fabrics impregnated, coated, covered or laminated, made of cotton	-	10 908	-	68 659
58012790	Warp pile fabrics not impregnated, coated, covered or laminated, made of cotton	-	653	-	17 938
58013390	Other weft pile fabrics not impregnated, coated, covered or laminated, made of man-made fibres	-	88	-	50
58013610	Chenille fabrics impregnated, coated, covered or laminated, made of man-made fibres	8 200	20 665	46 580	131 074
58013690	Chenille fabrics not impregnated, coated, covered or laminated, made of man-made fibres	-	503	-	13 578
58013710	Warp pile fabrics impregnated, coated, covered or laminated, made of man-made fibres	5 300	53 540	132 825	1 679 065
58019091	Woven pile fabrics&chenille fabrics,oth thn head 58.02 or 58.06 impregnated,coated,covered/laminated,not made of silk	-	1 351	-	429
58019099	Woven pile fabrics&chenille fabrics,oth thn head 58.02 / 58.06 not impregnated,coated,covered/laminated,not made of silk	1 965	6 117	1 510	14 018
58021100	Terry towelling and similar woven terry fabrics, of cotton, unbleached	-	332	-	3 410
58021900	Terry towelling and similar woven terry fabrics, of cotton, bleached	557	8 954	10 229	74 972
58022090	Terry towelling and similar woven terry fabrics, other than made of cotton, wool or fine animal hair	-	1 535	-	8 276
58023020	Tufted textile fabrics woven, made of cotton or man-made fibres	12	7 092	53	8 342
58023090	Tufted textile fabrics non-woven, not impregnated, coated or covered, other than made of cotton or man-made fibres	20	773	33	16 520
58030010	Gauze, other than narrow fabrics of heading 58.06 made of cotton	223	16 706	3 989	19 160
58030090	Gauze, other than narrow fabrics of heading 58.06, other than made of cotton, man-made fibres, wool or fine animal hair	33 264	208 640	96 381	608 717
58041019	Tulles and other net fabrics made of silk, not impregnated, coated, covered or laminated	57	2 129	230	33 385
58041021	Tulles and other net fabrics made of cotton, impregnated, coated, covered or laminated	-	1 005	-	2 876
58041029	Tulles and other net fabrics made of cotton, not impregnated, coated, covered or laminated	-	31	-	775
58041091	Tulles and other net fabrics other than made of silk or cotton, impregnated, coated, covered or laminated	-	316	-	5 670
58041099	Tulles and other net fabrics other than made of silk or cotton, not impregnated, coated, covered or laminated	98	121 916	5 592	1 039 677
58042190	Mechanically made lace made of man-made fibres, not impregnated, coated, covered or laminated	52 639	551 149	594 180	6 453 639
58042990	Mechanically made lace made of other textile materials, not impregnated, coated, covered or laminated	134	1 995	816	35 908
58043000	Handmade lace	-	11 146	-	142 630
58050010	Hand-woven tapestries and needle-worked tapestries (for exam petit point, cross stitch), won made up,of cotton	-	65	-	1 586
58050090	Hand-woven tapestries and needle-worked tapestries (for exam petit point, cross stitch), won made up,oth thn of cotton	2	64	3	55
58061020	Woven pile fabrics (including terry towelling and similar terry fabrics) and chenille fabrics made of cotton	-	3 500	-	40
58061090	Woven pile fabrics (incl terry towelling and similar terry fabrics) & chenille fabrics oth thn made of silk or cotton	26 129	521 915	219 063	3 422 381
58062010	Sports tape of a kind used to wrap sports equipment grips	12 061	34 194	508 482	1 297 885

Tabel 3 : Ekspor Indonesia menurut Komoditi (Kode HS 8 digit)

Oktober 2018

Kode H S	Uraian golongan barang	Berat bersih (Kg)		Nilai F.O.B. (U S \$)	
		Bulan ini	Kumulatif	Bulan ini	Kumulatif
(1)	(2)	(3)	(4)	(5)	(6)
58062090	Other sports tape of a kind used to wrap sports equipment grips	72 389	672 356	1 090 615	10 783 440
58063110	Narrow woven fabrics suitable for the manufacture of inked ribbons for typewriters or similar machines made of cotton	-	10	-	1 622
58063120	Backing of a kind used for electrical insulating paper made of cotton	88	239	68	174
58063190	Other woven fabrics made of cotton, other than HS 5806.31.10-30	60	783	931	11 762
58063210	Narrow woven fabrics suitable for the manufac of inked ribbons for typewriters similar machines,safety seat belt fabrics	9 256	14 180	31 702	86 655
58063240	Backing of a kind used for electrical insulating paper	-	83	-	1 773
58063250	Ribbons of a kind used for making slide fasteners and of a width not exceeding 12 mm	-	64	-	839
58063290	Other Narrow woven fabrics made of man-made fibres, other than HS 5806.32.10-50	23 177	180 831	210 826	1 413 813
58063910	Other woven fabrics made of silk	-	468	-	87 531
58063991	Backing of a kind used for electrical insulating paper of other textile materials, other than of silk	-	4 168	-	1 342
58063999	Other narrow woven fabrics, other than made of silk, other than HS 5806.39.91-93	51 672	573 956	259 146	2 717 126
58064000	Fabrics consisting of warp without weft assembled by means of an adhesive (bolducs)	-	245	-	965
58071000	Labels,badges&similar articles of textile materials,in the piece,in strips or cut to shape or size,not embroidered,woven	1 512	17 515	92 354	992 521
58079010	Labels,badges&similar articles of textile materials,in the piece,in strips/cut to shape/size,not embroidered,non woven	3 110	63 006	86 845	1 682 869
58079090	Labels,badges&similar articles textile materials,in piece,in strips/cut to shape/size,not embroidered,oth thn non woven	1 178	10 718	23 752	216 754
58081010	Braids in the piece, combined with rubber thread	11	66	223	969
58081090	Braids in the piece, not combined with rubber thread	1	2 940	59	6 571
58089010	Other braids in the piece, combined with rubber thread	-	96	-	1 373
58089090	Other braids in the piece, not combined with rubber thread	-	1 629	-	48 673
58090000	Woven fabrics metal thread&metallised yarn head 56.05,use apparel,furnish fabrics/similar purposes,unspecified/incl	-	4	-	692
58101000	Embroidery without visible ground	164	10 326	7 840	278 877
58109100	Embroidery; with visible ground, of cotton, in the piece, in strips or in motifs	18 865	84 943	279 590	1 045 800
58109200	Embroidery; with visible ground, of man-made fibres, in the piece, in strips or in motifs	15 703	156 567	227 715	2 305 128
58109900	Embroidery; with visible ground, of textile materials (other than cotton and man-made fibres), in the piece, in strips or in motifs	10 470	208 331	115 832	2 166 104
58110010	Quilted textile prod in the piece compose one/more layers head 5810 made wool/fine/coarse animal hair	-	4 504	-	31 882
58110090	Quilted textile prod in the piece compose one/more layers text materials head 5810 oth of wool/fine/coarse animal hair	10 990	66 757	69 632	313 238
59011000	Textile fabrics coated with gum or amylaceous substances, of a kind used for the outer covers of books or the like	19 764	96 337	88 020	437 648
59019010	Tracing cloth	-	47	-	21
59019020	Prepared painting canvas	4 701	24 992	23 445	131 777
59019090	Buckram and similar stiffened textile fabrics of a kind used for hat foundations.	439	13 203	5 465	135 483
59021011	Tyre cord fabric of chafer fabric, rubberised of nylon-6 yarn	-	393 326	-	1 656 433
59021091	Tyre cord fabric of high tenacity yarn of nylon or oth polyamides of other than chafer fabric,rubberised,of nylon-6 yarn	1 076 493	9 759 168	5 201 132	45 626 904
59021099	Tyre cord fabric of high tenacity yarn nylon/oth polyamides of oth thn chafer fabric,rubberised,oth thn nylon-6 yarn	-	41 873	-	124 283
59022020	Tyre cord fabric of polyester, of chafer fabric, rubberised	249	249	3 460	3 460

Tabel 3 : Ekspor Indonesia menurut Komoditi (Kode HS 8 digit)

Oktober 2018

Kode H S	Uraian golongan barang	Berat bersih (Kg)		Nilai F.O.B. (U S \$)	
		Bulan ini	Kumulatif	Bulan ini	Kumulatif
(1)	(2)	(3)	(4)	(5)	(6)
59022099	Tyre cord fabric of polyester, of other than chafer fabric, rubberised, other than containing cotton	1 281 224	13 755 529	3 930 003	41 132 125
59029090	Tyre cord fabric of viscose rayon, of other than chafer fabric, rubberised	-	89	-	690
59031010	Textile fabrics impregnated,coated,covered/laminated w/ poly(vinyl chloride),interlining,oth thn heading 59.02	46 051	467 034	170 846	1 511 712
59031090	Textile fabrics impregnated,coated,covered/laminated w/ poly(vinyl chloride),oth thn interlining,oth thn heading 59.02	68 307	633 944	348 896	3 392 166
59032000	Textile fabrics impregnated, coated, covered or laminated with polyurethane, other than those of heading 59.02	100 481	1 032 383	1 083 735	11 942 873
59039010	Canvas-type fabrics impregnated, coated, covered or laminated with nylon or other polyamides	4 038	42 027	30 632	333 277
59039090	Other than canvas-type fabrics impregnated, coated, covered or laminated with nylon or other polyamides	42 780	671 712	225 820	2 554 783
59050010	Textile wall coverings of wool or fine or coarse animal hair	107	484	3 138	20 882
59050090	Textile wall coverings of other than wool or fine or coarse animal hair	103	993	365	19 602
59061000	Adhesive tape of a width not exceeding 20 cm	255 713	3 166 798	901 528	11 286 494
59069100	Rubberised textile fabrics, knitted or crocheted, other than those of heading 59.02	-	7 656	-	15 304
59069990	Other than rubberised sheeting suitable for hospital use, other than those of heading 59.02	92 684	1 168 749	296 946	3 653 736
59070010	Fabrics impregnated, coated or covered with oil or oilbased preparations	-	220	-	2 556
59070030	Fabrics impregnated, coated or covered with fire resistant substances	-	642	-	36 616
59070040	Fabrics impregnated, coated or covered with flock velvet, the entire surface of which is covered with textile flock	-	10	-	450
59070060	Fabrics impregnated, coated or covered with other substances	61	73	75	327
59070090	Textile fabrics impregnated,coate/cover,paint canvas theatrical scenery,studio backcloths/oth thn HS 59070010 - 59070090	495	3 617	8 045	47 804
59080010	Wicks, incandescent gas mantles	1 250	3 913	1 197	4 788
59080090	Other than wicks, incandescent gas mantles	-	3 108	-	15 367
59090010	Fire hoses	-	1 824	-	810
59090090	Textile hose-piping and similar textile tubing, w/wo lining, armour/accessories of other materials other than fire hoses	40	214	282	1 370
59100000	Transm/conveyor belts,of text material,won impregnated,coat,covered/laminate w/plastics,reinforced w/metal/oth material	-	2 002	-	21 787
59111000	Textile fabrics, felt & felt-lined woven for card clothing or technical uses	2 286	26 710	5 619	95 263
59112000	Bolting cloth, whether or not made up	6 246	50 139	261 071	2 943 955
59113100	Textile product and articles for technical used sub heading 5911.10 - 5911.20, weighing less than 650 g/m2	-	22	-	728
59113200	Textile product and articles for technical used sub heading 5911.10 - 5911.31, weighing 650 g/m2 or more	-	171	-	17 094
59114000	Straining cloth of a kind used in oil presses or the like, including that of human hair	10	1 383	89	17 483
59119010	Textile product and articles for technical used other than sub heading 5911.10 - 5911.40, gaskets and seals	0	1 657	0	22 726
59119090	Textile product & articles for technical used oth thn sub heading 5911.10 - 5911.40,oth thn gaskets and seals	72 627	618 935	540 022	5 498 428
60011000	"Long pile" fabrics	43 707	757 260	376 739	6 090 269
60012100	Looped pile fabrics of cotton	3 696	24 301	13 011	181 743
60012200	Looped pile fabrics of manmade fibres	968	271 310	6 999	1 801 843
60012900	Looped pile fabrics ff other textile materials	892	12 762	1 921	31 967
60019100	Pile fabrics, other than "long pile" fabrics and looped pile fabric, of cotton, knitted or crocheted	41	1 354	186	8 040

Tabel 3 : Ekspor Indonesia menurut Komoditi (Kode HS 8 digit)

Oktober 2018

Kode H S	Uraian golongan barang	Berat bersih (Kg)		Nilai F.O.B. (U S \$)	
		Bulan ini	Kumulatif	Bulan ini	Kumulatif
(1)	(2)	(3)	(4)	(5)	(6)
60019220	Pile fabrics of 100 % polyester staple fibres,width > 63.5 mm but< 76.2 mm,suit for use in the manufac of paint rollers	47	13 474	391	87 874
60019290	Pile fabrics, other than "long pile" fabrics and looped pile, of man-made fibre, other than HS 60019220 and 60019230	35 609	290 537	148 703	1 092 039
60019919	Pile fabrics,oth thn"long pile"fabrics&looped pile,unbleached,unmercerised,oth contain elastomeric yarn/rubber thread	-	94	-	7 209
60019990	Pile fabrics, other than "long pile" fabrics and looped pile, of other textile materials, bleached or mercerised	-	1 488	-	8 240
60024000	Knitt/crocheted fabrics width not excee 30 cm, containing by weight 5 % or more elastomeric yarn but not rubber thread	563	138 781	48 400	1 110 742
60029000	Knitted/crocheted fabrics of a width < 30 cm, containing by weight=> 5 % of elastomeric yarn&containing rubber thread	14 355	145 245	43 245	875 973
60031000	Knitted or crocheted fabrics of a width not exceeding 30 cm, oth thn heading 60.01 or 60.02. of wool or fine animal hair	64	2 402	1 283	32 679
60032000	Knitted or crocheted fabrics of a width not exceeding 30 cm, other than those of heading 60.01 or 60.02. of cotton	165	193	484	579
60033000	Knitted or crocheted fabrics of a width not exceeding 30 cm,oth thn those of heading 60.01 or 60.02. of synthetic fibres	-	41	-	1 358
60039000	Knitted or crocheted fabrics of a width not exceeding 30 cm,oth thn heading 60.01 or 60.02. oth thn HS 600310 - 600390	-	37	-	2 014
60041010	Knitt/crocheted fabrics,containing by weight 5 %-20%of elastomeric yarn,but not contain rubber thread,oth thn head 60.01	139 335	882 641	615 825	4 354 779
60041090	Knitt/crocheted fabrics,oth contain weight 5 %-20%of elastomeric yarn,but not contain rubber thread,oth thn head 60.01	72 197	2 111 790	775 832	12 961 312
60049000	Knitt/crocheted fabrics width excee 30 cm,contain weight <5%of elastomeric yarn/contain rubber thread,oth thn head 60.01	25 056	589 136	219 323	5 010 477
60052100	Warp knit fabrics(incl those made on galloon knitt machines),oth thn headings 60.01 to 60.04 of cott,unbleached/bleached	-	666	-	5 172
60052200	Warp knit fabrics (incl those made on galloon knitting machines),oth thn headings 60.01 to 60.04 of cott, dyed	31	3 017	61	23 227
60052300	Warp knit fabrics(incl those made on galloon knit machines)oth thn headings 60.01 to 60.04, cott yarns different colours	-	567	-	4 082
60052400	Warp knit fabrics (incl galloon knitt machines), other than those of headings 60.01 to 60.04 of cotton, printed	-	115	-	1 676
60053500	Fabrics specified in Subheading Note 1 to this Chapter of synthetic fibres	455	3 057	4 444	21 226
60053610	Knitted swimwear fabrics of polyester&polybutylene terephthalate, polyester predominates by weight,unbleached/bleached	-	5 843	-	741
60053690	Knitted swimwear fabrics of other synthetic fibres, unbleached or bleached	3 988	23 245	61 050	340 610
60053710	Knitted swimwear fabrics of polyester and polybutylene terephthalate in which polyester predominates by weight,dyed	19	15 998	247	218 420
60053790	Knitted swimwear fabrics of other synthetic fibres, dyed	5 070	57 537	125 842	985 950
60053810	Knitted swimwear fabrics of polyester and polybutylene terephthalate in which polyester predominates by weight	-	25	-	67
60053890	Knitted swimwear fabrics of other synthetic yarns of different colours	58 241	552 092	155 916	1 496 748
60053910	Knitted swimwear fabrics of polyester and polybutylene terephthalate in which polyester predominates by weight, printed	7	588	278	12 124

Tabel 3 : Ekspor Indonesia menurut Komoditi (Kode HS 8 digit)

Oktober 2018

Kode H S	Uraian golongan barang	Berat bersih (Kg)		Nilai F.O.B. (U S \$)	
		Bulan ini	Kumulatif	Bulan ini	Kumulatif
(1)	(2)	(3)	(4)	(5)	(6)
60054200	Warp knit fabrics (inc those made on galloon knitt machines),oth thn headings 60.01 to 60.04,artificial fibres, dyed	198	19 506	1 694	164 137
60059090	Warp knit fabrics (incl those made on galloon knitt machines),oth thn headings 60.01-60.04,oth thn wool/fine animal hair	74 813	549 623	473 392	3 389 526
60062100	Fabrics; knitted or crocheted fabrics, other than those of headings 60.01 to 60.04, of cotton, unbleached or bleached	11 661	37 021	92 874	252 552
60062200	Fabrics; knitted or crocheted fabrics, other than those of headings 60.01 to 60.04, of cotton, dyed	250 726	4 136 294	1 634 462	23 279 895
60062300	Fabrics; knitted or crocheted fabrics, other than those of headings 60.01 to 60.04, of cotton, of yarns of different colours	30 710	304 359	226 824	1 979 500
60062400	Fabrics; knitted or crocheted fabrics, other than those of headings 60.01 to 60.04, of cotton, printed	5 591	98 954	60 251	965 022
60063120	Other knitted or crocheted fabrics of elastic (combined with rubber threads) synthetic fibres, unbleached or bleached	36	55	641	861
60063190	Other knitted or crocheted fabrics of synthetic fibres, unbleached or bleached, other than HS 60063110 and 60063120	48 235	701 374	210 937	4 870 778
60063210	Nylon fibre mesh of a kind used as backing material for mosaic tiles, dyed	22	900	269	9 201
60063220	Other knitted or crocheted fabrics of elastic (combined with rubber threads) synthetic fibres, dyed	69	69	482	482
60063290	Other knitted or crocheted fabrics of synthetic fibres, dyed,oth thn HS 60063210 and 60063220	23 103	334 182	185 799	2 302 399
60063310	Other knitted or crocheted fabrics of elastic (combined with rubber threads) synthetic yarns of different colours	-	3 121	-	19 595
60063390	Oth knitt/crocheted fabrics synthetic yarns different colours,o.t elastic(combined w/rubber threads)yarns	120 748	1 197 227	603 923	5 975 135
60063490	Other knitted or crocheted fabrics of synthetic, printed, other than elastic (combined with rubber threads) yarns	15	34 158	258	55 636
60064190	Oth knitted/crocheted fabrics oth thn of elastic(combined w/rubber threads)artificial fibres, unbleached or bleached	-	2 046	-	22 803
60064210	Other knitted or crocheted fabrics of elastic (combined with rubber threads) artificial fibres, dyed	-	218 645	-	3 511 850
60064290	Other knitted or crocheted fabrics of artificial fibres, dyed, other than elastic (combined with rubber threads)	9	5 788	244	59 340
60064410	Other knitted or crocheted fabrics of elastic (combined with rubber threads) artificial fibres, printed	-	5	-	78
60064490	Other knitted or crocheted fabrics of artificial fibres, printed, other than elastic (combined with rubber threads)	-	1	-	10
60069000	Fabrics; knitted or crocheted fabrics, oth than those of headings 60.01 to 60.04,and oth those made of wool, fine animal hair, cotton, synthetic/artificial fibres	241 463	1 143 657	408 393	4 288 874
61012000	Men/boys' over/car-coat,cape,wind-cheater/jacket & similar,knitted/crocheted,oth heading 61.03,of cotton	154 040	2 500 488	2 618 054	38 552 113
61013000	Men/boys' over/car-coat,cape,wind-cheater/jacket & similar,knitted/crocheted,oth heading 61.03,of man-made fibres	170 309	2 107 831	2 887 614	39 364 665
61019000	Men/boys' over/car-coat,cape,wind-cheater/jacket & similar,knitted/crocheted,oth heading 61.03,of oth textile material	282 900	1 589 769	5 471 309	41 701 605
61021000	Women/girl over/car-coat,cape,wind-cheater/jacket &similar,knitted/crocheted,oth heading 61.04,of wool/fine animal hair	24 934	303 413	447 210	4 240 000
61022000	Women/girl over/car-coat,cape,wind-cheater/jacket &similar,knitted/crocheted,oth heading 61.04,of cotton	431 253	2 441 784	7 692 810	42 555 622

Tabel 3 : Ekspor Indonesia menurut Komoditi (Kode HS 8 digit)

Oktober 2018

Kode H S	Uraian golongan barang	Berat bersih (Kg)		Nilai F.O.B. (U S \$)	
		Bulan ini	Kumulatif	Bulan ini	Kumulatif
(1)	(2)	(3)	(4)	(5)	(6)
61023000	Women/girl over/car-coat,cape,wind-cheater/jacket &similar,knitted/crocheted,oth heading 61.04,of man-made fibres	215 774	1 212 724	4 027 323	23 952 199
61029000	Women/girl over/car-coat,cape,wind-cheater/jacket &similar,knitted/crocheted,oth heading 61.04,of oth textile material	89 169	503 748	2 923 872	10 814 909
61031000	Men's/boys' suits, knitted/crocheted	754 142	3 661 099	13 883 030	72 354 328
61032200	Men's/boys' ensembles knitted/crocheted, of cotton	179 230	235 296	2 199 229	3 418 298
61032300	Men's/boys' ensembles knitted/crocheted,of synthetic fibres	7 473	112 203	168 331	2 112 349
61032900	Men's/boys' ensembles knitted/crocheted,of other textilematerials	53 563	386 080	1 223 811	10 754 423
61033100	Men's/boys' jackets & blazers,knitted/crocheted, of wool/fine animal hair	-	226	-	6 671
61033200	Men's/boys' jackets & blazers,knitted/crocheted, of cotton	39 659	653 826	464 097	8 659 093
61033300	Men's/boys' jackets & blazers,knitted/crocheted,of synteticfibres	15 970	786 068	378 445	20 734 184
61033910	Men's/boys' jackets & blazers,knitted/crocheted, of ramie,linen or silk	2	9 092	540	134 868
61033990	Men's/boys' jacket&blazer,knitted/crocheted,of oth materialpos head 6103.	51 079	914 637	694 207	15 416 750
61034100	Men's/boys' trouser,bib & brace overall,breeche & short,knitted/crocheted,of wool/fine animal hair	-	15	-	6 957
61034200	Men's/boys' trouser,bib & brace overall,breeche & short,knitted/crocheted,of cotton	701 910	7 363 187	8 373 041	103 650 578
61034300	Men's/boys' trouser,bib & brace overall,breeche & short,knitted/crocheted,of synthetic fibres	235 243	2 785 720	5 279 268	65 712 537
61034900	Men's/boys' trouser,bib & brace overall,breeche & short,knitted/crocheted,of other textile materials	61 876	1 084 515	1 378 851	20 279 364
61041300	Women's or girls' suits,knitted or crocheted, of syntheticfibres	4 535	125 333	82 201	2 416 583
61041920	Women's or girls' suits,knitted or crocheted, of cotton	1 147	303 714	2 350	5 525 863
61041990	Women's or girls' suits,knitted/crocheted,of other textilematerials	98 457	907 613	630 580	6 170 402
61042200	Women's/girls' ensembles,knitted or crocheted, of cotton	18 308	101 516	332 153	3 117 976
61042300	Women's/girls' ensembles,knitted or crocheted, of syntheticfibres	6 544	30 001	94 180	363 187
61042900	Women's/girls' ensembles,knitted or crocheted, of othertextile materials	3	3 248	369	95 752
61043100	Women's/girls' jackets & blazers,knitted or crocheted, of wool or fine animal hair	-	194	-	5 751
61043200	Women's/girls' jackets & blazers,knitted or crocheted, of cotton	181 845	917 211	4 586 864	24 504 223
61043300	Women's/girls' jackets & blazers,knitted or crocheted, of synthetic fibres	127 324	529 378	3 121 379	13 404 084
61043900	Women's/girls' jackets & blazers,knitted or crocheted, of other textile materials	24 985	367 971	802 036	10 802 386
61044100	Women's/girls' dresses,knitted or crocheted,of wool or fineanimal hair	29 428	145 073	1 068 106	4 100 342
61044200	Women's/girls' dresses,knitted or crocheted, of cotton	123 129	2 663 607	2 112 057	50 708 372
61044300	Women's/girls' dresses,knitted or crocheted, of syntheticfibres	230 705	3 716 688	4 240 284	66 324 737
61044400	Women's/girls' dresses,knitted or crocheted, of artificial fibres	37 071	331 857	646 752	5 615 194
61044900	Women's/girls' dresses,knitted or crocheted, of other textile materials	346 627	3 089 662	3 574 751	37 592 474
61045100	Women's/girls' skrits & devided skrits,knitted/crocheted, of wool or fine animal hair	-	63	-	6 235
61045200	Women's/girls' skrits & devided skrits,knitted/crocheted, of cotton	30 695	558 810	584 453	7 641 586
61045300	Women's/girls' skrits & devided skrits,knitted/crocheted, of synthetic fibres	52 167	498 568	769 719	9 316 861

Tabel 3 : Ekspor Indonesia menurut Komoditi (Kode HS 8 digit)

Oktober 2018

Kode H S	Uraian golongan barang	Berat bersih (Kg)		Nilai F.O.B. (U S \$)	
		Bulan ini	Kumulatif	Bulan ini	Kumulatif
(1)	(2)	(3)	(4)	(5)	(6)
61045900	Women's/girls' skrits & devided skrits, knitted/crocheted, of other textile materials	11 799	497 905	165 371	6 372 851
61046100	Women's/girls' trouser, bib & brace overall, breeches & short, knitted/crocheted, of wool or fine animal hair	-	105	-	1 338
61046200	Women's/girls' trouser, bib & brace overall, breeches & short, knitted/crocheted, of cotton	1 851 736	17 383 545	30 359 390	250 028 179
61046300	Women's/girls' trouser, bib & brace overall, breeches & short, knitted/crocheted, of synthetic fibres	535 847	5 819 315	13 734 983	118 173 490
61046900	Women's/girls' trouser, bib & brace overall, breeches & short, knitted/crocheted, of other textile materials	205 275	4 105 058	5 569 584	98 415 366
61051000	Men's or boys' shirts, knitted or crocheted, of cotton	130 887	2 837 447	2 163 447	43 525 922
61052010	Men's or boys' shirts, knitted or crocheted, of synthetic fibres	67 222	1 306 005	1 479 345	40 214 044
61052020	Men's or boys' shirts, knitted or crocheted, of artificial fibres	25 954	68 900	534 486	1 349 896
61059000	Men's or boys' shirts, knitted or crocheted, of other textile materials	126 447	1 134 033	1 382 508	12 863 773
61061000	Women's or girls' blouses, shirts & shirt-blouses, knitted/crocheted, of cotton	360 487	4 280 105	4 568 163	67 014 135
61062000	Women's or girls' blouses, shirts & shirt-blouses, knitted/crocheted, of man-made fibres	134 223	1 909 172	1 860 058	32 195 696
61069000	Women's or girls' blouses, shirts & shirt-blouses, knitted/crocheted, of other textile materials	161 504	1 543 268	2 894 982	26 270 037
61071100	Men's or boys' underpants and briefs, knitted or crocheted, of cotton	42 528	479 720	915 245	9 392 858
61071200	Men's or boys' underpants and briefs, knitted or crocheted, of man-made fibres	45 536	641 687	1 166 052	15 212 881
61071900	Men's or boys' underpants and briefs, knitted or crocheted, of other textile materials	16 423	167 835	359 653	3 161 442
61072100	Men's or boys' nightshirts & pyjamas, knitted or crocheted, of cotton	9 539	164 064	160 299	2 598 015
61072200	Men's or boys' nightshirts & pyjamas, knitted or crocheted, of man-made fibres	20	57 598	875	861 814
61072900	Men's or boys' nightshirts & pyjamas, knitted or crocheted, of other textile materials	1	155	38	9 169
61079100	Men's or boys' bathrobes, dressing gowns & similar articles, knitted or crocheted, of cotton	95 815	815 016	457 360	4 127 343
61079900	Men's or boys' bathrobes, dressing gowns & similar articles, knitted or crocheted, of other textile materials	410	24 708	5 805	387 408
61081100	Women's or girls' slips and petticoats, knitted/crocheted, of man-made fibres	5 337	121 350	130 441	1 641 116
61081930	Women's or girls' slips and petticoats, knitted/crocheted, of cotton	1 085	10 785	49 807	396 860
61081990	Women's or girls' slips and petticoats, knitted/crocheted, of other textile materials	66 129	922 896	538 367	7 847 567
61082100	Women's or girls' briefs and panties, knitted/crocheted, of cotton	65 867	514 255	1 448 326	11 139 970
61082200	Women's or girls' briefs and panties, knitted/crocheted, of man-made fibres	79 873	903 745	3 712 006	37 578 429
61082900	Women's or girls' briefs and panties, knitted/crocheted, of other textile materials	23 152	554 684	802 931	17 273 653
61083100	Women's or girls' nightdresses & pyjamas, knitted/crocheted, of cotton	92 954	1 134 233	2 590 306	20 320 552
61083200	Women's or girls' nightdresses & pyjamas, knitted/crocheted, of man-made fibres	63 657	884 700	1 451 544	19 193 298
61083900	Women's or girls' nightdresses & pyjamas, knitted/crocheted, of other textile materials	50 892	539 481	1 389 921	9 087 920
61089100	Women's/girls' negligees, bathrobe, dressing gown & similar articles, knitted/crocheted, of cotton	19 170	342 344	311 018	5 227 363

Tabel 3 : Ekspor Indonesia menurut Komoditi (Kode HS 8 digit)

Oktober 2018

Kode H S	Uraian golongan barang	Berat bersih (Kg)		Nilai F.O.B. (U S \$)	
		Bulan ini	Kumulatif	Bulan ini	Kumulatif
(1)	(2)	(3)	(4)	(5)	(6)
61089200	Women's/girls' negligees,bathrobe,dressing gown & similararticles,knitted/crocheted, of man-made fibres	42 431	373 846	1 000 981	6 585 447
61089900	Women's/girls' negligees,bathrobe,dressing gown & similararticles,knitted/crocheted,of other textile materials	139	12 925	8 486	258 881
61091010	T-shirts,singlets and other vests,knitted or crocheted,ofcotton, for men or boys	1 245 053	11 856 487	9 897 521	119 249 910
61091020	T-shirts,singlets and other vests,knitted or crocheted,ofcotton, for women or girls	531 362	6 092 736	11 397 082	115 880 621
61099010	T-shirts,singlets and other vests,knitted or crocheted, formen or boys, of ramie, linen or silk	84 452	1 294 188	1 750 889	25 507 112
61099020	T-shirts,singlets and other vests,knitted or crocheted, formen or boys, of other textile materials	465 591	5 109 403	9 523 476	99 630 638
61099030	T-shirts,singlets and other vests,knitted or crocheted, forwomen or girls, of other textile materials	493 265	5 534 351	7 623 201	101 279 241
61101100	Jerseys,pullovers,cardigans,waistcoats & similar articles,knitted or crocheted, of wool	11 669	212 877	315 329	4 737 836
61101200	Jerseys,pullovers,cardigans,waistcoats & similar articles,knitted or crocheted, of Kashmir (cashmere) goats	-	14	-	10 175
61101900	Jerseys,pullovers,cardigans,waistcoats & similar articles,knitted or crocheted, of other fine animal hair	5 911	129 473	215 362	2 399 784
61102000	Jerseys,pullovers,cardigans,waistcoats & similar articles,of cotton	2 903 399	31 649 110	42 582 992	486 583 237
61103000	Jerseys,pullovers,cardigans,waistcoats & similar articles,of man-made fibres	1 051 923	11 308 779	20 911 463	218 542 469
61109000	Jerseys,pullovers,cardigans,waistcoats & similar articles,of other textile materials	382 606	5 574 455	6 772 538	106 835 905
61112000	Babies' garments and clothing accessories, knitted orcrocheted, of cotton	538 521	5 791 483	10 072 713	106 684 561
61113000	Babies' garments and clothing accessories, knitted orcrocheted, of synthetic fibres	163 070	2 170 173	2 869 957	43 267 881
61119010	Babies' garments and clothing accessories, knitted orcrocheted, of wool or fine animal hair	2 084	58 534	29 198	967 930
61119090	Babies' garments and clothing accessories, knitted orcrocheted, of other textile materials	94 083	1 067 312	510 116	10 959 049
61121100	Track suits, knitted or crocheted, of cotton	18 434	261 797	481 101	4 649 319
61121200	Track suits, knitted or crocheted, of synthetic fibres	66 912	1 118 450	1 707 859	23 983 887
61121900	Track suits,knitted or crocheted,of other textile materials	141 673	261 542	4 574 177	7 358 225
61122000	Ski suits, knitted or crocheted	-	2 970	-	145 757
61123100	Men's or boys' swimwear, knitted or crocheted, of synthetic fibres	5 856	63 991	183 442	2 297 827
61123900	Men's or boys' swimwear, knitted or crocheted, of othertextile materials	52 803	891 358	990 499	21 078 130
61124110	Mastectomy Swimwear (post breast surgery swimwear), ofsynthetic fibres	104 687	1 236 446	1 600 911	23 801 702
61124190	Other women's or girls' swimwear, of synthetic fibres	104 900	997 194	2 285 452	30 547 218
61124910	Mastectomy Swimwear (post breast surgery swimwear), ofother textile materials	100	257	2 480	5 327
61124990	Other women's or girls' swimwear,of other textile materials	1 008	39 267	69 242	1 735 100
61130010	Divers' suit (wetsuit),made up of knitted/crocheted fabricsof heading 59.03, 59.06 or 59.07	-	4 716	-	72 603
61130040	Other protective work garments,made up of knitted/crochetedfabrics of heading 59.03, 59.06 or 59.07	6	602	55	2 703
61130090	Other garments, made up of knitted or crocheted fabrics ofheading 59.03, 59.06 or 59.07	126 615	857 181	629 148	4 403 768
61142000	Garments; of cotton, knitted or crocheted, n.e.c. in chapter 61	56 819	682 671	693 166	9 853 842
61143020	Garments used for protection from fire of man-made fibres,knitted or crocheted	12 739	110 553	272 129	2 571 651
61143090	Other garments, knitted or crocheted, of man-made fibres	141 671	1 039 349	1 430 998	15 856 215

Tabel 3 : Ekspor Indonesia menurut Komoditi (Kode HS 8 digit)

Oktober 2018

Kode H S	Uraian golongan barang	Berat bersih (Kg)		Nilai F.O.B. (U S \$)	
		Bulan ini	Kumulatif	Bulan ini	Kumulatif
(1)	(2)	(3)	(4)	(5)	(6)
61149010	Other garments, knitted or crocheted, of wool or fine animal hair	208	323	6 056	6 605
61149090	Other garments, knitted/crocheted, of other textile materials (excl. wool or fine animal hair)	26 653	201 531	151 597	2 059 474
61151010	Stockings for varicose veins, of synthetic fibres, knitted or crocheted	-	6 860	-	120 264
61151090	Oth graduated compression hosiery, exc stockings for varicose veins, of synthetic fibres, knitted or crocheted	32	3 495	1 801	58 222
61152100	Hosiery; panty hose and tights (other than graduated compression hosiery), of synthetic fibres, measuring per single yarn less than 67 decitex, knitted or crocheted	-	8 627	-	90 866
61152200	Hosiery; panty hose and tights (other than graduated compression hosiery), of synthetic fibres, measuring per single yarn 67 decitex or more, knitted or crocheted	-	16 673	-	310 187
61152910	Other panty hose and tights, knitted/crocheted, of cotton	400 385	3 865 544	3 975 841	43 277 470
61152990	Other panty hose and tights, knitted/crocheted, of other textile material (excl. cotton)	509	18 281	3 619	364 723
61153010	Oth women full-length/knee-length hosiery, knitted/crocheted, measuring per single yarn < 67 decitex, of cotton	-	111	-	894
61153090	Oth women full-length/knee-length hosiery, knitted/crocheted, measuring per single yarn < 67 decitex, of other textile material	-	690	-	2 385
61159400	Footwear without applied soles, knitted/crocheted of wool or fine animal hair	10	12	1 253	2 227
61159500	Footwear without applied soles, knitted/crocheted of cotton measure per single yarn >= 67 decitex, of cotton	714 442	5 323 455	7 261 773	57 091 594
61159600	Footwear without applied soles, knitted/crocheted of synthetic fibres	26 597	298 226	449 637	5 060 343
61159900	Footwear without applied soles, knitted/crocheted of other textile materials	43 433	631 146	618 937	9 526 693
61161010	Divers' gloves, knitted or crocheted, impregnated, coated or covered with plastics or rubber	16 858	229 550	151 659	1 773 764
61161090	Other gloves, mittens and mitts, knitted or crocheted, impregnated, coated or covered with plastics or rubber	10 183	200 642	576 485	9 797 361
61169100	Glove, mitten & mitt, knitted/crocheted, not impregnated & coated/covered with plastics or rubber, of wool/fine animal hair	4 168	7 058	64 933	105 073
61169200	Glove, mitten & mitt, knitted/crocheted, not impregnated & coated/covered with plastics or rubber, of cotton	30 777	249 016	88 786	852 680
61169300	Glove, mitten & mitt, knitted/crocheted, not impregnated & coated/covered with plastics or rubber, of synthetic fibres	133 043	1 366 093	4 148 275	31 832 355
61169900	Glove, mitten & mitt, knitted/crocheted, not impregnated & coated/covered with plastics or rubber, of textile materials	676 659	6 421 042	1 229 145	12 226 415
61171010	Shawls, scarves, mufflers, mantillas, veils & the like, knitted/crocheted, of cotton	1 117	9 858	16 678	113 899
61171090	Shawls, scarves, mufflers, mantillas, veils & the like, knitted/crocheted, of other textile materials	18 834	100 395	440 111	2 669 807
61178011	Ties, bow ties & cravats, knitted/crocheted, of wool or fine animal hair	-	2 470	-	28 224
61178019	Ties, bow ties & cravats, knitted/crocheted, of other textile materials	3 032	10 283	227 788	566 923
61178020	Wrist bands, knee bands or ankle bands, knitted/crocheted	2	3 324	7	125 706
61178090	Other made up clothing accessories, knitted or crocheted	14 936	121 252	151 671	1 264 373

Tabel 3 : Ekspor Indonesia menurut Komoditi (Kode HS 8 digit)

Oktober 2018

Kode H S	Uraian golongan barang	Berat bersih (Kg)		Nilai F.O.B. (U S \$)	
		Bulan ini	Kumulatif	Bulan ini	Kumulatif
(1)	(2)	(3)	(4)	(5)	(6)
61179000	Parts of garments or of clothing accessories, knitted or crocheted	303	59 489	6 832	170 322
62011100	Men/boys' overcoat, raincoat, car-coat, cape, cloak & similar articles, oth those of heading 62.03, of wool/fine animal hair	27 104	229 411	650 485	7 358 613
62011200	Men/boys' overcoat, raincoat, car-coat, cape, cloak & similar articles, oth those of heading 62.03, of cotton	27 941	300 093	1 025 772	6 452 176
62011300	Men/boys' overcoat, raincoat, car-coat, cape, cloak & similar articles, oth those of heading 62.03, of man-made fibres	410 506	2 229 957	10 097 932	63 509 528
62011910	Men/boys' overcoat, raincoat, car-coat, cape, cloak & similar articles, oth those of heading 62.03, of silk	-	12 057	-	851 410
62011920	Men/boys' overcoat, raincoat, car-coat, cape, cloak & similar articles, oth those of heading 62.03, of ramie	3 551	64 853	217 783	2 427 640
62011990	Men/boys' overcoat, raincoat, car-coat, cape, cloak & similar articles, oth those of heading 62.03, of oth textile material	279 270	2 368 284	11 486 421	106 301 412
62019100	Men/boys' anorak (incl ski-jacket), wind-cheater, wind-jacket & similar articles, oth head 62.03, of wool/fine hair animal	88	394	2 681	20 301
62019200	Men/boys' anorak (incl ski-jacket), wind-cheater, wind-jacket & similar articles, oth head 62.03, of cotton	258 010	988 178	1 984 216	8 672 466
62019300	Men/boys' anorak (incl ski-jacket), wind-cheater, wind-jacket & similar articles, oth head 62.03, of man-made fibres	717 301	4 563 601	17 771 762	150 036 199
62019990	Men/boys' anorak (incl ski-jacket), wind-cheater, wind-jacket & similar articles, oth head 62.03, of other textile material	119 533	563 304	3 236 538	19 983 031
62021100	Women/girls' overcoat, raincoat, car-coat, cape, cloak & similar articles, oth those of heading 62.04, of wool/fine animal hair	484	4 190	21 740	182 477
62021200	Women/girls' overcoat, raincoat, car-coat, cape, cloak & similar articles, oth those of heading 62.04, of cotton	342	160 981	15 512	3 148 412
62021300	Women/girls' overcoat, raincoat, car-coat, cape, cloak & similar articles, oth those of heading 62.04, of man-made fibres	232 911	1 733 295	4 323 358	24 240 670
62021910	Women/girls' overcoat, raincoat, car-coat, cape, cloak & similar articles, oth those of heading 62.04, of silk	4	122	285	45 640
62021920	Women/girls' overcoat, raincoat, car-coat, cape, cloak & similar articles, oth those of heading 62.04, of ramie	-	54 168	-	2 139 248
62021990	Women/girls' overcoat, raincoat, car-coat, cape, cloak & similar articles, oth those of heading 62.04, of oth textile material	50 167	635 939	1 968 688	27 446 350
62029100	Women/girls' anorak (incl ski-jacket), wind-cheater & jacket, & similar article, oth head 62.04, of wool/fine hair animals	-	12	-	416
62029200	Women/girls' anorak (incl ski-jacket), wind-cheater & jacket, & similar articles, oth head 62.04, of cotton	1 802	182 653	50 444	3 214 593
62029300	Women/girls' anorak (incl ski-jacket), wind-cheater & jacket, & similar articles, oth head 62.04, of man-made fibres	487 583	2 972 151	8 170 818	59 655 288
62029990	Women/girls' anorak (incl ski-jacket), wind-cheater & jacket, & similar articles, oth head 62.04, of other textile material	62 999	448 414	2 822 927	11 196 417
62031100	Men's or boys' suits, of wool or fine animal hair	56 224	796 493	1 665 707	15 939 315
62031200	Men's or boys' suits, of synthetic fibres	80 973	1 497 920	1 210 458	16 974 438
62031911	Men's or boys' suits, of cotton, printed by traditional batik process	3 201	10 366	60 616	197 947
62031919	Men's or boys' suits, of cotton, not printed by traditional batik process	46 471	200 508	1 237 475	6 284 896
62031921	Men's or boys' suits, of silk, printed by traditional batik process	-	0	-	71
62031929	Men's or boys' suits, of silk, not printed by traditional batik process	18	31	117	320
62031990	Men's or boys' suits, of other textile material (exc. cotton & silk)	125 300	712 493	1 741 986	22 864 032

Tabel 3 : Ekspor Indonesia menurut Komoditi (Kode HS 8 digit)

Oktober 2018

Kode H S	Uraian golongan barang	Berat bersih (Kg)		Nilai F.O.B. (U S \$)	
		Bulan ini	Kumulatif	Bulan ini	Kumulatif
(1)	(2)	(3)	(4)	(5)	(6)
62032290	Men's or boys' ensemble, of cotton, not printed by traditional batik process	132	294	4 810	10 201
62032300	Men's or boys' ensemble, of synthetic fibres	7 060	7 457	51 339	58 146
62032990	Men's or boys' ensemble, of other textile materials exc. wool or fine animal hair	11 636	45 002	629 542	1 863 859
62033100	Men's or boys' jackets & blazers, of wool/fine animal hair	65 590	483 708	675 067	10 928 602
62033210	Men's or boys' jackets & blazers, of cotton, printed by traditional batik process	352	13 719	1 620	141 381
62033290	Men's or boys' jackets & blazers, of cotton,not printed by traditional batik process	87 564	669 959	1 731 608	19 537 565
62033300	Men's or boys' jackets & blazers, of synthetic fibres	137 733	2 194 752	2 584 541	47 393 980
62033900	Men's or boys' jackets & blazers,of other textile materialsexc.wool/fine animal hair,cotton&synthetic fibres	134 276	1 659 546	6 629 701	65 750 021
62034100	Men's or boys' trouser,bib & brace overall,breeche & short(oth swimwear) of wool/fine animal hair	6 023	169 839	277 819	6 151 624
62034210	Men's or boys' bibs & brace overalls, of cotton	5 150	238 564	180 550	8 938 702
62034290	Men's or boys' trousers, breeches & shorts (oth swimwear),of cotton	1 611 446	11 678 233	27 374 138	233 916 454
62034300	Men's or boys' trouser,bib & brace overall,breeche & shorts(oth swimwear), of synthetic fibres	758 617	7 126 101	18 185 913	157 309 487
62034910	Men's or boys' trouser,bib & brace overall,breeche & shorts(oth swimwear), of silk	26 446	282 260	1 165 990	11 457 737
62034990	Men's or boys' trouser,bib & brace overall,breeche & shorts(oth swimwear) of other textile materials except silk	555 996	3 146 066	4 999 019	39 716 798
62041100	Women's or girls' suits, of wool or fine animal hair	236	1 809	6 476	37 997
62041210	Women's or girls' suits, of cotton, printed by traditional batik process	129	4 633	5 767	146 770
62041290	Women's or girls' suits, of cotton, not printed bytraditional batik process	36 168	407 302	578 540	6 655 243
62041300	Women's or girls' suits, of synthetic fibres	43 132	437 511	1 199 708	8 605 086
62041911	Women's or girls' suits, of silk, printed by traditional batik process	-	4	-	14
62041919	Women's or girls' suits, of silk,not printed by traditional batik process	78	4 414	677	138 135
62041990	Women's or girls' suits, of other textile materials exceptsilk	45 282	463 676	346 909	3 565 399
62042100	Women's or girls' ensembles, of wool or fine animal hair	42	836	1 010	25 360
62042290	Women's or girls' ensembles,of cottons, not printed by traditional batik process	41	4 777	406	78 321
62042300	Women's or girls' ensembles, of synthetic fibres	-	9 918	-	415 105
62042910	Women's or girls' ensembles, of silk	19	25	6 792	9 999
62042990	Women's or girls' ensembles, of other textile material sexcept silk	93	34 153	2 150	848 499
62043100	Women's or girls' jackets and blazers,of wool/fine animal hair	5 749	56 925	420 966	2 782 192
62043210	Women's or girls' jackets and blazers,of cotton, printed by traditional batik process	8	6 655	468	313 430
62043290	Women's or girls' jackets and blazers,of cotton,not printed by traditional batik process	40 786	381 456	975 627	11 406 406
62043300	Women's or girls' jackets and blazers,of synthetic fibres	47 669	1 559 119	1 493 001	37 602 495
62043911	Women's or girls' jackets and blazers,of silk, printed by traditional batik process	-	50	-	100
62043919	Women's or girls' jackets and blazers,of silk,not printed by traditional batik process	110	465	1 246	27 636
62043990	Women's or girls' jackets and blazers,of other textile materials except silk	15 728	402 138	680 834	13 995 914
62044100	Women's or girls' dresses, of wool or fine animal hair	1	11 161	97	346 100
62044210	Women's or girls' dresses, of cotton,printed by traditional batik process	6 489	210 019	202 630	5 295 356
62044290	Women's or girls' dresses, of cotton, not printed by traditional batik process	184 038	2 714 692	3 124 162	55 875 614

Tabel 3 : Ekspor Indonesia menurut Komoditi (Kode HS 8 digit)

Oktober 2018

Kode H S	Uraian golongan barang	Berat bersih (Kg)		Nilai F.O.B. (U S \$)	
		Bulan ini	Kumulatif	Bulan ini	Kumulatif
(1)	(2)	(3)	(4)	(5)	(6)
62044300	Women's or girls' dresses, of synthetic fibres	285 418	4 835 425	8 969 733	141 956 433
62044400	Women's or girls' dresses, of artificial fibres	77 074	1 099 367	1 819 253	25 892 659
62044910	Women's or girls' dresses,of other textile material,printed by traditional batik process	5 077	49 152	277 044	2 661 686
62044990	Women's or girls' dresses, of other textile material, notprinted by traditional batik process	175 064	2 715 879	2 702 520	42 123 700
62045100	Women's or girls' skirts and divided skirts,of wool or fineanimal hair	1 724	27 755	87 246	983 532
62045210	Women's or girls' skirts and divided skirts, of cotton,printed by traditional batik process	-	5 504	-	169 190
62045290	Women's or girls' skirts and divided skirts, of cotton, notprinted by traditional batik process	67 968	778 326	967 719	16 580 129
62045300	Women's or girls' skirts and divided skirts,of syntheticfibres	39 544	1 003 783	1 197 626	23 039 999
62045910	Women's or girls' skirts and divided skirts,of oth textilematerials, printed by traditional batik process	63	759	2 480	48 253
62045990	Women's or girls' skirts and divided skirts,of oth textilematerials,not printed by traditional batik process	144 930	2 168 013	1 514 434	23 444 865
62046100	Women's/girls' trouser,bib & brace overall,breeche & short,(oth swimwear), of wool or fine animal hair	1 628	25 412	79 761	971 763
62046200	Women's/girls' trouser,bib & brace overall,breeche & short,(oth swimwear), of cotton	1 093 172	13 608 594	19 267 418	249 103 214
62046300	Women's/girls' trouser,bib & brace overall,breeche & short,(oth swimwear), of synthetic fibres	615 735	5 418 209	11 554 558	121 491 640
62046900	Women's/girls' trouser,bib & brace overall,breeche & short,(oth swimwear), of other textile materials	540 771	4 436 337	9 590 450	82 575 945
62052010	Men's or boys' shirts, of cotton, printed by traditional batik process	13 030	343 512	346 064	7 816 445
62052020	Men's or boys' shirts, of cotton, barong tagalog	35 292	245 822	1 075 031	7 873 432
62052090	Men's or boys' shirts,of cotton,not printed by traditional batik process or barong tagalog	1 092 479	10 957 749	29 823 946	292 278 570
62053010	Men's or boys' shirts, of man-made fibres, barong tagalog	23 754	275 882	429 006	8 141 346
62053090	Men's or boys' shirts, of man-made fibres,other than barong tagalog	351 663	3 942 165	6 769 083	62 079 514
62059010	Men's or boys' shirts, of wool or fine animal hair	3 574	75 863	7 897	1 668 017
62059091	Men's/boys' shirts,of oth textile materials exc wool/fineanimal hair, printed by traditional batik process	126	56 003	2 118	1 517 116
62059092	Men's/boys' shirts,of oth textile materials exc wool/fineanimal hair,barong tagalog	-	0	-	1
62059099	Men/boy shirt,of oth textile material exc wool/fine animalhair,not printed by traditional batik process/barong tagalog	45 337	616 622	1 174 242	11 823 375
62061010	Women's or girls' blouses,shirts and shirt-blouses,of silk/silk waste, printed by traditional batik process	-	9 146	-	117 929
62061090	Women's or girls' blouses,shirts and shirt-blouses,of silk/silk waste,not printed by traditional batik process	120	14 682	5 539	422 855
62062000	Women's or girls' blouses,shirts and shirt-blouses,of wool or fine animal hair	-	13 867	-	275 713
62063010	Women's or girls' blouses,shirts & shirt-blouses,of cotton,printed by traditional batik process	25 183	182 124	648 346	4 464 168
62063090	Women's or girls' blouses,shirts & shirt-blouses,of cotton,not printed by traditional batik process	187 891	2 686 334	6 203 512	89 770 825
62064000	Women's or girls' blouses,shirts & shirt-blouses,of man-made fibres	1 402 825	14 050 396	41 402 726	396 912 682
62069000	Women's or girls' blouses,shirts & shirt-blouses,of othertextile materials	119 294	3 220 417	3 752 372	79 991 743
62071100	Men's or boys' underpants and briefs, of cotton	84 611	994 977	1 492 946	17 214 957
62071900	Men's or boys' underpants and briefs, of other textile materials	8 888	58 459	98 024	1 006 002
62072110	Men's or boys' nightshirts and pyjamas, of cotton, printed by traditional batik process	9	444	346	14 387

Tabel 3 : Ekspor Indonesia menurut Komoditi (Kode HS 8 digit)

Oktober 2018

Kode H S	Uraian golongan barang	Berat bersih (Kg)		Nilai F.O.B. (U S \$)	
		Bulan ini	Kumulatif	Bulan ini	Kumulatif
(1)	(2)	(3)	(4)	(5)	(6)
62072190	Men's or boys' nightshirts and pyjamas, of cotton, notprinted by traditional batik process	4 955	64 644	107 475	1 276 551
62072200	Men's or boys' nightshirts and pyjamas, of man-made fibres	1 572	6 372	12 038	86 987
62072990	Men's or boys' nightshirt & pyjamas, of oth textile material exc silk/cotton/man-made fibres	14 569	166 847	106 983	1 428 563
62079100	Men's or boys' singlet & oth vest, bathrobe, dressing gown & similar articles, of cotton	2 367	229 819	109 504	1 088 244
62079910	Men's or boys' singlet & oth vest, bathrobe, dressing gown & similar articles, of man-made fibres	1 264	37 385	58 744	756 925
62079990	Men/boy singlet & oth vest, bathrobe, dressing gown & similar, of oth textile materials exc cotton/silk/man-made fibres	202 487	1 169 320	976 025	7 067 392
62081100	Women's or girls' slips and petticoats, of man-made fibres	57 037	730 287	1 231 914	16 325 783
62081900	Women's or girls' slips and petticoats, of other textile materials	26 115	465 424	151 105	6 547 850
62082110	Women's or girls' nightdresses & pyjamas, of cotton, printed by traditional batik process	-	252	-	3 871
62082190	Women's or girls' nightdresses & pyjamas, of cotton, not printed by traditional batik process	121 694	584 291	3 369 138	15 385 218
62082200	Women's or girls' nightdresses and pyjamas, of man-made fibres	57 198	214 017	1 700 019	5 733 393
62082910	Women's or girls' nightdresses and pyjamas, of other textile materials, printed by traditional batik process	-	6 001	-	21 864
62082990	Women's or girls' nightdresses and pyjamas, of other textile materials, not printed by traditional batik process	21 146	252 084	266 439	2 857 972
62089110	Women/girl singlet & oth vest, brief, panty, negligee, bathrobe, & similar, of cotton, printed by traditional batik process	90	19 023	4 142	379 631
62089190	Women/girl singlet & oth vest, brief, panty, negligee, bathrobe, & similar, of cotton, not printed by traditional batik process	75 833	139 359	1 981 603	3 044 381
62089210	Women/girl singlet & oth vest, brief, panty, negligee, bathrobe, & similar, of man-made fibres, printed by traditional batik	-	1	-	50
62089290	Women/girl singlet & oth vest, brief, panty, negligee, bathrobe, & similar, of man-made fibres, not printed by traditional batik	3 998	131 187	200 671	3 360 212
62089910	Women/girl singlet & oth vest, brief, panty, negligee, bathrobe, & similar, of wool/fine animal hair	1	331	70	5 751
62089990	Women/girl singlet & oth vest, brief, panty, negligee, bathrobe, & similar, of oth textile materials exc wool/fine animal hair	21 986	213 451	928 102	5 239 684
62092030	Babies's t-shirts, shirts, pyjamas and similar articles, of cotton	53 047	851 278	1 143 445	7 003 854
62092040	Babies's suits, pants and similar articles, of cotton	29 349	1 392 300	595 087	13 785 112
62092090	Other babies's garment & clothing accessories (exc t-shirt, shirt, pyjama, suit, pant & similar articles), of cotton	27 067	896 645	705 064	24 944 955
62093010	Babies's suits, pants and similar articles, of synthetic fibres	3 666	359 856	81 485	4 798 101
62093030	Babies's t-shirts, shirts, pyjamas and similar articles, of synthetic fibres	14 342	129 772	472 454	2 560 418
62093040	Babies's clothing accessories of synthetic fibres	525	3 106	222	24 439
62093090	Other babies's garment & clothing accessories (exc t-shirt, shirt, pyjama, suit, pant & similar articles), of synthetic fibres	1 983	79 135	7 055	2 113 533
62099000	Babies' garments and clothing accessories, of other textile materials	17 367	313 309	355 735	3 971 596
62101011	Garments used for protection from chemical substances, radiation or fire, of fabrics of heading 56.02 or 56.03	0	163	15	2 687
62101019	Other protective work garment (exc used for protection from chemical substance, radiation/fire), of fabric head 5602/5603	3 196	60 098	12 386	252 058

Tabel 3 : Ekspor Indonesia menurut Komoditi (Kode HS 8 digit)

Oktober 2018

Kode H S	Uraian golongan barang	Berat bersih (Kg)		Nilai F.O.B. (U S \$)	
		Bulan ini	Kumulatif	Bulan ini	Kumulatif
(1)	(2)	(3)	(4)	(5)	(6)
62101090	Garments of fabrics of heading 56.02 or 56.03, other than protective work garments	59 254	1 153 041	628 040	13 459 495
62102020	Garment used for protection from fire,of the type described in subheadings 6201.11 to 6201.19	-	1	-	101
62102040	Oth protective work garment,not used for protect from firechemical/radiation,of the type described in 6201.11-6201.19	-	5 137	-	164 563
62102090	Other garments,of the type described in subheadings 6201.11to 6201.19, exc protective work garments	24	3 268	875	83 218
62103030	Garment use for protect from chemical substance/radiationof the type described in subheadings 6202.11 to 6202.19	-	351	-	16 480
62103040	Oth protective work garment,not used for protect from firechemical/radiation,of the type described in 6202.11-6202.19	-	267	-	10 878
62103090	Other garments,of the type described in subheadings 6202.11to 6202.19, exc protective work garments	-	2 164	-	75 032
62104010	Men's or boys' garments, used for protection from fire	1 684	5 518	69 062	212 797
62104020	Men's or boys' garments, used for protection from chemicalsubstances or radiation	-	106 362	-	859 146
62104090	Other men's or boys' protective work garments (exc used forprotection from fire/chemical substances/radiation)	6 103	29 732	59 145	780 647
62105010	Women's or girls' garments, used for protection from fire	12 508	391 913	115 492	3 651 478
62105090	Other women's or girls' protective work garments (exc usedfor protection from fire/chemical substances/radiation)	170 851	2 070 845	2 787 280	45 198 003
62111100	Men's or boys' swimwear	16 696	599 374	570 297	22 072 684
62111200	Women's or girls' swimwear	21 840	309 766	974 227	11 922 684
62112000	Ski suits	2	2 825	15	32 787
62113210	Garments for fencing or wrestling,of cotton,men's or boy's	-	2 178	-	19 691
62113290	Other garments exc for fencing/wrestling/pilgrimage robes(ehram), men's or boy's	88 255	533 550	324 421	4 893 481
62113310	Garments for fencing or wrestling,of man-made fibres,men'sor boy's	15 006	129 442	316 409	3 241 893
62113320	Garments used for protection from fire, of man-made fibres,men's or boy's	-	25	-	1 906
62113330	Garments used for protection from chemical substances orradiation, of man-made fibres, men's or boy's	-	8	-	264
62113390	Other garments,of man-made fibres,men's/boys',exc use forprotec from fire/chemical/radiation/for fencing/wrestling	164 459	1 069 744	1 977 872	15 339 780
62113910	Garments for fencing/wrestling,of other textile materials,men's or boy's	1	1 183	49	24 787
62113920	Garments used for protection from fire, of other textilematerials, men's or boy's	-	2 750	-	32 431
62113930	Garments used for protection from chemical substances orradiation,of other textile materials, men's or boy's	-	1 150	-	438
62113990	Oth garment,of oth textile material,men's/boys',exc use forprotec from fire/chemical/radiation/for fencing/wrestling	343 582	2 619 064	3 452 659	25 164 392
62114210	Garments for fencing or wrestling,of cotton,women's/girl's	91	87 075	8 304	1 074 115
62114220	Prayer cloaks, of cotton, women's or girl's	11 257	70 097	145 596	1 162 990
62114290	Other garments exc for fencing/wrestling/prayer cloaks, ofcotton, women's or girl's	18 581	244 295	313 784	4 503 997
62114310	Surgical gowns, of man-made fibres, women's or girl's	155 130	623 091	1 612 461	6 977 465
62114320	Prayer cloaks, of man-made fibres, women's or girl's	95	153 552	1 037	831 287
62114330	Anti-explosive protective suits, of man-made fibres,women'sor girl's	-	40	-	1 882
62114340	Garments for fencing/wrestling,of man-made fibres,women'sor girl's	-	1 311	-	30 684
62114360	Flyers' coveralls, of man-made fibres, women's or girl's	-	28	-	968
62114390	Other garments, women's or girls', of man-made fribres	52 472	1 132 047	1 016 143	31 001 155

Tabel 3 : Ekspor Indonesia menurut Komoditi (Kode HS 8 digit)

Oktober 2018

Kode H S	Uraian golongan barang	Berat bersih (Kg)		Nilai F.O.B. (U S \$)	
		Bulan ini	Kumulatif	Bulan ini	Kumulatif
(1)	(2)	(3)	(4)	(5)	(6)
62114910	Garments for fencing or wrestling,of oth textile materials,women's or girl's	6 297	99 775	313 686	4 037 477
62114939	Prayer cloaks,except of wool or fine animal hair,women's or girl's	45	852	250	15 653
62114940	Other garments, of wool or fine animal hair, women's or girl's	-	23	-	943
62114990	Other garments,except of wool or fine animal hair,women's or girl's	60 581	2 258 590	1 637 640	20 974 548
62121011	Mastectomy bra (post breast surgery bra),of cotton, whether or not knitted or crocheted	59	3 248	2 511	143 109
62121019	Other brassieres exc mastectomy bra,of cotton, whether or not knitted or crocheted	170 982	2 684 951	7 210 378	94 382 431
62121091	Mastectomy bra (post breast surgery bra),of other textile,materials, whether or not knitted or crocheted	227 470	1 579 559	8 604 231	62 975 714
62121099	Oth brassieres exc mastectomy bra,of oth textile materials,whether or not knitted or crocheted	258 650	3 560 642	9 910 877	140 054 108
62122010	Girdles and panty-girdles,of cotton,whether or not knitted or crocheted	-	2 493	-	31 325
62122090	Girdles and panty-girdles,of other textile material,whether or not knitted or crocheted	15 548	186 238	787 632	9 113 057
62123010	Corselettes,of cotton,whether or not knitted or crocheted	-	1 015	-	7 714
62123090	Corselettes,of other textile materials,whether or not knitted or crocheted	26 619	197 758	369 616	3 615 507
62129011	Compression garment of a kind use for the treatment of scartissue & skin grafts,of cotton,whether/not knitted/crocheted	2	24	152	1 882
62129019	Braces,suspenders,garters & similar & parts,whether or not knitted or crocheted,of cotton	3 615	15 999	108 288	627 832
62129099	Braces,suspenders,garters & similar & parts,whether or not knitted or crocheted,of other textile materials	117	21 179	1 903	759 770
62132090	Handkerchiefs, of cotton, not printed by the traditional batik process	150	343	1 254	9 269
62139019	Handkerchiefs, of silk or silk waste, not printed by the traditional batik process	-	528	-	2 109
62139099	Handkerchiefs,of oth textile materials exc cotton/silk/silkwaste,not printed by the traditional batik process	-	325	-	2 204
62141010	Shawl,scarve,muffler,mantilla,veil & the like,of silk/silkwaste,printed by the traditional batik process	27	5 414	1 323	87 047
62141090	Shawl,scarve,muffler,mantilla,veil & the like,of silk/silkwaste,not printed by the traditional batik process	43	5 838	1 890	155 543
62142000	Shawls,scarves,mufflers,mantillas,veils & the like,of wool or fine animal hair	-	352	-	37 789
62143010	Shawl,scarve,muffler,mantilla,veil & the like,of synthetic fibres, printed by the traditional batik process	62	102	216	3 896
62143090	Shawl,scarve,muffler,mantilla,veil & the like,of synthetic fibres, not printed by the traditional batik process	811	18 017	7 312	178 965
62144010	Shawl,scarve,muffler,mantilla,veil & the like,of artificial fibres, printed by the traditional batik process	-	156	-	67
62144090	Shawl,scarve,muffler,mantilla,veil & the like,of artificial fibres, not printed by the traditional batik process	1 930	25 856	13 611	256 430
62149010	Shawls,scarves,mufflers,mantillas,veils & the like,of other textile materials, printed by the traditional batik process	-	938	-	12 384
62149090	Shawls,scarves,mufflers,mantillas,veils & the like,of other textile material,not printed by traditional batik process	4 581	124 017	25 796	674 971
62151010	Ties,bow ties & cravat,of silk or silk waste,printed by the traditional batik process	16	16	89	89
62151090	Ties,bow ties & cravat,of silk or silk waste,not printed by the traditional batik process	-	510	-	3 204

Tabel 3 : Ekspor Indonesia menurut Komoditi (Kode HS 8 digit)

Oktober 2018

Kode H S	Uraian golongan barang	Berat bersih (Kg)		Nilai F.O.B. (U S \$)	
		Bulan ini	Kumulatif	Bulan ini	Kumulatif
(1)	(2)	(3)	(4)	(5)	(6)
62152090	Ties,bow ties and cravats,of man-made fibres,not printed by the traditional batik process	-	172	-	1 973
62159010	Ties,bow ties & cravats,of other textile materials,printed by the traditional batik process	-	175	-	48
62159090	Ties,bow ties and cravats,of other textile materials,notprinted by the traditional batik process	-	242	-	6 123
62160010	Protective work gloves, mittens and mitts	69 496	707 473	2 780 883	28 915 985
62160091	Other gloves, mittens and mitts,of wool or fine animal hair	63	638	867	8 975
62160092	Other gloves, mittens and mitts,of cotton	12	121	59	1 734
62160099	Other gloves, mittens and mitts,of oth textile material excwool or fine animal hair or cotton	37 156	407 373	1 613 629	15 957 772
62171010	Judo belts, other than those of heading 62.12	-	574	-	10 120
62171090	Other clothing accessories except judo belts, other thanthose of heading 62.12	19 910	293 039	278 315	3 339 216
62179000	Parts of garments or of clothing accessories, other thanthose of heading 62.12	3 029	54 549	119 549	379 196
63011000	Electric blankets	265 579	821 633	2 716 774	8 779 814
63012000	Blankets (other than electric blanket) and travelling rugs,of wool or of fine animal hair	-	4 255	-	26 075
63013010	Blankets (other than electric blanket) and travelling rugs,of cotton, printed by traditional process	5 296	5 964	65 496	74 950
63013090	Blankets (other than electric blanket) and travelling rugs,of cotton,not printed by traditional process	898	17 814	6 097	187 016
63014010	Blankets (other than electric blanket) and travelling rugs,of nonwoven fabrics	120	5 912	3 202	78 045
63014090	Blankets (other than electric blanket) and travelling rugs,of synthetic fibres other than nonwoven fabrics	22 382	230 387	148 999	1 687 998
63019010	Other blankets and travelling rugs, of nonwoven fabrics	-	13 082	-	70 161
63019090	Other blankets & travelling rugs,of synthetic fibres otherthan nonwoven fabrics	20 719	321 543	131 909	2 511 544
63021000	Bed linen, knitted or crocheted	31 303	257 921	271 123	1 764 609
63022100	Bed linen; of cotton, printed, not knitted or crocheted	820	27 016	5 416	196 604
63022210	Other bed linen, printed, of nonwoven fabrics	60	609	347	5 286
63022290	Other bed linen, printed, of man-made fibres, other thannonwoven fabrics	529	23 211	1 858	215 844
63022900	Bed linen; of textile materials (other than cotton or man-made fibres), printed, not knitted or crocheted	870	10 296	454	16 251
63023100	Bed linen; of cotton (not printed, knitted or crocheted)	15 478	250 027	131 084	2 277 665
63023210	Other bed linen,not printed/knitted/crocheted, of non woven fabrics	170	1 904	385	1 885
63023290	Other bed linen,not printed/knitted/crocheted, of man-madefibres other than nonwoven fabrics.	1 052	156 770	6 536	768 422
63023900	Bed linen; of textile materials other than cotton or man-made fibres (not printed, knitted or crocheted)	5 346	77 641	25 127	590 165
63024000	Table linen, knitted or crocheted	540	845	657	12 786
63025110	Table linen, not knitted or crocheted, of cotton,printed bytraditional batik process	19	29 718	749	260 157
63025190	Table linen,not knitted/crocheted,of cotton,not printed bytraditional batik process	958	18 116	7 194	223 119
63025300	Table linen,not knitted/crocheted,of man-made fibres	557	13 282	8 261	135 642
63025990	Table linen, not knitted or crocheted, of other textilematerials except flax	70 944	424 413	692 150	4 070 958
63026000	Toilet linen and kitchen linen,of terry towelling/similarterry fabrics, of cotton	297 556	2 738 613	2 275 591	20 595 127
63029100	Toilet linen and kitchen linen,oth than of terry towellingor similar terry fabrics, of cotton	92	25 510	843	203 640
63029300	Toilet linen and kitchen linen,oth than of terry towellingor similar terry fabrics, of man-made fibres	-	724	-	12 188

Tabel 3 : Ekspor Indonesia menurut Komoditi (Kode HS 8 digit)

Oktober 2018

Kode H S	Uraian golongan barang	Berat bersih (Kg)		Nilai F.O.B. (U S \$)	
		Bulan ini	Kumulatif	Bulan ini	Kumulatif
(1)	(2)	(3)	(4)	(5)	(6)
63029990	Toilet linen and kitchen linen,oth than of terry towellingor similar terry fabrics, of other textile materials exc flax	280	19 172	2 908	241 045
63031200	Curtains (including drapes) & interior blinds;curtain/bedvalances, knitted/crocheted,of synthetic fibres	9 681	114 347	129 719	1 225 535
63031910	Curtains (including drapes) & interior blinds;curtain/bedvalances, knitted/crocheted,of cotton	885	4 255	8 761	49 900
63031990	Curtain (incl drapes)&interior blinds;curtain/bed valances,knitte/crochete,of oth textile material exc cotton/synthetic	108	8 824	113	155 054
63039100	Curtains (including drapes) & interior blinds;curtain/bedvalances,not knitted/crocheted,of cotton	130 632	1 490 843	600 950	7 650 632
63039200	Curtains (including drapes) & interior blinds;curtain/bedvalances,not knitted/crocheted,of synthetic fibres	98 816	908 852	955 746	8 985 390
63039900	Curtain (incl drape)&interior blind;curtain/bed valance,notknitte/crochete,of oth textile material exc cotton/synthetic	110 420	881 020	1 675 346	11 585 147
63041100	Bedspreads,excluding those of heading 94.04, knitted orcrocheted	4	1 010	76	4 805
63041910	Bedspreads,excluding those of heading 94.04,not knitted orcrocheted, of cotton	187	843	1 808	6 980
63041920	Bedspreads,excluding those of heading 94.04,not knitted orcrocheted, of oth cotton, non woven	-	915	-	14 825
63041990	Bedspreads,excluding those of heading 94.04,not knitted orcrocheted, of oth cotton, woven	892	10 204	8 516	223 071
63042000	Bed nets specified in Subheading Note 1 to this Chapter	-	1 704	-	13 893
63049110	Mosquito nets, knitted or crocheted	533	19 771	11 696	328 155
63049190	Oth furnishing articles, excluding those of heading 94.04,knitted or crocheted	1 109	7 564	14 018	126 746
63049200	Furnishing articles; of cotton, not knitted or crocheted (excluding bedspreads and articles of heading no. 9404)	6 710	20 593	64 386	223 102
63049300	Furnishing articles; of synthetic fibres, not knitted or crocheted (excluding bedspreads and articles of heading no. 9404)	409	5 156	6 109	65 803
63049900	Furnishing articles; of textile materials other than cotton or synthetic fibres, not knitted or crocheted (excluding bedspreads and articles of heading no. 9404)	4 282	25 360	44 790	247 187
63051011	Sacks and bags, of a kind used for the packing of goods,new, of jute	26 200	230 183	16 383	147 650
63051019	Sacks and bags, of a kind used for the packing of goods,new,of oth textile bast fibres of heading 53.03, excl jute	22	19 237	71	51 422
63051021	Sacks and bags, of a kind used for the packing of goods,used, of jute	-	124 590	-	72 437
63051029	Sacks and bags, of a kind used for the packing of goods,used, of oth textile bast fibres of heading 53.03, excl jute	-	20 505	-	11 070
63052000	Sacks and bags, of a kind used for the packing of goods,of cotton	16 998	100 147	126 426	688 154
63053220	Man-made textile materials,flexible intermediate bulkcontainers,knitted or crocheted	31 825	169 304	89 850	521 412
63053290	Man-made textile materials,flexible intermediate bulkcontainers,woven	632 091	5 652 970	2 887 676	25 888 058
63053310	Other sacks&bags,use for packing of good,of polyethylene orpolypropylene strip/the like,knitted or crocheted	122 854	1 709 866	232 197	3 423 759
63053320	Other sacks&bags,use for packing of good,of polyethylene orpolypropylene strip/the like,of woven fabric of strip	436 295	4 574 179	1 137 066	11 583 096
63053390	Other sacks&bags,use for packing of good,of polyethylene orpolypropylene strip,not knitte/crochete,of woven of strip	1 066 042	12 873 989	2 472 713	28 318 271
63053910	Other sacks&bags,use for packing of good,of man-madetextile materials,nonwoven	2 595	9 185	16 857	66 142

Tabel 3 : Ekspor Indonesia menurut Komoditi (Kode HS 8 digit)

Oktober 2018

Kode H S	Uraian golongan barang	Berat bersih (Kg)		Nilai F.O.B. (U S \$)	
		Bulan ini	Kumulatif	Bulan ini	Kumulatif
(1)	(2)	(3)	(4)	(5)	(6)
63053920	Other sacks&bags,use for packing of good,of man-madetextile materials,knitted or crocheted	-	701	-	165
63053990	Other sacks & bags,use for packing of good,of man-madetextile materials,woven, not knitted or crocheted	275	3 983	3 186	17 935
63059020	Sacks & bags used for packing of goods, of coconuttextile fibres	-	18 797	-	17 957
63059090	Other sacks&bags,use for packing of good,of other textilematerial oth hemp/coconut (coir) of heading 53.05	3 985	9 495	13 571	68 852
63061200	Tarpaulins, awnings & sunblinds of synthetic fibres	2 401	7 461	2 252	85 623
63061920	Tarpaulins, awnings & sunblinds of cotton	-	1	-	38
63061990	Tarpaulins, awnings & sunblinds of oth textiles materials,oth than vegetable fibres textile /cotton	25 556	437 842	64 741	990 278
63062200	Tents of synthetic fibres	180	326	934	1 867
63062990	Tents of oth textiles, oth than cotton	3 575	20 820	35 100	210 920
63063000	Sails for boats	-	906	-	8 527
63064010	Pneumatic mattresses of cotton	60	2 046	1 595	25 333
63064090	Pneumatic mattresses oth than cotton	1 390	23 256	5 710	32 201
63069010	Camping goods of nonwoven	-	165	-	4 161
63069091	Camping goods of woven of cotton	10	492	114	2 507
63069099	Camping goods of woven oth than cotton	7 800	109 396	172 448	3 095 787
63071010	Floor-cloths,dish cloths,dusters&similar cleaning cloths ofnonwoven other than felt	-	4 662	-	52 715
63071020	Floor-cloths,dish cloths,dusters&similar cleaning cloths offelt	-	97	-	76
63071090	Floor-cloths,dish cloths,dusters&similar cleaning cloths ofwoven oth than felt	48 418	533 666	333 858	3 503 072
63072000	Life-jackets & life-belts	40	18 665	1 800	1 841 116
63079030	Umbrella covers in pre-cut triangular form	5 110	6 093	87 679	97 477
63079040	Surgical masks	18 791	70 104	121 724	394 059
63079061	Safety harnesses safety suitable for industrial use	-	4 990	-	70 870
63079069	Safety harnesses suitable not for industrial use	177	3 480	95	56 147
63079070	Fans and handscreens	263	3 799	759	62 613
63079080	Laces for shoes,boots,corsets & the like	-	6 448	-	81 641
63079090	Oth made up articles excl umbrella covers/surgical masks/safety harnesses/fans&handscreens/laces shoes,boots,corsets	97 649	1 427 050	570 886	11 993 087
63080000	Sets,consist of woven fabric&yarn whether/not w/accessories similar textiles articles for retail	-	1 635	-	11 410
63090000	Worn clothing & oth worn articles	36 996	477 945	77 966	1 683 121
63101010	Used/new rags, sorted	-	3	-	35
63101090	Scrap twine/cordage/rope/cables worn out articles of those,sorted	407 211	1 857 085	615 766	12 329 084
63109010	Used/new rags,unsorted	107 200	246 833	32 160	84 589
63109090	Scrap twine/cordage/rope/cbles worn out articles of those,unsorted	54 120	298 939	18 021	98 684
64011000	Waterproof footwear incorp protective metal toe-cap withouter soles	11 112	45 238	82 039	324 338
64019200	Footwear; waterproof, covering the ankle (but not the knee), rubber or plastic outer soles and uppers (not assembled by stitch, rivet, nail, screw, plug or similar)	56 372	759 119	734 421	8 858 326
64019910	Oth waterproof footwear,not covering the ankle but not covering the knee,with outer	442	1 380	223	885
64019990	Oth waterproof footwear w/outer soles plastic by stiching,riveting, nailing screwing, plugging or similar processes.	27 167	204 024	30 207	319 579
64021200	Ski-boots/cross-country ski-footwear/snowboard boot w/outersoles&upper of rubber/plastic	40 832	161 400	1 139 687	4 507 437
64021910	Wrestling footwear with outer soles&upper of rubber/plastic	5 363	44 753	131 699	1 276 188
64021990	Sports footwear excl Ski-boots, cross-country ski footwear & snowboard boots and Wrestling footwear	1 409 908	16 255 604	25 226 414	277 908 405
64022000	Footwear with upper straps/thongs assembled to the sole bymeans of plugs	168 718	1 686 080	4 228 733	34 858 291

Tabel 3 : Ekspor Indonesia menurut Komoditi (Kode HS 8 digit)

Oktober 2018

Kode H S	Uraian golongan barang	Berat bersih (Kg)		Nilai F.O.B. (U S \$)	
		Bulan ini	Kumulatif	Bulan ini	Kumulatif
(1)	(2)	(3)	(4)	(5)	(6)
64029110	Diving boots oth footwear with upper straps/thongsassembled to the sole by covering the ankle	1	3 089	11	76 659
64029199	Oth footwear covering the ankle excl diving boot with upperstraps/thong assembled to sole by means of plugs	6 755	398 607	177 402	6 993 455
64029910	Oth diving boot not cover the ankle incorp protective metaltoe-cap,rubber/plstc	361 208	2 967 567	4 115 870	36 362 711
64029990	Oth footwear not cover the ankle¬ incorp protct mtal toe-cap, rubber/plstc	671 053	4 712 778	9 291 963	69 177 636
64031200	Ski-boots,cross-country ski footwear&snowboard boot,w/upperof leathers	3 395	13 820	89 003	341 424
64031910	Sports footwear fitted with spikes,cleats/the like withupper leathers	1 655 393	13 023 779	35 823 235	286 277 490
64031920	Sports footwear for riding boots,bowling shoes with upperleathers	6	18	314	621
64031990	Sports footwear not fitted with spikes/bowling/wrstling/weight lifting/the like w/upper leathers	4 465 522	39 352 527	93 973 129	817 591 464
64032000	Footwear with outer soles of leather,uppers of leather straps accros,instep big toe	239	6 273	1 985	43 337
64034000	Footwear; with metal toe-cap, outer soles of rubber, plastics, leather or composition leather, uppers of leather	586 012	6 060 063	8 109 171	82 013 432
64035100	Footwear; n.e.c. in heading no. 6403, with outer soles and uppers of leather, covering the ankle	1	18 493	172	523 598
64035910	Bowling shoes oth footwear with outer sole of leather notcovering the ankle	-	8	-	35
64035990	Oth footwear with outer sole of leather not covering theankle	137 384	1 688 821	3 229 350	42 551 649
64039110	Footwear made on a base or platform of wood, not havinginner sole or protective metal toe cap, covering the ankle	5	312	350	15 804
64039190	Oth of ridding boots without outer soles of leather covering the ankle	239 503	4 164 239	5 736 759	107 584 417
64039910	Footwear made on a base/platform of wood not having innersole/protective metal toe cap, not covering the ankle	4 322 223	31 624 923	71 984 454	547 560 230
64039920	Bowling shoes without outer soles of leather not coveringthe ankle	-	6 483	-	55 046
64039990	Oth of ridding boots without outer soles of leather not covering the ankle	1 655 991	14 854 845	34 792 700	312 331 074
64041110	Sports footwear with outer sole rubbr/plstc,with spike/cleat	6 712	257 037	134 723	5 809 135
64041120	Sports footwear for wrestling,weight lifting or gym w/outersole rubber/plastic	-	55	-	900
64041190	Sports footwear not fitted with spikes/wrstling/weightlifting/the like oth	5 581 753	47 312 957	109 243 518	956 259 911
64041900	Footwear; (other than sportswear), with outer soles of rubber or plastics and uppers of textile materials	2 340 096	24 475 812	49 096 232	486 009 833
64042000	Footwear; outer soles of leather or composition leather, uppers of textile materials	2 418	26 848	112 575	1 140 230
64051000	Footwear; with uppers of leather or composition leather, n.e.c. in chapter 64	29 229	122 093	1 098 235	5 122 392
64052000	Footwear; with uppers of textile materials, n.e.c. in chapter 64	13 628	168 262	186 320	706 429
64059000	Footwear; n.e.c. in chapter 64	81 458	704 918	371 013	6 060 376
64061010	Uppers & parts thereof,oth than stif feners of metal toe-caps	19 286	150 524	509 194	4 191 231
64061090	Uppers&parts thereof,oth than stif feners¬ fitted withmetal toe-cap	170 266	1 415 366	7 658 820	65 651 724
64062010	Parts of footwear with outer soles & heels, of rubber	68 672	1 061 827	866 439	12 149 836
64062020	Parts of footwear with outer soles & heels, of plastics	5 644	158 250	186 347	3 560 098
64069010	Parts of footwear of wood	-	1 522	-	29 665
64069021	Oth parts of footwear of metal of iron/steel	1 049	41 723	50 686	119 357
64069029	Oth parts of footwear of oth metal, not of iron/steel/copper/aluminium	2 225	7 821	9 655	81 340
64069031	Oth parts of footwear of rubber/plastic in-soles	97 913	691 712	1 058 791	7 806 711
64069032	Oth parts of footwear of rubber/plastic complete-soles	1	1	36	36

Tabel 3 : Ekspor Indonesia menurut Komoditi (Kode HS 8 digit)

Oktober 2018

Kode H S	Uraian golongan barang	Berat bersih (Kg)		Nilai F.O.B. (U S \$)	
		Bulan ini	Kumulatif	Bulan ini	Kumulatif
(1)	(2)	(3)	(4)	(5)	(6)
64069033	Oth parts of footwear of rubber/plastic oth of plastics	-	3 331	-	41 082
64069039	Oth parts of footwear of rubber/plastic out-soles	4 770	57 430	156 392	1 681 413
64069091	Oth parts of footwear of oth materials for gaiters/leggingsand similar articles and parts thereof	2 850	57 788	44 527	725 240
64069099	Oth parts of footwear of oth materials not for gaiters/leggings/and similar articles and parts thereof	56 920	574 862	1 080 910	9 236 347
65010000	Hat-forms/bodies, hood of felt, not block shape, not brims,plateaux,manchons (including slit manchons), of felt.	-	59 327	-	166 991
65020000	Hat-shapes, plaited by assembling strip of any material,neither block shape,nor w/made brims,nor lined,nor trimmed	-	1 699	-	25 516
65040000	Hats & oth headgear/plaited by assembling strips of any materials, whether or not lined or trimmed.	18 128	111 251	83 688	1 150 132
65050010	Hats & oth headgear of a kind used for religious purposes,knitted/crocheted	25 575	231 484	31 283	494 942
65050020	Hair-nets of any materials	-	929	-	13 746
65050090	Oth hats&oth headgear,not for hair-nets/religious purposes,knitted/crochet	176 782	1 530 777	3 679 638	28 692 968
65061010	Helmets for motorcyclists whether/not lined/trimmed	109 258	956 546	1 488 338	11 117 234
65061020	Industrial safety & firefighters helmets, excl steel helmetwhether/not lined/trimmed	107	4 239	745	11 095
65061030	Steel helmets safety	-	23	-	675
65061040	Water polo headgear	-	416	-	45 000
65061090	Oth safety headgear, not for motocyclist/industrial/firefighters/steel helmets/water polo	930	24 687	7 593	560 094
65069100	Headgear; (other than safety headgear), of rubber or plastics, whether or not lined or trimmed	10	2 169	350	69 904
65069990	Oth headger of oth materials, not furskin	111 672	653 053	405 592	2 543 888
65070000	Head-band, lining, cover, hat foundation, hat frame, peak&chinstrap,for headgear	2 980	9 704	54 569	275 617
66011000	Garden/similar umbrellas	4 090	89 584	35 312	984 952
66019100	Umbrellas & sun umbrellas having a telescopic shaft	43	129	351	2 036
66019900	Umbrellas & sun umbrellas not having a telescopic shaft	43	17 332	467	128 489
66020000	Walking-sticks, seat-sticks, whips, riding crops & the like	16 331	59 564	38 025	308 566
66032000	Umbrella frames, including frames mounted on shafts(sticks)	-	66	-	280
66039010	Parts,trimmings&acc for articles of Umbrellas&sun umbrellas(incl walking stick umbrellas,garden&similar umbrellas).	431	875	3 206	7 171
66039020	Parts,trimmings&accessories for articles of Walking-sticks,seat-sticks,whips,riding-crops&the like.	-	50	-	25
67010000	Skin&oth part of bird w/ feathr/down,feathr,part of feathr	11 810	22 930	50 517	219 010
67021000	Artificial flower,foliage,fruit & parts thereof of plastics	260	5 918	267	33 083
67029010	Artificial flower, foliage, fruit & parts thereof of paper	20	5 976	2	4 030
67029090	Artific flower,foliage,fruit&partsthereof of oth materials, not paper/txtil	5 281	59 781	120 309	877 978
67030000	Human hair, dressed, thinned, bleached, othwise worked forwigs/the like	5 753	42 505	83 571	987 374
67041100	Complete wigs of synthetic textiles materials	459 173	5 930 743	11 485 035	134 474 126
67041900	False beards, eyebrows, eyelashes,switches of synthetic textiles materials	366 768	2 362 658	9 781 036	74 497 889
67042000	Wigs, false beards, eyebrows,eyelashes of human hair	78 311	546 869	8 358 473	79 618 523
67049000	Wigs, false beards, eyebrows,eyelashes,of oth materials	68 824	917 843	7 645 550	66 294 908
68010000	Setts,curbstones&flagstones,of naturals stone(except slate)	452 817	5 196 383	196 101	2 588 857
68021000	Tiles,cubes,similar articles,square<7 cm,artif colored,chipping&powder	429 750	4 022 475	287 762	3 666 274
68022100	Marble, travertine and alabaster; simply cut or sawn, with a flat or even surface	635 694	6 915 594	402 061	4 832 416
68022300	Granite; articles thereof, simply cut or sawn, with a flat or even surface	1 427	29 059	7 200	39 417

Tabel 3 : Ekspor Indonesia menurut Komoditi (Kode HS 8 digit)

Oktober 2018

Kode H S	Uraian golongan barang	Berat bersih (Kg)		Nilai F.O.B. (U S \$)	
		Bulan ini	Kumulatif	Bulan ini	Kumulatif
(1)	(2)	(3)	(4)	(5)	(6)
68022910	Oth monumentl/building stone of oth calcareous stone,simply cut/sawn	823	13 978	4 073	16 958
68022990	Oth monumental/building stone of oth than calcareous stone,simply cut/sawn with a flat surface	1 630 662	11 510 933	1 017 655	11 371 208
68029110	Oth article monumental/building of marble	318 060	2 844 972	296 298	2 944 738
68029190	Oth article monumental/building of travertine & alabaster	22 944	335 800	34 039	473 668
68029310	Oth article monumental/building of granite with polishedslabs	-	4 865	-	3 880
68029390	Oth article monumental/building oth of granite	198 418	1 417 425	220 027	1 865 511
68029900	Stone; natural (excl. marble, travertine, alabaster, other calcareous stone or granite), monumental/building stone, (oth simply cut/sawn, with a flat/even surface)	1 626 235	16 172 641	1 249 819	12 213 196
68030000	Worked slate & articles of slate or of agglomerated slate	-	1 000	-	250
68041000	Millstones&grindstones for millng,grinding/pulping grinding&pulping	335 373	3 409 440	1 060 450	10 277 948
68042100	Millstones, grindstones, grinding wheels and the like; of agglomerated synthetic or natural diamond	6 224	52 501	652 299	6 285 763
68042200	Millstones, grindstones, grinding wheels and the like; of other agglomerated abrasives or of ceramics	804	21 024	1 089	253 566
68042300	Millstones, grindstones, grinding wheels and the like; of natural stone	10 148	143 082	10 819	212 129
68043000	Hand sharpening/polishing stones	1 012	3 003	282	9 020
68051000	Natural/artificial abrasive powder/grain on a base of woventextile fabric only	29 996	243 045	183 445	1 584 612
68052000	Natural/artificial abrasive powder/grain on a base of paper/paperboard	9 103	54 881	43 613	266 769
68053000	Natural/artificial abrasive powder/grain on a base of oth materials	19 849	89 802	105 791	514 150
68061000	Slag wool, rock wool & similar mineral wools in bulk/sheets/rolls	632 138	5 977 566	639 952	5 400 433
68062000	Exfoliated vermiculite,expanded clays,foamed slag&similarexpand minerals	-	138	-	891
68069000	Mixture & article of heat/sound insulating/sound absorbmineral waters	3 437	126 244	5 907	277 854
68071000	Articles of asphalt/of similar material in rolls	-	42 333	-	44 078
68079010	Articles of asphalt/of similar material of tiles, not in rolls	541	5 475	103	4 491
68079090	Articles of asphalt/similar material of oth tiles,not in rolls	309 737	2 910 770	137 118	1 376 380
68080020	Roofing tiles,panels,boards,blocks&similar articles of coirfibres/straw	2 355	2 568	635	1 918
68080030	Panels, boards, blocks and similar articles	89	8 903	1 862	15 140
68080090	Chips,particles,sawdust/oth waste of wood,agglomer withcement/plaster	162 654	2 053 055	171 194	1 321 036
68091100	Board,sheet,panels,tiles&similr,not ornmnted reinforcew/paper/board only faced/reinforced w/paper/paperboard only	3 912 279	52 275 223	676 160	8 480 203
68091910	Oth articles of plaster/compositions based on plaster of tiles	-	11 373	-	4 290
68091990	Oth articles of plaster/compositions based on plaster of oth tiles	73 745	451 141	143 575	1 104 026
68099090	Oth articles of plaster/cmpositions based on plaster,notdental moulds	2 450	44 881	330	100 457
68101100	Building blocks & bricks	1 613 340	19 051 670	122 927	1 334 628
68101910	Tiles, reinforced or not	1 402 198	19 946 236	255 072	3 920 263
68101990	Flagstones, reinforced or not	289 415	4 521 190	225 746	3 182 700
68109100	Prefabricated structural components for building or civilengineering	-	5 057	-	14 073
68109900	Cement, concrete/artificial stone; articles (oth prefabricated structural components for building/civil engineering), whether or not reinforced, n.e.c. in heading no. 6810	6 971 276	109 841 573	829 701	11 697 263
68114010	Corrugated sheets containing asbestos	707 548	4 957 800	136 541	971 296

Tabel 3 : Ekspor Indonesia menurut Komoditi (Kode HS 8 digit)

Oktober 2018

Kode H S	Uraian golongan barang	Berat bersih (Kg)		Nilai F.O.B. (U S \$)	
		Bulan ini	Kumulatif	Bulan ini	Kumulatif
(1)	(2)	(3)	(4)	(5)	(6)
68114022	Other sheets,panels,tiles&similar articles for roofingfacing/partitioning containing asbestos	20 382	78 290	4 840	57 205
68114029	Oth sheets,panel,tile&similr artcils containing asbstos for roofing oth than Floor/wall tiles containing plastic&roofing,facing/partitioning	54 299	654 706	29 508	387 618
68114030	Tubes or pipes containing asbestos	1	1 364	0	1 546
68114040	Tubes or pipes fittings containing asbestos	-	305	-	1 130
68114090	Oth articles of asbestos cement	20 067	71 768	2 646	36 720
68118100	Corrugated sheets not containing asbestos	57 581	4 714 341	12 187	1 151 097
68118220	Other sheets,panels,tiles&similar articles for roofingfacing/partitioning not containing asbestos	50	263 430	50	57 666
68118290	Oth sheets,panels,tile&similr artcils not cntaining asbstosroof oth than floor/wall tiles contain plastic&roofing,partitioning	4 603 279	33 683 721	895 475	6 732 314
68118910	Tubes/pipes of cellulose fibre-cement	-	100	-	29
68118920	Tubes/pipes fittings of cellulose fibre-cement	-	5	-	70
68118930	Other articles, of a kind used for building constructionnot containing asbestos	-	14	-	3 527
68118990	Oth artcils,used for building constructionnot containing asbestos,not tubes/pipes/Other,kind used building construction	171 883	4 127 155	41 484	1 005 865
68128020	Clothing of crocidolite fibres	-	297	-	6 777
68128050	Cloth accessories,footwear&headgear fabricated crocidolite fibres	257	6 316	1 383	27 417
68128090	Oth articles of crocidolite fibres	-	904	-	35 667
68129110	Clothing of oth crocidolite fibres	8	8	40	40
68129300	Compressed asbestos fibre jointing of oth crocidolite fibres in sheets or roll	-	594	-	7 649
68129919	Oth fabric asbestos fibres not mix with a basis of asbestos	-	2 142	-	68 973
68129920	Floor/wall tiles of fabricated asbestos(oth crocidolite)	1 117	84 167	467	25 442
68129990	Oth fabricat asbes fibres of oth croci,not fabricate/floor/wall tiles	564	1 372	2 867	41 112
68132010	Brake lining&pad of friction material&articles,containingasbestos	431	999	1 975	20 627
68132090	Oth thn brake lining&pad of friction material&article,containing asbestos	5 772	14 044	47 582	115 999
68138100	Brake lining&pad of friction material&article,containingasbestos	84 817	861 341	497 820	5 287 195
68138900	Friction material and articles thereof not mounted; for clutches, with a basis of mineral substances or cellulose	16 978	235 717	242 250	3 314 299
68141000	Plates,sheets,strips,of agglomerated or reconstituted mica,whether or not on a support	-	2 053	-	6 673
68149000	Mica; worked mica and articles of mica (excluding plates, sheets and strips) whether or not on a support of paper, paperboard or other materials	80	4 214	551	14 720
68151010	Yarn/thread non-electrical articles graphite/ oth carbon	463	25 624	244	20 245
68151020	Bricks,paving slabs,floor tiles,etc non electrical articlesgraphite/carbon	198 364	1 723 578	104 886	1 026 322
68151091	Carbon fibres, etc non electrical articles graphite/carbon	18 250	206 860	11 881	164 141
68151099	Oth non electrical articles graphite or carbon	20 460	189 055	87 009	706 949
68152000	Articles of peat	-	360	-	785
68159100	Articles of stone, contents magnesite,dolomite/chromite	-	222 021	-	58 421
68159900	Stone articles and articles of other mineral substances; n.e.c. or included in heading no. 6815	798 184	7 699 930	602 937	4 789 693
69010000	Bricks,blocks,tiles&oth ceramic goods of siliceous fossilmeals/of similar siliceous earths	296 371	1 824 090	95 132	662 799
69021000	Goods of siliceous cont by weight,singly/together Mg,Ca,Cr>50%	10	24 074	40	23 532
69022000	Goods of siliceous cont by weight,singly/together alumina,silika,or mixture >50%	43 200	270 936	26 400	155 398

Tabel 3 : Ekspor Indonesia menurut Komoditi (Kode HS 8 digit)

Oktober 2018

Kode H S	Uraian golongan barang	Berat bersih (Kg)		Nilai F.O.B. (U S \$)	
		Bulan ini	Kumulatif	Bulan ini	Kumulatif
(1)	(2)	(3)	(4)	(5)	(6)
69029000	Goods of siliceous cont by weight,of oth metals compound	599 860	3 461 681	121 889	733 516
69031000	Refractory ceramic goods; containing by weight +50% of graphite/other forms of carbon or of a mixture of these products, excl those of siliceous fossil meals/similar earths	4	129	396	6 709
69032000	Refractory ceramic goods; containing by weight +50% of alumina/of a mixture or compound of alumina & of silica, excl those of siliceous fossil meals or similar earths	95	50 144	345	95 669
69039000	Refractory ceramic goods; composition of which n.e.c. in heading no. 6903, other than those of siliceous fossil meals or similar earths	1 154	112 383	1 263	557 904
69041000	Ceramics building bricks	17 010	321 111	1 024	34 163
69049000	Flooring blocks,support/filler tiles&the like	194 281	1 174 039	52 018	530 204
69051000	Roofing tiles of ceramic	247 730	1 586 889	55 589	355 264
69059000	Chimney-pot,cowl,chimney liner,architect ornament&othceramic constr	3 165	42 884	1 628	13 294
69060000	Ceramic pipes,conduits,guttering,pipe fittings	-	426	-	4 085
69072110	Lining tiles of a kind use for grinding mills,unglazed,water absorption coeff by weight<= 0.5 %	500	6 129	150	1 598
69072122	Ceramic,wall tile,unglaze,large surface area capablesquare side<7 cm water absorption coeff by weight<= 0.5 %	-	39 712	-	23 004
69072123	Pving,wall tiles,glaze,largest surface area capablesquare side<7 cm water absorption coeff by weight<= 0.5 %	-	649 511	-	674 756
69072124	Ceramic,wall tiles,glaze ,large surfce area capablesquare side<7 cm water absorption coeff by weight<= 0.5 %	50 530	192 735	12 601	42 258
69072191	Paving,wall tiles,unglaze ,large surface area capablesquare side>7 cm water absorption coeff by weight<= 0.5 %	1 531 551	4 763 632	461 582	1 535 388
69072192	Ceramic,wall tile,unglaze ,large surface area capablesquare side>7cm water absorption coeff by weight<= 0.5 %	-	11 385	-	3 331
69072193	Paving,wall tiles,glaze ,large surface area capablesquare side>7cm water absorption coeff by weight<= 0.5 %	1 989 479	29 719 389	1 083 572	13 225 982
69072194	Ceramic,wall tiles,glaze ,large surface area capablesquare side>7cm water absorption coeff by weight<= 0.5 %	11 231 374	83 049 587	2 523 022	18 572 808
69072211	Pving,wall tiles,unglazed ,large surface area capable square side<7cm water absorp 0.5%<coeff weight<=10%	-	168 084	-	40 009
69072213	Paving,wall tiles,glaze ,large surface area capable square side<7 m water absorp 0.5%<coeff weight<=10%	200 309	2 719 973	67 333	723 181
69072214	Ceramic,wall tiles,glaze ,large surface area capable square side<7cm of water absorp 0.5%<coeff weight<=10%	-	4 940	-	39 585
69072291	Paving,wall tiles,unglaze ,large surface which capable square side>7cm of water absorp 0.5%<coeff weight<=10%	-	184 800	-	35 482
69072293	Pving,wall tiles,glaze ,largst surfce area capable square side>7cm of waterabsorp 0.5%<coeff weight<=10%	682 049	20 280 709	111 000	3 676 638
69072294	Ceramic,wall tiles,glaze ,large surface area capable square side>7cm of water absorp 0.5%<coeff weight<=10%	5 240 092	35 937 955	1 098 754	8 692 802
69072313	Paving,wall tiles,glaze ,large surface area capable square side<7 cm of water absorp coeff weight>10%	3 814 997	40 698 011	892 817	9 159 697
69072314	Ceramic,wall tiles,glaze ,large surface area capble square side<7 cm of water absorp coeff weight>10%	-	2 325	-	13 989
69072392	Ceramic,wall tile,unglaze ,large surface area capable square side>7cm of water absorp coeff weight>10%	-	9 097	-	7 725
69072393	Paving,wall tiles,glaze ,large surface area capable square side>7 cm of water absorp coeff weight>10%	211 478	7 220 850	51 739	1 703 190
69072394	Ceramic,wall tiles,glaze ,large surface area capble square side>7cm of water absorp coeff weight>10%	645 962	9 197 134	245 803	3 296 784
69073099	Mosaic cubes&the like,oth than subheading 6907.40 glazedlargest surface of capable being enclosed square side<7 cm	4 480	4 017 932	325	745 983

Tabel 3 : Ekspor Indonesia menurut Komoditi (Kode HS 8 digit)

Oktober 2018

Kode H S	Uraian golongan barang	Berat bersih (Kg)		Nilai F.O.B. (U S \$)	
		Bulan ini	Kumulatif	Bulan ini	Kumulatif
(1)	(2)	(3)	(4)	(5)	(6)
69074010	Finishing ceramics of a kind used for lining grinding millsunglazed	-	517 133	-	188 591
69074021	Finishing ceramics of other articles, having largest surface area visible after mounting is not exceeding 49 cm ² Unglazed	-	131	-	143
69074022	Finishing ceramics of oth articles, having a largest surface area visible after mounting is not exceeding 49 cm ² glazed	-	5 573	-	3 250
69074091	Other finishing ceramics unglazed	1 445 389	18 152 967	450 087	5 136 784
69074092	Other finishing ceramics glazed	46 800	851 199	8 611	249 407
69091100	Ceramic of porcelain/china for laboratory, chemical/oth tech	333 934	3 660 746	1 417 828	15 323 809
69091200	Article having a hardness => 9 Mohs for laboratory, chemical/oth tech	-	62 540	-	46 219
69091900	Ceramic wares; for laboratory, chemical or other technical uses, other than articles having a hardness equivalent to 9 or more on the Mohs scale or of porcelain or china	970 169	9 419 842	9 144 716	90 648 598
69099000	Ceramic wares; pots, jars & similar articles of a kind used for the conveyance/packing of goods & ceramic troughs, tubs & similar receptacles used in agriculture	46 032	363 530	46 478	385 305
69101000	Ceramic sinks, wash basins, wash basin of porcelain/china	1 030 503	8 422 177	2 527 908	20 866 368
69109000	Ceramic sinks, wash basins, wash basin of oth thn porcelain/china	37 138	581 335	47 737	835 204
69111000	Tableware & kitchenware of porcelain/china	1 598 005	12 670 900	6 952 646	62 734 663
69119000	Household and toilet articles; n.e.c. in heading no. 6911, of porcelain or china	24 242	94 975	39 603	237 699
69120000	Tableware & kitchenware, oth household toilet art, oth than porcelain/china	625 723	5 612 466	1 689 350	16 163 485
69131010	Ornamental cigarette box & ashtray of porcelain/china	20	51	20	114
69131090	Oth thn ornamental cigarette box & ashtray of porcelain/china	20 541	225 128	68 009	392 516
69139010	Ornamental cigarette box & ashtray of oth thn porcelain/china	-	4 032	-	8 691
69139090	Oth thn ornamental cigarette box & ashtray of oth porcelain/china	127 315	1 260 429	478 683	4 482 648
69141000	Ceramic articles n.e.c. in chapter 69; of porcelain or china	84 550	853 297	303 316	2 842 397
69149000	Ceramic articles n.e.c. in chapter 69; other than of porcelain or china	345 313	3 137 555	272 620	2 716 680
70010000	Cullet & oth waste & scrap of glass; glass in the mass	-	84 000	-	8 652
70021000	Glass in balls	-	677	-	5 510
70022000	Glass in rods	-	150	-	204
70023110	Fused quartz/oth fused silica for vacuum tubes	-	1 227	-	48 291
70023190	Oth of fused quartz/oth fused silica for vacuum tubes	-	1 338	-	15 590
70023240	Oth glass in tubes, linear coef <= 5x10 ⁶ with 3mm <= diameter < 22m	-	28	-	157
70023290	Oth glass in tubes, linear coef <= 5x10 ⁶ kelvin in temp (0-300C)	-	394	-	126
70023920	Oth transparent neutral glass for enamel glass, with 3mm <= diameter < 22m	-	720	-	1 080
70023990	Oth glass having linear coeff. 0-300c oth thn vacuum & borosilicate glass tube	-	5 425	-	2 222
70031220	Cast & rolled glass, non-wired sheet, coloured, opacified, flashed reflecting/non layer, in squares shape, not optical glass	-	518	-	1 620
70031290	Other cast & rolled glass, non-wired sheet, coloured, opacified, flashed, reflecting layer/non layer	459	23 533	2 360	82 297
70031910	Cast & rolled glass, non-wired sheet, optical glass, not optically worked	-	100	-	1 532
70031990	Cast & rolled glass, non-wired sheet, in squares shape, not optical glass	-	164 768	-	89 468
70032010	Cast glass and rolled glass, wired sheets in squares/rectangular shape including 1 or more corners cut	-	22	-	22
70033010	Cast glass and rolled glass, profiles in squares/rectangular shape including 1 or more corners cut	781	3 182	200	2 876
70033090	Other cast glass and rolled glass in profiles	-	871	-	2 041

Tabel 3 : Ekspor Indonesia menurut Komoditi (Kode HS 8 digit)

Oktober 2018

Kode H S	Uraian golongan barang	Berat bersih (Kg)		Nilai F.O.B. (U S \$)	
		Bulan ini	Kumulatif	Bulan ini	Kumulatif
(1)	(2)	(3)	(4)	(5)	(6)
70042090	Optical drawn,blown glass,optically worked,flashd,opacified absorbent	94	7 361	1 085	38 501
70049010	Oth optical drawn,blown,not optically worked opacified,flashed,absorbent	-	22	-	6 150
70049090	Oth optical drawn,blown glass,optically worked,flashed,opacified,absorbent	10 030	126 556	15 878	225 276
70051010	Optical float glass,not optically worked,flashed,opacified,absorbent	6 939 870	65 285 369	2 192 972	20 394 405
70051090	Oth non-wired glass,absorbent reflecting/non-reflectinglayer	3 423 656	23 492 316	2 200 488	15 485 947
70052110	Oth non-wired glass,colored,opacified optical glass,notoptically worked	5 183 241	113 888 723	1 798 017	40 697 101
70052190	Oth non-wired glass,colored,optically worked,flashed,opacified	14 493 527	126 663 226	5 546 197	48 740 845
70052990	Oth non-wired glass,not colored,optically worked	1 636 384	5 844 152	500 181	1 857 183
70053000	Float glas&surface ground/polish glas,wired glass	1 935	43 835	29 696	225 257
70060010	Optical glass, not optically worked,for glass of heading70.03,70.04,70.05	-	2	-	47
70060090	Optical glass,optically worked for glass of heading70.03,70.04,70.06	17 559	252 979	32 206	515 671
70071110	Toughened(tempered)safety glass suitable for vehicles ofchapter 87	176 132	1 687 034	595 629	5 198 802
70071120	Toughend(temperd)safty glas suitabl for aircraft,spacecraftof chap 88	-	28	-	1 300
70071990	Toughened(tempered)safety glass suitable for oth machinery0	129 645	857 856	219 004	1 494 888
70072110	Laminated safety glass suitable for vehicles of chapter 870	454 075	3 781 291	1 092 137	9 080 095
70072990	Laminated safety glass suitable for oth machinery	361	103 677	830	63 207
70080000	Multiple-walled insulating units of glass	13 508	96 075	47 270	334 623
70091000	Rear-view mirrors for vehicles	28 498	207 489	287 002	2 563 855
70099100	Glass mirros, unframed	1 406 306	11 540 171	922 458	7 781 700
70099200	Glass mirros, framed	102 054	1 613 123	597 916	4 985 312
70101000	Ampoules of glass	56 203	354 424	488 420	3 022 433
70102000	Stoppers, lids & oth closures of glass	373	104 578	677	186 810
70109010	Carboys & demijohns	-	20 995	-	14 655
70109040	Bottles&vials for antibiotics,serums,oth injectables,intravenous infus	244 476	1 736 174	1 466 854	10 676 633
70109099	Oth bottle intravenous fluid of a pcacity not exceeding 1	5 874 272	48 867 884	2 392 375	22 201 206
70111010	Glass envelops for electric lighting, stem	162	1 803	3 921	43 702
70111090	Glass envelops for electric lighting, oth than stem	-	345	-	3 329
70112000	Glass envelops for cathode-ray tubes	1 090	4 100	7 495	29 255
70119000	Glass envelopes (including bulbs and tubes); open, and glass parts thereof, without fittings, other than for electric lighting and cathode-ray tubes	-	185	-	146
70131000	Glassware of a kind used for table,kitchen, toilet,office of glass-ceramic	169 717	1 432 237	146 507	1 466 396
70132200	Stemware drinking glasses,oth thn glass ceramics,of leadcrystal	542	2 711	5 916	30 094
70132800	Stemware drinking glasses,neither glass-ceramics nor leadcrystal	94 836	1 489 450	91 244	1 165 585
70133300	Glassware; drinking glasses (not stemware), of lead crystal	697	2 747	881	6 206
70133700	Glassware; drinking glasses (not stemware), other than of lead crystal or glass-ceramics	134 601	1 789 072	100 284	1 347 300
70134100	Glassware for table(not drinking glass)kitchen purpose,oflead crystal	-	2 418	-	1 410
70134200	Glassware for table not drinking glass)ktchn,linear coef<5x106/Kelvin,0-3000C	279 049	5 086 543	222 928	3 840 518
70134900	Glassware of a kind used for table or kitchen purposes (not drinking glasses or of glass-ceramics), of glass n.e.c. in item no. 7013.4	4 340 460	46 167 540	3 100 602	31 064 621
70139100	Glassware; n.e.c. in heading no. 7013, of lead crystal	13	27	10	913

Tabel 3 : Ekspor Indonesia menurut Komoditi (Kode HS 8 digit)

Oktober 2018

Kode H S	Uraian golongan barang	Berat bersih (Kg)		Nilai F.O.B. (U S \$)	
		Bulan ini	Kumulatif	Bulan ini	Kumulatif
(1)	(2)	(3)	(4)	(5)	(6)
70139900	Glassware; n.e.c. in heading no. 7013, other than of lead crystal	150 057	3 256 070	328 507	7 989 347
70140010	Signalling glassware&optical element for motor vehicles,not thse of heading 70.15	-	151	-	429
70140090	Other signalling glassware&optical elements of glass,not optically worked	68	335	3 833	24 335
70151000	Glasses for corrective spectacles	98	19 537	51	379 668
70159010	Clock or watch glasses	-	1 860	-	123
70159090	Glasses for non-corrective spectacles; hollow glass spheres&their segments	-	152	-	260
70161000	Glass cubes&oth glass smallwares,for mosaics/decorative purposes	1 305	17 838	41 447	456 452
70169000	Multicellular or foam glass; in blocks, panels, plates, shells or similar forms; paving blocks, slabs, bricks and other articles of pressed or moulded glass	1 258 750	18 737 408	554 075	7 658 882
70171090	Laboratory/pharmaceutical glass of fused quartz/oth fusedsilica; other	32	376	1 704	11 662
70172000	Laboratory,hygienic/pharmaceutical w/coef< 5x106/kelvin,0-3000c	9 880	72 948	166 755	1 247 911
70179000	Laboratry,hygienic/pharmaceutical glasswre,nor fused quartz/fused silica	6 965	129 815	124 265	2 081 987
70181010	Glass beads	2 797	36 112	45 505	563 028
70181090	Imitation pearls, imitation precious/semi-precious stonesand similar glass smallwares	5 434	45 395	30 069	123 082
70182000	Glass microspheres<=1 mm in diameter	-	210	-	49
70189010	Glass eyes of glass microspheres<=1 mm in diameter	-	777	-	5 369
70189090	Glass eyes,not prsthtc artcls,ornamnt of lamp-worked glass,not imittn jewelry	460	44 088	2 472	166 120
70191200	Rovings of glass fibres	-	33 842	-	29 051
70191910	Yarn of glass fibres	-	10	-	8
70191990	Sliver of glass fibres	628	25 201	4 492	55 197
70193100	Mats of glass fibres	29 776	371 178	59 731	2 714 425
70193200	Thin sheets (voiles) of glass fibres	-	3	-	20
70193910	Asphalt/coal-tar impregnatd glass-fibre outerwrap forpipelines	-	61 119	-	386 096
70193990	Mattresses,boards&similar nonwoven products of glass fibres	6	29 156	3	59 499
70194000	Woven fabrics of glass fibres rovings	-	13	-	799
70195100	Glass fibres; woven fabrics (other than of rovings), of a width not exceeding 30cm	-	60	-	119
70195200	Glass fibres; woven fabrics (oth of rovings), of a width exceeding 30cm, plain weave, weighing less than 250g/m2, of filaments measuring per single yarn not +136 tex	794	6 086	6 819	53 742
70195900	Glass fibres; woven fabrics (other than of rovings), n.e.c. in item no. 7019.5	129	1 044	1 710	13 262
70199010	Glass fibres (including glass wool)	-	18 184	-	165 185
70199090	Other article of glass fibres	910	38 705	610	111 160
70200011	Glass moulds for the manufacture of acrylic goods	976	25 354	2 985	59 774
70200019	Glass moulds for other purposes	42 059	269 590	126 134	901 280
70200030	Glass inner for vacuum flasks/oth vacuum vessels	-	123	-	1 851
70200040	Evacuated tubes for solar energy collectors	-	7	-	90
70200090	Other articles of glass.	31 987	315 298	71 389	897 813
71012100	Cultured pearls,fresh water,unworked	341	6 322	3 002 342	32 968 642
71012200	Cultured pearls,salt water,unworked	4	629	108 251	5 886 363
71023900	Diamonds,worked,not mounted/set,non-industrial	0	0	3 310	19 041
71031020	Precious stones,unworked/simplely sawn/roughly shaped,jade(nephrite&jadeite)	-	773	-	8 612
71031090	Oth precious stones,unworked/simplely sawn/roughly shaped	-	7 168	-	7 594
71039190	Sapphires & emeralds, worked	-	50	-	76

Tabel 3 : Ekspor Indonesia menurut Komoditi (Kode HS 8 digit)

Oktober 2018

Kode H S	Uraian golongan barang	Berat bersih (Kg)		Nilai F.O.B. (U S \$)	
		Bulan ini	Kumulatif	Bulan ini	Kumulatif
(1)	(2)	(3)	(4)	(5)	(6)
71039900	Stones; precious & semi-precious stones, oth rubies, sapphires & emeralds), worked oth simply sawn or roughly shaped, not strung, mounted/set	-	8 500	-	4 745
71042000	Stones; precious or semi-precious, synthetic or reconstructed, unworked or simply sawn, roughly shaped, temporarily strung for transport convenience	-	2	-	680
71049000	Stones; precious or semi-precious, synthetic/reconstruct, worked/graded or not, temporarily strung for transport convenience, n.e.c. in item no. 7104.20	-	3	-	275
71051000	Dust and powder of diamonds	-	1	-	119
71061000	Silver powder	-	18 075	-	9 517 542
71069100	Silver, unwrought	20 537	144 245	9 663 149	72 778 678
71069200	Silver, semi-manufactured	294	2 581	177 144	1 647 307
71070000	Base metals clad with silver,not further	-	4	-	4 292
71081210	Gold in lumps, ingots or cast bars	4 070	42 522	158 731 411	1 752 266 989
71081290	Gold,not in lumps,ingots/cast bars,oth unwrought forms	29	204	1 107 870	8 585 128
71090000	Base metals/silver,clad with gold not further worked thansemi-manufactured	-	293	-	2 708
71101190	Platinum in oth form, unwrought	-	3	-	59
71101900	Platinum, wrought	-	8	-	44 457
71102190	Palladium, unwrouht, in other form	-	5	-	0
71129100	Waste and scrap of gold, including metal clad with gold but excluding sweepings containing other precious metals	2	45	25 464	844 026
71129200	Waste and scrap of platinum, incl metal clad with platinum but excluding sweepings containing other precious metals	-	40	-	6 834
71129910	Waste and scrap of silver,including metal clad with silver but excluding sweepings containing other precious metals	204	7 692	82 930	1 936 008
71129990	Waste and scrap of a kind used principally for the recoveryof precious metal, oth gold, platinum and silver	85 041	1 024 529	121 521 784	1 244 693 579
71131110	Part of silver jewellery articles, whether or notplated or clad with precious metal	447	6 354	1 099 968	9 356 761
71131190	Silver jewellery articles, whether or notclad with precious metal	10 592	74 811	5 471 908	44 271 385
71131910	Part of jewellery of precious metal (excl silver), whetheror not plated or clad with	4	98	135 464	830 768
71131990	Articles of jewellery of precious metal, whether or notplated or clad with	10 278	46 983	343 728 593	1 669 041 541
71132090	Base metal jewellery , clad with precious metal	175	1 038	5 162 427	24 243 929
71141100	Articles of silversmiths' wares and parts there of, precious metal or of metal clad with precious metal	301	3 390	23 173	762 633
71141900	Articles of goldsmiths' wares and parts there of, precious metal or of metal clad with precious metal	73	1 063	1 106	5 760
71142000	Articles of base metal wares and parts there of, clad with precious metal	-	234	-	17 009
71151000	Catalysts in the form of wire cloth or grill, of platinum	-	2 705	-	21 354
71159010	Other articles of precious metal of gold or silver	1	505	6	254 018
71161000	Articles of natural or cultured pearl	3	472	741	793 273
71162000	Articles of precious or semi-precious stones (natural, synthetic or reconstructed)	3 745	63 568	9 178	272 607
71171110	Part of imitation jewellery of base metal, whether ornot plated with precious metal parts of cuff-links and studs	-	12	-	626
71171190	Imitation jewellery of base metal, whether or not platedwith precious metal cuff-links and studs	7 843	115 497	515 284	6 300 670
71171910	Imitation jewellery of base metal, whether or not platedwith precious metal, bangles	-	232	-	49 158
71171920	Other imitation jewellery of base metal, whether or not plated with precious metal	7 443	143 085	330 390	5 093 953
71171990	Part of other imitation jewellery of base metal, whetheror not plated with precious metal	22 378	165 065	729 051	6 188 915

Tabel 3 : Ekspor Indonesia menurut Komoditi (Kode HS 8 digit)

Oktober 2018

Kode H S	Uraian golongan barang	Berat bersih (Kg)		Nilai F.O.B. (U S \$)	
		Bulan ini	Kumulatif	Bulan ini	Kumulatif
(1)	(2)	(3)	(4)	(5)	(6)
71179011	Bangles,wholly of plastics or glass	164	11 275	11 673	227 708
71179012	Bangles,wholly of wood,tortoise shell,ivory,bone,horn,coral,mother-of-pearl&other animal carving material	30	2 429	53	6 256
71179013	Imitation jewellery, bangles, wholly of porcelain or china	-	1 373	-	1 022
71179019	Imitation jewellery, bangles, of other material	571	4 835	12 453	123 423
71179021	Other Imitation jewellery, wholly of plastics or glass	2 491	29 181	24 881	267 786
71179022	Other Imitation jewellery,wholly wood,tortoise shell,ivorymother of-pearl,mineral/oth animal carving material	11 883	130 965	24 062	303 428
71179029	Other imitation jewellery of other material	426	16 460	7 532	285 415
71179091	Imitation jewellery,parts wholly of porcelain/china	-	3 535	-	10 221
71179092	Imitation jewellery,parts wholly wood,tortoise shell,ivory,mother pearl&vegetable/mineral/oth animal carving material	-	314	-	2 178
71179093	Imitation jewellery,parts wholly of porcelain or china	29	74	522	858
71179099	Oth than imitation jewellery,parts wholly of porcelain or china	2 120	44 432	72 021	1 192 976
71181090	Other than gold & silver coin not being legal tender	-	1 053	-	4 961
71189090	Other than Gold & silver coin, whether or not legal tender	1	6	85	910
72015000	Pig iron&spiegeleisen in pig,alloy pig iron,spiegeleisen	6 225 000	44 689 940	7 918 619	65 716 400
72023000	Ferro-silico-manganese	506 550	4 670 110	589 038	5 660 144
72026000	Ferro alloy nickel	74 482 110	628 222 727	119 406 303	998 412 250
72029300	Ferro-alloys; ferro-niobium	-	199	-	7 974
72029900	Ferro-alloys; n.e.c. in heading no. 7202	-	14 619	-	130 659
72039000	Ferrous product obtained by not direct reduction of pellets/similar forms&min purity by weight<=99.94 %	410	1 034	4 749	8 065
72041000	Ferrous waste&scrap,remelting scrap ingots of iron/steel cast iron	85 939	13 632 785	88 496	5 455 640
72042100	Ferrous waste&scrap, remelting scrap ingots of iron/steel stainless steel	4 226 088	44 121 421	4 483 578	53 449 125
72042900	Cast iron/alloy steel¬ stainless steel	-	41 081	-	12 324
72044900	Ferrous waste and scrap; n.e.c. in heading no. 7204	80 535	2 228 941	30 603	830 410
72051000	Pig iron, spiegeleisen, iron or steel of granules	-	3 576	-	867
72052900	Iron or steel, pig iron, spiegeleisen; powders (excluding alloy steel)	-	10 095	-	25 410
72061090	Iron&non-alloy steel in ingots/oth primary formsexcl iron heading 72.03,weight<0.6 %carbon	30	37	268	369
72069000	Iron and non-alloy steel in primary forms, oth than ingots (excluding iron of heading 72.03).	14	14 167	142	74 674
72071100	Semi-finish product iron/non-alloy steel weight<0.25%carbon,cross-section,measuring<twice thickness	-	6 000 000	-	3 054 000
72071210	Semi-finish product iron/non-alloy steel slabs<0.25% carbon,cross-sect,measuring<twice the thickness	77 980 590	588 351 075	76 132 242	402 950 644
72071290	Semi-finish product iron/non-alloy steel thin<0.25% carbon,cross-section,measuring<twice the thickness	457	15 768 412	4 123	7 394 381
72071900	Iron or non-alloy steel; semi-finished products of iron or non-alloy steel, containing by weight less than 0.25% of carbon, other than rectangular or square cross-section	-	231	-	789
72072010	Semi-finish product iron/non-alloy steel slabs0.25%>=weight<0.6% carbon	-	129 575	-	913 936
72072092	Blocks roughly shaped forging; sheet bars,not slabs weight>=0.6% carbon	-	230	-	9 515
72072099	Other than blocks roughly shaped by forging; sheet bars, not slabs,weight>=0.6% carbon	-	22	-	1 565
72081000	Iron/non-alloy steel in coils, not further worked than hot-rolled,w/patterns relief,width>=600, not clad, plated/coated	-	197 317	-	303 815
72082500	Iron/non-alloy steel in coils, until hot-rolled, pickled,width>=600mm, of a thickness>=4.75mm;not clad, plated/coated	0	675	1	1 142

Tabel 3 : Ekspor Indonesia menurut Komoditi (Kode HS 8 digit)

Oktober 2018

Kode H S	Uraian golongan barang	Berat bersih (Kg)		Nilai F.O.B. (U S \$)	
		Bulan ini	Kumulatif	Bulan ini	Kumulatif
(1)	(2)	(3)	(4)	(5)	(6)
72082711	Iron/non-alloy steel in coils,until hot-rolled,width>=600mmpickled;not clad, plated/coated, thick<2mm, carbon>=0.6%	368	10 387	4 314	93 863
72082719	Iron/non-alloy steel in coils,until hot-rolled,width>=600mmpickled; not clad, plated/coated, thick<2mm, carbon<0.6%	71	1 074	312	3 118
72082799	Iron/non-alloy steel in coils,until hot-rolled,width>=600mmpickled; not clad, plated/coated,2mm<=thick>3mm,carbon<0.6%	2 282	4 066	6 493	13 714
72083600	Iron/non-alloy steel in coils,until hot-rolled,width>=600mmpickled; not clad, plated/coated,of a thick>10mm,carbon<0.6%	-	3 600 507	-	1 980 009
72083700	Iron/non-alloy steel in coils,until hot-rolled,width>=600mmpickled;not clad,plated/coated,4.75mm>=thick<10mm,carbo<0.6%	-	12 671 340	-	7 292 573
72083800	Iron/non-alloy steel in coils,until hot-rolled,width>=600mmpickled;not clad,plated/coated,3mm>=thick<3.47mm,carbon<0.6%	-	25 301 210	-	14 591 733
72083990	Iron/non-alloy steel in coils,until hot-rolled,width>=600mmpickled;not clad, plated/coated,3mm<=thick>0.17mm,carbo<0.6%	2 052 260	36 543 590	1 149 266	20 769 710
72084000	Iron/non-alloy steel not in coils,until hot-rolled,>=600mmwith patterns in relief	-	541 200	-	357 360
72085100	Iron/non-alloy steel not in coils,until hot-rolled,>=600mmwith patterns in relief of a thickness > 10 mm	35 820 770	393 256 231	23 692 120	253 969 623
72085200	Iron/non-alloy steel not in coils,until hot-rolled,>=600mmwith patterns in relief >=4.75 mm thickness<10 mm	8 515 355	92 290 272	5 746 613	59 224 172
72085300	Iron/non-alloy steel not in coils,until hot-rolled,>=600mmwith patterns in relief >=3 mm thicknes<4.75 mm	219 540	12 311 655	132 448	7 554 658
72085490	Iron/non-alloy steel not in coils,until hot-rolled,>=600mmwith patterns in relief >=0.17mm&containig <0.6 % of carbon	194 485	3 004 540	117 867	1 856 854
72089090	Oth than not in coils, not further worked than hot-rolled,with patterns in relief	6 366	192 986	4 322	68 887
72091610	Iron/non-alloy steel, in coil cold-rolled of width >=600 mmnot coated, <1mm&thickness <3mm of a width <1.250 mm	-	54 110	-	30 601
72091690	Iron/non-alloy steel, in coil cold-rolled of width >=600 mmnot coated, <1mm&thickness <3mm of a width >1.250 mm	-	68 382	-	375 173
72091710	Iron/non-alloy steel, in coil cold-rolled of width >=600 mmnot coated,>=0.5mm thickness<1 mm of a width <1.250 mm	-	50 380	-	28 364
72091790	Iron/non-alloy steel, in coil cold-rolled of width >=600 mmnot coated,>=0.5mm thickness<1 mm of a width >1.250 mm	-	327	-	130
72091810	Iron/non-alloy steel, in coil cold-rolled of width >=600 mmnot coated& thickness<0.5mm,tin-mill blackplate	-	11	-	1 387
72091899	Iron/non-alloy steel, in coil cold-rolled of width >=600 mmnot coated,>0.5mm thickness>=0.17mm&containing carbon <0.6%	-	615 720	-	346 650
72092500	Not in coils, not further worked than cold-rolled & of a thickness >=3mm	-	5	-	772
72092610	Not in coils, not further worked than cold-rolled >1 thickness <3mm, of width <1,250 mm	-	736	-	2 226
72092710	Not in coils, not further worked than cold-rolled >=0.5mm thickness <1mm, of width <1,250 mm	-	6 881	-	8 535
72092790	Not in coils, not further worked than cold-rolled >=0.5mm thickness <1mm, of width >1,250 mm	-	15 888	-	25 454
72092890	Not in coils, not further worked than cold-rolled >0.5mmthickness>=0.17mm,weight>0.6% carbon	-	71 915	-	56 957
72101110	Iron or non-alloy steel, of a width>= 600 mm, clad, plated/coated tin, thickness>=0.5mm&weight>=0.6 % carbon	-	9	-	179

Tabel 3 : Ekspor Indonesia menurut Komoditi (Kode HS 8 digit)

Oktober 2018

Kode H S	Uraian golongan barang	Berat bersih (Kg)		Nilai F.O.B. (U S \$)	
		Bulan ini	Kumulatif	Bulan ini	Kumulatif
(1)	(2)	(3)	(4)	(5)	(6)
72101190	Iron or non-alloy steel, of a width>= 600 mm, clad, plated/coated tin, thickness>=0.5mm&weight<=0.6 % carbon	16 767	198 888	43 247	291 053
72101290	Iron or non-alloy steel, of a width>= 600 mm, clad, plated/coated tin, thickness<0.5mm&weight<=0.6 % carbon	33 439	237 840	19 583	149 643
72102090	Iron/non-alloy steel,width>=600 mm,clad,plated/coated lead,incl terne plate,thickness<=1.5mm&weight>0.6 % carbon	-	25 848	-	16 833
72103011	Iron/non-alloy steel,width>=600 mm,electrolytically coated with zinc,thickness<=1.2mm&weight<0.6 % carbon	620	1 028	952	1 326
72103012	Iron/non-alloy steel,width>=600 mm,electrolytically coated with zinc,1.2mm > thickness <=1.5mm&weight<0.6 % carbon	-	50	-	184
72103019	Iron/non-alloy steel,width>=600 mm,electrolytically coated with zinc,1.2mm > thickness >1.5mm&weight<0.6 % carbon	5 231	10 356	7 869	112 549
72103099	Iron/non-alloy steel,width>=600 mm,electrolytically coated with zinc, thickness >=1.2mm &weight>=0.6 % carbon	260	2 370	1 118	11 523
72104111	Iron/non-alloy steel,width>=600 mm,otherwise coated zinc,corrugated,weight<0.6 % carbon& thickness <=1.2 mm	-	500	-	1 000
72104119	Iron/non-alloy steel,width>=600 mm,otherwise coated zinc,corrugated,weight<0.6 % carbon&>1.2 mm thickness >1.5mm	9 600	9 600	9 600	9 600
72104911	Iron/non-alloy steel,width>=600 mm,coated zinc by the Ironzinc method,weight <0.04% carbon& thickness<=1.2 mm	-	6 230	-	9 325
72104912	Oth than iron/non-alloy steel,width>=600 mm,coated zinc byiron zinc method,weight <0.04% carbon& thickness<=1.2mm	369 747	3 943 751	327 490	5 013 003
72104919	Oth than iron/non-alloy steel,width>=600 mm,coated zinc byiron zinc method,weight<0.04%carbon&<=1.2mm thickness>1.5mm	-	181	-	2 542
72104999	Oth than iron/non-alloy steel,width>=600 mm,coated zinc byiron zinc method,weight<0.04%carbon&>1.2mm	-	50 090	-	46 140
72105000	Iron/non-alloy steel,width>=600 mm,coated chromium oxidesor with chromium and chromium oxides	739 139	6 189 796	1 017 414	7 645 308
72106111	Iron/non-alloy steel,width>=600 mm,coated aluminium zinc alloys&weight <0.6 % carbon,thickness <=1.2 mm	-	2 940 867	-	2 930 584
72106192	Oth than Iron/non-alloy steel,width>=600 mm,coated aluminium zinc alloys,weight<0.6%carbon,<=1.2mm&corrugated	-	2 590	-	16 089
72106199	Oth than Iron/non-alloy steel,width>=600 mm,coated aluminium zinc alloys,weight<0.6%carbon,>1.2mm¬corrugated	1 950	7 305	130	1 005
72107011	Painted, varnished/coated with plastics, containing weight<0.6 % carbon & thickness <=1.5 mm	-	68 646	-	100 900
72109090	No painted, varnished/coated with plastics, containing weight<0.6 % carbon & thickness >1.5 mm	82 766	711 729	201 064	1 750 298
72111311	Iron/non Alloy steel,width<600mm,not coated,width>=150mm,thick<=4mm,<0.6% carbon,relief,hoop&strip, all plates	-	8	-	317
72111413	Iron/non Alloy steel, width<600mm, not coated, width>=150mm, thickness>=4.75mm, weight<0.6%carbon, hoop&strip all plates	359 310	480 646	263 247	346 531
72111419	Iron/non Alloy steel, width<600mm, not coated, width>=150mm, thickness>=4.75mm, weight<0.6%carbon, not coils for re-rolling	43 996	216 590	29 637	467 429
72112320	Iron/non alloy steel,cold reduced,>=400mm width<600mm,not coated,thickness>=4.75mm,weight,<0.25%carbon,hoo&strip	-	367	-	2 002
72112390	Oth than Iron/non alloy steel,cold reduced,>=400mm width<600mm, not coated,thickness<=0.17mm,weight,0.25%carbon	-	5 484	-	5 346
72112920	Iron/non alloy steel,cold reduced,>=150mm width<400mm,not coated,thickness>=4.75mm,weight,<0.25%carbon,hoop&strip	-	5 020	-	7 862

Tabel 3 : Ekspor Indonesia menurut Komoditi (Kode HS 8 digit)

Oktober 2018

Kode H S	Uraian golongan barang	Berat bersih (Kg)		Nilai F.O.B. (U S \$)	
		Bulan ini	Kumulatif	Bulan ini	Kumulatif
(1)	(2)	(3)	(4)	(5)	(6)
72112990	Oth than iron/non alloy steel,cold reduced,>=150mm width<400mm, not coated,thickness<=0.17mm,weight,<0.25%carbon	1	331	1	1 556
72119019	Oth than iron/non alloy steel,cold reduced,<=25mm width<=400mm,weight<0.6%carbon,thickness<=0.17mm	-	350	-	46
72119099	Iron/non alloy steel,cold reduced,<=25mm width<=400mm,weight>0.6%carbon,thickness>=0.17mm	-	1 880	-	7 729
72121019	Flat-rolled iron/non-alloy steel,coated tin,weight<0.6%carbon, hoop&strip 400mm>width<600mm	35 280	270 639	85 895	616 209
72121099	Flat-rolled iron/non-alloy steel,coated tin,weight>0.6%carbon, hoop&strip 400mm>width<600mm	529	3 725	2 418	3 493
72122020	Flat-rolled iron/non-alloy steel,coated electrolytically zinc,weight<0.6% carbon,thickness<1.5mm	507	507	2 823	2 823
72122090	Flat-rolled iron/non-alloy steel,coated electrolytically zinc,weight<0.6% carbon,thickness>1.5mm	23 800	28 289	21 851	28 176
72123014	Oth than flat-rolled iron/non-alloy steel,coated the ironzinc alloy,weight<0.04 % carbon	1	431	1	4 103
72125013	Flat-rolled iron/non-alloy steel,coated chromium oxides/chromium,hoop&other strip width<25mm	-	8	-	9
72125019	Other than flat-rolled iron/non-alloy steel,coated chromiumoxides/chromium&chromium oxides,hoop&other universal plates	-	18	-	85
72125029	Flat-rolled iron/non-alloy steel,coated aluminium-zincalloys,other hoop and strip, width>25 mm	15 515	21 045	57 481	59 191
72126011	Flat-rolled iron/non-alloy steel,clad,weight<0.6%& hoop andstrip,	17 708	18 701	2 989	3 982
72126099	Oth than flat-rolled iron/non-alloy steel,clad,weight>0.6%&hoop and strip	198	1 138	440	821
72131010	Bars&rods,hot-rolled,in irregularly wound coils,iron/nonalloy steel,ribs,rolling process:diameter<50mm	11 485	106 067	3 285	21 191
72131090	Bars&rods,hot-rolled,in irregularly wound coils,iron/nonalloy steel,ribs,rolling process:diameter>50mm	2	108	192	333
72132000	Iron or non-alloy steel; bars and rods, hot-rolled, in irregularly wound coils, of free-cutting steel	78 140	227 325	61 681	188 333
72139110	Bars&rods,hot-rolled,in irregularly wound coils,iron/nonalloy steel,ribs,measuring diameter<14mm,soldering sticks	3 097 952	17 899 079	2 019 436	11 720 452
72139120	Bars&rods,hot-rolled,in irregularly wound coils,iron/nonalloy steel,ribs,measuring diameter<14mm,rebars	7 736 781	41 236 671	4 537 252	24 589 545
72139190	Oth than bars&rods,hot-rolled,in irregularly wound coils,iron/non alloy steel,ribs,measuring diameter<14mm,rebars	41 860	8 956 395	29 031	5 953 741
72139920	Bars&rods,hot-rolled,in irregularly wound coils,iron/nonalloy steel,ribs,measuring diameter>14mm,rebars	779 219	7 570 786	476 884	4 564 428
72139990	Oth than bars&rods,hot-rolled,in irregularly wound coils,iron/non alloy steel,ribs,measuring diameter>14mm,rebars	-	3 025	-	452
72141011	Bars&rods iron/non-alloy steel, hot-rolled,twisted after rolling, forged&weight<0.6%,circular cross-section	2 455	2 455	145	145
72141019	Bars&rods iron/non-alloy steel, hot-rolled,twisted after rolling, forged&weight<0.6%,not circular cross-section	79 976	1 536 436	222 480	7 274 758
72141029	Bars&rods iron/non-alloy steel, hot-rolled,twisted after rolling, forged&weight>0.6%,not circular cross-section	356	23 876	353	18 188
72142031	Containing indentations,ribs,grooves,twisted after rolling,weight<0.6%carbon,cross-section, used concrete reinforcement	-	7	-	7
72142039	Containing indentations,ribs,grooves,twisted after rolling,weight<0.6%carbon,cross-section, not used rebars	1 009 555	45 050 581	611 827	26 168 604

Tabel 3 : Ekspor Indonesia menurut Komoditi (Kode HS 8 digit)

Oktober 2018

Kode H S	Uraian golongan barang	Berat bersih (Kg)		Nilai F.O.B. (U S \$)	
		Bulan ini	Kumulatif	Bulan ini	Kumulatif
(1)	(2)	(3)	(4)	(5)	(6)
72142041	Containing indentations,ribs,grooves,twisted after rolling,weight<0.6%carbon,not cross-section, used rebars	-	421	-	300
72142049	Containing indentations,ribs,grooves,twisted after rolling,weight<0.6%carbon,not cross-section, not used rebars	-	6 000	-	1 331
72142061	Containing indentations,ribs,grooves,twisted after rolling,weight>0.6%carbon,not cross-section,used rebars	40 669	437 955	11 146	82 559
72142069	Containing indentations,ribs,grooves,twisted after rolling,weight>0.6%carbon,not cross-section,not used rebars	34 418	247 581	7 448	74 652
72143090	Containing indentations,ribs,grooves,twisted after rolling,weight>0.6%carbon,free cutting steel,not cross-section	4 973	10 314	1 763	4 873
72149111	Containing indentations,ribs,grooves,twisted after rolling,>=0.38weight,0.6%carbon,free cutting steel,& manganese=1.15%	-	2 322	-	2 994
72149119	Containing indentations,ribs,grooves,twisted after rolling,0.17%<=weight>0.46%carbon&,1,2%<=weight>1.65% manganese	-	613 460	-	395 649
72149919	Oth than rectangular (other than square) cross-section;weight>=0.6%carbon&weight >1.15% manganese	13 126	83 776	5 127	36 870
72149999	Rectangular (other than square)cross-section;<=0.15%weight >0.46% carbon & weight>=1.65% manganese	140 901	2 390 678	64 845	1 149 407
72151090	Oth bar&rod iron/non-alloy steel,free-cut steel,not furtherwork than cold finished,not circular cross-section	74 390	918 842	31 244	156 280
72155091	Oth bar&rod iron/non-alloy steel,free-cut steel,not furtherwork than cold finished,weight<0.6%carbon,used rebars	-	300	-	275
72155099	Oth bar&rod iron/non-alloy steel,free-cut steel,not furtherwork than cold finished,weight<0.6%carbon,unused rebar	-	1 482	-	2 688
72159090	Oth bar&rod iron/non-alloy steel,free-cut steel,further work than cold finished,not kind used rebars	-	2 969	-	824
72161000	Angles,shapes§ iron/non-alloy steel,U,I/H sect,not further worked than hot-rolled/extruded,height<80 mm	-	650 516	-	294 471
72162110	Angles,shapes§ iron/non-alloy steel,L sect,not furtherwork than hot-rolled/extrude,height<80 mm,weight<0.6%carbon	-	461	-	262
72162190	Angles,shapes§ iron/non-alloy steel,L sect,not furtherwork than hot-rolled/extrude,height<80 mm,weight>0.6%carbon	200	14 938	1 813	163 106
72162200	Angles,shapes§ iron/non-alloy steel,T sect,not furtherwork than hot-rolled/extrude,height<80 mm,weight<0.6%carbon	34 962	51 239	23 949	36 340
72163190	Angles,shapes§ iron/non-alloy steel,U sect,not further work than hot-roll/extrude,height<80 mm,weight<=0.6%carbon	39 390	58 866	31 104	65 299
72163290	Angles,shapes§ iron/non-alloy steel,I sect,not furtherwork than hot-roll/extrude,thickness>=5mm	340 563	5 378 003	215 517	3 744 837
72163311	Angles,shapes§ iron/non-alloy steel,H sect,not furtherwork than hot-roll/extrude,carbon<0.6%,thickness flange<=web	-	30	-	1 000
72163319	Angles,shapes§ iron/non-alloy steel,H sect,not furtherwork than hot-roll/extrude,carbon<0.6%,thickness flange>=web	525 041	1 563 146	337 559	2 068 706
72163390	Angles,shapes§ iron/non-alloy steel,H sect,not furtherwork than hot-roll/extrude,carbon>0.6%,thickness flange>=web	1 000	144 430	396	273 975
72164090	Angle,shape§ iron/non-alloy steel,L/T sect,not furtherwork than hot-roll/extrude,height>=80mm&weight<=0.6%carbon	-	48 082	-	102 495
72165019	Angle,shape§ iron/non-alloy steel,not further work thanhot-roll/extrude,height<80mm&weight<=0.6%carbon	5 961	11 730	3 811	7 510
72165099	Angle,shape§ iron/non-alloy steel,not further work thanhot-roll/extrude,height>80mm&weight<=0.6%carbon	5 416	93 267	9 177	77 169

Tabel 3 : Ekspor Indonesia menurut Komoditi (Kode HS 8 digit)

Oktober 2018

Kode H S	Uraian golongan barang	Berat bersih (Kg)		Nilai F.O.B. (U S \$)	
		Bulan ini	Kumulatif	Bulan ini	Kumulatif
(1)	(2)	(3)	(4)	(5)	(6)
72166900	Angle,shape§ iron/non-alloy steel,not further work than cold-formed/finished,obtained from not flat-rolled products	-	0	-	741
72169190	Angle,oth than slotted angles,further work than cold finish,from flat-rolled product,weight<=0.6%carbon	-	10 039	-	8 126
72169900	Angle,oth than slotted angles,further work than hot finish,from flat-rolled product	213 068	2 623 657	70 205	893 254
72171010	Wire iron/non-alloy steel,not plated, whether/not polished,weight>=0.25%carbon	10	71 701	19	145 835
72171022	Wire iron/non-alloy steel,Bead,reed,wire kind used making strands for prestressing concrete; free-cutting steel wire	100	266	52	259
72171029	Oth than wire iron/non-alloy steel,Bead,reed,wire kind used making strands prestressing concrete,free-cutting steel wire	1 104	219 609	2 864	135 527
72171032	Wire iron/non-alloy steel,spokes,bead,reed wire;freecutting steel wire	-	4	-	5
72171033	Wire iron/non-alloy steel,wire of a kind used for making strands for prestressing concrete	48 862	561 189	110 534	628 875
72171039	Oth than wire iron/non-alloy steel,wire of a kind used for making strands for prestressing concrete	140 707	1 505 323	264 420	2 741 521
72172010	Wire iron/non-alloy steel,plated/coated with zinc, weight<0.25% carbon	1 700	24 213	1 985	24 950
72172091	Wire iron/non-alloy steel,steel core wire kind use for steel reinforced aluminium conductors weight >=0.45% carbon	5	5	372	372
72172099	Wire iron/non-alloy steel,steel core wire kind use for steel unreinforced aluminium conductor weight<=0.45%carbon	330 389	8 898 824	345 036	9 344 878
72173019	Wire iron/non-alloy steel,plated with oth base metal,weight<0.25%carbon,not plated tin	582 589	4 762 974	689 436	5 703 969
72173033	Wire iron/non-alloy steel,weight>=0.6%carbon,brass coated steel wire kind used manufacture of pneumatic rubber tyres	18 873	19 074	39 780	41 224
72173034	Wire iron/non-alloy steel,weight>=0.6%carbon,copper coated steel wire kind used manufacture of pneumatic rubber tyres	47 774	237 821	6 980	43 063
72173039	Wire iron/non-alloy steel,weight>=0.6%carbon,oth brass,copper,tin coated wire use manufacture pneumatic rubber tyres	-	6 549	-	7 490
72179010	Oth than wire iron/non-alloy steel,weight<0.25%carbon	-	1	-	3
72179090	Oth than wire iron/non-alloy steel,weight>0.25%carbon	-	5 597	-	6 858
72181000	Stainless steel in ingots/other primary form,semi-finish product stainless steel	-	41	-	185
72189100	Steel, stainless; semi-finished products, of rectangular (other than square) cross-section	-	134 755 350	-	215 449 578
72189900	Steel, stainless; semi-finished products, other than of rectangular cross-section	466	324 747 277	2 972	496 769 361
72191100	Flat-rolled product stainless steel,width>=600mm,unfurther work than hot-rolled in coils,thickness>10mm	-	2 081 850	-	3 163 025
72191200	Flat-rolled product stainless steel,width>=600mm,unfurther work than hot-rolled in coils,4.75mm>=thickness<10mm	22 009 738	147 369 468	36 641 401	238 112 438
72191300	Flat-rolled product stainless steel,width>=600mm,unfurther work than hot-rolled in coils,3mm>=thickness<4.75mm	74 504 084	581 528 669	125 646 876	948 559 047
72191400	Flat-rolled product stainless steel,width>=600mm,unfurther work than hot-rolled in coils,thickness<3mm	29 646 535	273 170 530	49 730 062	442 579 893

Tabel 3 : Ekspor Indonesia menurut Komoditi (Kode HS 8 digit)

Oktober 2018

Kode H S	Uraian golongan barang	Berat bersih (Kg)		Nilai F.O.B. (U S \$)	
		Bulan ini	Kumulatif	Bulan ini	Kumulatif
(1)	(2)	(3)	(4)	(5)	(6)
72192100	Flat-rolled product stainless steel,width>=600mm,unfurtherwork than hot-rolled not in coils,thickness>10mm	-	23 184	-	53 737
72192200	Flat-rolled product stainless steel,width>=600mm,unfurtherwork than hot-rolled not in coils,4.75mm>=thickness<=10mm	4 862	98 359	15 115	196 275
72192300	Flat-rolled product stainless steel,width>=600mm,unfurtherwork than hot-rolled not in coils,3mm>=thickness<4.75mm	-	3 182	-	8 823
72192400	Flat-rolled product stainless steel,width>=600mm,unfurtherwork than hot-rolled not in coils,thickness<3mm	-	273	-	1 249
72193200	Flat-rolled product stainless steel,width>=600mm,unfurtherwork than cold-rolled,3mm>=thickness<4.75mm	1 382 499	2 581 470	2 637 967	4 922 366
72193300	Flat-rolled product stainless steel,width>=600mm,unfurtherwork than cold-rolled,1mm>=thickness<3mm	13 210 526	56 838 014	25 387 951	110 633 431
72193400	Flat-rolled product stainless steel,width>=600mm,unfurtherwork than cold-rolled,0.5mm>=thickness<1mm	7 675 834	44 405 108	14 812 138	84 266 494
72193500	Flat-rolled product stainless steel,width>=600mm,unfurtherwork than cold-rolled,thickness<0.5mm	397 895	6 606 987	673 209	11 715 286
72199000	Steel, stainless; flat-rolled, width 600mm or more, n.e.c. in heading no. 7219	1 968	61 223	21 969	401 122
72201110	Flat roll product stainless,width<600 mm,unfurther workthan hot roll,thickness>=4.75 mm,hoop&strip,width<=400mm	-	310	-	1 398
72201190	Flat roll product stainless,width<600 mm,unfurther workthan hot roll,thickness>=4.75 mm,hoop&strip,width>400mm	-	1 737	-	4 069
72201210	Flat roll product stainless,width<600 mm,unfurther workthan hot roll,thickness<4.75 mm,hoop&strip,width<=400mm	-	328	-	2 703
72201290	Flat roll product stainless,width<600 mm,unfurther workthan hot roll,thickness<4.75 mm,hoop&strip,width>400mm	8 581	9 324	7 595	12 584
72202010	Flat roll product stainless,width<600 mm,unfurther workthan cold roll,thickness<4.75 mm,hoop&strip,width<=400mm	-	37 404	-	43 089
72202090	Flat roll product stainless,width<600 mm,unfurther workthan cold roll,thickness<4.75 mm,hoop&strip,width>400mm	271 692	347 960	341 056	476 058
72209090	Oth than flat roll product stainless,width<600 mm,unfurtherthan hot/cold roll,thick<4.75 mm,hoop&strip,width>400mm	673 221	8 942 546	1 154 750	20 352 655
72210000	Bar&rod,hot-roll,irregularly wound coil,stainless steel	30	1 575	1 200	8 517
72221100	Bar&rod,stainless steel,angle,shape§ unfurther work hotroll,circular cross section	0	1 854	86	13 799
72221900	Steel, stainless; bars and rods, hot-rolled, hot-drawn or extruded, other than of circular cross-section	24 944	248 369	37 240	308 284
72222010	Bar&rod,stainless steel,angle,shape§ unfurther workcold roll,circular cross section	0	4	80	659
72222090	Oth than bar&rod,stainless steel,angle,shape§ unfurtherunfurther work cold roll,circular cross section	3 790	18 281	5 571	61 723
72223090	Oth tha bar&rod,unfurther work than hot/cold,circular crossection	20	82 765	18	483 474
72224090	Bar&rod,stainless steel,angle,shape§ unfurther workcold roll,circular cross section	-	73 378	-	39 022
72230010	Wire of stainless steel,cross-section>=3mm	-	7 136	-	43 890
72230090	Wire of stainless steel,cross-section<=3mm	942 019	7 843 939	3 013 760	24 393 163
72241000	Alloy steel ingots,semi finish product oth alloy steel,,ingots&oth primary forms	-	2	-	5

Tabel 3 : Ekspor Indonesia menurut Komoditi (Kode HS 8 digit)

Oktober 2018

Kode H S	Uraian golongan barang	Berat bersih (Kg)		Nilai F.O.B. (U S \$)	
		Bulan ini	Kumulatif	Bulan ini	Kumulatif
(1)	(2)	(3)	(4)	(5)	(6)
72249000	Steel, alloy; semi-finished products	-	29 169	-	79 025
72251100	Flat-rolled product oth alloy steel,width>=600mm,siliconelectrical steel,grain-oriented	29 720	194 860	54 028	448 905
72251900	Steel, alloy; flat-rolled, width 600mm or more, of silicon-electrical steel, (other than grain-oriented)	-	17 300	-	4 491
72254090	Oth than flat-roll product alloy steel,width>=600mm,othunfurther work than hot roll,not in coils,high speed steel	161 886	5 401 022	226 142	3 647 997
72255090	Oth than flat-roll product alloy steel,width>=600mm,othunfurther work than cold roll,high speed steel	3 208	63 414	4 812	160 623
72259110	Oth flat-roll product alloy steel,width>=600mm,unfurtherwork than cold roll,electrolyti coated zinc,high speed steel	-	2	-	31
72259190	Oth than flat-roll product steel,width>=600mm,unfurtherwork cold roll,electrolyti coated zinc,high speed steel	6 744	10 632	6 775	60 954
72259290	Oth than flat-roll product steel,width>=600mm,unfurtherwork cold roll,othwise coated zinc,high speed steel	-	34 154	-	24 211
72259990	Oth than flat-roll product steel,width>=600mm,unfurtherwork cold roll,high speed steel	-	90	-	150
72261110	Flat-rolled products of silicon-elect steel,grain-oriented,hoop&strip,width<=400mm	26 308	31 123	62 140	71 049
72261190	Flat-rolled products of silicon-elect steel,grain-oriented,hoop&strip,400mm<width<=600mm	28 538	85 196	67 407	96 303
72261910	Flat-rolled products of silicon-elect steel,oth than grainoriented,hoop&strip,width<=400mm	-	349	-	756
72261990	Flat-rolled products of silicon-elect steel,oth than grain,hoop&strip,400mm<width<=600mm	-	278 850	-	252 169
72262010	Flat-rolled products of high speed steel,hoop&strip,width<=400mm	30	233	143	3 129
72269210	Flat-rolled products not high speed&silicon-elect steel,notfurther work than cold-rolled,hoop&strip,width<=400mm	-	7	-	6
72269290	Flat-rolled products not high speed&silicon-elect steel,notfurther work than cold-rolled,hoop&strip,400mm<width<600mm	6 000	41 163	39 418	282 894
72269999	Flat-rolled products not high speed&silicon-elect steel,further work than,hoop&strip,width>400mm,not coated zinc	-	27 732	-	84 550
72279000	Steel, alloy; bars and rods, hot-rolled, in irregularly wound coils, n.e.c. in heading no. 7227	-	134 166	-	98 477
72281090	Oth bar&rod oth alloy steel; angle,shape&sec,hollow drill,,alloy/non-alloy steel,high speed steel,circular cross-sect	941	10 515	4 302	70 279
72283010	Bar&rod oth alloy steel;angle,shape§ unfurther work hotroll,circular cross sect	10 488	10 627	8 752	9 908
72283090	Oth than bar&rod oth alloy steel;angle,shape§ unfurtherwork hot roll,circular cross sect	219 578	264 494	168 902	210 368
72284010	Bar&rod oth alloy steel;angle,shape§ unfurther workforged,circular cross sect	-	78	-	280
72284090	Oth than bar&rod oth alloy steel;angle,shape§ unfurtherwork forged,circular cross sect	-	17	-	253
72285010	Bar&rod oth alloy steel;angle,shape§ unfurther workcold-formed/finished,circular cross sect	20 693	135 318	17 674	899 405
72286010	Oth bar&rod,circular cross sect	-	29 450	-	38 339
72286090	Oth than bar&rod,circular cross sect	1 773	3 124	3 060	9 376
72287090	Oth bar&rod oth alloy steel;angle,shape§ unfurther workhot roll	-	11	-	85
72288019	Oth bar&rod oth alloy steel; angle,shape&sec,hollow drill,sect unfurther hot roll,weight>=0.6%,circular cross-sect	-	90	-	228

Tabel 3 : Ekspor Indonesia menurut Komoditi (Kode HS 8 digit)

Oktober 2018

Kode H S	Uraian golongan barang	Berat bersih (Kg)		Nilai F.O.B. (U S \$)	
		Bulan ini	Kumulatif	Bulan ini	Kumulatif
(1)	(2)	(3)	(4)	(5)	(6)
72288090	Oth bar&rod oth alloy steel; angle,shape&sec,hollow drill,sect unfrurther hot roll,weight<=0.6%,circular cross-sect	-	42	-	102
72292000	Wire of oth silico-manganese steel	-	24 040	-	24 106
72299020	Wire of oth than silico-manganese steel,cross-sect<=5.5mm	-	86 360	-	101 111
72299091	Wire of containing by weight>=0.5% chromium	530 937	4 623 531	1 489 660	13 517 022
72299099	Other wire of alloy steel	33 641	132 397	74 446	1 820 972
73011000	Sheet piling of iron/steel,whether/not drill,punched/madefrom assembled elements	702 533	6 472 249	1 634 269	12 483 707
73012000	Welded angles, shapes and sections of iron or steel	198 722	1 651 565	253 764	1 764 078
73021000	Rails for railway/tramway track construction material ofiron/steel	-	319 417	-	201 576
73023000	Switch blade, cross frog, point rod&oth cross piece for railway/tramway track construction material of iron/steel	-	3	-	51
73024000	Fish-plates and sole plates for railway/tramwaytrack construction material of iron/steel	19 331	199 720	5 248	19 077
73029010	Sleeper (cross-ties) for railway/tramway track constructionmaterial of iron/steel	-	4	-	74
73029090	Chairs, chair wedges, rail chips, bedplates, ties forrailway/tramway track construction material of iron/steel	158 667	641 973	274 611	1 168 840
73030011	Hubless tubes and pipes, of cast iron	6 211	69 326	68 602	806 359
73030019	Tubes and pipes with hub, of cast iron	7 848	520 975	7 622	2 014 127
73030091	Hollow profiles, of cast iron with external diameter not exceeding 100 mm	-	7	-	379
73030099	Hollow profiles, of cast iron with external diameter exceeding 100 mm	65 524	1 401 250	29 455	598 062
73041100	Line pipe used for oil/gas pipelines of stainless steel	7 288	124 665	8 575	411 771
73041900	Line pipe used for oil/gas pipelines oth of stainless steel	2 236 934	75 581 312	13 384 364	147 788 190
73042290	Drill pipe of stainless steel used in drilling for oil/gas with yield strength>=80,000 psi & not threaded pipe-end	-	621 863	-	1 318 629
73042310	Oth drill pipe of stainless steel used in drilling for oil/with yield strength< 80,000 psi & not threaded pipe-end	464	464	426	426
73042390	Oth drill pipe of stainless steel used in drilling for oil/with yield strength>=80,000 psi & not threaded pipe-end	2 697 590	5 741 346	4 814 594	11 491 466
73042410	Casing and tubing with yield strength less than 80,000 psi and not threaded end, of stainless steel	-	1 649	-	11 675
73042490	Casing and tubing with yield strength less than 80,000 psi and threaded end, of stainless steel	861 043	11 004 802	5 196 123	57 916 034
73042910	Casing and tubing with yield strength less than 80,000 psi and not threaded end, not of stainless steel	128 955	8 451 618	141 397	4 946 348
73042990	Casing and tubing with yield strength less than 80,000 psi and threaded end, not of stainless steel	3 950 568	58 208 052	6 099 259	173 980 987
73043110	Drillrod casing and tubing with pin and box threads, cold-drawn/rolled (cold reduced)	3 058	14 656	5 137	157 960
73043190	Circular cross-section,iron/non-alloy steel,diameter>=140mm & carbon weight >=0.45%, cold-drawn/rolled (cold reduced)	368	314 582	4 775	426 555
73043940	Circular cross-section,iron/non-alloy steel,diameter<140mm&carbon <0.45%,not cold-drawn/cold-rolled(cold-reduced)	4 962	4 962	5 590	5 590
73043990	Circular cross-section,iron/non-alloy steel,diameter>=140mm&carbon >=0.45%, not cold-drawn/cold-rolled (cold-reduced)	9 145	9 768	10 303	20 560
73044100	Cold-drawn or cold-rolled (cold-reduced), other of circularcross-section, of stainless steel	9	2 294	77	19 180
73045110	Drillrod casing and tubing with pin and box threads, cold-drawn or cold-rolled (cold-reduced)	-	1	-	25
73045990	Other high-pressure pipe capable of w/ standing a pressure of< 42,000 psi, not cold-drawn/cold-rolled (cold-reduced)	531	1 970	19 851	58 711
73049010	Other high-pressure pipe capable of with standing a pressure of not less than 42,000 psi	-	869 451	-	399 164

Tabel 3 : Ekspor Indonesia menurut Komoditi (Kode HS 8 digit)

Oktober 2018

Kode H S	Uraian golongan barang	Berat bersih (Kg)		Nilai F.O.B. (U S \$)	
		Bulan ini	Kumulatif	Bulan ini	Kumulatif
(1)	(2)	(3)	(4)	(5)	(6)
73049090	Oth tubes/pipes/hollow profiles,seamless steel, diameter >= 140 mm & carbon weight >= 0.45%	86 376	398 024	127 175	1 271 382
73051100	Line pipe of a kind used for oil or gas pipelines:longitudinally submerged arc welded	3 619 856	10 764 317	912 560	4 150 050
73051210	Line pipe of a kind used for oil or gas pipelines:longitudinally welded,elect resist welded	3 063	14 784	8 346	12 275
73051290	Line pipe of a kind used for oil or gas pipelines:longitudinally welded,not elect resist welded	17 408	957 990	1 137	1 370 428
73051910	Line pipe of a kind used for oil or gas pipelines:spiral or helical submerged arc welded	-	183 242	-	151 828
73051990	Line pipe of a kind used for oil or gas pipelines:oth spiral or helical submerged arc welded	24 955	73 280	11 983	207 279
73052000	Casing of a kind used in drilling for oil or gas	-	3 710	-	25 923
73053110	Stainless steel pipes and tubes of a kind used in drilling for oil or gas longitudinally welded	2 008	59 152	10 998	257 032
73053190	Oth Stainless steel pipes & tubes high-pressure pipe capable of withstanding a pressure of not less than 42,000 psi	-	57 510	-	157 929
73059000	Iron or steel (excluding cast iron); tubes and pipes n.e.c. in heading no. 7305, having circular cross-sections, external diameter exceeds 406.4mm, (not seamless)	-	13 890	-	90 884
73061110	Line pipe of a kind used for oil/gas pipelines; welded,of stainless steel:Longitudinally elect resist welded (ERW)	-	134	-	200
73061120	Line pipe of a kind used for oil/gas pipelines; welded,of stainless steel:spiral or helical submerged arc welded	1	1	150	150
73061190	Oth line pipe of a kind used for oil/gas pipelines; welded,of stainless steel	-	15 473	-	36 811
73061910	Oth line pipe of a kind used for oil/gas pipelines; welded,of stainless steel:Longitudinally elect resist welded (ERW)	-	324 544	-	273 427
73061920	Oth line pipe of a kind used for oil/gas pipelines; welded,of stainless steel:spiral or helical submerged arc welded	-	9 645 723	-	56 764 562
73061990	Oth line pipe of a kind used for oil/gas pipelines; welded,of stainless steel,nor ERW & spiral/helical submerged welded	270	966 765	1 010	524 817
73062100	Casing and tubing of a kind used in drilling for oil/gas welded, of stainless steel	-	7 580	-	5 308
73062900	Iron or steel (excluding cast iron); casing and tubing of a kind used in drilling for oil and gas (other than stainless steel or seamless), n.e.c. in chapter 73	-	45 543	-	52 608
73063019	Oth boiler tubes : with an extn diameter < 12.5 mm+B1306	1 304	8 889	1 108	5 325
73063021	Copper-plated,fluororesin-coated/zinc-chromated steel tubewith an extn diamtr<=15 mm:with an extn diamtr < 12.5 mm	-	120	-	1 177
73063029	Oth copper-plated,fluororesin-coated/zinc-chromated steel tube with an extn diamtr<=15 mm:with an extn diamtr < 12.5 mm	1 988 164	15 981 700	1 648 764	12 789 702
73063030	Pipe used to make sheath pipe(heater pipe) for heat elemnt of elect flat iron/rice cookrs, with an extn diamtr <= 12 mm	39	240	333	1 932
73063049	Oth pipe used to make sheath pipe(heater pipe) for heating elemnt of elect flat iron/rice cooker, w/extn diamtr<12.5 mm	16	53	130	652
73063091	Pipe to heater pipe for elemnt elect flat,extn dia<=12mm,w/internl dia>=12.5mm,extn dia<140mm&contain weight<0.45%	56 764	30 924 222	110 446	1 216 970
73063099	Oth pipe to heater pipe,elemnt elect flat,w/extn dia<=12mm,w/internl dia>=12.5 mm,extrnl dia<140mm &contain weight<0.45%	135 563	644 306	136 526	706 736
73064019	Welded of circular cross-sect,stainless steel,boiler tubestubes with an extn diameter > 12.5 mm	-	0	-	91
73064020	Stainless steel pipes and tubes, with an external diameter exceeding 105 mm	-	16	-	33

Tabel 3 : Ekspor Indonesia menurut Komoditi (Kode HS 8 digit)

Oktober 2018

Kode H S	Uraian golongan barang	Berat bersih (Kg)		Nilai F.O.B. (U S \$)	
		Bulan ini	Kumulatif	Bulan ini	Kumulatif
(1)	(2)	(3)	(4)	(5)	(6)
73064090	Oth Boiler tubes,stainless steel pipe&tube,w/extrnl diamtr>105mm,contain weight 30% nickel,w/extrnl dia>=10mm	38 530	642 522	157 331	2 444 028
73065099	Pipe oth than boiler tubes with an externaldiameter >12.5mm	74 521	719 011	126 133	1 436 273
73066110	Hollow profiles of iron/steel,welded with an externaldiagonal <12.5 mm	17 400	55 400	9 200	29 200
73066190	Hollow profiles of iron/steel,welded with an externaldiagonal >=12.5 mm	50 812	24 741 151	109 318	1 802 620
73066990	Hollow profiles of iron/steel,not welded with an externaldiagonal >=12.5 mm	-	16 200	-	11 457
73069019	Copper brazed pipes and tubes,with external diagonal cross-section diameter >= 12,5mm	17	2 165	718	59 286
73069091	Other high-pressure pipe capable of w/ standing a pressure of not <42,000 psi, with an internal diameter < 12.5 mm	-	1 203	-	525
73069099	Other high pressure pipes	1 664	784 070	5 439	732 285
73071110	Hubless tube or pipe fittings	-	27 287	-	10 193
73071190	Other hubless tube or pipe fittings	101 720	916 101	305 279	2 781 485
73071900	Iron or steel; cast fittings, other than of non-malleable cast iron	627 913	5 565 754	1 536 444	13 241 891
73072110	Flanges, having an internal diameter of less than 15 cm	120	5 596	2 026	221 737
73072190	Other flanges, having an internal diameter of < 15 cm	102 272	939 702	701 005	3 778 746
73072210	Threaded elbows, bends and sleeves, having an internal diameter of less than 15 cm	10 725	65 746	105 775	661 123
73072290	Other threaded elbows, bends and sleeves, having an internal diameter of less than 15 cm	1 957	42 301	22 142	314 055
73072310	Butt welding fittings, having an internal diameter of less than 15 cm	155	6 261	1 253	13 541
73072390	Other butt welding fittings, having an internal diameter of less than 15 cm	108 236	685 711	1 696 499	5 743 780
73072910	Oth Flanges Having an internal diameter of less than 15 cm	7 762	45 313	29 578	215 890
73072990	Oth stainless steel oth than flanges,butt welding,threaded elbow,bend & sleeve of iron/steel>=15cm	66 366	856 333	462 959	4 715 621
73079110	Oth tube or pipe fittings flanges,internal diameter<15cm	16 447	135 089	76 582	640 831
73079190	Oth tube or pipe fittings flanges,internal diameter>=15cm	41 402	334 586	304 184	3 447 900
73079210	Oth tube/pipe fittings threaded elbows,bends&sleeves,internal diameter<15cm	-	150	-	11 500
73079290	Oth tube/pipe fittings threaded elbows,bends&sleeves,internal diameter>=15cm	179 003	1 012 234	52 028	1 584 223
73079310	Oth tube/pipe fittings,butt weldingfittings,internal diameter<15cm	42	256	80	1 354
73079390	Oth tube/pipe fittings,butt weldingfittings,internal diameter>=15cm	6 452	218 569	67 071	912 949
73079910	Oth tube/pipe fittings,not butt welding fittings/flanges/elbows,bends & sleeve,internal diameter<15cm	14 909	89 269	278 002	1 926 393
73079990	Oth tube/pipe fittings,not butt welding fittings/flanges/elbows,bends,sleeve internal diameter>=15cm	854 955	6 902 423	3 331 121	44 522 381
73081010	Bridges and bridge sect.prefabricated modular type joined by shear connectors of iron or steel	130 371	204 641	102 454	343 420
73081090	Other bridges and bridge sections of iron or steel	531 198	3 166 799	544 803	2 853 213
73082011	Towers with prefabricated modular of iron or steeltype joined by shear connectors	-	26	-	4 818
73082019	Other towers of iron or steel	7 045 180	51 720 448	9 773 090	63 433 833
73082021	Lattice masts, prefabricated modular type joined by shear connectors of iron or steel	81	2 218	4 497	46 731
73082029	Other lattice masts of iron or steel	18 000	1 658 351	10 434	407 232
73083010	Doors, of a thickness of 6 mm or more not exceeding 8 mm of iron or steel	16 381	27 464	71 636	118 196
73083090	Oth Doors, of a thickness of 6 mm or more, of iron or steel	27 533	165 618	68 508	441 474

Tabel 3 : Ekspor Indonesia menurut Komoditi (Kode HS 8 digit)

Oktober 2018

Kode H S	Uraian golongan barang	Berat bersih (Kg)		Nilai F.O.B. (U S \$)	
		Bulan ini	Kumulatif	Bulan ini	Kumulatif
(1)	(2)	(3)	(4)	(5)	(6)
73084010	Equipment for scaffolding, prefabricated modular type joined by shear connectors	-	20	-	10
73084090	Other equipment for scaffolding, shuttering, propping or pit propping	58 332	3 913 892	73 852	21 188 082
73089020	Other prefabricated modular type joined by shear connectors	6 838	491 109	1 680	2 153 649
73089040	Oth corrugated and curved galvanised plates or sheets prepared for use in conduits, culverts or tunnels	12 500	55 207	6 545	87 162
73089050	Rail for ships of iron or steel	-	5	-	4
73089060	Perforated cable trays of iron or steel	906	50 740	1 962	294 153
73089092	Guardrails of iron or steel	795	67 780	468	128 901
73089099	Other guardrails of iron or steel	1 582 300	14 618 088	1 922 762	25 630 026
73090011	Lined or heat-insulated	-	5 186	-	10 698
73090019	Other lined or heat-insulated	1 764 138	11 526 752	105 455	1 402 044
73090099	Other not lined or heat-insulated	128 809	1 741 526	263 551	2 847 581
73101010	Tank, cask, drum, can, boxe&similar for any material capacity>50L<=300L, of tinplate	8 280	71 790	39 405	239 119
73101091	Tank, cask, drum, can, boxe&similar, capacity>50L<=300L, not tinplate, steel casting, forging/stamping in rough state	-	181	-	1 297
73101099	Other tank, cask, drum, can, boxe&similar, capacity>50L<=300L, not tinplate, steel casting, forging/stamping in rough state	525 450	1 840 268	1 228 201	4 121 318
73102110	Cans which are to be closed by soldering or crimping, of capacity <1L	5 520	78 674	19 190	319 715
73102191	Cans which are to be closed by soldering or crimping, of capacity <1L of tinplate	8 525	423 093	32 744	1 156 864
73102199	Other cans which are to be closed by soldering or crimping >1L & <50L	43 101	728 004	92 656	2 093 253
73102910	Other casting, forging or stamping, in the rough state, capacity <1L<<50L, of tinplate	83 619	1 037 803	286 185	3 132 804
73102991	Other casting, forging or stamping, in the rough state, capacity <1L<<50L, of tinplate	6 433	6 434	1 179	1 184
73102992	Other casting, forging or stamping, in the rough state, capacity >1L<<50L, of tinplate	-	0	-	1
73102999	Other not casting, forging or stamping, in the rough state capacity >1L<<50L, of tinplate	59 291	1 082 406	287 390	2 956 004
73110023	Containers for compressed/liquefied gas, of iron/steel seamless steel cylinders, capacity>30L for LPG	15	883	4	1 127
73110024	Containers for compressed/liquefied gas, of iron/steel seamless steel cylinders, capacity>30L & <110L for LPG	22 350	156 450	12 225	85 575
73110026	Oth containers for compressed/liquefied gas seamless steel cylinders, capacity<30L	-	22	-	9
73110027	Oth containers for compressed/liquefied gas, seamless steel cylinders, capacity>30L<110L	22 588	50 502	23 625	37 055
73110029	Oth containers for compressed/liquefied gas seamless steel cylinders, capacity>30L	55 317	1 002 590	10 004	239 236
73110091	Other Containers for compressed or liquefied gas, of iron or steel with capacity < 7,3L	-	200	-	4 000
73110094	Other Containers for compressed or liquefied gas, of iron or steel with capacity > 30L & < 110L	-	24 194	-	81 625
73110099	Other Containers for compressed or liquefied gas, of iron or steel with capacity > 110L	250 673	1 397 999	79 553	1 800 848
73121010	Standed wire, ropes & cables for locked coil, flattened strands&non rotating wire rope	6	15 766	485	41 544
73121020	Stranded wire, rope&cables by plated or coated with brass & of a diameter <=3mm	4 640 993	49 376 480	8 290 253	86 024 771
73121091	Other stranded steel wires for prestressing concrete	168 025	4 781 108	156 101	4 557 225
73121099	Other stranded wire, rope and cables not prestressed concrete strand wire	93 849	567 961	85 465	2 246 219

Tabel 3 : Ekspor Indonesia menurut Komoditi (Kode HS 8 digit)

Oktober 2018

Kode H S	Uraian golongan barang	Berat bersih (Kg)		Nilai F.O.B. (U S \$)	
		Bulan ini	Kumulatif	Bulan ini	Kumulatif
(1)	(2)	(3)	(4)	(5)	(6)
73129000	Iron or steel; plaited bands, slings and the like, not electrically insulated	1 058 539	7 935 763	2 080 570	18 538 741
73130000	Barbed wire of iron/steel; twisted hoop/single flat wire,barbed/not, & loosely twisted double wire,used for fencing	46 609	893 340	77 882	1 298 860
73141200	Woven cloth with endless bands formachinery, of stainless steel	0	110	4	134
73141400	Iron or steel; woven cloth, of stainless steel, (other than endless bands for machinery)	73	4 488	3 484	104 845
73141910	Other endless bands for machinery oth thn ofstainless steel	18	19	444	448
73141990	Other endless bands for machinery oth than of not stainless steel	200	6 805	182	3 974
73142000	Grill,netting&fencing, welded at intersect, of wire withmax cross-sectional dimension>= 3mm & having a mesh>=100cm2	1 923	26 391	33 388	150 104
73143100	Iron or steel wire; grill, netting and fencing, welded at the intersection, n.e.c. in item no. 7314.20, plated or coated with zinc	-	49 541	-	37 545
73143900	Iron or steel wire; grill, netting and fencing, welded at the intersection, n.e.c. in item no. 7314.20, (other than plated or coated with zinc)	399	15 102	76	8 362
73144100	Iron or steel wire; grill, netting and fencing, plated or coated with zinc	302 413	4 208 833	388 690	5 906 640
73144200	Iron or steel wire; grill, netting and fencing, coated with plastic	32 501	542 500	46 916	768 776
73144900	Iron or steel wire; grill, netting and fencing, coated with materials other than zinc or plastic	-	8 729	-	8 865
73145000	Expanded metal	-	1	-	48
73151110	Roller chain for bicycles or motorcycle chain	71	27 565	957	85 187
73151191	Other roller chain,transmission type of a pitch length >= 6mm & < 32mm	6 417	60 438	2 502	86 284
73151199	Other roller chain, transmission type of a pitch length > 32 mm	1 663	6 215	25 818	134 290
73151210	Other chain, bicycle or motorcycle chain	-	572	-	16 522
73151290	Other chain, not bicycle or motorcycle chain	1 874	123 240	829	391 778
73151910	Part of bicycles ofmotorcycle chain	3	59	192	2 296
73151990	Other part of bicycles ofmotorcycle chain	-	416	-	6 374
73152000	Skid chain of iron or steel	799	839	1 747	1 767
73158100	Stud-link of iron or steel	0	81 281	222	205 292
73158200	Chain; welded link chain, of iron or steel	-	82 303	-	159 506
73158990	Other chain not formotorcylcles and bicycles	540	7 077	1 482	28 667
73159090	Other parts of not bicycle or motorcycle chain	501 056	5 024 267	1 353 360	12 536 477
73160000	Anchors, grapnels and parts thereof, of iron or steel.	10 000	278 586	3 626	304 759
73170010	Wire nails of iron or steel	75	23 783	410	88 111
73170020	Staples of iron or steel	107	5 661	127	3 163
73170090	Other wires,staples,dog spikes for sleepes;gang nails of iron or steel	1 174	19 317	2 077	35 089
73181100	Threaded articles, coach screws	24	6 212	1 125	298 528
73181210	Threaded articles other wood screws having a shank of an external diameter <= 16 mm	-	392	-	8 498
73181290	Other threaded articles other wood screws	2 437	66 264	6 358	60 285
73181300	Screw hooks and screw rings	35	16 043	329	48 983
73181410	Self-tapping screws, having a shank of an external diameter not exceeding 16 mm	-	29 441	-	94 186
73181490	Other Self-tapping screw	7 207	51 178	33 850	267 581
73181510	Other screws and bolts, whether or not with their nuts , or washers having a shank of an external diameter <= 16 mm	319 011	2 549 989	790 155	7 130 137
73181590	Other screws and bolts, whether or not with their nuts or washers, having a shank of an external diameter > 16 mm	788 593	8 450 939	4 011 672	41 159 543
73181610	Nuts for bolts having a shank of an external diameter not exceeding 16 mm	152 180	1 416 521	1 274 771	12 030 219

Tabel 3 : Ekspor Indonesia menurut Komoditi (Kode HS 8 digit)

Oktober 2018

Kode H S	Uraian golongan barang	Berat bersih (Kg)		Nilai F.O.B. (U S \$)	
		Bulan ini	Kumulatif	Bulan ini	Kumulatif
(1)	(2)	(3)	(4)	(5)	(6)
73181690	Other nuts for bolts having a shank of an external diameter not exceeding 16 mm	28 018	306 206	255 157	2 445 370
73181910	Other treaded articles having a shank of an external diameter not exceeding 16 mm	36	5 082	2 519	43 630
73181990	Other treaded articles having a shank of an external diameter > 16 mm	7 929	89 988	52 106	729 031
73182100	Non-threaded articles, spring washers & other lock washers	879	7 110	2 205	59 764
73182200	Non-threaded articles, other washers	24 691	247 108	332 213	3 174 236
73182310	Rivets, having an external diameter not exceeding 16 mm	1	1 911	787	13 619
73182390	Other rivets	599	8 436	4 354	56 117
73182400	Cotters and cotter-pin	4 214	99 467	56 442	1 073 812
73182910	Other non articles, having a shank of an external diameter not exceeding 16 mm	6 964	169 645	63 986	3 273 231
73182990	Other non articles, having a shank of an external diameter > 16 mm	104 527	834 692	520 918	4 700 704
73194010	Safety pins	4 934	56 119	12 440	142 486
73194020	Other pins	267	8 135	1 917	97 855
73199010	Sewing, darning or embroidery needles	271	659	122	66 501
73199090	Other sewing, darning or embroidery needles	5 884	40 981	14 964	164 331
73201011	Suitable for use on motor vehicles of heading 87.02, 87.03 or 87.04	2 454 302	26 165 268	4 421 422	47 848 240
73201012	Suitable for use on other motor vehicles	13 571	122 171	13 379	261 836
73201019	Other leaf-springs and leaves therefor :	22 137	269 237	39 060	442 731
73201090	Other suitable for use on motor vehicles or machinery of heading 84.29 or 84.30	23 189	895 044	42 678	1 055 363
73202011	Helical spring,suitable for use on motor vehicle/machinery of heading 84.29 or 84.30 for motor vehicles	61 573	666 673	287 659	3 277 551
73202012	Helical spring,suitable for use on motor vehicle/machinery of heading 84.29 or 84.30 for earth-moving machinery	271	1 088	5 252	21 202
73202019	Helical spring,suitable for use on motor vehicle/machinery of head 84.29/84.30 not for motor vhcl/earth-moving machine	8 782	71 296	70 201	513 845
73202090	Other helical spring,suitable for use on motor vhcl/machineof head 84.29/84.30 not for motor vhcl/earth-moving machine	31 767	361 537	94 675	1 616 455
73209010	Other suitable for use on motor vehicles	2 328	55 741	21 200	758 650
73209090	Other suitable not for use on motor vehicles	98 233	1 883 333	244 351	2 313 538
73211100	Cooking appliances and plate warmers, for gas fuel or for both gas and other fuels	90 463	1 104 648	489 548	6 956 470
73211200	Cooking appliances and plate warmers, for liquid fuel	-	152 355	-	497 952
73211910	Other, including appliances for solid fuel for solid fuel	30	30	150	150
73211990	Other, including appliances not for solid fuel	879	11 064	7 634	27 805
73218100	Domestic appliances; non-electric, (other than cookers and plate warmers), for gas fuel or for both gas and other fuels, of iron or steel	-	2 091	-	3 642
73218200	Domestic appliances; non-electric, (other than cookers and plate warmers), for liquid fuel, of iron or steel	75	936	150	800
73218900	Domestic appliances; non-electric, (other than cookers and plate warmers), for solid fuel and fuels other than gas or liquid, of iron or steel	97	4 077	334	21 339
73219010	Parts of kerosene stoves	2 756	34 579	2 344	47 038
73219020	Parts of cooking appliances & plate warmers using gas fuel	13 543	485 120	28 439	1 012 938
73219090	Other parts of kerosene stoves/cooking appliances and plate warmers using gas fuel	1 173	44 543	4 476	250 609
73221100	Radiators and parts there of, of cast iron	-	16	-	44
73221900	Radiators and parts there of, not of cast iron	144	7 363	133	75 235
73229000	Air heaters and hot air distributors, (not electrically heated), incorporating a motor-driven fan or blower and parts thereof, of iron or steel	5 741	26 075	8 412	20 514
73231000	Iron or steel wool; pot scourers and scouring/polishing pads,gloves and the like	20 992	176 593	90 627	747 824

Tabel 3 : Ekspor Indonesia menurut Komoditi (Kode HS 8 digit)

Oktober 2018

Kode H S	Uraian golongan barang	Berat bersih (Kg)		Nilai F.O.B. (U S \$)	
		Bulan ini	Kumulatif	Bulan ini	Kumulatif
(1)	(2)	(3)	(4)	(5)	(6)
73239110	Kitchenware of cast iron, not enamelled	4 044	111 621	3 931	377 000
73239120	Ashtrays of cast iron, not enamelled	-	2 338	-	11 596
73239190	Tableware/oth household articles and parts thereof,of cast iron, not enamelled :	10 666	127 365	40 327	567 283
73239200	Tableware,kitchenware/oth household articles&parts thereof,of cast iron,enamelled	20 804	66 403	132 388	2 777 237
73239310	Kitchenware of stainless steel	101 686	876 064	793 344	6 543 513
73239320	Ashtray of stainless steel	135	907	2 134	19 817
73239390	Tableware/oth household articles and parts thereof,of stainless steel	47 866	620 525	551 990	7 573 338
73239400	Tableware,kitchenware/oth household articles&parts thereof,of iron (other than cast iron) or steel, enamelled	77 372	698 298	426 215	3 959 930
73239910	Kitchenware of iron other than stainless steel andcast iron	4 043	62 229	44 318	290 356
73239990	Tableware,kitchenware/oth household articles&parts thereof,of iron other than stainless steel and cast iron	299 558	2 428 901	1 002 094	8 959 196
73241010	Sinks and wash basins, of stainless steel, kitchen sinks	1 838	35 060	16 638	153 021
73241090	Other sinks and wash basins, of stainless steel	21 138	101 046	133 514	652 490
73242110	Bathtubs having rectangular or oblong interior shape, of cast iron, whether or not enamelled	-	5 070	-	40 115
73242190	Oth bathtubs having rectangular or oblong interior shape, of cast iron, whether or not enamelled	-	4 029	-	3 284
73242910	Other bathtubs having rectangular or oblong interior shape,not of cast iron, whether or not enamelled	-	1 025	-	10 867
73242990	Oth bathtubs not having rectangular/oblong interior shape, not of cast iron, whether or not enamelled	-	227	-	5 235
73249010	Other, including parts, flushing water closets or urinals (fixed type)	2 196	5 057	5 211	9 449
73249091	Parts of kitchen sinks or bathtubs	-	2 021	-	20 474
73249099	Other parts of kitchen sinks or bathtubs/flushing water closets or urinals (fixed type)	2 682	31 316	34 259	344 794
73251020	Manhole covers, gratings and frames therefor, of non-malleable cast iron	-	63 694	-	87 335
73251090	Oth cast articl iron/steel,no malleable cast iron,unmanholecover,gratings&frame therefor/spout&cup for latex collect	28 047	177 035	113 679	711 824
73259100	Grinding balls and similar articles for mills not of non-malleable cast iron	-	66	-	122
73259920	Manhole covers, gratings and frames there for not of non-malleable cast iron	4	3 541	181	8 757
73259990	Other manhole covers, gratings and frames there for not of non-malleable cast iron	445 012	3 575 522	1 012 402	9 256 925
73261100	Grinding balls & similar articles for mills,forged/stamped,but not further worked	424 700	1 141 973	367 555	1 007 728
73261900	Iron or steel; articles n.e.c. in item no. 7326.11, forged or stamped, but not further worked	339 085	2 386 053	1 372 931	10 142 517
73262050	Poultry cages and the like of iron or steel wire	728	181 683	161	425 820
73262060	Rat traps of iron or steel wire	-	1 728	-	8 561
73262090	Articles of iron or steel wire not poultry cages & the likeor rat traps	1 721 083	16 467 516	2 032 767	21 050 894
73269010	Ships' rudders	194	3 283	8 700	91 990
73269030	Stainless steel clamp assemblies with rubber sleeves used for hubless cast iron pipes and pipe fittings	26 408	136 107	24 302	1 590 960
73269060	Bunsen burners	-	0	-	3
73269070	Horseshoes; riding boot spurs	-	9 534	-	106 786
73269091	Cigarette cases and boxes	48 018	458 172	64 142	589 391
73269099	Cigarette cases and boxes,not of iron or steel	2 009 755	14 105 467	4 637 352	36 917 792
74010000	Copper mattes; cement copper (precipitated copper).	199 581	2 229 368	160 007	2 047 179
74020000	Unrefined copper; copper anodes for electrolytic refining.	-	28 896	-	140 879
74031100	Refined copper for cathodes and sections of cathodes	6 366 099	148 438 977	39 299 515	976 057 969

Tabel 3 : Ekspor Indonesia menurut Komoditi (Kode HS 8 digit)

Oktober 2018

Kode H S	Uraian golongan barang	Berat bersih (Kg)		Nilai F.O.B. (U S \$)	
		Bulan ini	Kumulatif	Bulan ini	Kumulatif
(1)	(2)	(3)	(4)	(5)	(6)
74031900	Copper; refined, unwrought, n.e.c. in item no. 7403.1	-	86 570	-	597 333
74032100	Copper-zinc base alloys (brass)	43 771	165 123	109 456	872 460
74032200	Copper-tin base alloys (bronze)	78 276	650 733	417 530	3 570 840
74032900	Copper; copper alloys n.e.c. in heading no. 7403 (other than master alloys of heading no. 7405)	-	12 552	-	114 509
74040000	Copper waste and scrap.	3 490 629	36 657 243	21 457 565	240 535 269
74050000	Master alloys of copper	-	54	-	2 715
74062000	Powders of lamellar structure; flakes	1 268 555	3 380 244	6 914 885	19 023 628
74071030	Profiles of refined cooper	-	80	-	830
74071040	Bars and rods of refined cooper	1 098 000	13 832 235	6 831 698	94 449 906
74072100	Copper bars, rods and profiles of copper-zinc base alloys (brass) of copper alloys	147 962	212 774	701 139	1 029 030
74072900	Copper; bars, rods and profiles, of copper alloys (other than copper-zinc base alloys)	-	74 291	-	372 341
74081110	Copper wire of refined cooper, which the max cross-sectional dimension does not exceed 14 mm	1 373 088	17 455 943	8 370 386	119 560 825
74081190	Copper wire of refined copper, which the maximum cross-sectional dimension does exceed 14 mm	1 595 574	14 729 163	10 275 514	102 212 707
74081900	Copper; wire, of refined copper, of which the maximum cross-sectional dimension is 6mm or less	3 224 574	28 086 357	20 528 804	194 808 996
74082100	Copper wire, of cooper alloys,of copper-zinc base alloys (brass)	112 070	2 104 997	640 669	12 425 530
74082200	Copper wire,of cooper alloys of copper-nickel base alloys (cupro-nickel)/copper-nickel-zinc base alloys (nickel silver)	-	21	-	2 001
74082900	Copper; wire, of copper alloys (other than copper-zinc base alloys, copper-nickel base alloys or copper-nickel-zinc base alloys)	156 657	1 344 319	940 060	8 732 132
74091100	Copper plates, sheets&strip, of a thickness > 0.15 mm of refined cooper in coils	282	4 386	1 610	29 062
74091900	Copper; plates and sheets, of a thickness exceeding 0.15mm, of refined copper, not in coils	1 219	16 951	20 724	175 940
74092100	Copper plates, sheets and strip, of a thickness > 0.15 mm of copper zinc base alloys (brass) in coils	1 365	35 958	4 525	240 459
74092900	Copper; plates and sheets, of a thickness exceeding 0.15mm, of copper-zinc base alloys (brass), not in coils	2 461	211 747	18 265	199 032
74093100	Copper plates, sheets and strip, of a thickness > 0.15 mm of copper tin base alloys in coils	621	7 640	4 981	52 692
74093900	Copper; plates and sheets, of a thickness exceeding 0.15mm, of copper-tin base alloys, not in coils	3 255	25 912	20 518	173 461
74094000	Copper; plates, sheets and strip, of a thickness exceeding 0.15mm, of copper-nickel base alloys (cupro-nickel) or copper-nickel-zinc base alloys (nickel silver)	6	3 656	18 550	45 240
74099000	Copper; plates, sheets and strip, of a thickness exceeding 0.15mm, of copper alloys	843	1 875	4 976	11 971
74101200	Copper alloys, of refined cooper, of a thickness <= 0.15mm not backed	-	0	-	20
74102110	Copper clad laminate for printed circuit boards, of refined cooper, backed	-	2 208	-	5 591
74102190	Other copper clad laminate not for printer circuit boards, backed	30	820	1 480	8 565
74111000	Copper tubes & pipes of refined copper	18 672	270 847	196 833	2 752 001
74112100	Copper tubes & pipes of copper alloywith copper-zinc basealloys (brass)	509	1 052	5 752	18 094
74112900	Copper; tubes and pipes, of copper alloys (other than copper-zinc, copper-nickel base alloys (cupro-nickel) or copper-nickel-zinc base alloys (nickel-silver))	337	4 019	7 723	123 503
74121000	Copper tube or pipe fittings ofrefined copper	-	0	-	37
74122020	Hose fittings,copper tube or pipe fittings of copper alloys	-	310	-	493
74122091	Other of of cooper alloys,copper tube or pipe fittings of copper-zinc base alloys (brass)	4	20 176	5	274 987

Tabel 3 : Ekspor Indonesia menurut Komoditi (Kode HS 8 digit)

Oktober 2018

Kode H S	Uraian golongan barang	Berat bersih (Kg)		Nilai F.O.B. (U S \$)	
		Bulan ini	Kumulatif	Bulan ini	Kumulatif
(1)	(2)	(3)	(4)	(5)	(6)
74122099	Other of of cooper alloys,copper tube or pipe fittings not of copper-zinc base alloys (brass)	10 977	145 540	166 961	2 267 132
74130010	Stranded wire, cables, plaited bands & the like, of copper,not electrically insulated, of a diameter <= 28.28 mm	-	7 955	-	56 356
74130090	Stranded wire, cables, plaited bands & the like, of copper,not electrically insulated, of a diameter > 28.28 mm	-	65 945	-	71 671
74151010	Nails and tacks, similar articles of cooper	1 054	21 882	711	18 412
74151090	Drawing pins and similar articles of cooper	72	3 111	2 062	26 927
74152100	Washers (including spring washers),other articles,not threaded	103	1 000	1 552	7 968
74152900	Copper; rivets, cotters, cotter-pins and similar articles, not threaded	32	1 882	2 075	77 186
74153310	Screws, other threaded articles	2 760	20 619	49 443	123 199
74153320	Bolts and nuts, other threaded articles	5 074	52 704	16 257	127 212
74153900	Copper; articles n.e.c. in heading no. 7415	2 612	8 454	10 315	24 416
74181030	Cooking or heating apparatus of a kind used for household purposes, non-electric and parts there of	16	2 204	40	5 967
74181090	Other household articels and parts thereof of coppers	1 735	20 435	76 457	542 844
74182000	Sanitary ware and parts thereof	3 615	46 459	18 271	382 698
74191000	Chain and parts thereof, other articles of cooper	20	916	18	2 979
74199110	Reservoirs, tanks, vats and similar containers not fitted with mechanical or thermal equipment	24	1 145	245	1 180
74199190	Other cast, moulded, stamped / forged but not further worked	691	31 846	10 659	519 436
74199931	Colth (including endless bands) grill & netting of copper wire for machinery	-	66	-	7 244
74199939	Colth (including endless bands) grill & netting of copper wire not for machinery	510	1 429	9 392	36 528
74199940	Pegas, colth (including endless bands) grill and netting of copper wire	41	40 299	2 516	95 801
74199950	Cigarette cases or boxes, colth (including endless bands) grill and netting of copper wire	1	2 147	9	61 482
74199960	Cooking or heating apparatus, other than of a kind used for domestic purposes, and parts thereof	-	514	-	1 674
74199970	Articles specially designed for use during religious rites	-	954	-	20 929
74199999	Other articles of non copper	124	12 323	7 813	220 291
75011000	Nickel mattes	7 844 317	75 688 100	61 876 882	641 471 203
75030000	Nickel waste and scrap.	93 956	319 839	272 653	1 899 352
75052100	Wire of nickel, not alloyed	-	1	-	75
75052200	Wire of nickel alloyes	-	55 400	-	724 111
75061000	Nickel plates, sheets, strip & foil of nickel, not alloyed	-	702	-	1 255
75062000	Nickel plates, sheets, strip and foil of nickel alloyes	22	142	1 774	4 406
75071200	Tubes and pipes of nickel alloyes	1	2 216	2 629	73 448
75072000	Tube or pipe fittings	-	37 522	-	6 058
75081000	Cloth, grill and netting, of nickel wire	-	430	-	117
75089030	Bolts and nuts, other articles of not nickel	1	50 412	2	15 910
75089050	Electroplating anodes,including those produced byelectrolysis,other articles of not nickel.	52	12 441	105 075	4 801 190
75089090	Other articles of nickel	10 687	101 521	361 960	4 358 871
76011000	Aluminium, not alloyed, Unwrought aluminium	20 000 000	30 012 942	43 138 500	67 011 246
76012000	Aluminium alloys,unwrought aluminium	5 116 263	44 655 017	9 992 905	91 448 645
76020000	Aluminium waste and scrap.	744 010	9 804 692	940 858	13 151 269
76031000	Aluminium powders of non lamellarstructure	50	200 150	482	18 412
76032020	Aluminium Powders of lamellar structure	2	205	10 669	20 630
76041010	Bars and arods of aluminium, not alloyed	24 322	119 110	79 114	523 754
76041090	Profiles of aluminium, alloyed	90 556	1 004 606	879 278	9 553 975
76042110	Perforated tube profiles for use in evaporator coils ofmotor vhcl ac machines, hollow profiles of aluminium alloyes	8 354	641 813	38 220	2 401 881
76042120	Aluminium spacers(with one side have light perforations along its w/ length),hollow profiles of alminium alloyes	79	994	3 115	12 552

Tabel 3 : Ekspor Indonesia menurut Komoditi (Kode HS 8 digit)

Oktober 2018

Kode H S	Uraian golongan barang	Berat bersih (Kg)		Nilai F.O.B. (U S \$)	
		Bulan ini	Kumulatif	Bulan ini	Kumulatif
(1)	(2)	(3)	(4)	(5)	(6)
76042190	Other hollow profiles of aluminium alloys	101 539	225 754	451 542	1 146 675
76042910	Extruded bars and rods non aluminium alloys	3 160 479	25 176 181	11 601 346	90 676 956
76042930	Y-shaped profiles for zip fasteners, in coils non aluminium alloys	-	7	-	13 201
76042990	Other extruded bars, rods and profiles of non aluminium alloys	232 780	1 659 827	1 072 280	6 285 156
76051100	Aluminium wire not alloyed, of which the maximum cross-sectional dimension exceeds 7 mm	697 811	4 497 758	1 834 587	12 262 074
76051990	Other aluminium wire of non aluminium not alloyed	24 878	352 043	76 497	1 187 740
76052100	Aluminium wire of alloys, of which the maximum cross-sectional dimension > 7 mm	1 080	7 080	3 334	21 884
76052990	Aluminium wire of non aluminium alloys with a diameter < 0.254mm	16 266	154 429	54 119	496 115
76061110	Aluminium plates, sheets & strip of plain or figured by rolling of thickness > 0.2 mm	5 729 772	66 240 805	15 477 740	181 449 448
76061190	Oth aluminium plates, sheets & strip of plain/figured by rolling of thickness > 0.2 mm	1 793	21 150	5 219	108 537
76061220	Aluminium plates, not sensitised, of a kind used in the printing industry	1 141	44 760	1 586	26 848
76061232	Sheets of aluminium alloy for making can stock including end stock and tab stock, of aluminium alloys in coils	121 275	1 086 911	224 343	2 084 033
76061233	Sheets of aluminium alloy 5082,5182,<1m in width in coils	-	67	-	3
76061235	Other aluminium sheet/coil not exceeding 1,000 mm in width	484	484	5 040	5 040
76061239	Oth plain/figured by rolling/pressing but not surface treated of non aluminium alloys	1 500	31 964	3 870	303 574
76061290	Oth non aluminium alloys plain/figured by rolling/pressing but not surface treated	931 061	3 205 432	2 597 296	9 223 576
76069100	Aluminium; plates, sheets and strip, thickness exceeding 0.2mm, not alloyed, (not rectangular or square)	446	3 535	2 534	91 745
76069200	Aluminium; plates, sheets and strip, thickness exceeding 0.2mm, alloys, (not rectangular or square)	-	41 391	-	278 005
76071100	Aluminium foil rolled but not further worked, not backed	2 605 608	19 956 630	8 911 084	67 336 307
76071900	Aluminium; foil, (not backed), of a thickness not exceeding 0.2mm, not rolled	92 682	852 570	195 776	2 381 303
76072010	Aluminium foil for thermal insulation, backed	14 631	149 008	49 550	476 541
76072090	Aluminium foil not for thermal insulation, backed	56 098	665 483	286 331	3 340 164
76081000	Aluminium tubes and pipes of aluminium, not alloyed	2 400	10 620	23 624	117 896
76082000	Aluminium tubes and pipes of aluminium alloys	201 297	2 006 641	1 050 790	10 187 951
76090000	Aluminium tube or pipe fittings (for example, couplings, elbows, sleeves)	34 944	235 307	141 263	984 705
76101010	Aluminium structure for doors & their frames and thresholds for doors	77 220	812 157	816 610	7 488 241
76101090	Aluminium structure for windows & their frames & thresholds for doors	125 240	982 681	482 839	3 787 982
76109030	Other aluminium structures internal/external floating roofs for petroleum storage tanks	58	21 701	54	74 322
76109091	Aluminium structure for bridges and bridge-sections; towers or lattice masts	10 828	181 519	52 795	855 730
76109099	Oth aluminium structure not for bridges & bridge-sections; towers or lattice masts	47 144	470 622	257 944	2 378 132
76110000	Aluminium reservoirs, tanks, vats and similar containers for any material	205	5 433	1 245	52 419
76121000	Aluminium collapsible tubular containers	7 242	8 320 663	118 162	1 184 832
76129010	Aluminium casks, drums, cans, boxes and seamless containers for fresh milk	24 001	24 001	40 911	40 911
76129090	Other aluminium casks, drums, cans, boxes & containers for any material	587 962	6 023 213	2 717 165	27 673 585
76130000	Aluminium containers for compressed or liquefied gas.	58 115	297 395	381 499	2 016 407
76141011	Cables with steel core cables of a diameter not < 25.3 mm	100	4 846	125	18 452

Tabel 3 : Ekspor Indonesia menurut Komoditi (Kode HS 8 digit)

Oktober 2018

Kode H S	Uraian golongan barang	Berat bersih (Kg)		Nilai F.O.B. (U S \$)	
		Bulan ini	Kumulatif	Bulan ini	Kumulatif
(1)	(2)	(3)	(4)	(5)	(6)
76141019	Cables of aluminium,not electrically insulated,with steel core, a diameter> 28.28 mm	6 191	69 328	235 031	2 917 796
76141090	Stranded wire, plaited bands and the like, of aluminium, not electrically insulated, With steel core	1 213	32 426	8 132	90 925
76149011	Cables of aluminium, not electrically insulated, without core, diameter< 25.3 mm	-	161 743	-	1 631 994
76149012	Cables of aluminium, not electrically insulated, withoutwithout steel core, a 25.3mm<= diameter< 28.28mm	680	117 994	1 240	42 475
76149019	Cables of aluminium, not electrically insulated, withoutwithout steel core, a diameter> 28.28 mm	5	34	59	4 621
76149090	Without steel core	64 194	581 819	299 027	2 726 497
76151010	Pot scourers and scouring or polishing pads,gloves and the like, of aluminium	-	172	-	2 011
76151090	Tableware,kitchenware or Other household articles and parts thereof of aluminium	96 402	1 362 552	709 584	10 420 604
76152090	Other sanitary ware and parts thereof of aluminium	5 222	60 431	5 985	55 128
76161010	Nails of aluminium	16	231	8	25 945
76161020	Staples and hooks, bolts and nuts of aluminium	140	1 315	3 540	44 980
76161090	tacks, screws,screw hooks, rivets, cotters, cotter-pins, washers and similar articles :of aluminium	5 228	58 400	21 280	394 077
76169100	Cloth, grill, netting and fencing, of aluminium wire	-	1 015	-	6 138
76169920	Ferrules for use in the manufacture of pencilsof aluminium	72	9 027	2 152	67 810
76169930	Aluminium Slugs, round, of such dimension that the thickness exceeds one-tenth of the diameter	-	21	-	1 002
76169940	Bobbins, spools, reels and similarsupports for textile yarnof aluminium	6 131	85 941	150 458	1 092 353
76169951	Venetian blinds of aluminium	3 503	42 958	33 890	445 068
76169959	Blinds other than venetian blind of aluminium	128	2 095	4 015	37 460
76169970	Cigarette cases or boxes of aluminium	-	200	-	70
76169980	Expanded metal of aluminium	18	1 460	232	14 563
76169990	Other articles of aluminium	123 300	1 032 185	618 589	5 735 370
78011000	Unwrought refined lead	634 232	5 399 912	1 354 143	13 124 268
78019100	Unrefined lead containing by weight antimonyas the principal other element	121 466	964 560	267 181	2 417 231
78019900	Unrefined lead containing by weight antimony not as the principal oth element	18 000	198 000	45 614	560 148
78041900	Lead plates	-	8 033	-	9 827
78060020	Lead bars , rods, profiles and wire	41 800	273 681	379 008	2 800 631
78060030	Lead tubes,pipes and tube or pipe fittings	14	16 381	813	36 443
78060040	Lead wool,washers,electro-plating anodes	1 015	19 671	9 119	198 509
78060090	Other articles of lead	-	40 526	-	111 238
79011100	Unwrought zinc, not alloyed containing by weight 99.99% or more	10 117	10 642	29 773	32 066
79011200	Unwrought zinc, not alloyed containing by weight< 99.99%	79 652	831 343	169 095	2 251 204
79012000	Unwrought zinc, alloys	20 487	95 973	44 869	253 733
79020000	zinc waste and scrap	383 804	4 444 934	831 896	10 779 288
79031000	Zinc dust	150 501	1 037 029	283 901	2 905 705
79039000	Zinc powders and flakes	-	77 048	-	62 140
79040000	Zinc bars,rods, profiles and wire	100	26 668	100	84 001
79050040	Zinc bars, rods, profiles and wire, of a thickness<=0.15mm	1 533	82 936	2 343	181 680
79050090	Zinc bars, rods, profiles and wire, of a thickness>0.15mm	322	7 422	562	9 056
79070030	Gutters, roof capping, skylight frames &oth fabricatedbuilding components of zinc	8 218	39 118	6 253	18 951
79070040	Tubes, pipes and tube or pipe fittings (example couplings, elbows, sleeves) of zinc	6	1 211	18	6 404
79070091	Cigarette cases or boxes; ashtrays of zinc	-	127	-	29
79070092	Other household articles of zinc	756	12 000	350	140 757

Tabel 3 : Ekspor Indonesia menurut Komoditi (Kode HS 8 digit)

Oktober 2018

Kode H S	Uraian golongan barang	Berat bersih (Kg)		Nilai F.O.B. (U S \$)	
		Bulan ini	Kumulatif	Bulan ini	Kumulatif
(1)	(2)	(3)	(4)	(5)	(6)
79070093	Electro-plating anodes, calotsbattery,tacks,nuts,bolts.Nailstencil plates, screws, rivets and similar fastening of zinc	305	10 255	2 937	4 922
79070099	Other articles undefined of zinc	251 592	2 039 395	423 989	2 044 453
80011000	Unwrought tin, not alloyed	5 133 734	66 992 776	98 352 398	1 360 499 343
80012000	Unwrought tin alloys	211	211	10 827	10 827
80030010	Tin bar for Soldering	103 623	1 096 620	2 032 847	22 794 779
80030090	Rods, profiles and wire	-	492	-	4 291
80070020	Tin plates, sheets and strip, of a thickness> 0.2 mm	-	4 425	-	23 835
80070030	Tin-foil a thickness<= 0.2 mm (whether or not printed or backed with paper, palstic,ect) ; powders and flakes	4	7	88	97
80070099	Other articles of tin not yet defined	1 500	3 500	55 800	131 090
81019600	Tungsten (wolfram) Wire	-	1 516	-	5 992
81019700	Tungsten (wolfram) Waste and scrap	5 067	87 451	89 073	1 029 984
81019910	Bars and rods, other than those obtained simply by sintering; profiles, sheets, strip and foil	-	7	-	31
81019990	Other articles undefined of Tungsten (wolfram)	-	8	-	9
81029500	Molybdenum; bars and rods, other than those obtained simply by sintering, profiles, plates, sheets, strip and foil	-	305	-	40 879
81029600	Molybdenum wire	-	51	-	295
81032000	Unwrought tantalum, including bars and rods obtained simply by sintering; powders	9	205	4 373	104 066
81033000	Tantalum waste and scrap	20 840	228 334	580 277	6 807 616
81039000	Tantalum; articles n.e.c. in heading no. 8103	-	384	-	92 160
81041900	Unwrought magnesium contain< 99.8 % by weight of magnesium	117	780	310	2 630
81042000	Unwrought magnesium waste and scrap	37 774	370 418	49 484	475 470
81053000	Cobalt mattes waste and scrap	-	7 128	-	86 600
81059000	Cobalt; articles n.e.c. in heading no. 8105	-	71	-	21 180
81083000	Titanium waste and scrap	11 146	28 828	24 106	90 843
81089000	Titanium; other than unwrought, n.e.c. in heading no. 8108	-	24	-	237
81101000	Unwrought antimony powders	113 145	628 743	478 102	2 872 109
81129900	Gallium, germanium, hafnium, indium, niobium (columbium), rhenium and vanadium; articles thereof, other than unwrought including waste and scrap and powders	1	18	70	423
81130000	Cermets and articles thereof, including waste and scrap	245	519	1 226	2 594
82011000	hand tools Spades and shovels	143	2 275	211	2 042
82013010	hand tools Hoes and rakes	15	20	40	64
82013090	hand tools Mattocks, picks	575	13 193	136	8 739
82014000	Axes, bill hooks and similar hewing tools	-	2 985	-	10 034
82015000	Secateurs and similar one-handed pruners and shears(including poultry shears)	29	1 110	25	21 526
82016000	Hedge shears, twohand toolshanded pruning shears and similar two-handed shears	-	1	-	1
82019000	Tools, hand; forks, scythes, sickles, hay knives, timber wedges, and other hand tools of a kind used in agriculture, horticulture or forestry n.e.c. in heading 8201	231	6 047	6 379	125 632
82021000	Hand saws	10	1 094	200	1 720
82022000	Band saw blades	-	3 899	-	14 505
82023100	Circular saw blades with working part of steel	2 536	15 941	112 084	725 126
82023900	Tools, hand; circular saw blades (including slitting or slotting saw blades), with working part of materials (other than steel)	6 926	62 733	256 528	2 264 288
82024000	Chain saw blades	10	242	100	3 601
82029100	Straight saw blades, for working metal	3	3	2	2
82029910	Straight saw blades, for working Other than metal	-	0	-	7
82029990	Saw blades parts	58 056	649 191	607 809	6 864 405
82031000	Files, rasps and similar tools	52 312	370 371	285 640	2 121 395
82032000	Pliers (including cutting pliers),pincers, tweezers andsimilar tools	2 866	26 768	9 172	176 846

Tabel 3 : Ekspor Indonesia menurut Komoditi (Kode HS 8 digit)

Oktober 2018

Kode H S	Uraian golongan barang	Berat bersih (Kg)		Nilai F.O.B. (U S \$)	
		Bulan ini	Kumulatif	Bulan ini	Kumulatif
(1)	(2)	(3)	(4)	(5)	(6)
82033000	Metal cutting shears and similar tools	0	9 644	0	10 003
82034000	Pipe-cutters, bolt croppers, perforating punches, & similar tools	45	1 330	225	42 301
82041100	Hand operated spanners and wrenches non adjustable	1 449	11 338	5 018	123 263
82041200	Hand operated spanners and wrenches adjustable	665	7 056	2 115	36 431
82042000	Interchangeable spanner sockets, with or without handles	2 770	18 043	1 396	31 844
82051000	Drilling, threading or tapping tools, hand operated	1 040	68 179	21 110	460 601
82052000	Hammers and sledge hammers	17 632	18 176	13 481	17 443
82053000	Planes, chisels, gouges & similar cutting tools for working wood	209	1 824	116	929
82054000	Screwdrivers	1 177	10 674	1 032	58 330
82055100	Tools, hand; household tools	895	2 885	185	8 461
82055900	Glaziers' diamonds	1 544	252 288	42 782	1 244 561
82056000	Blow lamps	81	4 076	476	4 836
82057000	Vices, clamps and the like	1 689	23 424	20 151	236 234
82059000	Tools, hand; n.e.c. in heading 8205, incl anvils, portable forges, hand/pedal-operated grinding wheels with frameworks, & sets of articles of two/more of the in heading 8205	2 863	63 849	4 158	218 514
82060000	Tools of two/ more of the headings 82.02 to 82.05 put up in sets for retail sale	575	17 239	11 791	426 648
82071300	Rock drilling or earth boring tools, with working part of cermets, interchangeable tools for hand tools	837	2 662	25 732	114 900
82071900	Rock drilling/ earth boring tools, without working part of cermets, interchangeable tools for hand tools	2 581	205 564	90 560	4 344 115
82072000	Dies for drawing or extruding metal, interchangeable tools for hand tools	38 133	134 945	224 109	1 904 772
82073000	Tools for pressing, stamping or punching, interchangeable tools for hand tools	54 402	632 983	230 575	6 928 272
82074000	Tools for tapping or threading, interchangeable tools for hand tools	1	3 498	65	83 412
82075000	Tools for drilling, other than for rock drilling, interchangeable tools for hand tools	2 519	40 770	785 424	6 601 395
82076000	Tools for boring or broaching, interchangeable tools for hand tools	28	603	7 469	58 141
82077000	Tools for milling, interchangeable tools for hand tools	3 064	98 020	882 864	10 877 057
82078000	Tools for turning, interchangeable tools for hand tools	53	202	14 500	51 442
82079000	Screw driving, interchangeable tools	5 092	121 795	374 782	8 740 702
82081000	Knives and cutting blades for metal working for machine or mechanical appliance	-	2 330	-	448 879
82082000	Knives and cutting blades for wood working for machine or mechanical appliance	96 976	800 143	865 783	7 651 962
82083000	Knives & cutting blades for kitchen appliances or for machines used by the food industry	-	20	-	98
82084000	Knives & cutting blades for agricultural, horticultural or forestry machines	1 490	3 400	6 889	14 825
82089000	Tools; knives and cutting blades, for machines or mechanical appliances, n.e.c. in heading no. 8208	899	30 194	70 056	394 445
82090000	Plates, sticks, tips and the like for tools, unmounted, of cermets	-	5 584	-	296 119
82100000	Hand-operated mechanical appliances, weighing <=10 kg used in preparation, conditioning or serving of food or drink.	20	150	25	1 157
82111000	Sets of assorted articles, Knives with cutting blades, serrated or not, oth than knives of heading 82.08	20	42	559	902
82119100	Table knives having fixed blades, serrated or not, oth than knives of heading 82.08	65	16 416	1 862	385 805
82119250	knives, fix blades, handle of base metal for agricultural, horticultural/forestry, oth than of heading 82.08	-	215	-	821
82119291	Flick knives/ spring knives; hunting knives, diving knives and scouts' knives; penknives, with blades >= 15 cm length	5 305	58 983	44 909	457 552

Tabel 3 : Ekspor Indonesia menurut Komoditi (Kode HS 8 digit)

Oktober 2018

Kode H S	Uraian golongan barang	Berat bersih (Kg)		Nilai F.O.B. (U S \$)	
		Bulan ini	Kumulatif	Bulan ini	Kumulatif
(1)	(2)	(3)	(4)	(5)	(6)
82119299	Flick knives/ spring knives; hunting knives, diving knives and scouts' knives; penknives, with blades<15 cm length	0	3 047	4	7 549
82119321	Knives having other than fixed blades,used for agriculture,horticulture or forestry :With handle of base metal	-	60	-	5 481
82119390	Knives having other than fixed blades for household	22	12 643	35	29 035
82119490	Blades For knives of a kind use for household	-	4 932	-	40 279
82119500	Knife handles of base metal	0	331	1	901
82121000	Razors	168	13 689	3 000	369 826
82122010	Double-edged razor blades	82	2 147	2 184	54 415
82122090	Safety razor blade blanks in strips	12	1 074	413	16 878
82130000	Scissors, tailors' shears and similar shears, and blades there for	312	3 310	1 260	15 267
82141000	Paper knives, letter openers, erasing knives, pencil sharpeners and blades therefor	113	2 623	67	39 177
82142000	Manicure/ pedicure sets andinstruments including nail files	12	1 299	120	4 366
82149000	Cutlery; hair clippers and mincing knives	452	32 168	7 328	263 715
82151000	Sets of assorted articles similar kitchen or tableware containing at least one article plated with precious metal	-	3	-	5
82152000	Sets of assorted articles similar kitchen or tableware	6 378	127 026	35 864	1 089 199
82159900	Similar kitchen/table ware not plated precious metal(example: Spoons,forks,ladles,skimmers,fish/butter knives,sugartongs)	113 617	1 456 248	1 440 621	15 807 732
83011000	Padlocks (key, combination/ electrically operated), of base metal	2 712	6 458	5 443	37 058
83012000	Locks of a kind used for motorvechiles	28 200	346 169	386 984	4 169 760
83013000	Locks of a kind used for furniture of base metal	1 848	10 664	400	17 213
83014020	Door locks of base metal	541	3 903	37 235	63 602
83014090	Other padlocks and locks of base metal	7 806	25 577	158 604	710 520
83015000	Clasps and frames with clasps, incorporating locks of basemetal	8	404	893	48 455
83016000	Parts of padlocks and locks of base metal	35 926	383 752	1 276 953	9 565 443
83017000	Keys presented separately of padlocks and lockof base metal	1 088	16 513	40 233	380 621
83021000	Hinges of base metal	14 378	136 589	175 787	1 400 568
83022010	Castors with mounting of base metal, a diameter , 100 mm < diameter <= 250 mm (including tyres)	57	1 491	54	3 158
83022090	Castors with mounting of base metal, a diameter< 100 mm (including tyres)	14 691	96 388	71 583	535 557
83023010	Hasps suitable for motor vechiles of base metal	52	175	1 156	1 278
83023090	mountings,fittings and similar articles suitable for motor vehicles of base metal	178 775	1 693 090	988 422	9 882 218
83024131	Hasps suitable for building of base metal, a kind suitablefor building	575	1 330	178	2 018
83024139	Bolts; hooksand eyes; staplesof base metal, a kind suitable for building	354	1 150	4 612	6 547
83024190	Other mounting, fittings, and similar article of base metal,a kind suitable for building	300 844	3 121 492	1 157 145	12 013 077
83024220	Hasps of base metal of a kind suitable for furniture	-	1 206	-	3 091
83024290	Other mounting, fittings, and similar article of base metal,a kind suitable for furniture	247 658	1 576 827	878 539	6 643 821
83024910	Base metal mountings, fittings and similar articles of a kind suitable for saddlery	25	177	1 800	10 364
83024991	Hasps Of base metal a kind suitable for trunks, chests, caskets or the like	41 054	243 860	219 887	1 528 589
83024999	Base metal fittings and similar articles of a kind suitablefor trunks, chests, caskets or the like	24 411	162 638	74 221	598 013
83025000	Hat-racks,hat-pegs, brackets and similar fixtures of base metal	27 646	296 305	241 688	2 163 326
83026000	Automatic door closers of base metal	25 116	193 306	198 619	1 088 978
83030000	Armoured/reinforced safes,strong-boxes&doors, safe deposit lockers for strong-rooms, cash or deed boxes of base metal.	510 172	4 391 168	945 767	9 324 428
83040010	Filing cabinets or card-index cabinets of base metal	8 673	684 083	21 992	578 093

Tabel 3 : Ekspor Indonesia menurut Komoditi (Kode HS 8 digit)

Oktober 2018

Kode H S	Uraian golongan barang	Berat bersih (Kg)		Nilai F.O.B. (U S \$)	
		Bulan ini	Kumulatif	Bulan ini	Kumulatif
(1)	(2)	(3)	(4)	(5)	(6)
83040091	Office/desk equip of aluminium (paper trays,paper rests,pen trays,office-stamp) oth than office furniture of head 94.03.	18 626	259 189	114 477	1 467 485
83040092	Office/desk equip of nickel (paper trays, paper rests, pen trays,office-stamp) oth than office furniture of head 94.03.	1	14	2	322
83040099	Office/desk equip of other metal (paper trays/ rests, pen trays,office-stamp) oth than office furniture of head 94.03.	2 733	41 895	6 939	125 336
83051010	Fittings for double loop wire binders	-	11	-	7
83051090	Fittings for loose-leaf binders/files oth than double loop wire binders	215	5 957	2 034	54 532
83052010	Staples in strips for office use of base metal	-	1 527	-	4 756
83052020	Staples in strips for other than office use (example, upholstery, packaging) of iron or steel	2 084	21 775	7 424	80 623
83052090	Staples in strips for other than office use (example, upholstery, packaging) of other metal	-	1 583	-	2 388
83059010	Paper clips	41	1 600	1 045	11 541
83059090	Othrer office articles and part of base metal	-	5 359	-	24 624
83061000	Bells, gongs and the like, non-electric, of base metal	21 372	100 460	59 413	701 163
83062100	Statuetes and other ornamen plated with precious metal	776	20 456	4 493	142 781
83062910	Statuetes and other ornamen of copper or lead	34 831	331 483	288 513	1 959 154
83062930	Statuetes and other ornamen of aluminium	7 190	40 202	32 473	175 578
83062990	Statuetes and other ornamen of iron or steel	59 896	822 741	291 913	4 142 809
83063010	Photograph, picture or similar frames;mirrors : of copper	4 454	17 253	9 952	62 762
83063091	Metallic mirrors reflecting traffic views at roadintersections or sharp corners of base metal	-	136	-	3 046
83063099	Photograph,picture or similar frames;mirrors made of basemetal other than copper	17 086	200 378	71 394	881 380
83071000	Flexible tubing of base metal, with or without fittings of iron or steel	91 779	207 027	743 554	1 230 883
83079000	Flexible tubing of base metal, with or without fittings of other base metal	90	3 278	180	28 360
83081000	Hooks,eyes,eyelets of base metal used for clothing/clothingacc, footwear, jewellery, watches, books, awnings, leather	5 398	47 870	51 941	814 263
83082000	Tubular or bifurcated rivets of base metal	109	973	175	1 587
83089010	Beads including parts of base metal	1 698	12 443	11 458	161 703
83089090	Clasps, frames with clasps, buckles, buckle-clasps of base metal	4 399	26 182	81 694	372 748
83091000	Crown corks of base metal	34 902	138 767	64 437	278 303
83099010	Capsules for bottles of base metal	19	19	716	716
83099020	Top ends of aluminium cans	43 936	534 039	362 521	3 144 267
83099070	Other caps for cans of base metal	120 880	2 018 412	259 905	3 605 329
83099081	Bottle caps; screw caps of aluminium	-	84	-	1 054
83099089	Bungs for metal drums; bung covers; seals; case corner protectors of aluminium	2 656	11 152	29 855	112 479
83099091	Bottle caps; screw caps of base metal other than aluminium	45	1 047	641	26 902
83099092	Bungs for metal drums; bung covers; seals; case corner protectors of base metal other than aluminium	3 066	64 745	12 678	271 988
83099099	Other packing accessorie of base metal	9 224	127 483	67 694	3 737 475
83100000	Sign-plates, name-plates, address-plates and similar plates,numbers,letters,other symbols of base metal,excl head 94.05	1 417	12 867	16 291	96 189
83111010	Coated electrodes of base metal,for electricarc-welding in rolls	24 690	179 465	27 960	210 317
83111090	Coated electrodes of base metal, for electric arc-welding in a forms oth than rolls	624 902	7 754 406	1 399 141	15 057 039
83112021	Cored wire of alloy steel, by weight, contain>=4.5 % carbonand >=20 % chrom ,for electric arc-welding in rolls	-	32	-	60
83112029	Cored wire of alloy steel, by weight, contain>=4.5 % carbonand >=20 % chrom,for electric arc-welding, in rods	-	4 729	-	9 761

Tabel 3 : Ekspor Indonesia menurut Komoditi (Kode HS 8 digit)

Oktober 2018

Kode H S	Uraian golongan barang	Berat bersih (Kg)		Nilai F.O.B. (U S \$)	
		Bulan ini	Kumulatif	Bulan ini	Kumulatif
(1)	(2)	(3)	(4)	(5)	(6)
83112090	Cored wire made of base metal other than alloy steel , for electric arc-welding	585	15 055	6 441	317 516
83113021	Cored wire of alloy steel,by weight, contain>=4.5 % C and >=20 % Cr ,for soldering,brazing, welding by flame in rolls	-	1 156	-	25 376
83113029	Cored wire of alloy steel,by weight, contain>=4.5 % C and >=20 % Cr ,for soldering,brazing, welding by flame, in rods	-	16 173	-	15 052
83113099	Coated rods and cored wire, of base metal, for soldering, brazing or welding by flame in rods	-	400	-	4 402
83119000	Wire and rods, of agglomerated base metal powder, used for metal spraying	400	42 476	8 135	939 071
84012000	Machinery and apparatus for isotopic separation, and partsthereof	-	77	-	119 136
84013000	Fuel elements (cartridges), non-irradiated for nuclearreactors	-	71	-	5 155
84014000	Parts of nuclear reactors	4	46	158	1 674
84021120	Watertube boilers with a steam production>45 ton/ hour,notelectrically operated, other than central heating hot water	-	31	-	1 774
84021211	Watertube boilers,with a 15 ton/hour<steam production<= 45ton/hour, electric operated, oth than central heating hotwater	-	29 400	-	108 319
84021219	Watertube boilers with a steam production <15 ton/ hour , electric operated, oth than central heating hotwater	31 132	236 422	337 534	2 499 787
84021919	Boilers,includ hybrid boiler, steam production<=15 ton/hourelectrically operated, other than central heating hot water	-	23 178	-	126 545
84021929	Boilers,includ hybrid boiler, steam production<=15 ton/hourno electrically operated, other than central heating hot water	-	50 758	-	321 470
84022010	Super-heated water boilers, electric operated, oth than central heating hotwater	-	853 486	-	4 182 862
84029010	Boiler bodies, shells or casings, parts for Steam or other vapour generating boilers	-	59 238	-	189 412
84029090	Parts for Steam/other vapour generating boilers,oth than boiler bodies, shells or casings	1 659	377 228	15 432	1 521 574
84031000	Boilers for central heating boilers, other than those of heading 84.02.	15 000	178 501	80 000	910 929
84039090	Parts for central heating boilers, oth than Boiler bodies, shells or casings	562 374	3 416 025	3 963 447	18 900 974
84041011	Soot removers (soot blowers) for use with boilers of heading 84.02	-	1	-	17
84041019	Economisers,super-heaters,gas recoverers (Auxiliary plant)for use with boilers of heading 84.02	-	57 335	-	1 245 609
84042000	Condensers (Auxiliary plant) for steam/ other vapour power units for use with boilers of heading 84.02 or 84.03	1 457	1 169 257	77 027	5 958 834
84049019	Part for use Auxiliary plant (subheadings 8404.10.11 and 8404.10.19) other than of bodies,shells /casings	-	1 480	-	185
84049029	Part for use Auxiliary plant,oth than of bodies,shells/casings (of goods of subheadings 8404.10.20)	-	118 118	-	1 725 000
84049090	Part for use condensers/ Auxiliary plant (subheadings 8404.20.00)	625	673 243	3 876	3 973 377
84051000	Producer gas or water gas generators, with/out purifiers; acetylene gas generators and similar water process gas	-	5 380	-	33 630
84059000	Parts of producer gas or water gas generators, with/out purifiers; acetylene gas generators and similar	107	42 258	26 748	137 296
84068210	Steam and other vapour Turbines, output <=5 MW,for other than for marine propulsion	3 370	3 370	57 483	57 483
84068290	Steam and other vapour Turbines, output > 5 MW but <40 MW,for other than for marine propulsion	7	2 247	1 700	49 044
84069000	Part steam and other vapour turbines	68 161	1 125 888	788 345	10 404 850

Tabel 3 : Ekspor Indonesia menurut Komoditi (Kode HS 8 digit)

Oktober 2018

Kode H S	Uraian golongan barang	Berat bersih (Kg)		Nilai F.O.B. (U S \$)	
		Bulan ini	Kumulatif	Bulan ini	Kumulatif
(1)	(2)	(3)	(4)	(5)	(6)
84071000	Spark-ignition reciprocating or rotary internal combustion piston engines for Aircraft	1 433	34 408	191 488	5 928 757
84072110	Spark-ignition reciprocating or rotary internal combustion,a power <=22.38kW/30 hp, for outboard motors	-	3 936	-	77 208
84072190	Spark-ignition reciprocating or rotary internal combustion,a power>22.38kW/30 hp, for outboard motor	5 295	10 045	59 676	115 097
84072920	Spark-ignition reciprocating or rotary internal combustionfor marine propulsion engines,a power <=22.38kW/30 hp,	634	636	4 675	4 969
84072990	Spark-ignition reciprocating or rotary internal combustionfor marine propulsion engines,a power >22.38kW/30 hp,	-	13 075	-	21 118
84073100	Spark-reciprocating piston engines, cylinder capacity<=50 cc, for vehicles of Chapter 87	167	227	7 211	9 546
84073212	Spark-reciprocating piston engines, cylinder capacity50 < cc <=110, for vehicles of Chapter 87.11	41 040	623 684	921 604	7 693 088
84073219	Spark-reciprocating piston engines, cylinder capacitycylinder capacity 50 < cc <=110, oth than 8701 or 8711	-	4 199	-	3 451
84073221	Spark-reciprocating piston engines, cylinder capacity110 < cc <=250, for vehicles of Chapter 87.01	-	800	-	5 037
84073222	Spark-reciprocating piston engines, cylinder capacity110 < cc <=250, for vehicles of Chapter 87.01	1 573 194	14 909 769	15 115 770	148 645 274
84073229	Spark-reciprocating piston engines, cylinder capacitycylinder capacity 110 < cc <=250, oth than 8701 or 8711	-	46 012	-	234 350
84073320	Spark-reciprocating piston engines, cylinder capacity250 < cc <=1000, for vehicles of Chapter 87.01	479	3 116	6 750	59 736
84073440	Full assembled,spark- reciprocating piston engines,cylindercapacity<=1,100cc, pedestrian controlled tractors	-	64 404	-	339 156
84073450	Full assembled,spark- reciprocating piston engines,cylindercapacity<=1,100cc, for vehicles of Chapter 87.01	-	4	-	66
84073471	Full assembled,spark- reciprocating piston engines,cylindercapacity<=2000cc, for vehicles of Chapter 87	786 946	7 309 681	9 924 649	90 925 852
84073472	Full assembled,spark- reciprocating piston engines,cylindercapacity 2000< cc <=3000, for vehicles of heading 87	271 267	3 311 429	2 735 293	33 751 251
84073492	Assembled not complet, spark-reciprocating piston engines, cylinder capacity<=1,100cc, for vehicles of Chapter 87.01	160 317	1 674 517	1 493 388	15 534 110
84073494	Assembled not complet, spark-reciprocating piston engines, cylinder capacity<=2000cc, for vehicles of Chapter 87	587 242	8 768 072	3 584 490	60 145 284
84073495	Assembled not complet, spark-reciprocating piston engines, cylinder capacity 2000< cc <=3000, for vehicles of head 87	257 265	2 256 075	2 156 181	19 024 692
84073499	Assembled not complet, spark-reciprocating piston engines, cylinder capacity>3000 cc, for vehicles of Chapter 87	350	826	118	15 192
84079010	Oth Spark-ignition reciprocating/rotary internal combustionpiston engines, Of a power<=18.65 kW	-	8 186	-	55 984
84079020	Oth Spark-ignition reciprocating/rotary internal combustionpiston engine,a power 18.65< KW <= 22.38	-	158	-	20 057
84079090	Oth Spark-ignition reciprocating/rotary internal combustionpiston engines, of a power > 22.38 kW	-	56 313	-	23 552
84081010	Diesel or semi-diesel engines ,a power <= 22.38 kW for marine propulsion	-	613	-	130 440
84081030	Diesel or semi-diesel engines ,a power 100< kW <=750 for marine propulsion	600	3 190	11 521	61 542
84081090	Diesel or semi-diesel engines ,a power >750 kW for marine propulsion	2 430	94 531	61 856	533 168
84082010	Fully assembled , Diesel/ semi-diesel engines for vechilesof subheading 8701.10	103	782	50	57 130

Tabel 3 : Ekspor Indonesia menurut Komoditi (Kode HS 8 digit)

Oktober 2018

Kode H S	Uraian golongan barang	Berat bersih (Kg)		Nilai F.O.B. (U S \$)	
		Bulan ini	Kumulatif	Bulan ini	Kumulatif
(1)	(2)	(3)	(4)	(5)	(6)
84082022	Fully assembled , Diesel/ semi-diesel engines, a cylinder capacity 2000< cc<=3500 cc, for vehicles of heading 87	12 150	289 970	112 796	2 736 321
84082023	Fully assembled , Diesel/ semi-diesel engines, a cylinder capacity>3500 cc, for vehicles of heading 87	-	1 940	-	9 573
84082093	Assembled not complet, Diesel or semi-diesel engines,of of subheading 8701.10	-	1 255	-	15 348
84082094	Assembled not complet, Diesel/ semi-diesel engines, cylinder capacity<=2000 cc, for vehicles of heading 87	-	20	-	4 936
84082095	Assembled not complet, Diesel or semi-diesel engines, of cylinder capacity 2000< cc<=3500 cc, for vehicles, heading 87	-	4 250	-	21 850
84082096	Assembled not complet, Diesel or semi-diesel engines, of cylinder capacity>3500 cc, for vehicles of heading 87	71	85	3 853	3 858
84089010	Other diesel or semi-diesel engines, a power <= 18.65 kW	-	9 480	-	98 541
84089051	Diesel or semi-diesel engines, power>100 kw, used of head84.29 or 84.30 (example bulldozer,pile-driver,excavator)	169 077	1 466 770	2 695 563	26 284 568
84089059	Other Diesel or semi-diesel enginesOf a power exceeding 100 kW	20 772	499 067	171 557	3 941 964
84089091	Diesel or semi-diesel engines, power<100 kw, used of head84.29 or 84.30 (example bulldozer,pile-driver,excavator)	-	30 916	-	63 151
84089099	Other Diesel or semi-diesel engines, a power<100 kW	56 168	628 323	448 775	5 565 460
84091000	Parts of spark-ignition combustion piston engine,for aircraft	4 900	8 130	25 000	172 907
84099111	Carburettors and parts of gasoline engines,for heading 84.29 or 84.30 (exam;bulldozers,excavators,pile driver)	5	516	946	13 348
84099112	Cylinder blocks,crank cases of gasoline engines for heading 84.29 or 84.30 (example; excavators,pile driver)	194	30 922	1 330	127 841
84099113	Cylinder liner,with an internal diameter 50< mm <=155, of gasoline engines, for heading 84.29 or 84.30	2 462	28 335	25 879	301 972
84099114	Cylinder liner,with an internal diameter >155 mm, of gasoline engine, for heading 84.29 or 84.30	1 872	8 829	27 949	43 368
84099115	Cylinder heads and head covers, gasoline engines, for heading 84.29 or 84.30	13 213	71 521	72 339	284 464
84099116	Pistons, with an internal diameter 50< mm <=155, of gasoline engine, for heading 84.29 or 84.30	81	127	25 896	27 546
84099117	Pistons, with an internal diameter >155 mm, of gasoline engine, for heading 84.29 or 84.30	3 525	38 309	40 498	385 201
84099118	Piston rings and gudgeon pins, of gasoline negine, for heading 84.29 or 84.30	20 468	180 406	1 115 005	9 914 749
84099119	Other parts undefinied of gasoline engine for heading 84.29 or 84.30	96 255	832 534	484 938	3 974 238
84099121	Carburettors and parts of gasoline engines, for vehicles of heading 87.01	3	3	111	111
84099122	Cylinder blocks,crank cases of gasoline engine, for vehicles of heading 87.01	-	40	-	30
84099123	Cylinder liner,with an internal diameter 50< mm <=155, of gasoline engines, for heading 8701	-	1	-	296
84099124	Cylinder liner,with an internal diameter >155 mm, of gasoline engine, for vehicles of heading 87.01	10	10	74	74
84099126	Pistons, with an internal diameter 50< mm <=155, of gasoline engines, for vehicles of heading 87.01	-	58 654	-	903 064
84099129	Other parts undefinied of gasoline engine for vehicles of heading 87.01	65	765	2 863	10 637
84099131	Carburettors and parts of gasoline engines, for vehicles of heading 87.11	3 479	28 434	70 100	849 376
84099132	Cylinder blocks,crank cases of gasoline engine, for vehicles of heading 87.11	2 954	54 372	38 709	450 784
84099134	Cylinder liner,with an internal diameter 50< mm <=155, of gasoline engines, for heading 8701	-	1	-	105

Tabel 3 : Ekspor Indonesia menurut Komoditi (Kode HS 8 digit)

Oktober 2018

Kode H S	Uraian golongan barang	Berat bersih (Kg)		Nilai F.O.B. (U S \$)	
		Bulan ini	Kumulatif	Bulan ini	Kumulatif
(1)	(2)	(3)	(4)	(5)	(6)
84099135	Cylinder liner,with an internal diameter >155 mm, of gasoline engines, for vehicles of heading 87.11	102 858	808 911	652 600	5 541 860
84099137	Pistons, with an internal diameter 50< mm <=155, of gasoline engines, for vehicles of heading 87.11	7 565	73 299	193 811	2 070 362
84099138	Piston rings and gudgeon pins, of gasoline engines, for vehicles of heading 87.11	563	4 838	5 681	112 913
84099139	Other parts undefined of gasoline engine for vehicles of heading 87.11	98 891	824 274	3 835 113	39 594 407
84099141	Carburettors and parts of gasoline engines, for vehicles of chapt 87, oth than 8701 or 87.11	33 918	310 285	1 616 771	13 606 877
84099142	Cylinder blocks,crank cases of gasoline engines, for vehicles of chapt 87, oth than 8701 or 87.11	282 655	2 524 216	1 339 961	12 371 795
84099143	Cylinder liner,with an internal diameter 50< mm <=155, of gasoline engines, for chapt 87, oth than 8701 or 8701	222	226	5 885	6 125
84099144	Cylinder liner,with internal diameter >155 mm,of gasoline engines,for vehicles of chapt 87,oth than 8701 or 8711	3 506	22 590	54 918	923 730
84099145	Cylinder heads and head covers, of gasoline engine,for vehicles of chapt 87,oth than 8701 or 8711	103 573	825 075	620 216	5 424 996
84099146	Pistons, with an external diameter 50<= mm< 155 for other vehicles of chapt 87, oth than 8701 or 87.11	3 509	27 259	70 671	550 248
84099147	Pistons, with an external diameter >155 mm for other vehicles of chapt 87, oth than 8701 or 87.11	-	293	-	9 347
84099148	Piston rings and gudgeon pins for other vehicles of Chapter87, oth than 8701 or 87.11	29 260	276 528	3 009 371	29 838 318
84099149	Other parts undefined of gasoline engine for other vehicleof chapt 87, oth than 8701 or 87.11	396 898	3 920 171	5 076 970	52 816 481
84099151	Cylinder blocks; crank cases, of gasoline engine, a power<= 22.38 kW, propulsion for vessels of Chapter 89	-	30	-	3 200
84099155	Pistons, with an external diameter > 155 mm, of gasolineengine, a power <= 22.38 kW, propulsion for vessels of Chapter 89	-	15	-	225
84099159	Other parts undefined of gasoline engine,a power<= 22.38 kW, propulsion for vessels of Chapter 89	25 235	359 180	87 414	1 122 791
84099164	Pistons, with an external diameter of 50<= mm< 155 mm, ofgasoline engine, power > 22.38 kW, propulsion for vessels of Chapter 89	2 767	3 089	1 339	4 381
84099169	Other parts undefined of gasoline engine,a power> 22.38 kW, propulsion for vessels of Chapter 89	3 670	54 129	27 398	672 518
84099172	Cylinder liner,with an internal diameter 50< mm <=155, for other than vehicle or marine propulsion	-	6 455	-	44 546
84099174	Cylinder heads and head covers, of gasoline engine, forother than vehicle or marine propulsion	-	1	-	2 134
84099177	Pistons, with an external diameter >155 mm, of gasolineengine, for other than vehicle or marine propulsion	1 086	7 841	5 679	27 175
84099179	Other parts undefined of gasoline engine, for other than vehicle or marine propulsion	42 786	452 941	887 093	9 026 613
84099911	Carburettors&parts thereof,for diesel engines of heading 84.29 or 84.30 (example;buldozer,pile-driver,excavator)	-	1 096	-	1 265
84099912	Cylinder blocks; crank cases, for diesel engines of heading 84.29 or 84.30 (example;buldozer,pile-driver,excavator)	92	16 707	6 481	78 377
84099913	Cylinder liner,with an internal diameter 50< mm <=155, fordiesel engines of heading 84.29 or 84.30	-	100	-	1 520
84099914	Cylinder liner,with an internal diameter >155 mm, for diesel engines of machinery of heading 84.29 or 84.30	3 101	4 968	9 554	21 129
84099915	Cylinder heads and head covers, for diesel engines of machinery of heading 84.29 or 84.30	9	2 745	720	37 180
84099917	Piston, with an internal diameter >155 mm, for dieselengines of machinery of heading 84.29 or 84.30	1 541	69 611	34 375	1 573 575

Tabel 3 : Ekspor Indonesia menurut Komoditi (Kode HS 8 digit)

Oktober 2018

Kode H S	Uraian golongan barang	Berat bersih (Kg)		Nilai F.O.B. (U S \$)	
		Bulan ini	Kumulatif	Bulan ini	Kumulatif
(1)	(2)	(3)	(4)	(5)	(6)
84099918	Piston rings and gudgeon pins, for diesel engines machinery of heading 84.29 or 84.30	-	34	-	15 473
84099919	Other parts undefined for diesel engines of machinery heading 84.29/ 84.30 (exam;buldozer,pile-driver,excavator)	2	90 680	25	306 009
84099921	Carburettors and parts there of, for diesel engines ofvehicles of heading 87.01 (tractors)	-	13	-	1 390
84099922	Cylinder blocks;crank cases,for diesel engines of vehicles of heading 87.01 (tractors)	28 220	145 936	123 181	568 524
84099925	Cylinder heads and head covers,for diesel engines of vehicles of heading 87.01 (tractors)	505 068	1 497 341	643 226	8 715 413
84099926	Piston, with 50 mm < an internal diameter <= 155 mm, fordiesel engines of vehicles of heading 87.01 (tractors)	-	323	-	8 613
84099929	Parts of tractors engines, other than carburettor, piston &cylinder	-	1	-	210
84099931	Carburettor and part thereof for motorcycle & cycle fittedwith an auxiliary motor, with/without side-car, side-car	-	1 128	-	21 498
84099935	Piston for motorcycle & cycle fitted with an auxiliarymotor, with/without side-car, side-car	-	293	-	3 578
84099939	Part of motorcycle engine, other than carburettor, blok cilinder, crank case, piston & cylinder	-	77	-	1 236
84099941	Carburettor and part thereof for vehicle of Chapter 87, oththan of heading 87.01 & 87.11	4	27	93	2 225
84099942	Cylinder block; crank case for vehicle of Chapter 87, otherthan of heading 87.01 & 87.11	1 934 033	12 544 829	5 856 352	33 222 526
84099944	Cylinder liner with internal diameter > 155 mm for vehicleof Chapter 87, oth than of heading 87.01 & 87.11	-	55	-	2 179
84099945	Cylinder head and head cover for vehicle of Chapter 87, oththan of heading 87.01 & 87.11	8	756	56	25 142
84099946	Piston with 50 mm <= external diameter<= 155 mm for vehicleof Chapter 87, other than of heading 87.01 & 87.11	-	442	-	12 264
84099947	Piston with external diameter > 155 mm for vehicle ofChapter 87, other than of heading 87.01 & 87.11	-	4	-	467
84099948	Piston ring & gudgeon pin for vehicle of Chapter 87, otherthan of heading 87.01 & 87.11	5 600	57 093	577 814	5 647 649
84099949	Part of vehicle of Chapter 87, oth than carburettor, piston& cylinder, exclude of heading 87.01 & 87.11	261 449	2 133 244	5 739 123	46 222 366
84099959	Parts of marine propulsion engine of a power <= 22.38 kW,other than piston & cylinder	-	16 964	-	4 441
84099961	Cylinder block; crank case for marine propulsion engine ofa power > 22.38 kW	4	409	11	3 621
84099962	Cylinder liner with 50 mm <= internal diameter <= 155 mmfor marine propulsion engine of a power > 22.38 kW	1 722 520	16 092 219	3 696 021	36 344 910
84099963	Cylinder liner with internal diameter > 155 mm for marinepropulsion engine of a power > 22.38 kW	-	43 500	-	20 524
84099965	Piston with external diameter>155 mm for marine propulsionengine of a power > 22.38 kW	634	634	6 498	6 498
84099969	Parts of marine propulsion engine of a power > 22.38 kW,other than piston & cylinder	140 588	1 321 741	1 447 044	12 375 317
84099971	Carburettor and part thereof for engine of heading 84.07 or84.08	-	1	-	369
84099972	Cylinder blocks; crank cases for engine of heading 84.07 or84.08	7 204	7 363	83 885	107 109
84099973	Cylinder liner with 50 mm <= internal diameter <= 155 mmfor engine of heading 84.07 or 84.08	-	1 174	-	9 122
84099974	Cylinder liner with internal diameter > 155 mm for engineof heading 84.07 or 84.08	-	16	-	426
84099975	Cylinder head and head cover for engine of heading 84.07 or84.08	6 462	22 731	81 130	277 137

Tabel 3 : Ekspor Indonesia menurut Komoditi (Kode HS 8 digit)

Oktober 2018

Kode H S	Uraian golongan barang	Berat bersih (Kg)		Nilai F.O.B. (U S \$)	
		Bulan ini	Kumulatif	Bulan ini	Kumulatif
(1)	(2)	(3)	(4)	(5)	(6)
84099976	Piston with 50 mm <= external diameter<= 155 mm for engine of heading 84.07 or 84.08	-	8	-	15 547
84099977	Piston with external diameter>155 mm for engine of heading 84.07 or 84.08	42 670	175 665	161 631	593 950
84099978	Piston ring & gudgeon pin for engine of heading 84.07/84.08	110	111	8 400	8 403
84099979	Part of engine of heading 84.07 or 84.08, other than carburettor, piston & cylinder	68 106	1 473 297	945 008	18 160 976
84101100	Hydraulic turbines & water wheels of a power <= 1,000 kW	-	7 224	-	29 409
84109000	Parts of hydraulic turbines, water wheels, and regulators	1 398	28 745	5 782	121 281
84111100	Turbo-jets of a thrust <= 25 kN	-	152	-	4 467
84111200	Turbo-jets of a thrust > 25 kN	4 710	282 084	62 000	1 690 856
84112100	Turbo-propellers of a power <= 1,100 kW	260	1 787	15 870	465 870
84112200	Turbo-propellers of a power > 1,100 kW	58	179	2 962	9 070
84118100	Gas turbines of a power <= 5,000 kW	57	57	2 700	2 700
84118200	Gas turbines of a power > 5,000 kW	-	27 857	-	6 623 431
84119100	Part of turbo-jets or turbo-propellers	2 287	17 233	1 231 863	8 375 573
84119900	Part of other gas turbines	86 332	325 733	1 922 769	45 738 297
84121000	Reaction engines other than turbo-jets	-	568	-	8 417
84122100	Hydraulic power engine&motor with linear acting (cylinder)	217 196	2 066 600	1 511 632	12 905 139
84122900	Hydraulic power engine&motor with non-linear acting(not cylinder)	3 488	89 086	40 272	839 882
84123100	Pneumatic power engine&motor with linear acting (cylinder)	13	3 814	1 608	75 779
84123900	Pneumatic power engine&motor with non-linear acting(not cylinder)	4 000	9 107	3 626	84 511
84128000	Engines; pneumatic power engines and motors, n.e.c. in heading no. 8412	0	39 528	1 486	964 068
84129020	Part for steam/other vapour power unit incorporating boiler	379	2 564	38 781	262 388
84129090	Part of hydraulic & pneumatic power engine and motor	3 801	47 680	1 129 469	4 577 567
84131100	Pump for dispensing fuel/lubricant, used in filling-station in garages	26	3 977	3 906	29 474
84131910	Pump fitted with measuring device, electrically operated, excl for dispensing fuel/lubricant in filling-station/garage	113	23 295	1 828	339 195
84131920	Pump fitted with measuring device, not-electrically operated excl for dispensing fuel/lubricant in filling-station/garage	1 705	3 613	20 591	39 354
84132010	Water pumps	9 033	94 046	18 474	247 485
84132020	Breast pumps	-	59	-	633
84132090	Hand pumps, other than water pump and breast pump	1 010	56 065	9 844	373 529
84133030	Fuel pumps used for engine of motor vehicle designed for transport persons (incl station wagon& racing car) or goods	5 392	63 823	374 601	2 466 838
84133040	Water pumps used for engine of motor vehicle designed for transport persons (incl station wagon& racing car) or goods	1	2 731	53	9 600
84133090	Lubricating medium pump for internal combustion piston engine	48 249	480 098	1 906 689	17 172 819
84134000	Concrete pumps	-	26 725	-	146 700
84135031	Water pumps on reciprocating positive displacement, with flow rate <= 8,000 m3/h, electrically operated	765	2 279	36 542	53 824
84135090	Other reciprocating positive displacement pumps (ex: water pump) with flow rate > 13,000 m3/h	24 678	48 637	391 152	531 463
84136031	Water pumps on rotary positive displacement, with a flow rate <= 8,000 m3/h, electrically operated	55	2 352	65	9 931
84136032	Water pumps on rotary positive displacement, with a flow rate <= 8,000 m3/h, not electrically operated	-	30	-	80
84136040	Water pumps on rotary positive displacement, with 8,000 m3/h < a flow rate <= 13,000 m3/h	-	100	-	5 000
84136090	Other rotary positive displacement pumps (ex: water pump) with flow rate > 13,000 m3/h	271	7 551	4 653	122 030
84137011	Single stage water pump for belt drive/direct coupling with inlet diameter <= 200 mm, centrifugal type	-	667	-	7 806

Tabel 3 : Ekspor Indonesia menurut Komoditi (Kode HS 8 digit)

Oktober 2018

Kode H S	Uraian golongan barang	Berat bersih (Kg)		Nilai F.O.B. (U S \$)	
		Bulan ini	Kumulatif	Bulan ini	Kumulatif
(1)	(2)	(3)	(4)	(5)	(6)
84137019	Single stage water pump for belt drive/direct coupling withinlet diameter > 200 mm, centrifugal type	136 206	1 275 243	735 244	6 449 552
84137031	Submersible water pumps with inlet diameter <= 200 mm,centrifugal type	-	13 791	-	112 854
84137039	Submersible water pumps with inlet diameter > 200 mm,centrifugal type	10 399	65 978	88 857	311 155
84137042	Oth water pump with flow rate<= 8,000 m3/h & inlet diameter<= 200 mm, electricly operated, centrifugal type	59	1 014 887	14 578	5 307 886
84137043	Oth water pump with flow rate<= 8,000 m3/h & inlet diameter<= 200 mm, not electricly operated, centrifugal type	-	13	-	1 369
84137049	Oth water pump with flow rate<= 8,000 m3/h & inlet diameter>200 mm, whether/not electricly operated, centrifugal type	23	703	988	110 027
84137059	Oth water pump with 8,000 m3/h < flow rate <= 13,000 m3/h& inlet diameter > 200 mm, centrifugal type	-	24	-	398
84137091	Other water pumps with flow rate > 13,000 m3/h & inletdiameter <= 200 mm, centrifugal type	14	1 096	6 040	62 829
84137099	Other water pumps with flow rate > 13,000 m3/h & inletdiameter > 200 mm, centrifugal type	2 116	83 901	2 305	731 508
84138113	Water pumps with flow rate <= 8,000 m3/h, electricly operated	187 169	1 117 525	931 947	5 675 337
84138114	Water pumps with flow rate <= 8,000 m3/h, not electriclyoperated	-	282	-	244
84138119	Water pumps with flow rate > 13,000 m3/h, whethe/notelectricly operated	18 477	327 517	197 333	2 412 128
84138210	Liquid elevators, electricly operated	-	4 649	-	29 664
84138220	Liquid elevators, not electricly operated	-	11 937	-	181 618
84139110	Parts of water pumps	15 180	159 037	54 292	650 291
84139120	Parts of breast pump and hand pump (other than water pump)	-	6 505	-	67 782
84139130	Parts of single stage water pumps for belt drive or directcoupling with inlet diameter<=/ > 200 mm, centrifugal type	579	4 174	5 007	76 892
84139140	Parts of submersible water pump & oth water pump with flowrate <= & / > 13,000 m3/h & inlet diameter <= / > 200 mm	43 381	417 278	202 586	1 238 587
84139190	Part of fuel/lubricating/cooling medium pump,concrete pump,reciprocating/rotary positive displacement water pump	97 427	1 123 990	2 022 917	24 908 488
84139200	Parts of liquid elevators	100	4 142	1 750	18 012
84141000	Vacuum pumps	40	20 762	3 586	155 639
84142010	Bicycle pumps	15	2 479	19	20 852
84142090	Hand or foot operated air pumps other than bicycle pumps	2 020	14 083	27 647	66 873
84143040	Compressors used in refrigerating equip, with refrigerationcapacity > 21.10 kW or displacement revolution >= 220 cc	4 585	34 638	33 967	268 364
84143090	Compressors used in refrigerating equip, with refrigerationcapacity <= 21.10 kW or displacement revolution < 220 cc	50 691	406 133	583 350	5 436 945
84144000	Air compressors mounted on a wheeled chassis for towing	5 931	357 407	48 662	1 261 944
84145110	Table & box fans with a self-contained electric motor of anoutput <= 125 W	8 295	51 498	23 012	127 160
84145191	Floor,wall,window,ceiling/roof fans of an output <= 125 Wwith protective screen	1 271	3 110	1 186	4 357
84145199	Floor,wall,window,ceiling/roof fans of an output <= 125 Wwith un-protective screen	10 610	38 262	8 557	102 662
84145920	Explosion-proof air fans used in underground mining ofa capacity <= 125 kW	250	256	4 200	5 029
84145930	Blowers of a capacity <= 125 kW	8 751	63 704	54 863	628 585
84145941	Fans excl: table/floor/wall/similar; explosion-proof air;blower, with capacity <= 125 kW & protective screen	-	214	-	1 471

Tabel 3 : Ekspor Indonesia menurut Komoditi (Kode HS 8 digit)

Oktober 2018

Kode H S	Uraian golongan barang	Berat bersih (Kg)		Nilai F.O.B. (U S \$)	
		Bulan ini	Kumulatif	Bulan ini	Kumulatif
(1)	(2)	(3)	(4)	(5)	(6)
84145949	Fans excl: table/floor/wall/similar; explosion-proof air;blower, with capacity <= 125 kW & protective screen	64	1 529	1 605	32 766
84145950	Blowers of a capacity > 125 kW	8	8 262	1 571	69 956
84145991	Fans excl: table/floor/wall/similar; blower, with capacity> 125 kW & protective screen	-	32 381	-	153 627
84145992	Explosion-proof air fans used in underground mining withcapacity > 125 kW	-	349	-	18 573
84145999	Fans excl: table/floor/wall/similar; blower, with capacity> 125 kW & un-protective screen	171	16 590	10 497	470 106
84146011	Laminar airflow cabinets fitted with filters in horizontalside <= 120 cm	166 743	1 725 351	833 221	8 422 268
84146019	Hoods ventilation fitted with filter in horizontal side<= 120 cm, other than laminar air flow cabinets	19 781	109 965	124 097	596 513
84146091	Hood ventilation not fitted with filter, for industrial usein horizontal side <= 120 cm	-	22 948	-	229 730
84146099	Hood ventilation not fitted with filter, not for industrialuse in horizontal side <= 120 cm	954	5 193	12 499	55 586
84148011	Laminar airflow cabinets fitted with filters in horizontalside > 120 cm	11 773	16 061	67 892	97 753
84148019	Hoods ventilation fitted with filter in horizontal side> 120 cm, other than laminar air flow cabinets	-	79 299	-	411 297
84148029	Hood ventilation not fitted with filter, not for industrialuse in horizontal side > 120 cm	-	3	-	402
84148030	Free-piston generators for gas turbines	373	52 802	32 212	1 434 333
84148041	Gas compression module for use in oil drilling operations	1 994	55 254	33 480	797 738
84148042	Compressors used for automotive air conditioners	942 662	8 316 521	15 735 089	138 638 699
84148043	Sealed units for air conditioning machines	-	61	-	3 355
84148049	Compressor excl for refrigerating equip, air, gas in oildrill operation, automotive AC & sealed unit for AC machine	27 546	413 295	536 025	6 606 216
84148050	Air pumps with horizontal side > 120 cm	118 960	993 925	1 157 290	9 465 631
84148090	Hoods ventilation with horizontal side > 120 cm	221	20 893	14 433	154 185
84149021	Parts of AC machine, refrigerator, electro-mechanicaldomestic app & electric instantaneous/storage water heater	288	15 271	16 005	109 743
84149022	Parts of blowers	4	3 816	15	44 888
84149029	Parts of table, floor, wall, window, ceiling/roof fans &explosion-proof air fans	17 827	185 163	212 422	2 120 647
84149031	Parts of hoods ventilation fitted/not with filter inhorizontal side <= 120 cm	20 930	179 834	235 562	1 503 562
84149032	Parts of hoods ventilation fitted/not with filter inhorizontal side > 120 cm	722	34 507	12 184	150 931
84149041	Parts of vacuum pumps for electrically operated machines	785	1 155	11 279	29 252
84149050	Parts of hand or foot operated air pumps	-	2 962	-	2 821
84149060	Parts of compressors used in refrigerating equipment	33 074	263 692	425 296	7 637 608
84149071	Parts of air compressors mounted on wheeled chassis fortowing for electrically operated machines	-	9	-	103
84149091	Part of free piston generator, oil drilling gas/automotiveAC/sealed unit AC compressor for electrically operated	8 634	121 803	136 221	1 395 751
84149092	Part of free piston generator, oil drilling gas/automotiveAC/sealed unit AC compressor for not electrically operated	266	4 608	39 396	362 487
84151010	AC machines of cooling capacity <= 26.38kW fixed to window,wall, ceiling/floor, self-contained/split-system	53 602	2 508 950	318 209	12 514 019
84151090	AC machines of cooling capacity > 26.38kW fixed to window,wall, ceiling/floor, self-contained/split-system	11 037	165 342	44 369	1 023 120
84152010	AC machines of cooling capacity <= 26.38 kW used for personin motor vehicles	2 433	139 887	65 610	3 287 081
84152090	AC machines of cooling capacity > 26.38 kW used for personin motor vehicles	37 676	406 541	767 327	8 131 066

Tabel 3 : Ekspor Indonesia menurut Komoditi (Kode HS 8 digit)

Oktober 2018

Kode H S	Uraian golongan barang	Berat bersih (Kg)		Nilai F.O.B. (U S \$)	
		Bulan ini	Kumulatif	Bulan ini	Kumulatif
(1)	(2)	(3)	(4)	(5)	(6)
84158111	AC mach of cooling capacity <= 21.10kW,incorp refrigerating& reversible heat pump, used in aircraft	-	16 992	-	818 200
84158119	AC mach of cooling capacity <=21.10kW & air flow rate>67.96m3/min,incorp refrigerating&reversible heat pump,in aircraft	582	673	1 461	3 329
84158121	AC mach of cooling capacity <=26.38kW ,incorp refrigerating& reversible heat pump, used in railway rolling stock	-	1 030	-	28 000
84158129	AC mach of cooling capacity >26.38kW, incorp refrigerating& reversible heat pump, used in railway rolling stock	-	3	-	59
84158139	AC mach of cooling capacity >26.38kW, incorp refrigerating& reversible heat pump, used in motor vhcl not for person	127	638	4 453	22 791
84158191	AC mach of cooling capacity >21.10kW & air flow rate >67.96m3/min,incorp refrigerating&reversible heat pump, in marine	71	343	3 965	58 419
84158193	AC mach of cooling capacity <=21.10kW& air flow rate >67.96m3/min,incorp refrigerating&reversible heat pump, in marine	4	37	9	111
84158199	AC mach of cooling capacity >26.38kW & air flow rate >67.96m3/min,incorp refrigerating&reversible heat pump, in marine	27	27	620	620
84158211	AC mach of cooling capacity > 21.10kW & air flow rate>67.96m3/min, incorp refrigerating unit, used in aircraft	-	125	-	1 000
84158219	AC mach of cooling capacity <=21.10kW & air flow rate>67.96m3/min, incorp refrigerating unit, used in aircraft	-	24	-	577
84158221	AC mach of cooling capacity <=26.38kW, incorp refrigeratingunit, used in railway rolling stock	-	2 565	-	52 625
84158291	AC mach of cooling capacity <=26.38kW, incorp refrigeratingunit, used in marine	-	843	-	84 242
84158299	AC mach of cooling capacity >26.38kW, incorp refrigeratingunit, used in marine	-	26 777	-	292 059
84158311	AC mach of cooling capacity > 21.10kW & air flow rate>67.96m3/min, not incorp refrigerating unit, used in aircraft	-	70	-	20
84158319	AC mach of cooling capacity <=21.10kW & air flow rate>67.96m3/min, not incorp refrigerating unit, used in aircraft	-	100	-	541
84158329	AC mach of cooling capacity > 26.38 kW, not incorporatingrefrigerating unit, used in railway rolling stock	1 764	29 319	7 695	166 900
84158391	AC mach of cooling capacity <= 26.38 kW, not incorporatingrefrigerating unit, used in marine	87	37 681	1 055	268 406
84158399	AC mach of cooling capacity > 26.38 kW, not incorporatingrefrigerating unit, used in marine	-	3 212	-	35 638
84159013	Part of machine used in aircraft/railway rolling stock witha cooling capacity <= 21.10 kW	-	4	-	9 625
84159014	Part of evaporator/condenser for AC machine for motorvehicle with a cooling capacity <= 21.10 kW	25 545	362 583	565 034	6 510 815
84159015	Part of chassis, welded & painted oth than used in aircraftor railway with a cooling capacity <= 21.10 kW	4	125	4	2 328
84159019	Part of machine used in marine with a cooling capacity <= 21.10 kW	27 020	238 119	383 570	3 783 471
84159029	Part of machine used in other vehicle with air flow rate<= 67.96 m3/min & 21.10 kW < cooling capacity <= 26.38 kW	24	1 048	705	10 027
84159034	Part of machine used in aircraft/RRS with air flow rate> 67.96 m3/min & 26.38 kW < cooling capacity <= 52.75 kW	610	11 733	5 976	123 712
84159045	Part of machine used in other vehicle with air flow rate> 67.96 m3/min & cooling capacity > 52.75 kW	59 682	569 877	454 616	3 417 934
84159049	Part of machine used in other vehicle with air flow rate<= 67.96 m3/min & cooling capacity > 52.75 kW	33 510	279 911	618 394	5 512 616

Tabel 3 : Ekspor Indonesia menurut Komoditi (Kode HS 8 digit)

Oktober 2018

Kode H S	Uraian golongan barang	Berat bersih (Kg)		Nilai F.O.B. (U S \$)	
		Bulan ini	Kumulatif	Bulan ini	Kumulatif
(1)	(2)	(3)	(4)	(5)	(6)
84161000	Furnace burners for liquid fuel	-	1	-	463
84162000	Furnace burners for pulverised fuel or gas, including combination burners	-	5 683	-	70 721
84163000	Mechanical stokers, including mechanical grates, mechanical ash dischargers and similar appliances	-	66	-	4 863
84169000	Part of furnace burner for liquid fuel/pulverised fuel/gas, mechanic stoker incl grate, mechanic ash discharge & similar	69	6 902	600	549 560
84171000	Furnace & oven for the roasting, melting or other heat-treatment of ores, pyrites/metals	42 750	85 700	101 691	209 877
84172000	Bakery ovens, including biscuit ovens	887	10 743	4 657	39 184
84178000	Furnace & oven including incinerators for laboratory, non-electric	6 044	38 509	12 220	82 100
84179000	Part of industrial or laboratory furnace and oven, include incinerator, non-electric	202	70 113	13 473	446 875
84181011	Combined refrigerator-freezer of capacity <= 230 l, fitted with separate external door, household type	2 473 769	24 724 335	9 113 266	97 964 395
84181019	Combined refrigerator-freezer of capacity > 230 l, fitted with separate external door, household type	3 460 590	31 561 441	12 659 028	123 374 135
84181020	Combined refrigerator-freezer of capacity <= 350 l, fitted with separate external door, not household type	-	95	-	750
84181090	Combined refrigerator-freezer of capacity > 350 l, fitted with separate external door, not household type	37 221	268 973	118 829	1 187 517
84182110	Refrigerator of capacity <= 230 l, household & compression type	243 891	3 163 954	899 306	11 060 671
84182190	Refrigerator of capacity > 230 l, household & compression type	75 357	462 124	382 213	2 232 285
84182900	Refrigerator for household but not compression type	9 414	60 455	31 640	124 835
84183010	Freezers of a capacity <= 200 l, the chest type	-	3 010	-	12 201
84183090	Freezers of 200 l < capacity <= 800 l, the chest type	4 527	14 709	2 036	116 233
84184010	Freezers of a capacity <= 200 l, the upright type	4 475	676 207	15 960	3 105 488
84184090	Freezers of 200 l < capacity <= 800 l, the upright type	796	4 288	7 364	38 008
84185011	Display counter, show-case & similar of capacity > 200 l, incorporate refrigerating equipment, for medical/surgical/laboratory	-	1	-	1
84185019	Display counter, show-case & similar of capacity > 200 l, incorporate refrigerating equipment, for storage and display	60	104 373	100	400 577
84185091	Chest & cabinet of capacity > 200 l, incorporating freezing equipment, for medical/surgical/laboratory	399	399	21 000	21 000
84185099	Chest & cabinet of capacity > 200 l, incorporating freezing equipment, for storage and display	119 284	3 147 477	574 815	13 741 473
84186910	Beverage coolers	22 057	160 224	68 078	506 765
84186930	Cold water dispenser	159	271	514	1 056
84186941	Water chillers with refrigeration capacity > 21.10 kW, for air conditioning machines	1 093	8 256	24 961	234 143
84186949	Water chillers with refrigeration capacity > 21.10 kW, not for air conditioning machines	3	1 763	69	12 899
84186950	Scale ice-maker units	166 184	1 861 735	2 149 008	24 651 547
84186990	Refrigerating/freezing equipment, other than beverage cooler, water chiller for AC or not & scale ice-maker unit	8 571	244 291	140 766	3 801 434
84189100	Parts of furniture designed to receive refrigerating or freezing equipment	286	18 303	909	110 229
84189910	Parts of evaporators or condensers	506 206	3 766 836	5 939 683	39 899 851
84189940	Parts of aluminium roll-bonded panel for good of subhead 8418.10.11, 8418.10.19, 8418.21.10, 8418.21.90, 8418.29.00	480	3 077	420	75 155
84189990	Parts of refrigerator, freezer & other refrigerating/freezing equipment, electric or other; heat pump not for AC machines	101 802	741 638	564 586	5 431 232
84191110	Instantaneous gas water heater for household type, non-electric	-	601	-	285

Tabel 3 : Ekspor Indonesia menurut Komoditi (Kode HS 8 digit)

Oktober 2018

Kode H S	Uraian golongan barang	Berat bersih (Kg)		Nilai F.O.B. (U S \$)	
		Bulan ini	Kumulatif	Bulan ini	Kumulatif
(1)	(2)	(3)	(4)	(5)	(6)
84191190	Instantaneous gas water heater not for household type, non-electric	6 139	111 940	26 538	80 982
84191910	Storage water heaters for household type, non-electric	-	41	-	1 212
84191990	Storage water heaters not for household type, non-electric	824	1 285	212	2 540
84192000	Medical, surgical or laboratory sterilisers	37 730	40 514	34 650	399 054
84193140	Dryers for agricultural product, electrically operated	356	7 210	80	57 311
84193190	Dryers for agricultural product, not electrically operated	-	217	-	3 732
84193210	Dryers for wood, paper pulp, paper/paperboard, electricallyoperated	55	15 055	1 000	72 000
84193220	Dryers for wood, paper pulp, paper/paperboard, notelectrically operated	-	49	-	125
84193911	Dryers of machinery for processing material by heating, forthe manufacture of PCB/PWB/PCA, electrically operated	-	5 651	-	47 766
84193919	Dryer, oth than for agricultural product, wood, paper pulp,paper/paperboard, electrically operated	107 731	658 727	848 892	5 435 862
84194010	Distilling or rectifying plant, electrically operated	20 914	158 103	91 609	690 728
84195010	Cooling towers	7 715	7 943	21 641	32 460
84195091	Heat exchange units, other than cooling tower, electricallyoperated	2 124	88 755	120 437	1 162 022
84195092	Heat exchange units, other than cooling tower, notnot electrically operated	425	235 825	6 073	1 046 972
84196010	Machinery for liquefying air/oth gas, electrically operated	39	230	191	2 179
84198110	Machinery, plant & equipment for making hot drinks/cooking/heating food, electrically operated	5 328	9 758	75 153	222 220
84198120	Machinery, plant & equipment for making hot drinks/cooking/heating food, not electrically operated	90 913	186 807	249 948	916 836
84198913	Machinery for processing material by heating, for themanufacture of PCB/PWB/PCA, electrically operated	-	130	-	350
84198919	Machinery, plant & equipment,oth than for making hot drink/cooking/heating food, electrically operated	65 260	501 183	888 979	7 826 495
84198920	Machinery, plant & equipment,oth than for making hot drink/cooking/heating food, not electrically operated	79 789	203 048	282 503	750 256
84199012	Parts of machinery for processing material by heating,for the manufacture of PCB/PWB/PCA, electrically operated	-	1 229	-	291 463
84199013	Parts of casings for cooling towers, electrically operated	-	34 336	-	196 300
84199019	Parts of mach plant/laboratory for cooking/roasting/drying/steaming/similar excl for domestic,electrically operated	10 907	89 480	24 458	682 748
84199022	Parts of instantaneous gas water heaters, household type,not electrically operated	-	30	-	118
84199029	Parts of mach plant/laboratory for cooking/roasting/drying/steaming/similar excl for domestic,non-electrically operated	7 942	185 604	40 915	1 077 747
84201010	Mach for dry film/liquid photo resist,photo-sensitive layer,solder paste,solder/adhesive material on PCB/PWB/component	-	44	-	6 523
84201020	Ironing machines or wringers for domestic use	-	227	-	882
84201090	Calendering/rolling mach,oth than for dry film/liquid photoresist/similar on PCB/PWB; ironing mach/wringer for domestic	13	153	682	859
84209110	Parts of mach for dry film/liquid photo resist/photo-sensitive layer/similar on PCB/PWB/component, cylinders	-	25	-	60
84209190	Parts of calendering/rolling mach oth than for dry film/liquid photo/similar on PCB/PWB, cylinders	-	2 896	-	15 108
84209990	Parts of calendering/rolling mach oth than for dry film/liquid photo/similar on PCB/PWB, not cylinders	-	2 098	-	28 561
84211100	Cream separators, centrifugal type	-	20	-	38
84211200	Clothes-dryers, centrifugal type	-	6 200	-	10 000
84211910	Centrifuges machinery used for sugar manufacture	-	1 095	-	16 225

Tabel 3 : Ekspor Indonesia menurut Komoditi (Kode HS 8 digit)

Oktober 2018

Kode H S	Uraian golongan barang	Berat bersih (Kg)		Nilai F.O.B. (U S \$)	
		Bulan ini	Kumulatif	Bulan ini	Kumulatif
(1)	(2)	(3)	(4)	(5)	(6)
84211990	Centrifuges machinery oth than used for sugar manufacture	38 550	233 513	110 135	788 381
84212111	Filtering machinery and apparatus of a capacity <= 500 l/hfor domestic use	4 224	30 541	13 498	118 071
84212119	Purifying machinery and apparatus of a capacity <= 500 l/hfor domestic use	17 894	296 137	89 732	2 524 272
84212122	Filtering or purifying machinery and apparatus for water ofa capacity > 500 l/h, electrically operated	3 572	80 659	23 790	367 962
84212123	Filtering or purifying machinery and apparatus for water ofa capacity > 500 l/h, not electrically operated	33	3 312	3 614	21 986
84212230	Filtering or purifying beverage other than water machinery of a capacity > 500 l/h, electrically operated	-	1 825	-	4 440
84212290	Filtering or purifying beverage other than water machinery of a capacity > 500 l/h, not electrically operated	350	13 099	15 000	288 658
84212311	Oil filters of internal combustion engines for machinery ofheading 84.29 or 84.30	1 982	33 456	26 035	235 957
84212319	Petrol filters of internal combustion engines for machineryof heading 84.29 or 84.30	17 292	81 801	61 825	637 558
84212321	Oil filters of internal combustion engines for motor vhclof Chapter 87	1 943 032	18 941 209	9 541 234	92 571 875
84212329	Petrol filter of internal combustion engines for motor vhclof Chapter 87	74 818	444 975	320 227	3 474 692
84212391	Oil filters of internal combustion engines other than formach of heading 84.29/84.30 and motor vehicle of Chapter 87	64	1 346	10 576	99 261
84212399	Petrol filters for internal combustion engine other than ofmach of heading 84.29/84.30 and motor vehicle of Chapter 87	4 453	69 790	20 710	503 613
84212910	Filtering or purifying machinery and apparatus for liquidsof a kind suitable for medical, surgical or laboratory use	-	54	-	4 947
84212930	Filtering or purifying machinery and apparatus for liquidsof a kind used in oil drilling operations	1 488	197 440	18 426	938 055
84212940	Petrol filter oth than for medical/surgical/laboratory use,sugar manufacture & oil drilling operations	111	860	2 322	14 880
84212950	Oil filter oth than for medical/surgical/laboratory use,sugar manufacture & oil drilling operations	72	1 777	2 560	24 436
84212990	Filtering/purifying mach & aparatus, oth than for medical/surgical/laboratory,sugar manufacture&oil drilling operation	8 514	103 828	99 786	906 655
84213110	Intake air filters of internal combustion engines for machof heading 84.29 or 84.30	-	2 742	-	11 225
84213120	Intake air filters of internal combustion engines for motorvehicles of Chapter 87	538 956	4 670 531	4 205 625	36 839 183
84213190	Intake air filters for internal combustion engines oth thanof mach of heading 84.29/84.30 and motor vhcl of Chapter 87	66 410	510 119	976 560	4 845 357
84213920	Air purifiers	2 492	123 644	67 494	587 162
84213990	Filtering/purifying mach & aparatus for gases	41 731	519 795	665 542	7 543 752
84219110	Parts of clothes dryers	3	2 251	1 128	32 489
84219120	Parts of centrifuge machinery of a kind used for sugarmanufacture	-	3	-	47
84219190	Parts of cream separators or centrifuge machinery oth thanused for sugar manufacture	21	2 147	7 458	131 745
84219921	Filtering cartridges of oil filter of mach of heading 84.29or 84.30 and motor vehicle of chapter 87	-	2 206	-	112 217
84219929	Filtering cartridges of petrol filter of mach of heading84.29 or 84.30 and motor vehicle of chapter 87	20 650	288 843	163 028	1 764 561
84219930	Parts of intake air filters for internal combustion engines	5 564	58 890	84 667	986 373
84219994	Parts of filtering machinery&apparatus of capacity<=500 l/hfor domestic use	-	116	-	1 995
84219996	Part of internal combustion engine oil filter for mach ofhead 84.29/84.30 & oth than for those/motor vhcl Chapter 87	-	350	-	12 331

Tabel 3 : Ekspor Indonesia menurut Komoditi (Kode HS 8 digit)

Oktober 2018

Kode H S	Uraian golongan barang	Berat bersih (Kg)		Nilai F.O.B. (U S \$)	
		Bulan ini	Kumulatif	Bulan ini	Kumulatif
(1)	(2)	(3)	(4)	(5)	(6)
84219997	Part of internal combustion engine petrol filter for machhead 84.29/84.30 & oth than for those/motor vhcl Chapter 87	-	18	-	40
84219998	Part of oil filter oth than for medical/surgical/laboratorysugar manufacture&oil drilling& filtering/purifying for gas	1 874	24 077	47 086	659 996
84219999	Part of filtering/purifying mach&aparatus for liquid/gas of 8421.21.19-90,8421.29.10,8421.29.30-40,8421.29.90,8421.39.20	198 361	430 432	576 642	2 985 197
84221100	Dish washing machines for household type	-	1 616	-	4 972
84221900	Dish washing machines not for household type	-	6 870	-	36 766
84223000	Mach for filling,closing,sealing/labelling bottle/can/box/oth; capsuling bottle/jars/tube/similar; aerating beverage	42 473	107 845	113 327	2 955 098
84224000	Packing/wrapping mach (including heat-shrink wrapping mach)	34 416	278 384	1 236 222	6 439 646
84229010	Parts of dish washing machines for household type	5	2 663	73	15 080
84229090	Parts of machine of heading 84.22, oth than of dish washingmachines for household type	7 658	141 026	117 698	2 189 635
84231010	Personal weighing machine, including baby scale; householdscale, electrically operated	66	1 820	179	73 981
84231020	Personal weighing machine, including baby scale; householdscale, not electrically operated	197	1 901	14 995	19 046
84232010	Scales for continuous weighing of goods on conveyors,electrically operated	5	115	30	245
84232020	Scales for continuous weighing of goods on conveyors,not electrically operated	60	563	462	774
84233010	Constant weight scale machinery of material into a bag orcontainer, including hopper scale, electrically operated	-	8 256	-	385 877
84233020	Constant weight scale machinery of material into a bag orcontainer, including hopper scale, not electrically operated	-	8 402	-	37 864
84238110	Weighing mach of capacity <= 30 kg, electrically operated,oth than of subhead 8421.10, 8423.20 or 8423.30	32 351	124 953	1 411 068	5 690 969
84238120	Weighing mach of capacity<= 30kg,not electrically operated,oth than of subhead 8421.10, 8423.20 or 8423.30	-	33	-	3 921
84238211	Weighing mach of 30 kg < capacity <= 1,000 kg,electrically operated, oth than of subhead 8421.10, 8423.20 or 8423.30	2 325	5 550	5 650	39 238
84238219	Weighing mach of 1,000kg < capacity <= 5,000kg,electricallyoperated, oth than of subhead 8421.10, 8423.20 or 8423.30	-	16 950	-	21 850
84238221	Weighing mach of 30kg< capacity <=1,000kg,not electrically operated, oth than of subhead 8421.10, 8423.20 or 8423.30	-	1	-	183
84238229	Weighing mach of 1,000kg<capacity<=5,000kg,not electricallyoperated, oth than of subhead 8421.10, 8423.20 or 8423.30	-	330	-	1 233
84238910	Weighing mach of capacity > 5,000kg, electrically operated,oth than of subhead 8421.10, 8423.20, or 8423.30	73	144 361	5 096	7 078 464
84238920	Weighing mach of capacity > 5,000kg, not electricallyoperated, oth than of subhead 8421.10, 8423.20 or 8423.30	0	360	50	37 464
84239010	Weighing machine weights	2	5 323	54	256 519
84239021	Part of weighing machinery, electrically operated, oth thanof weighing machine weight	4 974	98 837	178 977	5 255 219
84239029	Part of weighing machinery, not electrically operated, oththan of weighing machine weight	94	1 558	10 665	119 475
84241010	Fire extinguisher of kind for aircraft, whether/not charged	18	366	8 500	107 351
84241090	Fire extinguisher oth than of kind for aircraft,whether/notcharged	377	6 849	585	74 606
84242011	Spray gun & similar appliance, electrically operated, foragricultural / horticultural	-	118	-	101
84242019	Spray gun & similar appliance, electrically operated, oththan for agricultural / horticultural	4 709	21 217	81 567	1 036 777

Tabel 3 : Ekspor Indonesia menurut Komoditi (Kode HS 8 digit)

Oktober 2018

Kode H S	Uraian golongan barang	Berat bersih (Kg)		Nilai F.O.B. (U S \$)	
		Bulan ini	Kumulatif	Bulan ini	Kumulatif
(1)	(2)	(3)	(4)	(5)	(6)
84242021	Spray gun & similar appliance, not electrically operated,for agricultural / horticultural	40	54	472	1 377
84242029	Spray gun & similar appliance, not electrically operated,other than for agricultural / horticultural	-	646	-	1 696
84243000	Steam/sand blasting mach & similar jet projecting mach	16 235	49 649	72 951	480 019
84244110	Portable hand-operated insecticide sprayer	70 768	353 211	349 910	1 740 176
84244190	Portable sprayer oth than hand-operated insecticide,electrically operated, for agricultural/horticultural	119	928	21	3 131
84244910	Un-portable sprayer,electrically operated,for agricultural/horticultural	18 212	247 579	91 060	1 530 889
84248220	Mechanical appliances, electrically operated, foragricultural/horticultural,	-	8 200	-	2 225
84248910	Hand-operated household sprayers of capacity <= 3 l	13 480	99 936	47 963	341 749
84248920	Spray heads with dip tubes	216	973	1 220	5 595
84248940	Wet processing equipment;apparatus for the spot applicationof liquid;apparatus for the application of dry film/similar	-	675	-	6 582
84248950	Mechanical appliances, electrically operated, oth than foragricultural/horticultural	333	4 575	4 978	39 360
84248990	Mechanical appliances, not electrically operated, oth thanfor agricultural/horticultural	1	39	133	2 336
84249010	Parts of fire extinguishers	689	7 431	39 237	196 822
84249023	Parts of spray gun&similar appliance,electrically operated,oth than for agricultural / horticultural	-	126	-	5 045
84249029	Parts of spray gun & similar appliance, not electricallyoperated, oth than for agricultural / horticultural	161	1 681	32 658	191 656
84249030	Parts of steam/sand blasting mach & similar jet projectingmach	6 284	35 746	221 884	895 339
84249093	Parts of drip irrigation systems	-	440	-	221
84249099	Parts of goods of subheading 8424.89.10, 8424.89.20,8424.89.40, 8424.89.50 or 8424.89.90	19 525	185 007	157 734	1 409 777
84251100	Pulley tackle and hoists oth than skip hoist/hoist used forraising vehicle, powered by electric motor	4 520	46 415	22 482	491 278
84251900	Pulley tackle and hoists oth than skip hoist/hoist used forraising vehicle, powered oth than by electric motor	1 351	118 962	6 331	293 716
84253100	Winches; capstans, powered by electric motor	85	1 296 602	5 854	2 949 457
84253900	Winches; capstans, powered oth than by electric motor	11 504	138 398	39 489	555 318
84254100	Built-in jacking systems used in garages	-	1 562	-	3 799
84254210	Jacks used in tipping mechanisms for lorries, hydraulic	-	3 337	-	40 120
84254290	Jacks not used in tipping mechanisms for lorries, hydraulic	16 739	403 055	167 866	1 155 330
84254910	Hoists used for raising vehicles, electrically operated	947	17 879	3 339	126 762
84254920	Hoists used for raising vehicles, not electrically operated	7 260	82 456	21 074	268 847
84261100	Overhead travelling cranes on fixed support	-	929	-	5 313
84261200	Mobile lifting frames on tyres and straddle carriers	-	284 469	-	236 535
84261930	Gantry cranes	-	10 320	-	33 500
84261990	Transporter cranes	420 855	1 757 384	1 126 964	2 776 637
84262000	Tower cranes	-	30 685	-	62 680
84263000	Portal or pedestal jib cranes	3 750	479 250	7 615	1 175 803
84264100	Ships' derrick & works trucks fitted with crane on tyres,self-propelled	-	87 000	-	763 424
84264900	Ships' derrick&works trucks fitted with crane not on tyres,self-propelled	-	132 440	-	296 183
84269100	Ships' derrick & works trucks designed for mounting on roadvehicles	-	30 545	-	373 238
84269900	Ships' derrick & works trucks not designed for mounting onroad vehicles	247 356	625 099	469 310	2 130 149
84271000	Self-propelled trucks powered by an electric motor	8 365	23 999	12 300	49 986
84272000	Self-propelled trucks powered oth than by an electric motor	12 200	175 994	6 287	362 765
84279000	Fork-lift trucks	13 727	228 467	31 633	1 109 281

Tabel 3 : Ekspor Indonesia menurut Komoditi (Kode HS 8 digit)

Oktober 2018

Kode H S	Uraian golongan barang	Berat bersih (Kg)		Nilai F.O.B. (U S \$)	
		Bulan ini	Kumulatif	Bulan ini	Kumulatif
(1)	(2)	(3)	(4)	(5)	(6)
84281031	Lifts for passengers	-	5 054	-	11 765
84281039	Lifts for goods or materials	-	31 800	-	368 076
84282010	Pneumatic elevator & conveyor used for agriculture	80	17 167	1 800	522 010
84282090	Pneumatic elevator & conveyor used oth than for agriculture	10	38 120	1 884	250 524
84283210	Continuous-action elevator & conveyor, bucket type,used for agriculture	-	6 112	-	10 292
84283290	Continuous-action elevator & conveyor, bucket type,other than used for agriculture	4 876	98 744	24 441	791 689
84283390	Continuous-action elevator & conveyor, belt type,other than used for agriculture	41 650	47 922	122 000	293 469
84283910	Continuous-action elevator & conveyor, oth than bucket&belttype, used for agriculture	-	1	-	50
84283990	Continuous-action elevator & conveyor, oth than bucket&belttype, other than used for agriculture	-	47 550	-	503 770
84284000	Escalators and moving walkways	-	100 000	-	28 365
84286000	Teleferic, chair-lift, ski-dragline; traction mechanism for funiculars	-	40	-	10
84289020	Automated machinery for the transport, handling & storage of PCB, PWB or PCA	-	85	-	1 340
84289090	Lifting/handling/loading/unloading mach oth than escalator,lift,conveyor,teleferic,auto mach of PCB,mine wagon pusher	1 191	77 219	19 999	608 053
84291100	Bulldozers and angledozers, track laying	53 300	308 423	294 472	2 122 030
84291900	Bulldozers and angledozers, oth than track laying	144 000	1 876 556	23 270	1 490 968
84292000	Graders and levellers	-	81 267	-	199 290
84293000	Scrapers	-	4	-	20
84294030	Tamping machines	-	27 523	-	159 259
84294040	Vibratory smooth drum roller with a centrifugal force drum<= 20 t by weight	471 342	4 770 090	2 106 964	21 667 249
84294050	Vibratory road roller with a centrifugal force drum > 20 t by weight	-	32 746	-	84 258
84294090	Road roller other than vibratory	130 274	1 670 346	256 154	4 114 654
84295100	Front-end shovel loaders	1 421 955	10 137 424	9 462 087	69 632 347
84295200	Machinery shovels with a 360° revolving superstructure	4 746 094	45 854 831	19 547 309	180 497 445
84295900	Mechanic shovels,excavators & shove loaders, excl front-end shovel, mach 360 revolving superstructure	630 373	13 614 447	678 076	7 835 731
84301000	Pile-drivers and pile-extractors	-	58 312	-	341 490
84303900	Coal/rock cutters and tunneling machine, not self-propelled	131	40 147	725	110 831
84304100	Boring or sinking machinery; self-propelled, n.e.c. in heading no. 8430	44	760 920	31	2 082 943
84304910	Wellhead platforms&integratd produc modulessuitable for use in drilling operations	12 240	5 862 348	620 633	8 980 367
84304990	Oth boring/sinking machinery, not self-propelled, oth thanwellhead platforms&integratd produc modules	3 570	32 726	102 994	768 558
84305000	Machinery; for handling earth, minerals or ores, self-propelled, n.e.c. in heading no. 8430	-	59 224	-	2 707 745
84306100	Tamping/compacting machinery, not self propelled	-	5 609	-	23 643
84306900	Machinery; for moving, levelling, scraping, grading, excavating earth minerals or ores; not self propelled n.e.c in 84.30	4 855	11 741	95 051	111 693
84311013	Parts suitable for used of electric pulley tackle & hoists,winches and capstans, jacks	-	220 609	-	3 091 055
84311019	Parts suitable for used oth of electric pulley tackle&hoists, winches and capstans, jacks	854	149 846	1 943	666 954
84311022	Parts suitable for used of non-electric pulley tackle&hoists, winches and capstans, jacks	4	4 004	99	1 124
84311029	Parts suitable for used oth of non-electric pulley tackle& hoists, winches and capstans, jacks	1 905	369 329	6 317	1 014 963
84312010	Parts suitable for used of self-propelled fork-lift trucks	10	25 034	6 216	96 813
84312090	Parts suitable for used of not self-propelled fork-liftrucks	181 306	200 543	318 738	631 348

Tabel 3 : Ekspor Indonesia menurut Komoditi (Kode HS 8 digit)

Oktober 2018

Kode H S	Uraian golongan barang	Berat bersih (Kg)		Nilai F.O.B. (U S \$)	
		Bulan ini	Kumulatif	Bulan ini	Kumulatif
(1)	(2)	(3)	(4)	(5)	(6)
84313110	Parts suitable for used of passengers lifts&escalatorsand moving walkways	-	40 907	-	52 447
84313120	Parts suitable for used of non passengers lift&skip hoists	12 954	144 646	48 184	677 116
84313910	Part suitable for mach 84.28,excl lift,skip hoist/escalator,of subhead 8428.20.10/8428.32.10/8428.33.10/8428.39.10	157	59 449	6 244	359 693
84313950	Parts suitable for machinery 84.28,oth than lift,skip hoist/escalators, of goods of subhead 8428.90	-	6 388	-	56 051
84313990	Parts suitable for oth machinery 84.28, oth than lift,skip hoist/escalators	16 478	355 691	64 100	2 662 231
84314110	Buckets, shovels, grabs and grips,for ships' derricks,cranes, mobile lifting and work truck fitted with a crane	1 825	42 808	29 822	202 080
84314190	Buckets, shovels, grabs and grips,for fork-lift trucks,oth works trucks fitted with lifting/handling equipment	89 394	1 225 863	211 202	1 796 853
84314200	Bulldozer or angledozer blades	50 856	51 876	266 800	300 603
84314300	Parts of boring/sinking machinery of oth boring/sinkingmachinery	125 551	2 576 280	2 265 403	23 103 991
84314910	Parts suitable for ships derricks, cranes, oth than buckets,shovels, grabs and grips,bulldozer/angledozer blades	594 953	5 711 113	862 689	8 349 541
84314920	Cutting edges or end bits for scrapers,graders/levellers	1 631 564	12 357 126	6 362 338	50 599 326
84314940	Cutting edges or end bits for buldozeror angledozer blades	-	10 310	-	14 295
84314950	Parts of road rollers	111 709	1 155 568	298 608	3 160 343
84314960	Oth parts of machinery of snow-ploughs and snow-blowers	-	56 100	-	40 500
84314990	Oth parts suitable use of oth moving, grading, levelling,scraping, excavating, tamping, compacting	4 774 583	42 431 682	14 955 832	132 919 493
84321000	Ploughs	-	45	-	40
84322900	Scarifiers, cultivators, weeders, hoesand oth harrows	1 135	42 160	918	40 927
84323100	No-till direct seeders, planters and transplanters	-	474	-	539
84324100	Manure spreaders	-	1 675	-	4 000
84328010	Other machinery for soil preparation/cultivationof agricultural/horticultural	15 535	28 763	133 334	243 865
84328090	Other machinery for soil preparation/cultivation	24	1 055	975	3 334
84329010	Parts of machinery of subheading 8432.80.90	10 156	90 041	204 934	1 872 413
84329090	Parts of oth agricultural, holticultural/forestry mach for soil preparation/cultivation	130	1 875	463	12 410
84331100	Mowers for lawns,parks/sports-grounds, powered, with cutting device rotating on horizontal plane	456	29 507	930	801 825
84331990	Mowers for lawns,parks/sports-grounds, powered, with oth than cutting device rotating on horizontal plane	384	2 794	338	3 862
84332000	Mowers; n.e.c. in item no. 8433.1 (including cutter bars for tractor mounting)	-	18	-	223
84334000	Straw or fodder baler,including pick-upbalers	-	22 330	-	194 428
84335100	Combined harvester-threshers macinery	-	106 453	-	702 746
84335200	Threshing machinery; other than combine harvester-threshers	-	590	-	7 950
84335300	Root or tuber harvesting machines	-	240	-	438
84339010	Parts of castors wheels, of a diameter 100mm<diameter<250mmwheel's width>30mm	294	1 037	169	483
84339020	Parts of powered mowers for lawn, parks/sport-grounds	200	235	750	1 104
84339090	Parts of oth harvesting/threshing machinery	543	12 592	2 734	67 169
84341010	Milking machines, electrically operated	4	48	1 688	24 778
84342010	Dairy machinery, electrically operated	2 250	26 260	230 000	2 962 460
84349010	Suitable parts of milking & dairy mach. with electrically operated	-	80	-	3 054
84349090	Suitable parts of milking & dairy mach. with not electrically operated	-	110	-	46 985
84351010	Presses,crushers&similar mach. used in manfc of wine, ciderfruit juices/similar, electrically operated	840	31 481	1 830	151 489
84351020	Presses,crushers&similar mach. used in manfc of wine, ciderfruit juices/similar, not electrically operated	-	303	-	547

Tabel 3 : Ekspor Indonesia menurut Komoditi (Kode HS 8 digit)

Oktober 2018

Kode H S	Uraian golongan barang	Berat bersih (Kg)		Nilai F.O.B. (U S \$)	
		Bulan ini	Kumulatif	Bulan ini	Kumulatif
(1)	(2)	(3)	(4)	(5)	(6)
84359010	Parts of presses,crushers&similar mach. used in manfc of wine, cider, fruit juices/similar, elect operated	-	20	-	28
84359020	Parts of presses,crushers&similar mach. used in manfc of wine, cider, fruit juices/similar, not elect operated	-	100	-	200
84361010	Machinery for preparing animal feedingstuffs, electrically operated	-	7 675	-	35 641
84362110	Poultry incubators & brooders, electrically operated	3 600	7 629	495	42 238
84362120	Poultry incubators & brooders, not electrically operated	1 131	1 596	52 997	58 319
84362910	Poultry-keeping machinery, electric operated	-	7 759	-	53 420
84368011	Oth agricultural/holticultural machinery, electricallyoperated	-	1 174	-	12 080
84368019	Oth forestry, poultry-keep/bee-keep machinery, electricallyoperated	-	494	-	1 906
84368029	Oth forestry, poultry-keep/bee-keep machinery, notelectrically operated	-	2 335	-	101 879
84369110	Parts of poultry-keep mach./poultry incubator&broodersof elect operated mach. and equipment	-	31 081	-	381 445
84369919	Parts of oth forestry, poultry-keep/bee-keep machinery electrically operated & equipments	-	252	-	1 035
84369921	Parts of oth agricultural/holticultural mach.non-electrically operated & equipments	-	100	-	200
84371010	Mach. for cleaning,sorting/grading seed for grains; winnowing&similar clean mach, electrically operated	2 300	2 690	36 150	42 721
84371020	Mach. for cleaning,sorting/grading seed for grains; winnowing&similar clean mach, not electrically operated	775	775	89	89
84371030	Mach. for cleaning,sorting/grading seed for oth than grainselectrically operated	250	3 205	116	24 999
84371040	Mach. for cleaning,sorting/grading seed for oth than grainsnot electrically operated	-	772	-	1 632
84378010	Rice hullers & cone type rice mills machinery, electricallyoperated	-	1 619	-	4 133
84378020	Rice hullers & cone type rice mills machinery, notelectrically operated	975	22 227	2 071	97 917
84378030	Industrial type coffee and corn mills machinery, electrically operated	-	13 215	-	36 666
84378040	Industrial type coffee and corn mills machinery, notelectrically operated	-	634	-	2 830
84378051	Polishing mach. for rice,sifting&sieving mach bran cleaning&husking mach, electrically operated	-	5 598	-	71 170
84378059	Other machine used in the milling indust or working of cerals, electrically operated	493	7 686	1 341	52 676
84378061	Polishing mach. for rice,sifting&sieving mach bran cleaning&husking mach, not electrically operated	1 420	6 706	21 425	35 367
84378069	Other machine used in the milling indust or working of cerals, not electrically operated	5	96	10	2 281
84379011	Parts of elect operated mach for cleaning, sorting/gradingseed, grain/dried vegetables	15	15	25	25
84379019	Parts of elect operated mach for used in the milling industry/for the working of cereals/dried vegetables	650	22 506	600	53 616
84379029	Parts of non elect operated mach for used in the milling industry/for the working of cereals/dried vegetables	34 518	265 143	143 534	1 157 299
84381010	Bakery mach&mach.for manufacture of macarony, spagetior similar products, electrically operated	66 662	547 233	957 369	5 029 755
84381020	Bakery mach&mach.for manufacture of macarony, spagetior similar products, not electrically operated	206	15 044	2 000	31 595
84382010	Mach.for the manufacture of confectionery, cocoa/chocolateelectrically operated	-	9 769	-	177 839
84383010	Mach.for sugar manufacture, electrically operated	15 690	16 190	15 000	19 800
84385010	Mach.for the preparation of meat or poultry, electricallyoperated	-	1 345	-	46 440

Tabel 3 : Ekspor Indonesia menurut Komoditi (Kode HS 8 digit)

Oktober 2018

Kode H S	Uraian golongan barang	Berat bersih (Kg)		Nilai F.O.B. (U S \$)	
		Bulan ini	Kumulatif	Bulan ini	Kumulatif
(1)	(2)	(3)	(4)	(5)	(6)
84385020	Mach.for the preparation of meat or poultry, notelectrically operated	50	50	300	300
84386010	Mach.for the preparation of fruits, nuts or vegetables,electrically operated	350	13 198	20 248	135 615
84386020	Mach.for the preparation of fruits, nuts or vegetables,not electrically operated	250	794	2 450	7 322
84388011	Coffee pulpers, electrically operated	-	30 669	-	664 174
84388012	Coffee pulpers, not electrically operated	-	14 290	-	22 935
84388091	Other machine for the industrial preparation/manufacture,electrically operated	8 080	160 346	178 107	3 439 257
84388092	Other machine for the industrial preparation/manufacture,not electrically operated	24	24	235	235
84389011	Parts of goods of electric machinery for sugar manufacture	-	450	-	2 700
84389012	Parts of electric coffee pulpers	-	3	-	5
84389019	Parts of goods of oth elect mach for industrial preparationor manufacture of food/drink, oth than sugar &coffee pulper	17 894	278 719	312 593	4 638 922
84389022	Parts of non electric coffee pulpers	-	25	-	25
84389029	Parts of goods of oth non elect mach for industrialprep/manufact of food/drink, oth than sugar &coffee pulper	282	103 973	698	423 540
84391000	Machinery for making pulp of fibrou scellulosic material	-	3	-	1 304
84393000	Machinery for finishing paper/paperboard	-	1 088	-	19 330
84399100	Part of machine for making pulp of fibrous cellulosic material	-	15 105	-	67 149
84399900	Parts of machine for making/finishing paper/paperboard	16 089	327 343	160 062	2 359 575
84401010	Book-binding machinery, incl book-sewing machines,electrically operated	-	1 320	-	33 865
84409020	Parts of book-binding machinery, incl book-sewing machinesof non-electrically operated machines	-	200	-	9 018
84411010	Cutting paper pulp, paper/paperboard machines,electrically operated	1 876	35 545	6 115	230 854
84411020	Cutting paper pulp, paper/paperboard machines,not electrically operated	25	267	10	28 320
84412010	Machine for making bags, sacks /envelopes,electrically operated	-	169 325	-	620 040
84412020	Machine for making bags, sacks /envelopes,not electrically operated	-	8 600	-	7 900
84413010	Mach.for making cartons, boxes, cases, tubes, drums, orsimilar containers, oth than by moulding, elect operated	-	4 538	-	130 916
84414010	Mach.for moulding articles in paper pulp, paper/paperboardelectrically operated	-	1 705	-	4 250
84418010	Oth machinery for making up paper pulp,paper/paperboardelectrically operated	60	290 362	693	3 637 226
84419010	Parts of mach.for making up paper pulp, paper/paperboard,of electrically operated machines	3 836	28 578	161 385	746 578
84419020	Parts of mach.for making up paper pulp, paper/paperboard,of non electrically operated machines	-	638	-	17 300
84423010	Mach,aparatus&equip for preparing/making plates, cylinders/other printing components, electrically operated	-	1 838	-	15 890
84423020	Mach,aparatus&equip for preparing/making plates, cylinders/other printing components, not electrically operated	6	19	69	229
84424010	Part of electric machinery, aparatus&equip for preparing/making plates, cylinders/other printing components	-	939	-	24 710
84424020	Part of non-electric machinery, aparatus&equip for preparing/making plates, cylinders/other printing component	-	64	-	33 292
84425000	Plates, cylinders&oth print components, plates,cyl & lithograph stones, prepared for print purpose	322	19 083	63 109	496 523
84431100	Offset printing machinery, reel-fed	452	285 483	2 123	672 167
84431300	Printing machinery; offset, n.e.c. in item no. 8443.1	42 662	325 448	40 588	1 427 091

Tabel 3 : Ekspor Indonesia menurut Komoditi (Kode HS 8 digit)

Oktober 2018

Kode H S	Uraian golongan barang	Berat bersih (Kg)		Nilai F.O.B. (U S \$)	
		Bulan ini	Kumulatif	Bulan ini	Kumulatif
(1)	(2)	(3)	(4)	(5)	(6)
84431400	Letterpress printing machinery, reel-fed,excl flexographic printing	1 740	1 740	22 194	22 194
84431500	Letterpress printing machinery, oth than reel-fed,excl flexographic printing	25 000	25 025	386 860	386 915
84431600	Flexographic printing machinery	-	64	-	66
84431900	Printing machinery; used for printing by means of plates, cylinders and other printing components of heading 84.42, n.e.c. in item no. 8443.1	1 540	35 599	73 098	198 287
84433111	Colour printer copier, printing by the ink-jet process, capable of connect to an auto data process mach/to network	545	14 443	2 806	656 975
84433119	Non-colour printer copier, printing by the ink-jet process, capable of connect to an auto data process mach/to network	2 853	32 364	5 305	63 231
84433121	Colour printer copier, printing by the laser process, capable of connect to an auto data process mach/to network	10	192	86	3 381
84433129	Non-colour printer copier, printing by the laser process, capable of connect to an auto data process mach/to network	-	56	-	490
84433131	Combination printer-copier-facsimile machines, colour, capable of connect to an auto data process mach/to network	-	8 028	-	13 077
84433191	Combination printer-copier-scanner-facsimile machines, capable of connect to an auto data process mach/to network	5 437 599	41 917 186	101 439 092	787 668 879
84433199	Oth mach which perform >= 2 function of printing, copying/facs, capable of connect to an auto data process/network	8	1 768	188	47 958
84433211	Dot matrix printers, colour, capable of connect to an auto data processing mach/to a network	-	519	-	41 000
84433219	Dot matrix printers, non colour, capable of connect to an auto data processing mach/to a network	549 677	5 187 601	10 556 192	96 329 899
84433221	Printer ink-jet printers, colour, capable of connect to an auto data processing mach/to a network	631 943	7 220 501	9 718 757	110 580 593
84433229	Printer ink-jet printers, non colour, capable of connect to an auto data processing mach/to a network	2 361	6 049	2 344	49 468
84433231	Laser printers, colour, capable of connect to an auto data processing mach/to a network	-	203	-	3 997
84433239	Laser printers, non colour, capable of connect to an auto data processing mach/to a network	-	431	-	6 275
84433249	Facsimile machines, non colour, capable of connect to an auto data processing mach/to a network	-	981	-	16 674
84433250	Screen printing mach. for the manufacture of PCB/PWB, capable of connect to an auto data process mach/to network	-	1 599	-	183 625
84433260	Plotters, capable of connect to an auto data process mach/to network	-	78	-	138
84433290	Oth printers, copying mach & facsimile, not combined; capable to connect to network	180 087	1 862 314	6 725 382	57 686 240
84433910	Electrostatic photocopying apparatus operat by reproduce the original image directly onto the copy (direct process)	-	540	-	9 136
84433930	Other photocopying apparatus incorporating an optical system	-	1 583	-	4 358
84433940	Ink-jet printer, not capable of connect to a network	-	688	-	74 692
84433990	Oth printers, copying mach & facsimile, not capable to connect to a network	947	2 799	33 878	95 526
84439100	Parts & acc of printing mach used for printing by means of plates, cylinder & oth printing components of head 84.42	316 985	2 163 976	15 490 354	115 947 047
84439910	Parts & acc of screen printing mach for the manufactur of PCB/PWB	24	122	3 115	20 785
84439920	Ink-filled printer cartridges	61 959	2 023 010	1 181 126	45 798 967
84439930	Paper feeders, paper sorters	-	200	-	2 100

Tabel 3 : Ekspor Indonesia menurut Komoditi (Kode HS 8 digit)

Oktober 2018

Kode H S	Uraian golongan barang	Berat bersih (Kg)		Nilai F.O.B. (U S \$)	
		Bulan ini	Kumulatif	Bulan ini	Kumulatif
(1)	(2)	(3)	(4)	(5)	(6)
84439990	Parts and accessories of other printing machinery	58 552	745 306	3 279 812	23 674 024
84440010	Mach. For extruding, drawing, texturing/cutting man-made textile materials, electrically operated	15 808	46 910	46 500	220 287
84451110	Carding machines, electrically operated	420 000	1 637 624	96 000	577 979
84451210	Combing machines, electrically operated	-	75 980	-	256 000
84451310	Drawing/roving machines, electrically operated	-	83 674	-	491 600
84451940	Oth machines for preparing textile fibres, electrically operated	-	209 984	-	339 307
84452010	Textile spinning machines, electrically operated	34 785	630 361	28 450	1 123 702
84453010	Textile doubling or twisting machines, electrically operated	-	120 890	-	122 962
84454010	Textile winding (incl weft-winding) or reeling machines, electrically operated	-	162 442	-	503 793
84454020	Textile winding (incl weft-winding) or reeling machines, not electrically operated	6 463	81 263	26 089	880 694
84459010	Mach. for preparing textile for use on electric operated mach for weaving and knitting/stitch-bonding	-	16 794	-	289 328
84461010	Weaving machines (looms) for weaving fabrics of a width <=30 cm, electrically operated	-	4 579	-	165 883
84462900	Weaving machines (looms) for weaving fabrics of a width >30 cm, oth than power looms shuttle type	-	6 666	-	54 034
84463000	Weaving machines (looms) for weaving fabrics of a width >30 cm, shuttleless type	-	111 086	-	71 000
84471110	Circular knitting mach with cylinder diameter <=165 mm, electrically operated	2	261 252	256	740 267
84472010	Flat knitting machines, stitch-bonding machines, electrically operated	3 000	118 770	15 000	409 700
84479010	Mach for making gimped yarns, tulle, lace, embroidery & mach for tufting, electrically operated	15 076	139 680	48 304	612 863
84479020	Mach for making gimped yarns, tulle, lace, embroidery & mach for tufting, not electrically operated	-	2	-	486
84481110	Dobbies and Jacquard, card reducing, copying, punching/assembling mach for use therewith, electrically operated	-	9 452	-	19 889
84481910	Oth auxiliary mach for electric operated mach for knitting, weaving, preparing textile fibres, and extruding/drawing	441	4 827	3 285	15 304
84481920	Oth auxiliary mach for nonelectric operated mach for knitting, weaving, preparing textile fibres, and extruding	-	628	-	6 006
84482000	Parts & acc or auxiliary machines of machine for extruding, drawing, texturing/cutting man-made textile materials	4 287	55 767	404 214	4 357 582
84483200	Part & acc of machines for preparing textile fibres, oth than card clothing	-	31	-	1 092
84483300	Spindel, spindel flyers, spinning rings and ring travellers	221	5 701	6 297	182 604
84483900	Machines; parts and accessories of machines or auxiliary machinery of heading no. 8445, n.e.c. in item no. 8448.3	1 325	118 495	33 852	130 774
84484200	Reeds for looms, healds and heald-frames	223	9 144	17 141	662 379
84484911	Shuttles for electrically operated machines	-	256	-	1 360
84484991	Oth parts & acc of weaving machines/of their auxiliary mach, other than shuttles, of electrically operated machines	10 119	47 348	187 386	2 465 426
84484992	Oth parts & acc of weaving machines/of their auxiliary mach, other than shuttles, of non electrically operated machines	800	831	8 980	9 385
84485100	Sinker, needles and other articles used on forming stitches	1 446	1 492	26 542	31 654
84485900	Machines; parts and accessories of machines or auxiliary machinery of heading no. 8447, other than sinkers, needles and other articles used in forming stitches	119	9 811	631	207 635
84490010	Mach for the manufct of finishing of felt/nonwovens in the piece/in shapes, incl for making hats, elect operated	-	44	-	6 000
84490020	Mach for the manufct of finishing of felt/nonwovens in the piece/in shapes, incl for making hats, not elect operated	-	25	-	200

Tabel 3 : Ekspor Indonesia menurut Komoditi (Kode HS 8 digit)

Oktober 2018

Kode H S	Uraian golongan barang	Berat bersih (Kg)		Nilai F.O.B. (U S \$)	
		Bulan ini	Kumulatif	Bulan ini	Kumulatif
(1)	(2)	(3)	(4)	(5)	(6)
84501110	Household/laundry-type washing mach,full-auto mach, each of a dry linen capacity<=6 kg	160	5 216	367	5 255
84501190	Household/laundry-type washing mach,full-auto mach, each of a dry linen capacity>6 kg but<=10kg	17 256	150 134	59 277	498 815
84501210	Household/laundry-type washing mach, with built-in centrifugal drier, each of a dry linen capacity<=6 kg	200	11 570	1 482	55 990
84501290	Household/laundry-type washing mach, with built-in centrifugal drier, each of a dry linen 6kg>capacity<=10kg	52 363	463 979	210 143	1 815 013
84501911	Other household/laundry-type washing mach, electricallyoperated, each of a dry linen capacity<=6 kg	15	52	25	60
84501919	Other household/laundry-type washing mach, electricallyoperated, each of a dry linen capacity>6 kg but not<=10kg	-	30	-	570
84501991	Other household/laundry-type washing mach, not electricallyoperated, each of a dry linen capacity<=6 kg	-	40	-	28
84501999	Other household/laundry-type washing mach, not electricallyoperated, each of a dry linen capacity>6 kg but not<=10kg	-	3 096	-	8 620
84502000	Household/laundry-type waching mach, each of a dry linen capacity>10kg	6 206	9 448	27 581	43 228
84509010	Parts of washing machine with each of a dry linen cap>10kg	-	600	-	236
84509020	Parts of washing machine with each of a dry linen cap<=10kg	1 458	17 051	10 393	190 671
84511000	Dry cleaning machines	-	64 456	-	196 867
84512100	Drying machines, each of a dry linen capacity<=10 kg	-	5 346	-	63 005
84512900	Drying machines, each of a dry linen capacity>10 kg	-	36 108	-	80 105
84513010	Single roller type domestic ironing machines	200	1 287	333	66 973
84513090	Ironing machines and presses (incl. fusing presses), other than single roller type	-	3 329	-	24 281
84514000	Washing, bleaching or dyeing machines	4 489	13 919	66 828	138 771
84515000	Machines for reeling, unreeling, folding, cutting/pinking textile fabrics	2 901	8 563	46 359	240 062
84518000	Machinery; wringing, dressing, finishing, coating/impregnating textile yarns, fabrics/made up textile articles; applying paste to base fabric used in manufacture/floor coverings	40 437	228 051	50 853	311 618
84519090	Parts of machines of a dry linen capacity>10 kg	2	1 395	20	10 256
84521000	Sewing machines of the household type	170	56 549	675	233 395
84522100	Sewing machines; (not household type), automatic units	16 356	197 122	40 455	1 681 625
84522900	Sewing machines; not household or automatic unit type	6 421	48 395	23 587	407 241
84523000	Sewing machine needles	-	244	-	28 794
84529011	Arm&beds, stans with or w/o centre frames, flywheel, belt guards, treadles/pedals of household type of sewing machines	25 284	169 336	27 530	193 617
84529012	Furniture, bases and covers and parts there of householdtype of sewing machines	14 280	67 512	24 514	104 334
84529019	Oth parts of sewing machines of machinery of householdtype of sewing machines	19	35 187	60	152 741
84529091	Arm&beds, stans with or w/o centre frames, flywheel, belt guards, treadles/pedals of non household type sewing machine	-	141	-	2 368
84529092	Furniture, bases and covers and parts there of machineryof non household type of sewing machine	-	25	-	200
84529099	Oth parts of sewing machines of machinery of non householdtype of sewing machines	-	10 365	-	22 978
84531010	Machinery for preparing, tanning/working hides, skins/leather, electrically operated	-	29 854	-	113 548
84532010	Machinery for making/repairing footwear, electricallyoperated	87 530	223 930	693 683	1 266 030
84532020	Machinery for making/repairing footwear, not electricallyoperated	36	17 083	100	61 150
84538010	Oth mach for make/repaires footwear,oth than sewing machine,electrically operated	121 844	214 328	646 545	1 266 031

Tabel 3 : Ekspor Indonesia menurut Komoditi (Kode HS 8 digit)

Oktober 2018

Kode H S	Uraian golongan barang	Berat bersih (Kg)		Nilai F.O.B. (U S \$)	
		Bulan ini	Kumulatif	Bulan ini	Kumulatif
(1)	(2)	(3)	(4)	(5)	(6)
84538020	Oth mach for make/repaire footwear,oth than sewing machine,not electrically operated	-	175	-	427
84539000	Parts of machinery for preparing,tanning/working hides,skins, leather	101	17 789	2 933	206 987
84541000	Converters	24	1 313	8 215	24 015
84542000	Ingot moulds and ladles	2 472	53 528	18 478	699 884
84543000	Casting machines	31 205	57 251	366 203	617 671
84549000	Partrs of converts, ladles, ingot moulds & casting machines	21 362	34 469	46 524	777 104
84551000	Tube mills	152 814	152 815	700 000	700 016
84552200	Cold rolling mills	-	2 000	-	3 000
84553000	Rolls of rolling mills	-	112	-	11 511
84559000	Metal-rolling mills; parts thereof	-	1 669 439	-	325 115
84561100	Mach tool for work any material by removal material,operated by laser	1 190	33 364	85 118	561 026
84561200	Mach tool for work any material by removal material,operated by oth light/photon beam processes	-	1	-	286
84562000	Mach tool for work any material by removal material,operated by ultrasonic processes	-	1 043	-	62 153
84564010	Mach tool for work any material by removal material,by plasma arc processes, for manufact of PCB/PWB	-	270	-	26 085
84564090	Mach tool for work any material by removal material,by plasma arc processes, for oth than manufact of PCB/PWB	-	702	-	38 590
84565000	Water-jet cutting machines	-	95	-	151
84569090	Wet processing equip for application by immersion ofelectrical solutions, for oth purposes	400	529	1 124	13 405
84571010	Machining centres of spindle power <= 4kW	4	29 507	3 276	43 537
84571090	Machining centres of spindle power > 4 kW	4 200	76 955	27 771	975 814
84573000	Multi-station transfer machines	-	22	-	605
84581110	Horizontal lathes, numerical controlled,spindle power<=4 kW	-	7 000	-	20 000
84581190	Horizontal lathes, numerical controlled,spindle power >4 kW	25 279	37 928	347 056	413 173
84581990	Horizontal lathes, not numerical controlled, with thedistance between the main spindle centre&the bed>300mm	4 000	22 723	3 118	33 328
84589100	Lathes; for removing metal, numerically controlled, other than horizontal lathes	14 960	196 255	15 000	48 543
84589910	Oth than horizontal lathes, not numerical controlled, with the distance between the main spindle centre&the bed<=300mm	-	170	-	4 350
84589990	Oth than horizontal lathes, not numerical controlled, with the distance between the main spindle centre&the bed>300mm	4 525	64 678	7 598	309 937
84591010	Way-type unit head machines, electrically operated	93 974	94 916	531 658	574 492
84591020	Way-type unit head machines, not electrically operated	-	196	-	322
84592100	Machine-tools; for drilling by removing metal, numerically controlled	-	35	-	965
84592910	Other drilling machines, not numerically controlled,electrically operated	-	2 886	-	83 941
84592920	Other drilling machines, not numerically controlled,not electrically operated	-	2 487	-	331 396
84593910	Other boring-milling machines, not numerically controlled,electrically operated	795	4 307	969	68 384
84594100	Machine-tools; for boring by removing metal, numerically controlled boring machines, n.e.c. in heading 8459	-	9	-	2 584
84594910	Other boring machines, not numerically controlled,electrically operated	-	416	-	16 060
84595100	Milling machines, knee-type, numerically controlled	-	4 375	-	4 035
84595910	Milling machines, knee-type, not numerically controlled,electrically operated	-	454	-	166
84596100	Machine-tools; for milling by removing metal, (not knee-type), numerically controlled	1 913	1 913	10 191	10 191
84596910	Other milling machines, not numerically controlled,electrically operated	-	16 000	-	2 500

Tabel 3 : Ekspor Indonesia menurut Komoditi (Kode HS 8 digit)

Oktober 2018

Kode H S	Uraian golongan barang	Berat bersih (Kg)		Nilai F.O.B. (U S \$)	
		Bulan ini	Kumulatif	Bulan ini	Kumulatif
(1)	(2)	(3)	(4)	(5)	(6)
84596920	Other milling machines, not numerically controlled, not electrically operated	-	65	-	375
84597010	Other threading or tapping machines, electrically operated	-	6 631	-	117 942
84601900	Flat-surface grinding machines, not numerically controlled	4 638	15 975	70 104	112 592
84602300	Machine-tools; cylindrical grinding machines (excluding flat-surface and centreless), numerically controlled	1	5 737	10	8 627
84602400	Machine-tools; grinding machines (excluding flat-surface, cylindrical and centreless), numerically controlled	-	1 180	-	668
84602910	Other grinding machines, not numerically controlled, electrically operated	-	26 902	-	86 142
84602920	Other grinding machines, not numerically controlled, not electrically operated	46	317	3 281	32 121
84603110	Mach tools, numerically controlled, for sharpening drilling bits, shank diameter ≤ 3,175mm, fixed collets, power ≤ 0.74kW	-	1 401	-	30 398
84603190	Mach tools, numeric controlled, for sharpen drill bits other than shank diameter ≤ 3,175mm, fixed collets, power ≤ 0.74kW	-	7 888	-	33 426
84604010	Honing or lapping machines, electrically operated	3 171	8 569	39 672	54 766
84609010	Oth mach-tools for deburring, sharpening, grinding, honing, lapping, or similar, electrically operated	2 172	8 149	13 633	144 507
84609020	Oth mach-tools for deburring, sharpening, grinding, honing, lapping, or similar, not electrically operated	168	1 108	363	7 196
84612010	Shaping or slotting machines, electrically operated	-	5 089	-	392 791
84614010	Gear cutting, gear grinding/gear finishing machines, electrically operated	38	1 939	1 000	2 195
84614020	Gear cutting, gear grinding/gear finishing machines, not electrically operated	-	1 000	-	11 407
84615010	Sawing or cutting-off machines, electrically operated	3 300	39 840	54 168	164 625
84615020	Sawing or cutting-off machines, not electrically operated	-	287	-	466
84619011	Oth mach-tool for planing, shaping, gear cutting, not elsewhere specified, planing machines, electrically operated	-	1 906	-	5 835
84619019	Oth mach-tool for planing, shaping, gear cutting, not elsewhere specified, other than planing machines, electric operated	-	153 746	-	138 806
84619099	Oth mach-tool for planing, shaping, gear cutting, not elsewhere specified, other than planing machines, not electric operated	1 192	320 858	80 776	1 076 414
84621010	Forging or die-stamping (incl presses) & hammers, electrically operated	260	236 690	2 710	920 081
84621020	Forging or die-stamping (incl presses) & hammers, not electrically operated	-	7 354	-	27 586
84622100	Bending, folding, straightening/flattening mach (incl presses), numerically controlled	13 348	162 654	25 822	918 598
84622910	Bending, folding, straightening/flattening mach (incl presses), not numerically controlled, electrically operated	-	48 366	-	2 123 806
84622920	Bending, folding, straightening/flattening mach (incl presses), not numerically controlled, not electric operated	-	43	-	1 826
84623100	Shearing mach (incl presses), other than combined punching & shearing mach, numerically controlled	-	523	-	123 414
84623910	Shearing mach (incl presses), other than combined punching & shearing mach, not numerically controlled, electric operated	-	164	-	2 625
84623920	Shearing mach (incl presses), other than combined punching & shearing mach, not numerically controlled, not electric operate	-	3 383	-	11 633
84624910	Punching/notching machines (incl presses), incl combined punching & shearing, not numerically controlled, electric operate	-	1 879	-	85 345

Tabel 3 : Ekspor Indonesia menurut Komoditi (Kode HS 8 digit)

Oktober 2018

Kode H S	Uraian golongan barang	Berat bersih (Kg)		Nilai F.O.B. (U S \$)	
		Bulan ini	Kumulatif	Bulan ini	Kumulatif
(1)	(2)	(3)	(4)	(5)	(6)
84624920	Punching/notching machines (incl presses),incl combinedpunching&shearing, not numerical controll, not elect operate	-	2 900	-	53 574
84629100	Hydraulic presses	-	3 708	-	41 527
84629910	Mach for the manufct of boxes,cans&similar containers of tin plate, electrically operated	-	13 900	-	46 088
84629920	Mach for the manufct of boxes,cans&similar containers of tin plate, not electrically operated	-	250	-	24
84629950	Oth mach-tools for (incl presses) working metal by forging,hammering/die-stamping, electrically operated	2 615	32 849	6 513	62 985
84629960	Oth mach-tools for (incl presses) working metal by forging,hammering/die-stamping, not electrically operated	-	51	-	172
84631010	Draw-benches for bars, tubes, profiles, wire/the like,electrically operated	-	38 205	-	177 521
84633010	Machines for working wire, electrically operated	31 162	66 210	45 292	601 479
84633020	Machines for working wire, not electrically operated	-	30	-	0
84639010	Other mach-tools for working metals/cermets, w/o removingmaterial, electrically operated	-	3 158	-	140 177
84641010	Sawing machines for working stone, ceramics/like mineralmaterials/for cold-working glass, electrically operated	227	10 499	114	12 578
84642010	Grinding/polishing mach for working stone, ceramics/likemineral material/for cold-work glass,electric operated	-	110	-	3 302
84649010	Oth machines for working stone, ceramics/like mineralmaterials/for cold-working glass, electrically operated	5 999	30 575	658	23 245
84649020	Oth machines for working stone, ceramics/like mineralmaterials/for cold-working glass, not electrically operated	-	9 714	-	11 916
84651000	Mach which can carry out diff types of machining operationsw/o tool change between such operations	-	19 336	-	156 753
84652000	Machining centres	-	430	-	1 105
84659110	Sawing machines for scoring PCB/ PWB or PCB/PWB substrateselectrically operated	-	74 941	-	663 959
84659120	Oth sawing machines for scoring PCB/ PWB or PCB/PWB substrates, electrically operated	35	9 676	436	120 951
84659130	Oth sawing machines for scoring PCB/ PWB or PCB/PWB substrates, not electrically operated	-	26	-	352
84659210	Planing, milling/moulding mach for routing PCB/PWB or PCB/PWB substrates, accepting router bits with shank D<=3.175mm	20	7 308	65 756	216 200
84659220	Oth planing, milling/moulding (by cutting) machines,electrically operated	-	1 250	-	85 683
84659310	Grinding, sanding or polishing machines, for working woodcork, bone/similar hard materials, electrically operated	-	148	-	835
84659410	Bending/assembling mach, for working wood, cork, bone/similar hard materials, electrically operated	-	40 541	-	99 515
84659420	Bending/assembling mach, for working wood, cork, bone/similar hard materials, not electrically operated	-	250	-	940
84659530	Other drilling/morticing machines, for working wood, cork,bone/similar hard materials, electrically operated	32	2 777	625	61 119
84659610	Splitting, slicing/paring machines, for working wood, cork,bone/similar hard materials, electrically operated	-	43 745	-	215 994
84659620	Splitting, slicing/paring machines, for working wood, cork,bone/similar hard materials, not electrically operated	-	4	-	34
84659950	Mach for deburring the surfaces of PCB/PWB during manufact,mach for scoring&laminating presses for PCB/PWB/substrates,	-	1 835	-	46 002

Tabel 3 : Ekspor Indonesia menurut Komoditi (Kode HS 8 digit)

Oktober 2018

Kode H S	Uraian golongan barang	Berat bersih (Kg)		Nilai F.O.B. (U S \$)	
		Bulan ini	Kumulatif	Bulan ini	Kumulatif
(1)	(2)	(3)	(4)	(5)	(6)
84659960	Oth mach tools for working wood, cork, bone/similar hardmaterials, electrically operated	13	72 180	259	421 513
84659990	Oth mach tools for working wood, cork, bone/similar hardmaterials, not electrically operated	1 200	37 817	30 676	49 159
84661010	Tool holder&self-opening diehead for mach of 84569010, 84569020/84603110/84659110/84659210/84659510/84659950	250	1 862	4 653	56 072
84661090	Tool holder&self-opening diehead for mach oth of 84569010&84569020/84603110/ 84659110/84659210/84659510/84659950	1 949	19 749	17 019	208 271
84662010	Work holders for mach of 85469010, 84569020, 84603110,84659110, 84659210, 84659510, 84659950	-	538	-	30 003
84662090	Work holders for mach oth than of 85469010, 84569020,84603110, 84659110, 84659210, 84659510, 84659950	38 492	282 345	90 782	1 017 051
84663090	Dividing heads&oth special for mach oth than of subheading84569020, 84603110, 84659110, 84659210, 84659510/84659950	17 446	307 406	609 346	7 923 207
84669100	Parts & accessories suited for use solely/principally; for the machines of heading no. 8464, n.e.c. in heading no. 8466	-	114	-	13 474
84669210	Oth parts & accessories for machines of subheading 84659110, 84659210, 84659510 or 84659950	-	931	-	11 519
84669290	Oth parts & acc for mach of head 8465 oth than subheading 84659110, 84659210, 84659510 or 84659950	363	4 098	2 892	266 611
84669320	Oth parts & accessories for machines of subhead 84564010,84569020 or 84603110	-	20	-	3 970
84669390	Oth parts & accessories for machines of head 8456 to 8461oth than subhead 84564010,84569020 or 84603110	11 006	73 879	271 967	2 188 137
84669400	Machine-tools; parts and accessories, for the machines of heading no. 8462 or 8463, n.e.c. in heading no. 8466	2 591	122 311	63 350	1 703 623
84671100	Tools for working in the hand pneumatic rotary tipe (including combined rotary-percussion)	-	11 794	-	73 210
84671900	Tools for working in the hand pneumatic other rotary tipe (including combined rotary-percussion)	3 444	5 743	111 834	159 600
84672100	Drills of all kinds with self-contained electric motor	4 639	18 915	56 619	344 795
84672200	Saws with self-contained electric motor	929	3 036	2 381	25 944
84672900	Tools; for working in the hand, with self-contained electric motor; other than saws and drills	11	6 093	356	65 858
84678100	Chains saws with self-contained electric motor	2 923	6 044	27 935	56 665
84678900	Tools; for working in the hand, (other than chain saws), hydraulic or with self-contained non-electric motor, (not pneumatic)	815	7 073	6 404	106 095
84679110	Part of chains saws of electro-mechanical type	16 414	18 030	51 374	76 310
84679190	Other part of chains saws of electro-mechanical type	-	88 135	-	432 530
84679200	Parts of tools working in the hand of pneumatic	-	1 868	-	4 131
84679910	Other parts of tools of goods of drills, saws & all kinds non-electric motor	4 594	44 367	18 194	174 142
84679990	Other parts of tools of goods of other than drills, saws and all kinds, non-electric motor	-	337	-	14 729
84681000	Hand-held blow pipes	-	905	-	4 187
84682010	Hand-operated (not hand-held) gas welding or brazing appliances for metal	400	9 624	1 188	378 145
84682090	Other hand-operated (not hand-held) gas welding or brazing appliances for other than metal	1 630	3 638	6 989	22 660
84688000	Machinery and apparatus; for soldering, brazing or welding, whether or not capable of cutting, n.e.c. in heading no. 8468	1	10 087	983	35 751
84689020	Parts of goods of gas welding or brazing appliaances formetal	-	50	-	1 089

Tabel 3 : Ekspor Indonesia menurut Komoditi (Kode HS 8 digit)

Oktober 2018

Kode H S	Uraian golongan barang	Berat bersih (Kg)		Nilai F.O.B. (U S \$)	
		Bulan ini	Kumulatif	Bulan ini	Kumulatif
(1)	(2)	(3)	(4)	(5)	(6)
84689090	Parts of goods of gas welding or brazing appliances for other than metal	5 736	78 155	197 956	3 121 326
84701000	Electronic calc,pocket-size data recording, reproducing and displaying machines with calculating functions	552	1 461	501	7 229
84702100	Calculating machines; electronic, incorporating a printing device, needing an external source of power	10	20	298	348
84702900	Calculating machines; electronic, (not incorporating a printing device), needing an external power source	687	9 951	2 511	61 291
84703000	Calculating machines; non-electronic	213	5 039	8 573	26 868
84705000	Cash register	176 241	1 716 651	2 888 778	23 225 561
84709090	Ticket-issuing machines and similar machines	144	82 233	13 776	6 889 216
84713020	Laptops including notebooks and subnotebooks	1 249	15 038	32 594	869 811
84713090	Oth portable automatic data processing machines, weighting<= 10 kg	1 166	9 088	156 094	982 208
84714110	Personal computers excl portable computer,CPU& I/O unit whether or not combined	1 444	48 405	1 688	85 459
84714190	Other PC excluding portable computer,CPU& I/O unit whether or not combined	209 845	990 953	8 858 969	50 539 301
84714910	Personal computers in the form of systems excl portable computers (laptop/notebook)	50	253	450	27 459
84714990	Other personal computers in the form of systems excluding portable computers (laptop/notebook)	399	5 466	70 827	237 383
84715010	Processing units for personal (incl. portable) computers not comprising & not presented in the form systems systems	2 354	26 348	58 227	8 309 591
84715090	Oth processing unit for personal comp.(excl.portable comp) not comprising & not presented in the form systems systems	1 041	12 848	136 076	901 462
84716030	Computer keyboards	38	701	578	11 171
84716040	Mouses, light pens, joysticks, track balls, and touch sensitive screens	26 807	295 893	1 373 823	15 867 359
84716090	Other input or output units, whether or not containing storage units in the same housing	97 313	1 051 779	3 698 820	39 639 410
84717010	Floppy disk drive	1	65	25 250	149 032
84717020	Hard disk drive	3 827	27 775	473 466	3 853 592
84717030	Tape drive	75	621	5 454	61 785
84717040	Optical disk drives, including CD-ROM drives, DVD drives and CD-R drives	82	2 973	16 852	227 028
84717050	Proprietary format storage device incl media therefor with or without removable media, optical or other technology	251	7 087	12 589	279 465
84717091	Proprietary format storage automated backup systems	-	1 628	-	27 977
84717099	Oth proprietary format storage devices incl media therefor with or without removable media, optical or other technology	115	34 561	35 959	714 381
84718010	Control and adaptor units	805	14 474	32 729	1 676 651
84718070	Sound cards or video cards	11	2 010	2 207	48 071
84718090	Other control units	9	4 733	1 697	407 662
84719010	Bar code readers	86 423	661 216	3 613 820	41 394 891
84719030	Electronic fingerprint identification systems	-	2 645	-	35 424
84719040	Other optical character readers	143	1 185 911	24 079	46 497 492
84719090	Other units of automatic data processing machines :	21 799	230 516	1 870 667	28 214 374
84721010	Duplicating machines with electrically operated	-	1	-	577
84721020	Duplicating machines with not electrically operated	-	9	-	693
84723010	Machines for sorting,folding,inserting,opening, closing/sealing mail, etc postage stamps with electrically operated	-	14	-	1 368
84723020	Machines for sorting,folding,inserting,opening, closing/sealing mail, etc postage stamps with non elect operated	-	6	-	208
84729010	Automatic teller machines	473	10 452	15 621	345 347
84729049	Oth typewriters auto oth than printers of heading 8443	34 352	219 327	404 472	2 477 204
84729060	Other word-processing machines with electrically operated	-	3 618	-	65 807
84729090	Other word-processing mach with not electrically operated	240	2 220	103	4 519

Tabel 3 : Ekspor Indonesia menurut Komoditi (Kode HS 8 digit)

Oktober 2018

Kode H S	Uraian golongan barang	Berat bersih (Kg)		Nilai F.O.B. (U S \$)	
		Bulan ini	Kumulatif	Bulan ini	Kumulatif
(1)	(2)	(3)	(4)	(5)	(6)
84732100	Parts of the electronic calculating machines of subheading 84701000, 84702100 or 84702900	-	225	-	52 355
84732900	Parts of the electronic calculating machines oth thansubheading 84701000, 84702100 or 84702900	26 166	186 114	636 297	3 711 596
84733010	Parts and accessories assembled printed circuit boards of the machines of heading 8471	51 819	465 211	10 680 844	97 368 908
84733090	Parts and accessories assembled other than printed circuit boards of the machines of heading 8471	1 061 128	8 225 190	14 892 995	160 690 662
84734010	Parts and accessories of the machines of heading 8472 for electrically operated machines	2 662	21 909	464 188	5 876 671
84734020	Parts and accessories of the machines of heading 8472 for non electrically operated machines	44	3 597	24 003	328 152
84735010	Parts and accessories suitable for use with the machines of heading 8471	-	573	-	1 295
84735090	Parts and accessories suitable for use with the machines of heading 8470 and 8472	16 803	151 858	705 045	5 933 689
84741010	Sorting, screening, separating or washing machines electrically operated	68 664	977 645	541 224	6 722 173
84741020	Sorting, screening, separating or washing machines non electrically operated	-	400	-	184
84742011	Crushing or grinding machines stone electrically operated for stone	-	16 760	-	28 294
84742019	Crushing or grinding machines stone electrically operated for other than stone	434	6 273	598	26 973
84742029	Crushing or grinding machines stone not electrically operated for other than stone	-	7 921	-	23 079
84743110	Concrete or mortar mixers electrically operated	3 864	22 086	61 500	99 153
84743120	Concrete or mortar mixers not electrically operated	250	16 725	1 394	95 560
84743219	Machines for mixing mineral substances with bitumen electrically operated of an output capacity > 80 t/h	-	1 810	-	1 593
84743229	Machines for mixing mineral substances with bitumen not electrically operated of an output capacity > 80 t/h	-	350	-	570
84743910	Other machines for mixing mineral substances with bitumen electrically operated	-	4 400	-	26 230
84748010	Machinery for agglomerating, shaping or moulding, for forming foundry moulds of sand electrically operated	-	22 554	-	95 820
84748020	Machinery for agglomerating, shaping or moulding, for forming foundry moulds of sand not electrically operated	-	220	-	400
84749010	Other machinery for agglomerating, shaping/moulding, for forming foundry moulds of sand electrically operated	3 178 041	34 744 831	7 951 264	87 968 667
84749020	Other machinery for agglomerating, shaping/moulding, for forming foundry moulds of sand not electrically operated	3 991	178 339	49 092	539 390
84751010	Machines for assembling electric/electronic lamps, tubes/valves/flashbulbs, in glass envelopes, electrically operated	-	86	-	245
84751020	Machines for assembl electric/electronic lamps,tubes/valvesor flashbulbs, in glass envelopes, not electrically operated	-	14	-	364
84752900	Machines; for manufacturing or hot working glass or glassware, not for making optical fibres and preforms thereof	-	54	-	111
84759010	Parts machines for making optical fibres of electrically operated	1 065	6 849	58 904	545 222
84762100	Automatic beverage-vending machines incorporating heating or refrigerating devices	9 259	85 839	103 253	907 894
84762900	Machines; automatic beverage-vending machines, not incorporating heating or refrigerating devices	-	3	-	76
84768900	Machines; automatic goods-vending machines, not incorporating heating or refrigerating devices	-	2 143	-	9 345

Tabel 3 : Ekspor Indonesia menurut Komoditi (Kode HS 8 digit)

Oktober 2018

Kode H S	Uraian golongan barang	Berat bersih (Kg)		Nilai F.O.B. (U S \$)	
		Bulan ini	Kumulatif	Bulan ini	Kumulatif
(1)	(2)	(3)	(4)	(5)	(6)
84769000	Parts automatic goods-vending machines incorporating heating or refrigerating devices	15 253	578 345	155 344	19 386 305
84771010	Injection machines for moulding rubber	5 109	255 687	29 700	1 030 886
84771031	Injection machines for plastics, poly (vinyl chloride)	26 386	92 769	375 008	865 594
84771039	Other injection machines for plastics	19 421	764 515	359 882	3 026 977
84772010	Extruders machine for rubber	-	16 405	-	141 390
84772020	Extruders machine for plastics	-	14 029	-	308 331
84773000	Blow moulding machines	124 111	149 920	702 887	766 069
84774010	Vacuum machines for moulding or forming rubber	-	12 035	-	10 100
84774020	Vacuum machines for moulding or forming plastics	-	22 803	-	43 620
84775910	Other machines for moulding or forming rubber	389	10 836	250	226 762
84775920	Other machines for moulding or forming plastics	750	1 551	5 200	7 652
84778010	Other machine for working rubber/products from rubber, electrically operated	4 370	50 249	39 651	585 244
84778031	Lamination presses for the manufacture of PCB/PW electrically operated	-	1 064	-	50 359
84778039	Other lamination presses for plastics/products from plastics electrically operated	243	68 536	19 805	463 332
84778040	Other machine for working plastics/products from plastics, not electrically operated	-	1 500	-	3 500
84779010	Parts of machine for working rubber/products from rubber, electrically operated	246	136 898	28 736	296 426
84779020	Parts of machine for working rubber/products from rubber, not electrically operated	1 462	3 046	3 443	39 281
84779032	Parts of lamination presses for the manufacture of PCB/PW electrically operated	1 755	9 167	172 528	699 647
84779039	Parts of electric machine for working plastic&products other than lamination presses for manufacture of PCB/PWB	237	171 829	7 692	955 516
84779040	Parts of non-electric machine for working plastics/products from plastics materials	352	7 144	5 250	131 173
84781010	Machines for preparing or making up tobacco, electrically operated	20 268	85 763	728 611	3 850 308
84781020	Machines for preparing or making up tobacco, not electrically operated	16 041	168 486	182 986	1 781 027
84789010	Parts of machines for preparing or making up tobacco, electrically operated	6 536	22 130	76 410	739 267
84789020	Parts of machines for preparing or making up tobacco, not electrically operated	-	72	-	17 117
84791010	Machines for public works/building/the like, electrically operated	719	349 060	118 303	530 172
84791020	Machines for public works/building/the like, not electrically operated	-	975	-	17 462
84792010	Machines for the extraction/preparation of animal/fixed vegetable fats or oils, electrically operated	-	15 219	-	250 978
84792020	Machines for the extraction/preparation of animal/fixed vegetable fats or oils, not electrically operated	-	124	-	560
84793010	Machines presses for particle board/building and treating wood/cork, electrically operated	-	300	-	2 480
84793020	Machines presses for particle board/building and treating wood/cork, not electrically operated	50	69	33	116
84794010	Rope or cable-making machines, electrically operated	200	8 683	6 000	16 511
84795000	Industrial robots machines, not elsewhere specified/included	9 607	26 005	406 663	640 284
84796000	Machines evaporative air coolers	2 271	9 766	6 131	136 328
84797100	Passenger boarding bridges of kind a used in airports	-	772 169	-	3 098 015
84797900	Machinery and mechanical appliances; passenger boarding bridges, other than of a kind used in airports	362	21 941	70 845	120 782
84798110	Machines for treating metal, including electric wire coilwinders, electrically operated	2 100	29 540	2 000	236 282

Tabel 3 : Ekspor Indonesia menurut Komoditi (Kode HS 8 digit)

Oktober 2018

Kode H S	Uraian golongan barang	Berat bersih (Kg)		Nilai F.O.B. (U S \$)	
		Bulan ini	Kumulatif	Bulan ini	Kumulatif
(1)	(2)	(3)	(4)	(5)	(6)
84798120	Machines for treating metal, including electric wire coilwinders, not electrically operated	-	13 800	-	194 145
84798210	Mixing, kneading, crushing, grinding, screening, sifting, homogenising, emulsifying/stirring machines, electrically operated	11 868	124 823	156 631	1 849 152
84798220	Mixing, kneading, crushing, grinding, screening, sifting, homogenising, emulsifying/stirring machines, not elect. operated	1 151	5 185	12 661	27 840
84798920	Machinery or apparatus for assembling CPU daughter boards and the regeneration of chemical solution used, elect.operated	361	16 752	70 133	214 238
84798931	Automatic service-vending machines, electrically operated	-	3 033	-	139 265
84798939	Other automatic service-vending machines, electrically operated	190 895	826 912	2 319 157	11 930 902
84798940	Other automatic service-vending machines, not electrically operated	12 008	233 719	253 679	2 651 367
84799020	Parts of goods of subheading 8479.89.20	17 268	103 465	167 868	604 305
84799030	Parts of machines of machine subheading 8479.89.20, electrically operated	18 624	166 692	1 032 672	5 559 167
84799040	Parts of machines of machine subheading 8479.89.20, not electrically operated	30 903	256 689	223 676	9 924 898
84801000	Moulding boxes for metal foundry	4	30 832	328	313 999
84802000	Mould bases	15 073	282 299	22 826	1 253 640
84803010	Moulding patterns of copper	-	2 357	-	3 399
84803090	Moulding patterns of other materials	36 110	445 665	276 297	2 892 903
84804100	Moulds for metal/metal carbides injection or compression types	5 343	91 656	135 497	2 608 960
84804900	Moulds; for metal or metal carbides, other than injection or compression types	40 157	190 009	835 606	3 600 731
84805000	Moulds for glass	-	1 000	-	35 978
84806000	Moulds for mineral materials	4 062	800 750	5 520	1 956 351
84807110	Moulds for footwear soles, injection or compression types	6 208	111 351	117 600	1 215 999
84807190	Other moulds for rubber plastics, injections types	58 604	580 520	1 478 601	9 091 770
84807910	Moulds for footwear soles, not injection/compression types	309	84 101	22 910	625 310
84807990	Other moulds for rubber plastics, not injections types	11 713	56 019	129 718	2 156 334
84811011	Sluice / gate valves with 5 cm ? internal diameter ? 40 cm	11	2 393	525	19 985
84811019	Other sluice / gate valves of iron or steel	2 490	28 742	18 775	355 161
84811021	Sluice / gate valves of copper/copper alloy an internal diameter<= 2,5 cm	82	1 677	397	10 476
84811022	Sluice / gate valves of copper/copper alloy an internal diameter > 2,5 cm	-	765	-	1 810
84811091	Sluice / gate valves of plastics, 1 cm<=internal diameter<=2,5 cm	-	347	-	2 293
84811099	Other taps, cocks, valves & similar appliances for pipes, boiler shells, tanks, vats or the like	63 188	675 875	774 728	7 525 560
84812010	Sluice/gate valves for oleohydraulic or pneumatic transmissions 5 cm<=internal diameter<=40 cm	4	1 212	1 056	73 010
84812020	Sluice/gate valves of copper/alloy 1 cm ? int.diam ? 2,5 cm of plastics 1 cm<=int.diam<=2,5 cm for oleohydr/pneumatic	2 100	28 414	2 843	24 556
84812090	Other sluice/gate valves for oleohydraulic or pneumatic	15 481	66 689	350 360	1 342 877
84813010	Swing check-valves, of cast iron, with 4 cm<=an inlet of internal diameter ?60 cm	281 709	2 377 863	2 765 272	23 412 816
84813020	Swing check-valves of copper or copper alloys, with an internal diameter<= 2.5 cm	-	168	-	6 614
84813040	Swing check-valves of plastics, with 1 cm<=internal diameter<=2,5 cm	6	132	280	11 249
84813090	Other swing check-valves, of cast iron, with 4 cm<=an inlet of internal diameter ?60 cm	2 681	18 501	44 982	518 603
84814010	Safety or relief valves of copper or copper alloys,with an internal diameter of<=2.5 cm	13 164	13 164	72 600	72 600

Tabel 3 : Ekspor Indonesia menurut Komoditi (Kode HS 8 digit)

Oktober 2018

Kode H S	Uraian golongan barang	Berat bersih (Kg)		Nilai F.O.B. (U S \$)	
		Bulan ini	Kumulatif	Bulan ini	Kumulatif
(1)	(2)	(3)	(4)	(5)	(6)
84814030	Safety or relief valves of plastics,with 1 cm<=internal diameter<=2,5 cm	-	11	-	91
84814090	Other safety or relief valves	3 408	208 733	103 748	4 418 447
84818011	Valves for inner tubes of copper or copper alloys	25	1 140	743	20 605
84818012	Valves for inner tubes of other materials	7 200	21 675	34 574	151 771
84818013	Valves for tubeless tyres of copper or copper alloys	-	2	-	161
84818014	Valves for tubeless tyres of other materials	-	749	-	904
84818022	Liquefied Petroleum Gas (LPG) cylinder valves of copper or copper alloys with inlet/outlet internal diameters > 2.5 cm	-	1 215	-	9 949
84818030	Cocks and valves, whether or not fitted with piezo-electric igniters, for gas stoves or ranges	867	2 434	48 823	69 459
84818040	Aerated or carbonated liquid bottle valves; valves for gas operated beer dispensing units	-	1 813	-	5 818
84818050	Mixing taps and valves	3 167	28 477	70 412	575 312
84818061	Manually operated gate valves of cast iron with 5 cm<=an internal diameter<=40 cm	-	62	-	1 399
84818062	Other manually operated gate valves of cast iron	51 441	772 939	910 547	13 151 618
84818063	Other gate valves and butterfly valves of cast iron	2 955	5 799	8 000	62 804
84818065	Other hog nipple waterers of plastics	-	43	-	2 163
84818067	Other nipple joint valves	1	877	1	3 916
84818071	Ball valves of plastics with 1 cm<=internal diameter<=2,5 cm	-	16	-	209
84818072	Other ball valves of plastics	1 767	38 129	20 750	795 433
84818073	Gate valves, manually operated, of iron or steel with 5 cm<=an internal diameter<=40 cm	34 010	170 449	416 347	2 613 588
84818074	Gate valves, manually operated, of iron or steel with an internal diameter > 40 cm	319	12 931	4 335	170 801
84818077	Gate valves, manually operated, of iron or steel with an internal diameter < 5 cm	-	8 410	-	73 037
84818078	Manifold valves of plastics with 1 cm<=internal diameter<=2,5 cm	-	3	-	109
84818079	Other manifold valves of plastics	322	2 413	2 562	28 781
84818081	Pneumatically controlled valves of plastics with 1 cm<=internal diameter<=2,5 cm	26	1 981	380	33 467
84818082	Other pneumatically controlled valves of plastics	306	2 267	11 817	102 749
84818085	Other valves of plastics with an inlet diameter < 1 cm	-	776	-	1 232
84818087	Fuel cut-off valves for vehicles of heading 8702, 8703/8704	3	20	1	500
84818088	Other fuel cut-off valves for vehicles of plastics	-	6	-	840
84818089	Other, manually operated, weighing ? 3 kg of steel/nickel	2	743	49	4 149
84818091	Water taps of copper or copper alloy, with an internal diameter<=2.5 cm	23	1 109	2 189	29 039
84818092	Fuel cut-off valves for vehicles of copper/alloy of heading 8702, 8703 or 8704	2	85	329	1 640
84818099	Other fuel cut-off valves for vehicles of copper/alloy	115 073	1 314 388	1 738 372	18 163 066
84819010	Housings for sluice or gate valves with inlet or outlet of 50 mm ?an internal diameter<=400 mm	12 430	124 449	228 851	2 672 806
84819021	Bodies, for water taps with internal diameter ? 25 mm	2 091	51 112	34 151	397 271
84819023	Other bodies for taps, cocks,valves,with internal diameter<=25 mm	6 432	69 647	81 015	795 387
84819029	Other parts for taps,cocks.valves,with internal diameter<=25 mm	-	4 937	-	27 201
84819039	Valve bodies or stems of inner tube/ tubeless tyre valves of other materials	-	90	-	1 533
84819041	Valve cores of inner tube or tubeless tyre valves of copper or alloy copper	-	320	-	5 898
84819049	Valve cores of inner tube or tubeless tyre valves of other materials	-	1 649	-	33 318
84819090	Other parts of housing for sluice or gate valves	107 308	812 632	962 415	6 837 878
84821000	Ball bearings	642 076	6 664 596	13 425 204	131 844 713

Tabel 3 : Ekspor Indonesia menurut Komoditi (Kode HS 8 digit)

Oktober 2018

Kode H S	Uraian golongan barang	Berat bersih (Kg)		Nilai F.O.B. (U S \$)	
		Bulan ini	Kumulatif	Bulan ini	Kumulatif
(1)	(2)	(3)	(4)	(5)	(6)
84822000	Tapered roller bearings, including cone and tapered roller assemblies	11 260	13 354	158 208	436 229
84823000	Spherical roller bearings	69 167	209 858	328 536	1 404 230
84824000	Needle roller bearings	32	9 461	1 255	143 611
84825000	Bearings; cylindrical roller bearings n.e.c. in heading no. 8482	72	7 019	1 241	55 445
84828000	Bearings; n.e.c. in heading no. 8482, including combined ball/roller	94 765	1 181 913	215 945	2 767 007
84829100	Parts of ball, needles and rollers	417 077	3 550 958	2 102 000	17 900 109
84829900	Bearings; parts, (other than balls, needles and rollers)	12 171	190 374	162 091	1 875 833
84831010	Transmission shafts and cranks for machinery of heading 84.29 or 84.30	67 437	330 004	651 253	2 485 394
84831024	Cam shafts and crank shafts for engines of vehicles of heading 8711	230 442	2 626 702	2 062 097	23 437 587
84831025	Other cam shafts and crank shafts for engines of vehicles of a cylinder capacity<=2000 cc	60 088	407 402	866 598	4 962 005
84831026	Other cam shafts and crank shafts for engines of vehicles of 2000 cc<cylinder capacity<=3000 cc	145 448	1 314 500	966 982	9 077 276
84831027	Other cam shafts and crank shafts for engines of vehicles of a cylinder capacity>3000 cc	321 619	2 605 139	643 205	5 238 763
84831031	Cam shafts and crank shafts for marine propulsion engines of an output<=22.38 kW	-	910	-	485
84831039	Cam shafts and crank shafts for marine propulsion engines of an output>22.38 kW	1 891	7 980	8 774	23 996
84831090	Other cam shafts and crank shafts for engines of vehicles	39 269	325 713	388 024	3 412 144
84832020	Bearing housings, incorporating ball or roller bearings for machinery of heading 8429 or 8430	-	822	-	6 787
84832090	Other bearing housings, incorporating ball/roller bearings	14	8 462	15	54 608
84833030	Bearing housings, not incorporating ball or roller bearings for engine and vehicles of chapter 87	27 845	242 872	545 116	4 305 932
84833090	Other bearing housings, not incorporating ball or roller bearings	52 875	392 412	370 105	3 986 032
84834020	Gears and gearing for marine vessels	8	652	2 648	46 189
84834030	Gears and gearing for machinery of heading 8429 or 8430	85 142	884 875	1 448 391	17 898 915
84834040	Gears and gearing for vehicles of chapter 87	47 195	286 484	515 797	3 561 618
84834090	Other gears and gearing, transmission elements presented separately including torque converters :	218 522	2 258 294	1 740 076	17 115 574
84835000	Flywheels and pulleys, including pulley blocks	435 476	4 180 490	996 259	9 591 067
84836000	Clutches and shaft couplings (including universal joints)	54 525	339 883	324 728	3 655 155
84839011	Toothed wheels, chain sprockets and other transmissions for tractors of subheading 870110 or 870191 to 870195	-	2 263	-	39 856
84839013	Toothed wheels, chain sprockets and other transmissions for other tractors of heading 8701	55 340	197 188	48 421	191 371
84839014	Toothed wheels, chain sprockets and other transmissions for goods of heading 8711	57 210	507 773	546 283	4 744 438
84839015	Toothed wheels, chain sprockets and other transmissions for other goods of chapter 87	-	6 962	-	28 923
84839019	Other parts of goods of transmission shafts (incl cam shaft and crank shafts) and cranks	16 619	72 707	128 060	595 133
84839091	Other toothed wheels, chain sprockets & other transmission for tractors of subheading 870110 or 870191 to 870195	-	2	-	246
84839093	Other toothed wheels, chain sprockets & other transmission for other tractors of heading 8701	-	247	-	3 345
84839094	Other toothed wheels, chain sprockets & other transmission for goods of heading 8711	-	8 406	-	58 391
84839095	Other toothed wheels, chain sprockets & other transmission for goods of chapter 87	25 883	325 031	333 274	3 652 808
84839099	Other toothed wheels, chain sprockets & other transmission elements presented separately	230 155	1 830 915	1 948 436	16 940 543
84841000	Gaskets and similar joints of metal sheeting combined with other material or of two or more layers of metal	60 975	466 083	1 442 872	12 435 222

Tabel 3 : Ekspor Indonesia menurut Komoditi (Kode HS 8 digit)

Oktober 2018

Kode H S	Uraian golongan barang	Berat bersih (Kg)		Nilai F.O.B. (U S \$)	
		Bulan ini	Kumulatif	Bulan ini	Kumulatif
(1)	(2)	(3)	(4)	(5)	(6)
84842000	Mechanical seals	214 594	1 496 800	3 633 834	26 410 622
84849000	Gasket sets or assortments of gaskets and similar joints; dissimilar in composition, put up in pouches, envelopes or similar packings	16 969	579 550	325 837	6 089 717
84861020	Apparatus for rapid heating of semiconductor wafers	-	383	-	243
84861030	Spin dryers for semiconductor wafer processing	-	117	-	27 624
84861090	Other machines and apparatus for the manufacture of boules or wafers	-	404	-	5 103
84862021	Ion implanters for doping semiconductor materials	-	1	-	48
84862031	Deflash machines; spraying appliances for etching, stripping or cleaning semiconductor wafers	-	830	-	17 453
84862032	Equipment for dry-etching patterns on semiconductor materials	-	233	-	6 475
84862051	Dicing machines for scribing/ scoring semiconductor wafers	290	344	615	664
84862091	Laser cutters for cutting contacting tracks in semiconductor production by laser beam	-	1 333	-	965 830
84862092	Machines for bending, folding and straightening semiconductor leads	-	500	-	150
84862093	Resistance heated furnaces and ovens for the manufacture of semiconductor devices on semiconductor wafers	-	2 410	-	6 101
84862094	Inductance or dielectric furnaces and ovens for the manufacture of semiconductor devices on semiconductor wafers	-	27	-	15 585
84862095	Automated machines for the placement or the removal of components or contact elements on semiconductor materials	24	24	1 094	1 094
84862099	Other laser cutters for cutting contacting tracks in semiconductor production by laser beam	15	1 023	363	423 383
84863010	Apparatus for dry etching patterns on flat panel display substrates	-	1	-	57
84863090	Machines for the manufacture of flat panel display	-	30	-	50
84864020	Die attach apparatus, tape automated, wire bonders and encapsulation equipment for the assembly of semiconductors	1 503	35 665	21 073	293 398
84864030	Moulds for manufacture of semiconductor devices	-	1 830	-	16 612
84864040	Optical stereoscopic microscopes for the handling and transport of semiconductor wafers or reticles	1	74	20	41 028
84864090	Apparatus oth opt. stereoscopic, photomicrographic, electron beam microscopes, pattern generating for trans. smcondctor	0	856	5 200	11 550
84869011	Parts and accessories of apparatus for rapid heating of semiconductor wafers	-	1 728	-	6 300
84869013	Parts & acces of machines for removal of material, by laser/other light/photon beam in the prod. of smcondctor wafers	-	22	-	18 167
84869014	Parts and accessories tool holders & self-opening dieheads for sawing monocrystal semiconductor boules	311	329	14 161	14 462
84869015	Parts and accessories other than tool holders & self-opening dieheads machines for processing of semiconductor wafers	-	104	-	2 935
84869016	Parts and accessories of grinding, polishing and lapping machines for processing of semiconductor wafers	-	8	-	275
84869019	Other parts & access. of machines for sawing monocrystal semiconductor boules into slices, or wafers into chips	-	837	-	69 399
84869025	Parts and accessories other than tool holders & self-opening for spraying semiconductor wafers	24	100	100	550
84869026	Parts and accessories tool holders & self-opening dieheads for dicing machine semiconductor wafers	3	3	8	8
84869027	Parts and access. other than tool holders & self-opening dieheads for dicing machine semiconductor wafers	-	467	-	35 698

Tabel 3 : Ekspor Indonesia menurut Komoditi (Kode HS 8 digit)

Oktober 2018

Kode H S	Uraian golongan barang	Berat bersih (Kg)		Nilai F.O.B. (U S \$)	
		Bulan ini	Kumulatif	Bulan ini	Kumulatif
(1)	(2)	(3)	(4)	(5)	(6)
84869032	Parts & accessories of tool holders & self-opening diehead apparatus for wet etching patterns on flat panel displays	-	113 401	-	1 132 111
84869035	Parts & accessories of spinners for coating photosensitive emulsions on flat panel display substrates	-	208	-	34 286
84869045	Parts and accessories photomicrographic microscopes for the handling & transport of semiconductor wafers or reticles	-	2	-	36
84869049	Parts&access. apptus oth than opt. stereoscopic, photomicrographic,microscopes,pattern generating for trans. smcondctor	399	18 175	34 977	2 183 535
84871000	Ships or boats propellers & blades therefor not containingelect. connectors,insulators,coils, other elect. features	4 080	29 376	123 159	447 668
84879000	Propellers & blades not for ships or boats	23 382	332 840	350 008	4 975 149
85011021	Stepper motor DC of kind for AC,refrigerator,washing mach,electr. domestic appl.,storage water heater, output<=37,5 W	175	175	2 129	2 129
85011022	Stepper motor DC oth than for AC,refrigerator,washing mach,electr. domestic appl.,storage water heater, output <= 5 W	1	1	15	15
85011029	Stepper motor DC oth than for AC,refrigerator,washing mach,electr. dom. appl.,storage water heat, 5 W<output <=37,5 W	81 596	878 565	2 036 384	22 513 845
85011030	Spindle motors, output <= 37,5 W	-	1 997	-	269 534
85011041	Spindle motor DC of kind for AC,refrigerator,washing mach,electr. domestic appl.,storage water heater, output<=37,5 W	5 331	51 851	20 434	202 046
85011049	Spindle motor DC oth than for AC,refrigerator,washing mach,electr. domestic appl.,storage water heater	716 061	7 358 198	10 482 838	110 526 443
85011059	Other stepper motor (AC/DC) other than for AC,refrigerator,washing mach,electr. domestic appl.,storage water heater	25 312	158 442	249 569	1 568 436
85011060	Other spindle motors (AC/DC), output <= 37,5 W	26 158	246 340	621 125	6 035 478
85011091	Other spindle motor (AC/DC) for AC,refrigerator,washing machine,electr. domestic appl.,storage water heater	-	1 654	-	21 953
85011099	Other spindle motor (AC/DC) not for refrigerator,washing machine,AC,electr. domestic appl.,storage water heater	12 472	87 030	417 671	1 480 832
85012019	Universal AC/DC motor oth than for AC,refrigerator,washing mach, electr. Dom. appl.,storage wtr heater an output<=1 KW	4	254	22	3 547
85012029	Universal AC/DC motor oth than for AC,refrigerator,washing mach, electr. Dom. appl.,storage wtr heater an output> 1 kW	45	227	9 220	12 134
85013130	Other motor DC for AC,refrigerator,washing machine,elect.domestic appl.,storage water heater an ouput <= 750 W	516	1 082	4 757	11 815
85013140	Other motor DC oth than for AC,refrigerator,washng machine,elect.domestic appl.,storage water heater an ouput<= 750 W	379 530	4 097 196	3 996 654	44 101 249
85013150	Generators of an ouput <= 750 W	1 240	54 680	8 138	274 557
85013222	Oth motor DC oth than for AC,refrigerator,washing machine,elect.dom. appl.,storage water heater 750< ouput<=37,5 kW	930	1 224	4 935	17 496
85013223	Generators DC, of 750 W <an ouput <= 37,5 kW	-	8 826	-	219 695
85013231	Other motor DC for AC,refrigerator,washing machine,elect.domestic appl.,storage water heater 37,5 kW<ouput <= 75 kW	-	7	-	177
85013232	Other motor DC oth than for AC,refrigerator,washng machine,elect.dom. appl.,storage water heater 37,5 kW<ouput<= 75 kW	-	120	-	60
85013233	Generators DC, of 37,5 kW <an ouput <= 75 kW	2 000	68 074	10 878	247 887

Tabel 3 : Ekspor Indonesia menurut Komoditi (Kode HS 8 digit)

Oktober 2018

Kode H S	Uraian golongan barang	Berat bersih (Kg)		Nilai F.O.B. (U S \$)	
		Bulan ini	Kumulatif	Bulan ini	Kumulatif
(1)	(2)	(3)	(4)	(5)	(6)
85013300	Electric motors and generators; DC, of an output exceeding 75kW but not exceeding 375kW	1	2 604	1 170	9 183
85014011	Oth motor AC Single-phase for AC,refrigerator,washing mach,elect.domestic appl.,storage water heater an ouput < = 1 kW	7	4 967	80	9 581
85014019	Oth mtr AC single-phase oth than for AC,refrig,washing machelect.domestic appl.,storage water heater an ouput < = 1 kW	40	312	950	4 077
85014021	Oth motor AC Single-phase for AC,refrigerator,washing mach,elect.domestic appl.,storage water heater an ouput > 1 kW	20	219	293	13 807
85014029	Oth mtr AC single-phase oth than for AC,refrig,washing machelect.domestic appl.,storage water heater an ouput > 1 kW	1	898	532	108 399
85015111	Oth mtr AC multi-phase w/ output <=750W, used forrefrigerator, AC, wash mach, elect domestic app,water heater	599	8 848	7 182	66 889
85015119	Oth mtr AC multi-phase w/ output <=750W, used oth than forrefrigerator, AC, wash mach, elect domestic app,water heater	27	619	492	7 488
85015219	Oth mtr AC multi-phase w/ output <=1kW, used oth than forrefrigerator, AC, wash mach, elect domestic app,water heater	129	17 831	2 639	287 334
85015221	Oth mtr AC multi-phase w/ 1kW<ouput<=37,5kW, used forrefrigerator, AC, wash mach, elect domestic app,water heater	-	58	-	11 233
85015229	Oth mtr AC multi-phase w/ 1kW<ouput<=37,5kW, used oth thanfor refrigeratr,AC,wash mach,elect domestic app,water heater	113	6 746	1 389	225 900
85015239	Oth mtr AC multi-phase w/ 37,5kW<ouput<=75kW, used oth thnfor refrigeratr,AC,wash mach,elect domestic app,water heater	25	8 905	100	86 921
85015300	Electric motors; AC motors, multi-phase, of an output exceeding 75kW	462	75 278	39 035	486 389
85016110	Generator AC (altenators) of an ouput <= 12,5 kVA	737	737	396	396
85016220	Generator AC (altenators) of 150 kVA < ouput <= 375 kVA	-	5 000	-	5 658
85016300	Generator AC (altenators) of 375 kVA < ouput <= 750 kVA	11 800	12 032	133 255	155 857
85016400	Generator AC (altenators) of an ouput > 750 kVA	-	6 950	-	22 750
85021100	Generating sets (diesel or semi-diesel engines) of an output <=75 kVA	48 388	519 166	417 920	4 498 740
85021210	Generating sets (diesel or semi-diesel engines) of an 75 kVA < output <= 125 kVA	2 245	5 145	14 000	48 815
85021220	Generating sets (diesel or semi-diesel engines) of an 125 kVA < output <= 375 kVA	-	25 867	-	205 077
85021390	Generating sets (diesel or semi-diesel engines) of an 375 kVA < output <= 12.500 kVA	288 138	1 673 724	257 527	3 077 242
85022010	Generating sets (gasoline engines) of an output <= 75 kVA	-	733	-	4 862
85022030	Generating sets (gasoline engines) of an 100 kVA < output <= 10.000 kVA	-	138 936	-	339 330
85022049	Generating sets (gasoline engines) of an 10.000 kVA < output < 12.500 kVA	-	35 382	-	95 373
85023910	Other generating sets other-powered of an output <= 10 kVA	-	382	-	800
85023939	Other generating sets other-powered of 10.000 kVA < output< 12.500 kVA	53 000	56 275	122 932	154 994
85024000	Electric rotary converters	21	30	1 750	1 760
85030020	Part of generators/sets for electric motor and electric generating/sets of an output >= 12.500 kVA	27 817	66 059	176 068	268 819

Tabel 3 : Ekspor Indonesia menurut Komoditi (Kode HS 8 digit)

Oktober 2018

Kode H S	Uraian golongan barang	Berat bersih (Kg)		Nilai F.O.B. (U S \$)	
		Bulan ini	Kumulatif	Bulan ini	Kumulatif
(1)	(2)	(3)	(4)	(5)	(6)
85030090	Part of generators/sets for electric motor and electric generating/sets of an output < 12.500 kVA	61 899	619 563	982 591	11 917 573
85041000	Ballasts for discharge lamps or tubes	42 037	194 896	110 201	576 912
85042111	Auto transformers with a power handling capacity ? 1 kVA and of a high side voltage of 110 kV or more	11 653	115 411	138 877	1 392 304
85042119	Oth instrument transformers with a power handling 1 kVA < capacity<=10 kVA and voltage of ? 110 kV	-	26 699	-	183 059
85042199	Oth Instrument transformers with a power handling capacity ? 650 kVA	1 069	58 985	31 290	810 886
85042219	Oth auto transformers with high side voltage ? 66 kV	215 095	1 185 009	1 049 316	6 807 843
85042292	Oth auto transformers with high side voltage ? 110 kV	20 116	198 743	591 211	5 432 912
85042299	Liquid dielect. transformers,650kVA<power capacity<=10.000kVAunauto step-voltage regulators, voltage<66 kV	38 035	233 843	206 760	975 700
85042310	Liquid dielectric transformers,10.000 kVA<power capacity<=15.000 kVA	-	52	-	29 125
85042321	Liquid dielectric transformers,15.000 kVA<power capacity<=20.000 kVA	76 854	76 854	595 391	595 391
85042329	Liquid dielectric transformers, power capacity>30.000 kVA	77 452	994 485	727 015	11 511 840
85043111	Instrument potential transformers, power capacity<=1kVA,voltage >=110 kV	1 557	44 674	35 897	1 171 680
85043113	Instrument potential transformers, power capacity<=1kVA,1 kV>= voltage<66 kV	678	4 100	11 655	65 587
85043119	Instrument potential transformers, power capacity<=1kVA,voltage<1kVA	1 400	20 693	67 507	1 030 839
85043121	Instrument current transformer ring type,pwr capacity<=1kVA110 kV>= voltage< 220 kV	1 055	13 300	83 433	561 805
85043122	Instrument current transformer ring type,pwr capacity<=1kVA,voltage>= 220 kV	-	459	-	19 608
85043124	Instrument current transformers,power capacity<=1 kVA,1 kV>= voltage<66 kV	2 485	23 913	42 902	318 845
85043140	Intermediate frequency transformers, power capacity<=1 kVA	44 658	411 858	301 838	2 918 135
85043191	Transformers of a kind used with toys, scale models or similar recreational models, power capacity<=1.000 kVA	-	1 136	-	200 330
85043192	Others matching transformers, power capacity<=1 kVA	158	487	2 320	12 348
85043193	Step up/down transformers; slide regulators, power capacity <=1.000 kVA	117	306	2 748	5 652
85043199	Transformers other than used with toys,scale/similar modelsnot matching&step up/down transf; power capacity<=1.000 kVA	62 318	731 737	703 380	7 454 607
85043211	Instrument matching transformers (potential¤t),1.000 kVA<power capacity<=5.000 kVA	-	1 444	-	6 567
85043219	Instrument not matching transformers (potential¤t),1.000 kVA<power capacity<=5.000 kVA	167	668	537	31 765
85043220	Transformers of a kind used with toys, scale models or siml recreational models, 1.000 kVA<pwr.cap<=5.000 kVA	1 170	9 603	2 638	22 283
85043249	Other matching transformers, 5kVA<power capacity<=10kVA	-	33	-	357
85043319	Other matching transformers, 16kVA<power capacity<=500kVA,voltage>=66kV	-	6 729	-	29 362
85043399	Other matching transformers, 16kVA<power capacity<=500kVA,voltage<66kV	-	176	-	1 100
85043413	Other matching transformers, not explosion proof dry type,10.000 kVA<power capacity<=15.000 kVA, voltage>=66kV	5 210	5 220	9 370	11 164
85043415	Explosion proof dry type transformers, voltage< 66 kV10.000 kVA<power capacity<=15.000 kVA	-	2 481	-	15 000
85043416	Other matching transformers, not explosion proof dry type,10.000 kVA<power capacity<=15.000 kVA, voltage<66kV	-	5 000	-	7 306
85043424	Other matching transformers, not explosion proof dry type,power capacity>15.000 kVA, voltage>=66kV	42 355	298 159	519 035	3 802 767

Tabel 3 : Ekspor Indonesia menurut Komoditi (Kode HS 8 digit)

Oktober 2018

Kode H S	Uraian golongan barang	Berat bersih (Kg)		Nilai F.O.B. (U S \$)	
		Bulan ini	Kumulatif	Bulan ini	Kumulatif
(1)	(2)	(3)	(4)	(5)	(6)
85043429	Other matching transformers, not explosion proof dry type, power capacity>15.000 kVA, voltage<66kV	-	37 602	-	386 169
85044011	Uninterruptible power supplies (UPS), automatic data processing machines & units thereof, telecomm. apparatus	944	10 241	34 942	511 437
85044019	Uninterruptible power supplies (UPS), not automatic data processing machines & units thereof, telecomm. apparatus	156 790	1 673 368	4 874 241	52 248 884
85044020	Battery chargers having a rating exceeding 100 kVA	10 182	76 065	150 848	808 031
85044030	Other rectifiers	4 115	42 186	315 995	2 688 040
85044040	Inverters	79 559	745 100	2 990 896	28 022 094
85044090	Static converters other than UPS,battery chargers,invertersrectifiers	429 510	4 685 293	11 767 842	130 768 928
85045010	Inductors for power supplies for automatic data processingmachines & units thereof, & telecommunications apparatus	100 935	730 693	3 425 085	29 471 866
85045020	Chip type fixed inductors	897	13 530	456 079	3 295 963
85045093	Inductors power capacity <= 2.500 kVA	802	7 313	49 281	376 276
85045094	Inductors, 2.500 kVA> power capacity <=10.000 kVA	1 176	21 731	16 037	254 747
85045095	Inductors power capacity > 10.000 kVA	-	433	-	9 440
85049010	Parts of ballasts for discharge lamps or tubes	284	5 118	16 938	272 828
85049020	Printed circuit assemblies for UPS/power supplies inductorsautomatic data processing machines & telecomm. apparatus	43 262	249 252	1 551 509	11 626 339
85049031	Radiator panels;flat tube radiator for distribution andpower transformers, power capacity <=10.000 kVA	-	33	-	4 353
85049039	Other radiator panels;flat tube radiator for distribution and power transformers, capacity <=10.000 kVA	-	406	-	14 586
85049041	Radiator panels;flat tube radiator for distribution andpower transformers, power capacity>10.000 kVA	-	1	-	3
85049049	Other radiator panels;flat tube radiator for distributionand power transformers, power capacity>10.000 kVA	-	1 342	-	13 466
85049090	Parts of; other than ballast,UPS,inductors,and transformers	25 493	397 064	2 072 253	22 075 368
85051100	Permanent magnets and articles intended to become permanentmagnets after magnetisation of metal	180 283	2 209 229	1 281 384	14 559 233
85051900	Permanent magnets and articles intended to become permanentmagnets after magnetisation of not metal	10 491	77 218	155 989	390 356
85052000	Electro-magnetic couplings, clutches and brakes	180	2 152	5 883	33 728
85059000	Magnets; electro-magnets, holding devices and parts n.e.c. in heading no. 8505	55 390	642 656	551 502	6 171 275
85061010	Primary cells and primary batteries Manganese dioxidehaving an external volume <= 300 cm3	2 524 219	23 268 028	7 356 805	65 938 348
85061090	Primary cells and primary batteries Manganese dioxidehaving an external volume > 300 cm3	840 785	8 295 450	4 212 692	41 638 296
85063000	Primary cells and primary batteries Mercuric oxide	1 058	3 883	13 696	49 012
85064000	Primary cells and primary batteries Silver oxide	11 791	146 708	1 051 763	13 275 749
85065000	Primary cells and primary batteries Lithium	345 449	3 905 676	15 714 471	184 761 673
85066090	Primary cells and primary batteries Air-zinchaving an external volume > 300 cm3	5 577	8 896	1 605	32 443
85068010	Other primary cells and primary batteries zinc-carbon,having an external volume <= 300 cm3	965 185	8 197 608	3 601 823	30 357 219
85068091	Other primary cells and primary batteries not zinc-carbon,having an external volume <= 300 cm3	25 775	300 957	145 568	1 843 797
85068099	Other primary cells and primary batteries not zinc-carbon,having an external volume > 300 cm3	42 614	1 186 487	5 979 807	72 272 487
85069000	Parts of primary cells and primary batteries.	121 150	1 372 922	1 379 997	15 143 142
85071010	Lead-acid accumulators,of a kind used for starting piston engines of a kind used for aircraft	438	911	20 071	22 312
85071092	Lead-acid accumulators,used starting piston engines fornot aircraft,voltage 6V/12V,capacity<=200AH,height<=13cm	21 535	50 681	60 424	227 316

Tabel 3 : Ekspor Indonesia menurut Komoditi (Kode HS 8 digit)

Oktober 2018

Kode H S	Uraian golongan barang	Berat bersih (Kg)		Nilai F.O.B. (U S \$)	
		Bulan ini	Kumulatif	Bulan ini	Kumulatif
(1)	(2)	(3)	(4)	(5)	(6)
85071095	Lead-acid accumulators,used starting piston engines fornot aircraft,voltage6V/12V,capacity<=200AH,13cm<height<=23cm	874 486	6 539 961	1 838 733	16 547 565
85071096	Lead-acid accumulators,used starting piston engines fornot aircraft,voltage 6V/12V,capacity<=200AH,height>23cm	3 934 271	28 590 068	8 435 739	65 033 709
85071097	Lead-acid accumulators,used starting piston engines fornot aircraft,voltage 6V/12V,capacity>200AH,height<=13cm	1 685	14 883	8 222	85 843
85071098	Lead-acid accumulators,used starting piston engines fornot aircraft,voltage6V/12V,capacity>200AH,13cm>height<=23cm	50	707	462	4 226
85071099	Lead-acid accumulators,used starting piston engines fornot aircraft,voltage 6V/12V,capacity>200AH,height>23cm	3 832 054	28 993 102	11 554 135	87 519 993
85072010	Other lead-acid accumulators,of a kind used for starting piston engines of a kind used for aircraft	42	93	2 754	23 588
85072094	Oth lead-acid accumulators,used starting piston engines fornot aircraft,voltage 6V/12V,capacity<=200AH,height<=13cm	14	23	89	595
85072095	Oth lead-acid accumulators,used starting piston engines fornot aircraft,voltage6V/12V,capacity<=200AH,13cm<height<=23cm	140 001	1 659 981	375 817	7 011 427
85072097	Oth lead-acid accumulators,used starting piston engines fornot aircraft,voltage 6V/12V,capacity>200AH,height<13cm	-	10	-	41
85072099	Oth lead-acid accumulators,used starting piston engines fornot aircraft,voltage 6V/12V,capacity>200AH,height>23cm	17 400	116 764	54 745	378 430
85073010	Nickel-cadmium accumulators of a kind used for aircraft	-	483	-	15 192
85074090	Nickel-iron accumulators of a kind used for not aircraft	-	11	-	115
85075090	Nickel-metal hydride accumulators of a kind used fornot aircraft	265	6 977	23 761	617 879
85076010	Lithium-ion accumulators of a kind used for laptopsincluding notebooks and subnotebooks	581	10 391	32 784	1 471 000
85076020	Lithium-ion accumulators of a kind used for aircraft	1 076	1 561	15 606	17 591
85076090	Lithium-ion accumulators of a kind used not for aircraft,laptops including notebooks and subnotebooks	4 558	46 640	518 141	3 694 090
85078010	Accumulators oth than lead-acid,nickel-cadmium,nickel-iron,nickel-metal hydride,lithium-ion for aircraft	45	539	5 825	73 013
85078020	Accumulators oth than lead-acid,nickel-cadmium,nickel-iron,nickel-metal hydride,lithium-ion for laptops/notebooks	5	72	5 471	5 776
85078090	Accumulators other than nickel-cadmium/iron/metal hydride,lead-acid,lithium-ion not for aircraft & laptops/notebooks	332 649	3 496 123	2 882 064	21 978 486
85079011	Plates of lead-acid accumulators for not aircraft	19	165	65	562
85079019	Accumulator plates of nickel-cadmium/iron/metal hydride,lithium-ion,etc for not aircraft	10 167	83 594	33 169	283 719
85079092	Battery separators, ready for use, of materialsother than poly(vinyl chloride)	358 068	2 710 629	1 115 023	8 692 664
85079099	Accumulator parts of nickel-cadmium/iron/metal hydride,lithium-ion,etc for not aircraft, unplates	50 456	220 830	340 790	1 414 919
85081100	Vacuum cleaner self-contained electric motor, power<=1.5KWand dust bag or receptacle capacity<=20L	-	2 363	-	29 038
85081910	Vacuum cleaner self-contained electric motor, power>1.5KW &dust bag/receptacle capacity>20L for domestic use	35	271	87	1 114
85081990	Vacuum cleaner self-contained electric motor, power>1.5KW &dust bag/receptacle capacity>20L for not domestic use	95	14 408	204	150 318
85086000	Vacuum cleaner with out self-contained electric motor	1 860	4 075	1 772	21 885
85087010	Parts of vacuum cleaner with self-contained electric motorfor domestic use	-	2	-	20
85087090	Parts of vacuum cleaner with out self-containedelectric motor for not domestic use	3 605	24 662	34 284	275 407
85094000	Food grinders and mixers;fruit/vegetable juice extractorswith self-contained electric motor	212 417	2 206 249	1 104 742	11 811 378
85098020	Kitchen waste disposers with self-contained electric motor	-	41	-	100
85098090	Elect.mech.domestic oth than vacuum cleaner,floor polisher,grinder,mixer,juice extractor,kitchen waste disposers	-	3 204	-	30 424

Tabel 3 : Ekspor Indonesia menurut Komoditi (Kode HS 8 digit)

Oktober 2018

Kode H S	Uraian golongan barang	Berat bersih (Kg)		Nilai F.O.B. (U S \$)	
		Bulan ini	Kumulatif	Bulan ini	Kumulatif
(1)	(2)	(3)	(4)	(5)	(6)
85099010	Parts of floor polishers with self-contained electric motor	1 992	31 329	22 382	227 327
85099090	Parts of vacuum cleaner,grinder,mixer,juice extractor,kitchen waste disposers	8 039	14 926	35 765	90 154
85101000	Shavers with self-contained electric motor.	255 525	2 255 446	6 955 752	60 067 625
85102000	Hair clippers with self-contained electric motor.	429 698	4 040 033	10 611 834	89 438 205
85109000	Parts of Shavers,hair clippers & hair-removing appliances,with self-contained electric motor.	41 238	290 467	2 100 353	13 867 728
85111010	Sparking plugs of a kind suitable for aircraft engines	2	48	2 790	28 150
85111020	Sparking plugs of a kind suitable for motor vehicle engines	24 808	177 420	440 054	2 915 798
85111090	Sparking plugs of a kind suitable for not motor vehicle andaircraft engines	186 418	1 918 101	2 647 076	28 132 785
85112010	Ignition magnetos, magneto-dynamos, magnetic flywheels ofa kind suitable for aircraft engines	404	432	5 162	78 132
85112021	Ignition magnetos, magneto-dynamos, magnetic flywheels ofa kind suitable for motor vehicle engines unassembled	35 480	266 289	393 718	3 303 064
85112029	Ignition magnetos, magneto-dynamos, magnetic flywheels ofa kind suitable for motor vehicle engines assembled	1 442	107 854	25 753	1 504 908
85112091	Ignition magnetos, magneto-dynamos, magnetic flywheels ofsuitable for not motor vehicle&aircraft engines unassembled	0	0	2	2
85112099	Ignition magnetos, magneto-dynamos, magnetic flywheels ofsuitable for not motor vehicle&aircraft engines assembled	173	68 919	6 898	163 019
85113030	Distributors, ignition coils of a kind suitablefor aircraft engines	1	2	822	4 605
85113041	Distributors, ignition coils of a kind suitablefor motor vehicle engines unassembled	663	5 247	11 651	195 673
85113049	Distributors, ignition coils of a kind suitablefor motor vehicle engines assembled	29 434	289 247	1 111 745	8 978 105
85113091	Distributors, ignition coils of a kind suitable for notmotor vehicle and aircraft engines unassembled	29	295	685	5 392
85113099	Distributors, ignition coils of a kind suitable for notmotor vehicle and aircraft engines assembled	570	7 892	26 045	429 136
85114010	Starter motors and dual purpose starter-generators ofa kind suitable for aircraft engines	39	337	2 263	88 992
85114021	Unassembled starter motors for engines of bus, go-kart, ATV, ambulance, sedan, motor-homes, van, dumper, truck, lorrie, &similar	68	68	1 375	1 375
85114029	Unassembled starter motors for other than bus, go-kart, ATV, ambulance, sedan, motor-homes, van, dumper, truck, lorrie, &similar	131	1 135	379	11 734
85114031	Assembled starters motor for engine ofvehicles of tractors	-	106	-	3 740
85114032	Assembled starters motor for engine ofvehicles of car transport person/goods	11 643	104 913	149 979	1 195 258
85114033	Assembled starters motor for engine ofvehicles of special cars	-	64	-	243
85114099	Other starter motor assembled	28 022	226 475	327 862	3 100 020
85115010	Other generator of a kind used foraircraft engines unassembled	1	33	100	110 334
85115021	Other generators unassembled for vehicleengine of car, transport & special car	6	13	153	423
85115029	Other unassembled alternators	1 756	4 099	19 965	167 363
85115031	Assembled alternators for engine vehicletractors	-	4	-	197
85115032	Assembled alternators for engine vehicletransportation for person/goods	27 421	329 200	495 913	7 518 731
85115099	Other generators	36 394	377 223	231 489	2 729 317
85118020	Other equipment of electrical ignitiona kind used for motor vehicle engine	218	5 521	20 149	325 666
85118090	Other equipment of electrical ignition	4 812	52 507	115 120	1 324 812
85119010	Parts of goods of elect ignition for useaircraft engines	-	60	-	2 756
85119020	Parts of goods of elect ignition for usevehicle engine	290 369	3 511 067	2 154 059	27 774 076
85119090	Parts of goods of elect ignition for usenot for aircraft or vehicle engine	43 421	381 401	358 566	4 028 265

Tabel 3 : Ekspor Indonesia menurut Komoditi (Kode HS 8 digit)

Oktober 2018

Kode H S	Uraian golongan barang	Berat bersih (Kg)		Nilai F.O.B. (U S \$)	
		Bulan ini	Kumulatif	Bulan ini	Kumulatif
(1)	(2)	(3)	(4)	(5)	(6)
85121000	Lighting or visual signalling equipment of a kind used on bicycles	156	2 456	709	524 231
85122020	Unassembled lighting/visual signalingequipment	30 344	356 529	508 660	6 079 750
85122091	Other lighting/visual signalling equip.for motorcycles	46 571	382 000	1 367 199	11 209 796
85122099	Other lighting/visual signalling equip.	108 894	946 798	1 917 892	17 862 658
85123010	Horns and serenes, assembled	204 225	2 029 317	2 006 146	21 060 400
85123020	Unassembled sound signalling equipment	3 036	40 072	307 409	2 879 154
85123091	Other sound signal equip.obstacle detectdevice for vehicles	161	899	17 399	72 920
85123099	Other sound signalling equipment	23 041	159 236	633 982	4 792 120
85124000	Windscreen wiper, defroster & demisters	145 117	1 572 593	1 506 841	15 520 749
85129010	Parts of goods of lighting or vis. light	926	10 829	4 656	212 462
85129020	Parts of goods of lighting, sound signalor windscreen wipers, defroster&demisters	577 025	6 035 065	7 862 891	80 299 108
85131090	Other portable electric lamps	46 297	273 701	612 075	3 953 850
85139030	Parts of flashlights reflectors; switchsliders of plastics	20	9 583	10	194 515
85139090	Oth part of portable elect lamp designed	3 330	25 973	3 923	41 992
85141000	Resistance heated furnaces and ovens	3 262	56 256	22 855	616 154
85142090	Oth furnaces/oven function by inductionor dielectric loss	-	16 336	-	72 471
85143090	Other furnaces and ovens	-	100 369	-	1 169 809
85144000	Heating equipment; for the heat treatment of materials by induction or dielectric loss, industrial or laboratory, other than furnaces and ovens	77	1 662	8 312	29 211
85149020	Part of industrial/laboratory electricfurnaces/oven for manufact.of PCB/PWB	104	124	2 206	5 687
85149090	Other industrial/lab.elec. furnaces andovens incl.by induction or dielect.loss	2 538	9 696	34 147	136 337
85151100	Soldering irons and guns	11	1 432	110	13 284
85151910	Mach and app for soldering component onPCB/printed wiring boards	-	694	-	135 721
85151990	Other brazing/soldering machines andapparatus	2 641	60 672	52 474	425 256
85152100	Mach and app for resistance welding ofmetal, fully or partly automatic	-	41 357	-	432 392
85152900	Mach and app for resistance welding ofmetal, non-automatic	323	11 740	36 686	151 732
85153100	Mach and app for arc welding of metal,fully or partly automatic	-	4 999	-	75 146
85153910	AC arc welders, transformer type,non- automatic	1 680	16 143	28 283	472 720
85153990	Oth machine and apparatus for arcwelding of metals, not automatic	210	156 778	725	423 515
85158010	Electric mach & app for hot spraying of metals/sintered metal carbides	-	3 146	-	292 295
85158090	Oth electric mach & app for hot spraying of metals/sintered metal carbides	2	138 903	467	1 353 301
85159010	Parts of AC arc welder, transformer type	-	47	-	1 463
85159020	Part of mach&app for soldering componenton PCB/printed wiring boards	31	565	472	26 583
85159090	Oth electric machines & apparatus	1 909	176 374	83 083	1 138 405
85161011	Water dispenser fitted only with water heater, for domestic use	18 524	52 668	47 784	125 088
85161019	Water dispenser fitted only with water heater, oth than for domestic use	4 238	71 513	105 712	1 427 874
85161030	Electric immersion water heaters	25	161	342	3 322
85162900	Heating apparatus; electric soil heating apparatus and space heating apparatus (excluding storage heating radiators)	-	12 732	-	33 056
85163100	Hair dryers	286	1 391	567	17 652
85163200	Hair-dressing apparatus; electro-thermic, other than hair dryers	54	3 381	85	7 663
85163300	Hand-drying apparatus	-	18	-	814
85164010	Elect. smoothing irons of kind designedto use steam from the indust boilers	21	504	345	936
85164090	Other electric smoothing irons	1 930 045	14 517 701	18 406 839	134 885 058

Tabel 3 : Ekspor Indonesia menurut Komoditi (Kode HS 8 digit)

Oktober 2018

Kode H S	Uraian golongan barang	Berat bersih (Kg)		Nilai F.O.B. (U S \$)	
		Bulan ini	Kumulatif	Bulan ini	Kumulatif
(1)	(2)	(3)	(4)	(5)	(6)
85165000	Microwave ovens	432	6 298	1 672	62 490
85166010	Rice cooker	104 688	595 865	415 938	2 584 696
85166090	Other ovens;cookers, cooking plates, boiling rings,	61 682	725 596	294 116	3 506 492
85167100	Coffee or tea makers	909 127	7 747 228	9 545 122	74 611 908
85167200	Toasters	-	5 116	-	8 305
85167910	Kettles , electro-thermic appliances	1 050	12 421	2 637	180 299
85167990	Other electro-thermic appliances	1 415	58 395	15 002	996 262
85168030	Electric heating resistors for domestic appliances	1 525	8 256	24 910	94 155
85168090	Other electric heating resistors	14 237	106 060	409 833	3 355 967
85169021	Sealed hotplates for domestic appliances	-	4	-	42
85169029	Sealed hotplates for other than domestic appliances	16 975	78 322	623 330	2 504 103
85169030	Part of goods of electric instantaneous or storage water heaters	-	128	-	310
85169040	Part of electric heating resistors for type-founding	-	1	-	384
85169090	Other part of goods of electric instantaneous	55 875	260 772	510 194	5 746 796
85171100	Line telephone sets with cordless handsets	10 085	24 004	2 741 566	5 234 511
85171200	Telephones for cellular networks or for other wireless	194 731	1 008 763	62 304 916	294 915 857
85171800	Telephone sets n.e.c. in item no. 8517.1	19 346	248 694	3 724 554	36 172 392
85176100	Base stations, apparatus for communication in a wired or	2 688	208 601	1 845	11 446 020
85176210	Radio transmitters and radio receivers of a kind used for	26	1 002	6 129	169 083
85176221	Control and adaptor units, including gateways and routers	3 017	13 827	219 462	1 130 655
85176229	Other units of automatic data processing machines other	8 302	82 194	1 831 511	10 887 851
85176230	Aparatus pemindah saluran teleponi atau telegrafi	224	287	10 903	25 880
85176241	Modems including cable modems and modem cards	7	33 564	226	987 086
85176242	Concentrators or multiplexers apparatus for carrier-current	-	49	-	91 095
85176249	Other apparatus for carrier-current line systems or	4 432	54 149	1 210 009	10 584 642
85176251	Wireless LANs	-	388	-	75 454
85176253	Other transmission apparatus for radio-telephony or	-	199	-	18 851
85176259	Other transmission apparatus incorporating reception	216	2 062	31 107	199 506
85176261	Other transmission apparatus for radio-telephony or	50	49 914	280	3 190 919
85176269	Other transmission apparatus for other than radio-telephony	549	3 985	27 837	316 222
85176291	Portable receivers for calling, alerting or paging	2 630	13 798	293 782	2 428 581
85176292	Portable receivers for calling, including pagers	-	197	-	13 769
85176299	Other portable receivers for calling, alerting or paging	11 838	104 456	1 261 918	10 077 013
85176900	Communication apparatus excl telp sets/base stations; machines for transmission/reception of voice, images/oth data incl wired/wireless networks, n.e.c. in item no. 8517.6	206	3 319	18 330	428 998
85177010	Part of control and adaptor units including gateways,	67 556	259 383	1 590 246	16 663 921
85177021	Part of transmission aparatus, portable receivers for	21 652	82 011	442 389	3 042 063
85177029	Oth part of transmission aparatus, portable receivers for	11 405	68 244	833 373	10 890 453
85177031	Part of other printed circuit boards, assembled	-	6 569	-	857 086
85177032	Part of other printed circuit boards, assembled	-	160	-	4 600
85177039	Part of other printed circuit boards, assembled	331	48 972	121 430	11 820 442
85177040	Part of Aerials or antennae of a kind used with apparatus	221	1 813	2 705	34 646
85177091	Part of other apparatus for transmission/reception of voice	2 980	2 998	36 515	44 141
85177092	Part of other apparatus for transmission/reception of voice	-	229	-	58 577
85177099	Other part of other apparatus for transmission/reception of	2 266	29 434	80 559	4 209 160
85181011	Microphones frequency range of 300 Hz-3,400 Hz,diameter	36	1 566	16 742	26 279
85181019	Other microphones, whether or not with their stands	1 583	30 172	36 055	582 528
85181090	other microphones and stands therefor	2 149	20 975	74 953	1 147 264
85182110	Box speaker type, single loudspeakers, mounted in	415 441	3 746 999	3 619 862	35 008 649
85182190	Other single loudspeakers, mounted in their enclosures	104 488	655 027	1 062 254	5 997 404
85182210	Box speaker type, multiple loudspeakers, mounted in	703 020	5 136 221	5 788 045	41 222 316
85182290	Other multiple loudspeakers, mounted in the same enclosure	933	730 464	1 020	5 821 815
85182920	Loudspeakers, without enclosure, frequency range of	204	8 618	3 398	136 679
85182990	Loudspeakers, whether or not mounted in their	812 316	9 799 805	5 796 801	70 169 460
85183010	Headphone	169	33 479	3 184	786 971
85183020	Earphone	4 893	68 024	195 195	4 818 764
85183040	Line telephone handsets	-	420	-	2 164

Tabel 3 : Ekspor Indonesia menurut Komoditi (Kode HS 8 digit)

Oktober 2018

Kode H S	Uraian golongan barang	Berat bersih (Kg)		Nilai F.O.B. (U S \$)	
		Bulan ini	Kumulatif	Bulan ini	Kumulatif
(1)	(2)	(3)	(4)	(5)	(6)
85183051	Other combined microphone/speaker sets :	12	112	5	11 133
85183059	Other combined microphone/speaker sets	210	18 759	714	82 535
85183090	Other headphones & earphones, combine or not w/ microphone	45 109	393 113	2 033 930	17 178 106
85184020	Audio-frequency electric amplifiers used as repeaters	3	6	619	1 238
85184040	Audio-frequency electric amplifiers,other in line telephone	109	24 721	723	74 506
85184090	Other audio-frequency electric amplifiers used as repeater	126 011	1 331 259	1 747 043	17 287 799
85185010	Electric sound amplifier sets	35 822	413 908	549 214	5 625 435
85185020	Other electric sound amplifier sets with loudspeakers,	-	216	-	1 075
85185090	Other electric sound amplifier sets with other power rating	34 247	334 673	1 469 609	13 045 862
85189010	Part of goods of subheading 8518.10.11, 8518.29.20,	38	345 883	12 769	1 790 904
85189020	Part of goods of subheading 8518.40.40	58	192	35 626	134 714
85189030	Part of goods of subheading 8518.21 or 8518.22	5 959	78 687	145 820	779 214
85189040	Part of goods of subheading 8518.29.90	-	0	-	0
85189090	Part of goods of other subheading 8518	128 397	1 275 354	3 981 647	34 066 248
85192010	Coins, tokens or disc operated record players	17	23	144	462
85192090	Other apparatus operated by coins, banknotes, bank cards,	11	627	212	10 204
85193000	Turntables (record-decks)	56	247	73	3 946
85198120	Cassette recorders, with built-in amplifiers & built-in	12 435	176 455	103 285	1 363 755
85198130	Compact disc players	504	5 406	6 039	56 686
85198149	Other transcribing machine	865	969	1 160	7 516
85198169	Other magnetic tape recorders incorporating sound	-	771	-	1 423
85198179	Other sound reproducing apparatus, cassette type for other than cinematography or broadcasting	-	1 108	-	765
85198199	Other apparatus using magnetic, optical or semiconductor for other than cinematography or broadcasting	-	133	-	8 458
85198920	Other record-players with or without loudspeakers	28	28	379	379
85198990	Other app using magnetic, optical or semiconductor media for other than cinematography or broadcasting	160	2 681	200	97 412
85211010	Magnetic tape-type video recording or reproducing apparatusfor cinematography or television broadcasting	30	61	1 360	2 985
85211090	Magnetic tape-type video recording or reproducing apparatusfor other than cinematography or television broadcasting	-	8 086	-	5 287
85219011	Laser disc players of a kind used in cinematography or television broadcasting	-	16	-	150
85219019	Laser disc players of other than cinematography or television broadcasting	23 330	213 329	981 212	7 534 755
85219091	Video recording / reproduce apparatus other than magnetic tape-typefor cinematography or television broadcasting	-	128	-	108 218
85219099	Video recording / reproduce apparatus other than magnetic tape-typefor other than cinematography or television broadcasting	291 104	2 844 232	10 434 344	101 690 328
85221000	Pick-up cartridges	34 530	289 551	1 384 212	11 832 717
85229030	PCB assemblies for cinematographic soundrecorders or reproducers	32	20 186	11	95 799
85229040	Audio/video tapedecks and compact discmechanisms	72 212	1 018 622	1 908 496	30 120 999
85229091	Oth parts&accessories of cinematographic sound recorders/reproducers	13 117	118 983	2 827 431	25 362 717
85229092	Oth parts of telephone answering machine	-	458	-	1 883
85229093	Oth parts&accessories for sound/audiorecording/reproducing (magnetic/optical)	-	8 245	-	226 213
85229099	Oth parts&accessories for other sound or audio recording/reproducing	4 800	53 760	7 497 478	12 437 602
85232110	Magnetic media card,incorporating amagnetic stripe; unrecorded	0	0	5	5
85232190	Magnetic media card,incorporating amagnetic stripe; recorded	551	2 657	15 561	121 769
85232911	Magnetic computer tapes,width <= 4mm;unrecorded	-	4	-	61
85232919	Other magnetic tapes,width <= 4mm;unrecorded	56 252	441 231	347 492	2 658 580
85232921	Magnetic video tapes, width <= 4mm;recorded	3	63	11	537

Tabel 3 : Ekspor Indonesia menurut Komoditi (Kode HS 8 digit)

Oktober 2018

Kode H S	Uraian golongan barang	Berat bersih (Kg)		Nilai F.O.B. (U S \$)	
		Bulan ini	Kumulatif	Bulan ini	Kumulatif
(1)	(2)	(3)	(4)	(5)	(6)
85232929	Magnetic tapes (oth than video tapes)width <= 4mm; recorded	-	3	-	170
85232931	Magnetic computer tapes,4mm<width<=6,5mm;unrecorded	0	32	5	126
85232939	Other magnetic tapes,4mm<width<=6,5mm;unrecorded	0	0	2	2
85232941	Magnetic computer tapes,4mm<width<=6,5mm;recorded	-	1	-	40
85232951	Magnetic computer tapes,width > 6,5mm;unrecorded	-	1	-	69
85232963	Oth magnetic video tapes, width > 6,5mm;recorded	-	10	-	8
85232969	Oth magnetic tapes, width > 6,5mm;recorded, for other purposes	0	7	2	184
85232971	Computer hard disc and diskette;unrecorded	355	1 754	123 624	158 162
85232979	Other magnetic discs; unrecorded	-	3 001	-	2 130
85232981	Magnetic disc for reproducing phenomnanot sound/image for computer;recorded	-	12	-	839
85232983	Oth magnetic disc reproducing represent.by means of an auto. data process. mach	1	165	16	2 038
85232991	Magnetic media oth than disc forcomputer use;unrecorded	1	1	44	54
85232992	Magnetic media oth than disc foroth than computer use;unrecorded	2	2	51	51
85232993	Magnetic media oth than disc forcomputer use;recorded	-	1	-	126
85232995	Oth magnetic media reprod. sound/imageproprietary format storag media;not disc	-	0	-	22
85232999	Other magnetic media (not disc)	9	149	37	1 470
85234110	Optical media, unrecorded, forcomputer use	42	80	360	405
85234190	Optical media, unrecorded, forother use	44	1 576	408 907	638 290
85234911	Disc for laser reading systems forreproducing phenomena not sound/image	-	214	-	3 734
85234912	Educational, technical, scientific,historical/cultural disc;sound only	1	215	21 062	223 864
85234913	Other kind of disc; sound only	-	35	-	602
85234914	Disc for laser reading system for repro.represent. of instruct,data,sound,etc	1	40	6	583
85234915	Laser discs cont. cinematographic movies oth thannewsreels, travelogues,technical, scientific&oth doc. movies	-	153	-	168
85234919	Cinematographic film oth than newsreel,travelogues,and oth doc. films;optical	15	217	100 108	103 650
85234993	Oth disc for laser reading systems forreproducing others	1	12	41	151
85234999	Oth disc for laser reading systems	638	11 304	7 071	560 143
85235111	Solid-state non-volatile storage devicessuitable for computer use;unrecorded	535	2 020	106 560	582 042
85235119	Solid-state non-volatile storage devicesfor other use;unrecorded	16	164	2 744	101 260
85235121	Solid-state non-volatile storage devicessuitable for computer use;recorded	-	24	-	1 713
85235129	Solid-state non-volatile storage devicesfor other use;recorded	-	14 109	-	2 405 449
85235130	Solid-state non-volatile storage devicesfor repro. data,sound/image,etc	833	2 760	1 290	22 359
85235191	Semi conductors cont. cinematographic movies oth thannewsreels, travelogues,technical, scientific&oth doc. movies	-	14	-	3 360
85235199	Semi conductors of a kind suitable for other purpose	-	32	-	1 265
85235200	Smart cards	21 095	166 341	1 210 909	9 193 399
85235910	Proximity cards and tags;semiconductor	1 838	22 350	2 757	33 718
85235921	Oth semiconductor media,unrecorded,suitable for computer use	-	1	-	276
85235929	Oth semiconductor media,unrecorded,for other use	-	1	-	1 028
85235990	Other semiconductor media	25	25	20	20
85238040	Gramophone records;storage device	5	14	202	755
85238051	Oth solid-state non-volatil storage dev.;unrecorded,for computer use	-	43	-	15 911

Tabel 3 : Ekspor Indonesia menurut Komoditi (Kode HS 8 digit)

Oktober 2018

Kode H S	Uraian golongan barang	Berat bersih (Kg)		Nilai F.O.B. (U S \$)	
		Bulan ini	Kumulatif	Bulan ini	Kumulatif
(1)	(2)	(3)	(4)	(5)	(6)
85238059	Oth solid-state non-volatile storage dev.;unrecorded,for other use	-	108	-	4 360
85238091	Oth solid-state non-volatile storage dev.;recorded,reprod. not sound/image	-	2 290	-	2 705
85238099	Other solid-state non-volatile storage device	92	2 856	29 983	593 649
85255000	Transmission apparatus	-	4 487	-	297 968
85256000	Transmission apparatus incorporating reception apparatus	22	1 811	155	797
85258010	Web cameras	769	8 746	253 129	2 581 251
85258031	Video camera recorders,used in broadcasting	2 925	10 676	293 309	1 764 019
85258039	Video camera recorders,used in other purposes	11 171	665 592	257 925	111 705 559
85258040	Television cameras	167	3 902	4 331	2 985 656
85258051	Digital single lens reflex (DSLR)	-	246	-	87 988
85258059	Digital camera other than DSLR	55 355	202 269	10 020 045	38 472 160
85261010	Radar app.,ground based,use in civil aircraft,used solely on sea-going vessel	-	77	-	37 834
85261090	Other radar apparatus	3 437	432 205	110 765	10 736 712
85269110	Radio navigational aid app.,use in civil aircraft,used solely on sea-going vessel	107	4 609	11 828	68 506
85269190	Other radio navigational aid apparatus	58 915	821 727	4 702 415	66 760 559
85269200	Radio remote control apparatus	443	2 147	300	15 075
85271200	Pocket-size radio cassette-players	-	263 335	-	6 507 217
85271310	Apparatus radio-broadcasting combined with sound recording/reproducing, portable	40 622	160 671	655 047	2 470 607
85271390	Apparatus radio-broadcasting combined with sound recording/reproducing, not portable	-	80	-	31
85271920	Apparatus radio-broadcasting combined without sound recording/reproducing, portable	63 291	389 516	1 379 594	7 780 818
85271990	Apparatus radio-broadcasting combined without sound recording/reproducing, not portable	400	18 773	2 112	176 527
85272100	Radio-broadcast receiver,use ext source power combined with sound record app	274 369	2 859 522	9 723 978	100 968 937
85272900	Radio-broadcast receiver,use ext source power not combined with sound record app	44 937	381 378	1 912 168	15 832 615
85279110	Oth radio-broadcast receiver,ext source power combined w/ sound record;portable	-	22 572	-	146 992
85279190	Oth radio-broadcast receiver,ext source power comb. w/ sound record;not portable	8 500	13 035	52 500	74 732
85279220	Oth radio-broadcast receiver,ext source power not combined with sound record app, mains operated	3 806	3 806	56 970	56 970
85279990	Oth radio-broadcast receiver not capable,w/o ext source power,uncombined with sound record&clock,not mains operated	-	56 804	-	1 190 884
85284200	Cathode-ray tube monitors,capable of directly connecting&design. use automatic data processing machine of head 84.71	29	2 594	4 909	219 636
85284910	Color cathode-ray tube monitors,capable of directly use automatic data processing machine of head 84.71	21	2 240	3 900	27 863
85284920	Monochrome cathode-ray tube monitors,capable of directly use automatic data processing machine of head 84.71	3	8 278	1 063	12 984
85285200	Monitors; other than cathode-ray tube; capable of directly connecting to and designed for use with an automatic data processing machine of heading 84.71	97 767	890 088	1 949 857	18 230 665
85285910	Oth color monitors,capable of directly connecting&designed use automatic data processing machine of head 84.71	94 296	715 076	6 379 789	47 477 928
85285920	Oth monochrome monitors,capable of directly connect.&desig,use automatic data processing machine of head 84.71	86	193	759	7 238

Tabel 3 : Ekspor Indonesia menurut Komoditi (Kode HS 8 digit)

Oktober 2018

Kode H S	Uraian golongan barang	Berat bersih (Kg)		Nilai F.O.B. (U S \$)	
		Bulan ini	Kumulatif	Bulan ini	Kumulatif
(1)	(2)	(3)	(4)	(5)	(6)
85286200	Projector, capable of directly connecting & designed use automatic data processing machine of head 84.71	-	150	-	4 483
85286910	Other projector, having the capability of projecting onto a screen diagonally measuring 300 inches or more	-	159	-	16 820
85286990	Other projector, having the capability of projecting onto a screen diagonally measuring less 300 inches	1 537	4 400	368	76 610
85287111	Reception apparatus for television, set top box which have a communication function, mains operated	396 600	4 763 443	21 236 656	268 615 203
85287119	Reception apparatus for television, set top box which have a communication function, not mains operated	6	6	66	66
85287191	Reception apparatus for television, other set top box which have a communication function, mains operated	6 075	27 675	183 582	836 318
85287199	Reception apparatus for television, other set top box which have a communication function, not mains operated	2	285	579	8 987
85287210	Other reception for TV, colour, battery operated	54	580	2 360	6 888
85287292	LCD, LED and other flat panel display type	2 283 096	17 084 698	54 261 516	430 582 694
85287299	Other reception for TV, colour, not battery operated	3 208	39 542	11 268	217 998
85287300	Reception apparatus for tv, with or not incorporating radio-broadcast receivers/sound/video recording/reproducing apparatus; incorporating a monochrome video display	-	12 051	-	235 651
85291021	Parabolic aerial reflector dishes for TV reception	1 958	24 273	1 060	26 318
85291029	Other parabolic aerial reflector dish for TV reception	2 526	28 858	8 711	84 817
85291030	Telescopic, rabbit & dipole antennae for TV, or radio receivers	2 741	7 362	23 348	182 473
85291040	Aerial filters and separators	216	10 976	38 211	476 992
85291060	Feed horns (wave guide)	-	4	-	566
85291092	Other aerials & aerial reflectors, used with transmission app. for radio-broadcast/TV	31 339	318 602	265 327	7 139 775
85291099	Other aerials & aerial reflector, used with transmission app. for other purposes	19 712	120 327	332 412	6 282 049
85299020	Part of decoder for use with transmission apparatus	171	3 850	4 850	414 476
85299040	Part of digital cameras/video camera recorders for use with transmission apparatus	164	17 266	35 700	1 849 963
85299051	Other printed circuit board; assembled, for transmission apparatus	696	5 755	221 610	1 857 181
85299052	Other printed circuit board; assembled, for radio-broadcast receiver	19 465	339 956	404 495	8 584 103
85299053	Other printed circuit board; assembled, for flat panel display monitor/projector	32 034	165 868	255 005	1 251 117
85299054	Other printed circuit board; assembled, for TV receivers	153	13 681	22 074	310 394
85299055	Other printed circuit board; assembled, for other monitor/projector	7	19 983	116	36 159
85299059	Other printed circuit board; assembled, for other monitor and projectors	6 218	72 492	299 839	2 882 265
85299091	Other printed circuit board; not assembled, for television receivers	96 164	1 205 984	11 882 670	119 565 160
85299094	Other printed circuit board; not assembled, for flat panel display	264 886	795 769	244 175	8 031 280
85299099	Other printed circuit board; not assembled, for other monitor and projectors	22 298	189 566	184 945	2 114 506
85308000	Electrical signaling, safety/traffic control for roads, inland waterways, parking facility, port install./airfields	-	2 574	-	4 639
85309000	Part of equipment railways, tramways, road, waterway, parking facilities, etc	-	860	-	9 915
85311010	Burglar alarms	-	14	-	664
85311020	Fire alarms	82	840	4 500	31 929
85311030	Smoke alarms; portable personal alarm (shrill alarm)	28	424	2 279	25 306
85311090	Other alarms and similar apparatus	47 061	498 944	1 580 867	15 488 914
85312000	Indicator panel incorporating LCD/LED	599 958	7 877 001	12 759 621	170 811 354
85318010	Electronic bells and other sound signalling apparatus	1 990	23 046	82 879	849 337
85318021	Vacuum fluorescent display panels	-	4 130	-	9 422

Tabel 3 : Ekspor Indonesia menurut Komoditi (Kode HS 8 digit)

Oktober 2018

Kode H S	Uraian golongan barang	Berat bersih (Kg)		Nilai F.O.B. (U S \$)	
		Bulan ini	Kumulatif	Bulan ini	Kumulatif
(1)	(2)	(3)	(4)	(5)	(6)
85318029	Flat panel displays other than vacuum fluorescent	66	446	2 947	9 025
85318090	Other electric sound/visual signalling apparatus	15 054	212 682	326 208	4 236 889
85319010	Parts including printed circuit assemblies,of panel indic.,electric sound/visual signalling app,flat panel display	-	5	-	160
85319090	Part of other electric sound or visual signalling apparatus	9 417	168 436	234 634	4 536 937
85321000	Fixed capacitor designed for use in 50/60Hz circuit, and having reactive power handling capacity >=0.5 kVar	26	717	5 037	343 296
85322100	Tantalum	17 273	175 151	16 888 805	174 560 325
85322200	Aluminium electrolytic	750 320	7 811 124	17 122 783	176 865 204
85322300	Ceramic dielectric,single layer	69 854	936 869	1 226 154	15 733 570
85322400	Ceramic dielectric,multi layer	0	143 759	899	34 203 383
85322500	Dielectric of paper or plastic	3 536	31 574	186 137	1 933 816
85322900	Electrical capacitors; fixed, n.e.c. in heading no. 8532	139 284	840 415	11 128 881	61 973 807
85323000	Variable/adjustable (pre-set) capacitors	54	49 617	1 171	620 764
85329000	Parts of fixed electrical capacitor	13	4 809	138	214 618
85331010	Fixed carbon resistors, composition/film type; surface mounted	0	77	78	30 363
85331090	Fixed carbon resistors, composition/film type; not surface mounted	1 585	3 758	1 715	142 525
85332100	Electrical resistors; fixed, for a power handling capacity not exceeding 20W (including rheostats and potentiometers but excluding heating resistors and carbon resistors)	229 176	1 884 626	8 173 168	69 195 580
85332900	Electrical resistors; fixed, for a power handling capacity exceeding 20W (including rheostats and potentiometers but excluding heating resistors and carbon resistors)	53 391	576 647	1 184 213	15 106 623
85333100	Wirewound variable resistors, rheostats & potentiometers for a power handling capacity <= 20W	-	8	-	3 306
85333900	Wirewound variable resistors, rheostats & potentiometers for a power handling capacity > 20W	-	169	-	7 567
85334000	Electrical resistors; variable, including rheostats and potentiometers (excluding heating)	8 574	27 489	230 066	1 303 333
85339000	Parts of fixed resistors	748	148 745	2 724	4 747 234
85340010	Printed circuits, single-sided	82 633	1 048 405	877 242	11 631 745
85340020	Printed circuits, double-sided	4	10 737	500	255 200
85340030	Printed circuits, multi-layer	12	2 246	816	49 016
85340090	Other printed circuits	13 058	165 766	3 580 839	37 126 338
85351000	Fuses, for a voltage > 1000V	185	1 136	2 478	111 254
85352110	Automatic circuit breakers for a voltage< 72,5 kV; moulded case type	-	1	-	67
85352190	Automatic circuit breakers for a voltage< 72,5 kV; other circuit breaker	1 405	19 088	39 541	519 109
85352990	Automatic circuit breakers for a voltage>= 72,5 kV other circuit breaker	354	22 768	4 295	51 245
85353011	Disconnecter having a voltage < 36 kV	-	5	-	43
85353019	Disconnecter having a voltage >= 36 kV	-	22	-	472
85353020	Isolating switch & make-and-break switches for a voltage of >= 66 kV	11 081	581 659	259 544	9 027 105
85353090	Isolating switch & make-and-break switches for a voltage of < 66 kV	41 585	43 854	1 387 181	1 464 302
85354000	Lightning arresters,voltage limiters and surge suppressors	1 148	23 509	233 469	2 012 597
85359010	Bushing and tap changer assemblies for electricity distribution/power transformers	54 293	276 770	761 162	3 984 896
85359020	Change-over switches of a kind used for starting electricmotors	636	6 641	6 024	360 404
85359090	Oth bushing,tap changer assembl and switches starting for electricity	8 238	366 200	43 169	3 680 454
85361011	Thermal fuses glass type: suitable for use in electric fans	1	11 740	19	102 142
85361012	Thermal fuses glass type: other, for a current of < 16 A	586	11 753	20 865	320 827
85361013	Thermal fuses glass type: fuse blocks, of a kind used formotor vehicles	2 873	14 054	40 786	205 106

Tabel 3 : Ekspor Indonesia menurut Komoditi (Kode HS 8 digit)

Oktober 2018

Kode H S	Uraian golongan barang	Berat bersih (Kg)		Nilai F.O.B. (U S \$)	
		Bulan ini	Kumulatif	Bulan ini	Kumulatif
(1)	(2)	(3)	(4)	(5)	(6)
85361019	Oth thermal fuses glass type	285	2 173	14 806	148 162
85361091	Oth thermal fuses, suitable for use in electric fans	-	163	-	5 860
85361092	Oth thermal fuses, other, for a current of < 16 A	-	106	-	47 970
85361093	Oth thermal fuses, fuse blocks, of a kind used for motor vehicles	1 179	1 292	21 006	22 291
85361099	Other fuses n.e.c. in heading 85.36	74	3 651	3 890	36 475
85362011	Automatic circuit breakers; moulded case, for a current, of less than 16 A	-	11 302	-	84 679
85362012	Automatic circuit breakers; moulded case, for a current, >=16A but <=32A	1	3 500	42	28 215
85362013	Automatic circuit breakers; moulded case, for a current, >32A but <=1000A	-	897	-	29 406
85362019	Automatic circuit breakers; moulded case, for a current, >1000A	22 343	252 795	1 200 430	11 863 295
85362020	Automatic circuit breakers, kind incorporated into electrothermic domestic appliances of heading 85.16	293	5 123	3 605	151 202
85362091	Automatic circuit breakers, kind incorporated into electrothermic domestic appliance, other of a current < 16A	-	8	-	104
85362099	Automatic circuit breakers, kind incorporated into electrothermic domestic appliance, other of a current >= 16A	155	6 463	288	70 829
85363020	Electrical circuit protector used in radio equipment or in electric fans	592	8 957	11 156	150 323
85363090	Oth apparatus for protecting electrical circuits	40 350	286 577	1 304 033	9 182 134
85364110	Digital relays, voltage <= 60V	7 588	58 687	192 624	1 792 679
85364120	Relays used in radio equipment, voltage <= 60V	-	5	-	152
85364140	Oth relays, voltage <= 60V, a current <16A	22 130	295 651	990 358	10 797 859
85364191	Semiconductor/electro-magnetic relays <=28 V	101 241	978 959	3 279 195	31 184 496
85364199	Semiconductor/electro-magnetic relays >28 V	35 204	341 732	800 864	7 081 813
85364910	Digital relays, voltage > 60V	548	38 878	38 741	2 035 299
85364990	Other digital relays, voltage > 60V	274 698	3 130 215	6 895 223	75 629 091
85365020	Over-current and residual-current, automatic switches	25 843	295 539	573 297	6 363 714
85365033	High inrush switch, of a rated current carrying capacity <16A	-	832	-	13 852
85365039	Other high inrush switches and commutators for stoves and ranges	14 333	100 469	273 159	1 853 263
85365040	Miniature switches suitable for rice cookers or toaster ovens	54	1 130	60	4 822
85365051	Electronic AC switch, voltage <=1000V, for a current < 16A	-	2 192	-	7 103
85365059	Electronic AC switch, voltage <=1000V, for a current >= 16A	3 077	3 583	14 622	17 434
85365061	Make&break switch used in domestic electrical wiring, <=500V, for a current < 16A	27 759	473 617	960 192	15 784 127
85365069	Make&break switch used in domestic electrical wiring, <=500V for a current >= 16A	1	170	254	8 988
85365092	Oth make&break switch used in domestic electrical wiring, >500V, use in electric fans	-	31	-	473
85365095	Oth make&break switch, >500V, change-over switches; for starting elec. motors/fuse switches	709	61 286	48 922	963 980
85365099	Other make&break switch, >500V	183 139	1 687 050	8 857 614	84 894 951
85366110	Lamp holder used for compact lamps or halogen lamps	410	1 590	1 978	8 079
85366191	Lamp holder used for oth lamps, a current < 16A	-	85	-	3 551
85366199	Lamp holder used for oth lamps, a current >= 16A	-	48	-	1 681
85366911	Telephone plugs for a current < 16A	-	0	-	5
85366919	Telephone plugs for a current >= 16A	393	1 102	1 298	14 674
85366923	Audio/video & cathode ray tube socket for TV or radioreceiver, a current <= 16A	-	171	-	9
85366929	Audio/video & cathode ray tube socket for TV or radioreceiver, a current > 16A	-	4 433	-	96 577
85366932	Socket&plug for co-axial cable&printed circuits, for a current < 16A	234	5 744	20 222	453 446
85366939	Socket&plug for co-axial cable&printed circuits, for a current >= 16A	102 634	112 429	947 283	1 145 671
85366992	Oth Socket&plug for co-axial cable&printed circuits, for a current < 16A	113	21 708	3 332	231 202

Tabel 3 : Ekspor Indonesia menurut Komoditi (Kode HS 8 digit)

Oktober 2018

Kode H S	Uraian golongan barang	Berat bersih (Kg)		Nilai F.O.B. (U S \$)	
		Bulan ini	Kumulatif	Bulan ini	Kumulatif
(1)	(2)	(3)	(4)	(5)	(6)
85366999	Oth Socket&plug for co-axial cable&printed circuits,for a current >= 16A	12 654	120 649	525 495	5 226 934
85367010	Connector for optical fibres,optical fibres bundles or cables;ceramics	6	2 764	4 581	6 909
85367020	Connector for optical fibres,optical fibres bundles or cables;copper	-	2	-	1 577
85367090	Oth connector for optical fibres,optical fibres bundles or cables	3 294	56 896	381 917	2 328 731
85369012	Connection&contact elements for wires & cables;wafer probers;current < 16A	425	52 360	2 360	41 813
85369019	Connection&contact elements for wires & cables;wafer probers;current >= 16A	1 453	23 683	92 459	1 663 238
85369022	Junction boxes,for a current < 16A	-	76	-	487
85369029	Junction boxes,for a current >= 16A	18 000	191 869	1 474 900	12 657 475
85369032	Cable connector,connector/adaptor for co-axial cable,commutator,current<16A	620	1 521	20 116	37 117
85369039	Cable connector,connector/adaptor for co-axial cable,commutator,current>=16A	296 007	2 256 563	8 203 735	68 672 875
85369093	Telephone patch panels	-	11 090	-	6 308
85369094	Other cable connector,for a current < 16A	3 296	64 239	95 232	1 775 404
85369099	Other cable connector,for a current >= 16A	109 525	967 639	4 092 600	37 426 142
85371011	Control panel use in distributed controlsystem;voltage<1000V	787	236 071	44 869	3 879 670
85371012	Control panel fitted with a programmable processor;voltage<1000V	5 480	29 075	47 015	234 742
85371013	Control panel for AC,refrigerator,washing mach.,vacuum cleaner,mixer,water heater	821	7 117	78 759	535 082
85371019	Other control panel	44 286	3 234 920	2 214 693	61 450 448
85371020	Distribution board (incl back panels & back planes) used with auto data process. mach.,telp sets,transmiss. app.	264	19 401	23 132	987 558
85371030	Programmable logic controllers for auto-mach for transport handling&storages of dies for semiconductor device	777	52 667	58 631	4 421 291
85371091	Switchboard & control panels: used in radio equipment or electric fans	237	9 483	75 843	1 053 042
85371092	Switchboard & control panels: use in distributed control systems	49 385	408 067	1 129 124	9 520 090
85371099	Switchboard & control panels: use for other purposes	145 333	1 863 702	5 349 448	65 795 329
85372011	Switchboards incorporating electrical instruments forbreaking, connecting/protecting electrical circuit >=66 kV	-	170	-	68 341
85372019	Switchboards incorporating electrical instruments forbreaking, connecting/protecting electrical circuit < 66 kV	1	135 028	1	2 918 402
85372021	Control panels incorporating electrical instruments forbreaking, connecting/protecting electrical circuit >=66 kV	6 298	11 022	1 000	88 998
85372029	Control panels incorporating electrical instruments forbreaking, connecting/protecting electrical circuit < 66 kV	-	16 233	-	68 829
85372090	Oth board for electrical control for voltage< 1000 volt	270 096	2 670 648	4 797 625	47 803 993
85381011	Parts of programmable logic controllers for auto-mach for transpot for semiconductor device, voltage <=1000V	31	2 902	325	43 871
85381019	Other part of programable logic controller used in radioequipment,vaoltage <=1000V	7 183	137 617	181 591	2 356 382
85381021	Parts of programmable logic controllers for auto-mach for transpot for semiconductor device, voltage >1000V	-	19	-	1 773
85381022	Part of programable logic controller used in radioequipment,vaoltage >1000V	-	185	-	185
85381029	Other part of programable logic controller used in radioequipment,vaoltage >1000V	5 594	87 971	150 311	1 187 770
85389011	Part including printed circuit assmbles of telp plug;connect&contact element, wire & cable, voltage <=1000V	3	235	1 757	79 429
85389012	Part of switch,socket&plug for coaxial cable, etc oth apparatus,voltage <=1000V	24 798	210 291	601 882	4 267 047
85389013	Part of distribution boards,voltage <=1000V	-	22	-	10

Tabel 3 : Ekspor Indonesia menurut Komoditi (Kode HS 8 digit)

Oktober 2018

Kode H S	Uraian golongan barang	Berat bersih (Kg)		Nilai F.O.B. (U S \$)	
		Bulan ini	Kumulatif	Bulan ini	Kumulatif
(1)	(2)	(3)	(4)	(5)	(6)
85389019	Oth part of electric switch,socket&plug, voltage<= 1000V	65 582	699 657	4 024 996	39 808 870
85389020	Oth part including printed circuit assmblies of telp plug;connect&contact; voltage>1000V	9 028	47 241	273 570	1 456 203
85391010	Sealed beam lamp units for motor vehicles	3 604	36 948	74 123	843 308
85391090	Sealed beam lamp units for others	3 488	17 609	13 106	112 640
85392120	Tungsten halogen used in medical equipment	925	3 273	2 686	9 366
85392130	Tungsten halogen used for motor vehicles	62	1 213	662	48 139
85392140	Other reflector lamp bulbs of tungsten halogen	-	1 864	-	7 140
85392190	Other tungsten halogen	323	15 247	375	30 272
85392231	Other reflector lamp bulbs,used in decorative illumination,power <= 60 W	298	36 579	1 876	211 791
85392232	Other reflector lamp bulbs,used in decorative illumination,power > 60 W	-	593	-	2 907
85392233	Other reflector lamp bulbs,for domestic lighting,power<=200W & voltage>100V	70	3 318	63	2 906
85392239	Other reflector lamp bulbs, power<=200W & voltage>100V	1 344	14 408	8 371	64 700
85392291	Oth filament lamp,excl ultra-violet/infra-red halogen,power<=200W&>100V,used decorative illumination,power<=60W	-	4	-	60
85392293	Oth filament lamp,excl ultra-violet/infra-red halogen,power<=200W&>100V,for domestic lighting	108	153	175	205
85392299	Oth filament lamp,excl ultra-violet/infra-red halogen,power<=200W&>100V	26	103	77	762
85392920	Oth filament lamp,excl ultra-violet/infra-red, use motorvehicles	13 329	101 280	168 472	1 293 488
85392930	Oth filament lamp,excl ultra-violet/infra-red, for otherreflector lamp bulbs	327	2 822	19 424	95 111
85392941	Flashlight bulbs:miniature indicator bulbs, rated up to 2.25V, suitable for medical equipment	-	15	-	58
85392949	Other flashlight bulbs:miniature indicator bulbs, rated up to 2.25V	76	107	642	725
85392950	Oth filament lamps,exc tungsten halogen,oth have capacity, >200W&<300 and voltage > 100V	-	1 014	-	4 210
85392960	Oth filament lamps,exc tungsten halogen,oth have capacity, <=200W and voltage <=100V	20	278	150	2 911
85392990	Oth filament lamps,exc tungsten halogen,oth have capacity, >300W	128	7 156	5 600	323 309
85393110	Tubes for compact fluorescent lamps of fluorecent, hot cathode, excl UV lamps	0	20	349	5 508
85393120	Straight tubes for oth fluorescent lamps,hot cathode, excl UV lamps	-	2 638	-	37 322
85393130	Compact fluorescent lamps with built-in ballasthot cathode, excl UV lamps	80	1 276	1 789	3 523
85393190	Oth fluorescent,hot cathode, discharge lamps, excl UV lamps	18 042	74 233	55 458	265 256
85393200	Mercury/sodium vapour lamps;metal halidelamps excl UV lamps	0	9	316	399
85393930	Oth fluorescent, cold cathode types,discharge lamps,excl UV lamps	3 641	55 992	54 572	838 823
85393990	Other discharge lamps, other than UV lamps, cold cathode types	2 433	55 590	46 759	1 187 806
85394100	Arc lamps	3 509	32 294	1 445 110	10 502 866
85394900	Ultra-violet/infra-red lamps	4 890	27 235	9 539	152 004
85395000	Light-emitting diode (LED) lamps	1 228	111 482	57 492	2 537 063
85399010	Aluminium end cap for fluoresc lamp; aluminium screw caps for incandescent lamps	105	2 219	484	24 766
85399020	Parts of aluminium end for fluorescen lapmps; of kind used for motor vehicles	55	1 791	2 581	19 367
85399090	Oth parts of aluminium end for fluorescen lapmps; of kind used for motor vehicles	175	16 198	6 859	323 610

Tabel 3 : Ekspor Indonesia menurut Komoditi (Kode HS 8 digit)

Oktober 2018

Kode H S	Uraian golongan barang	Berat bersih (Kg)		Nilai F.O.B. (U S \$)	
		Bulan ini	Kumulatif	Bulan ini	Kumulatif
(1)	(2)	(3)	(4)	(5)	(6)
85402000	TV camera tubes; image converters and intensifiers; other photo-cathode tubes	158	185	1 289	2 581
85404010	Data/graphic display tubes,color, of heading 85.25	-	0	-	29
85407100	Magnetrons	-	136	-	140 963
85407900	Microvawe tubes, not magnetrons, excl grid-controlled tubes	-	510	-	24 926
85408100	Receiver/amplifier valves and tubes	4	5	800	1 416
85408900	Valves and tubes; n.e.c. in heading no. 8540	-	5	-	619
85409990	Other parts of thermionic,cold cathode orphoto-cathode,valves and tubes	12	324	721	17 448
85411000	Diodes, other than photosensitive/light emitting diodes	1 217	12 283	512 626	5 771 780
85412100	Transistor oth than photosensitive with a dissipation rate of <1 W	100	820	56 334	395 889
85412900	Transistor oth than photosensitive with a dissipation rate of >=1 W	31 679	369 459	1 039 104	12 332 909
85413000	Thyristors,diacs and triacs,other photosesintive devices	35	65	27 600	94 440
85414010	Light emitting diodes	8 931	107 527	3 121 780	23 005 177
85414021	Photovoltaic cells, not assembled	1	1 863	264	83 968
85414022	Photovoltaic cells, assembled in modulesor made up into panels	271 169	4 354 864	1 408 263	25 768 073
85414029	Oth photocells, including photodiodes & phototransistors	2	67	4 613	6 612
85414090	Oth photosensitive semiconductor devices	11 346	159 085	943 664	9 506 208
85415000	Electrical apparatus; photosensitive semiconductor devices n.e.c. in heading no. 8541, incl. photovoltaic cells, whether / not assembled in modules or made up into panels	4 992	63 997	3 172 707	56 591 788
85416000	Mounted piezo-electric crystals	4 399	45 921	4 711 993	44 074 026
85419000	Parts of diodes,transistors & similar; photosensitivesemiconductor devices	414	8 606	234 827	3 445 333
85423100	Processor & controller of electronics integrated circuits	50 405	427 226	7 020 763	63 561 844
85423200	Memories of electronic integrated circuits	691	13 314	302 885	959 506
85423300	Amplifiers of electronic integrated circuits	136	6 573	6 222	427 925
85423900	Electronic integrated circuits; n.e.c. in heading no. 8542	69 016	710 660	20 799 526	213 967 141
85429000	Parts of electronic integrated circuits	11 581	236 190	5 796 940	56 041 423
85431000	Particle accelerators of electrical machines and appartus	-	38	-	6 393
85432000	Signal generators of electrical machines and appartus	-	6 178	-	849 719
85433020	Wet processing equipment for the application by immersion of chemical/electrochemical solutions	-	70 901	-	769 322
85433090	Oth machine and apparatus for electroplating,electrolysisor electrophoresis	2 652	71 293	16 636	1 398 330
85437020	Remote control apparatus,oth radio remote control apparatus	236 697	2 366 408	4 456 279	43 167 615
85437030	Electrical machines with translation/dictionary functions	1 208	10 657	34 964	313 630
85437040	Equipment/machine for removal dust particle&curingmaterial by UV light for mfg of printed circuit boards	509	1 028	88 292	124 881
85437090	Oth equipment/machine for removal dust particle&curingmaterial by UV light for mfg of printed circuit boards	87 204	398 199	1 859 392	12 280 168
85439010	Parts of particle accelerators or signal generators	-	17	-	3 387
85439020	Part of Wet processing equipment for the application by immersion of chemical/electrochemical solutions	-	16 811	-	148 636
85439090	Parts of oth electrical machines and apparatus,having individual fuctions	59 256	426 712	5 264 068	55 279 783
85441120	Winding wire of copper,with an outer coating/covering of,paper,textile/poly(vinyl chloride)	1 082 600	8 761 749	7 153 480	58 319 461
85441130	Winding wire of copper,with an outer coating/covering of,lacquer	467	1 720	20 093	88 893
85441140	Winding wire of copper,with an outer coating/covering of,enamel	649 764	4 976 906	5 024 532	41 381 460
85441190	Winding wire of other than copper	16 800	200 989	272 638	3 006 745
85441900	Insulated electric conductors; winding wire, (of other than copper)	8 544	130 828	257 514	3 811 497

Tabel 3 : Ekspor Indonesia menurut Komoditi (Kode HS 8 digit)

Oktober 2018

Kode H S	Uraian golongan barang	Berat bersih (Kg)		Nilai F.O.B. (U S \$)	
		Bulan ini	Kumulatif	Bulan ini	Kumulatif
(1)	(2)	(3)	(4)	(5)	(6)
85442011	Co-axial cable&oth co-axial electric conductor, fitted with connector;<=66kV;insulated with rubber/plastic	12 528	363 115	251 100	3 055 253
85442019	Co-axial cable&oth co-axial electric conductor, fitted not with connector;<=66kV;insulated with rubber/plastic	216 989	2 058 518	2 525 599	23 613 121
85442021	Co-axial cable&oth co-axial electric conductor, not fitted with connector;<=66kV;insulated with rubber/plastic	9 177	104 747	60 654	763 729
85442029	Co-axial cable&oth co-axial electric conductor, not fitted not with connector;<=66kV;insulated with rubber/plastic	4 045	8 036	181 135	301 909
85442039	Co-axial cable&oth co-axial electric conductor, fitted not with connector;>66kV;insulated with rubber/plastic	-	3 094	-	23 271
85442041	Co-axial cable&oth co-axial electric conductor, not fitted with connector;>66kV;insulated with rubber/plastic	-	54	-	1 762
85442049	Co-axial cable&oth co-axial electric conductor, not fitted not with connector;>66kV;insulated with rubber/plastic	102	2 221	1 762	24 780
85443012	Wiring harness for motor vehicle; for used vehicles ofhead 87.02,87.03,87.04/84.11;insulate with rubber/plastic	1 741 932	13 048 434	23 533 559	215 400 537
85443013	Wiring harness for motor vehicle; for used vehicles of exclhead 87.02,87.03,87.04/84.11;insulate with rubber/plastic	776 597	6 735 289	16 771 264	145 527 254
85443014	Wiring harness for motor vehicle; for used vehicles of head87.02,87.03,87.04/84.11;not insulate with rubber/plastic	8	624 156	6	13 822 674
85443019	Wiring harness for motor vehicle; for used vehicles of exclhead 87.02,87.03,87.04/84.11;not insulate w rubber/plastic	2 154 123	17 564 222	40 562 759	362 751 278
85443091	Ignition wiring sets,not wiring set,used in vehicle,aircraft/ship;insulate rubber/plastic	190	2 835	16 662	176 314
85443099	Ignition wiring sets,not wiring set,used in vehicle,aircraft/ship; no insulate rubber/plastic	511 028	4 367 524	8 898 982	79 823 943
85444211	Submarine telephone/telegraph/radio relay cablesfitted with connectors; voltage <= 80 V	13 773	13 959	69 623	70 583
85444213	Electric conductor with connectors for telecommunication used, voltage <=80V, insulated with rubber, plastic/paper	462	488	9 474	13 648
85444219	Electric conductor with connectors for telecommunication used, voltage<=80V, not insulated with rubber,plastic/paper	100 076	2 010 193	2 812 463	36 614 770
85444221	Telephone, telegraph, radio relay cable submarine,fitted with conector;80V<voltage<=1000V	-	15	-	654
85444223	Electric conductor with connectors for telecommunication used, 80V<voltage<=1.000V,inslted with rubber,plastic/paper	-	339	-	2 264
85444229	Electric conductor with connectors for telecommunication used 80V<volt<=1.000V,not inslted with rubber,plastic/paper	19 866	240 034	236 978	3 385 470
85444232	Battery cables,insulate with rubber/plasticfor vehicle 8702,8703,8704/8711, 80V<voltage<=1.000V	0	1	11	18
85444234	Battery cables,not insulate with rubber/plasticfor vehicle 8702,8703,8704/8711, 80V<voltage<=1.000V	-	148	-	107
85444239	Battery cables,not insulate with rubber/plastic forother than vehicle 8702,8703,8704/8711, 80V<voltage<=1.000V	-	7 285	-	111 735
85444294	Other electric cables insulated with plastic,having a core diameter <=5 mm	183	151 810	14 687	2 994 102
85444295	Other electric cables insulated with plastic,having a core diameter >5 mm and <=19.5 mm	19	290	4 396	47 959
85444296	Other electric cables insulated with plastic, diameter> 19.5 mm	2	1 077	67	6 507
85444297	Other electric cables insulated with paper/rubber	146 484	1 497 875	1 279 861	12 160 466
85444298	Flat data cables having two lines or more	23	1 487	911	136 363
85444299	Other electric cables other than insulated with plastics, paper/rubber, diameter> 5 mm	182 062	1 733 950	2 933 409	28 209 820
85444911	Submarine telephone/telegraph/radio relay cablesnot fitted with connectors; voltage <= 80 V	295	2 720	13 029	182 435

Tabel 3 : Ekspor Indonesia menurut Komoditi (Kode HS 8 digit)

Oktober 2018

Kode H S	Uraian golongan barang	Berat bersih (Kg)		Nilai F.O.B. (U S \$)	
		Bulan ini	Kumulatif	Bulan ini	Kumulatif
(1)	(2)	(3)	(4)	(5)	(6)
85444913	Oth electric conductor, not fitted connector,insulated withrubber,paper/plastic for used telcommnication, voltage <=80V	-	1 566	-	7 040
85444919	Oth electric conductor, not fitted connector,not insulated for used telecommunication, voltage <=80V	31 490	102 768	645 471	1 755 224
85444921	Shielded wire for manufactur of auto-wiring harnesses, not for telecommunication, <=80 v	6 581	48 286	658 184	4 221 668
85444922	Electrical cables insulated with plastic diameter<=19.5 mm,not use for telecommunication, voltage <=80V	6 046	58 076	39 673	1 038 091
85444923	Electrical cables insulated with plastic diameter<=19.5 mm,for oth electric cables insualated with plastic	251	953	4 097	18 254
85444929	Electrical cables insulated with plastic diameter>19.5 mm,not use for telecommunication, voltage <=80V	760	29 731	15 583	408 467
85444932	Oth electric conductor, not fitted connector,insulated withplastic for used telcmnication, 80V< voltage <= 1.000V	-	44	-	1 368
85444939	Oth electric conductor, not fitted connector,insulated withoth material for used telecommunication, 80V< voltage <=1kV	1 826 805	16 479 722	11 146 869	106 399 328
85444949	Oth electric conductor, not fitted connector,insulated withoth material oth than telecommunication, 80V< voltage <=1kV	249 758	2 072 949	1 379 693	12 079 353
85446011	Cables insulated with plastics, diameter <= 22,7 mm,1 kV<voltage<=36 kV	14 756	18 806	53 042	79 711
85446019	Oth electric conductors, not insulated, 1 kV<voltage<=36 kV	21 140	1 512 123	108 046	7 656 174
85446029	Oth electric conductors,not insulated,36 kV<voltage<=66 kV	1	23 378	9	116 434
85446039	Oth electric conductors, not insulated, voltage >66 kV	-	16 444	-	155 537
85447010	Optical fibre cable of telephone, telegraph, radio relay cables,submarine	37 920	42 949	172 580	204 606
85447090	Other optical fibre cables	19 110	475 352	293 747	4 169 703
85451100	Electroda of graphite/oth carbon, used for furnaces	-	12 671	-	1 376
85451900	Electroda of graphite/oth carbon, used not for furnaces	223 545	1 896 681	341 923	2 841 607
85452000	Carbon brushes of graphite/oth carbon, for electrical purposed	14	4 288	340	29 309
85459000	Lamp carbons,battery carbons & oth article of graphite/oth carbon,with or w/o metal for electrical purposes	15 390	133 744	155 015	1 785 513
85461000	Electrical insulators of glass	-	341	-	9 668
85462010	Transformer bushing& circuit breaker insulators,of ceramics	162	36 305	4 932	67 919
85462090	Electrical insulators of any material other than glass and ceramics	5 237	10 015	1 970	30 022
85469000	Electrical insulators; other than of glass and ceramics	2 735	10 759	39 544	295 393
85471000	Insulating fitting for electrical mchines, appliances/equipment; of ceramics	-	24	-	268
85472000	Insulating fitting for electrical mchines, appliances/equipment; of plastic	9 807	82 376	213 904	1 748 326
85479010	Electric conduit tubbingg & joint therefor of base metal line with insulating material	-	3 698	-	4 707
85479090	Other insulating fittings for electrical mchines,appliances/equipment,being fitting wholly of insulating material apart	420	10 261	4 904	91 273
85481013	Lead acid scrap storage batteries, drained/undrained, of 6V and 12V electric accumulators of height <23cm	-	20	-	15
85481019	Lead acid scrap storage batteries, drained/undrained, of 6V and 12V electric accumulators of height >=23cm	10	202	45	1 336
85481091	Waste & scrap of primary cells, primary batteries&electric accumulators of oth primary cells and primary batteries	-	98	-	1 046
85481099	waste and scrap containing other primary cells,primary batteries, and electric accumulator of used in aircraft	-	1 186	-	2 102
85489010	Image sensors contact type copmrising a photo-conductive sensor element,an electric charge storage cendenser,	6 252	50 545	195 173	1 553 045
85489020	Printed circuit assemblies including such assemblies for external connections	55 359	534 044	613 043	6 631 228

Tabel 3 : Ekspor Indonesia menurut Komoditi (Kode HS 8 digit)

Oktober 2018

Kode H S	Uraian golongan barang	Berat bersih (Kg)		Nilai F.O.B. (U S \$)	
		Bulan ini	Kumulatif	Bulan ini	Kumulatif
(1)	(2)	(3)	(4)	(5)	(6)
85489090	other waste and scrap of other primary cells,primary batteries, and electric accumulator of used in aircraft	32 714	195 454	46 457	1 841 118
86040000	Railway/tramway maintenance/service vehicles, whether or,not self-propelled	253	253	14 599	14 599
86061000	Tank wagons and the like	3 160	9 084	670	2 881
86069900	Railway or tramway goods vans and wagons; n.e.c. in heading no. 8606, not self-propelled	-	50	-	122
86071100	Driving bogies and bissel-bogies	-	135	-	4 699
86071900	Axles and wheels, and parts thereof	370 781	6 808 875	576 000	10 948 414
86072100	Air brakes and parts thereof	-	31	-	1 108
86072900	Brakes and parts thereof other than air brakes	51	1 458	1 825	40 809
86073000	Hooks & oth coupling devices, buffers, and parts thereof	760	1 630	40 000	40 600
86079100	Railway or tramway locomotives; parts n.e.c. in heading no. 8607	-	117	-	43 071
86079900	Railway or tramway rolling stock; parts n.e.c. in heading no. 8607	17 483	120 007	297 268	2 278 875
86080020	Electro-mechanic equip of railway/tramway track fixtures,fitting, mechanic signaling,safety/traffic control equipment	505	535	30 864	30 905
86080090	non electro-mechc equip of railway/tramway track fixtures,fitting, mechanic signaling,safety/traffic control equipment	-	1 286	-	1 035 897
86090010	Containers of metal,designed&equipped for carriage by one/more modes of transport	10 490	174 333	73 986	432 955
86090090	Containers of oth material,designed&equipped for carriage by one/more modes of transport	2 093	2 776 055	5 067	1 475 002
87011011	Single axle tractor of power <=22.5kW,whether or not electricity for agricultural use	26 634	105 178	145 968	581 566
87011019	Single axle tractor of power <=22.5kW,whether or not electricity for other than agricultural use	-	3 370	-	4 688
87011099	Single axle tractor of power >22.5kW,whether or not electricity for other than agricultural use	-	200	-	690
87012010	Road tractors for semi-trailers,ckd	-	220	-	310
87012091	Road tractors for semi-trailers, new, not ckd	-	21 346	-	231 000
87012099	Road tractors for semi-trailers, used goods, not ckd	-	46 460	-	238 332
87013000	Track-laying tractors	-	10	-	189
87019110	Agriculture tractors of engine power <=18kW	3 550	4 635	24 927	28 368
87019210	Agriculture tractors of engine 18kW>power<=37kW	419 354	4 101 181	3 957 936	39 463 626
87019310	Agriculture tractors of engine 37kW>power<=75kW	208 692	1 023 194	1 659 417	8 859 947
87019510	Agriculture tractors of engine power > 130kW	13 866	23 449	7 198	24 220
87019590	Other tractors of engine power > 130kW	-	1 258	-	580
87021010	Motor cars(incl stretch limousine)for transport>=10 person,diesel/semi-diesel, ckd	35 795	146 692	132 742	605 434
87021041	Motor coach,bus/minibus,for transport>=10 person, g.v.w.>= 6 t but <=18 t,diesel/semi-diesel, ckd	3 810	3 810	18 068	18 068
87021049	Motor coach,bus/minibus,for transport>=10 person, g.v.w.> 18 t but <=24 t,diesel/semi-diesel, ckd	-	119 969	-	934 360
87021060	Motor cars(incl stretch limousine)for transport>=10 person,diesel/semi-diesel, ckd	737 928	4 380 035	10 240 915	58 906 234
87021089	Other motor coach,bus/minibus,for transport >=10 person,g.v.w.> 18 t but <=24 t,diesel/semi-diesel, not ckd	4 264	4 264	12 350	12 350
87021099	Oth motor vehicles for the transport >= 10 person, g.v.w<= 24 t,diesel/semi-diesel, not ckd	15 000	84 250	18 348	214 114
87023010	Oth motor,Limousines but not coaches bus/minibusesgasoline hybrid-eng, CKD	-	7 900	-	49 558
87023069	Oth motor, Limousines,of a g.v.w<24t,not CKDMotor vhcl for>=30 person for airport, gasoline hybrid-eng	-	970	-	5 000
87029040	Motor car, Limousine not coaches, bus/minibusoth than gasoline,hybrid,electric propulsion,not CKD	-	2 216	-	32 770

Tabel 3 : Ekspor Indonesia menurut Komoditi (Kode HS 8 digit)

Oktober 2018

Kode H S	Uraian golongan barang	Berat bersih (Kg)		Nilai F.O.B. (U S \$)	
		Bulan ini	Kumulatif	Bulan ini	Kumulatif
(1)	(2)	(3)	(4)	(5)	(6)
87031090	Oth than, Golf cars vhcl specially designe transport of persons	125 870	851 521	529 583	3 615 878
87032115	Sedan, gasoline of cilynder <1000cc, CKD	-	930	-	1 627
87032121	Other motor cars (Station Wagon & sport cars) Of 4WD gasoline of cilynder <1000cc, CKD	17 817	48 250	6 950	16 681
87032129	Other motor car (Station Wagon & sport cars) Of 4WDgasoline of cilynder <1000cc, CKD	1 818 628	14 805 841	10 387 698	84 328 343
87032130	Vans, gasoline of cilynder <1000cc, CKD	12 500	117 633	52 950	498 883
87032142	All-Terrain Vehicles (ATV), gasoline of cilynder <1000cc, Not CKD	-	520	-	4 037
87032159	Oth motor car(Station Wagon&sport cars) Of Not 4WDgasoline of cilynder <1000cc, Not CKD	4 318 600	29 999 164	31 092 211	220 472 763
87032190	Vans, gasoline of cilynder <1000cc, Not CKD	-	8 540	-	85 717
87032217	sedan, gasoline of a cylinder 1,000 < cc <= 1,500, CKD	2 590	40 865	10 956	185 970
87032221	Other motor car (Station Wagon&sport cars) Of 4WDgasoline of a cylinder 1,000 < cc <= 1,500, CKD	-	5 960	-	28 190
87032229	Other motor car (Station Wagon&sport cars) Not Of 4WDgasoline of a cylinder 1,000 < cc <= 1,500, CKD	2 400	2 570 075	5 400	21 065 078
87032230	Vans, gasoline of a cylinder 1,000 < cc <= 1,500, CKD	1 500	4 975	2 000	27 757
87032251	Other motor car (Station Wagon&sport cars) Of 4WDgasoline of a cylinder 1,000 < cc <= 1,500, Not CKD	-	1 105	-	6 267
87032259	Oth motor car (Station Wagon&sport cars) Of Not 4WDgasoline of a cylinder 1,000 < cc <= 1,500, Not CKD	18 848 590	110 572 842	161 920 121	967 618 606
87032290	Vans, gasoline of a cylinder 1,000 < cc <= 1,500, Not CKD	3 075 700	36 027 864	26 286 413	306 039 936
87032321	sedan, gasoline of a cylinder 1,500 < cc <= 1,800, CKD	-	3 800	-	15 000
87032323	sedan, gasoline of a cylinder 2,000 < cc <= 2,500, CKD	-	1 300	-	5 000
87032331	Other motor cars (Station Wagon&sport cars) Of 4WDgasoline of a cylinder 1,500 < cc <= 1,800, CKD	5 750	6 790	100 000	104 308
87032332	Other motor cars (Station Wagon&sport cars) Of 4WDgasoline of a cylinder 1,800 < cc <= 2,000, CKD	-	4 515	-	41 835
87032333	Other motor cars (Station Wagon&sport cars) Of 4WDgasoline of a cylinder 2,000 < cc <= 2,500, CKD	-	3 877	-	17 325
87032341	Vans, Of Not 4WD gasoline of a cylinder 1,500 < cc <= 2,000, CKD	-	3 626	-	84 981
87032351	Ambulances, gasoline of a cylinder <1500cc, Not CKD	-	624	-	185 220
87032352	Hearces, gasoline of a cylinder <1500cc, Not CKD	-	1 513	-	46 674
87032353	Prison Vans, gasoline of a cylinder <1500cc, Not CKD	-	1 463	-	433 941
87032356	Sedan, gasoline of a cylinder 1,800 < cc <= 2,000, Not CKD	-	1 585	-	23 660
87032358	Sedan, gasoline of a cylinder >2,500cc, Not CKD	-	3 064	-	211 959
87032361	Other motor cars Station (Wagon&sport cars) Of 4WD gasoline of a cylinder 1,500 < cc <= 1,800, Not CKD	890	357 850	40 040	2 190 328
87032362	Other motor cars Station (Wagon&sport cars) Of 4WD gasoline of a cylinder 1,800 < cc <= 2,000, Not CKD	-	1 895	-	23 327
87032363	Other motor cars Station (Wagon&sport cars) Of 4WD gasoline of a cylinder 2,000 < cc <= 2,500, Not CKD	22 000	66 000	9 200	23 900
87032364	Other motor cars Station (Wagon&sport cars) Of 4WD gasoline of a cylinder >2,500cc, Not CKD	3 044 645	27 025 200	32 910 257	292 818 147
87032365	Oth motor car(Station Wagon&sport cars) Of Not 4WDgasoline of a cylinder 1,500 < cc <= 1,800, Not CKD	1 604 864	13 289 978	9 160 223	78 561 948
87032366	Oth motor car(Station Wagon&sport cars) Of Not 4WDgasoline of a cylinder 1,800 < cc <= 2,000, Not CKD	67 515	242 665	538 127	1 774 454
87032367	Oth motor car(Station Wagon&sport cars) Of Not 4WDgasoline of a cylinder 2,000 < cc <= 2,500, Not CKD	3 250	3 250	4 620	4 620
87032368	Oth motor car(Station Wagon&sport cars) Of Not 4WDgasoline of a cylinder >2,500cc, Not CKD	1 769 390	15 796 675	18 314 838	156 155 027
87032371	Vans, Of 4WDgasoline of a cylinder <1,500 < cc <= 1,800, Not CKD	-	9 337	-	49 168
87032372	Vans, Of 4WDgasoline of a cylinder 1,800 < cc <= 2,000, Not CKD	-	279 500	-	1 045 210
87032373	Vans, Of 4WDgasoline of a cylinder 2,000 < cc <= 2,500, Not CKD	-	4 000	-	21 825
87032374	Vans, Of 4WDgasoline of a cylinder >2,500cc, Not CKD	2 000	51 500	19 470	81 015
87032449	Sedan, gasoline of a cylinder >3000cc, Of Not 4WD, Not CKD	-	1 420	-	800 000

Tabel 3 : Ekspor Indonesia menurut Komoditi (Kode HS 8 digit)

Oktober 2018

Kode H S	Uraian golongan barang	Berat bersih (Kg)		Nilai F.O.B. (U S \$)	
		Bulan ini	Kumulatif	Bulan ini	Kumulatif
(1)	(2)	(3)	(4)	(5)	(6)
87032451	Other motor cars (Station Wagon&sport cars) Of 4WDgasoline of a cylinder >3000cc, Not CKD	4 120	15 815	40 898	314 046
87032459	Oth motor car(Station Wagon&sport cars) Of Not 4WDgasoline of a cylinder >3000cc, Not CKD	3 090	8 889	151 672	578 443
87032469	Other than wagon,sport car & vans, Of Not 4WDgasoline of a cylinder >3000cc, Not CKD	-	28 220	-	131 514
87033117	Sedan, diesel of cylinder <1500cc, CKD	-	2 160	-	7 659
87033129	Other motor cars (Station Wagon&sport cars) Of Not 4WDDiesel of cylinder <1500cc, CKD	-	13 310	-	72 185
87033221	Sedan, diesel of cylinder 1,500 < cc <=1,800, CKD	-	17 190	-	107 413
87033223	Sedan, diesel of cylinder > 2,000, CKD	-	3 500	-	5 384
87033231	Other motor cars (Station Wagon&sport cars) Of 4WDDiesel of cylinder 1,500 < cc <=1,800, CKD	-	3 220	-	12 217
87033232	Other motor cars (Station Wagon&sport cars) Of 4WDDiesel of cylinder 1,800 < cc <=2,000, CKD	20 000	48 800	92 843	226 418
87033275	Oth motor car(Station Wagon&sport cars) Of Not 4WDDiesel of cylinder 1,800 < cc <=2,000, Not CKD	-	2 300 440	-	24 769 947
87033276	Oth motor car(Station Wagon&sport cars) Of Not 4WDDiesel of cylinder > 2,000cc, Not CKD	1 034 562	1 906 986	11 437 667	21 069 203
87033321	Sedan, diesel of cylinder 2,500 < cc <= 3,000, CKD	7 250	16 235	22 800	68 075
87033322	Sedan, diesel of cylinder > 3,000cc, CKD	-	2 500	-	17 486
87033340	Other, diesel of cylinder > 2,500cc, Of 4WD, CKD	-	10 750	-	83 919
87033371	Other motor cars (Station Wagon&sport cars) Of 4WDDiesel of cylinder 2,500 < cc <= 3,000, Not CKD	474 345	3 602 810	5 701 180	42 419 720
87033372	Other motor cars (Station Wagon&sport cars) Of 4WDDiesel of cylinder > 3,000cc, Not CKD	-	39 874	-	240 623
87033380	Oth motor car(Station Wagon&sport cars) Of Not 4WD diesel of cylinder > 2,500cc, Not CKD	2 589 890	45 171 890	27 120 961	461 949 522
87034018	Sedan gasoline hybrid-eng can't be charged, cylinder capacity > 1,500cc, CKD	6 490	6 490	116 446	116 446
87034042	Hearses gasoline hybrid-eng can't be charged,1,000cc<cylinder capacity<=1,500cc,Not CKD	55 000	55 000	227 700	227 700
87034081	Oth motor cars (Wagon&sport car) Of Not 4WDgasoline hybrid-eng can't be charged, < 1,000cc, Not CKD	-	3 907	-	13 700
87034097	Vans gasoline hybrid-eng can't be charged,cylinder capacity >3,000cc,of 4WD, Not CKD	-	5 000	-	1 504
87035062	Sedan diesel hybrid-eng can't be charged,1,000cc<cylinder capacity<=1,500cc, Not CKD	-	3 255	-	21 427
87035072	Other motor cars (Station Wagon&sport cars) Of 4WDDiesel hybrid-eng can't be charge,1,000<cc<=1,500, Not CKD	-	3 255	-	19 678
87035093	Vans Of 4WD diesel hybrid-eng can't be charge,1,500<cc<=1,800, Not CKD	-	3 950	-	14 678
87035096	Vans Of 4WD diesel hybrid-eng can't be charge,2,500<cc<=3,000, Not CKD	-	3 300	-	7 407
87036016	Motor homes, hybrid-eng can be charged, < 2,000cc, CKD	-	22 955	-	97 710
87037066	Sedan, diesel hybrid vehicle designed for person inclsta wagon, can be charge with 2,500 < cc < 3,000, not CKD	-	2 500	-	25 550
87038018	Other electric vehicles designed for person incl sta wagon & sports cars, but not vans, CKD	-	4 100	-	17 500
87038019	Other electric vehicles designed for person, CKD	1 610	1 610	6 100	6 100
87039095	Prison vans, other motor vehicles, not CKD	-	320 250	-	607 545
87039098	Other motor vehicles designed for person incl sta wagon & sports cars, but not vans, not CKD	-	5 070	-	17 597
87039099	Other other motor vehicles designed for person, not CKD	-	17 939	-	80 386
87041013	Motor vehicles for transport of good design for off-highway usewith g.v.w. < 5 t, CKD	1 200	35 397	2 000	279 182
87041014	Motor vehicles for transport of good design for off-highway usewith 5 t < g.v.w. < 10 t, CKD	-	3 000	-	23 040

Tabel 3 : Ekspor Indonesia menurut Komoditi (Kode HS 8 digit)

Oktober 2018

Kode H S	Uraian golongan barang	Berat bersih (Kg)		Nilai F.O.B. (U S \$)	
		Bulan ini	Kumulatif	Bulan ini	Kumulatif
(1)	(2)	(3)	(4)	(5)	(6)
87041016	Motor vehicles for transport of good design for off-highway usewith 20 t < g.v.w. < 24 t, CKD	-	158 500	-	53 518
87041017	Motor vehicles for transport of good design for off-highway usewith 24 t < g.v.w. < 45 t, CKD	-	59 594	-	320 410
87041018	Motor vehicles for transport of good design for off-highway usewith g.v.w. > 45 t, CKD	-	714 221	-	541 000
87041031	Motor vehicles for transport of good design for off-highway usewith g.v.w. < 5 t, not CKD	22 000	140 835	147 038	1 022 846
87041035	Motor vehicles for transport of good design for off-highway usewith 24 t < g.v.w. < 38 t, not CKD	33 144	33 144	42 659	42 659
87042119	Motor vehicles for transport of good, diesel, g.v.w <= 5 tother refrigerated lorries (trucks), CKD	47 275	279 976	250 298	1 543 796
87042129	Motor vehicles for transport of good, diesel, g.v.w <= 5 tother lorries (trucks), not CKD	5 980	50 529	37 043	216 895
87042219	Motor vehicles for transport of good, diesel, 5 t < g.v.w<= 6 tother refrigerated lorries (trucks), CKD	-	24 000	-	49 589
87042229	Motor vehicles for transport of good, diesel, 5 t < g.v.w<= 6 tother lorries (trucks), not CKD	-	15 005	-	103 627
87042251	Oth Motor vehicles for transport of good,dieselwith 6 t < g.v.w <= 10 t not CKD	-	13 644	-	108 448
87042259	Oth Motor vehicles for transport of good,dieselother g.v.w, not CKD	818 030	5 416 974	5 358 520	37 528 684
87042319	Motor vhcl for transport of good,diesel,20 t< g.v.w<= 24 tother refrigerated lorries (trucks), CKD	-	9 710	-	41 634
87042369	Motor vhcl for transport of good,diesel,24 t< g.v.w<= 45 tother lorries (trucks), not CKD	-	52 600	-	480 283
87042389	Motor vhcl for transport of goods, diesel, g.v.w > 45 tother lorries (trucks), not CKD	1	37 151	22	195 882
87043129	Motor vhcl for transport of goods, gasolin, g.v.w <= 5 tother lorries (trucks), not CKD	590 345	5 106 280	5 152 799	44 050 344
87043283	Motor vhcl for transport of good,gasln, 24 t < g.v.w <= 45ttanker vehicles; bulk-cement lorries (trucks), not CKD	-	36 600	-	479 800
87043299	Motor vhcl for transport of goods, gasolin, g.v.w > 45 tother lorries (trucks), not CKD	-	10 400	-	68 000
87049010	Oth motor vhcl for the transport of goods CKD	-	1 992	-	836
87049091	Oth motor vhcl for the transport of goodswith g.v.w. <= 5 t, not CKD	18 352	214 510	110 785	1 329 408
87049092	Oth motor vhcl for the transport of goodswith 5 t < g.v.w. <= 10 t, not CKD	18 013	96 609	38 831	213 516
87049094	Oth motor vhcl for the transport of goodswith 20 t < g.v.w. <= 45 t, not CKD	-	7 500	-	56 054
87049095	Oth motor vhcl for the transport of goodswith g.v.w. > 45 t	-	24 800	-	86 250
87051000	Special purpose motor vhcl, not design for person & goodcrane lorries	-	71 406	-	354 024
87053000	Special purpose motor vhcl, not design for person & goodfire fighting vehicles	-	64 000	-	1 517 726
87054000	Special purpose motor vhcl, not design for person & goodconcrete-mixer lorries	-	87 280	-	287 574
87059050	Oth special purpose motor vhcl,not design for person & goodStreet cleaning vhcl, cesspool emptiers, mobile clinics	-	6 655	-	75 611
87059090	Oth special purpose motor vhcl,not design for person & goodother special vhcl	6 000	629 916	34 320	1 432 223
87060011	Chassis fitted with engines for vhcl of heading 8701for agricultural tractors	-	79	-	69 223
87060019	Chassis fitted with engines for vhcl of heading 8701other agricultural tractors	-	4	-	101
87060022	Chassis fitted with engines for vhcl of heading 8702other, for vehicles with g.v.w. <= 24 t	2 350	14 100	38 404	130 508

Tabel 3 : Ekspor Indonesia menurut Komoditi (Kode HS 8 digit)

Oktober 2018

Kode H S	Uraian golongan barang	Berat bersih (Kg)		Nilai F.O.B. (U S \$)	
		Bulan ini	Kumulatif	Bulan ini	Kumulatif
(1)	(2)	(3)	(4)	(5)	(6)
87071090	Bodies (incl cabs), for the motor vhcl of heading 8703for other vhcl	6 272	48 189	29 116	222 937
87079011	Bodies (incl cabs), for oth the motor vhcl of heading 8701driver's cabin for vehicles of subheading 870120	-	180	-	1 040
87079019	Bodies (incl cabs), for oth the motor vhcl of oth vhcl of heading 870120	-	57 660	-	453 957
87079090	Bodies (incl cabs), for oth the motor vhcl of heading 8704 oth driver's cabin for dumpers designed for off-highway use	-	1 648 075	-	10 839 694
87081010	Bumper/parts and acc motor vhcl of heading 8701 to 8705for vehicles of heading 8701	350	563	250	6 756
87081090	Bumper/parts and acc motor vhcl of heading 8701 to 8705for other vehicles of heading 8701	198 687	1 599 327	2 302 565	18 135 394
87082100	Safety seat belts motor vhcl of heading 8701 to 8705	33 456	358 511	321 750	3 652 855
87082911	Components of door trim assemblies for vehicles of heading 8701	1 900	195 385	28 747	1 959 429
87082915	Components of door trim assemblies, door armrests for vehicles of heading 8703	128 802	1 134 658	868 394	7 944 264
87082916	Components of door trim assemblies, for other vehicles of heading 8701	195 501	2 020 358	1 846 625	18 521 971
87082917	Components of door trim assemblies, for vehicles of subheading 8704.10	500	2 892	150	350
87082918	Components of door trim assemblies, for vhcl of heading 8702 or oth vhcl of heading 8704	23	945	827	13 847
87082919	Components of door trim assemblies, for other vhcl of heading 87.02 or oth vhcl of heading 8704	42 260	508 172	278 683	3 854 449
87082920	Parts of safety seat belts	28 165	227 093	146 546	1 231 268
87082992	Other parts of safety seat beltsfor vehicles of heading 8701	968	1 638	5 861	14 141
87082993	Interior trim fittings, mudguardsfor vehicles of heading 8703	441 013	4 089 103	2 947 887	27 129 445
87082994	Hood rods for vehicles of heading 8703	-	415	-	1 276
87082995	Other interior trim fittings, mudguardsfor vehicles of heading 8703	1 334 915	15 525 200	8 033 747	89 508 084
87082996	Interior trim fittings; mudguardsfor vehicles of heading 8702 or 8704	589	10 495	5 408	158 650
87082997	Hood rods for vehicles of heading 8702 or 8704	-	9	-	63
87082998	Other interior trim fittings, mudguardsfor vehicles of heading 8702 or 8704	4 106	26 994	37 085	186 831
87082999	Other interior trim fittings, mudguards	1 802 228	16 280 827	10 746 078	86 426 276
87083010	Brakes and servo-brakes; parts thereof for vehicles of heading 8701	57	7 072	1 876	58 214
87083021	Brake drums, brake discs or brake pipes for vehicles of heading 8703	1 131 223	11 951 621	4 474 785	47 180 229
87083029	Other brake drums, brake discs or brake pipes for vehicles of heading 8703	171 954	1 439 578	965 180	7 898 509
87083030	Brake drums, brake discs or brake pipes for vehicles of heading 8702 or 8704	61	89 358	537	51 678
87083090	Other brake drums, brake discs or brake pipes for vehicles of heading 8702 or 8704	344 158	2 804 694	692 168	6 182 395
87084011	Gear boxes, unassembled for vehicles of heading 8703	353 369	2 875 737	2 624 240	23 726 863
87084013	Gear boxes, unassembled for vehicles of heading 8704 or 8705	99 000	1 107 662	19 800	541 990
87084014	Gear boxes, unassembled for vehicles of heading 8701	-	1 190	-	34 328
87084019	Other gear boxes, unassembled	23 552	383 812	105 345	5 853 150
87084025	Gear boxes, assembled for vehicles of heading 8701	66	82	478	1 841
87084026	Gear boxes, assembled for vehicles of heading 8703	3 894 168	33 996 885	58 085 488	516 973 596
87084027	Gear boxes, assembled for vehicles of heading 87.04 or 87.05	29	4 472	931	128 335
87084029	Other gear boxes, assembled	75	3 667	45	25 301
87084091	Parts for vehicles of heading 8701	-	58 789	-	521 962
87084092	Parts for vehicles of heading 8703	397 130	4 295 371	1 418 271	16 768 714
87084099	Other parts	249 607	3 083 115	1 707 604	21 246 257

Tabel 3 : Ekspor Indonesia menurut Komoditi (Kode HS 8 digit)

Oktober 2018

Kode H S	Uraian golongan barang	Berat bersih (Kg)		Nilai F.O.B. (U S \$)	
		Bulan ini	Kumulatif	Bulan ini	Kumulatif
(1)	(2)	(3)	(4)	(5)	(6)
87085011	Drive axl with differential, w/ or w/o transmission compunassembled for vhcl of heading 8703	777	3 631	26 180	84 660
87085013	Drive axl with differential, w/ or w/o transmission compunassembled for vhcl of heading 8704 or 8705	-	55 000	-	49 753
87085015	Drive axl with differential, w/ or w/o transmission compunassembled for vhcl of heading 8701	-	355	-	25 131
87085019	Drive axl with differential, w/ or w/o transmission compother unassembled	16 080	119 538	31 930	327 174
87085026	Drive axl with differential, w/ or w/o transmission compansambled for vehicles of heading 8703	629 975	7 349 048	10 752 362	117 239 993
87085027	Drive axl with differential, w/ or w/o transmission compansambled for vehicles of heading 8704 or 8705	-	26 641	-	493 294
87085029	Drive axl with differential, w/ or w/o transmission compother ansambled	520 022	4 242 026	3 399 648	28 401 957
87085091	Crown wheels and pinionspart for vhcl of heading 8701	11 920	147 529	61 101	796 041
87085092	Other crown wheels and pinionspart for vhcl of heading 8702	4 099	60 743	25 158	354 357
87085094	Crown wheels and pinions part for vehicles of heading 8703	350	350	40	40
87085095	Other crown wheels and pinions part for vehicles of heading 8703	5 574	47 031	23 604	209 572
87085096	Crown wheels and pinions part for other vehicles	449	459	4 282	4 289
87085099	Other crown wheels and pinions part for other vehicles	50 465	461 006	240 908	2 703 995
87087015	Hub-caps for vehicles of heading 8701	-	133	-	410
87087016	Hub-caps for vehicles of heading 8703	14 556	159 235	69 385	760 158
87087018	Hub-caps for other vehicles of heading 8702 or 8704	-	227 830	-	1 219 108
87087019	Other Hub-capsfor other vehicles of heading 8702 or 8704	825 873	7 052 851	4 267 403	38 375 002
87087021	Wheels fitted with tyres for vehicles of heading 8701	-	3 304	-	310 760
87087022	Wheels fitted with tyres for vehicles of heading 8703	-	485	-	1 994
87087029	Other wheels fitted with tyres	6 820	7 600	282	772
87087031	Wheels not fitted with tyres for vhcl of heading 8701	11 220	87 476	34 645	291 847
87087032	Wheels not fitted with tyres for vhcl of heading 8703	4 724 953	44 636 963	21 335 678	205 684 524
87087034	Wheels not fitted with tyres for vhcl of heading 8702 / oth vhcl of heading 8704	-	2	-	114
87087039	Other wheels not fitted with tyres	95	3 311	916	3 349
87087095	Other road wheels and parts and accessories thereof for vhcl of heading 8701	-	150	-	900
87087096	Other road wheels and parts and accessories thereof for vehicles of heading 87.02 or 87.04	21	167 849	259	377 634
87087097	Other road wheels and parts and accessories thereof for vhcl of heading 8701	893	1 605 877	21 059	7 714 384
87087099	Other road wheels and parts and accessories thereof for vhcl of other heading	174 187	1 572 156	559 774	5 404 705
87088015	Suspension systems (including shock-absorbers)for vhcl of heading 8701	58	5 995	1 100	25 552
87088016	Suspension systems (including shock-absorbers)for vhcl of heading 8703	112 977	1 328 001	781 560	8 690 027
87088017	Suspension systems (including shock-absorbers)for vehicles of subheading 8704.10 or heading 87.05	1 322	102 692	15 830	1 632 539
87088019	Other suspension systems (including shock-absorbers)	296 281	2 905 304	722 137	6 701 015
87088092	Part of suspension systems (including shock-absorbers)for vhcl of heading 8703	78 432	798 442	301 343	3 771 362
87088099	Part of suspension systems (including shock-absorbers)for vhcl of other heading	69 088	779 517	459 277	3 502 902
87089115	Radiators for vhcl of heading 8701	-	192	-	2 147
87089116	Radiators for vhcl of heading 8703	169 145	1 934 810	1 905 685	21 179 528
87089117	Radiators for vhcl of heading 8702 or 8704for vhcl of subheading 8704.10	-	62	-	2 587
87089118	Other radiators for vhcl of heading 8702 or 8705for vhcl of subheading 8704.10	251	3 192	305	64 255
87089119	Other radiators for vhcl of heading 8702 or 8705	37 876	312 803	228 395	2 189 573

Tabel 3 : Ekspor Indonesia menurut Komoditi (Kode HS 8 digit)

Oktober 2018

Kode H S	Uraian golongan barang	Berat bersih (Kg)		Nilai F.O.B. (U S \$)	
		Bulan ini	Kumulatif	Bulan ini	Kumulatif
(1)	(2)	(3)	(4)	(5)	(6)
87089193	Part of radiators drain plugs, for vehicles of heading 8703	228	1 029	3 134	5 923
87089194	Part of radiators for vhcl of heading 8702/8704 drain plugs (excluding subheading 8704.10)	-	23	-	624
87089195	Other part of radiators for vehicles of heading 8703	5 330	33 097	67 994	441 015
87089199	Other part of radiators	444 440	3 864 835	5 382 070	48 009 743
87089210	Silencers (mufflers) and exhaust pipes, parts thereof for vehicles of heading 87.01	-	17 309	-	108 541
87089220	Silencers (mufflers) and exhaust pipes, parts thereof for vehicles of heading 87.03	22 591	208 307	831 947	5 945 026
87089251	Silencers (mufflers) and exhaust pipes for vehicles of subheading 8704.10 :	-	494	-	8 732
87089252	Part of silencers (mufflers) and exhaust pipes for vehicles of subheading 8704.10 :	1 587	1 704	34 614	35 650
87089261	Silencers (mufflers) and exhaust pipes for vhcl of heading 87.02 or other vhcl of heading 8704	-	1 536	-	8 581
87089262	Part of silencers (mufflers) and exhaust pipes for vhcl of heading 87.02 or other vhcl of heading 8705	9 222	95 250	1 116 883	2 157 897
87089290	Other part of silencers (mufflers) and exhaust pipes	19 288	166 019	185 466	1 819 410
87089350	Clutches and parts thereof for vehicles of heading 87.01	275	635	1 652	16 089
87089360	Clutches and parts thereof for vehicles of heading 8703	761 522	7 298 877	6 041 171	58 335 050
87089370	Clutches and parts thereof for vehicles of heading 8704 or 8705	197 636	578 804	1 473 597	4 299 987
87089390	Other clutches and parts thereof	108 011	1 164 811	615 519	6 839 667
87089411	Steering wheels, steering columns & boxes, parts thereof for vehicles of heading 8701	-	12	-	248
87089419	Oth steering wheel, steering columns & boxes, part thereof	-	353	-	3 167
87089494	Other steering wheels with airbag assemblies for vehicles of heading 8701	140	260	2 043	3 763
87089495	Other steering wheels with airbag assemblies for vehicles of heading 8703	134 392	851 775	1 659 216	11 673 206
87089499	Other steering wheels with airbag assemblies	566 349	3 479 550	2 148 121	19 125 370
87089510	Safety airbags with inflater system	10 521	133 854	133 038	1 524 279
87089590	Part of safety airbags with inflater system	51 541	465 833	1 267 543	9 589 837
87089911	Unassembled fuel tanks; engine brackets, part & accessories of motor vhcl for vhcl heading 87.01	96 920	714 472	414 643	3 328 570
87089919	Other unassembled fuel tanks; engine brackets, part & accessories of motor vhcl for vhcl heading 87.01	43 246	368 215	267 705	2 000 637
87089921	Fuel tanks for vehicles of heading 87.02, 87.03 or 87.04 :	9 070	178 449	96 126	1 807 379
87089924	Lower half of the fuel tank; fuel caps; filler pipes, filler hose assembly for vhcl of heading 8702, 8703/8704	2 120	8 311	77 317	208 935
87089925	Other parts of fuel tanks	9 598	105 721	138 050	1 383 578
87089930	Accelerator, brake or clutch pedals	10 247	83 384	118 970	951 992
87089940	Battery carriers or trays and brackets therefor	3 923	33 152	2 023	43 874
87089950	Radiator shrouds	165	664	455	12 978
87089961	Chassis frames or parts thereof :for vehicles of heading 87.02	831	6 931	4 962	61 482
87089962	Chassis frames or parts thereof :for vehicles of heading 87.03	6 573	67 791	26 467	302 321
87089963	Chassis frames or parts thereof :for vehicles of heading 87.04	29 583	298 364	76 299	764 261
87089970	Engine brackets	828 632	10 974 630	4 555 389	66 106 735
87089980	Other chassis frames or parts thereof :	924 406	9 591 819	9 051 196	93 878 848
87089991	Unassembled fuel tanks; engine brackets for vehicles of other than heading 87.03	12 882	370 559	192 866	2 570 852
87089999	Other unassembled fuel tanks; engine brackets for vehicles of other than heading 87.03	2 244 374	19 768 104	14 730 735	133 674 145
87091100	Electrical works trucks, self propelled, not fitted with lifting equipment, of type used in factories, warehouses	6 711	6 851	11 444	11 484
87091900	Vehicles; self-propelled, used for short distance transport of goods in factories/airports & such, & tractors of the type used on railway station platforms	-	4 200	-	18 700
87099000	Part of electrical works trucks, self propelled, not fittedw/ lifting equipment, of type used in factories, warehouses	12 442	315 964	20 540	1 320 011

Tabel 3 : Ekspor Indonesia menurut Komoditi (Kode HS 8 digit)

Oktober 2018

Kode H S	Uraian golongan barang	Berat bersih (Kg)		Nilai F.O.B. (U S \$)	
		Bulan ini	Kumulatif	Bulan ini	Kumulatif
(1)	(2)	(3)	(4)	(5)	(6)
87100000	Tanks and other armoured fighting vehicles, motorised, whether or not fitted w/ weapons, and parts of such vhcl	-	10 225	-	34 373
87111012	Gasoline mopeds and motorised bicycles, with cc < 50 CKD	25	28 980	150	286 899
87111015	Other gasoline motorcycles and motor scooters CKD	889	19 820	3 534	231 216
87111019	Other gasoline motorcycles CKD	6 027	52 252	59 662	519 685
87111092	Gasoline mopeds and motorised bicycles, with cc < 50 not CKD	-	200	-	1 185
87111095	Other gasoline motorcycles and motor scooters not CKD	6 540	26 230	25 489	138 482
87111099	Other gasoline motorcycles not CKD	105	6 033	207	21 952
87112011	Gasoline motocross motorcycles with 50 < cc 250 CKD	20 863	511 273	342 927	1 092 752
87112012	Gasoline moped & motorised bicycles with 50 < cc 250 CKD	1 337 148	10 745 579	13 170 883	107 648 092
87112013	Gasoline pocket motorcycles with 50 < cc 251 CKD	757	2 773	8 725	27 119
87112014	Other motorcycles (with or without side-cars) incl scooters with 150 < cc < 200, CKD	32 668	94 372	400 284	1 160 131
87112015	Other motorcycles (with or without side-cars) incl scooters with 200 < cc < 250, CKD	2 412	52 892	43 685	671 255
87112016	Other motorcycles (with or without side-cars) incl scooters with other cc	205 526	1 720 958	1 301 601	9 854 187
87112019	Other motorcycles, CKD	838 639	8 803 601	8 641 438	93 544 575
87112091	Motocross motorcycles not CKD	179 958	1 242 568	2 022 730	14 317 048
87112092	Mopeds and motorised bicycles not CKD	217 346	230 469	3 531 158	3 727 040
87112093	Pocket motorcycles not CKD	80	84	700	727
87112094	Other motorcycles (w/ or without side-cars) incl scooters with 150 < cc < 200, not CKD	4 023 950	22 480 262	41 907 758	249 562 187
87112095	Other motorcycles (w/ or without side-cars) incl scooters with 200 < cc < 250, not CKD	33 520	1 341 328	513 501	20 613 754
87112096	Other motorcycles (w/ or without side-cars) incl scooters with other cc, not CKD	3 860 374	32 076 394	36 619 961	311 107 202
87112099	Other motorcycles not CKD	100	3 784	835	44 921
87113019	Motocross motorcycles, not CKD	200	350	1 400	1 650
87113090	Other motocross motorcycles, not CKD	841 181	5 152 190	11 852 477	77 116 691
87114090	Other gasoline motocross motorcycles, not CKD with 500 < cc < 800	-	180	-	15 556
87115090	Gasoline motocross motorcycles, CKD with cc > 800	-	1 456	-	86 575
87116011	Bicycles, CKD, with electric motor for propulsion	-	70	-	1 425
87116013	Other motorcycles with electric motor for propulsion, CKD	-	5 538	-	81 296
87116019	Other cycles with electric motor for propulsion, CKD	-	88	-	2 070
87116091	Bicycles with electric motor for propulsion, not CKD	-	784	-	20 358
87116093	Other motorcycles with electric motor for propulsion, not CKD	350	9 534	3 333	98 507
87119040	Side-cars	-	65	-	700
87119090	Other motorcycles with/without side cars, not CKD	43 123	206 193	362 537	1 827 636
87120010	Racing bicycles not motorised.	15 027	145 361	654 466	5 812 378
87120020	Bicycles designed to be ridden by children not motorised.	43 833	168 153	579 633	2 498 436
87120030	Other bicycles not motorised.	482 656	4 256 113	7 232 528	57 997 152
87120090	Other cycles (incl delivery tricycles), not motorised.	9 335	460 221	9 461	1 271 581
87131000	Carriages for disabled persons, not mechanically propelled	-	5 200	-	35 400
87139000	Carriages for disabled persons, with mechanically propelled	65	271	700	2 744
87141010	Saddles of motorcycles (incl mopeds)	23 911	488 871	125 971	5 174 724
87141020	Spokes & nipples of motorcycles (incl mopeds)	-	89 694	-	239 753
87141030	Frame & fork incl telescopic fork, rear suspens & part thereof of motorcycles (incl mopeds)	85 224	1 053 941	477 380	6 739 636
87141040	Gearing, gearbox, clutch & oth transmission equipment & part thereof of motorcycles (incl mopeds)	97 990	1 655 544	806 081	7 933 010
87141050	Wheel rims of motorcycles (including mopeds) :	118 351	1 245 888	669 877	7 752 914
87141060	Brakes and parts thereof of motorcycles (incl mopeds)	203 533	1 801 583	1 830 488	16 159 684
87141070	Silencer (muffler) & parts thereof of motorcycle (incl moped)	11 937	95 635	140 662	929 144
87141090	Other of motorcycles (including mopeds)	4 360 098	36 822 777	38 969 934	360 751 223

Tabel 3 : Ekspor Indonesia menurut Komoditi (Kode HS 8 digit)

Oktober 2018

Kode H S	Uraian golongan barang	Berat bersih (Kg)		Nilai F.O.B. (U S \$)	
		Bulan ini	Kumulatif	Bulan ini	Kumulatif
(1)	(2)	(3)	(4)	(5)	(6)
87142019	Castor wheel of carr for disabled person of a dia/incl.tyreOth.>=100mm but<=250mm the width wheel/ tyre fitted is>=30mm	83 981	848 314	983 628	10 424 674
87142090	Other Castor wheel of carriages for disabled person	2 278	67 249	17 244	598 470
87149110	Frames and forks, and parts thereof for bicycle of bicycles desined to be ridden by children	19	945	250	10 754
87149191	Parts for other forks for bicycles desined to be riddenby children	1 884	23 144	22 879	308 482
87149199	Other parts for other forks for bicycles desined to be by children	519	62 956	65 858	952 010
87149210	Wheel rims and spokes for bicycle desined to be by children	5 300	49 250	45 478	466 747
87149290	Oth. wheel rims and spokes for bicycle of heading 8712.00.20	21 247	294 393	65 180	1 172 510
87149310	Hubs-oth than coaster braking hubs&hub brakes, & free-wheelsprocket-wheels for bicycles desined to be by children	-	31	-	1 368
87149390	Other hubs-oth than coaster braking hubs&hub brake, & free-wheel sprocket-wheels for bicycles desined to be by children	253 469	2 436 044	2 244 614	21 894 478
87149410	Brakes, incl.coaster braking hubs& hub brake,&part thereof For bicycles desined to be by children	-	5 532	-	9 978
87149490	Oth.Brakes, incl.coaster braking hubs& hub brake,&part thereof for bicycles desined to be by children	17 967	379 603	109 987	3 854 539
87149510	Saddles for bicycles desined to be by children	11 672	67 147	44 848	265 975
87149590	Other saddles for bicycles desined to be by children	6	1 304	217	16 235
87149610	Pedals and crank-gear, and parts thereof for bicycles desined to be by children	129 232	1 145 956	446 072	3 805 854
87149690	Oth.pedals & crank-gear, and parts thereof for bicycles ofsubheading 8712.00.20	4	1 380	391	20 353
87149911	Handle bar, pillar, mudguard, reflector, carr, control cabl,lamp or bracket lugsoth.acc.for bicycl of subhead 87120020	630	12 195	5 465	185 578
87149912	Chain wheels and cranks; other parts for bicycles of heading8712.00.20	4 880	42 778	4 720	181 818
87149991	Oth handle bar, pillar, mudguard, reflector, carr, controlcabl,lamp/bracket lugsoth.acc.for bicycl of subhead 87120020	124 169	1 462 517	447 353	5 831 959
87149993	Other nipples for spokes for bicycles desined to be by children	-	15	-	119
87149994	Chain wheels and cranks; other parts for bicycles desined to be by children	1 033 119	9 479 688	8 363 657	81 861 405
87150000	Baby carriages and parts thereof.	506	11 778	2 718	32 027
87163100	Tanker trailers and tanker semi-trailers	7 390	7 390	12 602	12 602
87163999	Agricultural trailers & semi-trailers not having a carryingcapacity (payload) exceeding 200 t	205 672	361 732	2 865 484	5 547 175
87164000	Trailers and semi-trailers; n.e.c. in item no. 8716.3	-	128 000	-	55 500
87168010	Cart & wagon, sack truck, hand trolley & sim hand-propelledvehicl of a kind used in fact/workshop, except wheelbarrow	203	15 987	1 648	168 409
87168020	Wheelbarrows	66 795	446 695	97 102	633 682
87168090	Other wheelbarrows	983	29 136	564	116 522
87169013	Parts for trailer and semitrailers for goods of subheading 8716.20	-	300	-	496
87169019	Parts for trailer and semitrailers not-to goods of subheading 8716.20	12 373	299 936	27 626	208 968
87169022	Castor wheel not a dia/incl tyre>100,<=250mm width of wheelor tyre is>30mm for vehicles of subheading 87168010/87168020	-	75	-	1 186
87169023	Other, for goods of carts & wagons, sack trucks, hand trolleys & similar, except wheelbarrows	-	683	-	704
87169024	Other, for goods of wheelbarrows	-	5	-	3
87169094	Spokes and nipples	-	1	-	3
87169095	Castor wheel a dia/incl tyre>100,but<=250mm width of wheelor tyre fitted thereto is>30mm for other vehicles	-	202	-	195
87169096	Other castor wheels	-	3 020	-	8 127

Tabel 3 : Ekspor Indonesia menurut Komoditi (Kode HS 8 digit)

Oktober 2018

Kode H S	Uraian golongan barang	Berat bersih (Kg)		Nilai F.O.B. (U S \$)	
		Bulan ini	Kumulatif	Bulan ini	Kumulatif
(1)	(2)	(3)	(4)	(5)	(6)
87169099	Oth trailer and semi-trailers n.e.c. in heading 87.16	5 430	232 414	31 402	392 490
88010000	Balloons and dirigibles; gliders, hang gliders and oth non-powered aircraft.	141	24 905	853	92 911
88021200	Helicopters of an unladenweight > 2,000 kg	-	17 525	-	902 571
88022010	Aeroplane of an unladenweight <= 2,000 kg	-	26 355	-	3 150 000
88022090	Aeroplane of an unladenweight > 2,000 kg	-	25 000	-	250 000
88023010	Aeroplane of an unladenweight >2,000 kg and <= 15,000 kg	-	52 975	-	40 093 385
88024010	Aeroplanes of an unladenweight > 15,000 kg	54 560	318 929	239 634	4 210 134
88031000	Propellers, rotors, parts thereofheading 8801 or 8802	1 962	8 663	55 339	1 999 745
88032000	Under-carriages, parts thereofheading 8801 or 8802	4 486	29 068	77 106	760 515
88033000	Aircraft and spacecraft; parts of aeroplanes or helicopters n.e.c. in heading no. 8803	28 332	307 522	6 491 655	69 129 075
88039090	Other parts of goods of heading 8801 or 8802	199	48 058	2 443 706	3 137 959
88040010	Rotochutes and parts thereof	-	6	-	63
88040090	Oth parachutes (incl dirigible parachut,paragliders) androtochutes; parts thereof and accessories thereto.	116	467	488	2 946
88051000	Aircraft launching gear, part thereof,deck arrestor/similar gear&part thereof	-	730	-	50 000
88052990	Other of ground flying trainers	-	3 870	-	333 000
89011020	Cruise ships,excursion boats,ferry-boats of all kinds ofa gross tonnage >26 but<=500	218 000	1 462 338	3 590 177	26 952 274
89011060	Cruise ships,excursion boats,ferry-boats of all kinds ofa gross tonnage >500 but<=1.000	-	314 000	-	600 000
89011070	Cruise ships,excursion boats,ferry-boats of all kinds ofa gross tonnage >1.000 but<=4.000	952 000	2 105 000	2 356 933	4 156 933
89012050	Tankers of gross tonnage <= 5.000	-	1 319 000	-	4 250 000
89012070	Tankers of gross tonnage> 5.000 ton but <= 50.000	4 692 000	7 016 000	1 400 000	2 800 000
89012080	Tankers of gross tonnage > 50.000	-	519 000	-	1 901 163
89019012	Other vessels,for transport. not motorised of a grosstonnage > 26 but <= 500	366 800	1 874 800	319 476	3 798 551
89019014	Other vessels,for transport. not motorised of a grosstonnage > 500	-	19 452 064	-	3 473 572
89019031	Other vessels,for transport motorised of a gross tonnage<= 26	20 500	84 000	290 084	1 243 656
89019032	Other vessels,for transport motorised of a gross tonnage> 26 but <= 500	196 000	759 500	3 191 003	10 704 929
89019033	Other vessels,for transport motorised of a gross tonnage> 500 but <= 1,000	-	217 000	-	1 421 305
89019034	Other vessels,for transport motorised of a gross tonnage> 1.000 but <= 4,000	-	1 575 000	-	3 283 333
89019036	Other vessels,for transport motorised of a gross tonnage> 5.000 but <= 50,000	-	3 575 000	-	2 525 000
89019037	Other vessels,for transport motorised of a gross tonnagetonnage > 50,000	195 000	195 000	1 080 900	1 080 900
89020031	Fishing vessels of a gross tonnage <= 26	14 000	169 020	3 300	51 565
89020032	Fishing vessels of a gross tonnage > 26 but <= 40	97 000	226 000	12 540	27 600
89020033	Fishing vessels of a gross tonnage > 40 but <= 101	94 000	214 000	6 930	36 811
89020034	Fishing vessels of a gross tonnage >101 but <= 250	111 000	259 000	50 778	59 058
89020047	Other fishing vessels of a gross tonnage >4,000	-	692 000	-	156 000
89031000	Yachts&oth vessels for pleasure/sports rowing boats&canoesinflatable	11 801	192 559	119 484	2 100 383
89039100	Sailboats, with/without auxiliary motor, not inflatable	1 000	660 445	20 016	315 508
89039200	Motorboats, other than outboard motorboats, not inflatable	-	9 966	-	104 975
89039900	Yachts and other vessels; for pleasure or sports, rowing boats and canoes, n.e.c. in heading no. 8903, other than inflatable	2 717	43 087	52 346	711 553
89040010	Tugs and pusher craftof gross tonnage <= 26	-	580 000	-	907 470
89040031	Tugs and pusher craft, power <= 4000 hp of gross tonnage <= 26 ton	-	2 956 532	-	15 570 603
89051000	Dredgers	-	413 000	-	400 000
89052000	Floating or submersible drilling or production platforms	8	185 296	1 633	3 701 599

Tabel 3 : Ekspor Indonesia menurut Komoditi (Kode HS 8 digit)

Oktober 2018

Kode H S	Uraian golongan barang	Berat bersih (Kg)		Nilai F.O.B. (U S \$)	
		Bulan ini	Kumulatif	Bulan ini	Kumulatif
(1)	(2)	(3)	(4)	(5)	(6)
89059010	Floating docks	-	4	-	827
89059090	Oth vessels the navigability of which issubsidiary to their main function	-	7 833 559	-	57 659 149
89069010	Lifeboats oth than rowing boats,oth vessels of displacementnot exceeding 30 t	-	3 500	-	30 781
89069090	Lifeboats oth than rowing boats,oth vessels of displacement> 300 t	3 320	16 667	90 193	804 034
89071000	Floating structures, inflatable rafts	430	3 027	326	10 167
89079010	Buoys	8 760	41 845	14 265	132 770
89079090	Other floating structures	340 250	566 733	204 288	1 156 281
90011010	Optical fibres ,optical fibre bundles&cables for telecom &oth electrical use	-	44 970	-	5 962 281
90011090	Optical fibres, optical fibre bundle&cable foroth than telecom and electrical purpose	-	0	-	184
90012000	Sheets and plates of polarising material	-	748	-	19 537
90013000	Contact lenses	29 442	359 457	4 947 257	61 396 795
90014000	Spectacle lenses of glass	1 985	18 162	136 956	1 007 391
90015000	Spectacle lenses of other materials	158 235	1 347 072	3 790 459	33 667 007
90019010	Prisms, mirror & oth optical elements for photograph or cinematographic cameras / projectors	2	27	103	1 492
90019090	Prisms, mirror & oth optical elements not for photograph orcinematographic cameras / projectors	13	137	1 748	11 727
90021100	Objective lenses for cameras, projectors or photographic enlargers or reducers	2 471	27 419	715 311	6 769 260
90021900	Objective lenses not for cameras, projectors orphotographic enlargers or reducers	208	1 717	40 835	397 530
90022090	Filters not for projectors, cameras, cinematographic,and photographic	4	774	2 551	48 215
90029030	Oth optical element oth than objective lens and filter for photographic cameras and other projectors	14 849	139 717	3 863 809	37 942 106
90029090	Oth optical element oth than objective lens&filter not for cinematographic projectors,photographic camera&oth projector	323	1 334	16 989	110 140
90031100	Frames & mountings for spectacles,goggles of plastics	-	8	-	52
90031900	Frames & mountings for spectacles,goggles oth than plastics	-	473	-	53 985
90039000	Parts of frame & mounting for spectacles, goggles the like & parts thereof.	70	905	41 199	421 545
90041000	Sunglasses	211	5 155	8 002	320 146
90049010	Corrective spectacles	68	4 462	3 887	65 823
90049050	Protective goggles	-	1 279	-	1 170
90049090	Spectacles & the like excl corrective, protective googles	99	5 897	489	17 431
90051000	Binoculars	-	3	-	891
90058090	Monoculars & oth optical telescopes excl instrument forradioastronomy	-	134	-	119
90059090	Parts&accessories (include mountings)for oth optical telescopes	-	11	-	104
90063000	Cameras specially design for under wateruse for aerial survey, medical/surgical,comparison cameras	-	527	-	548 863
90064000	Instant print cameras	26 006	76 275	2 153 088	7 309 202
90065100	Cameras, photographic (excluding cinematographic); with a through-the-lens viewfinder, single lens reflex (SLR), for a roll film of a width not exceeding 35mm	45	223	238	56 491
90065300	Cameras, photographic (excluding cinematographic); of a kind (not SLR) for roll film of a width of 35mm	-	10	-	3
90065990	Other laser photoplottersimage processor	-	15	-	198
90066100	Discharge lamp ("electronic") flashlight apparatus	-	3	-	326
90066900	Photographic flashbulbs apparatus	-	44	-	2 900
90069130	Other, for cameras of subheadings 9006.40 to 9006.53	84	85	7 063	11 790
90069190	Other parts and accessories for cameras	81	539	8 582	57 265

Tabel 3 : Ekspor Indonesia menurut Komoditi (Kode HS 8 digit)

Oktober 2018

Kode H S	Uraian golongan barang	Berat bersih (Kg)		Nilai F.O.B. (U S \$)	
		Bulan ini	Kumulatif	Bulan ini	Kumulatif
(1)	(2)	(3)	(4)	(5)	(6)
90069990	Parts & accessories for flashbulbs apparatus	-	2	-	5 012
90071000	Cinematographic cameras wheter or not w/ sound recording apparatus	43	846	5 720	180 396
90072090	Cinematographic projectors for film >= 16 mm inwidth	-	225	-	888
90079200	Parts and accessories for projectors	155	441	20 668	91 681
90085090	Projector, enlarger&reducers oth than microfilm,microfiche,microform whether/not capable of producing copies	-	330	-	2 530
90089090	Part&accessories for image projector other of fotografic, enlarge & reducers	-	150	-	15 963
90105090	Oth app&equip for photograph laboratorie/inc cinematograph negatoscopes	33	33	32 814	32 814
90106090	Projection screens < 300 inches	455	3 381	1 182	4 259
90109030	Parts&acc of app for the project/drawing of circuit patternon seneitised substrates for the manufacture of PCB/PWB	-	18	-	46
90111000	Stereoscopic microscopes	-	115	-	11 927
90112000	Microscopes, compound optical; for photomicrography, cinephotomicrography or microprojection	36	140	17 620	19 894
90118000	Microscopes, compound optical; (other than stereoscopic and microscopes for photomicrography, cinephotomicrography or microprojection)	-	421	-	8 629
90119000	Parts and accessories of compoundoptical microscopes	-	14	-	49
90121000	Microscopes oth than optical microscope diffractionapparatus	-	330	-	64 889
90129000	Parts&acc for microscope oth than optical microscope	-	75	-	18 418
90131000	Telescopic sights for fitting to arms periscopes,telescopes to part of mach	-	16	-	19 110
90132000	Lasers, other than laser diodes	-	124	-	16 499
90138010	Optical error verification&repair apparatus for PCB/PWB&PCA	25	1 035	4 635	48 065
90138020	Liquid crystal devices	3	3 576	444	189 626
90138090	Other devices, appliances&instrumentsof oth optical appliances	11	1 410	1 071	49 060
90139010	Parts & accessories of lasers oth thanlaser diodes (sub head 901320)	35	35	1 000	1 000
90139090	Parts & acc of oth than goods oflasers,liquid crystal,oth device optical	-	777	-	185 205
90141000	Direction finding compasses	4	707	2 028	22 709
90142000	Instrum&appliances for aeronautical/space navigation (other than compasses)	19	131	4 790	64 506
90148019	Oth navigation instrument&appl of used onship work with an automatic data process mach	-	26	-	19 467
90148090	Other navigation instrument&appliances of oth used on ships	1 856	14 738	77 847	628 235
90149090	Parts & acc of other navigation instruments & appliances	205	550	2 350	5 903
90151010	Rangefinders of used in photography or cinematography	1	594	4	100 391
90151090	Rangefinders oth of used inphotography or cinematography	40	1 594	4 351	207 504
90152000	Theodolites & tachymeters (tacheometers)	-	583	-	2 680
90153000	Levels (measuring higher of ground)	3	18	870	4 182
90154000	Photogrammetrical surveying instrumentsand appliances	-	551	-	31 931
90158090	Other instruments&appliances oth than radio sonde and radio wind apparatus	104	161 444	4 330	3 621 897
90159000	Parts & accessories of surveying instruments & appliances	1 049	136 827	27 209	1 937 261
90160000	Balances of a sensitivity of 5 cg or better,with/without weights	128	408	1 932	9 049
90171010	Plotters,drafting tables & machines,whether /not automatic	-	7	-	149
90171090	Drafting tables & mach,whether/not automatic oth plotters,	-	1 065	-	61 580
90172010	Rulers,drawing,marking out,or mathematical calculating instruments	134	3 738	75	5 465
90172090	Oth drawing,marking-out/mathematical calculating instrument	45	15 016	41	20 482
90173000	Micrometers, callipers and gauges	1 115	27 912	32 954	489 372
90178000	Mathematical instruments and equipment; n.e.c. in heading no. 9017	540	21 341	242 172	646 969

Tabel 3 : Ekspor Indonesia menurut Komoditi (Kode HS 8 digit)

Oktober 2018

Kode H S	Uraian golongan barang	Berat bersih (Kg)		Nilai F.O.B. (U S \$)	
		Bulan ini	Kumulatif	Bulan ini	Kumulatif
(1)	(2)	(3)	(4)	(5)	(6)
90179090	Parts & acc of oth instruments for measuring length for use in the hand	8	10 617	50	100 003
90181100	Electro-cardiographs,used in medical	7	20	476	3 339
90181200	Ultrasonic scanning apparatus,used in medical	470	2 440	41 476	808 330
90181300	Magnetic resonance imaging apparatusused in medical	291	2 376	29 688	323 543
90181400	Scintigraphic apparatus used in medical	-	89	-	48 662
90181900	Medical, surgical instrmnts&appliances; electro-diagnostic apparatus incl apparatus funct. exploratory exam/for checking physiological parameters, n.e.c. in item no. 9018.1	27 843	3 867 359	1 421 724	47 692 548
90182000	Ultra-violet/infra-red ray apparatus used in medical	-	175	-	5 727
90183110	Disposable syringes, with or without needles	406 992	2 595 801	2 006 321	12 731 499
90183190	Syringes, with/without needles oth than disposable syringes	-	1 290	-	6 882
90183200	Tubular metal needles and needles for sutures	-	1	-	20
90183910	Catheters	-	29 358	-	615 586
90183990	Cannulae and the like	5 121	69 793	22 772	524 385
90184100	Dental drill engines,whether/not combined on a single base with oth dental equip	29	383	1 545	24 285
90184900	Dental instruments and appliances; other than dental drill engines	1 025	7 598	123 728	844 960
90185000	Ophthalmic instruments and appliances	94	907	41 618	347 600
90189020	Intravenous administration set	77 866	401 813	658 707	3 455 601
90189030	Electronic instruments and appliances,used in medical	2 506	13 611	117 428	208 724
90189090	Other instruments and appliances,used in medical	1 187 431	7 012 862	11 026 806	64 198 800
90191010	Mechano-therapy appliances massage apparatus,psychological aptitude-testing apparatus	4 593	69 493	230 016	3 843 236
90191090	Mechano-therapy appliance massage,psychological aptitude-testing apparatus oth than electrically operated	30	2 955	15	31 990
90192000	Ozone therapy,oxygen therapy, aerosoltherapy, artificialrespiration/other therapeutic respiration apparatus	33 611	295 875	851 586	7 375 268
90200000	Breathing appliances&gas masks,excl protective masks having neither mechanical part nor replaceable filters	2	664	215	21 448
90211000	Orthopaedic or fracture appliances	6	61	24	3 507
90212100	Artificial teeth,orthopaedic or fracture appliances	21	201	393	7 593
90212900	Dental fittings,orthopaedic/fracture appliances	1	2	25	205
90213100	Artificial joints,orthopaedic/fracture appliances	-	1 025	-	62 247
90213900	Artificial parts of the body; excluding artificial joints	761	2 818	246 774	700 716
90214000	Hearing aids, excluding partsand accessories	3	325	6 780	13 193
90215000	Pacemakers for stimulating heart muscles,excluding parts& accessories	-	9	-	132 824
90219000	Appliances; worn, carried or implanted in the body, to compensate for a defect or disability	1 941	19 405	119 982	1 395 607
90221200	Computed tomography apparatus	2 980	3 930	176 886	215 910
90221400	X-ray app for medical,surgical orveterinary uses	510	3 752	26 700	271 826
90221910	X-ray apparatus for the physical inspection of solderjoints on pcb/pwb assemblies	2	854	87	32 997
90221990	X-ray For radiografi or radiotherapy apparatus	-	226	-	19 388
90222100	Apparatus based on the use of alpha,beta/gamma radiations,for medicalsurgical,dental/veterinary uses	95	1 368	1 989	27 834
90222900	Alpha,beta/gamma radiations,for radiography / radiotherapy apparatus	27	47	700	26 564
90223000	X-ray tubes	547	1 603	204 468	450 801
90229010	Parts&acc of x-ray apparatus for the physicalinspection of solder joints on pca	-	151	-	3 285
90229090	Part&acc oth of x-ray apparatus for the physinspection of solder joints on pca	1 169	19 074	523 786	4 542 737
90230000	Instruments apparatus&model,for demonstrational purposes (in education/exhibitions)	22 582	144 615	236 646	3 043 597
90241010	Mach&appliances for testing metals,electrically operated	213	2 125	7 280	64 127
90241020	Mach&appliances for testing metals,not-electrically operated	-	121	-	8 107

Tabel 3 : Ekspor Indonesia menurut Komoditi (Kode HS 8 digit)

Oktober 2018

Kode H S	Uraian golongan barang	Berat bersih (Kg)		Nilai F.O.B. (U S \$)	
		Bulan ini	Kumulatif	Bulan ini	Kumulatif
(1)	(2)	(3)	(4)	(5)	(6)
90248010	Oth mach& appliances for electrically operated	6	5 441	2 000	160 359
90248020	Oth mach& appliances for not electrically operated	-	198	-	1 557
90249010	Parts&acc for electrically operated mach&appliances	384	853	66 259	99 098
90249020	Parts&acc for non-electrically operated mach&appliances	-	6 064	-	42 532
90251100	Thermometers&pyrometers,liquid filled,for direct reading	336	461	198	4 980
90251911	Thermometers&pyrometers,elect operated,temperature gauges for motor vehicles	1	296	294	256 354
90251919	Thermometers&pyrometers,elect operated,oth temperature gauges for motor vehicles	455	10 512	6 714	9 383 730
90251920	Thermometers&pyrometers not electrically operated	2 599	8 814	51 648	192 472
90258020	Oth instruments of oth than thermometers&pyrometers, electrically operated	660	1 114	5 144	134 768
90258030	Oth instruments of oth than thermometers&pyrometers, not electrically operated	11	36	995	13 973
90259010	Parts&acces of hidrometer,termometer/similar instrument, electrically operated	-	99	-	41 105
90259020	Parts&acces of hidrometer,termometer/similar instrument, non electrically operated	184	1 523	88 974	752 963
90261010	Level gauges for motor vehicles electrically operated	194	2 039	31 164	450 897
90261020	Level gauges for motor vehicles not electrically operated	3	137	3 820	18 580
90261030	Oth instrument & apparatus for measuring/check the flow/level of liquid, electrically operated	99	4 979	13 839	162 878
90261040	Oth instrument & apparatus for measuring/check the flow/level of liquid,not electrically operated	-	1 258	-	15 360
90262010	Pressure gauges for motor vehicles,electrically operated	3	308	178	26 541
90262020	Pressure gauges for motor vehicle, not electrically operated	4 161	60 632	290 002	3 731 067
90262030	Oth measuring/checking pressure instruments, electrically operated	162	7 686	4 615	358 929
90262040	Other measuring/checking pressure instruments,not electrically operated	2 410	13 978	71 299	337 083
90268010	Oth instruments/apparatus for measuring/checking the flow,level,pressure,electrically operated	1 778	13 320	304 643	3 812 019
90268020	Oth instruments/apparatus for measuring/checking the flow,level,pressure, not electrically operated	1 277	9 712	4 394	42 254
90269010	Part&acc for electrically operated instrument&apparatus,measure/check the flow level,pressure	4 934	45 727	302 079	2 248 416
90269020	Part&acc for nonelectrically operated instrument&apparatus,measure/check the flow level,pressure	11 462	125 818	287 871	3 533 388
90271010	Gas/smoke analysis apparatus, electrically operated	35	1 180	6 733	76 322
90271020	Gas/smoke analysis apparatus, not electrically operated	37	771	100	2 792
90272010	Chromatographs&elektrophoresisinstruments, electrically operated	-	78	-	2 670
90272020	Chromatographs&elektrophoresisinstruments,not electrically operated	-	25	-	12 326
90273010	Spectro/spectrophotometers&spectrograph using optical radiation /UV, Visible, IR,electrically operated	-	15 052	-	346 995
90273020	Spectro/spectrophotometers&spectrograph using optical radiation/UV, Visible,IR,not electrically operated	103	2 463	23 177	70 721
90275010	Oth instrument&apparatus using optic radiations,(uv, visible, ir),electrically operated	1 177	16 860	213 068	2 672 608
90275020	Oth instrument&apparatus using optical radiations(uv, visible, IR),not electrically operated	-	243	-	17 400
90278010	Oth instruments&apparatus,exposure meters	-	59	-	32 893
90278030	Oth instruments&apparatus oth exposure meters,electricallyoperated	22 822	130 386	3 338 077	25 395 588
90278040	Oth instruments&apparatus oth exposure meters,not electrically operated	14	38	301	2 601
90279010	Parts&acc incl pca of head 9027,oth for gas/smoke analysis apparatusµtomes	336	1 508	50 919	515 953

Tabel 3 : Ekspor Indonesia menurut Komoditi (Kode HS 8 digit)

Oktober 2018

Kode H S	Uraian golongan barang	Berat bersih (Kg)		Nilai F.O.B. (U S \$)	
		Bulan ini	Kumulatif	Bulan ini	Kumulatif
(1)	(2)	(3)	(4)	(5)	(6)
90279091	Microtomes, electrically operated	-	4 053	-	55 155
90279099	Microtomes,not electrically operated	16 502	328 300	328 445	6 165 407
90281010	Gas meters of a kind mounted ingas containers	8 000	8 000	5 544	5 544
90281090	Other gas meters	5	270	6 220	10 723
90282020	Water meters	94 414	1 221 852	1 159 477	12 398 901
90282090	Liquid meters other than water meters.	-	1 289	-	28 770
90283010	Kilowatt hour meters(kwh)	20 433	72 287	756 998	2 959 868
90283090	Electricity meters other than kilowatt hour meters (kwh)	-	1 462	-	1 548 171
90289010	Part&accessories,water meter housingsor bodies	14	10 985	105	252 772
90289090	Part&accessories,oth water meterhousings or bodies	21 704	130 101	425 498	2 466 193
90291090	Revolution counters, production counters, mileometers,pedometers and the like	2 606	22 000	263 148	2 242 260
90292010	Speedometer for motor vehicles	34 882	231 944	1 189 499	8 737 794
90292020	Tachometers for motor vehicles	1 093	13 443	14 197	208 234
90292090	Other speed indicators & tachometers, stroboscopes not for vehicle	2 506	22 082	151 807	1 532 899
90299010	Parts & accessories of revolution countesr & the like of goods of subheading 902910,stroboscopes of subheading 902920	9 418	73 174	90 511	674 162
90299020	Parts & accessories of revolution countesr & the like of other goods of subheading 902920	33 105	353 360	956 279	9 100 492
90301000	Instruments & apparatus for measuring/ detecting ionisingradiations	-	319	-	24 859
90302000	Oscilloscopes and oscillographs	-	7 374	-	1 411 965
90303100	Multimeters without a recording device	46	6 553	17 100	455 881
90303200	Multimeters with a recording device	375	1 757	142 897	626 248
90303310	Instrument&app for measuring/checking voltage, current,resist/power on PCB/PWB/PCA Other, w/o a recording device	180	11 796	22 330	1 030 229
90303320	Impedance-measuring apparatus design to visual/audiblewarning of electrostatic discharge condition	460	2 059	1 123	497 496
90303330	Ammeters and voltmeters for motorvehicles withouta record device	-	39	-	14 350
90303390	Oth instruments&apparatus for measuring/check voltage without a record device	23	11 706	11 384	934 448
90303900	Instruments and apparatus; for measuring or checking voltage, current, resistance or power, with a recording device (excluding multimeters)	41	10 091	16 654	209 607
90304000	Instruments and apparatus; specially designed for telecommunications (e.g. cross-talk meters, gain measuring instruments, distortion factor meters, psophometers)	348	2 021	19 196	233 626
90308210	Wafer probers for measuring/check semiconductor wafers/ devices :	-	0	-	420
90308290	Instrument&app for measuring/checking semiconductoroth than wafer probers wafer/devices	-	387	-	29 735
90308410	Instruments & app for measuring/checking electrical quantities on PCB/PWB and PCA	7	427	3 064	11 704
90308490	Oth instrument&app with a record device for measure,check electrical quantities on PCB/PWB and PCA	12	315	12 985	144 339
90308910	Instrument&app,w/o a recording device for measuring/check elctr quantities on PCB/PWB&PCA, oth than subheading 903039	92	185	49 407	50 964
90308990	Oth instruments & apparatus,without recording device	201	1 511	904	142 827
90309010	Parts and accessories/including printed circuit assemblies of goods , subheading 9030.40 or 9030.82	82	1 215	2 162	239 152
90309030	Parts and accessories of optical instruments & appliances for measuring or checking PCB & PCA	395	2 469	35 442	316 465
90309040	Parts&accs of oth app for measuring or checking electrical quantities on PCB/PWB and PCA	710	4 468	70 502	477 982

Tabel 3 : Ekspor Indonesia menurut Komoditi (Kode HS 8 digit)

Oktober 2018

Kode H S	Uraian golongan barang	Berat bersih (Kg)		Nilai F.O.B. (U S \$)	
		Bulan ini	Kumulatif	Bulan ini	Kumulatif
(1)	(2)	(3)	(4)	(5)	(6)
90309090	Oth parts&acc (incl pca) of goods subhead 903040/903082 & measuring/checking & electrical quantities on PCB/PWB & PCA	1 331	26 325	368 574	3 496 154
90311010	Machines for balancing mechanical parts, electrically operated	3	1 952	990	96 417
90311020	Machines for balancing mechanical parts, not electrically operated	382	19 231	25 540	355 562
90312010	Test benches, electrically operated	1 397	5 005	12 220	166 974
90312020	Test benches,not electrically operated	-	6	-	1 218
90314100	Optical instruments & appliances; inspecting semiconductor wafers/devices/for inspecting photomasks/reticles used in manufacturing semiconductor devices, n.e.c. in chapter 90	-	7	-	859
90314910	Optical instrument&appliances for measuring surface particulate contamination on semiconductor wafers	105	966	30 840	54 804
90314920	Optical error verification & repair apparatus for PCA/PWB and PCA	-	1 367	-	48 300
90314930	Other optical instruments&appliances for measuring/checkingPCB/PWB & PCA	16	206	10 634	37 327
90314990	Other optical instruments and appliances for other purposes	2 507	47 145	921 491	19 580 957
90318010	Cable tester	6	1 287	1 293	66 999
90318090	Oth instruments,appliances and machines,other cable tester	37 975	416 590	1 680 324	17 178 782
90319011	Part&acc incl pca of optical instrument&appl,inspecting semiconductor wafer,&acc of optical appl elctly operated	1	49 128	221	27 497
90319012	Parts&acc of optic error verif&repair apparatus for PCB/PWB & PCA,elctrically operated	-	28	-	5 608
90319013	Parts&acc of oth optical instruments&appl for measuring/checking PCB/PWB & PCA,elctrically operated	-	1 824	-	24 244
90319019	Oth parts&acc oth than inspect wafer/repair/measure PCB,PWB,PWA for elctrically operated	1 004	13 263	123 415	2 519 893
90319020	Oth part&acc for measuring/checking instrument appliance&machines,not elctrically operated	5	5 166	7 160	98 867
90321010	Thermostats, electrically operated	11 159	178 471	343 239	4 155 923
90321020	Thermostats, not electrically operated	-	715	-	27 547
90322010	Manostats, electrically operated	30	60	1 180	39 867
90328100	Hydraulic or pneumatic	3 804	6 988	110 344	208 350
90328910	Apparatus w/i automatic data process mach for automaticlycontrol the propulsion,ballast/cargo handl system of ship	4	1 731	3 921	73 413
90328920	Automatic apparatus for regulating/controlling chem/electrochemical solutions in manufact PCB/PWB/PCA	-	6 394	-	3 881 060
90328931	Automatic regulating voltage units(stabilizers),electrically operated	2 315	15 898	75 733	613 525
90328939	Instrument&apparatus oth than automatic regulating voltage units(stabilizers),electrically operated	312	12 310	10 192	86 306
90328990	Oth automatic regulating/controlling instruments&app,not electrically operated	10 823	121 312	600 341	4 359 633
90329010	Parts&accessories of automatic data process mach,ballast/cargo handling sytem of ship of subheading 9032.89.10	-	22	-	1 544
90329030	Part & accessories automatic, regulating/controlling instruments & apparatus,of other elctly operated	5	13 158	115	40 757
90329090	Other part & accessories automatic, regulating/controlling instruments & apparatus,not elect operated	19 602	109 861	245 205	2 325 213
90330010	Parts&acc (not specifiedf/incl elsewhere in this chap) formach,appl,app of chap 90 for elect operated equipment	15 953	206 621	223 087	2 707 755
90330020	Parts&acc (not specifiedf/incl elsewhere in this chap) formach,appl,app of chap 90 for non elect operated equipment	98	1 363	694	136 881
91011100	Wrist-watches, elctly operated, whether/not incorporatinga stopwatch facility with mechanical display only	-	67	-	3 922
91011900	Wrist-watches, elctly operated, whether/not incorporatinga stopwatch facility without mechanical display only	14	919	135	275 405

Tabel 3 : Ekspor Indonesia menurut Komoditi (Kode HS 8 digit)

Oktober 2018

Kode H S	Uraian golongan barang	Berat bersih (Kg)		Nilai F.O.B. (U S \$)	
		Bulan ini	Kumulatif	Bulan ini	Kumulatif
(1)	(2)	(3)	(4)	(5)	(6)
91012100	Wrist-watches; not electrically operated, automatic winding, whether/not incorporating a stop-watch facility, case of precious metal or of metal clad with precious metal	2	19	325	7 346
91012900	Wrist-watches; not electrically operated, not automatic winding, whether or not incorporating a stop-watch facility, case of precious metal or of metal clad with precious metal	1	148	86	7 740
91019100	Pocket-watches&oth watches incl stopwatches with case of precious metal/of metal clad w/precious metal,elctly operate	-	1	-	100
91019900	Pocket-watches&oth watches incl stopwatches with case of precious metal/metal clad w/precious metal,no elctly operate	13	139	2 443	20 017
91021100	Wrist-watches, electrically operated, whether or notincorporating a stopwatch facility w/mechanical display only	339	2 893	67 099	193 110
91021200	Wrist-watches, electrically operated, whether or notincorporating a stopwatch facility w/optoelectr display only	67	109	22 613	30 813
91021900	Wrist-watches, electrically operated, whether/ not incorp.astopwatch facility w/o mechanical&optoelectr display only	221	2 378	2 263	154 615
91022100	Wrist-watches; whether or not incorporating a stop-watch facility, with automatic winding	-	333	-	207 334
91022900	Wrist-watches; whether or not incorporating a stop-watch facility, with other than automatic winding	7	18	70	273
91029900	Wrist-watches, pocket-waches&oth.watches with not electrically operated	1 470	8 716	25 145	1 062 828
91039000	Clocks with watch movements, excl clocks ofh9104 not elect operated	5	2 334	135	54 771
91040010	Instrument panel clocks& clocks of a similar type, for vhcl	0	155	23	12 363
91040090	Instrument panel clocks & clocks of a similar type, for spacecraft	28	2 153	4 749	51 937
91051900	Alarm clocks,not electrically operated	-	1 893	-	28 400
91052100	Wall clocks, electrically operated	-	189	-	624
91052900	Wall clocks, not electrically operated	3 946	21 118	1 315	42 144
91059990	Oth clocks, oth than Marine chronometers not electrically operated	39	44	450	458
91061000	Time-registers,time-recorders	21 305	172 376	1 433 773	11 788 431
91069010	Parking meters	-	47	-	7 076
91069090	Oth time of day recording&measuring app oth than parkingmeter	3 947	40 413	337 921	3 651 196
91070000	Time switches with clock/watch movement/with synchronoumotor	-	67	-	4 027
91081200	Watch move comp&assem w/opto elect display only,electrically operated	-	1 422	-	12 120
91081900	Watch move comp&assem oth than mechanical,opto-elect, electrically operated	-	735	-	1 189
91101100	Complete movements,unassem /partly assem(movement sets) ofwatch	-	4	-	140
91109000	Clocks; movements, whether or not complete, incomplete, assembled or unassembled	-	28	-	1 320
91111000	Watch cases of precious metal/of metal clad with preciousmetal	-	381	-	370
91119000	Parts of watch cases	3	109	600	21 800
91122000	Clock cases and cases of a similar type for other goods of this chapter	-	110	-	110
91131000	Watch straps,bands&bracelets of precious metal/of metal clad w/ precious metal	-	1	-	6
91132000	Watch straps,bands&bracelets of base metal,whether or not gold/silver plate	-	25	-	174

Tabel 3 : Ekspor Indonesia menurut Komoditi (Kode HS 8 digit)

Oktober 2018

Kode H S	Uraian golongan barang	Berat bersih (Kg)		Nilai F.O.B. (U S \$)	
		Bulan ini	Kumulatif	Bulan ini	Kumulatif
(1)	(2)	(3)	(4)	(5)	(6)
91139000	Watch straps, watch bands, watch bracelets, and parts thereof; n.e.c. in heading no. 9113	1	3 377	834	88 681
91141000	Springs, including hair-springs of clock or watch parts	0	2	3	283
91143000	Dials of clock or watch parts	-	6	-	53
91149000	Clock or watch parts; other than springs (including hairsprings), dials, plates, and bridges	277	3 022	6 956	71 786
92011000	Upright pianos	1 229 571	10 187 508	9 644 310	77 400 628
92012000	Grand pianos	226 631	1 875 482	3 375 151	27 144 043
92019000	Musical instruments; harpsichords and other keyboard stringed instruments n.e.c. in heading no. 9201	30	10 635	800	48 977
92021000	String musical instrument(violins,harps), played with a bow	-	5 951	-	116 436
92029000	Musical instruments; string, played other than with a bow (e.g. guitars and harps)	300 203	2 895 331	6 677 633	63 676 803
92051000	Brass-wind instruments	-	4	-	4 844
92059010	Keyboard pipe organ,harmonium&similar keyboard instrumentsw/ free metal reeds	-	55 292	-	167 460
92059090	Other wind musical instruments	127 637	1 066 382	4 169 698	34 570 726
92060000	Percussion musical instruments (exp, drm,xylophones,cymbals, castanets)	823 339	5 442 664	823 376	7 157 773
92071000	Keyboard instruments,oth than accordions	2 267 844	19 283 600	17 461 337	149 436 406
92079000	Musical instruments; (other than keyboard), the sound of which is produced or must be amplified electrically	578 341	4 541 419	8 988 935	88 019 573
92081000	Musical boxes	10	13	248	320
92089010	Decoy calls,whistles,call horns &oth mouth blown soundsignalling instrument	-	124	-	288
92089090	Fairground,mech street organ,sing bird, musical saw,othmusical instrument	430	6 484	2 518	76 269
92093000	Musical instrument strings	410	5 554	30 683	358 267
92099110	Part&accessories, strung backs,keyboards& metal frames for upright pianos	125 009	1 161 543	664 263	7 183 817
92099190	Other parts and accessories for pianos	74 352	972 719	676 848	7 603 667
92099200	Parts & accessories for the musical instrument of stringmusical instrument	1 191	11 219	8 180	85 082
92099400	Parts&acc,the music instrument of sound of which isprod/must be amplified, elect	275 021	2 555 455	1 898 428	16 332 939
92099900	Parts & accessories for oth musical instruments	37 062	334 174	1 227 374	11 332 289
93019000	Military weapons; other than revolvers, pistols, and arms of heading 9307, n.e.c. in heading 9301	-	4	-	307
93040090	Oth arms(spring,air/gas guns&pistols) excluding those ofheading 9307	100	239	269	3 293
93062100	Shotgun and air gun cartridges	-	505	-	23 382
93062900	Parts of cartridges for shotgun and air gun pellets	-	3 549	-	53 171
93070000	Swords,cutlasses,bayonets,lances&similar arms&parts thereof & scabbards & sheaths	30	68	405	1 525
94011000	Seats of a kind used for aircraft	471	5 437	15 638	98 539
94012010	Seats of a kind used for motor vehicles ofheading 8702/8703/8702/8703/8704	208	6 957	6 447	56 672
94012090	Seats of a kind used for motor vehicles oth than ofheading 8702/8703/8704	87 622	553 286	985 463	6 360 118
94013000	Swivel seats with variable height adjustment	324	8 563	5 031	71 478
94014000	Seats oth than garden seats/ camping equepment,convertible into beds	52	3 055	425	3 543
94015200	Seats of bamboo	7 099	43 438	4 500	74 323
94015300	Seats of rattan	736 161	8 997 073	4 003 979	46 423 159
94015900	Seat of cane,osier or similar material	138 619	2 346 377	1 506 042	23 249 986
94016100	Seats; with wooden frames, upholstered, (excluding medical, surgical, dental, veterinary or barber furniture)	306 738	2 067 758	1 956 190	14 039 276
94016910	Oth seats,with wooden frames, non-upholstered, withbackrest and/or the seat made of rattan	500 445	5 501 179	2 081 202	21 839 798

Tabel 3 : Ekspor Indonesia menurut Komoditi (Kode HS 8 digit)

Oktober 2018

Kode H S	Uraian golongan barang	Berat bersih (Kg)		Nilai F.O.B. (U S \$)	
		Bulan ini	Kumulatif	Bulan ini	Kumulatif
(1)	(2)	(3)	(4)	(5)	(6)
94016990	Oth seats,with wooden frames, non-upholstered, withoutbackrest and/or the seat made of rattan	5 453 617	54 331 674	24 217 524	244 597 365
94017100	Seats; with metal frames, upholstered, (excluding medical, surgical, dental, veterinary or barber furniture)	91 623	763 894	1 190 521	10 373 556
94017910	Other seats, with metal frames, non-upholstered, withbackrest and/or the seat made of rattan	204 216	1 618 208	1 186 289	8 894 913
94017990	Other seats, with metal frames, non-upholstered, withoutbackrest and/or the seat made of rattan	297 581	1 948 881	2 437 972	18 353 289
94018000	Seats; n.e.c. in heading no. 9401, (excluding medical, surgical, dental, veterinary or barber furniture)	88 019	600 970	566 225	4 465 747
94019010	Parts of aircraft seats (head 94011000)	54 810	546 894	286 605	3 092 903
94019031	headrest stiffeners for seats of subheading 94012010,	734	7 377	1 586	18 322
94019039	Parts of other seats	509 363	4 626 755	3 122 684	30 131 589
94019040	Parts of seats of subheading 94013000	3 936	18 611	11 066	80 068
94019092	Parts of seats of plastics	86 235	1 476 508	595 438	10 462 151
94019099	Parts of seats of other than plastics	448 720	2 521 931	701 495	4 983 381
94021010	Medis furniture,dentists chair & parts thereof	122	1 669	169	4 819
94021030	Medis furniture,barbers chairs&similar chairs thereof &thereof	564	12 445	786	19 619
94029010	Furniture designed for medical,surgical/ veterinarypurposes &parts thereof, oth than chairs	96 117	783 750	896 620	5 820 842
94029020	Commodes	-	22	-	67
94029090	Oth furniture designed for medical, surgical/veterinarypurpose&part thereof, oth than chairs and commodes	180 535	1 311 487	754 499	5 436 853
94031000	Metal furniture of a kind used in office	112 882	1 063 615	483 702	5 638 265
94032010	Oth metal furniture, fume cupboards	407	514 267	1 833	1 909 496
94032090	Oth metal furniture, other than fume cupboards	389 919	3 816 599	2 779 994	28 570 047
94033000	Wooden furniture of a kind used in offices	741 312	7 581 362	2 133 495	21 665 411
94034000	Wooden furniture of a kind used in the kitchen	1 118 655	9 516 471	2 172 603	19 111 249
94035000	Wooden furniture of a kind used in the bedroom	4 587 285	36 190 097	17 748 965	138 941 663
94036010	Oth wooden furniture,fume cupboard	-	667 853	-	1 279 238
94036090	Oth wooden furniture,oth than fume cupboard	21 785 883	202 412 731	70 127 838	649 573 306
94037010	Furniture of plastics for baby walker	-	5 086	-	23 588
94037020	Furniture of plastics for fume cupboard	4	79	56	280
94037090	Furniture of plastics oth than for baby walker,fumecupboard	164 462	2 401 591	1 210 061	18 471 840
94038200	Furniture of bamboo	139 893	1 160 634	116 158	1 435 929
94038300	Furniture of rattan	345 197	3 089 044	1 758 682	15 315 738
94038910	Fume Cupboard	1 900	9 393	11 300	45 116
94038990	Other furniture of cane, osier, bamboo or similar materials	174 314	1 887 945	938 540	11 366 853
94039010	Parts of baby walkers of plastics	-	19 615	-	155 618
94039090	Parts of metal, wood, plastics and bamboo furnitureother than baby walker	1 998 843	11 499 375	5 564 862	30 553 545
94041000	Mattress supports	132 382	1 113 471	381 719	3 250 380
94042110	Mattresses of cellular rubber, whether or not covered	16 870	166 773	344 345	3 622 943
94042120	Mattresses of cellular plastics, whether or not covered	288 468	876 883	1 299 258	4 063 475
94042910	Mattress springs of other materials	26 859	1 053 909	66 602	1 045 806
94042920	Mattress of hyperthermia or hyphothermia type of othmaterials	444	5 495	1 077	16 636
94042990	Mattress of other materials excl spring mattress & hyperthermia or hypothermia type	401 274	2 837 455	1 088 237	7 802 348
94043000	Sleeping bags	1 167	8 597	30 463	203 567
94049010	Quilts,bedspreads & mattress protectors	158 912	638 578	1 719 268	6 806 219
94049090	Other articles of bedding&similar furnishing	199 525	2 231 746	1 398 666	12 335 170
94051020	Chandeliers&other electric ceiling/wall lighting fittings electric ceiling/wall lighting fittings for operating rooms	-	284	-	5 679
94051091	Spotlights for ceiling or wall	5 655	11 134	9 197	90 468
94051092	Fluorescent lamps and lighting fittings	2 838	32 882	24 271	265 098

Tabel 3 : Ekspor Indonesia menurut Komoditi (Kode HS 8 digit)

Oktober 2018

Kode H S	Uraian golongan barang	Berat bersih (Kg)		Nilai F.O.B. (U S \$)	
		Bulan ini	Kumulatif	Bulan ini	Kumulatif
(1)	(2)	(3)	(4)	(5)	(6)
94051099	Oth fluorescent lamps and lighting fittings other than for operating rooms	14 334	98 862	235 393	1 305 101
94052010	Table desk bedside or floor standing lamps for operating rooms	-	260	-	1 494
94052090	lamps of electric table, desk, bedside/ floor-standing lamps	45 278	420 463	189 368	1 927 424
94053000	Lighting sets of a kind used for christmas trees	79 810	2 059 398	716 898	20 546 116
94054020	Searchlights	-	5 171	-	63 843
94054040	Oth. electr lamps of spotlights	998	156 959	16 124	72 696
94054050	Oth electr lamps, of a kind used for lighting public open space/thoroughfares	889	67 055	1 362	713 902
94054060	Other exterior lighting	28	5 088	39	16 387
94054070	Non-flashing aerodrome beacons; lamps for railway loc, aircraft, ships of base metal	96	96	160	160
94054080	Pilot lamp with fitting for electro-thermic domestic applic of heading 85.16	47 751	417 882	554 366	5 429 688
94054091	Fibre optic headband lamps of kind designed for medical use	1	1	100	100
94054099	Other lighting fittings	19 062	221 677	346 338	3 973 861
94055011	Non elect. Lamps of oil-burning, of brass for religious rites	2 308	18 084	49 305	274 276
94055019	Other non elect. Lamps of oil-burning	-	13 623	-	50 553
94055040	Hurricane lamps	8 909	22 583	32 604	96 819
94055050	Non-electrical lamps and lighting fittings, miners' lamps and quarrymen's lamps	-	25	-	8
94055090	Other non elect lighting fittings	1 284	18 230	13 731	260 633
94056010	Warning signs, street name signs, road & traffic signs	-	123	-	2 177
94056090	Others illuminated signs	73	1 918	5 458	27 082
94059120	Parts of glass for spotlights	-	2 963	-	1 318
94059140	Parts of globes and chimneys	-	304	-	1 807
94059190	Other parts of glass for other lamps & lighting fittings	599	2 144	232	13 136
94059290	Other parts of plastics for other lamps & lighting fittings	1 818	10 274	13 998	48 760
94059910	Parts Lampshades of textile material	559	5 872	4 550	33 800
94059920	Parts Lampshades of other material	6 374	120 493	61 048	676 748
94059930	Parts of lamp of subheading 9405.50.11 or 9405.50.19	-	21	-	130
94059940	Parts for searchlights or spotlight other than of glass & plastics	-	921	-	83 284
94059950	Parts of lamp made of ceramics or metal	433	7 630	14 179	169 015
94059990	Other parts of lamp not made of ceramics, metal, glass, or plastics	10 774	92 927	69 663	614 508
94061010	Greenhouses of wood, fitted with mechanical or thermal equipment	3 160	3 160	8 430	8 430
94061090	Prefabricated buildings of wood	256 270	1 901 645	444 483	3 737 810
94069011	Greenhouses of non-wood, fitted with mechanical or thermal equipment made of iron or steel	352	47 406	3 032	165 734
94069019	Greenhouses of non-wood, fitted with mech/thermal equipment other than made of iron/steel	13 664	118 645	1 277	151 346
94069020	Prefabricated buildings of non-wood, fitted with mechanical or thermal equipment made of plastics/ aluminium	5 546	35 032	56 446	163 266
94069030	Prefabricated buildings of non-wood, fitted with mechanical or thermal equipment of iron or steel	8 918	3 059 365	8 790	3 300 138
94069040	Prefabricated buildings of non-wood, fitted with mechanical or thermal equipment of cement, concrete or artificial stone	2 731	125 432	5 527	175 659
94069090	Prefabricated buildings of non-wood, fitted with mechanical or thermal equipment made of other material	11 122	182 671	17 467	263 107
95030010	Tricycles, scooters, pedal cars and similar wheeled toys; dolls' carriages	11 996	155 767	79 308	630 900
95030021	Dolls, whether/not dressed	876 596	9 060 667	11 584 893	120 358 246
95030022	Garments & garments accessories; footwear & headgear of dolls	53 817	72 177	193 156	1 001 264
95030029	Other parts and accessories for dolls	12 476	76 443	31 044	363 010
95030030	Electric trains toys, including tracks, signals and other accessories thereof	182	10 049	6 554	318 535

Tabel 3 : Ekspor Indonesia menurut Komoditi (Kode HS 8 digit)

Oktober 2018

Kode H S	Uraian golongan barang	Berat bersih (Kg)		Nilai F.O.B. (U S \$)	
		Bulan ini	Kumulatif	Bulan ini	Kumulatif
(1)	(2)	(3)	(4)	(5)	(6)
95030040	Reduces size model aircraft assembly kits, working or notmodels, working or not	142 481	1 428 311	5 436 293	47 248 727
95030050	Other construction sets& constructional toys, of materials other than plastics	3 373	14 338	30 420	183 490
95030060	Stuffed toys representing animals or non-human creatures	783 109	7 268 770	10 773 713	99 884 873
95030070	Puzzles of all kinds	-	670	-	1 843
95030091	Numerical/alphabetical/animal blocks or cut-out; wordbuilders/making set;	184 564	1 289 873	1 157 585	9 326 006
95030092	Skipping ropes	-	477	-	1 186
95030093	Marbles	-	9	-	6
95030094	Toys of rubber	3 230	12 076	9 462	171 904
95030099	Other toys or parts	656 541	5 952 905	4 063 362	36 247 306
95042020	Tables for billiards of all kinds	-	8 654	-	12 946
95042030	Billiard chalks	400	4 260	12 960	124 673
95042090	Oth articles & accessories for billiards of all kinds	-	1 125	-	9 190
95043010	Pintables or slot machines, operated by coins and by oth means of payment	3	108	117	9 709
95043020	Parts of oth games of wood, paper or plastics	1	1	25	25
95043090	Other games, operated by coins and by oth means of payment	80 459	461 482	781 422	4 944 091
95044000	Playing cards	949	217 185	1 472	401 166
95045010	Video game consoles and machines, other than those of subheading 9504.30, that used with a television receiver	42	294	258	4 217
95045090	Video game consoles and machines, other than those of subheading 9504.30, that used without a television receiver	-	8 865	-	25 273
95049010	Bowling requisites of all kind	-	10 000	-	20 000
95049029	Darts & parts & accessories that made of material other than wood, paper and plastic	-	900	-	29 555
95049032	Tables designed for use with casino games, of wood or of plastics	40	42	134	163
95049033	Other tables designed for use with casino games	-	50	-	83
95049035	Other Mahjong tiles	-	100	-	82
95049039	Other gambling equipment & paraphernalia equipment	8	1 898	139	2 939
95049092	Tables designed for game of wood/plastic not gambling equipment	-	5 541	-	5 471
95049095	Tables designed for games not made of wood/plastics/paper, not gambling equipment	-	12	-	25
95049099	other table designed for games not wood/ plastics	1 002	9 522	9 984	56 065
95051000	Articles for christmas festivities	641 962	2 260 850	2 888 161	9 730 586
95059000	Festive,carnival/oth entertn.articles incl conjuringtricks & novelty jokes	52 481	661 294	286 088	4 329 054
95061900	Snow-ski equipment	-	145 284	-	5 977 769
95062100	Sailboards	15 958	129 134	298 285	2 208 351
95062900	Water sport equipment; water-skis, surf-boards and other water-sport equipment, excluding sailboards	4 615	22 495	152 164	405 008
95063100	Golf clubs, complete	76	3 279	5 426	346 419
95063200	Balls for golf	324 171	2 937 547	2 267 356	21 181 041
95063900	Golf equipment; other than clubs and balls	250	16 896	860	90 124
95064010	Tables tennis	5 385	12 854	1 101	8 031
95064090	Oth articles & equip for table-tennis	145	6 410	2 723	142 780
95065100	Lawn-tennis rackets, whether/not strung	209	680	11 252	42 938
95065900	Badminton or similar rackets, whether/ not strung	0	533	1	39 484
95066100	Lawn-tennis balls	1 670	83 582	15 258	689 293
95066200	Inflatable balls	113 595	948 533	1 103 637	8 858 937
95066900	Balls; (other than inflatable or for lawn-tennis, golf or table-tennis)	66	24 315	330	275 726
95067000	Ice skates & roller skates, incl skating boots with skates attached	-	14 684	-	24 542
95069100	Artic & equip for general physics exercise, gymnastics or athletics	24 805	244 430	1 129 289	7 375 996

Tabel 3 : Ekspor Indonesia menurut Komoditi (Kode HS 8 digit)

Oktober 2018

Kode H S	Uraian golongan barang	Berat bersih (Kg)		Nilai F.O.B. (U S \$)	
		Bulan ini	Kumulatif	Bulan ini	Kumulatif
(1)	(2)	(3)	(4)	(5)	(6)
95069910	Bows (including crossbows) and arrows	-	4	-	756
95069920	Nets, cricket pads and shin guards	17 134	28 810	366 370	633 017
95069930	Shuttlecocks	663	4 787	22 475	184 170
95069990	Articles & equipment for outdoor games, swimming pools and paddling tools	15 283	408 825	94 277	5 633 375
95071000	Fishing rods	16 973	162 499	1 901 826	20 432 161
95072000	Fish-hooks, whether/not snelled	16 952	82 181	770 534	4 008 945
95073000	Fishing reels	1	5 438	1	143 014
95079000	Fishing tackle n.e.c., butterfly nets, decoy birds (other than those of heading no. 9208 or 9705) and similar hunting or shooting requisites	47 424	495 068	1 545 450	15 546 271
95089000	Roundabouts,swings,shooting galleries& oth fairgroundamusement;trave theatres	365	42 050	11 898	518 661
96011010	Cigar or cigarette cases, tobacco jars;ornamental articles of ivory	-	2 092	-	7 681
96011090	Articles of ivory oth than cigarette cases, tobaccojars, and ornamen	3 467	60 947	26 703	391 654
96019011	Cigar or cigarette cases, tobacco jars;ornamental articles of mother-of-pearl or tortoise-shell	3 047	201 725	15 138	134 950
96019019	Oth article made of mother-of-pearl or tortoise-shell exclcigar/cigarette case, tobacco jar, ornamental&pearl nucleus	13 737	373 331	122 606	1 426 943
96019090	Bone, horn, antlers, coral, and articles made of them	-	43 071	-	572 776
96020010	Gelatin capsules for pharmaceutical products	47 420	507 194	1 286 284	13 880 041
96020020	Cigar/cigarette cases, tobacco jars & household ornamentalarticles	161	11 587	1 870	53 793
96020090	Oth worked veget/minerl carving material&articles of these materials	2 886	78 211	30 382	286 080
96031010	Brushes consisting of twig/oth vegetable materials bound together	5 974	424 867	25 476	1 111 525
96031020	Brooms consisting of twig/oth vegetable materials boundtogether	4 350 965	35 289 721	1 450 851	12 477 868
96032100	Tooth brushes, incl dental-plate brushes	41 560	496 845	517 778	6 290 235
96032900	Shaving brushes,hair brush,nail brush, eyelash &oth brushfor use on the person	25 472	360 588	144 852	2 209 301
96033000	Artists' brushes,writing brush &similar brushes for the application of cosmetic	115	28 664	1 315	82 078
96034000	Paint,distemper, varnish/similar brushes oth than 9603.30;Paint pads & rollers	375 990	3 812 295	1 783 861	17 457 670
96035000	Brushes; constituting parts of machines, appliances or vehicles	1	430	586	4 689
96039010	Prepared knots and tufts for broom or brush making	18 664	114 366	74 196	317 023
96039020	Hand-operated mechanical floor sweepers, not motorised	272	390	1 170	1 691
96039040	Other brushes, other than tooth brush, hair brush, shavingbrush	6 723	61 835	29 640	212 740
96039090	Mops and feather dusters; squeegees (oth than rollersqueegees)	16 447	124 219	165 176	987 175
96040010	Hand sieves and hand riddles of metal	-	1 202	-	1 391
96040090	Hand sieves and hand riddles of other material	-	2 106	-	950
96050000	Travel sets for personal toilet, sewingor shoe or clothes cleaning	5 779	51 967	41 861	351 894
96061010	Press-fasteners, snap-fasteners and press-studs and part therefor of plastic	121	178	401	1 387
96061090	Press-fasteners, snap-fasteners and press-studs and part therefor of other	47 596	281 710	409 570	2 890 434
96062100	Buttons of plastics, not covered with textile material	49	4 411	5 134	47 653
96062200	Buttons of base metal, not covered with textile material	-	1 673	-	26 933
96062900	Buttons; of other than base metal or plastics, not covered with textile material	4 452	33 709	47 715	547 220

Tabel 3 : Ekspor Indonesia menurut Komoditi (Kode HS 8 digit)

Oktober 2018

Kode H S	Uraian golongan barang	Berat bersih (Kg)		Nilai F.O.B. (U S \$)	
		Bulan ini	Kumulatif	Bulan ini	Kumulatif
(1)	(2)	(3)	(4)	(5)	(6)
96063010	Button moulds & other parts of buttons; button blanks, of plastic	328	4 585	11 099	114 623
96063090	Button moulds & other parts of buttons; button blanks, of other material	6 940	152 787	280 324	3 698 287
96071100	Slide fasteners fitted with chain scoops of base metal	53 282	719 236	105 413	1 709 169
96071900	Slide fasteners; other than those fitted with chain scoops of base metal	20 047	308 376	316 768	4 030 308
96072000	Parts of slide fasteners	1 099 978	10 500 578	6 561 153	61 825 904
96081010	Ball point pens of plastics	15 209	249 816	234 821	3 560 093
96081090	Ball point pens of other than plastics	23 443	338 240	387 646	8 662 534
96082000	Felt tipped & other porous-tipped pens and markers	105 336	667 764	605 534	6 265 671
96083020	Fountain pens	54	3 359	2 927	287 223
96083090	Oth fountain pens, stylograph pens and other pens	5 558	34 410	240 633	2 192 562
96084000	Propelling or sliding pencils	45	2 072	33 119	140 221
96085000	Sets of articles from two or more of the foregoing subheadings	-	126	-	2 223
96086010	Refills for ball point pens, comprising the ball point&ink- of plastics	19	1 194	2 341	45 812
96086090	Refills for ball point pens, comprising the ball point&ink-of other than plastics	2 705	14 427	72 034	647 457
96089190	Pen nibs and nib points of oth than gold and gold platedPen nibs and nib points of oth material	1 479	25 782	132 901	1 291 539
96089991	Parts of ball point pens of plastics	-	3 658	-	84 753
96089999	Penholders,pencil-holders&similar holder;parts of ball poin	172	59 649	1 561	450 686
96091010	Black pencils, with lead encased in a rigid sheath	75 254	2 717 002	677 283	20 619 233
96091090	Crayons & oth pencils with lead encased in a rigid sheath	192 921	2 879 177	2 176 451	31 048 235
96092000	Pencil leads, black or coloured	43 898	328 090	210 065	1 674 395
96099010	Slate pencils for school slates	-	1 374	-	10 885
96099030	Pencils & crayons other than those of subheading 9609.10	142	5 604	1 248	14 009
96099091	Writing or drawing chalks	50	7 279	83	12 132
96099099	Pastels, drawing charcoals, tailors' cha and other pencils	416 793	1 635 426	723 256	5 375 361
96100010	School slates, with writing or drawing surfaces	-	10	-	65
96100090	Boards and oth slates, with writing or drawing surfaces	415 532	3 291 937	802 249	6 413 799
96110000	Date, seal/numbering stamps & the like,in the hand operatd;hand composing stick	299	420	2 855	11 147
96121010	Ribbons of textile fabric	12	76	272	626
96121090	Ribbons of other materials or similar ribbons	700	7 669	20 716	180 164
96122000	Ink-pads	4	29	50	172
96132090	Pocket lighters, gas fuelled, refillable of other materials	-	1	-	10
96138010	Piezo-electric lighters for stoves and ranges	-	26 798	-	153 522
96138090	Lighters; whether or not mechanical or electrical, n.e.c. in heading no. 9613	0	3	19	391
96139010	Refilled cartridge or oth receptaclespart of mechncl lighter,cont liquid fuel	3 000	30 259	14 100	165 985
96139090	Other parts of lighters	-	220	-	128
96140090	Smoking pipes and cigar or cigaretteholder and parts thereof	16	625	4	684
96151120	Combs, hair-slides and the like of hard rubbers	-	604	-	7 408
96151130	Combs, hair-slides and the like of plastics	3 243	8 902	45 234	74 464
96151900	Combs, hair-slides and the likeother than hard rubbers or plastics	519	9 448	317	97 701
96159012	Decorative hair pins of iron or steel	-	1	-	40
96159013	Decorative hair pins of plastics	-	28	-	167
96159019	Other decorative hair pins	26	1 469	311	16 316
96159021	Parts of combs, hair pins and the like of aluminium	-	4 708	-	3 956
96159023	Parts of combs, hair pins and the like of plastics	-	100	-	474
96159029	Other parts of combs, hair pins, and the like	-	2 669	-	1 048
96159091	Curling grips, hair-curlers and the like of aluminium	140	656	700	1 499
96159092	Curling grips, hair-curlers and the like of iron or steel	-	253	-	1 107
96159099	Other curling grips, hair-curlers and the like	7	1 011	92	15 730
96161010	Scent sprays and similar toilet sprays	15 840	139 928	348 758	3 080 100

Tabel 3 : Ekspor Indonesia menurut Komoditi (Kode HS 8 digit)

Oktober 2018

Kode H S	Uraian golongan barang	Berat bersih (Kg)		Nilai F.O.B. (U S \$)	
		Bulan ini	Kumulatif	Bulan ini	Kumulatif
(1)	(2)	(3)	(4)	(5)	(6)
96161020	Mounts and heads of scent sprays and similar toilet sprays	4 017	59 293	19 119	313 737
96162000	Powder-puffs & pads for the application of cosmetics or toilet preparations	2 339	34 260	13 404	175 944
96170010	Vacuum flasks and other vacuum vessels	2 743	54 165	5 469	97 046
96170020	Parts of vacuum flasks or vacuum vessels	-	2 033	-	1 125
96180000	Tailor' dummies, oth lay figure; automata & animated displ. shop window dressing	6 200	66 553	254 117	2 339 335
96190011	Disposable sanitary towel, tanpon, napkin with an absorbent core of textile	7 479	182 646	25 053	491 145
96190012	Sanitary towels and tampons of paper, paper pulp, cellulose wadding or webs of cellulose fibres	286 414	2 825 041	1 284 651	11 970 965
96190013	Baby napkins and pads for incontinence, of paper, paper pulp, cellulose wadding or webs of cellulose fibres	3 230 544	26 996 741	9 128 188	71 750 696
96190014	Other disposable articles made of paper, paper pulp, cellulose wadding or webs of cellulose fibres	54 927	626 603	160 523	758 030
96190019	Oth disposable sanitary towel, tampons, napkins and napkinsliners for babies	493 948	6 662 888	1 843 265	24 723 491
96190091	Sanitary towel, tampon, napkin, knitted or crocheted with an absorb core of textile	440	20 067	7 686	112 528
96190099	Oth sanitary towel, tampons, napkins, with an absorbent core of wad of oth material	13 304	209 410	13 223	392 966
96200010	Monopods, bipods, tripods and similar articles made of plastics	8 321	80 687	106 235	1 067 260
96200030	Monopods, bipods, tripods and similar articles made of iron and steel	-	2 433	-	7 750
96200040	Monopods, bipods, tripods and similar articles made of aluminium	228	5 766	9 404	86 663
96200090	Monopods, bipods, tripods and similar articles made of other material	-	10 750	-	41 725
97011000	Paintings, drawings and pastels, executed entirely by hand	17 089	291 960	259 432	2 164 828
97019000	Colleges & similar decorative plaques executed entirely by hand	33 298	300 985	145 653	1 635 813
97030000	Original sculptures and statuary, in any material.	51 188	760 442	78 019	987 678
97040000	Postage/revenue stamps, stamp postmark, first-day covers, stamped paper	1	1	1	1
97050090	Collections and collectors' pieces of zoological, botanical, mineralogical, anatomical interest	76	176	25	75
99991000	Postal packages n.c.a.k	101 174	1 692 145	3 358 495	39 824 249
Total Ekspor		56 691 273 841	505 747 864 706	15 894 169 721	150 976 097 537

Sumber : dokumen PEB dan non PEB, diolah

Tabel 4. Ekspor Indonesia menurut Negara Tujuan

Oktober 2018

Kode Negara	Negara Tujuan	Berat bersih (Kg)		Nilai F.O.B. (U S \$)	
		Bulan ini	Kumulatif	Bulan ini	Kumulatif
(1)	(2)	(3)	(4)	(5)	(6)
JP	JAPAN	2 831 867 995	34 261 227 551	1 482 698 194	16 373 581 473
HK	HONG KONG	535 950 773	8 038 585 269	169 438 492	2 170 724 920
KP	KOREA, DEM. PEOPLE'S REP.	29	6 029	1 914	33 499
KR	KOREA, REPUBLIC OF	3 272 762 046	39 372 159 986	753 941 344	8 024 503 434
TW	TAIWAN	2 031 950 082	18 512 832 371	492 336 219	3 986 245 515
CN	CHINA	18 388 085 091	153 402 186 072	2 498 030 244	22 613 907 077
MN	MONGOLIA	375 637	3 618 667	611 304	7 286 907
MO	MACAU	89 766	1 237 772	261 985	7 291 052
PG	PAPUA NEW GUINEA	24 144 793	241 315 960	16 769 221	181 949 552
TH	THAILAND	2 166 250 118	21 832 711 494	619 859 613	5 832 565 791
SG	SINGAPORE	1 796 550 056	18 025 016 500	1 157 105 329	10 559 111 867
PH	PHILIPPINES	2 318 777 540	21 951 597 354	622 951 365	5 803 294 319
MY	MALAYSIA	2 935 212 066	25 777 654 290	871 952 657	7 850 178 296
MM	MYANMAR	129 162 461	1 092 192 667	78 073 461	761 419 977
KH	CAMBODIA	156 308 866	1 792 731 015	46 739 252	428 786 069
BN	BRUNEI DARUSSALAM	2 808 359	92 657 007	5 898 147	48 574 746
LA	LAO PEOPLE'S DEM. REP.	200 332	1 069 320	1 188 814	5 889 719
NP	NEPAL	599 990	7 218 163	952 410	12 850 664
BT	BHUTAN	3 877	183 878	35 838	934 386
VN	VIET NAM	1 384 400 016	12 137 951 113	463 594 099	3 654 214 626
MV	MALDIVES	8 244 383	100 528 440	6 074 168	44 099 061
IN	INDIA	13 136 354 622	98 706 376 332	1 330 087 706	11 465 826 285
PK	PAKISTAN	624 205 252	5 597 331 681	228 228 665	2 003 858 559
BD	BANGLADESH	802 212 526	5 657 718 084	166 390 653	1 624 615 176
LK	SRI LANKA	95 540 720	1 048 421 442	25 279 830	266 483 638
AF	AFGHANISTAN	1 206 654	8 147 036	2 622 671	16 059 809
IQ	IRAQ	9 467 790	113 499 912	10 991 696	112 200 445
IR	IRAN (ISLAMIC REPUBLIC OF)	39 395 075	259 375 663	34 658 643	263 058 396
SA	SAUDI ARABIA	75 991 010	812 383 804	103 063 162	1 024 758 367
IL	ISRAEL	6 720 750	73 099 567	10 167 746	98 289 101
KW	KUWAIT	4 167 009	70 649 210	11 353 467	112 667 729
JO	JORDAN	9 080 031	81 422 175	8 442 645	87 231 180
LB	LEBANON	6 101 898	80 434 608	8 371 584	86 769 588
PS	PALESTINA	103 165	759 170	311 012	2 381 482
YE	YEMEN	6 909 604	140 349 891	7 487 816	118 696 647
OM	OMAN	31 624 258	175 283 385	36 644 521	255 672 966
SY	SYRIA ARAB REPUBLIC	12 577 071	47 486 884	5 778 135	34 904 114
TR	TURKEY	36 588 232	803 283 806	66 777 616	1 027 210 196
AE	UNITED ARAB EMIRATES	149 784 322	1 294 019 899	136 450 558	1 242 402 034
QA	QATAR	6 255 814	39 679 717	8 621 553	78 058 392
BH	BAHRAIN	2 096 280	18 953 604	4 094 396	39 273 959
CY	CYPRUS	626 214	11 614 605	1 025 494	12 920 228
EG	EGYPT	96 762 330	1 085 906 396	80 855 298	889 590 682
LY	LIBYAN ARAB JAMAHIRIYA	550 417	9 838 414	2 329 491	18 354 358
MA	MOROCCO	3 814 200	33 755 143	8 541 231	69 457 147
TN	TUNISIA	3 816 770	57 380 893	2 402 647	45 504 565
DZ	ALGERIA	20 534 426	200 209 346	17 772 861	171 353 701
SD	SUDAN	3 809 858	72 556 710	5 935 760	70 651 896
ER	ERITREA	385 080	1 158 988	47 107	419 599
LS	LESOTHO	-	0	-	113
NA	NAMIBIA	54 803	342 379	117 583	974 798
ET	ETHIOPIA	7 075 404	35 266 332	8 650 755	38 437 498

Tabel 4. Ekspor Indonesia menurut Negara Tujuan

Oktober 2018

Kode Negara	Negara Tujuan	Berat bersih (Kg)		Nilai F.O.B. (U S \$)	
		Bulan ini	Kumulatif	Bulan ini	Kumulatif
(1)	(2)	(3)	(4)	(5)	(6)
TZ	TANZANIA, UNITED REP. OF	17 665 234	300 858 914	14 243 986	227 696 567
MG	MADAGASCAR	9 035 057	79 630 678	6 887 920	47 922 690
SO	SOMALIA	3 558 745	39 298 560	5 531 570	57 028 807
KE	KENYA	59 179 941	403 953 424	34 204 880	254 174 146
RE	REUNION	540 529	49 671 836	1 492 387	15 491 522
MZ	MOZAMBIQUE	4 604 315	111 983 865	3 361 508	51 176 404
BW	BOTSWANA	0	284 816	38	518 015
GQ	EQUATORIAL GUINEA	712 588	5 097 337	555 130	4 631 050
TG	TOGO	9 829 509	165 138 439	7 301 167	125 359 208
GH	GHANA	7 433 261	104 053 308	7 269 015	105 119 367
LR	LIBERIA	6 617 623	32 643 276	4 623 896	25 426 082
GN	GUINEA	1 275 485	44 252 107	1 824 032	38 771 865
AO	ANGOLA	9 872 800	95 342 210	7 730 004	79 048 806
CG	CONGO	8 050 025	53 846 735	6 078 411	44 620 909
CM	CAMEROON	1 549 832	16 521 657	2 297 645	16 696 224
NG	NIGERIA	25 731 904	282 906 237	40 332 563	337 599 536
SL	SIERRA LEONE	4 588 959	27 942 233	3 352 827	22 616 205
GA	GABON	730 686	5 533 724	973 273	7 788 612
CI	COTE D'IVOIRE	4 969 941	45 000 629	5 137 938	45 509 262
SN	SENEGAL	7 336 433	46 151 492	5 319 640	41 273 871
MR	MAURITANIA	8 280 692	94 969 689	5 242 305	67 596 082
ML	MALI	434 734	2 264 930	576 620	3 577 610
BJ	BENIN	46 602 512	296 644 946	30 482 154	187 337 325
BF	BURKINA FASO	1 078 279	3 694 511	2 654 682	9 646 004
GW	GUINEA BISSAU	-	1 958 380	-	1 464 216
GM	GAMBIA	2 725 849	42 042 620	1 881 925	32 186 882
SC	SEYCHELLES	107 868	848 104	344 613	2 706 155
UG	UGANDA	481 635	18 863 958	615 416	10 114 819
CF	CENTRAL AFRICAN REPUBLIC	193	54 921	15 405	412 522
NE	NIGER	615 960	974 564	473 154	1 638 025
TD	CHAD	-	21 250	-	295 784
DJ	DJIBOUTI	24 514 693	222 848 038	17 257 207	176 385 136
ST	SAO TOME AND PRINCIPE	72 800	589 034	64 584	601 850
SZ	SWAZILAND	57 242	291 031	314 198	1 535 077
ZA	SOUTH AFRICA	63 717 994	466 247 741	59 561 030	573 230 672
ZW	ZIMBABWE	1 007 879	4 904 826	710 200	5 006 132
ZM	ZAMBIA	100 144	989 363	314 648	3 530 752
MW	MALAWI	977 070	17 782 127	567 408	12 064 746
KM	COMOROS	306 960	3 076 740	244 573	2 594 708
BI	BURUNDI	241 200	2 362 037	162 943	1 987 361
MU	MAURITIUS	59 997 432	498 363 728	10 675 984	72 407 438
RW	RWANDA	1 348 762	20 181 234	910 661	15 035 728
YT	MAYOTTE	161 438	1 520 299	125 736	1 260 711
CD	DEMOCRATIC REP. OF THE CONGO	703 483	6 636 279	758 717	7 315 068
AU	AUSTRALIA	261 727 290	3 097 695 372	225 312 108	2 400 751 152
NZ	NEW ZEALAND	144 863 514	1 455 311 843	45 313 550	391 392 225
FM	MICRONESIA, FED. STATES OF	37 655	491 037	89 579	645 944
GU	GUAM	97 398	643 077	95 968	861 788
PW	PALAU	75	71 717	2 026	139 429
NR	NAURU	101 259	413 306	32 678	257 756
NC	NEW CALEDONIA	438 415	5 945 025	978 429	9 520 116
MP	NORTHERN MARIANA ISLANDS	22 058	243 460	26 617	409 328
VC	SAINT VINCENT AND THE GRENADINES	21 629	202 536	17 220	1 214 399

Tabel 4. Ekspor Indonesia menurut Negara Tujuan

Oktober 2018

Kode Negara	Negara Tujuan	Berat bersih (Kg)		Nilai F.O.B. (U S \$)	
		Bulan ini	Kumulatif	Bulan ini	Kumulatif
(1)	(2)	(3)	(4)	(5)	(6)
VU	VANUATU	456 992	3 225 127	655 570	3 648 524
WF	WALLIS AND FUTUNA ISLANDS	-	40 100	-	117 985
AS	AMERICAN SAMOA	52 582	792 155	29 925	1 134 801
CK	COOK ISLANDS	21 837	202 309	81 622	776 917
FJ	FIJI	2 676 607	12 660 735	3 849 904	21 318 182
KI	KIRIBATI	207 292	1 203 934	254 268	1 595 919
MH	MARSHALL ISLANDS	34 238	376 049	72 253	1 354 699
WS	SAMOA	717 003	5 228 620	824 693	6 025 188
SB	SOLOMON ISLANDS	667 461	15 118 616	1 074 071	15 247 242
TO	TONGA	417 126	2 424 963	503 527	2 981 596
TV	TUVALU	10 922	38 805	13 536	41 090
PN	PITCAIRN	-	13 843	-	8 461
TL	EAST TIMOR	39 860 464	325 588 397	18 058 242	158 448 833
US	UNITED STATES	649 568 342	5 969 967 208	1 586 313 929	15 476 698 010
CA	CANADA	22 956 482	264 656 635	74 164 758	757 357 364
MX	MEXICO	56 149 837	344 665 969	84 154 367	762 618 097
GT	GUATEMALA	3 298 715	19 700 343	4 953 462	39 795 463
HN	HONDURAS	1 400 040	10 481 094	3 305 695	23 270 585
NI	NICARAGUA	554 113	4 841 786	854 940	14 148 334
PA	PANAMA	1 648 309	17 899 192	8 972 433	80 795 286
CU	CUBA	800 915	12 601 695	733 384	12 477 855
SR	SURINAME	156 614	2 767 001	605 891	5 258 446
CL	CHILE	4 278 272	64 526 422	17 592 883	133 655 388
VE	VENEZUELA	257 831	1 897 054	327 037	3 096 255
AR	ARGENTINA	4 412 926	63 439 833	15 665 453	205 340 127
BR	BRAZIL	50 156 426	463 917 450	96 507 293	959 834 837
CO	COLOMBIA	3 454 344	38 403 065	13 106 681	122 015 169
BO	BOLIVIA	536 078	3 661 590	2 854 911	17 280 954
UY	URUGUAY	1 326 587	12 885 455	3 304 748	32 683 116
PY	PARAGUAY	437 137	3 267 683	2 400 318	28 597 799
EC	ECUADOR	7 312 379	37 199 959	8 906 827	67 572 260
PE	PERU	6 895 869	146 793 301	20 639 620	194 519 543
GY	GUYANA	74 537	1 917 438	74 948	2 363 391
TT	TRINIDAD AND TOBAGO	1 165 129	12 294 245	2 435 126	21 710 585
BS	BAHAMAS	39 140	227 447	338 927	1 372 954
JM	JAMAICA	2 804 604	15 858 179	2 471 742	16 654 214
PR	PUERTO RICO	1 260 975	9 786 901	5 495 375	36 400 354
BZ	BELIZE	90 811	363 463	173 901	969 692
DO	DOMINICAN REPUBLIC	2 563 771	23 312 771	5 203 461	60 228 725
SV	EL SALVADOR	955 693	8 914 415	1 510 397	17 368 248
CR	COSTA RICA	799 027	9 531 637	3 233 775	32 364 667
HT	HAITI	17 459 168	135 187 240	12 095 124	103 497 856
BB	BARBADOS	127 024	1 571 992	185 042	5 059 312
AG	ANTIGUA AND BARBUDA	2 774	210 316	36 431	1 350 296
AI	ANGUILLA	28 202	137 901	25 235	275 474
AW	ARUBA	15 548	327 683	90 279	1 734 876
BM	BERMUDA	28 054	208 923	274 568	1 439 210
CV	CAPE VERDE	121 015	707 800	103 207	709 522
KY	CAYMAN ISLANDS	34 494	238 164	240 784	1 581 266
DM	DOMINICA	17 407	723 207	46 507	4 965 788
GF	FRENCH GUIANA	-	239 026	-	300 891
PF	FRENCH POLYNESIA	353 288	34 818 950	842 340	8 362 574
GD	GRENADA	82 192	457 612	104 756	803 055
MQ	MARTINIQUE	144 929	978 186	319 736	3 221 650
AN	NETHERLANDS ANTILLES	144 197	1 074 613	557 163	4 096 412
NF	NORFOLK ISLANDS	-	4 841	-	61 718
LC	SAINT LUCIA	70 861	395 688	98 007	750 455
SM	SAN MARINO	-	23 745	-	110 952
TC	TURKS AND CAICOS ISLANDS	9 915	35 168	43 506	210 662
GP	GUADELOUPE	330 925	1 626 572	1 128 966	4 955 128
KN	SAINT KITTS AND NEVIS	23 969	76 844	221 042	757 866
VG	VIRGIN ISLANDS (BRITISH)	63 854	325 241	379 864	1 708 806
VI	U.S. VIRGIN ISLANDS	80	32 042	1 609	262 297

Tabel 4. Ekspor Indonesia menurut Negara Tujuan

		Oktober 2018			
Kode Negara	Negara Tujuan	Berat bersih (Kg)		Nilai F.O.B. (U S \$)	
		Bulan ini	Kumulatif	Bulan ini	Kumulatif
(1)	(2)	(3)	(4)	(5)	(6)
GB	UNITED KINGDOM	38 648 807	527 560 142	128 190 470	1 233 475 695
NL	NETHERLANDS	503 209 753	3 871 633 914	331 473 038	3 282 336 879
FR	FRANCE	22 635 407	235 511 143	85 836 245	858 686 073
DE	GERMANY, FED. REP. OF	58 853 906	549 792 854	236 481 758	2 248 336 203
AT	AUSTRIA	329 066	3 204 381	2 130 809	20 127 408
BE	BELGIUM	30 127 113	302 268 859	108 355 298	1 060 888 968
CH	SWITZERLAND	388 671	5 424 506	180 639 342	641 272 299
LU	LUXEMBOURG	1 492 436	11 839 280	2 048 049	18 481 074
GI	GIBRALTAR	-	28	-	379
MC	MONACO	2 561	8 093	50 781	166 427
DK	DENMARK	5 488 376	84 056 845	13 933 083	167 348 938
NO	NORWAY	719 422	28 650 996	4 556 174	48 272 807
SE	SWEDEN	4 056 195	45 211 111	13 183 365	132 506 986
FI	FINLAND	2 372 221	24 340 891	6 174 396	70 926 202
IE	IRELAND	28 890 300	73 867 277	7 372 860	72 172 916
IT	ITALY	204 720 314	2 033 402 824	154 748 356	1 639 891 281
ES	SPAIN	673 736 583	5 602 579 532	172 572 378	1 960 713 503
PT	PORTUGAL	4 394 903	41 920 286	14 128 222	126 897 747
IS	ICELAND	11 535	375 637	51 047	2 552 319
GR	GREECE	19 375 186	182 828 342	22 367 296	193 659 469
VA	VATICAN CITY STATE	-	13	-	74
AD	ANDORRA	0	10 110	37	26 154
LI	LIECHTENSTEIN	-	2	-	142
HU	HUNGARY	1 362 489	15 022 722	6 636 779	59 462 623
PL	POLAND	10 124 428	118 988 875	39 509 046	386 979 305
RO	ROMANIA	4 516 207	55 046 531	6 732 859	89 646 310
BG	BULGARIA	3 316 765	125 459 992	3 703 515	311 590 820
AL	ALBANIA	1 615 974	6 281 706	1 428 523	7 409 128
AM	ARMENIA	148 295	1 411 745	231 695	2 869 956
AZ	AZERBAIJAN	365 631	26 893 232	617 681	66 627 164
BY	BELARUS	61 616	122 439	2 359 521	3 645 398
KZ	KAZAKHSTAN	227 437	3 615 712	337 200	31 880 823
KG	KYRGYZSTAN	43 689	1 183 032	61 668	1 634 720
MD	MOLDOVA, REPUBLIC OF	110 410	370 210	99 208	525 003
TJ	TAJIKISTAN	48 787	789 797	54 990	927 289
TM	TURKMENISTAN	175 814	1 513 802	203 073	1 708 401
UA	UKRAINE	85 554 397	703 340 512	19 817 422	204 693 190
UZ	UZBEKISTAN	396 196	3 210 145	460 392	4 329 251
LT	LITHUANIA	974 664	12 812 491	2 236 878	23 579 412
LV	LATVIA	4 066 036	119 406 984	6 140 711	106 171 457
EE	ESTONIA	8 423 718	68 065 861	9 141 067	83 386 572
GE	GEORGIA	6 514 136	45 324 758	5 670 670	45 626 827
HR	CROATIA	2 137 899	27 202 807	2 748 939	31 203 518
BA	BOSNIA AND HERZEGOVINA	59	172 246	5 232	526 138
MT	MALTA	343 607	2 206 473	764 427	7 581 293
SK	SLOVAKIA	188 117	1 958 440	2 534 658	26 154 966
SI	SLOVENIA	4 969 310	443 291 895	5 954 783	81 380 454
CZ	CZECH REPUBLIC	807 733	7 114 316	8 076 472	67 705 846
GS	SOUTH GEORGIA AND THE SOUTH SA	-	94	-	391
MK	REP. OF MACEDONIA	283 775	1 691 101	249 301	2 572 157
RU	RUSSIA FEDERATION	82 743 032	852 385 308	87 354 825	863 307 409
RS	SERBIA	793 086	1 929 261	1 614 970	4 964 925
ME	MONTENEGRO	287 256	3 822 752	249 182	4 772 241
SJ	SVALBARD AND JAN MAYEN	2 366	2 366	10 426	10 426
GG	GUERNSEY	-	1	-	85
IM	ISLE OF MAN	-	200	-	1 547
JE	JERSEY	-	9	-	1 640
TOTAL EKSPOR		56 691 273 841	505 747 864 706	15 894 169 721	150 976 097 537

Sumber : dokumen PEB dan non PEB, diolah

Tabel 5 : Ekspor Indonesia menurut Provinsi dan Pelabuhan muat

Oktober 2018

Pelabuhan	Pelabuhan Muat	Berat bersih (Kg)		Nilai F.O.B. (U S \$)	
		Bulan ini	Kumulatif	Bulan ini	Kumulatif
(1)	(2)	(3)	(4)	(5)	(6)
ACEH		617 984 682	4 151 579 651	16 140 622	116 839 525
IDLSW	LHOK SEUMAWE	2 225 597	18 133 129	796 278	5 804 396
IDMEQ	MEULABOH	612 760 000	4 110 132 000	14 853 433	110 035 808
IDBTJ	BLANG BINTANG (U)	2 366	31 964	32 412	295 752
IDAUN	BLANG LANCANG (ARUN)	2 996 719	2 996 719	458 498	458 498
IDKRU	KRUJENG R. MALAHAYATI	-	20 248 000	-	151 860
IDKLS	KUALA LANGSA	-	37 840	-	93 211
SUMATERA UTARA		981 888 396	7 970 409 564	817 584 986	7 414 699 075
IDKNO	KUALA NAMU INTERNATIONAL AIRPORT (U)	639 438	5 152 031	6 580 686	67 620 622
IDPSU	PANGKALAN SUSU	14 000	61 000	112 000	540 000
IDBLW	BELAWAN	835 096 513	6 641 494 690	699 657 727	6 510 412 664
IDTJB	TANJUNG BALAI ASAHAN	1 654 539	14 001 578	1 519 477	12 619 141
IDTBR	TANJUNG BERINGIN	-	6 999 762	-	3 604 877
IDSLG	SIBOLGA	-	12 000	-	120 000
IDKTJ	KUALA TANJUNG	144 483 905	1 302 688 503	109 715 096	819 781 771
SUMATERA BARAT		369 464 298	4 146 812 021	135 966 403	1 351 135 394
IDTBY	PADANG/TL.BAYUR	369 446 414	4 146 681 726	135 908 961	1 350 790 096
IDPDG	PADANG / TABING (U)	17 884	130 295	57 442	345 298
RIAU		2 283 012 489	23 342 730 191	1 244 656 499	13 481 674 778
IDPAI	PANIPAHAN	347 660	4 364 353	323 780	4 999 653
IDDUM	DUMAI	1 810 784 027	18 650 859 157	956 013 500	10 636 287 124
IDTMD	TANJUNG MEDANG	613 570	7 425 974	72 708	2 946 604
IDSEQ	SUNGAI PAKNING	23 500 000	164 720 000	16 112 250	112 093 380
IDBLS	BENGKALIS	91 000	75 053 667	4 136	28 592 186
IDSPA	SELAT PANJANG	3 506 344	30 620 172	592 134	4 624 217
IDSSI	SIAK SRI INDRAPURA	31 091 266	357 150 811	3 198 712	34 135 506
IDPEK	PEKANBARU (RUMBAI)	16 796 062	100 848 636	1 108 540	7 649 876
IDSUQ	SUNGAI GUNTUNG	43 658 050	282 034 469	23 967 856	173 031 581
IDKGD	KUALA GAUNG	1 125 000	7 836 200	138 282	1 341 382
IDTEM	TEMBILAHAN	6 090 270	77 792 247	4 688 178	66 634 627
IDKEN	KUALA ENOK	6 627 422	81 278 376	5 698 833	46 275 605
IDRGA	RENGAT	3 499 897	9 500 120	1 767 906	4 646 572
IDKID	PULAU KIJANG	13 000	13 000	79 960	79 960
IDPKU	SIMPANG TIGA (U)	-	10	-	1 150
IDPAK	PEKAN BARU	282 129	3 253 928	308 073	3 797 715
IDBUN	BUATAN	208 303 192	2 234 447 782	115 259 070	1 222 442 311
IDPWG	PERAWANG, SUMATRA	126 683 599	1 255 531 289	115 322 582	1 132 095 328
JAMBI		408 359 931	4 249 436 723	112 308 648	1 022 458 760
IDKTK	KUALA TUNGKAL	70 947 345	638 408 886	17 496 044	234 555 910
IDMSA	MUARA SABAK	201 631 282	2 310 847 868	24 518 308	244 404 980
IDDJM	JAMBI	135 781 304	1 300 179 969	70 294 296	543 497 869
SUMATERA SELATAN		2 522 721 129	17 799 122 664	349 811 452	3 223 144 531
IDPLS	PALEMBANG-KERTAPATI	54 756 000	2 677 704 231	3 126 122	172 279 695
IDPLA	PALEMBANG - PLAJU	74 585 286	683 868 854	37 943 370	301 865 158
IDPLM	SM. BADARUDDIN (U)	2 368	44 283	28 961	335 450
IDMRI	MUSI RIVER/BOOM BARU	2 393 377 475	14 437 505 296	308 713 000	2 748 664 228
BENGKULU		406 503 779	2 087 336 801	18 874 864	108 121 267
IDBKU	BENGKULU	33 100	143 300	13 229	78 304
IDPBA	PULAU BAAI	406 470 679	2 087 193 501	18 861 635	108 042 963
LAMPUNG		1 033 185 608	11 387 695 624	309 670 838	2 840 386 818
IDTRH	TARAHAN	540 060 557	8 064 594 919	136 019 506	1 371 523 343

Tabel 5 : Ekspor Indonesia menurut Provinsi dan Pelabuhan muat

Oktober 2018

Pelabuhan	Pelabuhan Muat	Berat bersih (Kg)		Nilai F.O.B. (U S \$)	
		Bulan ini	Kumulatif	Bulan ini	Kumulatif
(1)	(2)	(3)	(4)	(5)	(6)
IDPJG	PANJANG	493 125 051	3 323 100 655	173 651 332	1 468 861 757
IDTKG	BRANTI (U)	-	50	-	1 718
KEPULAUAN BANGKA BELITUNG		86 921 247	656 826 855	135 080 168	1 564 633 139
IDMUO	MUNTOK	47 343 395	339 831 219	67 522 941	461 269 027
IDPGX	PANGKAL BALAM	4 298 984	66 013 971	51 067 108	968 920 373
IDTPD	TANJUNG PANDAN	1 700 608	11 685 845	446 765	3 822 062
IDMAN	MANGGAR-BELITUNG	33 578 260	239 295 820	16 043 354	130 621 676
KEPULAUAN RIAU		1 958 032 903	19 688 091 061	1 096 886 592	10 831 639 102
IDLBM	LOBAM	388 444	21 030 609	15 698 720	198 006 734
IDMWK	MATAK	-	150 220	-	830 617
IDTBK	TANJUNG BALAI KARIMUN	912 610 737	8 674 328 879	91 180 019	976 063 731
IDPSS	PULAU SAMBU	5 131 689	9 849 384	2 233 832	11 148 110
IDTAN	TANJUNG UBAN	400 000	1 643 000	384 000	2 576 103
IDTPN	TANJUNG PINANG	552 300	4 711 683	985 413	6 807 782
IDTER	TEREMPA	338 064 321	4 260 198 173	175 825 441	1 722 377 491
IDTBT	TANJUNG BATU, RIAU	388 000	5 625 020	151 707	2 928 808
IDSRN	SERASAN	8 656	85 162	28 907	223 948
IDBPD	BELAKANG PADANG	327 534 500	3 211 950 750	130 022 026	1 222 245 350
IDBTU	BATU AMPAR	87 890 894	734 381 412	379 241 648	3 482 890 696
IDTNJ	KIJANG	111 959 282	255 429 336	6 222 841	42 153 978
IDPAS	PASIR PANJANG	9 221 000	518 325 000	40 114	2 957 624
IDSKP	SEKUPANG	21 129 986	260 203 471	199 800 356	1 883 501 396
IDKAB	KABIL/PANAU	142 717 442	1 730 040 750	94 577 389	1 270 798 668
IDBTH	HANG NADIM (U)	35 652	138 211	494 180	6 128 065
DKI JAKARTA		1 367 415 268	13 092 091 005	4 851 953 213	45 701 093 461
IDTPP	TANJUNG PRIOK	1 355 602 682	12 981 695 480	4 297 104 846	40 204 465 473
IDJKT	JAKARTA / PASAR IKAN	-	176 193	-	95 823
IDCGK	SOEKARNO-HATTA (U)	11 812 087	110 196 836	554 741 458	5 489 383 320
IDHLP	HALIM PERDANA KUSUMA (U)	499	22 495	106 909	7 148 846
JAWA BARAT		33 216 492	824 699 532	17 725 486	415 459 013
IDWID	WIDURI	-	136 423 765	-	62 721 670
IDBDO	HUSEIN SASTRANEGARA (U)	19 046	322 515	205 683	36 754 177
IDBLG	BALONGAN	33 179 018	410 146 751	16 854 609	186 980 029
IDBND	GEDE BAGE-BANDUNG (PTT)	18 427	436 363	665 193	10 090 328
IDCIN	CINTA, JAVA	-	277 370 138	-	118 912 810
JAWA TENGAH		287 562 647	2 718 844 124	579 778 886	5 503 155 775
IDTES	TANJUNG EMAS	216 627 931	2 022 959 681	560 093 970	5 335 616 541
IDCXP	CILACAP	70 591 709	694 460 169	18 837 221	158 371 700
IDSRG	ACHMAD YANI (U)	107 670	738 071	525 965	7 182 247
IDSMR	SEMARANG (PTT)	234 518	671 765	249 281	1 633 460
IDSOC	SOLO/JEBRES/ADI SUMARMO (U)	820	14 438	72 449	351 827
DI YOGYAKARTA		163 520	1 420 917	1 496 086	10 750 182
IDJOG	ADI SUCIPTO (U)	163 520	1 420 917	1 496 086	10 750 182
JAWA TIMUR		1 279 197 003	10 783 006 770	2 047 746 817	17 243 514 309
IDTUB	TUBAN	172 783 000	1 231 731 215	111 442 006	675 424 357
IDGRE	GRESIK	218 485 158	1 447 991 768	106 725 703	826 829 600
IDTPE	TANJUNG PERAK	825 727 270	7 397 772 395	1 429 853 641	13 726 431 927
IDKLG	KALIANGET	59 418 365	686 473 674	34 389 283	362 674 730
IDSUB	JUANDA (U)-SURABAYA	1 229 206	9 837 491	363 407 437	1 640 985 457
IDSUR	SURABAYA (PTT)	1 554 004	9 200 228	1 928 747	11 168 238

Tabel 5 : Ekspor Indonesia menurut Provinsi dan Pelabuhan muat

Oktober 2018

Pelabuhan	Pelabuhan Muat	Berat bersih (Kg)		Nilai F.O.B. (U S \$)	
		Bulan ini	Kumulatif	Bulan ini	Kumulatif
(1)	(2)	(3)	(4)	(5)	(6)
BANTEN		442 601 503	4 696 662 999	180 437 998	1 817 269 971
IDCIW	CIWANDAN	30 090 111	207 440 000	24 513 481	146 951 239
IDMRK	MERAK	121 377 319	2 089 980 260	27 064 675	447 984 654
IDTLN	TANJUNG LENENG	124 028 938	943 689 703	72 198 483	636 936 796
IDCGD	CIGADING	167 105 135	1 455 553 035	56 661 359	585 397 282
BALI		1 964 650	13 831 022	26 739 316	247 423 057
IDBOA	BENOA/LOLOAN	-	1 376 610	-	410 031
IDCBW	CELUKAN BAWANG	-	102 000	-	809 000
IDDPS	NGURAH RAI (U)	1 964 650	12 352 412	26 739 316	246 204 026
NUSA TENGGARA BARAT		2 445	349 902 077	6 413	395 167 444
IDBEN	BENETE	215	246 988 020	50	367 565 164
IDLOP	BANDARA UDARA INTERNASIONAL (LOMBOK)	2 230	14 057	6 363	163 255
IDBMU	BIMA	-	30 150 000	-	8 033 900
IDBDS	BADAS SUMBAWA	-	72 750 000	-	19 405 125
NUSA TENGGARA TIMUR		7 085 619	59 065 125	1 867 050	15 311 311
IDMOF	MAUMERE	-	2 000	-	1 462
IDATA	ATAPUPU	7 085 619	59 063 125	1 867 050	15 309 850
KALIMANTAN BARAT		990 373 393	7 549 953 320	113 261 412	829 611 260
IDNBF	NANGA BADAU	17 276 000	96 612 040	8 550 113	52 544 155
IDPON	PONTIANAK	620 046 848	4 159 378 039	36 987 267	291 767 659
IDKTG	KETAPANG K. BARAT	203 896 858	2 014 982 652	7 289 869	61 490 982
IDTMO	TELOK MELANO	54 800 114	54 800 114	1 819 188	1 819 188
IDKDW	KENDAWANGAN	93 659 837	1 219 407 142	57 007 628	408 354 617
IDENT	ENTIKONG	616 956	3 964 359	878 115	6 495 877
IDJBB	JAGOIBABANG	76 780	808 974	729 231	7 138 781
KALIMANTAN TENGAH		139 143 836	1 312 243 230	49 406 772	407 535 555
IDPKN	PANGKALAN BUN	2 133 710	37 073 735	1 945 909	34 659 542
IDKUM	KUMAI	92 596 091	740 798 850	28 916 512	198 234 434
IDSMQ	SAMPIT	41 528 873	355 703 200	17 646 784	160 484 867
IDPPS	PULANG PISAU	2 884 910	178 663 749	896 197	14 136 181
IDPKY	PANARU-PALANGKARAYA (U)	252	3 696	1 371	20 531
KALIMANTAN SELATAN		13 920 305 508	123 301 003 113	767 559 415	7 413 257 382
IDNPL	NORTH PULAU LAUT	579 198 000	4 815 333 000	47 184 284	375 745 861
IDSTU	SATUI	4 569 274 000	36 634 385 875	162 451 968	1 589 143 286
IDTAR	TARJUN	123 892 855	976 778 966	75 615 341	572 281 521
IDPUT	PULAU LAUT	172 309 482	1 250 647 822	29 053 465	380 701 678
IDBAN	BANJARMASIN	7 086 014 986	64 264 179 307	403 356 200	3 954 109 499
IDKTB	KOTABARU	808 959 185	9 713 851 624	25 098 992	272 135 426
IDASA	ASAM ASAM	580 657 000	5 645 826 519	24 799 166	269 140 112
KALIMANTAN TIMUR		22 289 983 168	197 125 115 096	1 713 367 473	15 239 018 770
IDLLA	LAWE-LAWE, KL	18 147 128	116 300 405	9 793 389	55 675 962
IDKRG	KARIANGAU	-	47 830	-	9 957
IDSAT	SANTAN TERMINAL, KL	-	206 556 461	-	113 401 318
IDTBA	TANJUNG BARA, KL	4 010 726 917	34 095 976 922	262 595 056	2 446 144 232
IDBPP	BALIKPAPAN	1 792 671 183	15 143 170 379	178 971 228	1 486 376 810
IDSRD	SAMARINDA	7 564 699 661	71 999 820 767	415 928 214	4 247 653 968
IDTRD	TANJUNG REDEP	3 355 072 797	28 704 275 795	198 678 461	1 718 487 250
IDTSG	TANJUNG SANGATA	34 100 000	367 770 000	2 167 737	21 118 975
IDBPN	SEPINGGAN (U)	9 155	243 936	196 178	2 278 077
IDBTG	BONTANG	2 464 437 327	17 983 850 209	504 624 824	3 714 391 900
IDSAN	SENIPAH	-	73 398 392	-	40 582 293
IDADB	ADANG BAY	2 064 860 000	20 694 690 000	107 089 791	1 101 158 065

Tabel 5 : Ekspor Indonesia menurut Provinsi dan Pelabuhan muat

Oktober 2018

Pelabuhan	Pelabuhan Muat	Berat bersih (Kg)		Nilai F.O.B. (U S \$)	
		Bulan ini	Kumulatif	Bulan ini	Kumulatif
(1)	(2)	(3)	(4)	(5)	(6)
IDSKI	SANGKULIRANG	985 259 000	7 739 014 000	33 322 595	291 739 964
KALIMANTAN UTARA		1 806 158 359	16 994 807 390	98 026 731	910 115 343
IDTJS	TANJUNG SELOR	62 800 960	1 312 483 140	3 935 198	34 673 054
IDLIN	LINGKAS TARAKAN	969 176 582	8 395 910 818	66 250 446	638 040 161
IDNNX	NUNUKAN	94 399 817	710 647 333	12 633 372	100 482 970
IDBYQ	BUNYU	679 781 000	6 572 139 000	15 207 715	136 586 878
IDJUA	JUATA TARAKAN	-	3 627 099	-	332 280
SULAWESI UTARA		69 379 543	801 210 979	40 324 442	570 334 773
IDLIR	LIRUNG	594	2 612	13 473	135 698
IDAMU	AMURANG	20 107 091	163 111 836	15 748 813	123 078 706
IDMND	MANADO	-	1 635 800	-	1 302 619
IDBIT	BITUNG	49 246 106	636 082 660	24 249 120	441 911 354
IDPET	PETTA	11 916	207 664	139 200	2 319 778
IDMDC	SAM RATULANGI (U)	13 836	170 406	173 836	1 586 617
SULAWESI TENGAH		504 551 782	4 972 888 015	492 936 996	4 415 390 424
IDLWU	LUWUK	248 763 179	2 120 644 001	139 897 292	1 117 251 136
IDBGG	BANGGAI	-	289 081 291	-	159 934 303
IDKLD	KOLONEDALE	193 681 217	1 956 138 628	321 517 895	2 765 849 489
IDPLW	MUTIARA-PALU (U)	465	465	3 255	3 255
IDPAT	PANTOLOAN	62 106 921	607 023 630	31 518 554	372 352 241
SULAWESI SELATAN		206 703 168	1 650 055 439	101 521 511	955 941 929
IDMAK	MAKASSAR	24 095 652	184 750 471	17 085 433	115 972 373
IDPAP	PARE-PARE	-	95 150 000	-	2 777 775
IDUJU	UJUNG Pandang	16 054 236	166 847 898	12 179 298	136 202 386
IDPPO	PALOPO	2 876 445	13 923 065	5 217 430	19 711 512
IDMLI	MALILI, SULAWESI	7 844 317	11 812 567	61 876 882	95 429 993
IDBKI	BIRING KASSI	155 779 762	1 112 850 516	4 946 363	35 680 634
IDUPG	HASANUDDIN (U)	52 756	845 390	216 105	4 126 046
IDBAL	BALANTANG/MALILI	-	63 875 533	-	546 041 210
SULAWESI TENGGARA		944 041 626	7 538 193 540	80 333 874	658 058 820
IDBUW	BAU-BAU	-	51 657 185	-	2 168 591
IDKDR	KENDARI	428 001 626	3 129 733 060	63 453 980	418 500 138
IDPUM	POMALAA	516 040 000	4 356 803 295	16 879 894	237 390 091
GORONTALO		-	139 805 824	-	32 437 068
IDGOR	GORONTALO	-	139 805 824	-	32 437 068
MALUKU		30 500	53 174 232	282 125	24 372 656
IDBUA	BULA	-	53 053 535	-	23 288 539
IDLUV	TUAL	-	28	-	260
IDDBO	DOBO	30 500	109 325	282 125	1 001 012
IDAMQ	PATTIMURA/LAHA (U)	-	11 344	-	82 846
MALUKU UTARA		1 113 012 780	9 460 683 011	52 302 602	546 241 383
IDGEB	GEBE	358 705 000	3 182 323 791	9 846 452	124 821 501
IDOZI	MOROTAI I	-	135 350 000	-	4 932 282
IDTTE	TERNATE	55 500 000	55 500 000	1 774 890	1 774 890
IDOBI	OBI ISLAND	655 557 780	4 879 987 220	38 518 760	374 565 350
IDPGE	PULAU GEBE	-	1 164 272 000	-	37 984 861
IDTAX	TALIABU	43 250 000	43 250 000	2 162 500	2 162 500
PAPUA BARAT		548 607 978	5 612 533 256	270 977 205	2 271 156 665
IDMKW	MANOKWARI	13 760 000	125 406 600	629 450	5 492 016

Tabel 5 : Ekspor Indonesia menurut Provinsi dan Pelabuhan muat

Oktober 2018

Pelabuhan	Pelabuhan Muat	Berat bersih (Kg)		Nilai F.O.B. (U S \$)	
		Bulan ini	Kumulatif	Bulan ini	Kumulatif
(1)	(2)	(3)	(4)	(5)	(6)
IDNTI	BINTUNI, IRIAN JAYA	534 847 978	5 487 126 656	270 347 755	2 265 664 649
PAPUA		71 698 593	1 216 633 537	169 136 825	3 398 748 598
IDJYP	JAYAPURA	666 169	2 590 570	605 349	3 285 344
IDZRI	SERUI	1 271 250	45 999 358	1 045 838	38 595 794
IDMKQ	MERAUKE	-	191 000	-	82 800
IDTIM	AMAMAPARE	65 111 030	1 119 187 879	163 419 905	3 315 371 760
IDDJJ	JAYAPURA / SENTANI (U)	-	20	-	2 615
IDBXD	BADE, IRIAN JAYA	4 650 144	48 664 710	4 065 733	41 410 285
	TOTAL EKSPOR	56 691 273 841	505 747 864 706	15 894 169 721	150 976 097 537

<https://www.bps.go.id>

DATA

MENCERDASKAN BANGSA

<https://www.bps.go.id>



BADAN PUSAT STATISTIK

Jl. dr. Sutomo No. 6-8 Jakarta 10710
Telp : (021) 3841195, 3842508, 3810291-4, Fax : (021) 3857046
Homepage : <http://www.bps.go.id> E-mail : bpshq@bps.go.id

