





**KATALOG BPS : 2303004**



**KEADAAN  
ANGKATAN KERJA  
DI INDONESIA**  
***LABOR FORCE SITUATION  
IN INDONESIA***  
***AGUSTUS/AUGUST 2010***



**Badan Pusat Statistik - *Statistics Indonesia*, Jakarta - Indonesia**



**KEADAAN  
ANGKATAN KERJA  
DI INDONESIA**

***LABOR FORCE SITUATION  
IN INDONESIA***

***AGUSTUS/AUGUST 2010***

# **KEADAAN ANGKATAN KERJA DI INDONESIA AGUSTUS 2010**

## ***LABOR FORCE SITUATION IN INDONESIA AUGUST 2010***

**ISSN. 0126-647X**

**No. Publikasi/Publication Number: 04120.1005**

**Katalog BPS/BPS Catalogue: 2303004**

**Ukuran Buku/Book Size: 21,5 cm x 29,5 cm**

**Jumlah Halaman/Total Pages: 238 Halaman/Pages**

**Naskah/Manuscript:**

**Sub Direktorat Statistik Ketenagakerjaan**

*Sub Directorate of Manpower Statistics*

**Gambar Kulit/Cover Design:**

**Sub Direktorat Statistik Ketenagakerjaan**

*Sub Directorate of Manpower Statistics*

**Diterbitkan oleh/Published by:**

**Badan Pusat Statistik**

*BPS – Statistics Indonesia*

**Dicetak oleh/Printed by:**

**Boleh dikutip dengan menyebut sumbernya**

*May be cited with reference to the source*

## KATA PENGANTAR

Publikasi ini memuat tabel-tabel yang menggambarkan keadaan angkatan kerja di Indonesia pada Semester II tahun 2010. Data yang disajikan diperoleh dari Survei Angkatan Kerja Nasional (SAKERNAS) yang dilaksanakan di seluruh wilayah Republik Indonesia pada bulan Agustus 2010. Jumlah target sampel Sakernas Agustus 2010 sebesar 311.776 rumah tangga, dan ditujukan untuk menghasilkan angka estimasi sampai dengan tingkat kabupaten/kota.

Jenis tabel yang ditampilkan dalam publikasi ini pada umumnya sama dengan publikasi Sakernas Agustus 2009 yang lalu, yaitu dirinci menurut jenis kelamin (laki-laki dan perempuan) dan daerah (perkotaan dan perdesaan), serta hanya mencakup penduduk berumur 15 tahun ke atas. Untuk lebih memahami tingkat kecermatan estimasi beberapa indikator dalam publikasi ini, pada bagian akhir disajikan *sampling error* Survei Angkatan Kerja Nasional Agustus 2010. Sebagai tambahan, pada publikasi ini disajikan pula tabel series data ketenagakerjaan dari tahun 2008 – 2010, dan ringkasan eksekutif tentang keadaan angkatan kerja di Indonesia.

Kepada semua pihak yang telah membantu hingga terbitnya publikasi ini, disampaikan penghargaan dan ucapan terima kasih.

Kritik dan saran dari pengguna sangat diharapkan demi kesempurnaan publikasi edisi berikutnya.

Jakarta, Januari 2011

Kepala Badan Pusat Statistik

**DR. Rusman Heriawan**

**NIP : 195111041974031001**

<https://www.bps.go.id>

## **FOREWORD**

*This publication contains tables of the labor force situation in Indonesia which was obtained from the second semester of the 2010 National Labor Force Survey (NLFS). The target sample size of the 2010 August NLFS was 311,776 households, with intention to provide estimation down to regency/municipality.*

*In order to maintain good data series, most of the tables presented in this publication similar to that of the August 2009 publication, which are described by sex (male and female) and region (urban and rural). The data presented in the tables covers population aged 15 years and over. In order to have a better understanding on the power of estimation for several indicators which are presented in this publication, then the sampling error of those variables are also attached. In addition, this publication is also supplemented with labour force data series for 2008 – 2010, and executive summary.*

*We are grateful and appreciate to those who gave assistance in the process of publishing this publication. Critics and suggestions for the improvement of the next publication are always welcome.*

*Jakarta, January 2011*

*BPS - Statistics Indonesia*

**Rusman Heriawan**

**Chief Statistician**

## DAFTAR ISI/*CONTENTS*

|   | <u>Halaman</u><br><i>Pages</i> |
|---|--------------------------------|
| Kata Pengantar / <i>Foreword</i> .....                            | iii                            |
| Daftar Isi / <i>Contents</i> .....                                | v                              |
| Penjelasan / <i>Explanatory Notes</i> .....                       | xi                             |
| Kuesioner / <i>Questionnaire</i> .....                            | xxxvii                         |
| Ringkasan Eksekutif / <i>Executive Summary</i> .....              | XLV                            |
| Grafik / <i>Graph</i> .....                                       | XLvii                          |
| Tabel Series / <i>Series Tables</i> .....                         | 1                              |
| Tabel-Tabel / <i>Tables</i> .....                                 | 23                             |
| Sampling Error Sakernas / <i>Sampling Error of the NLFS</i> ..... | 185                            |
| Indeks / <i>Index</i> .....                                       | 187                            |

|                              |      |  |  |
|------------------------------|------|--|--|
| <u>Tabel</u><br><i>Table</i> | : A  | Penduduk Berumur 15 Tahun ke Atas Menurut Jenis Kegiatan / <i>Population 15 Years of Age and Over by Type of Activity</i> , Tahun / <i>Years</i> 2008 – 2010 .....   | 3  |
| <u>Tabel</u><br><i>Table</i> | : B  | Penduduk Berumur 15 Tahun ke Atas yang Termasuk Angkatan Kerja Menurut Provinsi / <i>Population 15 Years of Age and Over Who are in Labor Force by Province</i> , Tahun / <i>Years</i> 2008–2010 .....   | 8  |
|                              |      |  | <b><u>Halaman</u></b><br><b><i>Pages</i></b> |
| <u>Tabel</u><br><i>Table</i> | : C  | Penduduk Berumur 15 Tahun ke Atas yang Bekerja Selama Seminggu yang lalu Menurut Lapangan Pekerjaan Utama / <i>Population 15 Years of Age and Over Who Worked During the Previous Week by Main Industry</i> , Tahun / <i>Years</i> 2008–2010 ..... | 13   |
| <u>Tabel</u><br><i>Table</i> | : D  | Rata-rata Upah/Gaji Bersih (rupiah) Selama Sebulan Buruh/Karyawan Menurut Provinsi / <i>Average of Net Wage/Salary (rupiah) per Month of Employee and Laborer by Province</i> , Tahun / <i>Years</i> 2008–2010 .....                               | 18   |
| <u>Tabel</u><br><i>Table</i> | : 01 | Penduduk Berumur 15 Tahun ke Atas Menurut Golongan Umur dan Kegiatan Selama Seminggu yang lalu / <i>Population 15 Years of Age and Over by Age Group and Type of Activity During the Previous Week</i> , Agustus / <i>August</i> 2010 .....        | 25   |



|                              |      |  |    |
|------------------------------|------|--|----|
| <u>Tabel</u><br><i>Table</i> | : 02 | Penduduk Berumur 15 Tahun ke Atas Menurut Pendidikan Tertinggi yang Ditamatkan dan Kegiatan Selama Seminggu yang lalu/ <i>Population 15 Years of Age and Over by Educational Attainment and Type of Activity During the Previous Week, Agustus / August 2010</i> ..... | 30 |
| <u>Tabel</u><br><i>Table</i> | : 03 | Penduduk Berumur 15 Tahun ke Atas Menurut Provinsi dan Jenis Kegiatan Selama Seminggu yang lalu/ <i>Population 15 Years of Age and Over by Province and Type of Activity During the Previous Week, Agustus / August 2010</i> .....                                     | 35 |
| <u>Tabel</u><br><i>Table</i> | : 04 | Penduduk Berumur 15 Tahun ke Atas yang Termasuk Angkatan Kerja Menurut Golongan Umur dan Pendidikan Tertinggi yang Ditamatkan/ <i>Population 15 Years of Age and Over Who are in Labor Force by Age Group and Educational Attainment, Agustus / August 2010</i> .....  | 40 |
| <u>Tabel</u><br><i>Table</i> | : 05 | Penduduk Berumur 15 Tahun ke Atas yang Termasuk Angkatan Kerja Menurut Provinsi dan Golongan Umur/ <i>Population 15 Years of Age and Over Who are in Labor Force by Province and Age Group, Agustus / August 2010</i> .....  | 45 |

|                       |      |  |    |
|-----------------------|------|--|----|
| <u>Tabel</u><br>Table | : 06 | Penduduk Berumur 15 Tahun ke Atas yang Termasuk Angkatan Kerja Menurut Provinsi dan Pendidikan Tertinggi yang Ditamatkan/ <i>Population 15 Years of Age and Over Who are in Labor Force by Province and Educational Attainment, Agustus / August 2010</i> .....                              | 50 |
| <u>Tabel</u><br>Table | : 07 | Penduduk Berumur 15 Tahun ke Atas yang Bekerja Selama Seminggu yang lalu Menurut Golongan Umur dan Pendidikan Tertinggi yang Ditamatkan/ <i>Population 15 Years of Age and Over Who Worked During the Previous Week by Age Group and Educational Attainment, Agustus / August 2010</i> ..... | 55 |
| <u>Tabel</u><br>Table | : 08 | Penduduk Berumur 15 Tahun ke Atas yang Bekerja Selama Seminggu yang lalu Menurut Golongan Umur dan Jumlah Jam Kerja Seluruhnya/ <i>Population 15 Years of Age and Over Who Worked During the Previous Week by Age Group and Total Working Hours, Agustus / August 2010</i> .....             | 60 |
| <u>Tabel</u><br>Table | : 09 | Penduduk Berumur 15 Tahun ke Atas yang Bekerja Selama Seminggu yang lalu Menurut Golongan Umur dan Lapangan Pekerjaan Utama/ <i>Population 15 Years of Age and Over Who Worked During the Previous Week by Age Group and Main Industry, Agustus / August 2010</i> .....                      | 65 |
| <u>Tabel</u><br>Table | : 10 | Penduduk Berumur 15 Tahun ke Atas yang Bekerja Selama Seminggu yang lalu Menurut Golongan Umur dan Status Pekerjaan Utama/ <i>Population 15 Years of Age and Over Who Worked During the Previous Week by Age Group and Main Employment Status, Agustus / August 2010</i> .....               | 70 |

|                              |      |  |                       |
|------------------------------|------|--|-----------------------|
| <u>Tabel</u><br><i>Table</i> | : 11 | Penduduk Berumur 15 Tahun ke Atas yang Bekerja Selama Seminggu yang lalu Menurut Lapangan Pekerjaan Utama dan Pendidikan Tertinggi yang Ditamatkan/ <i>Population 15 Years of Age and Over Who Worked During the Previous Week by Main Industry and Educational Attainment, Agustus/ August 2010.....</i>          | 75                    |
| <u>Tabel</u><br><i>Table</i> | : 12 | Penduduk Berumur 15 Tahun ke Atas yang Bekerja Selama Seminggu yang lalu Menurut Status Pekerjaan Utama dan Pendidikan Tertinggi yang Ditamatkan/ <i>Population 15 Years of Age and Over Who Worked During the Previous Week by Main Employment Status and Educational Attainment, Agustus/ August 2010.....</i>   | 80                    |
|                              |      |  | <b><u>Halaman</u></b> |
|                              |      |  | <b><i>Pages</i></b>   |
| <u>Tabel</u><br><i>Table</i> | : 13 | Penduduk Berumur 15 Tahun ke Atas yang Bekerja Selama Seminggu yang lalu Menurut Pendidikan Tertinggi yang Ditamatkan dan Jumlah Jam Kerja Seluruhnya/ <i>Population 15 Years of Age and Over Who Worked During the Previous Week by Educational Attainment and Total Working Hours, Agustus/ August 2010.....</i> | 85                    |

|                              |      |  |     |
|------------------------------|------|--|-----|
| <u>Tabel</u><br><i>Table</i> | : 14 | Penduduk Berumur 15 Tahun ke Atas yang Bekerja Selama Seminggu yang lalu Menurut Jumlah Jam Kerja Seluruhnya dan Lapangan Pekerjaan Utama/ <i>Population 15 Years of Age and Over Who Worked During the Previous Week by Total Working Hours and Main Industry, Agustus/August 2010</i><br>.....         | 90  |
| <u>Tabel</u><br><i>Table</i> | : 15 | Penduduk Berumur 15 Tahun ke Atas yang Bekerja Selama Seminggu yang lalu Menurut Jumlah Jam Kerja Seluruhnya dan Status Pekerjaan Utama/ <i>Population 15 Years of Age and Over Who Worked During the Previous Week by Total Working Hours and Main Employment Status, Agustus/August 2010</i><br>.....  | 95  |
| <u>Tabel</u><br><i>Table</i> | : 16 | Penduduk Berumur 15 Tahun ke Atas yang Bekerja Selama Seminggu yang lalu Menurut Status Pekerjaan Utama dan Lapangan Pekerjaan Utama/ <i>Population 15 Years of Age and Over Who Worked During the Previous Week by Main Employment Status and Main Industry, Agustus/August 2010</i> .....              | 100 |
| <u>Tabel</u><br><i>Table</i> | : 17 | Penduduk Berumur 15 Tahun ke Atas yang Bekerja Selama Seminggu yang lalu Menurut Jenis Pekerjaan Utama dan Pendidikan Tertinggi yang Ditamatkan/ <i>Population 15 Years of Age and Over Who Worked During the Previous Week by Main Occupation and Educational Attainment, Agustus/August 2010</i> ..... | 105 |

|                       |      |   |                       |
|-----------------------|------|---|-----------------------|
| <u>Tabel</u><br>Table | : 18 | Penduduk Berumur 15 Tahun ke Atas yang Bekerja Selama Seminggu yang lalu Menurut Lapangan Pekerjaan Utama dan Jenis Pekerjaan Utama/ <i>Population 15 Years of Age and Over Who Worked During the Previous Week by Main Industry and Main Occupation, Agustus/ August 2010</i> .....  | 110                   |
|                       |      |   | <b><u>Halaman</u></b> |
|                       |      |   | <b><i>Pages</i></b>   |
| <u>Tabel</u><br>Table | : 19 | Penduduk Berumur 15 Tahun ke Atas yang Bekerja Selama Seminggu yang lalu Menurut Status Pekerjaan Utama dan Jenis Pekerjaan Utama/ <i>Population 15 Years of Age and Over Who Worked During the Previous Week by Main Employment Status and Main Occupation, Agustus/ August 2010</i> ..                                    | 115                   |
| <u>Tabel</u><br>Table | : 20 | Penduduk Berumur 15 Tahun ke Atas yang Bekerja Selama Seminggu yang lalu Menurut Jumlah Jam Kerja pada Pekerjaan Utama dan Lapangan Pekerjaan Utama/ <i>Population 15 Years of Age and Over Who Worked During the Previous Week by Total Working Hours on Main Job and Main Industry, Agustus/ August 2010</i> .....        | 120                   |
| <u>Tabel</u><br>Table | : 21 | Penduduk Berumur 15 Tahun ke Atas yang Bekerja Selama Seminggu yang lalu Menurut Jumlah Jam Kerja pada Pekerjaan Utama dan Status Pekerjaan Utama/ <i>Population 15 Years of Age and Over Who Worked During the Previous Week by Total Working Hours on Main Job and Main Employment Status, Agustus/ August 2010</i> ..... | 125                   |

|                                      |   |                       |
|--------------------------------------|---|-----------------------|
| <u>Tabel</u><br>: 22<br><i>Table</i> | Penduduk Berumur 15 Tahun ke Atas yang Bekerja Selama Seminggu yang lalu Menurut Provinsi dan Golongan Umur / <i>Population 15 Years of Age and Over Who Worked During the Previous Week by Province and Age Group, Agustus / August 2010</i> .....                                     | 130                   |
| <u>Tabel</u><br>: 23<br><i>Table</i> | Penduduk Berumur 15 Tahun ke Atas yang Bekerja Selama Seminggu yang lalu Menurut Provinsi dan Pendidikan Tertinggi yang Ditamatkan / <i>Population 15 Years of Age and Over Who Worked During the Previous Week by Province and Educational Attainment, Agustus / August 2010</i> ..... | 135                   |
| <u>Tabel</u><br>: 24<br><i>Table</i> | Penduduk Berumur 15 Tahun ke Atas yang Bekerja Selama Seminggu yang lalu Menurut Provinsi dan Lapangan Pekerjaan Utama / <i>Population 15 Years of Age and Over Who Worked During the Previous Week by Province and Main Industry, Agustus / August 2010</i> .....                      | 140                   |
| <u>Tabel</u><br>: 25<br><i>Table</i> | Penduduk Berumur 15 Tahun ke Atas yang Bekerja Selama Seminggu yang lalu Menurut Provinsi dan Status Pekerjaan Utama / <i>Population 15 Years of Age and Over Who Worked During the Previous Week by Province and Main Employment Status, Agustus / August 2010</i> .....               | 145                   |
|                                      |   | <b><u>Halaman</u></b> |
|                                      |   | <b><i>Pages</i></b>   |
| <u>Tabel</u><br>: 26<br><i>Table</i> | Penduduk Berumur 15 Tahun ke Atas yang Termasuk Pengangguran Terbuka Menurut Golongan Umur dan Pendidikan Tertinggi yang Ditamatkan / <i>Population 15 Years of Age and Over Who Were Categorized Unemployment by Age Group and Educational Attainment, Agustus / August 2010</i> ..... | 150                   |

|                       |      |   |     |
|-----------------------|------|---|-----|
| <u>Tabel</u><br>Table | : 27 | Penduduk Berumur 15 Tahun ke Atas yang Termasuk Pengangguran Terbuka Menurut Provinsi dan Pendidikan Tertinggi yang Ditamatkan/ <i>Population 15 Years of Age and Over Who Were Categorized Unemployment by Province and Educational Attainment, Agustus/ August 2010</i> .....                                     | 155 |
| <u>Tabel</u><br>Table | : 28 | Penduduk Berumur 15 Tahun ke Atas yang Termasuk Pengangguran Terbuka Menurut Golongan Umur dan Kategori Pengangguran Terbuka/ <i>Population 15 Years of Age and Over Who Were Categorized Unemployment by Age Group and Unemployment Derivation, Agustus/ August 2010</i> .....                                     | 160 |
| <u>Tabel</u><br>Table | : 29 | Penduduk Berumur 15 Tahun ke Atas yang Termasuk Pengangguran Terbuka Menurut Pendidikan Tertinggi yang Ditamatkan dan Kategori Pengangguran Terbuka/ <i>Population 15 Years of Age and Over Who Were Categorized Unemployment by Educational Attainment and Unemployment Derivation, Agustus/ August 2010</i> ..... | 165 |
| <u>Tabel</u><br>Table | : 30 | Penduduk Berumur 15 Tahun ke Atas yang Termasuk Pengangguran Terbuka Menurut Provinsi dan Kategori Pengangguran Terbuka/ <i>Population 15 Years of Age and Over Who Were Categorized Unemployment by Province and Unemployment Derivation, Agustus/ August 2010</i> .....   | 170 |
| <u>Tabel</u><br>Table | : 31 | Penduduk Berumur 15 Tahun ke Atas Menurut Pendidikan Tertinggi yang Ditamatkan, Pengangguran Terbuka dan Kategori Pekerja Tidak Penuh/ <i>Population 15 Years of Age and Over by Educational Attainment, Unemployment and Categorized Less than Normal Working Hours, Agustus/ August 2010</i> .....                | 175 |

|                       |      |  |     |
|-----------------------|------|--|-----|
| <u>Tabel</u><br>Table | : 32 | Penduduk Berumur 15 Tahun ke Atas Menurut Golongan Umur, Pengangguran Terbuka dan Kategori Pekerja Tidak Penuh / <i>Population 15 Years of Age and Over by Age Group, Unemployment and Categorized Less than Normal Working Hours, Agustus / August 2010</i> ..... | 180 |
|-----------------------|------|--|-----|

<https://www.bps.go.id>



# PENJELASAN

## I. PENDAHULUAN

Pengumpulan data tentang ketenagakerjaan merupakan kegiatan pokok Sub Direktorat Statistik Ketenagakerjaan, Badan Pusat Statistik. Kegiatan pokok tersebut dilaksanakan melalui Survei Angkatan Kerja Nasional (Sakernas), yang merupakan survei khusus untuk mengumpulkan data ketenagakerjaan. Selain melalui Sakernas, pengumpulan data ketenagakerjaan juga dilaksanakan melalui kegiatan survei lainnya, seperti Survei Sosial Ekonomi Nasional (Susenas), Sensus Penduduk (SP) dan Survei Penduduk Antar Sensus (Supas). Konsep dan definisi yang digunakan dalam pengumpulan data ketenagakerjaan oleh Badan Pusat Statistik tidak pernah berubah sejak 1976, kecuali untuk konsep pengangguran terbuka dan status pekerjaan, mulai tahun 2001 mengalami perluasan.

Sampel terpilih untuk Sakernas Agustus 2010 berjumlah sekitar 311.776 rumah tangga dengan tingkat pemasukan dokumen 94,39 persen. Tabel-tabel yang disajikan dirinci menurut jenis kelamin (laki-laki dan perempuan) dan daerah (perkotaan dan perdesaan), dengan penomoran tabel yang dimulai dengan tabel total.

Untuk lebih melengkapi data ketenagakerjaan, pada publikasi ini disajikan series data pokok ketenagakerjaan dari tahun 2008 sampai dengan tahun 2010 menurut kegiatan, lapangan pekerjaan, status pekerjaan, dan jenis pekerjaan. Pada bagian akhir disajikan juga sampling error Survei Angkatan Kerja Nasional Agustus 2010.

Pengumpulan data ketenagakerjaan melalui Sakernas mempunyai tiga tujuan utama. Ketiga tujuan tersebut adalah untuk mengetahui karakteristik:

- i. Penduduk yang bekerja;
- ii. Pengangguran dan setengah pengangguran;
- iii. Penduduk yang tercakup dalam kategori bukan angkatan kerja yaitu, mereka yang sekolah, mengurus rumah tangga dan melakukan kegiatan lainnya, **selain** kegiatan pribadi.

Daftar yang digunakan untuk mengumpulkan data ketenagakerjaan perorangan adalah Daftar SAK10-AK yang disusun untuk menanyakan informasi mengenai keadaan angkatan kerja dan bukan angkatan kerja.

**Ada 2 (dua) catatan penting yang perlu disampaikan pada publikasi, yaitu:**

1. Klasifikasi lapangan usaha menggunakan Klasifikasi Baku Lapangan Usaha Indonesia (KBLI) 2005 yang mengacu ke ISIC revisi 3. Agar dapat dibandingkan dengan data-data sebelumnya dalam penyajian ini klasifikasi tersebut dikonversikan ke Klasifikasi Lapangan Usaha Indonesia (KLUI) 1990.
2. Klasifikasi jenis pekerjaan menggunakan Klasifikasi Baku Jenis Pekerjaan Indonesia (KBJI) 2002 yang mengacu kepada ISCO 88, dengan uraian jenis pekerjaan lebih rinci. Dalam penyajian ini klasifikasi tersebut dikonversikan ke Klasifikasi Jenis Pekerjaan Indonesia (KJI) 1982.

## **II. KETERANGAN YANG DIKUMPULKAN**

Keterangan pokok berkaitan dengan ketenagakerjaan yang dikumpulkan melalui Sakernas adalah keterangan perorangan dari setiap anggota rumah tangga yang berumur 10 tahun ke atas. Meskipun demikian, informasi yang disajikan dalam publikasi ini hanya informasi dari penduduk yang berumur 15 tahun ke atas. Informasi tersebut meliputi:

- 1). Keterangan identitas anggota rumah tangga seperti: nama, hubungan dengan kepala rumah tangga, jenis kelamin, umur, status perkawinan dan pendidikan tertinggi yang ditamatkan. Kegiatan selama seminggu yang lalu seperti: bekerja (paling

sedikit 1 jam dalam seminggu), punya pekerjaan namun sedang tidak bekerja, mencari pekerjaan/ mempersiapkan usaha, sekolah, mengurus rumah tangga dan lainnya (pensiun, cacat jasmani dan lain-lain).

- 2). Bagi mereka yang bekerja/punya pekerjaan tetapi sementara tidak bekerja ditanyakan antara lain jumlah hari kerja, jam kerja, lapangan pekerjaan, jenis pekerjaan, status pekerjaan, dan upah/gaji bersih selama sebulan.
- 3). Bagi mereka yang mencari pekerjaan/mempersiapkan usaha ditanyakan; alasan utama mencari pekerjaan/ mempersiapkan usaha, upaya yang dilakukan, lama waktu mencari pekerjaan dan jenis pekerjaan yang dicari (pekerjaan purna waktu atau paruh waktu).

### **III. KONSEP DAN DEFINISI**

Konsep dan definisi yang digunakan dalam pengumpulan data ketenagakerjaan oleh Badan Pusat Statistik adalah *The Labor Force Concept* yang disarankan oleh *International Labor Organization (ILO)*. Konsep ini membagi penduduk menjadi dua kelompok, yaitu penduduk usia kerja dan penduduk bukan usia kerja. Selanjutnya, penduduk usia kerja dibedakan pula menjadi dua kelompok berdasarkan kegiatan utama yang sedang dilakukannya. Kelompok tersebut adalah **Angkatan Kerja** dan **Bukan Angkatan Kerja**.

Definisi yang berkaitan dengan penerapan konsep tersebut di Indonesia dijelaskan dalam uraian berikut:

1. **Penduduk usia kerja** adalah penduduk berumur 15 tahun dan lebih.
2. **Penduduk yang termasuk angkatan kerja** adalah penduduk usia kerja (15 tahun dan lebih) yang bekerja, atau punya pekerjaan namun sementara tidak bekerja dan pengangguran.
3. **Penduduk yang termasuk bukan angkatan kerja** adalah penduduk usia kerja (15 tahun dan lebih) yang masih sekolah, mengurus rumah tangga atau melaksanakan kegiatan lainnya selain kegiatan pribadi.
4. **Bekerja** adalah kegiatan ekonomi yang dilakukan oleh seseorang dengan maksud memperoleh atau membantu memperoleh pendapatan atau keuntungan, paling sedikit 1 jam (tidak terputus) dalam seminggu yang lalu. Kegiatan tersebut termasuk pula kegiatan pekerja tak dibayar yang membantu dalam suatu usaha/kegiatan ekonomi.
5. **Punya pekerjaan tetapi sementara tidak bekerja** adalah keadaan dari seseorang yang mempunyai pekerjaan tetapi selama seminggu yang lalu sementara tidak bekerja karena berbagai sebab, seperti: sakit, cuti, menunggu panen, mogok dan sebagainya.

Contoh:

- a. Pekerja tetap, pegawai pemerintah/swasta yang sedang tidak bekerja karena cuti, sakit, mogok, mangkir, mesin/peralatan perusahaan mengalami kerusakan, dan sebagainya.
- b. Petani yang mengusahakan tanah pertanian dan sedang tidak bekerja karena alasan sakit atau menunggu pekerjaan berikutnya (menunggu panen atau musim hujan untuk menggarap sawah).
- c. Pekerja profesional (mempunyai keahlian tertentu/khusus) yang sedang tidak bekerja karena sakit, menunggu pekerjaan berikutnya/pesanan dan sebagainya. Seperti dalang, tukang cukur, tukang pijat, dukun, penyanyi komersial dan sebagainya

**6. Penganggur terbuka, terdiri dari:**

- a. Mereka yang tak punya pekerjaan dan mencari pekerjaan.
- b. Mereka yang tak punya pekerjaan dan mempersiapkan usaha.
- c. Mereka yang tak punya pekerjaan dan tidak mencari pekerjaan, karena merasa tidak mungkin mendapatkan pekerjaan.
- d. Mereka yang sudah punya pekerjaan, tetapi belum mulai bekerja.

(lihat pada “*An ILO Manual on Concepts and Methods*”)

- **Mencari pekerjaan** adalah kegiatan seseorang yang pada saat survei orang tersebut sedang mencari pekerjaan, seperti mereka:
  - a. Yang belum pernah bekerja dan sedang berusaha mendapatkan pekerjaan.
  - b. Yang sudah pernah bekerja, karena sesuatu hal berhenti atau diberhentikan dan sedang berusaha untuk mendapatkan pekerjaan.
  - c. Yang bekerja atau mempunyai pekerjaan, tetapi karena sesuatu hal masih berusaha untuk mendapatkan pekerjaan lain.

Usaha mencari pekerjaan ini tidak terbatas pada seminggu sebelum pencacahan, jadi mereka yang sedang berusaha mendapatkan pekerjaan dan yang permohonannya telah dikirim lebih dari satu minggu yang lalu tetap dianggap sebagai mencari pekerjaan asalkan seminggu yang lalu masih mengharapkan pekerjaan yang dicari. Mereka yang sedang bekerja dan berusaha untuk mendapatkan pekerjaan yang lain tidak dapat disebut sebagai penganggur terbuka.

- **Mempersiapkan suatu usaha** adalah suatu kegiatan yang dilakukan seseorang dalam rangka mempersiapkan suatu usaha/pekerjaan yang “baru”, yang bertujuan untuk memperoleh penghasilan/keuntungan atas resiko sendiri, baik dengan atau tanpa mempekerjakan buruh/pekerja dibayar maupun tidak dibayar. Mempersiapkan yang dimaksud adalah apabila “tindakannya nyata”, seperti: mengumpulkan modal atau perlengkapan/alat, mencari lokasi/tempat, mengurus surat ijin usaha dan sebagainya, telah/sedang dilakukan.
- Mempersiapkan usaha tidak termasuk yang baru merencanakan, berniat, dan baru mengikuti kursus/pelatihan dalam rangka membuka usaha.

Mempersiapkan suatu usaha yang nantinya cenderung pada pekerjaan sebagai berusaha sendiri (*own account worker*) atau sebagai berusaha dibantu buruh tidak tetap/buruh tak dibayar atau sebagai berusaha dibantu buruh tetap/buruh dibayar.

**Penjelasan:**



Kegiatan mempersiapkan suatu usaha/pekerjaan tidak terbatas dalam jangka waktu seminggu yang lalu saja, tetapi bisa dilakukan beberapa waktu yang lalu asalkan seminggu yang lalu masih berusaha untuk mempersiapkan suatu kegiatan usaha.

7. **Pekerja Tidak Penuh** adalah mereka yang bekerja di bawah jam kerja normal (kurang dari 35 jam seminggu).

Pekerja Tidak Penuh terdiri dari:

- **Setengah Penganggur** adalah mereka yang bekerja di bawah jam kerja normal (kurang dari 35 jam seminggu), dan masih mencari pekerjaan atau masih bersedia menerima pekerjaan (dahulu disebut setengah pengangguran terpaksa).
- **Pekerja Paruh Waktu** adalah mereka yang bekerja di bawah jam kerja normal (kurang dari 35 jam seminggu), tetapi tidak mencari pekerjaan atau tidak bersedia menerima pekerjaan lain (dahulu disebut setengah pengangguran sukarela).

8. **Sekolah** adalah kegiatan seseorang untuk bersekolah di sekolah formal, mulai dari pendidikan dasar sampai dengan pendidikan tinggi selama seminggu yang lalu sebelum pencacahan. *Tidak termasuk yang sedang libur sekolah.*

9. **Mengurus rumah tangga** adalah kegiatan seseorang yang mengurus rumah tangga tanpa mendapatkan upah, misalnya: ibu-ibu rumah tangga dan anaknya yang membantu mengurus rumah tangga. Sebaliknya pembantu rumah tangga yang mendapatkan upah walaupun pekerjaannya mengurus rumah tangga dianggap bekerja.
10. **Kegiatan lainnya** adalah kegiatan seseorang selain disebut di atas, yakni mereka yang sudah pensiun, orang-orang yang cacat jasmani (buta, bisu dan sebagainya) yang tidak melakukan sesuatu pekerjaan seminggu yang lalu.
11. **Pendidikan tertinggi yang ditamatkan** adalah tingkat pendidikan yang dicapai seseorang setelah mengikuti pelajaran pada kelas tertinggi suatu tingkatan sekolah dengan mendapatkan tanda tamat (ijazah).
12. **Jumlah jam kerja seluruh pekerjaan** adalah lamanya waktu dalam jam yang digunakan untuk bekerja dari seluruh pekerjaan, tidak termasuk jam kerja istirahat resmi dan jam kerja yang digunakan untuk hal-hal di luar pekerjaan selama seminggu yang lalu.  
  
Bagi pedagang keliling, jumlah jam kerja dihitung mulai berangkat dari rumah sampai tiba kembali di rumah dikurangi waktu yang tidak merupakan jam kerja, seperti mampir ke rumah famili/kawan dan sebagainya.

13. **Lapangan usaha** adalah bidang kegiatan dari pekerjaan/usaha/perusahaan/kantor tempat seseorang bekerja. Lapangan pekerjaan pada publikasi ini didasarkan pada Klasifikasi Baku Lapangan Usaha Indonesia (KBLI) 2005.
14. **Jenis pekerjaan/jabatan** adalah macam pekerjaan yang dilakukan oleh seseorang atau ditugaskan kepada seseorang yang sedang bekerja atau yang sementara tidak bekerja. Jenis pekerjaan pada publikasi ini, didasarkan atas Klasifikasi Baku Jenis Pekerjaan Indonesia (KBJI) 2002 yang mengacu kepada ISCO 88.
15. **Upah/gaji bersih** adalah imbalan yang diterima selama sebulan oleh buruh/karyawan baik berupa uang atau barang yang dibayarkan perusahaan/kantor/majikan. Imbalan dalam bentuk barang dinilai dengan harga setempat. Upah/ gaji bersih yang dimaksud tersebut adalah setelah dikurangi dengan potongan-potongan iuran wajib, pajak penghasilan dan sebagainya.
16. **Status pekerjaan** adalah jenis kedudukan seseorang dalam melakukan pekerjaan di suatu unit usaha/kegiatan. Mulai tahun 2001 status pekerjaan dibedakan menjadi 7 kategori yaitu:
  - a. **Berusaha sendiri**, adalah bekerja atau berusaha dengan menanggung resiko secara ekonomis, yaitu dengan tidak kembalinya ongkos produksi yang telah dikeluarkan dalam rangka usahanya tersebut, serta tidak menggunakan

pekerja dibayar maupun pekerja tak dibayar, termasuk yang sifat pekerjaannya memerlukan teknologi atau keahlian khusus.

- b. **Berusaha dibantu buruh tidak tetap/buruh tak dibayar**, adalah bekerja atau berusaha atas resiko sendiri, dan menggunakan buruh/pekerja tak dibayar dan atau buruh/pekerja tidak tetap.
- c. **Berusaha dibantu buruh tetap/buruh dibayar**, adalah berusaha atas resiko sendiri dan mempekerjakan paling sedikit satu orang buruh/pekerja tetap yang dibayar.
- d. **Buruh/Karyawan/Pegawai**, adalah seseorang yang bekerja pada orang lain atau instansi/kantor/perusahaan secara tetap dengan menerima upah/gaji baik berupa uang maupun barang. Buruh yang tidak mempunyai majikan tetap, tidak digolongkan sebagai buruh/karyawan, tetapi sebagai pekerja bebas. Seseorang dianggap memiliki majikan tetap jika memiliki 1 (satu) majikan (orang/rumah tangga) yang sama dalam sebulan terakhir, khusus pada sektor bangunan batasannya tiga bulan. Apabila majikannya instansi/lembaga, boleh lebih dari satu.
- e. **Pekerja bebas di pertanian**, adalah seseorang yang bekerja pada orang lain/majikan/institusi yang tidak tetap (lebih dari 1 majikan dalam sebulan terakhir) di usaha pertanian baik berupa usaha rumah tangga maupun bukan usaha rumah tangga atas dasar balas jasa dengan menerima upah atau imbalan baik berupa uang maupun barang, dan baik

dengan sistem pembayaran harian maupun borongan. Usaha pertanian meliputi: pertanian tanaman pangan, perkebunan, kehutanan, peternakan, perikanan dan perburuan, termasuk juga jasa pertanian.

**Majikan** adalah orang atau pihak yang memberikan pekerjaan dengan pembayaran yang disepakati.

- f. **Pekerja bebas di nonpertanian** adalah seseorang yang bekerja pada orang lain/majikan/institusi yang tidak tetap (lebih dari 1 majikan dalam sebulan terakhir), di usaha non pertanian dengan menerima upah atau imbalan baik berupa uang maupun barang dan baik dengan sistem pembayaran harian maupun borongan.

Usaha non pertanian meliputi: usaha di sektor pertambangan, industri, listrik, gas dan air, sektor konstruksi/bangunan, sektor perdagangan, sektor angkutan, pergudangan dan komunikasi, sektor keuangan, asuransi, usaha persewaan bangunan, tanah dan jasa perusahaan, sektor jasa kemasyarakatan, sosial dan perorangan.

Huruf e dan f yang dikembangkan mulai pada publikasi 2001, pada tahun 2000 dan sebelumnya dikategorikan pada huruf d dan a (huruf e termasuk dalam d dan huruf f termasuk dalam a).

- g. **Pekerja keluarga/tak dibayar** adalah seseorang yang bekerja membantu orang lain yang berusaha dengan tidak mendapat upah/gaji, baik berupa uang maupun barang.

Pekerja tak dibayar tersebut dapat terdiri dari:

1. Anggota rumah tangga dari orang yang dibantunya, seperti istri/anak yang membantu suaminya/ayahnya bekerja di sawah dan tidak dibayar.
2. Bukan anggota rumah tangga tetapi keluarga dari orang yang dibantunya, seperti famili yang membantu melayani penjualan di warung dan tidak dibayar.
3. Bukan anggota rumah tangga dan bukan keluarga dari orang yang dibantunya, seperti orang yang membantu menganyam topi pada industri rumah tangga tetangganya dan tidak dibayar.

#### **IV. FAKTOR PENENTU**

Beberapa faktor perlu dipertimbangkan oleh para pemakai data dalam menginterpretasi dan menganalisa data ketenagakerjaan yang tersedia. Faktor-faktor yang perlu dipertimbangkan meliputi:

## 1. Tujuan Survei

Sakernas merupakan survei khusus untuk mengumpulkan data ketenagakerjaan. Sedangkan SP maupun Supas bertujuan untuk mengetahui sifat demografi secara umum. Dengan demikian informasi yang dikumpulkan dalam SP dan Supas lebih banyak dan beragam, antara lain meliputi data pendidikan, migrasi, keluarga berencana dan ketenagakerjaan. Begitu pula informasi yang dikumpulkan melalui Susenas lebih beragam sifatnya, seperti data pengeluaran/konsumsi, ketenagakerjaan, kesehatan dan perumahan. Perbedaan tujuan survei ini menyebabkan kualitas data ketenagakerjaan antar berbagai survei tersebut relatif berbeda.

## 2. Ukuran Sampel

Ukuran sampel dalam Sakernas berbeda dengan ukuran sampel dalam SP dan Supas maupun Susenas. Perbedaan ini menyebabkan *sampling error* yang dikandung oleh angka perkiraan dari masing-masing sumber data juga berbeda. Semakin kecil ukuran sampel, maka akan semakin besar *sampling error*nya.

## 3. Faktor Pengali

Faktor pengali yang digunakan dalam publikasi ini, berdasarkan jumlah penduduk menurut provinsi hasil olah cepat SP2010 yang diproyeksikan ke bulan Agustus 2010. Hasil olah cepat ini merupakan angka sementara SP2010 tanpa memperhatikan perubahan proporsi kota/desa.

#### **4. Kualitas Petugas Lapangan**

Sampai dengan Semester II (Agustus) 2006, petugas Sakernas hanya terdiri dari pencacah dan pengawas/pemeriksa. Mulai Sakernas Semester I (Februari) 2007 hingga Sakernas semester II (Agustus) 2010 pencacahan dilakukan secara tim, dalam 1 (satu) tim terdiri dari 2 pencacah dan 1 (satu) koordinator tim. Petugas-petugas tersebut pada umumnya adalah pegawai Badan Pusat Statistik yang ada di kecamatan (Koordinator Statistik Kecamatan) dan BPS Kabupaten/Kota setempat. Sebagian besar dari mereka umumnya telah mempunyai pengalaman dalam berbagai survei maupun sensus serta lebih menguasai medan/lapangan.

#### **5. Perencanaan Kuesioner**

Cara menyusun pertanyaan mengenai ketenagakerjaan dalam kuesioner dapat berpengaruh terhadap hasil survei maupun sensus. Ini meliputi bentuk kalimat/pertanyaan yang tertulis, urutan pertanyaan, pemilihan kata-kata yang tepat dalam



pertanyaan, dan banyaknya pertanyaan maupun jenis keterangan yang ditanyakan. Dalam Sakernas, telah diusahakan bentuknya ringkas/ sederhana, mudah dimengerti serta pertanyaan pokoknya tidak berubah-ubah.

#### **6. Waktu Pelaksanaan/Pencacahan**

Waktu pelaksanaan lapangan antara Sakernas, Susenas, SP, dan Supas berbeda. Hal tersebut dapat menyebabkan perbedaan hasil yang diperoleh karena pengaruh musimannya.

<https://www.kps.go.id>

## ***EXPLANATORY NOTES***

### ***1. INTRODUCTION***

*The provision of labor force data is the responsibility of the Sub Directorate of Manpower Statistics, BPS – Statistics Indonesia. It is carried out through The National Labor Force Survey (NLFS) in all provinces of Indonesia. The other sources of labor force data are from among others National Socio-Economic Survey, Population Census, and Intercensal Population Survey. The concepts and definitions used for the labor force data are similar for all surveys and censuses since 1976, except for the unemployment rate and employment status, which have been extended since 2001.*

*Total number of household samples were around 311,776 with a response rate of 94.39 percent. The tables presented by sex and region (urban and rural) and the serial number of table is initiated from total first.*

*The contents of this publication include the trend of labor force data from 2008 to 2010 by type of activity, main industry, employment status and occupation (the last chapter this publication presents sampling error of NLFS in August 2010).*

*The National Labor Force Survey aims to meet three main objectives. These objectives are designed to obtain the characteristics of:*

- i. Employment.*
- ii. Unemployment and underemployment.*
- iii. Working age population not in the labor force who are in schools, doing housekeeping, others, exclude personal activity.*

*Questionnaire applied in the data collection of the NLFS August 2010 for labor personal information is SAK10-AK, which is designed for asking information of the economically active and not economically active population.*

*There are 2 (two) important points that should be considered by data user in this publication, namely:*

1. *Industrial classification applied in the NLFS of August 2010 is according to the Indonesian Standard Industrial Classification (KBLI) 2005 (ISIC rev 3), and for data comparison needs, data of industrial classification in this publication has been converted to the industrial classification (KLUI) in 1990.*
2. *Occupation classification applied in the NLFS in of August 2010 based on the Indonesian Classification of Occupation (KBJI) 2002 which referred to ISCO 88 which present occupation classification in much more detail. For data comparison needs, data of occupation classification (KBJI) 2002 has been converted to the occupation classification (KJI) 1982.*

## **II. INFORMATION COLLECTED**

*The main information collected in The National Labor Force Survey are data on individual household members covering persons aged 10 years and older. However tabulated data covers household members aged 15 years and older.*

*Data on individual household members consist of:*

1) *Member identification: name, relation to the head of household, sex, age, marital status and educational attainment.*

*Activities during last week: working, (at least an hour for a week) temporarily not working, looking for work/established a new business/firm, attending school, doing housekeeping and others (retired, incapacitated, etc).*

2) *For those who were working: and temporarily absent from work but having jobs (such as: on leave) they are asked for main total working day, total number of hours of work, industry, occupation, employment status, and total wage/salary in month.*

3) *For those who were looking for job or established a new business/firm: they are asked for the main reason for looking a job/established a new business/firm, type of effort to find out a job/established a new business/firm, the duration of looking for job or established a new business/firm, and type of job (for full or part-time).*

### **III. CONCEPT AND DEFINITIONS**

*The labor force concepts used in NLFS are the same as those recommended by the International Labor Organization (ILO), which divides the population into two components: a working age group and a nonworking age group. The working age population is in turn classified into two major categories according to their current activities: those in the labor force and those not in the labor force.*

*More specifically, definitions are as follows:*

- 1. **Working age population:** persons of 15 years old and over.*
- 2. **Labor force:** persons of 15 years old and over who, in the previous week, were working, temporarily absent from work but having jobs, and those who did not have work and were looking for work.*
- 3. **Not in labor force:** persons aged 15 years and over, but not classified in labor force, such as students, housekeepers, or others exclude personal activity.*
- 4. **Working:** an activity done by a person who worked for pay or assisted others in obtaining pay or profit for the duration at least one hour during the survey week. Include an unpaid worker who help an economically activity/ business.*

- 5. Temporarily absent from work, but having job:** *an activity done by a person who had a job, but was temporarily absent from work for some reasons during the survey week, i.e: sick, on leave, waiting for harvest season, on strike etc.*
- a. Employee, government employee/private employee who had not been working for reasons such as on leave, sick, on strike, damage machine/equipments, etc.*
  - b. Farmers who had not cultivated their field because of illness or waiting for the next harvest season or waiting for the rainy season to cultivate their field.*
  - c. Professional worker who had not been working because of illness, waiting for the next job/order, etc. Such as puppeteer, barber, masseur, medicine man, singer, etc.*
- 6. Unemployment, which consists of :**
- a. Person without work but looking for work.*
  - b. Person without work who have established a new business/firm.*
  - c. Person without work who were not looking for work, because they do not expect to find work.*
  - d. Person who have made arrangements to start work on a date subsequent to the reference period (future starts).*

- **Looking for work** is a person which during the survey that is looking for work, such as:
  - a. Those who never work and looking for a work.
  - b. Those who had work, but resigned or dismissed from her/his work because of some reasons and trying for looking a work.
  - c. Those who work or have a job, but still trying to looking for another job because of some reasons.

*This activity is not limited to a week during survey period, but for those who have been trying to looking for a job who sent the application for more than a week before the survey is considered for looking for a job as long as still expecting a job last week. For those who are working and still trying to looking for work is not categorized as unemployment.*

- **Person who established a new business/firm** is he/she who established a new business/firm in obtaining profit at his/her own risk with or without paid or unpaid worker.

*Meaning if they do a real as their effort such as: collecting capitals, preparing equipments, looking for business location, applying for business permission letter, that had been done or being done by someone.*



- *This activity does not include persons who just have plans to do, intend, or following a course/training to prepare a business/firm. In this case commonly for those who want to be worker or employer on their own account assisted by temporary worker/unpaid worker or employer assisted by permanent worker/paid worker.*

***Explanation:***

*This effort is not only during previous weeks, but could have been done some time ago but still trying to establish the new business/firm in the previous week.*

7. ***Less than Normal Working Hours:*** *is a person who worked under the normal working hours (less than 35 hours a week).*

*It consist of:*

- a. ***Underemployment:*** *is a person who worked under the normal working hours (less than 35 hours a week), and is still looking for a job or available for work (it's called involuntary underemployment)..*
- b. ***Part-time Worker:*** *is a person who worked under the normal working hours (less than 35 hours a week), but he is not looking for a job or unavailable for work (it's called voluntary underemployment)..*

8. ***Students :*** *persons who were regularly attending a formal school (exclude students who were on school holidays).*

- 9. Housekeepers:** persons who were engaged in household duties in their own home, or persons who helped in managing household chores without payment, e.g. housewives and their children who are doing household work. However, an activity undertaken by a servant is considered as “work”.
- 10. Others:** persons performing activities other than the ones mentioned above, such as retirement and those who are disabled (deaf, mute, etc).
- 11. Educational attainment:** the highest educational level completed by a person, verified with the receipt of a diploma or a letter of completion/certificate.
- 12. Total working hours:** in a week refer to total hours used by an employee to do his/her job during a calendar week (excluding the time used for other activities which are not classified as “work”).
- Total working hours for street vendor merchant is calculated from them leaving for work until they go back home but must be deducted by other activities like visit of relatives or friend house.
- 13. Industry:** refers to the activity of the place of work/company/office in which a person is employed, classified according to the Indonesian Standard Industrial Classification (KBLI) 2005.

**14. Occupation:** refer to the type of work carried out by a particular respondent, classified according to the KBJI 2002 which referred to ISCO 88.

**15. Net Wage/Salary,** is a net wage/salary normally collected for a period of 1 month from a enterprise/company/employer. This net wage/salary is after deduction of compulsory contribution, income tax etc by enterprise/company/employer.

**16. Employment status** is the status of a person at the place where he/she works. There are seven different categories:

- a. **Own-account worker,** is a person who works at her/his own risk without assisted by paid per mount worker or unpaid worker include technical job or skill job.
- b. **Employer assisted by temporary workers/unpaid worker,** a person who works at her/his own risk and assisted by temporary worker/unpaid worker.
- c. **Employer assisted by permanent workers/paid workers,** is a person who does his/her business at her/his own risk at least one assisted by paid permanent worker.
- d. **Employee,** is a person who work permanently for other people or institution/office/company and gains some money/cash or goods as wage/salary. Labor who have no permanent employer is not categorized as a laborer/worker/employee but casual worker. A laborers, in general is considered to have a permanent employer if he has

*the same employer during the past month, particularly for building construction sector is 3 months. If the employer is an institution, more than 1 (one) is allowed.*

- e. ***Casual employee in agriculture***, is a person who does not work permanently for other people/employer/institution (more than 1 employer during the last 1 month) in agricultural sector either home industry or not home industry based on remuneration paid with money or goods, and based on daily or contract payment system. Agricultural industry covers food-based agricultural, plantation, forestry, livestock, fishery, hunting, including agricultural services.

***Employer*** is a person who gives a job with an agreement payment.

- f. ***Casual employee not in agriculture***, is a person who does not work permanently for other people/employer/institution (more than 1 employer during then past 1 month) in non agricultural and gets money or goods as wage/salary either based on daily or contract payment system. Those sectors include non agricultural sector: mining, manufactures, electricity, gas and water, construction, trade, transportation, storage, and communication, financing, insurance, real estate, and business services, community, social, and personal services.

- g. *Family/Unpaid worker, is a person who works for other people without pay in cash or goods.*

*Those unpaid workers could be:*

1. *Family member who works for another person in their family i.e: wife or child who help their husband or father work in field and unpaid.*
2. *Not a family member who works for another person but still having family relations, such as those who help their family relatives to sell in a minimarket and unpaid.*
3. *Other persons outside of family members nor family relatives who work for another person, such as a person who weaves hats for their neighbours home industry and unpaid.*

#### **IV. DETERMINATION FACTOR**

*It is suggested for data users to underpin into high consideration some factors in term of interpreting and analyzing labor data.*

*The variety factors are included below:*

##### **1. Purpose of Survey**

*Sakernas is a survey which is specifically designed for labor data collection. Sakernas is relatively different compared with SP (Population Census) and Supas (Intercenal Population Cencus) which are more focused on demographic characteristics of the population. Other labor force data source is Susenas (National Social and Economic*

*Survey) which collects data on many aspects of social and economic characteristics, such as: consumption, labor, health and household variables. The differences in the characteristics coverage of surveys/census mentioned above are contributed to the labor data quality, in which the Sakernas results are regarded better.*

## **2. Sample Size**

*The difference of sample size of Sakernas compared with other surveys mentioned above (SP, Supas and Susenas) will also lead to different levels of sampling error. The smaller sample size will cause the greater sampling error of a survey.*

**3. Inflation factor** *has been used based on quick count SP2010 for population by province that was projected to August 2010. This result was preliminary figures without concerning the changing of proportion on rural/urban.*

## **4. Enumerator/Surveyor Quality**

*Up to the second semester of the NLFS in August 2006, fields enumerator/surveyor consists of enumerators and supervisors. However, since the first semester of NLFS in February 2007 – August 2010 enumeration was conducted by team work. One team is consist of 2 enumerators with accompanied by one coordinator team.*

*The teams mostly consist of employees of BPS (Statistics Office Staff) who are appointed at district level office, (Koordinator Statistik Kecamatan), and BPS staff of regency/ municipality level office. Mainly, they have had experienced on many surveys and censuses activities, and recognize field area well.*

#### **5. Questionnaire Plan**

*The way of structuring and wording questionnaire on labor characteristics will strongly affect the quality of census and survey data attainment. The structure and word of questionnaire plan covers producing correct sentences without ambiguous meaning, choosing appropriate word and order in the questions, and the number of variables and questions that will be asked to respondent. In the Sakernas, the questionnaire has been designed in a simple and concise way. The respondent is expected to understand and easily catch the aim of questions in the survey and avoid memory lapse and uninterested response during interview data collection. Furthermore, the design of Sakernas questionnaire remain stable in order to keep data comparison needs.*



## 6. *Time Reference of Survey*

*The field work time of the above surveys/censuses (Sakernas, Susenas, SP and Supas) is different. The different time of implementation of those surveys lead to different level of labor force data because the seasonal effect during field enumeration have great effect, such as: employment rate variable during harvest time and other personal factors.*

<https://www.bps.go.id>

## **RINGKASAN EKSEKUTIF**

Total penduduk Indonesia pada Agustus 2010 berdasarkan angka hasil olah cepat SP2010 diperkirakan sebanyak 238,22 juta orang, dengan jumlah penduduk usia kerja sebesar 172,07 juta orang, naik 1,05 juta orang (0,62 persen) dibandingkan keadaan enam bulan sebelumnya, yaitu pada Februari 2010 sebesar 171,02 juta orang dan naik 2,74 juta orang (1,62 persen) dibandingkan keadaan setahun yang lalu.

Jumlah angkatan kerja di Indonesia pada Agustus 2010 mencapai 116,53 juta orang, bertambah 530 ribu orang (0,46 persen) dibandingkan angkatan kerja Februari 2010 sebesar 116,00 juta orang dan bertambah 2,70 juta orang (2,37 persen) dibandingkan angkatan kerja Agustus 2009 sebesar 113,83 juta orang.

Jumlah penduduk yang bekerja pada Agustus 2010 sebesar 108,21 juta orang, bertambah 802 ribu orang (0,75 persen) jika dibandingkan dengan keadaan Februari 2010 (107,41 juta orang), dan bertambah sebesar 3,34 juta orang (3,18 persen) jika dibandingkan dengan keadaan Agustus 2009 (104,87 juta orang).

Jumlah pengangguran terbuka pada Agustus 2010 mencapai 8,32 juta orang, berkurang sekitar 272 ribu orang jika dibandingkan keadaan Februari 2010 (8,59 juta orang), atau berkurang 642 ribu orang jika dibandingkan dengan keadaan Agustus 2009 (8,96 juta orang).

Tingkat Pengangguran Terbuka (TPT) di Indonesia pada Agustus 2010 mencapai 7,14 persen, mengalami penurunan dibandingkan TPT Februari 2010 sebesar 7,41 persen dan TPT Agustus 2009 sebesar 7,87 persen.

Tingkat pengangguran (TPT) tertinggi terjadi di Provinsi Banten, yaitu 13,68 persen, sedangkan TPT terendah terjadi di Provinsi Bali, sebesar 3,06 persen.

Sektor 1 (Pertanian, Kehutanan, Perburuan dan Perikanan) masih merupakan sektor yang paling banyak menyerap tenaga kerja, dengan menyerap 41,49 juta orang (38,35 persen) pekerja, sementara sektor 4 (Listrik, Gas dan Air minum) paling sedikit menyerap tenaga kerja, yaitu hanya menyerap 234 ribu orang (0,22 persen) pekerja.

## ***EXECUTIVE SUMMARY***

*The estimated total population of Indonesia based on quick count SP2010 in Agustus 2010 was 238.22 million people, with the estimated number of population 15 years of age and over was 172.07 million people, meaning it has increased by 1.05 million people (0.62 percent) compared to the figure in February 2010, which was only 171.02 million people, or increased by 2.74 million people (1.62 percent) compared to August 2009.*

*The number of population classified as economically active in August 2010 was 116.53 million people, increased by 530 Thousand people (0.46 percent) compared to the condition in February 2010 (116.00 million people), and increased 2.70 million people (2.37 percent) compared to the condition in August 2009 (113.83 million people).*

*The total number of working people in August 2010 reached 108.21 million people, increased by 802 thousand people (0.74 percent) compared to the condition in February 2010 (107.41 million people), and increased by 3.34 million people (3.18 percent) compared with the August 2009 condition (104.87 million people).*

*The total number of unemployment was 8.32 million people in August 2010, which was decreased by 272 thousand people compared with February 2010 (8.59 million people), and there was a reduction of 642 thousand people compared with August 2009, i.e 8.96 million people.*

*The unemployment rate in August 2010 was 7.14 percent, which was decreased compared with February 2010 (7.41 percent) and August 2009 (7.87 percent).*

*The highest unemployment rate was in Banten Province, i.e 13.68 percent, meanwhile the lowest was in Bali, i.e 3.06 percent.*

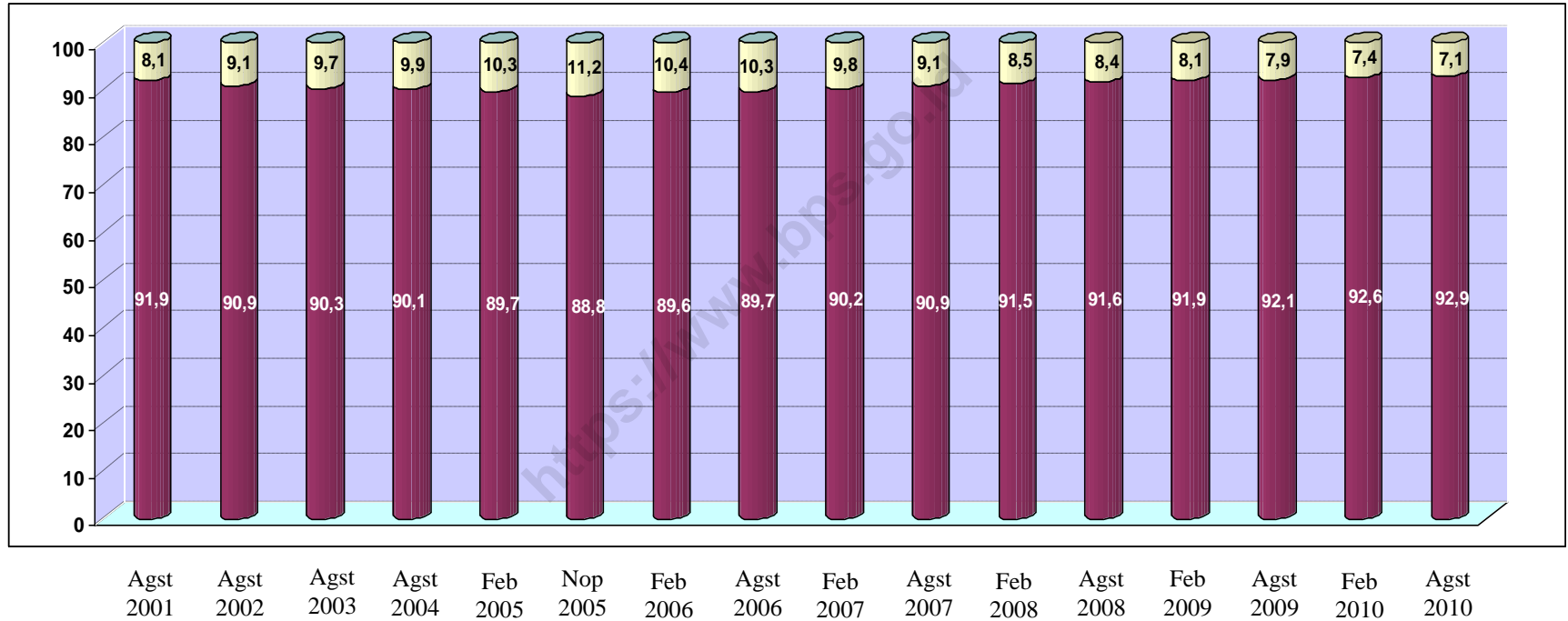
*Sector 1 (Agriculture, Forestry, Hunting and Fishery) absorbed the most of labor force, i.e 41.49 million people (38.35 percent), meanwhile sector 4 (Electricity, Gas and Water) absorbed the least of labor force, i.e 234 thousand people (0.22 percent).*


# **GRAFIK / *GRAPH***

<https://www.bps.go.id>

# XLIX

**Grafik** : 1 **Persentase Penduduk Berumur 15 tahun ke Atas yang Termasuk Angkatan Kerja**  
**Graph** : 1 **Percentage Population of age 15 years and over Who are in Labor Force**  
Tahun/Years 2001-2010



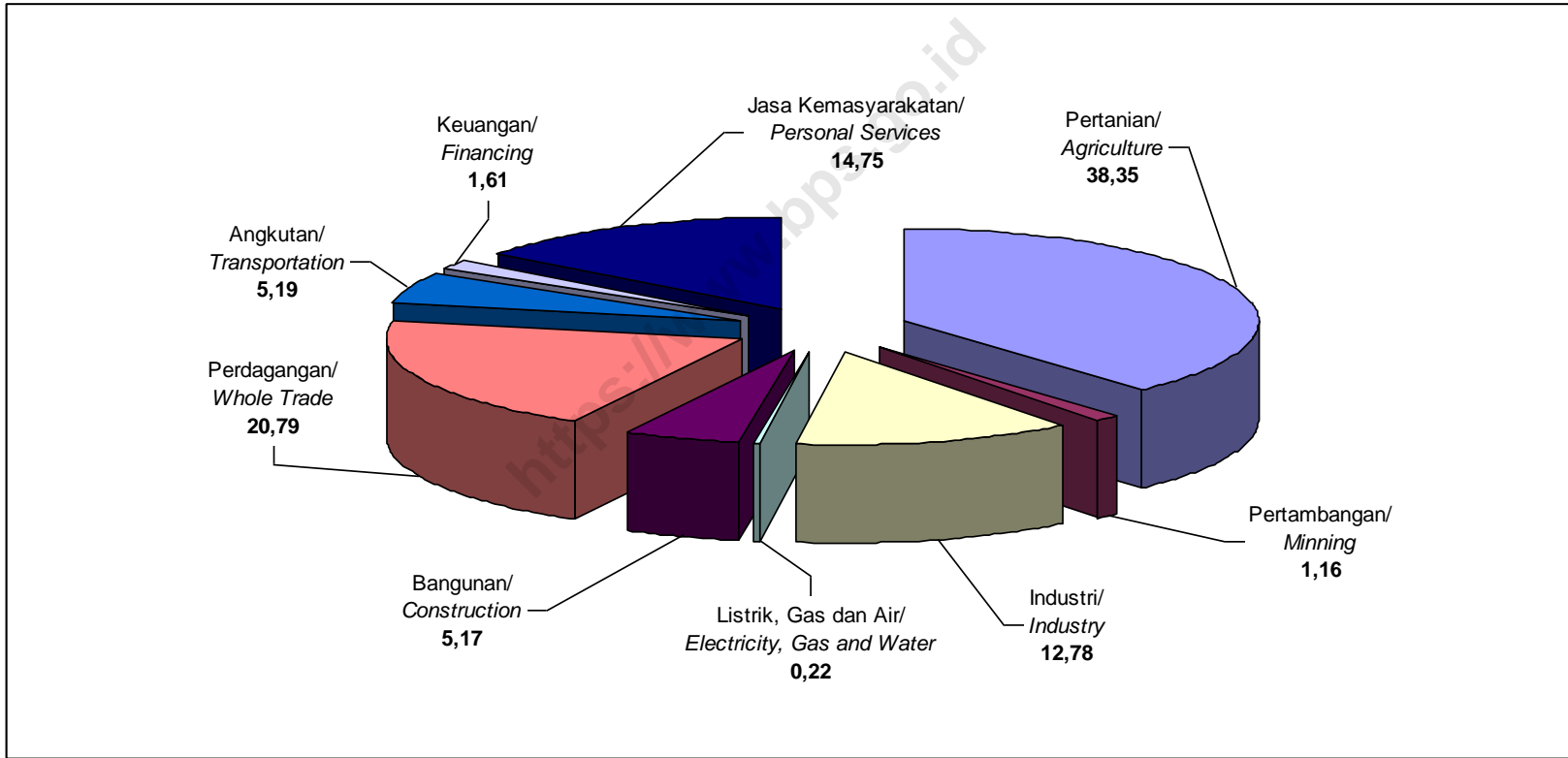
 = Bekerja/Working

 = Penganggur/Unemployment

L

**Grafik** : 2  
**Graph**

Persentase Penduduk yang Berumur 15 tahun ke Atas yang Bekerja  
Selama Seminggu yang Lalu menurut Lapangan Pekerjaan Utama  
*Percentage Population 15 Years of Age and Over Who Worked  
During The Previous Week by Main Industry*  
Agustus/August 2010



**TABEL - TABEL / *TABLES***

<https://www.bps.go.id>

<http://www.bps.go.id>

**TABEL / TABLES**

**PERKEMBANGAN KETENAGAKERJAAN / LABOR FORCE TREND, 2008 - 2010**



**Tabel** A.1 Penduduk Berumur 15 Tahun ke Atas Menurut Jenis Kegiatan  
**Table** A.1 Population 15 Years of Age and Over by Type of Activity  
 Tahun/Years 2008 - 2010

| Jenis Kegiatan<br>Type of Activity<br>(1)  | Tahun / Years                   |                   |                      |                   |                      |                   |
|--|---------------------------------|-------------------|----------------------|-------------------|----------------------|-------------------|
|  | 2008                            |                   | 2009                 |                   | 2010                 |                   |
|  | Februari<br>February            | Agustus<br>August | Februari<br>February | Agustus<br>August | Februari<br>February | Agustus<br>August |
|  | (2)                             | (3)               | (4)                  | (5)               | (6)                  | (7)               |
| Perkotaan+Perdesaan/Urban+Rural  | Laki-laki+Perempuan/Male+Female |                   |                      |                   |                      |                   |
| Penduduk Berumur 0+ Tahun<br>Population 0+ Years Of Age and Over                   | 227 523 285                     | 229 033 995       | 230 371 386          | 231 832 834       | 233 244 492          | 238 219 392       |
| Penduduk Berumur 15 Tahun ke Atas<br>Population 15 Years of Age and Over           | 165 565 992                     | 166 641 050       | 168 264 448          | 169 328 208       | 171 017 416          | 172 070 339       |
| Angkatan Kerja/Economically Active   | 111 477 447                     | 111 947 265       | 113 744 408          | 113 833 280       | 115 998 062          | 116 527 546       |
| Bekerja/Working  | 102 049 857                     | 102 552 750       | 104 485 444          | 104 870 663       | 107 405 572          | 108 207 767       |
| Pengangguran Terbuka/Unemployment  | 9 427 590                       | 9 394 515         | 9 258 964            | 8 962 617         | 8 592 490            | 8 319 779         |
| Bukan Angkatan Kerja/Not Economically Active                                       | 54 088 545                      | 54 693 785        | 54 520 040           | 55 494 928        | 55 019 354           | 55 542 793        |
| Sekolah/Attending School   | 13 281 107                      | 13 226 066        | 13 665 903           | 13 810 846        | 14 199 461           | 14 011 778        |
| Mengurus Rumah tangga/House Keeping  | 32 122 769                      | 32 770 941        | 32 578 420           | 33 346 950        | 32 419 795           | 32 971 456        |
| Lainnya/Others   | 8 684 669                       | 8 696 778         | 8 275 717            | 8 337 132         | 8 400 098            | 8 559 559         |
| T P A K (Tingkat Partisipasi Angkatan Kerja)<br>Labor Force Participation Rate (%) | 67.33                           | 67.18             | 67.60                | 67.23             | 67.83                | 67.72             |
| T P T (Tingkat Pengangguran Terbuka)<br>Unemployment Rate(%)                       | 8.46                            | 8.39              | 8.14                 | 7.87              | 7.41                 | 7.14              |
| Pekerja Tidak Penuh<br>Less than Normal Working Hours                              | 30 644 441                      | 31 089 368        | 31 363 294           | 31 569 934        | 32 802 941           | 33 269 338        |
| Setengah Penganggur/Underemployment  | 14 595 152                      | 14 916 506        | 15 001 986           | 15 395 570        | 15 272 943           | 15 258 755        |
| Paruh Waktu/Part-time Worker   | 16 049 289                      | 16 172 862        | 16 361 308           | 16 174 364        | 17 529 998           | 18 010 583        |

**Tabel** A.2 Penduduk Berumur 15 Tahun ke Atas Menurut Jenis Kegiatan  
**Table** A.2 Population 15 Years of Age and Over by Type of Activity  
 Tahun/Years 2008 - 2010

| Perkotaan/Urban  | Laki-laki+Perempuan/Male+Female    |                      |                   |                      |                   |                      |                   |
|--|------------------------------------|----------------------|-------------------|----------------------|-------------------|----------------------|-------------------|
|  | Jenis Kegiatan<br>Type of Activity | Tahun / Years        |                   |                      |                   |                      |                   |
|  |                                    | 2008                 |                   | 2009                 |                   | 2010                 |                   |
|  |                                    | Februari<br>February | Agustus<br>August | Februari<br>February | Agustus<br>August | Februari<br>February | Agustus<br>August |
| (1)  | (2)                                | (3)                  | (4)               | (5)                  | (6)               | (7)                  |                   |
| Penduduk Berumur 0+ Tahun<br>Population 0+ Years Of Age and Over                   | 98 837 880                         | 98 600 528           | 99 139 834        | 100 012 643          | 100 635 635       | 102 922 634          |                   |
| Penduduk Berumur 15 Tahun ke Atas<br>Population 15 Years of Age and Over           | 72 992 750                         | 73 551 579           | 74 197 984        | 74 869 668           | 75 600 603        | 76 070 323           |                   |
| Angkatan Kerja/Economically Active   | 46 313 203                         | 47 439 003           | 47 654 891        | 48 351 273           | 49 007 362        | 49 689 741           |                   |
| Bekerja/Working  | 41 072 316                         | 42 251 347           | 42 598 605        | 43 198 857           | 44 163 412        | 45 032 796           |                   |
| Pengangguran Terbuka/Unemployment  | 5 240 887                          | 5 187 656            | 5 056 286         | 5 152 416            | 4 843 950         | 4 656 945            |                   |
| Bukan Angkatan Kerja/Not Economically Active                                       | 26 679 547                         | 26 112 576           | 26 543 093        | 26 518 395           | 26 593 241        | 26 380 582           |                   |
| Sekolah/Attending School   | 7 492 969                          | 7 345 607            | 7 510 714         | 7 698 054            | 7 942 030         | 7 739 855            |                   |
| Mengurus Rumah tangga/House Keeping  | 15 178 828                         | 14 945 186           | 15 228 307        | 15 155 827           | 14 995 727        | 14 934 111           |                   |
| Lainnya/Others   | 4 007 750                          | 3 821 783            | 3 804 072         | 3 664 514            | 3 655 484         | 3 706 616            |                   |
| T P A K (Tingkat Partisipasi Angkatan Kerja)<br>Labor Force Participation Rate (%) | 63.45                              | 64.50                | 64.23             | 64.58                | 64.82             | 65.32                |                   |
| T P T (Tingkat Pengangguran Terbuka)<br>Unemployment Rate (%)                      | 11.32                              | 10.94                | 10.61             | 10.66                | 9.88              | 9.37                 |                   |
| Pekerja Tidak Penuh<br>Less than Normal Working Hours                              | 7 727 596                          | 7 951 278            | 7 963 017         | 7 960 605            | 8 539 100         | 7 876 548            |                   |
| Setengah Penganggur/Underemployment  | 3 804 678                          | 3 789 611            | 3 728 932         | 3 897 325            | 4 132 535         | 3 687 834            |                   |
| Paruh Waktu/Part-time Worker   | 3 922 918                          | 4 161 667            | 4 234 085         | 4 063 280            | 4 406 565         | 4 188 714            |                   |

**Tabel** A.3 Penduduk Berumur 15 Tahun ke Atas Menurut Jenis Kegiatan  
**Table** A.3 *Population 15 Years of Age and Over by Type of Activity*  
 Tahun/Years 2008 - 2010

| Jenis Kegiatan<br>Type of Activity<br>(1)   | Tahun / Years                   |                   |                      |                   |                      |                   |
|---|---------------------------------|-------------------|----------------------|-------------------|----------------------|-------------------|
|   | 2008                            |                   | 2009                 |                   | 2010                 |                   |
|   | Februari<br>February            | Agustus<br>August | Februari<br>February | Agustus<br>August | Februari<br>February | Agustus<br>August |
|   | (2)                             | (3)               | (4)                  | (5)               | (6)                  | (7)               |
| Perdesaan/Rural   | Laki-laki+Perempuan/Male+Female |                   |                      |                   |                      |                   |
| Penduduk Berumur 0+ Tahun<br><i>Population 0+ Years Of Age and Over</i>                   | 128 685 405                     | 130 433 467       | 131 231 552          | 131 820 191       | 132 608 857          | 135 296 758       |
| Penduduk Berumur 15 Tahun ke Atas<br><i>Population 15 Years of Age and Over</i>           | 92 573 242                      | 93 089 471        | 94 066 464           | 94 458 540        | 95 416 813           | 96 000 016        |
| Angkatan Kerja/ <i>Economically Active</i>  | 65 164 244                      | 64 508 262        | 66 089 517           | 65 482 007        | 66 990 700           | 66 837 805        |
| Bekerja/ <i>Working</i>   | 60 977 541                      | 60 301 403        | 61 886 839           | 61 671 806        | 63 242 160           | 63 174 971        |
| Pengangguran Terbuka/ <i>Unemployment</i>   | 4 186 703                       | 4 206 859         | 4 202 678            | 3 810 201         | 3 748 540            | 3 662 834         |
| Bukan Angkatan Kerja/ <i>Not Economically Active</i>                                      | 27 408 998                      | 28 581 209        | 27 976 947           | 28 976 533        | 28 426 113           | 29 162 211        |
| Sekolah/ <i>Attending School</i>  | 5 788 138                       | 5 880 459         | 6 155 189            | 6 112 792         | 6 257 431            | 6 271 923         |
| Mengurus Rumah tangga/ <i>House Keeping</i>   | 16 943 941                      | 17 825 755        | 17 350 113           | 18 191 123        | 17 424 068           | 18 037 345        |
| Lainnya/ <i>Others</i>  | 4 676 919                       | 4 874 995         | 4 471 645            | 4 672 618         | 4 744 614            | 4 852 943         |
| T P A K (Tingkat Partisipasi Angkatan Kerja)<br><i>Labor Force Participation Rate (%)</i> | 70.39                           | 69.30             | 70.26                | 69.32             | 70.21                | 69.62             |
| T P T (Tingkat Pengangguran Terbuka)<br><i>Unemployment Rate (%)</i>                      | 6.42                            | 6.52              | 6.36                 | 5.82              | 5.60                 | 5.48              |
| Pekerja Tidak Penuh<br><i>Less than Normal Working Hours</i>                              | 22 916 845                      | 23 138 090        | 23 400 277           | 23 609 329        | 24 263 841           | 25 392 790        |
| Setengah Penganggur/ <i>Underemployment</i>   | 10 790 474                      | 11 126 895        | 11 273 054           | 11 498 245        | 11 140 408           | 11 570 921        |
| Paruh Waktu/ <i>Part-time Worker</i>  | 12 126 371                      | 12 011 195        | 12 127 223           | 12 111 084        | 13 123 433           | 13 821 869        |

**Tabel** A.4 Penduduk Berumur 15 Tahun ke Atas Menurut Jenis Kegiatan  
**Table** A.4 Population 15 Years of Age and Over by Type of Activity  
 Tahun/Years 2008 - 2010

| Perkotaan+Perdesaan/Urban+Rural  |     | Laki-laki/Male       |                   |                      |                   |                      |                   |
|--|-----|----------------------|-------------------|----------------------|-------------------|----------------------|-------------------|
| Jenis Kegiatan<br>Type of Activity   | (1) | Tahun / Years        |                   |                      |                   |                      |                   |
|  |     | 2008                 |                   | 2009                 |                   | 2010                 |                   |
|  |     | Februari<br>February | Agustus<br>August | Februari<br>February | Agustus<br>August | Februari<br>February | Agustus<br>August |
|  | (2) | (3)                  | (4)               | (5)                  | (6)               | (7)                  |                   |
| Penduduk Berumur 0+ Tahun<br>Population 0+ Years Of Age and Over                   |     | 113 949 841          | 114 586 031       | 115 316 997          | 116 050 632       | 116 756 066          | 119 852 909       |
| Penduduk Berumur 15 Tahun ke Atas<br>Population 15 Years of Age and Over           |     | 82 341 609           | 82 841 198        | 83 642 567           | 84 174 122        | 85 014 767           | 85 820 939        |
| Angkatan Kerja/Economically Active   |     | 68 825 081           | 69 144 337        | 69 938 391           | 70 409 087        | 70 843 866           | 71 881 763        |
| Bekerja/Working  |     | 63 359 647           | 63 899 278        | 64 539 117           | 65 122 526        | 65 969 742           | 67 462 223        |
| Pengangguran Terbuka/Unemployment  |     | 5 465 434            | 5 245 059         | 5 399 274            | 5 286 561         | 4 874 124            | 4 419 540         |
| Bukan Angkatan Kerja/Not Economically Active                                       |     | 13 516 528           | 13 696 861        | 13 704 176           | 13 765 035        | 14 170 901           | 13 939 176        |
| Sekolah/Attending School   |     | 6 535 607            | 6 800 258         | 6 971 313            | 7 046 339         | 7 288 450            | 7 092 205         |
| Mengurus Rumah tangga/House Keeping  |     | 1 640 911            | 1 591 625         | 1 581 888            | 1 538 585         | 1 498 027            | 1 550 879         |
| Lainnya/Others   |     | 5 340 010            | 5 304 978         | 5 150 975            | 5 180 111         | 5 384 424            | 5 296 092         |
| T P A K (Tingkat Partisipasi Angkatan Kerja)<br>Labor Force Participation Rate (%) |     | 83.58                | 83.47             | 83.62                | 83.65             | 83.33                | 83.76             |
| T P T (Tingkat Pengangguran Terbuka)<br>Unemployment Rate (%)                      |     | 7.94                 | 7.59              | 7.72                 | 7.51              | 6.88                 | 6.15              |
| Pekerja Tidak Penuh<br>Less than Normal Working Hours                              |     | 15 357 916           | 15 593 354        | 16 002 445           | 15 672 949        | 16 146 167           | 16 621 834        |
| Setengah Penganggur/Underemployment  |     | 8 663 921            | 8 576 340         | 8 961 040            | 8 724 692         | 8 735 802            | 8 647 031         |
| Paruh Waktu/Part-time Worker   |     | 6 693 995            | 7 017 014         | 7 041 405            | 6 948 257         | 7 410 365            | 7 974 803         |

**Tabel** A.5 Penduduk Berumur 15 Tahun ke Atas Menurut Jenis Kegiatan  
**Table** A.5 Population 15 Years of Age and Over by Type of Activity  
 Tahun/Years 2008 - 2010

| Jenis Kegiatan<br>Type of Activity<br>(1)  | Tahun / Years        |                   |                      |                   |                      |                   |
|--|----------------------|-------------------|----------------------|-------------------|----------------------|-------------------|
|  | 2008                 |                   | 2009                 |                   | 2010                 |                   |
|  | Februari<br>February | Agustus<br>August | Februari<br>February | Agustus<br>August | Februari<br>February | Agustus<br>August |
|  | (2)                  | (3)               | (4)                  | (5)               | (6)                  | (7)               |
| Penduduk Berumur 0+ Tahun<br>Population 0+ Years Of Age and Over                   | 113 573 444          | 114 447 964       | 115 054 389          | 115 782 202       | 116 488 426          | 118 366 483       |
| Penduduk Berumur 15 Tahun ke Atas<br>Population 15 Years of Age and Over           | 83 224 383           | 83 799 852        | 84 621 881           | 85 154 086        | 86 002 649           | 86 249 400        |
| Angkatan Kerja/Economically Active   | 42 652 366           | 42 802 928        | 43 806 017           | 43 424 193        | 45 154 196           | 44 645 783        |
| Bekerja/Working  | 38 690 210           | 38 653 472        | 39 946 327           | 39 748 137        | 41 435 830           | 40 745 544        |
| Pengangguran Terbuka/Unemployment  | 3 962 156            | 4 149 456         | 3 859 690            | 3 676 056         | 3 718 366            | 3 900 239         |
| Bukan Angkatan Kerja/Not Economically Active                                       | 40 572 017           | 40 996 924        | 40 815 864           | 41 729 893        | 40 848 453           | 41 603 617        |
| Sekolah/Attending School   | 6 745 500            | 6 425 808         | 6 694 590            | 6 764 507         | 6 911 011            | 6 919 573         |
| Mengurus Rumah tangga/House Keeping  | 30 481 858           | 31 179 316        | 30 996 532           | 31 808 365        | 30 921 768           | 31 420 577        |
| Lainnya/Others   | 3 344 659            | 3 391 800         | 3 124 742            | 3 157 021         | 3 015 674            | 3 263 467         |
| T P A K (Tingkat Partisipasi Angkatan Kerja)<br>Labor Force Participation Rate (%) | 51.25                | 51.08             | 51.77                | 50.99             | 52.50                | 51.76             |
| T P T (Tingkat Pengangguran Terbuka)<br>Unemployment Rate (%)                      | 9.29                 | 9.69              | 8.81                 | 8.47              | 8.23                 | 8.74              |
| Pekerja Tidak Penuh<br>Less than Normal Working Hours                              | 15 286 525           | 15 496 014        | 15 360 849           | 15 896 985        | 16 656 774           | 16 647 504        |
| Setengah Penganggur/Underemployment  | 5 931 231            | 6 340 166         | 6 040 946            | 6 670 878         | 6 537 141            | 6 611 724         |
| Paruh Waktu/Part-time Worker   | 9 355 294            | 9 155 848         | 9 319 903            | 9 226 107         | 10 119 633           | 10 035 780        |

**Tabel B.1** Penduduk Berumur 15 Tahun ke Atas yang Termasuk Angkatan Kerja Menurut Provinsi  
**Table B.1** Population 15 Years of Age and Over Who are in Labor Force by Province  
 Tahun/Years 2008 - 2010

| Perkotaan+Perdesaan/Urban+Rural |                    |   |            |                    |   |            |                    |   |            |                    |   |            |                    |   |            |                    |   |            | Laki-laki+Perempuan/Male+Female |  |  |
|---------------------------------|--------------------|---|------------|--------------------|---|------------|--------------------|---|------------|--------------------|---|------------|--------------------|---|------------|--------------------|---|------------|---------------------------------|--|--|
| Tahun / Years                   |                    |   |            |                    |   |            |                    |   |            |                    |   |            |                    |   |            |                    |   |            |                                 |  |  |
| Provinsi<br>Province            | 2008               |   |            |                    |   |            | 2009               |   |            |                    |   |            | 2010               |   |            |                    |   |            |                                 |  |  |
|                                 | Februari/February  |   |            | Agustus/August     |   |            | Februari/February  |   |            | Agustus/August     |   |            | Februari/February  |   |            | Agustus/August     |   |            |                                 |  |  |
|                                 | Bekerja<br>Working | Pengangguran<br>Terbuka<br>Unemployment | TPT<br>(%) | Bekerja<br>Working | Pengangguran<br>Terbuka<br>Unemployment | TPT<br>(%) | Bekerja<br>Working | Pengangguran<br>Terbuka<br>Unemployment | TPT<br>(%) | Bekerja<br>Working | Pengangguran<br>Terbuka<br>Unemployment | TPT<br>(%) | Bekerja<br>Working | Pengangguran<br>Terbuka<br>Unemployment | TPT<br>(%) | Bekerja<br>Working | Pengangguran<br>Terbuka<br>Unemployment | TPT<br>(%) |                                 |  |  |
| (1)                             | (2)                | (3)                                     | (4)        | (5)                | (6)                                     | (7)        | (8)                | (9)                                     | (10)       | (11)               | (12)                                    | (13)       | (14)               | (15)                                    | (16)       | (17)               | (18)                                    | (19)       |                                 |  |  |
| Aceh                            | 1 617 622          | 163 868                                 | 9.20       | 1 621 998          | 171 412                                 | 9.56       | 1 691 584          | 173 624                                 | 9.31       | 1 732 561          | 165 361                                 | 8.71       | 1 766 670          | 166 275                                 | 8.60       | 1 776 254          | 162 265                                 | 8.37       |                                 |  |  |
| Sumatra Utara                   | 5 364 414          | 566 478                                 | 9.55       | 5 540 263          | 554 539                                 | 9.10       | 5 800 771          | 521 643                                 | 8.25       | 5 765 643          | 532 427                                 | 8.45       | 5 890 066          | 512 825                                 | 8.01       | 6 125 571          | 491 806                                 | 7.43       |                                 |  |  |
| Sumatra Barat                   | 1 919 044          | 206 740                                 | 9.73       | 1 956 378          | 171 134                                 | 8.04       | 2 008 713          | 172 253                                 | 7.90       | 1 998 922          | 173 080                                 | 7.97       | 2 101 027          | 172 084                                 | 7.57       | 2 041 454          | 152 586                                 | 6.95       |                                 |  |  |
| Riau                            | 2 025 384          | 208 931                                 | 9.35       | 2 055 863          | 183 522                                 | 8.20       | 2 097 955          | 206 471                                 | 8.96       | 2 067 357          | 193 505                                 | 8.56       | 2 178 403          | 169 164                                 | 7.21       | 2 170 247          | 207 247                                 | 8.72       |                                 |  |  |
| Jambi                           | 1 182 673          | 74 222                                  | 5.91       | 1 224 483          | 66 371                                  | 5.14       | 1 272 520          | 69 857                                  | 5.20       | 1 260 592          | 73 904                                  | 5.54       | 1 290 706          | 60 055                                  | 4.45       | 1 462 405          | 83 278                                  | 5.39       |                                 |  |  |
| Sumatra Selatan                 | 3 162 257          | 292 054                                 | 8.45       | 3 191 355          | 280 657                                 | 8.08       | 3 195 765          | 292 234                                 | 8.38       | 3 196 894          | 263 471                                 | 7.61       | 3 382 059          | 237 118                                 | 6.55       | 3 421 193          | 243 851                                 | 6.65       |                                 |  |  |
| Bengkulu                        | 802 963            | 33 285                                  | 3.98       | 770 642            | 39 719                                  | 4.90       | 821 706            | 46 054                                  | 5.31       | 787 308            | 42 141                                  | 5.08       | 842 828            | 35 677                                  | 4.06       | 815 741            | 39 285                                  | 4.59       |                                 |  |  |
| Lampung                         | 3 428 784          | 230 388                                 | 6.30       | 3 313 553          | 255 217                                 | 7.15       | 3 507 395          | 230 942                                 | 6.18       | 3 387 175          | 239 980                                 | 6.62       | 3 530 170          | 223 486                                 | 5.95       | 3 737 078          | 220 619                                 | 5.57       |                                 |  |  |
| Bangka Belitung                 | 472 369            | 29 017                                  | 5.79       | 492 949            | 31 421                                  | 5.99       | 529 315            | 26 817                                  | 4.82       | 506 284            | 33 126                                  | 6.14       | 527 392            | 23 324                                  | 4.24       | 585 136            | 34 927                                  | 5.63       |                                 |  |  |
| Kepulauan Riau                  | 597 159            | 55 378                                  | 8.49       | 612 667            | 53 333                                  | 8.01       | 616 273            | 52 237                                  | 7.81       | 626 456            | 55 313                                  | 8.11       | 653 012            | 50 729                                  | 7.21       | 769 486            | 57 049                                  | 6.90       |                                 |  |  |
| DKI Jakarta                     | 4 054 976          | 504 132                                 | 11.06      | 4 191 966          | 580 511                                 | 12.16      | 4 186 956          | 570 562                                 | 11.99      | 4 118 390          | 569 337                                 | 12.15      | 4 208 905          | 537 468                                 | 11.32      | 4 689 761          | 582 843                                 | 11.05      |                                 |  |  |
| Jawa Barat                      | 16 164 835         | 2 262 407                               | 12.28      | 16 480 395         | 2 263 584                               | 12.08      | 16 787 464         | 2 257 660                               | 11.85      | 16 901 430         | 2 079 830                               | 10.96      | 17 182 807         | 2 031 550                               | 10.57      | 16 942 444         | 1 951 391                               | 10.33      |                                 |  |  |
| Jawa Tengah                     | 16 106 028         | 1 234 645                               | 7.12       | 15 463 658         | 1 227 308                               | 7.35       | 15 401 496         | 1 208 671                               | 7.28       | 15 835 382         | 1 252 267                               | 7.33       | 15 956 034         | 1 174 897                               | 6.86       | 15 809 447         | 1 046 883                               | 6.21       |                                 |  |  |
| D.I. Yogyakarta                 | 1 863 747          | 119 785                                 | 6.04       | 1 892 205          | 107 529                                 | 5.38       | 1 925 630          | 122 972                                 | 6.00       | 1 895 648          | 121 046                                 | 6.00       | 1 942 764          | 124 379                                 | 6.02       | 1 775 148          | 107 148                                 | 5.69       |                                 |  |  |
| Jawa Timur                      | 18 861 360         | 1 255 885                               | 6.24       | 18 882 277         | 1 296 313                               | 6.42       | 19 123 221         | 1 193 552                               | 5.87       | 19 305 056         | 1 033 512                               | 5.08       | 19 611 540         | 1 011 950                               | 4.91       | 18 698 108         | 828 943                                 | 4.25       |                                 |  |  |
| Banten                          | 3 652 525          | 601 836                                 | 14.15      | 3 668 895          | 656 560                                 | 15.18      | 3 792 825          | 663 895                                 | 14.90      | 3 704 778          | 652 462                                 | 14.97      | 3 814 715          | 627 828                                 | 14.13      | 4 583 085          | 726 377                                 | 13.68      |                                 |  |  |
| Bali                            | 1 999 185          | 95 512                                  | 4.56       | 2 029 730          | 69 548                                  | 3.31       | 2 000 453          | 60 405                                  | 2.93       | 2 057 118          | 66 470                                  | 3.13       | 2 041 337          | 75 635                                  | 3.57       | 2 177 358          | 68 791                                  | 3.06       |                                 |  |  |
| Nusa Tenggara Barat             | 1 965 602          | 107 795                                 | 5.20       | 1 904 781          | 124 300                                 | 6.13       | 1 915 234          | 124 940                                 | 6.12       | 1 967 380          | 131 258                                 | 6.25       | 2 003 781          | 122 837                                 | 5.78       | 2 132 933          | 119 143                                 | 5.29       |                                 |  |  |
| Nusa Tenggara Timur             | 2 129 110          | 81 766                                  | 3.70       | 2 086 105          | 80 814                                  | 3.73       | 2 278 031          | 65 160                                  | 2.78       | 2 160 733          | 89 395                                  | 3.97       | 2 304 772          | 83 324                                  | 3.49       | 2 061 229          | 71 152                                  | 3.34       |                                 |  |  |
| Kalimantan Barat                | 2 025 118          | 140 561                                 | 6.49       | 2 040 767          | 116 782                                 | 5.41       | 2 129 999          | 127 186                                 | 5.63       | 2 081 211          | 119 684                                 | 5.44       | 2 152 247          | 125 188                                 | 5.50       | 2 095 705          | 101 620                                 | 4.62       |                                 |  |  |
| Kalimantan Tengah               | 1 026 211          | 51 620                                  | 4.79       | 982 198            | 47 247                                  | 4.59       | 1 031 818          | 49 008                                  | 4.53       | 998 967            | 48 435                                  | 4.62       | 1 058 281          | 42 731                                  | 3.88       | 1 022 580          | 44 153                                  | 4.14       |                                 |  |  |
| Kalimantan Selatan              | 1 594 760          | 118 374                                 | 6.91       | 1 670 139          | 110 081                                 | 6.18       | 1 635 177          | 118 406                                 | 6.75       | 1 705 905          | 115 812                                 | 6.36       | 1 738 366          | 108 745                                 | 5.89       | 1 743 622          | 96 674                                  | 5.25       |                                 |  |  |
| Kalimantan Timur                | 1 106 982          | 142 506                                 | 11.41      | 1 259 587          | 157 376                                 | 11.11      | 1 323 369          | 165 087                                 | 11.09      | 1 302 772          | 158 224                                 | 10.83      | 1 374 563          | 160 477                                 | 10.45      | 1 481 898          | 166 557                                 | 10.10      |                                 |  |  |
| Sulawesi Utara                  | 917 363            | 129 302                                 | 12.35      | 912 198            | 108 754                                 | 10.65      | 962 627            | 114 528                                 | 10.63      | 940 173            | 110 957                                 | 10.56      | 961 648            | 112 608                                 | 10.48      | 936 939            | 99 635                                  | 9.61       |                                 |  |  |
| Sulawesi Tengah                 | 1 131 027          | 88 430                                  | 7.25       | 1 131 706          | 65 282                                  | 5.45       | 1 173 089          | 63 154                                  | 5.11       | 1 149 718          | 66 009                                  | 5.43       | 1 223 979          | 62 964                                  | 4.89       | 1 164 226          | 56 228                                  | 4.61       |                                 |  |  |
| Sulawesi Selatan                | 2 933 093          | 343 764                                 | 10.49      | 3 136 111          | 311 768                                 | 9.04       | 3 095 365          | 296 559                                 | 8.74       | 3 222 256          | 314 664                                 | 8.90       | 3 276 523          | 284 370                                 | 7.99       | 3 272 365          | 298 952                                 | 8.37       |                                 |  |  |
| Sulawesi Tenggara               | 905 085            | 58 253                                  | 6.05       | 923 118            | 56 138                                  | 5.73       | 933 029            | 53 067                                  | 5.38       | 950 876            | 47 319                                  | 4.74       | 984 271            | 49 297                                  | 4.77       | 997 678            | 48 221                                  | 4.61       |                                 |  |  |
| Gorontalo                       | 393 567            | 29 809                                  | 7.04       | 405 126            | 24 258                                  | 5.65       | 439 460            | 23 429                                  | 5.06       | 420 962            | 26 351                                  | 5.89       | 460 355            | 24 479                                  | 5.05       | 432 926            | 23 573                                  | 5.16       |                                 |  |  |
| Sulawesi Barat                  | 450 687            | 27 149                                  | 5.68       | 473 309            | 22 650                                  | 4.57       | 490 434            | 25 393                                  | 4.92       | 488 080            | 23 064                                  | 4.51       | 523 760            | 22 408                                  | 4.10       | 514 867            | 17 304                                  | 3.25       |                                 |  |  |
| Maluku                          | 493 117            | 61 231                                  | 11.05      | 499 555            | 59 684                                  | 10.67      | 528 509            | 61 194                                  | 10.38      | 533 015            | 63 015                                  | 10.57      | 567 902            | 57 041                                  | 9.13       | 586 430            | 64 909                                  | 9.97       |                                 |  |  |
| Maluku Utara                    | 388 113            | 29 338                                  | 7.03       | 394 557            | 27 323                                  | 6.48       | 411 538            | 29 117                                  | 6.61       | 393 834            | 28 564                                  | 6.76       | 396 715            | 25 451                                  | 6.03       | 411 361            | 26 397                                  | 6.03       |                                 |  |  |
| Papua Barat                     | 312 205            | 32 000                                  | 9.30       | 316 193            | 26 189                                  | 7.65       | 332 796            | 27 864                                  | 7.73       | 325 759            | 26 626                                  | 7.56       | 339 195            | 28 559                                  | 7.77       | 316 547            | 26 341                                  | 7.68       |                                 |  |  |
| Papua                           | 1 002 492          | 51 129                                  | 4.85       | 1 028 023          | 47 191                                  | 4.39       | 1 044 927          | 45 023                                  | 4.13       | 1 082 028          | 46 008                                  | 4.08       | 1 118 779          | 47 567                                  | 4.08       | 1 456 545          | 53 631                                  | 3.55       |                                 |  |  |
| Jumlah/Total                    | 102 049 857        | 9 427 590                               | 8.46       | 102 552 750        | 9 394 515                               | 8.39       | 104 485 444        | 9 258 964                               | 8.14       | 104 870 663        | 8 962 617                               | 7.87       | 107 405 572        | 8 592 490                               | 7.41       | 108 207 767        | 8 319 779                               | 7.14       |                                 |  |  |

**Tabel B.2** Penduduk Berumur 15 Tahun ke Atas yang Termasuk Angkatan Kerja Menurut Provinsi  
**Table** Population 15 Years of Age and Over Who are in Labor Force by Province

| Provinsi<br>Province | Tahun / Years      |  |              |                    |  |              |                    |  |              |                    |  |              |                    |  |             |                    |  |             |
|----------------------|--------------------|--|--------------|--------------------|--|--------------|--------------------|--|--------------|--------------------|--|--------------|--------------------|--|-------------|--------------------|--|-------------|
|                      | 2008               |  |              |                    |  |              | 2009               |  |              |                    |  |              | 2010               |  |             |                    |  |             |
|                      | Februari/February  |  |              | Agustus/August     |  |              | Februari/February  |  |              | Agustus/August     |  |              | Februari/February  |  |             | Agustus/August     |  |             |
|                      | Bekerja<br>Working | Penganggura<br>n<br>Terbuka<br>Unemploymen | TPT<br>(%)   | Bekerja<br>Working | Penganggura<br>n<br>Terbuka<br>Unemploymen | TPT<br>(%)   | Bekerja<br>Working | Penganggura<br>n<br>Terbuka<br>Unemploymen | TPT<br>(%)   | Bekerja<br>Working | Penganggura<br>n<br>Terbuka<br>Unemploymen | TPT<br>(%)   | Bekerja<br>Working | Penganggura<br>n<br>Terbuka<br>Unemploymen | TPT<br>(%)  | Bekerja<br>Working | Penganggura<br>n<br>Terbuka<br>Unemploymen | TPT<br>(%)  |
| (1)                  | (2)                | (3)  | (4)          | (5)                | (6)  | (7)          | (8)                | (9)  | (10)         | (11)               | (12)                                       | (13)         | (14)               | (15)                                       | (16)        | (17)               | (18)                                       | (19)        |
| Aceh                 | 403 724            | 69 079                                     | 14.61        | 489 195            | 59 890                                     | 10.91        | 481 447            | 62 235                                     | 11.45        | 529 070            | 55 557                                     | 9.50         | 518 614            | 65 388                                     | 11.20       | 535 817            | 56 528                                     | 9.54        |
| Sumatra Utara        | 2 184 023          | 330 240                                    | 13.13        | 2 296 761          | 297 153                                    | 11.46        | 2 424 362          | 294 744                                    | 10.84        | 2 348 822          | 326 467                                    | 12.20        | 2 450 800          | 313 016                                    | 11.33       | 2 399 986          | 291 675                                    | 10.84       |
| Sumatra Barat        | 532 266            | 81 748                                     | 13.31        | 563 789            | 70 527                                     | 11.12        | 581 844            | 72 592                                     | 11.09        | 572 696            | 77 489                                     | 11.92        | 623 788            | 74 907                                     | 10.72       | 574 606            | 67 554                                     | 10.52       |
| Riau                 | 578 793            | 101 189                                    | 14.88        | 609 032            | 87 766                                     | 12.60        | 632 853            | 89 769                                     | 12.42        | 617 930            | 87 763                                     | 12.44        | 651 356            | 78 936                                     | 10.81       | 716 826            | 80 855                                     | 10.14       |
| Jambi                | 295 200            | 36 909                                     | 11.11        | 323 864            | 25 442                                     | 7.28         | 343 701            | 23 754                                     | 6.46         | 340 545            | 25 531                                     | 6.97         | 345 675            | 13 096                                     | 3.65        | 384 953            | 22 782                                     | 5.59        |
| Sumatra Selatan      | 852 771            | 176 609                                    | 17.16        | 936 282            | 152 122                                    | 13.98        | 933 019            | 137 640                                    | 12.86        | 946 329            | 154 339                                    | 14.02        | 1 007 588          | 117 897                                    | 10.48       | 1 021 985          | 138 338                                    | 11.92       |
| Bengkulu             | 197 717            | 13 999                                     | 6.61         | 212 056            | 16 672                                     | 7.29         | 203 854            | 22 921                                     | 10.11        | 204 628            | 20 169                                     | 8.97         | 217 607            | 16 728                                     | 7.14        | 205 340            | 19 602                                     | 8.71        |
| Lampung              | 751 987            | 57 209                                     | 7.07         | 680 321            | 90 002                                     | 11.68        | 712 733            | 81 493                                     | 10.26        | 705 634            | 80 178                                     | 10.20        | 724 369            | 78 492                                     | 9.78        | 714 879            | 80 930                                     | 10.17       |
| Bangka Belitung      | 186 558            | 17 889                                     | 8.75         | 202 984            | 18 271                                     | 8.26         | 221 148            | 17 506                                     | 7.34         | 214 959            | 18 832                                     | 8.06         | 223 635            | 11 734                                     | 4.99        | 231 159            | 19 722                                     | 7.86        |
| Kepulauan Riau       | 476 265            | 44 784                                     | 8.59         | 514 657            | 44 832                                     | 8.01         | 508 749            | 47 756                                     | 8.58         | 529 059            | 48 393                                     | 8.38         | 535 470            | 42 405                                     | 7.34        | 648 350            | 49 306                                     | 7.07        |
| DKI Jakarta          | 4 054 976          | 504 132                                    | 11.06        | 4 191 966          | 580 511                                    | 12.16        | 4 186 956          | 570 562                                    | 11.99        | 4 118 390          | 569 337                                    | 12.15        | 4 208 905          | 537 468                                    | 11.32       | 4 689 761          | 582 843                                    | 11.05       |
| Jawa Barat           | 7 922 261          | 1 369 804                                  | 14.74        | 8 408 844          | 1 330 941                                  | 13.66        | 8 377 200          | 1 318 936                                  | 13.60        | 8 660 010          | 1 247 567                                  | 12.59        | 8 855 403          | 1 192 660                                  | 11.87       | 8 819 115          | 1 126 607                                  | 11.33       |
| Jawa Tengah          | 6 377 148          | 568 803                                    | 8.19         | 6 127 127          | 557 597                                    | 8.34         | 6 102 397          | 524 768                                    | 7.92         | 6 230 155          | 639 349                                    | 9.31         | 6 279 733          | 586 119                                    | 8.54        | 6 169 251          | 483 015                                    | 7.26        |
| D.I. Yogyakarta      | 1 015 657          | 93 325                                     | 8.42         | 1 066 021          | 75 130                                     | 6.58         | 1 039 299          | 85 729                                     | 7.62         | 1 057 841          | 85 505                                     | 7.48         | 1 075 686          | 86 275                                     | 7.42        | 995 349            | 74 605                                     | 6.97        |
| Jawa Timur           | 7 227 062          | 709 697                                    | 8.94         | 7 256 238          | 697 443                                    | 8.77         | 7 282 614          | 660 561                                    | 8.32         | 7 384 967          | 615 199                                    | 7.69         | 7 514 770          | 591 891                                    | 7.30        | 7 223 999          | 460 936                                    | 6.00        |
| Banten               | 2 061 892          | 327 007                                    | 13.69        | 2 076 023          | 400 881                                    | 16.18        | 2 190 467          | 362 641                                    | 14.20        | 2 184 249          | 402 457                                    | 15.56        | 2 243 705          | 379 128                                    | 14.45       | 2 865 951          | 436 510                                    | 13.22       |
| Bali                 | 972 376            | 63 633                                     | 6.14         | 986 160            | 40 201                                     | 3.92         | 975 400            | 39 908                                     | 3.93         | 1 003 496          | 42 274                                     | 4.04         | 993 936            | 47 720                                     | 4.58        | 1 100 636          | 51 463                                     | 4.47        |
| Nusa Tenggara Barat  | 689 349            | 54 952                                     | 7.38         | 691 121            | 59 542                                     | 7.93         | 692 135            | 60 227                                     | 8.01         | 729 855            | 69 655                                     | 8.71         | 718 726            | 59 451                                     | 7.64        | 742 337            | 56 771                                     | 7.10        |
| Nusa Tenggara Timur  | 260 247            | 30 072                                     | 10.36        | 270 759            | 29 090                                     | 9.70         | 306 314            | 24 439                                     | 7.39         | 285 621            | 32 479                                     | 10.21        | 306 084            | 28 118                                     | 8.41        | 276 652            | 30 718                                     | 9.99        |
| Kalimantan Barat     | 443 305            | 60 384                                     | 11.99        | 465 516            | 49 711                                     | 9.65         | 490 205            | 56 977                                     | 10.41        | 480 248            | 50 054                                     | 9.44         | 496 642            | 56 363                                     | 10.19       | 515 366            | 44 905                                     | 8.01        |
| Kalimantan Tengah    | 251 427            | 21 843                                     | 7.99         | 252 597            | 22 907                                     | 8.31         | 269 180            | 22 280                                     | 7.64         | 266 359            | 24 852                                     | 8.53         | 289 253            | 21 036                                     | 6.78        | 273 457            | 20 396                                     | 6.94        |
| Kalimantan Selatan   | 510 644            | 60 574                                     | 10.60        | 581 262            | 55 630                                     | 8.73         | 544 944            | 60 397                                     | 9.98         | 603 798            | 54 060                                     | 8.22         | 593 843            | 51 196                                     | 7.94        | 597 594            | 47 446                                     | 7.36        |
| Kalimantan Timur     | 573 361            | 90 873                                     | 13.68        | 646 807            | 105 511                                    | 14.02        | 676 194            | 102 976                                    | 13.22        | 680 677            | 100 089                                    | 12.82        | 688 742            | 102 539                                    | 12.96       | 780 207            | 96 960                                     | 11.05       |
| Sulawesi Utara       | 340 517            | 69 151                                     | 16.88        | 357 466            | 52 918                                     | 12.89        | 367 537            | 60 119                                     | 14.06        | 370 245            | 55 034                                     | 12.94        | 375 780            | 61 969                                     | 14.16       | 342 237            | 44 166                                     | 11.43       |
| Sulawesi Tengah      | 207 675            | 32 414                                     | 13.50        | 208 381            | 20 633                                     | 9.01         | 226 618            | 20 228                                     | 8.19         | 215 155            | 20 822                                     | 8.82         | 241 436            | 18 501                                     | 7.12        | 216 033            | 22 502                                     | 9.43        |
| Sulawesi Selatan     | 916 048            | 135 982                                    | 12.93        | 1 010 029          | 132 749                                    | 11.62        | 968 930            | 121 749                                    | 11.16        | 1 055 639          | 135 883                                    | 11.40        | 1 061 496          | 102 888                                    | 8.84        | 1 023 468          | 130 267                                    | 11.29       |
| Sulawesi Tenggara    | 158 996            | 17 473                                     | 9.90         | 166 313            | 23 248                                     | 12.26        | 173 821            | 23 425                                     | 11.88        | 174 356            | 21 249                                     | 10.86        | 190 557            | 22 648                                     | 10.62       | 208 416            | 26 895                                     | 11.43       |
| Gorontalo            | 95 748             | 10 480                                     | 9.87         | 108 553            | 9 176                                      | 7.79         | 110 892            | 8 378                                      | 7.02         | 116 102            | 9 439                                      | 7.52         | 122 130            | 7 701                                      | 5.93        | 109 698            | 7 116                                      | 6.09        |
| Sulawesi Barat       | 71 673             | 16 959                                     | 19.13        | 80 162             | 6 800                                      | 7.82         | 81 679             | 6 534                                      | 7.41         | 86 077             | 5 656                                      | 6.17         | 96 703             | 4 051                                      | 4.02        | 85 118             | 4 657                                      | 5.19        |
| Maluku               | 124 153            | 17 436                                     | 12.31        | 129 442            | 25 986                                     | 16.72        | 131 969            | 26 273                                     | 16.60        | 135 674            | 25 827                                     | 15.99        | 150 772            | 19 429                                     | 11.42       | 171 546            | 29 042                                     | 14.48       |
| Maluku Utara         | 91 363             | 13 602                                     | 12.96        | 100 034            | 13 572                                     | 11.95        | 111 416            | 10 910                                     | 8.92         | 101 734            | 13 178                                     | 11.47        | 108 516            | 10 493                                     | 8.82        | 107 043            | 12 056                                     | 10.12       |
| Papua Barat          | 84 287             | 12 939                                     | 13.31        | 76 789             | 14 325                                     | 15.72        | 84 038             | 11 915                                     | 12.42        | 82 894             | 14 526                                     | 14.91        | 79 544             | 18 724                                     | 19.05       | 87 059             | 14 845                                     | 14.57       |
| Papua                | 162 847            | 29 697                                     | 15.42        | 164 796            | 20 477                                     | 11.05        | 164 690            | 25 944                                     | 13.61        | 165 643            | 23 207                                     | 12.29        | 172 148            | 24 983                                     | 12.67       | 198 602            | 24 932                                     | 11.15       |
| <b>Jumlah/Total</b>  | <b>41 072 316</b>  | <b>5 240 887</b>                           | <b>11.32</b> | <b>42 251 347</b>  | <b>5 187 656</b>                           | <b>10.94</b> | <b>42 598 605</b>  | <b>5 056 286</b>                           | <b>10.61</b> | <b>43 198 857</b>  | <b>5 152 416</b>                           | <b>10.66</b> | <b>44 163 412</b>  | <b>4 843 950</b>                           | <b>9.88</b> | <b>45 032 796</b>  | <b>4 656 945</b>                           | <b>9.37</b> |

**Tabel B.3** Penduduk Berumur 15 Tahun ke Atas yang Termasuk Angkatan Kerja Menurut Provinsi  
**Table B.3** Population 15 Years of Age and Over Who are in Labor Force by Province  
 Tahun/Years 2008 - 2010

| Provinsi<br>Province | Tahun / Years      |   |             |                    |  |             |                    |  |             |                    |  |             |                    |  |             |                    |  |             |
|----------------------|--------------------|---|-------------|--------------------|--|-------------|--------------------|--|-------------|--------------------|--|-------------|--------------------|--|-------------|--------------------|--|-------------|
|                      | 2008               |   |             |                    |  |             | 2009               |  |             |                    |  |             | 2010               |  |             |                    |  |             |
|                      | Februari/February  |   |             | Agustus/August     |  |             | Februari/February  |  |             | Agustus/August     |  |             | Februari/February  |  |             | Agustus/August     |  |             |
|                      | Bekerja<br>Working | Pengangguran<br>Terbuka<br>Unemployment | TPT<br>(%)  | Bekerja<br>Working | Penganggura<br>n<br>Terbuka<br>Unemploymen | TPT<br>(%)  | Bekerja<br>Working | Penganggura<br>n<br>Terbuka<br>Unemploymen | TPT<br>(%)  | Bekerja<br>Working | Penganggura<br>n<br>Terbuka<br>Unemploymen | TPT<br>(%)  | Bekerja<br>Working | Penganggura<br>n<br>Terbuka<br>Unemploymen | TPT<br>(%)  | Bekerja<br>Working | Penganggura<br>n<br>Terbuka<br>Unemploymen | TPT<br>(%)  |
| (1)                  | (2)                | (3)                                     | (4)         | (5)                | (6)  | (7)         | (8)                | (9)  | (10)        | (11)               | (12)                                       | (13)        | (14)               | (15)                                       | (16)        | (17)               | (18)                                       | (19)        |
| Aceh                 | 1 213 898          | 94 789                                  | 7.24        | 1 132 803          | 111 522                                    | 8.96        | 1 210 137          | 111 389                                    | 8.43        | 1 203 491          | 109 804                                    | 8.36        | 1 248 056          | 100 887                                    | 7.48        | 1 240 437          | 105 737                                    | 7.85        |
| Sumatra Utara        | 3 180 391          | 236 238                                 | 6.91        | 3 243 502          | 257 386                                    | 7.35        | 3 376 409          | 226 899                                    | 6.30        | 3 416 821          | 205 960                                    | 5.69        | 3 439 266          | 199 809                                    | 5.49        | 3 725 585          | 200 131                                    | 5.10        |
| Sumatra Barat        | 1 386 778          | 124 992                                 | 8.27        | 1 392 589          | 100 607                                    | 6.74        | 1 426 869          | 99 661                                     | 6.53        | 1 426 226          | 95 591                                     | 6.28        | 1 477 239          | 97 177                                     | 6.17        | 1 466 848          | 85 032                                     | 5.48        |
| Riau                 | 1 446 591          | 107 742                                 | 6.93        | 1 446 831          | 95 756                                     | 6.21        | 1 465 102          | 116 702                                    | 7.38        | 1 449 427          | 105 742                                    | 6.80        | 1 527 047          | 90 228                                     | 5.58        | 1 453 421          | 126 392                                    | 8.00        |
| Jambi                | 887 473            | 37 313                                  | 4.03        | 900 619            | 40 929                                     | 4.35        | 928 819            | 46 103                                     | 4.73        | 920 047            | 48 373                                     | 5.00        | 945 031            | 46 959                                     | 4.73        | 1 077 452          | 60 496                                     | 5.32        |
| Sumatra Selatan      | 2 309 486          | 115 445                                 | 4.76        | 2 255 073          | 128 535                                    | 5.39        | 2 262 746          | 154 594                                    | 6.40        | 2 250 565          | 109 132                                    | 4.62        | 2 374 471          | 119 221                                    | 4.78        | 2 399 208          | 105 513                                    | 4.21        |
| Bengkulu             | 605 246            | 19 286                                  | 3.09        | 558 586            | 23 047                                     | 3.96        | 617 852            | 23 133                                     | 3.61        | 582 680            | 21 972                                     | 3.63        | 625 221            | 18 949                                     | 2.94        | 610 401            | 19 683                                     | 3.12        |
| Lampung              | 2 676 797          | 173 179                                 | 6.08        | 2 633 232          | 165 215                                    | 5.90        | 2 794 662          | 149 449                                    | 5.08        | 2 681 541          | 159 802                                    | 5.62        | 2 805 801          | 144 994                                    | 4.91        | 3 022 199          | 139 689                                    | 4.42        |
| Bangka Belitung      | 285 811            | 11 128                                  | 3.75        | 289 965            | 13 150                                     | 4.34        | 308 167            | 9 311                                      | 2.93        | 291 325            | 14 294                                     | 4.68        | 303 757            | 11 590                                     | 3.68        | 353 977            | 15 205                                     | 4.12        |
| Kepulauan Riau       | 120 894            | 10 594                                  | 8.06        | 98 010             | 8 501                                      | 7.98        | 107 524            | 4 481                                      | 4.00        | 97 397             | 6 920                                      | 6.63        | 117 542            | 8 324                                      | 6.61        | 121 136            | 7 743                                      | 6.01        |
| DKI Jakarta          | -                  | -                                       | -           | -                  | -  | -           | -                  | -  | -           | -                  | -  | -           | -                  | -  | -           | -                  | -  | -           |
| Jawa Barat           | 8 242 574          | 892 603                                 | 9.77        | 8 071 551          | 932 643                                    | 10.36       | 8 410 264          | 938 724                                    | 10.04       | 8 241 420          | 832 263                                    | 9.17        | 8 327 404          | 838 890                                    | 9.15        | 8 123 329          | 824 784                                    | 9.22        |
| Jawa Tengah          | 9 728 880          | 665 842                                 | 6.41        | 9 336 531          | 669 711                                    | 6.69        | 9 299 099          | 683 903                                    | 6.85        | 9 605 227          | 612 918                                    | 6.00        | 9 676 301          | 588 778                                    | 5.74        | 9 640 196          | 563 868                                    | 5.53        |
| D.I. Yogyakarta      | 848 090            | 26 460                                  | 3.03        | 826 184            | 32 399                                     | 3.77        | 886 331            | 37 243                                     | 4.03        | 837 807            | 35 541                                     | 4.07        | 867 078            | 38 104                                     | 4.21        | 779 799            | 32 543                                     | 4.01        |
| Jawa Timur           | 11 634 298         | 546 188                                 | 4.48        | 11 626 039         | 598 870                                    | 4.90        | 11 840 607         | 532 991                                    | 4.31        | 11 920 089         | 418 313                                    | 3.39        | 12 096 770         | 420 059                                    | 3.36        | 11 474 109         | 368 007                                    | 3.11        |
| Banten               | 1 590 633          | 274 829                                 | 14.73       | 1 592 872          | 255 679                                    | 13.83       | 1 602 358          | 301 254                                    | 15.83       | 1 520 529          | 250 005                                    | 14.12       | 1 571 010          | 248 700                                    | 13.67       | 1 717 134          | 289 867                                    | 14.44       |
| Bali                 | 1 026 809          | 31 879                                  | 3.01        | 1 043 570          | 29 347                                     | 2.74        | 1 025 053          | 20 497                                     | 1.96        | 1 053 622          | 24 196                                     | 2.24        | 1 047 401          | 27 915                                     | 2.60        | 1 076 722          | 17 328                                     | 1.58        |
| Nusa Tenggara Barat  | 1 276 253          | 52 843                                  | 3.98        | 1 213 660          | 64 758                                     | 5.07        | 1 223 099          | 64 713                                     | 5.03        | 1 237 525          | 61 603                                     | 4.74        | 1 285 055          | 63 386                                     | 4.70        | 1 390 596          | 62 372                                     | 4.29        |
| Nusa Tenggara Timur  | 1 868 863          | 51 694                                  | 2.69        | 1 815 346          | 51 724                                     | 2.77        | 1 971 717          | 40 721                                     | 2.02        | 1 875 112          | 56 916                                     | 2.95        | 1 998 688          | 55 206                                     | 2.69        | 1 784 577          | 40 434                                     | 2.22        |
| Kalimantan Barat     | 1 581 813          | 80 177                                  | 4.82        | 1 575 251          | 67 071                                     | 4.08        | 1 639 794          | 70 209                                     | 4.11        | 1 600 963          | 69 630                                     | 4.17        | 1 655 605          | 68 825                                     | 3.99        | 1 580 339          | 56 715                                     | 3.46        |
| Kalimantan Tengah    | 774 784            | 29 777                                  | 3.70        | 729 601            | 24 340                                     | 3.23        | 762 638            | 26 728                                     | 3.39        | 732 608            | 23 583                                     | 3.12        | 769 028            | 21 695                                     | 2.74        | 749 123            | 23 757                                     | 3.07        |
| Kalimantan Selatan   | 1 084 116          | 57 800                                  | 5.06        | 1 088 877          | 54 451                                     | 4.76        | 1 090 233          | 58 009                                     | 5.05        | 1 102 107          | 61 752                                     | 5.31        | 1 144 523          | 57 549                                     | 4.79        | 1 146 028          | 49 228                                     | 4.12        |
| Kalimantan Timur     | 533 621            | 51 633                                  | 8.82        | 612 780            | 51 865                                     | 7.80        | 647 175            | 62 111                                     | 8.76        | 622 095            | 58 135                                     | 8.55        | 685 821            | 57 938                                     | 7.79        | 701 691            | 69 597                                     | 9.02        |
| Sulawesi Utara       | 576 846            | 60 151                                  | 9.44        | 554 732            | 55 836                                     | 9.14        | 595 090            | 54 409                                     | 8.38        | 569 928            | 55 923                                     | 8.94        | 585 868            | 50 639                                     | 7.96        | 594 702            | 55 469                                     | 8.53        |
| Sulawesi Tengah      | 923 352            | 56 016                                  | 5.72        | 923 325            | 44 649                                     | 4.61        | 946 471            | 42 926                                     | 4.34        | 934 563            | 45 187                                     | 4.61        | 982 543            | 44 463                                     | 4.33        | 948 193            | 33 726                                     | 3.43        |
| Sulawesi Selatan     | 2 017 045          | 207 782                                 | 9.34        | 2 126 082          | 179 019                                    | 7.77        | 2 126 435          | 174 810                                    | 7.60        | 2 166 617          | 178 781                                    | 7.62        | 2 215 027          | 181 482                                    | 7.57        | 2 248 897          | 168 685                                    | 6.98        |
| Sulawesi Tenggara    | 746 089            | 40 780                                  | 5.18        | 756 805            | 32 890                                     | 4.16        | 759 208            | 29 642                                     | 3.76        | 776 520            | 26 070                                     | 3.25        | 793 714            | 26 649                                     | 3.25        | 789 262            | 21 326                                     | 2.63        |
| Gorontalo            | 297 819            | 19 329                                  | 6.09        | 296 573            | 15 082                                     | 4.84        | 328 568            | 15 051                                     | 4.38        | 304 860            | 16 912                                     | 5.26        | 338 225            | 16 778                                     | 4.73        | 323 228            | 16 457                                     | 4.84        |
| Sulawesi Barat       | 379 014            | 10 190                                  | 2.62        | 393 147            | 15 850                                     | 3.88        | 408 755            | 18 859                                     | 4.41        | 402 003            | 17 408                                     | 4.15        | 427 057            | 18 357                                     | 4.12        | 429 749            | 12 647                                     | 2.86        |
| Maluku               | 368 964            | 43 795                                  | 10.61       | 370 113            | 33 698                                     | 8.34        | 396 540            | 34 921                                     | 8.09        | 397 341            | 37 188                                     | 8.56        | 417 130            | 37 612                                     | 8.27        | 414 884            | 35 867                                     | 7.96        |
| Maluku Utara         | 296 750            | 15 736                                  | 5.04        | 294 523            | 13 751                                     | 4.46        | 300 122            | 18 207                                     | 5.72        | 292 100            | 15 386                                     | 5.00        | 288 199            | 14 958                                     | 4.93        | 304 318            | 14 341                                     | 4.50        |
| Papua Barat          | 227 918            | 19 061                                  | 7.72        | 239 404            | 11 864                                     | 4.72        | 248 758            | 15 949                                     | 6.03        | 242 865            | 12 100                                     | 4.75        | 259 651            | 9 835                                      | 3.65        | 229 488            | 11 496                                     | 4.77        |
| Papua                | 839 645            | 21 432                                  | 2.49        | 863 227            | 26 714                                     | 3.00        | 880 237            | 19 079                                     | 2.12        | 916 385            | 22 801                                     | 2.43        | 946 631            | 22 584                                     | 2.33        | 1 257 943          | 28 699                                     | 2.23        |
| <b>Jumlah/Total</b>  | <b>60 977 541</b>  | <b>4 186 703</b>                        | <b>6.42</b> | <b>60 301 403</b>  | <b>4 206 859</b>                           | <b>6.52</b> | <b>61 886 839</b>  | <b>4 202 678</b>                           | <b>6.36</b> | <b>61 671 806</b>  | <b>3 810 201</b>                           | <b>5.82</b> | <b>63 242 160</b>  | <b>3 748 540</b>                           | <b>5.60</b> | <b>63 174 971</b>  | <b>3 662 834</b>                           | <b>5.48</b> |



**Tabel B.4** Penduduk Berumur 15 Tahun ke Atas yang Termasuk Angkatan Kerja Menurut Provinsi  
**Table B.4** Population 15 Years of Age and Over Who are in Labor Force by Province  
 Tahun/Years 2008 - 2010

| Provinsi<br>Province | Tahun / Years      |                                       |             |                    |                                       |             |                    |                                       |             |                    |                                       |             |                    |                                       |             |                    |                                       |             |
|----------------------|--------------------|---------------------------------------|-------------|--------------------|---------------------------------------|-------------|--------------------|---------------------------------------|-------------|--------------------|---------------------------------------|-------------|--------------------|---------------------------------------|-------------|--------------------|---------------------------------------|-------------|
|                      | 2008               |                                       |             |                    |                                       |             | 2009               |                                       |             |                    |                                       |             | 2010               |                                       |             |                    |                                       |             |
|                      | Februari/February  |                                       |             | Agustus/August     |                                       |             | Februari/February  |                                       |             | Agustus/August     |                                       |             | Februari/February  |                                       |             | Agustus/August     |                                       |             |
|                      | Bekerja<br>Working | Penganggura<br>Terbuka<br>Unemploymen | TPT<br>(%)  | Bekerja<br>Working | Penganggura<br>Terbuka<br>Unemploymen | TPT<br>(%)  | Bekerja<br>Working | Penganggura<br>Terbuka<br>Unemploymen | TPT<br>(%)  | Bekerja<br>Working | Penganggura<br>Terbuka<br>Unemploymen | TPT<br>(%)  | Bekerja<br>Working | Penganggura<br>Terbuka<br>Unemploymen | TPT<br>(%)  | Bekerja<br>Working | Penganggura<br>Terbuka<br>Unemploymen | TPT<br>(%)  |
| (1)                  | (2)                | (3)                                   | (4)         | (5)                | (6)                                   | (7)         | (8)                | (9)                                   | (10)        | (11)               | (12)                                  | (13)        | (14)               | (15)                                  | (16)        | (17)               | (18)                                  | (19)        |
| Aceh                 | 1 054 869          | 72 667                                | 6.44        | 1 071 538          | 81 994                                | 7.11        | 1 074 636          | 95 160                                | 8.13        | 1 104 259          | 89 778                                | 7.52        | 1 101 976          | 88 502                                | 7.43        | 1 119 041          | 88 231                                | 7.31        |
| Sumatra Utara        | 3 279 905          | 265 575                               | 7.49        | 3 362 185          | 243 823                               | 6.76        | 3 450 118          | 249 396                               | 6.74        | 3 479 622          | 263 582                               | 7.04        | 3 520 965          | 236 215                               | 6.29        | 3 721 141          | 221 809                               | 5.63        |
| Sumatra Barat        | 1 142 040          | 108 107                               | 8.65        | 1 187 020          | 93 952                                | 7.33        | 1 226 183          | 97 690                                | 7.38        | 1 210 217          | 97 108                                | 7.43        | 1 255 028          | 89 187                                | 6.63        | 1 248 508          | 72 770                                | 5.51        |
| Riau                 | 1 444 668          | 118 682                               | 7.59        | 1 492 261          | 110 303                               | 6.88        | 1 484 357          | 137 142                               | 8.46        | 1 506 210          | 111 101                               | 6.87        | 1 527 444          | 88 899                                | 5.50        | 1 521 068          | 89 910                                | 5.58        |
| Jambi                | 780 223            | 42 068                                | 5.12        | 803 885            | 32 953                                | 3.94        | 815 635            | 48 576                                | 5.62        | 817 655            | 44 705                                | 5.18        | 823 053            | 36 900                                | 4.29        | 965 631            | 45 434                                | 4.49        |
| Sumatra Selatan      | 1 959 921          | 150 513                               | 7.13        | 1 969 712          | 164 422                               | 7.70        | 2 007 861          | 168 428                               | 7.74        | 1 987 152          | 165 363                               | 7.68        | 2 044 226          | 146 074                               | 6.67        | 2 122 362          | 116 276                               | 5.19        |
| Bengkulu             | 470 728            | 16 377                                | 3.36        | 473 167            | 21 547                                | 4.36        | 485 493            | 29 206                                | 5.67        | 484 704            | 21 957                                | 4.33        | 494 905            | 18 783                                | 3.66        | 494 604            | 19 390                                | 3.77        |
| Lampung              | 2 156 356          | 137 125                               | 5.98        | 2 169 084          | 123 242                               | 5.38        | 2 208 882          | 122 408                               | 5.25        | 2 219 132          | 123 985                               | 5.29        | 2 278 841          | 106 937                               | 4.48        | 2 486 641          | 99 105                                | 3.83        |
| Bangka Belitung      | 330 402            | 19 029                                | 5.45        | 351 113            | 16 475                                | 4.48        | 361 838            | 17 193                                | 4.54        | 352 624            | 18 287                                | 4.93        | 356 917            | 11 390                                | 3.09        | 398 304            | 15 962                                | 3.85        |
| Kepulauan Riau       | 372 456            | 33 386                                | 8.23        | 386 542            | 32 117                                | 7.67        | 389 539            | 30 464                                | 7.25        | 394 472            | 32 281                                | 7.56        | 398 826            | 28 351                                | 6.64        | 489 650            | 38 622                                | 7.31        |
| DKI Jakarta          | 2 437 889          | 313 172                               | 11.38       | 2 532 373          | 323 639                               | 11.33       | 2 519 828          | 320 549                               | 11.29       | 2 512 703          | 320 359                               | 11.31       | 2 565 734          | 294 177                               | 10.29       | 2 928 263          | 301 938                               | 9.35        |
| Jawa Barat           | 10 988 025         | 1 467 547                             | 11.78       | 11 141 519         | 1 324 653                             | 10.63       | 11 152 362         | 1 308 578                             | 10.50       | 11 332 186         | 1 276 867                             | 10.13       | 11 418 696         | 1 227 229                             | 9.70        | 11 487 607         | 1 224 444                             | 9.63        |
| Jawa Tengah          | 9 329 584          | 675 500                               | 6.75        | 9 068 840          | 759 695                               | 7.73        | 9 124 460          | 755 282                               | 7.64        | 9 250 334          | 776 656                               | 7.75        | 9 362 127          | 699 139                               | 6.95        | 9 265 837          | 528 903                               | 5.40        |
| D.I. Yogyakarta      | 1 066 657          | 60 650                                | 5.38        | 1 068 173          | 56 119                                | 4.99        | 1 085 297          | 76 798                                | 6.61        | 1 075 205          | 77 418                                | 6.72        | 1 077 872          | 82 408                                | 7.10        | 969 530            | 64 021                                | 6.19        |
| Jawa Timur           | 11 238 676         | 749 634                               | 6.25        | 11 382 338         | 727 983                               | 6.01        | 11 443 256         | 731 111                               | 6.01        | 11 576 514         | 652 677                               | 5.34        | 11 676 767         | 618 601                               | 5.03        | 11 157 045         | 496 293                               | 4.26        |
| Banten               | 2 366 785          | 418 648                               | 15.03       | 2 406 181          | 386 674                               | 13.85       | 2 489 740          | 393 120                               | 13.64       | 2 463 762          | 394 436                               | 13.80       | 2 513 226          | 361 775                               | 12.58       | 3 074 470          | 368 691                               | 10.71       |
| Bali                 | 1 148 543          | 51 394                                | 4.28        | 1 116 600          | 42 195                                | 3.64        | 1 096 966          | 41 600                                | 3.65        | 1 124 076          | 42 693                                | 3.66        | 1 128 461          | 41 796                                | 3.57        | 1 191 888          | 33 318                                | 2.72        |
| Nusa Tenggara Barat  | 1 115 517          | 71 018                                | 5.99        | 1 068 498          | 68 337                                | 6.01        | 1 068 824          | 91 106                                | 7.85        | 1 104 128          | 77 763                                | 6.58        | 1 099 440          | 69 214                                | 5.92        | 1 231 343          | 72 493                                | 5.56        |
| Nusa Tenggara Timur  | 1 191 460          | 29 552                                | 2.42        | 1 210 342          | 30 160                                | 2.43        | 1 272 692          | 34 024                                | 2.60        | 1 251 878          | 36 665                                | 2.85        | 1 291 513          | 31 867                                | 2.41        | 1 154 397          | 32 747                                | 2.76        |
| Kalimantan Barat     | 1 215 124          | 81 052                                | 6.25        | 1 205 582          | 67 785                                | 5.32        | 1 222 097          | 83 167                                | 6.37        | 1 243 750          | 76 635                                | 5.80        | 1 253 573          | 76 403                                | 5.74        | 1 278 404          | 60 108                                | 4.49        |
| Kalimantan Tengah    | 654 858            | 29 098                                | 4.25        | 643 844            | 21 721                                | 3.26        | 652 873            | 30 983                                | 4.53        | 647 234            | 28 547                                | 4.22        | 664 902            | 23 773                                | 3.45        | 668 166            | 21 047                                | 3.05        |
| Kalimantan Selatan   | 979 603            | 58 501                                | 5.64        | 1 007 381          | 60 957                                | 5.71        | 1 009 765          | 59 075                                | 5.53        | 1 042 512          | 64 776                                | 5.85        | 1 043 413          | 60 423                                | 5.47        | 1 073 415          | 47 366                                | 4.23        |
| Kalimantan Timur     | 791 229            | 88 026                                | 10.01       | 884 097            | 97 398                                | 9.92        | 883 031            | 114 000                               | 11.43       | 900 255            | 117 447                               | 11.54       | 912 643            | 107 506                               | 10.54       | 1 050 215          | 77 809                                | 6.90        |
| Sulawesi Utara       | 680 349            | 51 520                                | 7.04        | 657 067            | 46 210                                | 6.57        | 670 294            | 44 333                                | 6.20        | 672 537            | 46 919                                | 6.52        | 663 774            | 38 653                                | 5.50        | 652 562            | 37 311                                | 5.41        |
| Sulawesi Tengah      | 718 325            | 42 947                                | 5.64        | 729 933            | 26 729                                | 3.53        | 734 644            | 37 830                                | 4.90        | 746 778            | 27 972                                | 3.61        | 757 052            | 26 938                                | 3.44        | 765 390            | 24 996                                | 3.16        |
| Sulawesi Selatan     | 1 955 995          | 177 572                               | 8.32        | 1 989 733          | 157 430                               | 7.33        | 2 021 664          | 150 184                               | 6.92        | 2 026 732          | 171 447                               | 7.80        | 2 078 357          | 135 553                               | 6.12        | 2 077 953          | 106 198                               | 4.86        |
| Sulawesi Tenggara    | 560 897            | 23 567                                | 4.03        | 548 391            | 23 876                                | 4.17        | 576 139            | 20 255                                | 3.40        | 572 061            | 20 460                                | 3.45        | 589 509            | 20 644                                | 3.38        | 601 747            | 21 189                                | 3.40        |
| Gorontalo            | 269 514            | 13 806                                | 4.87        | 279 207            | 9 688                                 | 3.35        | 292 120            | 10 398                                | 3.44        | 286 776            | 10 771                                | 3.62        | 289 924            | 10 418                                | 3.47        | 286 695            | 10 030                                | 3.38        |
| Sulawesi Barat       | 303 896            | 16 228                                | 5.07        | 300 631            | 10 033                                | 3.23        | 303 091            | 14 717                                | 4.63        | 303 311            | 12 336                                | 3.91        | 314 990            | 11 052                                | 3.39        | 309 245            | 7 167                                 | 2.27        |
| Maluku               | 329 568            | 20 091                                | 5.75        | 324 955            | 30 754                                | 8.65        | 334 814            | 30 861                                | 8.44        | 332 386            | 31 341                                | 8.62        | 350 018            | 28 778                                | 7.60        | 361 051            | 25 943                                | 6.70        |
| Maluku Utara         | 244 083            | 14 819                                | 5.72        | 250 667            | 11 029                                | 4.21        | 256 319            | 13 172                                | 4.89        | 254 545            | 13 233                                | 4.94        | 262 992            | 11 985                                | 4.36        | 272 296            | 10 291                                | 3.64        |
| Papua Barat          | 205 552            | 18 391                                | 8.21        | 210 113            | 12 971                                | 5.81        | 204 196            | 18 984                                | 8.51        | 213 097            | 15 909                                | 6.95        | 210 740            | 20 241                                | 8.76        | 201 397            | 13 699                                | 6.37        |
| Papua                | 575 950            | 29 172                                | 4.82        | 606 306            | 28 195                                | 4.44        | 620 103            | 23 484                                | 3.65        | 633 719            | 25 087                                | 3.81        | 641 838            | 24 313                                | 3.65        | 836 357            | 26 029                                | 3.02        |
| <b>Jumlah/Total</b>  | <b>63 359 647</b>  | <b>5 465 434</b>                      | <b>7.94</b> | <b>63 899 278</b>  | <b>5 245 059</b>                      | <b>7.59</b> | <b>64 539 117</b>  | <b>5 399 274</b>                      | <b>7.72</b> | <b>65 122 526</b>  | <b>5 286 561</b>                      | <b>7.51</b> | <b>65 969 742</b>  | <b>4 874 124</b>                      | <b>6.88</b> | <b>67 462 223</b>  | <b>4 419 540</b>                      | <b>6.15</b> |

Tabel B.5 Penduduk Berumur 15 Tahun ke Atas yang Termasuk Angkatan Kerja Menurut Provinsi  
Table Population 15 Years of Age and Over Who are in Labor Force by Province

| Provinsi<br>Province | Tahun / Years      |                                       |            |                    |                                       |            |                    |                                       |            |                    |                                       |            |                    |                                       |            |                    |                                       |            |
|----------------------|--------------------|---------------------------------------|------------|--------------------|---------------------------------------|------------|--------------------|---------------------------------------|------------|--------------------|---------------------------------------|------------|--------------------|---------------------------------------|------------|--------------------|---------------------------------------|------------|
|                      | 2008               |                                       |            |                    |                                       |            | 2009               |                                       |            |                    |                                       |            | 2010               |                                       |            |                    |                                       |            |
|                      | Februari/February  |                                       |            | Agustus/August     |                                       |            | Februari/February  |                                       |            | Agustus/August     |                                       |            | Februari/February  |                                       |            | Agustus/August     |                                       |            |
|                      | Bekerja<br>Working | Penganggura<br>Terbuka<br>Unemploymen | TPT<br>(%) | Bekerja<br>Working | Penganggura<br>Terbuka<br>Unemploymen | TPT<br>(%) | Bekerja<br>Working | Penganggura<br>Terbuka<br>Unemploymen | TPT<br>(%) | Bekerja<br>Working | Penganggura<br>Terbuka<br>Unemploymen | TPT<br>(%) | Bekerja<br>Working | Penganggura<br>Terbuka<br>Unemploymen | TPT<br>(%) | Bekerja<br>Working | Penganggura<br>Terbuka<br>Unemploymen | TPT<br>(%) |
| (1)                  | (2)                | (3)                                   | (4)        | (5)                | (6)                                   | (7)        | (8)                | (9)                                   | (10)       | (11)               | (12)                                  | (13)       | (14)               | (15)                                  | (16)       | (17)               | (18)                                  | (19)       |
| Aceh                 | 562 753            | 91 201                                | 13.95      | 550 460            | 89,418                                | 13.97      | 616 948            | 78 464                                | 11.28      | 628 302            | 75 583                                | 10.74      | 664 694            | 77 773                                | 10.47      | 657 213            | 74 034                                | 10.12      |
| Sumatra Utara        | 2 084 509          | 300 903                               | 12.61      | 2 178 078          | 310,716                               | 12.48      | 2 350 653          | 272 247                               | 10.38      | 2 286 021          | 268 845                               | 10.52      | 2 369 101          | 276 610                               | 10.46      | 2 404 430          | 269 997                               | 10.10      |
| Sumatra Barat        | 777 004            | 98 633                                | 11.26      | 769 358            | 77,182                                | 9.12       | 782 530            | 74 563                                | 8.70       | 788 705            | 75 972                                | 8.79       | 845 999            | 82 897                                | 8.92       | 792 946            | 79 816                                | 9.15       |
| Riau                 | 580 716            | 90 249                                | 13.45      | 563 602            | 73,219                                | 11.50      | 613 598            | 69 329                                | 10.15      | 561 147            | 82 404                                | 12.80      | 650 959            | 80 265                                | 10.98      | 649 179            | 117 337                               | 15.31      |
| Jambi                | 402 450            | 32 154                                | 7.40       | 420 598            | 33,418                                | 7.36       | 456 885            | 21 281                                | 4.45       | 442 937            | 29 199                                | 6.18       | 467 653            | 23 155                                | 4.72       | 496 774            | 37 844                                | 7.08       |
| Sumatra Selatan      | 1 202 336          | 141 541                               | 10.53      | 1 221 643          | 116,235                               | 8.69       | 1 187 904          | 123 806                               | 9.44       | 1 209 742          | 98 108                                | 7.50       | 1 337 833          | 91 044                                | 6.37       | 1 298 831          | 127 575                               | 8.94       |
| Bengkulu             | 332 235            | 16 908                                | 4.84       | 297 475            | 18,172                                | 5.76       | 336 213            | 16 848                                | 4.77       | 302 604            | 20 184                                | 6.25       | 347 923            | 16 894                                | 4.63       | 321 137            | 19 895                                | 5.83       |
| Lampung              | 1 272 428          | 93 263                                | 6.83       | 1 144 469          | 131,975                               | 10.34      | 1 298 513          | 108 534                               | 7.71       | 1 168 043          | 115 995                               | 9.03       | 1 251 329          | 116 549                               | 8.52       | 1 250 437          | 121 514                               | 8.86       |
| Bangka Belitung      | 141 967            | 9 988                                 | 6.57       | 141 836            | 14,946                                | 9.53       | 167 477            | 9 624                                 | 5.43       | 153 660            | 14 839                                | 8.81       | 170 475            | 11 934                                | 6.54       | 186 832            | 18 965                                | 9.22       |
| Kepulauan Riau       | 224 703            | 21 992                                | 8.91       | 226 125            | 21,216                                | 8.58       | 226 734            | 21 773                                | 8.76       | 231 984            | 23 032                                | 9.03       | 254 186            | 22 378                                | 8.09       | 279 836            | 18 427                                | 6.18       |
| DKI Jakarta          | 1 617 087          | 190 960                               | 10.56      | 1 659 593          | 256,872                               | 13.40      | 1 667 128          | 250 013                               | 13.04      | 1 605 687          | 248 978                               | 13.42      | 1 643 171          | 243 291                               | 12.90      | 1 761 498          | 280 905                               | 13.75      |
| Jawa Barat           | 5 176 810          | 794 860                               | 13.31      | 5 338 876          | 938,931                               | 14.96      | 5 635 102          | 949 082                               | 14.41      | 5 569 244          | 802 963                               | 12.60      | 5 764 111          | 804 321                               | 12.25      | 5 454 837          | 726 947                               | 11.76      |
| Jawa Tengah          | 6 776 444          | 559 145                               | 7.62       | 6 394 818          | 467,613                               | 6.81       | 6 277 036          | 453 389                               | 6.74       | 6 585 048          | 475 611                               | 6.74       | 6 593 907          | 475 758                               | 6.73       | 6 543 610          | 517 980                               | 7.34       |
| D.I. Yogyakarta      | 797 090            | 59 135                                | 6.91       | 824 032            | 51,410                                | 5.87       | 840 333            | 46 174                                | 5.21       | 820 443            | 43 628                                | 5.05       | 864 892            | 41 971                                | 4.63       | 805 618            | 43 127                                | 5.08       |
| Jawa Timur           | 7 622 684          | 506 251                               | 6.23       | 7 499 939          | 568,330                               | 7.04       | 7 679 965          | 462 441                               | 5.68       | 7 728 542          | 380 835                               | 4.70       | 7 934 773          | 393 349                               | 4.72       | 7 541 063          | 332 650                               | 4.22       |
| Banten               | 1 285 740          | 183 188                               | 12.47      | 1 262 714          | 269,886                               | 17.61      | 1 303 085          | 270 775                               | 17.20      | 1 241 016          | 258 026                               | 17.21      | 1 301 489          | 266 053                               | 16.97      | 1 508 615          | 357 686                               | 19.17      |
| Bali                 | 850 642            | 44 118                                | 4.93       | 913 130            | 27,353                                | 2.91       | 903 487            | 18 805                                | 2.04       | 933 042            | 23 777                                | 2.49       | 912 876            | 33 839                                | 3.57       | 985 470            | 35 473                                | 3.47       |
| Nusa Tenggara Barat  | 850 085            | 36 777                                | 4.15       | 836 283            | 55,963                                | 6.27       | 846 410            | 33 834                                | 3.84       | 863 252            | 53 495                                | 5.84       | 904 341            | 53 623                                | 5.60       | 901 590            | 46 650                                | 4.92       |
| Nusa Tenggara Timur  | 937 650            | 52 214                                | 5.27       | 875 763            | 50,654                                | 5.47       | 1 005 339          | 31 136                                | 3.00       | 908 855            | 52 730                                | 5.48       | 1 013 259          | 51 457                                | 4.83       | 906 832            | 38 405                                | 4.06       |
| Kalimantan Barat     | 809 994            | 59 509                                | 6.84       | 835 185            | 48,997                                | 5.54       | 907 902            | 44 019                                | 4.62       | 837 461            | 43 049                                | 4.89       | 898 674            | 48 785                                | 5.15       | 817 301            | 41 512                                | 4.83       |
| Kalimantan Tengah    | 371 353            | 22 522                                | 5.72       | 338 354            | 25,526                                | 7.01       | 378 945            | 18 025                                | 4.54       | 351 733            | 19 888                                | 5.35       | 393 379            | 18 958                                | 4.60       | 354 414            | 23 106                                | 6.12       |
| Kalimantan Selatan   | 615 157            | 59 873                                | 8.87       | 662 758            | 49,124                                | 6.90       | 625 412            | 59 331                                | 8.66       | 663 393            | 51 036                                | 7.14       | 694 953            | 48 322                                | 6.50       | 670 207            | 49 308                                | 6.85       |
| Kalimantan Timur     | 315 753            | 54 480                                | 14.72      | 375 490            | 59,978                                | 13.77      | 440 338            | 51 087                                | 10.40      | 402 517            | 40 777                                | 9.20       | 461 920            | 52 971                                | 10.29      | 431 683            | 88 748                                | 17.05      |
| Sulawesi Utara       | 237 014            | 77 782                                | 24.71      | 255 131            | 62,544                                | 19.69      | 292 333            | 70 195                                | 19.36      | 267 636            | 64 038                                | 19.31      | 297 874            | 73 955                                | 19.89      | 284 377            | 62 324                                | 17.98      |
| Sulawesi Tengah      | 412 702            | 45 483                                | 9.93       | 401 773            | 38,553                                | 8.76       | 438 445            | 25 324                                | 5.46       | 402 940            | 38 037                                | 8.63       | 466 927            | 36 026                                | 7.16       | 398 836            | 31 232                                | 7.26       |
| Sulawesi Selatan     | 977 098            | 166 192                               | 14.54      | 1 146 378          | 154,338                               | 11.87      | 1 073 701          | 146 375                               | 12.00      | 1 195 524          | 143 217                               | 10.70      | 1 198 166          | 148 817                               | 11.05      | 1 194 412          | 192 754                               | 13.90      |
| Sulawesi Tenggara    | 344 188            | 34 686                                | 9.16       | 374 727            | 32,262                                | 7.93       | 356 890            | 32 812                                | 8.42       | 378 815            | 26 859                                | 6.62       | 394 762            | 28 653                                | 6.77       | 395 931            | 27 032                                | 6.39       |
| Gorontalo            | 124 053            | 16 003                                | 11.43      | 125 919            | 14,570                                | 10.37      | 147 340            | 13 031                                | 8.13       | 134 186            | 15 580                                | 10.40      | 170 431            | 14 061                                | 7.62       | 146 231            | 13 543                                | 8.48       |
| Sulawesi Barat       | 146 791            | 10 921                                | 6.92       | 172 678            | 12,617                                | 6.81       | 187 343            | 10 676                                | 5.39       | 184 769            | 10 728                                | 5.49       | 208 770            | 11 356                                | 5.16       | 205 622            | 10 137                                | 4.70       |
| Maluku               | 163 549            | 41 140                                | 20.10      | 174 600            | 28,930                                | 14.21      | 193 695            | 30 333                                | 13.54      | 200 629            | 31 674                                | 13.63      | 217 884            | 28 263                                | 11.48      | 225 379            | 38 966                                | 14.74      |
| Maluku Utara         | 144 030            | 14 519                                | 9.16       | 143 890            | 16,294                                | 10.17      | 155 219            | 15 945                                | 9.32       | 139 289            | 15 331                                | 9.92       | 133 723            | 13 466                                | 9.15       | 139 065            | 16 106                                | 10.38      |
| Papua Barat          | 106 653            | 13 609                                | 11.32      | 106 080            | 13,218                                | 11.08      | 128 600            | 8 880                                 | 6.46       | 112 662            | 10 717                                | 8.69       | 128 455            | 8 318                                 | 6.08       | 115 150            | 12 642                                | 9.89       |
| Papua                | 426 542            | 21 957                                | 4.90       | 421 717            | 18,996                                | 4.31       | 424 824            | 21 539                                | 4.83       | 448 309            | 20 921                                | 4.46       | 476 941            | 23 254                                | 4.65       | 620 188            | 27 602                                | 4.26       |
| Jumlah/Total         | 38 690 210         | 3 962 156                             | 9.29       | 38 653 472         | 4 149 456                             | 9.69       | 39 946 327         | 3 859 690                             | 8.81       | 39 748 137         | 3 676 056                             | 8.47       | 41 435 830         | 3 718 366                             | 8.23       | 40 745 544         | 3 900 239                             | 8.74       |

**Tabel C.1** Penduduk Berumur 15 Tahun ke Atas yang Bekerja Selama Seminggu yang lalu Menurut Lapangan Pekerjaan Utama  
**Table** *Population 15 Years of Age and Over Who Worked During the Previous Week by Main Industry*  
 Tahun/Years 2008 - 2010

| Perkotaan+Perdesaan/Urban+Rural                 |                      | Laki-laki+Perempuan/Male+Female |                      |                    |                      |                    |
|---|----------------------|---------------------------------|----------------------|--------------------|----------------------|--------------------|
| Lapangan Pekerjaan<br>Utama<br>Main Industry *) | Tahun / Years        |                                 |                      |                    |                      |                    |
|   | 2008                 |                                 | 2009                 |                    | 2010                 |                    |
|   | Februari<br>February | Agustus<br>August               | Februari<br>February | Agustus<br>August  | Februari<br>February | Agustus<br>August  |
| (1)   | (2)                  | (3)                             | (4)                  | (5)                | (6)                  | (7)                |
| 1   | 42 689 635           | 41 331 706                      | 43 029 493           | 41 611 840         | 42 825 807           | 41 494 941         |
| 2   | 1 062 309            | 1 070 540                       | 1 139 495            | 1 155 233          | 1 188 634            | 1 254 501          |
| 3   | 12 440 141           | 12 549 376                      | 12 615 440           | 12 839 800         | 13 052 521           | 13 824 251         |
| 4   | 207 909              | 201 114                         | 209 441              | 223 054            | 208 494              | 234 070            |
| 5   | 4 733 679            | 5 438 965                       | 4 610 695            | 5 486 817          | 4 844 689            | 5 592 897          |
| 6   | 20 684 041           | 21 221 744                      | 21 836 768           | 21 947 823         | 22 212 885           | 22 492 176         |
| 7   | 6 013 947            | 6 179 503                       | 5 947 673            | 6 117 985          | 5 817 680            | 5 619 022          |
| 8   | 1 440 042            | 1 459 985                       | 1 484 598            | 1 486 596          | 1 639 748            | 1 739 486          |
| 9   | 12 778 154           | 13 099 817                      | 13 611 841           | 14 001 515         | 15 615 114           | 15 956 423         |
| <b>Jumlah/Total</b>                             | <b>102 049 857</b>   | <b>102 552 750</b>              | <b>104 485 444</b>   | <b>104 870 663</b> | <b>107 405 572</b>   | <b>108 207 767</b> |

Catatan/Note :

- \*) 1. Pertanian, Kehutanan, Perburuan dan Perikanan/Agriculture, Forestry, Hunting and Fishery  
 2. Pertambangan dan Penggalian/Mining and Quarrying 3. Industri Pengolahan/Manufacturing Industry  
 4. Listrik, Gas dan Air/Electricity, Gas and Water 5. Bangunan/Construction 6. Perdagangan Besar, Eceran,  
 Rumah Makan dan Hotel/Wholesale Trade, Retail Trade, Restaurant and Hotels 7. Angkutan, Pergudangan  
 dan Komunikasi/Transportation, Storage and Communication 8. Keuangan, Asuransi, Usaha Persewaan Bangunan,  
 Tanah dan Jasa Perusahaan/Financing, Insurance, Real Estate and Business Services 9. Jasa Kemasyarakatan,  
 Sosial dan Perorangan/Community, Social and Personal Services

Tabel C.2 Penduduk Berumur 15 Tahun ke Atas yang Bekerja Selama Seminggu yang lalu Menurut Lapangan Pekerjaan Utama  
 Table C.2 Population 15 Years of Age and Over Who Worked During the Previous Week by Main Industry  
 Tahun/Years 2008 - 2010

| Perkotaan/Urban                                 |                      | Laki-laki+Perempuan/Male+Female |                      |                   |                      |                   |
|---|----------------------|---------------------------------|----------------------|-------------------|----------------------|-------------------|
| Lapangan Pekerjaan<br>Utama<br>Main Industry *) | Tahun / Years        |                                 |                      |                   |                      |                   |
|   | 2008                 |                                 | 2009                 |                   | 2010                 |                   |
|   | Februari<br>February | Agustus<br>August               | Februari<br>February | Agustus<br>August | Februari<br>February | Agustus<br>August |
| (1)   | (2)                  | (3)                             | (4)                  | (5)               | (6)                  | (7)               |
| 1   | 4 478 499            | 4 392 236                       | 4 595 622            | 4 557 942         | 4 443 442            | 4 262 495         |
| 2   | 340 217              | 340 910                         | 343 409              | 343 748           | 374 948              | 396 832           |
| 3   | 7 358 197            | 7 297 445                       | 7 475 366            | 7 401 634         | 7 623 148            | 8 034 323         |
| 4   | 150 679              | 142 740                         | 162 129              | 160 980           | 156 622              | 171 898           |
| 5   | 2 437 452            | 2 634 695                       | 2 378 512            | 2 659 694         | 2 457 694            | 2 811 320         |
| 6   | 12 967 784           | 13 308 611                      | 13 759 946           | 13 565 445        | 13 749 751           | 14 046 211        |
| 7   | 3 436 423            | 3 828 771                       | 3 485 570            | 3 855 668         | 3 644 510            | 3 464 346         |
| 8   | 1 185 154            | 1 219 391                       | 1 218 734            | 1 232 738         | 1 347 147            | 1 427 632         |
| 9   | 8 717 911            | 9 086 548                       | 9 179 317            | 9 421 008         | 10 366 150           | 10 417 739        |
| Jumlah/Total                                    | 41 072 316           | 42 251 347                      | 42 598 605           | 43 198 857        | 44 163 412           | 45 032 796        |

## Catatan/Note :

- \*) 1. Pertanian, Kehutanan, Perburuan dan Perikanan/Agriculture, Forestry, Hunting and Fishery  
 2. Pertambangan dan Penggalian/Mining and Quarrying 3. Industri Pengolahan/Manufacturing Industry  
 4. Listrik, Gas dan Air/Electricity, Gas and Water 5. Bangunan/Construction 6. Perdagangan Besar, Eceran,  
 Rumah Makan dan Hotel/Wholesale Trade, Retail Trade, Restaurant and Hotels 7. Angkutan, Pergudangan  
 dan Komunikasi/Transportation, Storage and Communication 8. Keuangan, Asuransi, Usaha Persewaan Bangunan,  
 Tanah dan Jasa Perusahaan/Financing, Insurance, Real Estate and Business Services 9. Jasa Kemasyarakatan,  
 Sosial dan Perorangan/Community, Social and Personal Services

Tabel C.3 Penduduk Berumur 15 Tahun ke Atas yang Bekerja Selama Seminggu yang lalu Menurut Lapangan Pekerjaan Utama  
 Table C.3 Population 15 Years of Age and Over Who Worked During the Previous Week by Main Industry  
 Tahun/Years 2008 - 2010

| Perdesaan/Rural                                 |                      | Laki-laki+Perempuan/Male+Female |                      |                   |                      |                   |
|---|----------------------|---------------------------------|----------------------|-------------------|----------------------|-------------------|
| Lapangan Pekerjaan<br>Utama<br>Main Industry *) | Tahun / Years        |                                 |                      |                   |                      |                   |
|   | 2008                 |                                 | 2009                 |                   | 2010                 |                   |
|   | Februari<br>February | Agustus<br>August               | Februari<br>February | Agustus<br>August | Februari<br>February | Agustus<br>August |
| (1)   | (2)                  | (3)                             | (4)                  | (5)               | (6)                  | (7)               |
| 1   | 38 211 136           | 36 939 470                      | 38 433 871           | 37 053 898        | 38 382 365           | 37 232 446        |
| 2   | 722 092              | 729 630                         | 796 086              | 811 485           | 813 686              | 857 669           |
| 3   | 5 081 944            | 5 251 931                       | 5 140 074            | 5 438 166         | 5 429 373            | 5 789 928         |
| 4   | 57 230               | 58 374                          | 47 312               | 62 074            | 51 872               | 62 172            |
| 5   | 2 296 227            | 2 804 270                       | 2 232 183            | 2 827 123         | 2 386 995            | 2 781 577         |
| 6   | 7 716 257            | 7 913 133                       | 8 076 822            | 8 382 378         | 8 463 134            | 8 445 965         |
| 7   | 2 577 524            | 2 350 732                       | 2 462 103            | 2 262 317         | 2 173 170            | 2 154 676         |
| 8   | 254 888              | 240 594                         | 265 864              | 253 858           | 292 601              | 311 854           |
| 9   | 4 060 243            | 4 013 269                       | 4 432 524            | 4 580 507         | 5 248 964            | 5 538 684         |
| Jumlah/Total                                    | 60 977 541           | 60 301 403                      | 61 886 839           | 61 671 806        | 63 242 160           | 63 174 971        |

## Catatan/Note :

- \*) 1. Pertanian, Kehutanan, Perburuan dan Perikanan/Agriculture, Forestry, Hunting and Fishery  
 2. Pertambangan dan Penggalan/Mining and Quarrying 3. Industri Pengolahan/Manufacturing Industry  
 4. Listrik, Gas dan Air/Electricity, Gas and Water 5. Bangunan/Construction 6. Perdagangan Besar, Eceran,  
 Rumah Makan dan Hotel/Wholesale Trade, Retail Trade, Restaurant and Hotels 7. Angkutan, Pergudangan  
 dan Komunikasi/Transportation, Storage and Communication 8. Keuangan, Asuransi, Usaha Persewaan Bangunan,  
 Tanah dan Jasa Perusahaan/Financing, Insurance, Real Estate and Business Services 9. Jasa Kemasyarakatan,  
 Sosial dan Perorangan/Community, Social and Personal Services

Tabel C.4 Penduduk Berumur 15 Tahun ke Atas yang Bekerja Selama Seminggu yang lalu Menurut Lapangan Pekerjaan Utama  
 Table C.4 Population 15 Years of Age and Over Who Worked During the Previous Week by Main Industry  
 Tahun/Years 2008 - 2010

| Perkotaan+Perdesaan/Urban+Rural                 |                      | Laki-laki/Male    |                      |                   |                      |                   |  |
|---|----------------------|-------------------|----------------------|-------------------|----------------------|-------------------|--|
| Lapangan Pekerjaan<br>Utama<br>Main Industry *) | Tahun / Years        |                   |                      |                   |                      |                   |  |
|   | 2008                 |                   | 2009                 |                   | 2010                 |                   |  |
|   | Februari<br>February | Agustus<br>August | Februari<br>February | Agustus<br>August | Februari<br>February | Agustus<br>August |  |
| (1)   | (2)                  | (3)               | (4)                  | (5)               | (6)                  | (7)               |  |
| 1   | 26 131 308           | 25 913 925        | 26 619 551           | 26 194 970        | 26 593 072           | 26 173 138        |  |
| 2   | 931 649              | 938 427           | 990 209              | 1 017 609         | 1 056 495            | 1 104 949         |  |
| 3   | 7 138 632            | 7 128 631         | 7 324 070            | 7 219 614         | 7 360 527            | 7 826 231         |  |
| 4   | 190 238              | 183 913           | 199 160              | 202 129           | 190 606              | 211 878           |  |
| 5   | 4 613 866            | 5 311 318         | 4 491 849            | 5 355 015         | 4 720 429            | 5 455 322         |  |
| 6   | 10 141 642           | 10 514 476        | 10 640 223           | 10 747 420        | 10 655 295           | 11 400 719        |  |
| 7   | 5 515 781            | 5 465 585         | 5 151 338            | 5 529 935         | 5 244 521            | 5 137 338         |  |
| 8   | 1 048 672            | 1 028 203         | 1 059 193            | 1 049 872         | 1 150 790            | 1 228 141         |  |
| 9   | 7 647 859            | 7 414 800         | 8 063 524            | 7 805 962         | 8 998 007            | 8 924 507         |  |
| Jumlah/Total                                    | 63 359 647           | 63 899 278        | 64 539 117           | 65 122 526        | 65 969 742           | 67 462 223        |  |

## Catatan/Note :

- \*) 1. Pertanian, Kehutanan, Perburuan dan Perikanan/Agriculture, Forestry, Hunting and Fishery  
 2. Pertambangan dan Penggalian/Mining and Quarrying 3. Industri Pengolahan/Manufacturing Industry  
 4. Listrik, Gas dan Air/Electricity, Gas and Water 5. Bangunan/Construction 6. Perdagangan Besar, Eceran,  
 Rumah Makan dan Hotel/Wholesale Trade, Retail Trade, Restaurant and Hotels 7. Angkutan, Pergudangan  
 dan Komunikasi/Transportation, Storage and Communication 8. Keuangan, Asuransi, Usaha Persewaan Bangunan,  
 Tanah dan Jasa Perusahaan/Financing, Insurance, Real Estate and Business Services 9. Jasa Kemasyarakatan,  
 Sosial dan Perorangan/Community, Social and Personal Services

Tabel C.5 Penduduk Berumur 15 Tahun ke Atas yang Bekerja Selama Seminggu yang lalu Menurut Lapangan Pekerjaan Utama  
 Table C.5 Population 15 Years of Age and Over Who Worked During the Previous Week by Main Industry  
 Tahun/Years 2008 - 2010

| Perkotaan+Perdesaan/Urban+Rural                 |                      | Perempuan/Female  |                      |                   |                      |                   |  |
|---|----------------------|-------------------|----------------------|-------------------|----------------------|-------------------|--|
| Lapangan Pekerjaan<br>Utama<br>Main Industry *) | Tahun / Years        |                   |                      |                   |                      |                   |  |
|   | 2008                 |                   | 2009                 |                   | 2010                 |                   |  |
|   | Februari<br>February | Agustus<br>August | Februari<br>February | Agustus<br>August | Februari<br>February | Agustus<br>August |  |
| (1)   | (2)                  | (3)               | (4)                  | (5)               | (6)                  | (7)               |  |
| 1   | 16 558 327           | 15 417 781        | 16 409 942           | 15 416 870        | 16 232 735           | 15 321 803        |  |
| 2   | 130 660              | 132 113           | 149 286              | 137 624           | 132 139              | 149 552           |  |
| 3   | 5 301 509            | 5 420 745         | 5 291 370            | 5 620 186         | 5 691 994            | 5 998 020         |  |
| 4   | 17 671               | 17 201            | 10 281               | 20 925            | 17 888               | 22 192            |  |
| 5   | 119 813              | 127 647           | 118 846              | 131 802           | 124 260              | 137 575           |  |
| 6   | 10 542 399           | 10 707 268        | 11 196 545           | 11 200 403        | 11 557 590           | 11 091 457        |  |
| 7   | 498 166              | 713 918           | 796 335              | 588 050           | 573 159              | 481 684           |  |
| 8   | 391 370              | 431 782           | 425 405              | 436 724           | 488 958              | 511 345           |  |
| 9   | 5 130 295            | 5 685 017         | 5 548 317            | 6 195 553         | 6 617 107            | 7 031 916         |  |
| Jumlah/Total                                    | 38 690 210           | 38 653 472        | 39 946 327           | 39 748 137        | 41 435 830           | 40 745 544        |  |

## Catatan/Note :

- \*) 1. Pertanian, Kehutanan, Perburuan dan Perikanan/Agriculture, Forestry, Hunting and Fishery  
 2. Pertambangan dan Penggalian/Mining and Quarrying 3. Industri Pengolahan/Manufacturing Industry  
 4. Listrik, Gas dan Air/Electricity, Gas and Water 5. Bangunan/Construction 6. Perdagangan Besar, Eceran,  
 Rumah Makan dan Hotel/Wholesale Trade, Retail Trade, Restaurant and Hotels 7. Angkutan, Pergudangan  
 dan Komunikasi/Transportation, Storage and Communication 8. Keuangan, Asuransi, Usaha Persewaan Bangunan,  
 Tanah dan Jasa Perusahaan/Financing, Insurance, Real Estate and Business Services 9. Jasa Kemasyarakatan,  
 Sosial dan Perorangan/Community, Social and Personal Services

**Tabel D.1** Rata-rata Upah/Gaji Bersih (rupiah) Selama Sebulan Buruh/Karyawan Menurut Provinsi  
**Table** Average of Net Wage/Salary (rupiah) per Month of Employee/Laborer by Province  
 Tahun/Years 2008 - 2010

| Provinsi<br>Province | Tahun / Years   |   |   |   |   |   |
|----------------------|---|---|---|---|---|---|
|                      | 2008  |   | 2009  |   | 2010  |   |
|                      | Februari<br>February  | Agustus<br>August   | Februari<br>February  | Agustus<br>August   | Februari<br>February  | Agustus<br>August   |
|                      | Rata-rata Upah<br>Buruh/Karyawan<br>Average of Net<br>Wage/Salary<br>Employee/Laborer | Rata-rata Upah<br>Buruh/Karyawan<br>Average of Net<br>Wage/Salary<br>Employee/Laborer | Rata-rata Upah<br>Buruh/Karyawan<br>Average of Net<br>Wage/Salary<br>Employee/Laborer | Rata-rata Upah<br>Buruh/Karyawan<br>Average of Net<br>Wage/Salary<br>Employee/Laborer | Rata-rata Upah<br>Buruh/Karyawan<br>Average of Net<br>Wage/Salary<br>Employee/Laborer | Rata-rata Upah<br>Buruh/Karyawan<br>Average of Net<br>Wage/Salary<br>Employee/Laborer |
| (1)                  | (2)   | (3)   | (4)   | (5)   | (6)   | (7)   |
| Aceh                 | 1 348 893   | 1 361 664   | 1 420 396   | 1 424 700   | 1 456 780   | 1 518 761   |
| Sumatra Utara        | 1 093 006   | 1 107 912   | 1 301 672   | 1 308 017   | 1 344 045   | 1 345 692   |
| Sumatra Barat        | 1 152 581   | 1 213 302   | 1 430 876   | 1 482 737   | 1 488 135   | 1 529 383   |
| Riau                 | 1 307 910   | 1 345 689   | 1 359 534   | 1 405 017   | 1 422 766   | 1 477 399   |
| Jambi                | 1 002 298   | 1 047 964   | 1 244 025   | 1 264 119   | 1 300 541   | 1 343 750   |
| Sumatra Selatan      | 1 067 780   | 1 107 029   | 1 195 084   | 1 198 912   | 1 222 406   | 1 283 126   |
| Bengkulu             | 1 211 826   | 1 291 764   | 1 400 552   | 1 415 178   | 1 441 785   | 1 512 410   |
| Lampung              | 951 557   | 967 877   | 1 056 211   | 1 072 989   | 1 077 290   | 1 123 908   |
| Bangka Belitung      | 1 014 700   | 1 071 139   | 1 188 250   | 1 223 771   | 1 247 103   | 1 275 242   |
| Kepulauan Riau       | 1 632 545   | 1 643 156   | 1 860 186   | 1 889 982   | 1 897 900   | 1 938 174   |
| DKI Jakarta          | 1 618 596   | 1 632 435   | 1 901 328   | 1 912 191   | 1 925 662   | 1 998 864   |
| Jawa Barat           | 1 170 776   | 1 190 466   | 1 308 629   | 1 348 011   | 1 361 182   | 1 443 200   |
| Jawa Tengah          | 828 987   | 848 534   | 940 157   | 961 969   | 981 047   | 1 057 607   |
| D.I. Yogyakarta      | 1 027 583   | 1 061 581   | 1 148 201   | 1 208 532   | 1 216 090   | 1 269 381   |
| Jawa Timur           | 912 404   | 930 142   | 1 019 220   | 1 031 739   | 1 046 363   | 1 116 971   |
| Banten               | 1 260 356   | 1 275 265   | 1 513 028   | 1 555 371   | 1 564 443   | 1 648 618   |
| Bali                 | 1 212 212   | 1 248 054   | 1 422 258   | 1 442 148   | 1 460 283   | 1 492 353   |
| Nusa Tenggara Barat  | 1 008 494   | 1 060 457   | 1 224 649   | 1 313 215   | 1 346 708   | 1 382 667   |
| Nusa Tenggara Timur  | 1 202 712   | 1 229 845   | 1 427 204   | 1 451 841   | 1 466 074   | 1 521 483   |
| Kalimantan Barat     | 1 141 320   | 1 178 395   | 1 195 529   | 1 216 422   | 1 227 337   | 1 312 590   |
| Kalimantan Tengah    | 1 099 631   | 1 127 597   | 1 276 263   | 1 366 350   | 1 371 985   | 1 436 331   |
| Kalimantan Selatan   | 1 109 325   | 1 134 197   | 1 280 393   | 1 331 725   | 1 348 762   | 1 430 640   |
| Kalimantan Timur     | 1 791 541   | 1 806 191   | 2 118 850   | 2 128 493   | 2 155 991   | 2 183 167   |
| Sulawesi Utara       | 1 180 464   | 1 220 020   | 1 300 564   | 1 309 097   | 1 328 726   | 1 381 022   |
| Sulawesi Tengah      | 1 102 793   | 1 135 869   | 1 260 252   | 1 280 964   | 1 283 699   | 1 341 504   |
| Sulawesi Selatan     | 1 116 898   | 1 184 837   | 1 220 429   | 1 244 498   | 1 271 087   | 1 307 620   |
| Sulawesi Tenggara    | 1 111 097   | 1 182 569   | 1 310 985   | 1 329 681   | 1 358 730   | 1 402 904   |
| Gorontalo            | 859 266   | 911 867   | 1 222 354   | 1 252 983   | 1 260 240   | 1 303 949   |
| Sulawesi Barat       | 1 101 856   | 1 166 340   | 1 171 446   | 1 212 246   | 1 217 854   | 1 284 319   |
| Maluku               | 1 304 738   | 1 326 904   | 1 519 316   | 1 560 891   | 1 575 696   | 1 636 982   |
| Maluku Utara         | 1 273 294   | 1 310 048   | 1 563 035   | 1 564 898   | 1 584 550   | 1 595 501   |
| Papua Barat          | 1 657 703   | 1 689 114   | 1 878 452   | 1 936 233   | 1 950 837   | 1 995 259   |
| Papua                | 1 741 000   | 2 102 546   | 2 124 610   | 2 157 140   | 2 164 784   | 2 238 738   |
| <b>Jumlah/Total</b>  | <b>1 126 790</b>  | <b>1 158 085</b>  | <b>1 296 136</b>  | <b>1 319 930</b>  | <b>1 337 753</b>  | <b>1 410 982</b>  |



Tabel D.2 Rata-rata Upah/Gaji Bersih (rupiah) Selama Sebulan Buruh/Karyawan Menurut Provinsi  
 Average of Net Wage/Salary (rupiah) per Month of Employee/Laborer by Province  
 Tahun/Years 2008 - 2010

| Provinsi<br>Province | Tahun / Years   |   |   |   |   |   |
|----------------------|---|---|---|---|---|---|
|                      | 2008  |   | 2009  |   | 2010  |   |
|                      | Februari<br>February  | Agustus<br>August   | Februari<br>February  | Agustus<br>August   | Februari<br>February  | Agustus<br>August   |
|                      | Rata-rata Upah<br>Buruh/Karyawan<br>Average of Net<br>Wage/Salary<br>Employee/Laborer | Rata-rata Upah<br>Buruh/Karyawan<br>Average of Net<br>Wage/Salary<br>Employee/Laborer | Rata-rata Upah<br>Buruh/Karyawan<br>Average of Net<br>Wage/Salary<br>Employee/Laborer | Rata-rata Upah<br>Buruh/Karyawan<br>Average of Net<br>Wage/Salary<br>Employee/Laborer | Rata-rata Upah<br>Buruh/Karyawan<br>Average of Net<br>Wage/Salary<br>Employee/Laborer | Rata-rata Upah<br>Buruh/Karyawan<br>Average of Net<br>Wage/Salary<br>Employee/Laborer |
| (1)                  | (2)   | (3)   | (4)   | (5)   | (6)   | (7)   |
| Aceh                 | 1 542 884   | 1 551 437   | 1 648 060   | 1 680 852   | 1 686 069   | 1 776 061   |
| Sumatra Utara        | 1 158 553   | 1 169 845   | 1 452 226   | 1 461 119   | 1 476 634   | 1 500 148   |
| Sumatra Barat        | 1 221 578   | 1 263 624   | 1 615 744   | 1 618 943   | 1 647 715   | 1 696 665   |
| Riau                 | 1 676 222   | 1 679 945   | 1 734 421   | 1 752 357   | 1 788 877   | 1 804 841   |
| Jambi                | 1 184 273   | 1 194 165   | 1 606 397   | 1 617 286   | 1 625 082   | 1 695 133   |
| Sumatra Selatan      | 1 295 486   | 1 300 911   | 1 421 453   | 1 429 017   | 1 437 059   | 1 513 114   |
| Bengkulu             | 1 312 898   | 1 349 726   | 1 437 993   | 1 447 241   | 1 477 390   | 1 569 411   |
| Lampung              | 1 090 415   | 1 098 512   | 1 188 752   | 1 211 239   | 1 216 558   | 1 293 399   |
| Bangka Belitung      | 1 112 336   | 1 155 021   | 1 344 540   | 1 401 439   | 1 409 819   | 1 441 178   |
| Kepulauan Riau       | 1 691 364   | 1 700 276   | 1 923 106   | 1 948 447   | 1 966 538   | 1 998 745   |
| DKI Jakarta          | 1 618 596   | 1 632 435   | 1 901 328   | 1 912 191   | 1 925 662   | 1 998 864   |
| Jawa Barat           | 1 302 366   | 1 309 115   | 1 475 814   | 1 487 229   | 1 516 410   | 1 577 485   |
| Jawa Tengah          | 894 938   | 913 794   | 1 022 722   | 1 037 288   | 1 073 184   | 1 145 417   |
| D.I. Yogyakarta      | 1 068 484   | 1 084 018   | 1 201 109   | 1 208 388   | 1 292 059   | 1 330 841   |
| Jawa Timur           | 1 009 648   | 1 022 527   | 1 114 327   | 1 132 262   | 1 173 740   | 1 233 718   |
| Banten               | 1 335 299   | 1 348 972   | 1 679 517   | 1 685 048   | 1 704 067   | 1 781 750   |
| Bali                 | 1 284 750   | 1 311 712   | 1 568 470   | 1 580 499   | 1 608 189   | 1 610 857   |
| Nusa Tenggara Barat  | 994 794   | 1 053 985   | 1 306 392   | 1 421 391   | 1 433 558   | 1 501 269   |
| Nusa Tenggara Timur  | 1 151 360   | 1 155 940   | 1 459 462   | 1 488 572   | 1 496 120   | 1 569 937   |
| Kalimantan Barat     | 1 279 136   | 1 282 701   | 1 318 337   | 1 335 017   | 1 349 229   | 1 425 010   |
| Kalimantan Tengah    | 1 224 532   | 1 246 346   | 1 586 000   | 1 606 726   | 1 682 196   | 1 712 881   |
| Kalimantan Selatan   | 1 220 724   | 1 231 893   | 1 476 136   | 1 484 729   | 1 490 492   | 1 590 125   |
| Kalimantan Timur     | 1 634 209   | 1 653 270   | 2 110 749   | 2 120 245   | 2 156 441   | 2 165 686   |
| Sulawesi Utara       | 1 266 913   | 1 286 315   | 1 349 053   | 1 359 061   | 1 385 232   | 1 454 568   |
| Sulawesi Tengah      | 1 370 551   | 1 377 578   | 1 535 533   | 1 554 268   | 1 566 873   | 1 606 114   |
| Sulawesi Selatan     | 1 188 246   | 1 257 170   | 1 312 035   | 1 326 145   | 1 366 790   | 1 430 579   |
| Sulawesi Tenggara    | 1 340 620   | 1 365 370   | 1 483 061   | 1 495 531   | 1 518 834   | 1 592 459   |
| Gorontalo            | 1 038 914   | 1 071 348   | 1 604 850   | 1 605 872   | 1 619 526   | 1 637 201   |
| Sulawesi Barat       | 1 217 351   | 1 267 694   | 1 296 148   | 1 313 681   | 1 356 388   | 1 421 042   |
| Maluku               | 1 357 138   | 1 378 482   | 1 747 771   | 1 758 828   | 1 813 533   | 1 826 513   |
| Maluku Utara         | 1 343 353   | 1 383 700   | 1 732 116   | 1 776 367   | 1 812 607   | 1 821 680   |
| Papua Barat          | 1 587 106   | 1 617 013   | 1 996 768   | 1 998 381   | 2 048 852   | 2 074 148   |
| Papua                | 1 730 833   | 2 061 410   | 2 088 045   | 2 117 373   | 2 131 890   | 2 186 800   |
| Jumlah/Total         | 1 241 777   | 1 262 280   | 1 447 978   | 1 462 430   | 1 493 749   | 1 563 844   |

Tabel D.3 Rata-rata Upah/Gaji Bersih (rupiah) Selama Sebulan Buruh/Karyawan Menurut Provinsi  
 Average of Net Wage/Salary (rupiah) per Month of Employee/Laborer by Province  
 Tahun/Years 2008 - 2010

| Provinsi<br>Province | Tahun / Years   |   |   |   |   |   |
|----------------------|---|---|---|---|---|---|
|                      | 2008  |   | 2009  |   | 2010  |   |
|                      | Februari<br>February  | Agustus<br>August   | Februari<br>February  | Agustus<br>August   | Februari<br>February  | Agustus<br>August   |
|                      | Rata-rata Upah<br>Buruh/Karyawan<br>Average of Net<br>Wage/Salary<br>Employee/Laborer | Rata-rata Upah<br>Buruh/Karyawan<br>Average of Net<br>Wage/Salary<br>Employee/Laborer | Rata-rata Upah<br>Buruh/Karyawan<br>Average of Net<br>Wage/Salary<br>Employee/Laborer | Rata-rata Upah<br>Buruh/Karyawan<br>Average of Net<br>Wage/Salary<br>Employee/Laborer | Rata-rata Upah<br>Buruh/Karyawan<br>Average of Net<br>Wage/Salary<br>Employee/Laborer | Rata-rata Upah<br>Buruh/Karyawan<br>Average of Net<br>Wage/Salary<br>Employee/Laborer |
| (1)                  | (2)   | (3)   | (4)   | (5)   | (6)   | (7)   |
| Aceh                 | 1 196 902   | 1 203 621   | 1 209 073   | 1 223 227   | 1 229 976   | 1 320 696   |
| Sumatra Utara        | 982 422   | 990 456   | 1 021 638   | 1 032 452   | 1 060 323   | 1 115 899   |
| Sumatra Barat        | 1 092 647   | 1 157 515   | 1 296 490   | 1 342 744   | 1 356 837   | 1 369 744   |
| Riau                 | 1 036 435   | 1 072 936   | 1 098 086   | 1 125 361   | 1 140 006   | 1 190 573   |
| Jambi                | 895 504   | 929 313   | 951 226   | 963 486   | 967 054   | 1 056 776   |
| Sumatra Selatan      | 837 071   | 849 649   | 856 245   | 888 282   | 906 674   | 986 343   |
| Bengkulu             | 1 119 617   | 1 215 815   | 1 361 057   | 1 372 295   | 1 400 073   | 1 453 698   |
| Lampung              | 802 505   | 857 595   | 941 545   | 958 719   | 967 254   | 1 007 960   |
| Bangka Belitung      | 911 919   | 951 554   | 965 187   | 977 508   | 985 296   | 1 079 070   |
| Kepulauan Riau       | 918 653   | 956 239   | 1 008 698   | 1 090 131   | 1 091 838   | 1 185 020   |
| DKI Jakarta          | -   | -   | -   | -   | -   | -   |
| Jawa Barat           | 879 977   | 895 240   | 945 397   | 953 085   | 1 002 863   | 1 095 369   |
| Jawa Tengah          | 727 256   | 747 237   | 804 755   | 832 135   | 835 787   | 924 762   |
| D.I. Yogyakarta      | 905 679   | 991 429   | 991 872   | 1 008 636   | 1 022 977   | 1 111 848   |
| Jawa Timur           | 751 443   | 767 530   | 847 422   | 854 845   | 856 705   | 913 925   |
| Banten               | 972 428   | 1 038 862   | 1 044 755   | 1 090 685   | 1 124 989   | 1 135 827   |
| Bali                 | 1 042 920   | 1 097 250   | 1 098 440   | 1 110 259   | 1 137 693   | 1 203 757   |
| Nusa Tenggara Barat  | 1 029 550   | 1 071 003   | 1 085 713   | 1 140 219   | 1 184 378   | 1 193 093   |
| Nusa Tenggara Timur  | 1 246 123   | 1 292 248   | 1 394 861   | 1 417 259   | 1 436 057   | 1 486 239   |
| Kalimantan Barat     | 1 031 824   | 1 063 045   | 1 087 931   | 1 100 571   | 1 120 473   | 1 205 683   |
| Kalimantan Tengah    | 1 012 649   | 1 029 588   | 1 084 680   | 1 131 477   | 1 179 631   | 1 235 254   |
| Kalimantan Selatan   | 982 974   | 1 011 263   | 1 084 859   | 1 142 415   | 1 174 051   | 1 231 139   |
| Kalimantan Timur     | 2 092 519   | 2 128 002   | 2 134 770   | 2 148 480   | 2 155 181   | 2 217 157   |
| Sulawesi Utara       | 1 078 554   | 1 122 332   | 1 224 601   | 1 237 398   | 1 258 869   | 1 296 060   |
| Sulawesi Tengah      | 888 646   | 932 542   | 995 574   | 1 026 642   | 1 050 146   | 1 133 104   |
| Sulawesi Selatan     | 1 012 449   | 1 052 419   | 1 081 660   | 1 088 795   | 1 099 695   | 1 125 017   |
| Sulawesi Tenggara    | 1 005 476   | 1 048 665   | 1 204 942   | 1 209 287   | 1 245 207   | 1 250 208   |
| Gorontalo            | 706 301   | 762 539   | 874 189   | 916 573   | 951 847   | 1 048 914   |
| Sulawesi Barat       | 1 079 990   | 1 115 787   | 1 136 691   | 1 152 129   | 1 166 361   | 1 199 968   |
| Maluku               | 1 245 969   | 1 259 689   | 1 268 311   | 1 269 812   | 1 279 265   | 1 375 164   |
| Maluku Utara         | 1 195 813   | 1 221 721   | 1 229 029   | 1 275 541   | 1 321 819   | 1 357 244   |
| Papua Barat          | 1 738 822   | 1 760 590   | 1 766 609   | 1 858 714   | 1 868 128   | 1 897 867   |
| Papua                | 1 755 005   | 2 155 330   | 2 184 023   | 2 203 605   | 2 223 230   | 2 305 694   |
| Jumlah/Total         | 910 283   | 951 463   | 1 008 159   | 1 028 383   | 1 045 163   | 1 119 796   |

**Tabel D.4** Rata-rata Upah/Gaji Bersih (rupiah) Selama Sebulan Buruh/Karyawan Menurut Provinsi  
**Table** Average of Net Wage/Salary (rupiah) per Month of Employee/Laborer by Province  
 Tahun/Years 2008 - 2010

| Provinsi<br>Province | Tahun / Years   |   |   |   |   |   |
|----------------------|---|---|---|---|---|---|
|                      | 2008  |   | 2009  |   | 2010  |   |
|                      | Februari<br>February  | Agustus<br>August   | Februari<br>February  | Agustus<br>August   | Februari<br>February  | Agustus<br>August   |
|                      | Rata-rata Upah<br>Buruh/Karyawan<br>Average of Net<br>Wage/Salary<br>Employee/Laborer | Rata-rata Upah<br>Buruh/Karyawan<br>Average of Net<br>Wage/Salary<br>Employee/Laborer | Rata-rata Upah<br>Buruh/Karyawan<br>Average of Net<br>Wage/Salary<br>Employee/Laborer | Rata-rata Upah<br>Buruh/Karyawan<br>Average of Net<br>Wage/Salary<br>Employee/Laborer | Rata-rata Upah<br>Buruh/Karyawan<br>Average of Net<br>Wage/Salary<br>Employee/Laborer | Rata-rata Upah<br>Buruh/Karyawan<br>Average of Net<br>Wage/Salary<br>Employee/Laborer |
| (1)                  | (2)   | (3)   | (4)   | (5)   | (6)   | (7)   |
| Aceh                 | 1 390 718   | 1 417 411   | 1 476 679   | 1 488 974   | 1 523 838   | 1 569 372   |
| Sumatra Utara        | 1 142 060   | 1 163 560   | 1 361 223   | 1 375 172   | 1 398 852   | 1 400 840   |
| Sumatra Barat        | 1 166 111   | 1 247 046   | 1 411 006   | 1 459 480   | 1 466 833   | 1 507 436   |
| Riau                 | 1 388 691   | 1 446 837   | 1 451 405   | 1 508 862   | 1 531 307   | 1 587 002   |
| Jambi                | 1 052 902   | 1 126 130   | 1 313 166   | 1 349 955   | 1 385 724   | 1 422 739   |
| Sumatra Selatan      | 1 174 659   | 1 203 431   | 1 283 162   | 1 297 298   | 1 323 982   | 1 361 139   |
| Bengkulu             | 1 255 820   | 1 356 689   | 1 481 292   | 1 501 728   | 1 510 165   | 1 583 938   |
| Lampung              | 1 015 882   | 1 029 511   | 1 096 259   | 1 120 787   | 1 128 876   | 1 172 294   |
| Bangka Belitung      | 1 081 113   | 1 145 179   | 1 305 029   | 1 315 357   | 1 334 729   | 1 360 483   |
| Kepulauan Riau       | 1 734 417   | 1 757 499   | 2 028 167   | 2 063 958   | 2 088 700   | 2 117 166   |
| DKI Jakarta          | 1 817 464   | 1 822 344   | 2 141 669   | 2 152 159   | 2 160 570   | 2 212 992   |
| Jawa Barat           | 1 249 492   | 1 273 231   | 1 421 701   | 1 467 906   | 1 473 497   | 1 558 543   |
| Jawa Tengah          | 945 192   | 960 450   | 1 050 134   | 1 092 410   | 1 104 244   | 1 177 762   |
| D.I. Yogyakarta      | 1 115 994   | 1 150 893   | 1 275 171   | 1 357 968   | 1 360 024   | 1 412 726   |
| Jawa Timur           | 997 952   | 1 004 799   | 1 112 914   | 1 137 084   | 1 154 171   | 1 224 840   |
| Banten               | 1 353 208   | 1 357 278   | 1 616 360   | 1 695 827   | 1 699 726   | 1 789 034   |
| Bali                 | 1 340 552   | 1 385 595   | 1 602 026   | 1 631 614   | 1 640 994   | 1 671 635   |
| Nusa Tenggara Barat  | 1 135 576   | 1 178 674   | 1 391 801   | 1 479 528   | 1 503 221   | 1 538 234   |
| Nusa Tenggara Timur  | 1 207 729   | 1 239 736   | 1 444 687   | 1 479 996   | 1 492 566   | 1 558 025   |
| Kalimantan Barat     | 1 207 710   | 1 252 848   | 1 274 447   | 1 299 220   | 1 306 556   | 1 391 660   |
| Kalimantan Tengah    | 1 147 734   | 1 170 566   | 1 373 834   | 1 461 788   | 1 476 352   | 1 519 765   |
| Kalimantan Selatan   | 1 193 503   | 1 228 382   | 1 392 648   | 1 454 428   | 1 458 632   | 1 547 645   |
| Kalimantan Timur     | 1 986 712   | 1 988 744   | 2 302 167   | 2 332 999   | 2 356 396   | 2 372 763   |
| Sulawesi Utara       | 1 136 232   | 1 186 195   | 1 301 794   | 1 307 542   | 1 329 227   | 1 360 761   |
| Sulawesi Tengah      | 1 128 320   | 1 160 861   | 1 361 481   | 1 369 459   | 1 379 207   | 1 416 557   |
| Sulawesi Selatan     | 1 164 523   | 1 251 414   | 1 258 560   | 1 299 016   | 1 326 595   | 1 389 621   |
| Sulawesi Tenggara    | 1 192 736   | 1 281 865   | 1 447 362   | 1 467 307   | 1 501 728   | 1 521 858   |
| Gorontalo            | 818 678   | 889 504   | 1 384 860   | 1 393 709   | 1 409 537   | 1 412 104   |
| Sulawesi Barat       | 1 155 297   | 1 217 587   | 1 226 204   | 1 249 968   | 1 261 488   | 1 347 078   |
| Maluku               | 1 338 014   | 1 371 553   | 1 592 792   | 1 614 073   | 1 622 839   | 1 689 195   |
| Maluku Utara         | 1 351 974   | 1 375 548   | 1 683 273   | 1 728 254   | 1 746 443   | 1 760 342   |
| Papua Barat          | 1 764 118   | 1 796 618   | 1 940 181   | 2 005 625   | 2 029 953   | 2 047 316   |
| Papua                | 1 822 973   | 2 202 707   | 2 209 704   | 2 262 654   | 2 280 797   | 2 325 943   |
| <b>Jumlah/Total</b>  | <b>1 223 317</b>  | <b>1 254 865</b>  | <b>1 406 555</b>  | <b>1 444 649</b>  | <b>1 458 424</b>  | <b>1 530 485</b>  |

**Tabel D.5** Rata-rata Upah/Gaji Bersih (rupiah) Selama Sebulan Buruh/Karyawan Menurut Provinsi  
**Table** Average of Net Wage/Salary (rupiah) per Month of Employee/Laborer by Province  
 Tahun/Years 2008 - 2010

| Provinsi<br>Province | Tahun / Years   |   |   |   |   |   |
|----------------------|---|---|---|---|---|---|
|                      | 2008  |   | 2009  |   | 2010  |   |
|                      | Februari<br>February  | Agustus<br>August   | Februari<br>February  | Agustus<br>August   | Februari<br>February  | Agustus<br>August   |
|                      | Rata-rata Upah<br>Buruh/Karyawan<br>Average of Net<br>Wage/Salary<br>Employee/Laborer | Rata-rata Upah<br>Buruh/Karyawan<br>Average of Net<br>Wage/Salary<br>Employee/Laborer | Rata-rata Upah<br>Buruh/Karyawan<br>Average of Net<br>Wage/Salary<br>Employee/Laborer | Rata-rata Upah<br>Buruh/Karyawan<br>Average of Net<br>Wage/Salary<br>Employee/Laborer | Rata-rata Upah<br>Buruh/Karyawan<br>Average of Net<br>Wage/Salary<br>Employee/Laborer | Rata-rata Upah<br>Buruh/Karyawan<br>Average of Net<br>Wage/Salary<br>Employee/Laborer |
| (1)                  | (2)   | (3)   | (4)   | (5)   | (6)   | (7)   |
| Aceh                 | 1 223 596   | 1 231 668   | 1 275 016   | 1 296 316   | 1 333 238   | 1 420 286   |
| Sumatra Utara        | 966 317   | 980 510   | 1 154 829   | 1 163 137   | 1 218 300   | 1 226 859   |
| Sumatra Barat        | 1 130 501   | 1 154 877   | 1 468 017   | 1 518 933   | 1 523 197   | 1 562 444   |
| Riau                 | 1 038 187   | 1 049 244   | 1 084 911   | 1 117 976   | 1 125 159   | 1 223 863   |
| Jambi                | 862 214   | 871 472   | 1 074 803   | 1 083 263   | 1 129 828   | 1 166 590   |
| Sumatra Selatan      | 826 309   | 919 386   | 991 911   | 1 020 218   | 1 041 493   | 1 123 013   |
| Bengkulu             | 1 110 034   | 1 155 566   | 1 229 055   | 1 245 473   | 1 315 632   | 1 386 797   |
| Lampung              | 799 475   | 828 063   | 960 615   | 969 266   | 972 894   | 1 021 770   |
| Bangka Belitung      | 807 672   | 833 137   | 895 273   | 969 220   | 992 192   | 1 064 939   |
| Kepulauan Riau       | 1 462 717   | 1 467 871   | 1 584 701   | 1 616 138   | 1 633 724   | 1 656 086   |
| DKI Jakarta          | 1 326 310   | 1 343 454   | 1 544 790   | 1 561 816   | 1 567 965   | 1 660 578   |
| Jawa Barat           | 982 962   | 1 013 934   | 1 063 596   | 1 117 143   | 1 122 918   | 1 211 934   |
| Jawa Tengah          | 650 908   | 689 194   | 757 176   | 786 349   | 792 607   | 884 224   |
| D.I. Yogyakarta      | 865 638   | 923 350   | 958 222   | 988 282   | 998 825   | 1 076 031   |
| Jawa Timur           | 762 138   | 795 165   | 844 153   | 860 341   | 870 589   | 936 598   |
| Banten               | 1 084 149   | 1 113 171   | 1 257 177   | 1 282 925   | 1 287 614   | 1 370 610   |
| Bali                 | 986 260   | 1 019 628   | 1 121 526   | 1 135 570   | 1 140 716   | 1 200 942   |
| Nusa Tenggara Barat  | 754 495   | 823 055   | 882 808   | 983 653   | 1 041 927   | 1 090 087   |
| Nusa Tenggara Timur  | 1 188 561   | 1 208 159   | 1 380 044   | 1 388 881   | 1 410 193   | 1 456 314   |
| Kalimantan Barat     | 970 510   | 1 001 418   | 1 015 300   | 1 023 526   | 1 031 393   | 1 109 348   |
| Kalimantan Tengah    | 987 674   | 1 011 180   | 1 020 261   | 1 130 272   | 1 141 968   | 1 224 114   |
| Kalimantan Selatan   | 861 305   | 916 804   | 991 968   | 1 068 000   | 1 080 499   | 1 163 347   |
| Kalimantan Timur     | 1 146 083   | 1 208 392   | 1 515 963   | 1 596 275   | 1 608 754   | 1 621 230   |
| Sulawesi Utara       | 1 284 860   | 1 291 699   | 1 297 713   | 1 312 326   | 1 327 666   | 1 419 121   |
| Sulawesi Tengah      | 1 044 783   | 1 092 749   | 1 098 364   | 1 124 847   | 1 132 187   | 1 205 345   |
| Sulawesi Selatan     | 966 280   | 1 057 723   | 1 118 706   | 1 144 668   | 1 159 503   | 1 162 105   |
| Sulawesi Tenggara    | 923 770   | 967 737   | 1 034 660   | 1 073 832   | 1 093 550   | 1 190 401   |
| Gorontalo            | 942 903   | 946 698   | 994 633   | 1 043 817   | 1 078 352   | 1 156 337   |
| Sulawesi Barat       | 967 448   | 1 049 957   | 1 063 629   | 1 130 737   | 1 139 923   | 1 166 598   |
| Maluku               | 1 222 587   | 1 229 361   | 1 361 800   | 1 454 422   | 1 479 098   | 1 555 176   |
| Maluku Utara         | 1 065 595   | 1 115 995   | 1 178 746   | 1 213 801   | 1 221 150   | 1 282 411   |
| Papua Barat          | 1 282 500   | 1 332 707   | 1 719 415   | 1 750 939   | 1 766 163   | 1 847 500   |
| Papua                | 1 446 437   | 1 801 916   | 1 852 029   | 1 874 901   | 1 884 460   | 1 976 404   |
| <b>Jumlah/Total</b>  | <b>933 164</b>  | <b>973 642</b>  | <b>1 071 986</b>  | <b>1 098 041</b>  | <b>1 113 694</b>  | <b>1 192 463</b>  |

<http://www.bps.go.id>

**TABEL / TABLES**

**KEADAAN KETENAGAKERJAAN / LABOR FORCE SITUATION, AUGUST 2010**

Tabel 01.1 Penduduk Berumur 15 Tahun ke Atas Menurut Golongan Umur dan Kegiatan Selama Seminggu yang lalu  
 Population 15 Years of Age and Over by Age Group and Type of Activity During the Previous Week  
 (Agustus/August 2010)

| Perkotaan+Perdesaan/Urban+Rural |                                    |                            |                                   |              |   |  |                                     |                |              |              | Laki-laki+Perempuan/Male+Female                                    |  |  |
|---------------------------------|------------------------------------|----------------------------|-----------------------------------|--------------|---|--|-------------------------------------|----------------|--------------|--------------|--|--|--|
| Golongan Umur<br>Age Group      | Angkatan Kerja/Economically Active |                            |                                   |              |   | Bukan Angkatan Kerja/Not Economically Active |                                     |                |              |              | % Bekerja Terhadap Angkatan Kerja % Working to Economically Active | Tingkat Pengangguran Terbuka (TPT) Unemployment Rate (%) | % Angkatan Kerja Terhadap Penduduk Usia Kerja (TPAK) % Economically Active to Working Age Population |
|                                 | Bekerja Working                    | Pernah Bekerja Ever Worked | Tidak Pernah Bekerja Never Worked | Jumlah Total | Jumlah Angkatan Kerja Total Economically Active | Sekolah Attending School                     | Mengurus Rumah Tangga House Keeping | Lainnya Others | Jumlah Total | Jumlah Total |  |  |  |
|                                 |                                    |                            |                                   |              |   |  |                                     |                |              |              |  |  |  |
| (1)                             | (2)                                | (3)                        | (4)                               | (5)          | (6)   | (7)  | (8)                                 | (9)            | (10)         | (11)         | (12)   | (13)   | (14)   |
| 15 - 19                         | 5 526 039                          | 277 627                    | 1 867 841                         | 2 145 468    | 7 671 507                                       | 11 872 911                                   | 1 751 816                           | 1 476 863      | 15 101 590   | 22 773 097   | 72.03  | 27.97  | 33.69  |
| 20 - 24                         | 10 307 346                         | 647 322                    | 1 530 274                         | 2 177 596    | 12 484 942                                      | 1 896 996                                    | 3 247 921                           | 656 277        | 5 801 194    | 18 286 136   | 82.56  | 17.44  | 68.28  |
| 25 - 29                         | 14 401 201                         | 680 648                    | 750 742                           | 1 431 390    | 15 832 591                                      | 216 423                                      | 4 557 476                           | 364 305        | 5 138 204    | 20 970 795   | 90.96  | 9.04   | 75.50  |
| 30 - 34                         | 15 122 567                         | 447 472                    | 339 605                           | 787 077      | 15 909 644                                      | 19 385                                       | 4 583 000                           | 235 447        | 4 837 832    | 20 747 476   | 95.05  | 4.95   | 76.68  |
| 35 - 39                         | 14 068 025                         | 279 322                    | 214 139                           | 493 461      | 14 561 486                                      | 3 791  | 3 837 660                           | 158 688        | 4 000 139    | 18 561 625   | 96.61  | 3.39   | 78.45  |
| 40 - 44                         | 13 433 234                         | 227 481                    | 143 857                           | 371 338      | 13 804 572                                      | 1 748  | 3 143 759                           | 166 047        | 3 311 554    | 17 116 126   | 97.31  | 2.69   | 80.65  |
| 45 - 49                         | 11 145 675                         | 164 863                    | 108 722                           | 273 585      | 11 419 260                                      | 524  | 2 585 637                           | 161 721        | 2 747 882    | 14 167 142   | 97.60  | 2.40   | 80.60  |
| 50 - 54                         | 9 261 736                          | 125 617                    | 77 458                            | 203 075      | 9 464 811                                       | -  | 2 285 197                           | 302 074        | 2 587 271    | 12 052 082   | 97.85  | 2.15   | 78.53  |
| 55 - 59                         | 6 260 965                          | 92 699                     | 69 979                            | 162 678      | 6 423 643                                       | -  | 1 816 824                           | 478 817        | 2 295 641    | 8 719 284    | 97.47  | 2.53   | 73.67  |
| 60 +                            | 8 680 979                          | 163 491                    | 110 620                           | 274 111      | 8 955 090                                       | -  | 5 162 166                           | 4 559 320      | 9 721 486    | 18 676 576   | 96.94  | 3.06   | 47.95  |
| Jumlah/Total                    | 108 207 767                        | 3 106 542                  | 5 213 237                         | 8 319 779    | 116 527 546                                     | 14 011 778                                   | 32 971 456                          | 8 559 559      | 55 542 793   | 172 070 339  | 92.86  | 7.14   | 67.72  |

Catatan/Note :

- \*) 1. Mencari Pekerjaan/Looking for Work  
 2. Mempersiapkan Usaha/Establishing a New Business/Firm  
 3. Merasa Tidak Mungkin Mendapat Pekerjaan/Hopeless of Job  
 4. Sudah Punya Pekerjaan Tetapi Belum Mulai Bekerja/Have a Job in Future Start

Tabel 01.2 Penduduk Berumur 15 Tahun ke Atas Menurut Golongan Umur dan Kegiatan Selama Seminggu yang lalu  
 Population 15 Years of Age and Over by Age Group and Type of Activity During the Previous Week  
 (Agustus/August 2010)

Perkotaan/Urban

Laki-laki+Perempuan/Male+Female

| Golongan Umur<br>Age Group | Angkatan Kerja/Economically Active |   |   |                 |  | Bukan Angkatan Kerja/Not Economically Active |   |                   |                 | Jumlah<br>Total | % Bekerja<br>Terhadap<br>Angkatan<br>Kerja<br>% Working<br>to<br>Economi-<br>cally<br>Active | Tingkat<br>Pengangguran<br>Terbuka (TPT)<br>Unemployment<br>Rate<br>(%) | % Angkatan<br>Kerja<br>Terhadap<br>Penduduk<br>Usia Kerja<br>(TPAK)<br>% Economi-<br>cally Active<br>to Working<br>Age<br>Population |
|----------------------------|------------------------------------|---|---|-----------------|--|--|---|-------------------|-----------------|-----------------|--|---|--|
|                            | Bekerja<br>Working                 | Pengangguran Terbuka<br>Unemployment *) |   |                 | Jumlah<br>Angkatan<br>Kerja<br>Total Eco-<br>nomically<br>Active | Sekolah<br>Attending<br>School               | Mengurus<br>Rumah<br>Tangga<br>House<br>Keeping | Lainnya<br>Others | Jumlah<br>Total |                 |  |   |  |
|                            |                                    | Pernah<br>Bekerja<br>Ever<br>Worked     | Tidak<br>Pernah<br>Bekerja<br>Never<br>Worked | Jumlah<br>Total |  |  |   |                   |                 |                 |  |   |  |
| (1)                        | (2)                                | (3)                                     | (4)   | (5)             | (6)  | (7)  | (8)   | (9)               | (10)            | (11)            | (12)   | (13)  | (14)   |
| 15 - 19                    | 2 135 749                          | 127 631                                 | 847 628                                       | 975 259         | 3 111 008  | 6 123 789                                    | 474 630   | 500 213           | 7 098 632       | 10 209 640      | 68.65  | 31.35   | 30.47  |
| 20 - 24                    | 4 886 465                          | 390 143                                 | 786 648                                       | 1 176 791       | 6 063 256  | 1 430 384                                    | 1 107 406                                       | 265 890           | 2 803 680       | 8 866 936       | 80.59  | 19.41   | 68.38  |
| 25 - 29                    | 6 778 819                          | 450 098                                 | 429 084                                       | 879 182         | 7 658 001  | 165 917                                      | 1 995 853                                       | 154 070           | 2 315 840       | 9 973 841       | 88.52  | 11.48   | 76.78  |
| 30 - 34                    | 6 765 419                          | 306 733                                 | 205 613                                       | 512 346         | 7 277 765  | 16 038                                       | 2 180 048                                       | 102 696           | 2 298 782       | 9 576 547       | 92.96  | 7.04  | 76.00  |
| 35 - 39                    | 5 978 243                          | 188 097                                 | 118 215                                       | 306 312         | 6 284 555  | 2 205  | 1 881 542                                       | 71 849            | 1 955 596       | 8 240 151       | 95.13  | 4.87  | 76.27  |
| 40 - 44                    | 5 756 137                          | 160 652                                 | 82 732  | 243 384         | 5 999 521  | 1 090  | 1 608 834                                       | 84 205            | 1 694 129       | 7 693 650       | 95.94  | 4.06  | 77.98  |
| 45 - 49                    | 4 497 736                          | 115 853                                 | 63 561  | 179 414         | 4 677 150  | 432  | 1 302 676                                       | 80 771            | 1 383 879       | 6 061 029       | 96.16  | 3.84  | 77.17  |
| 50 - 54                    | 3 647 203                          | 83 800                                  | 45 420  | 129 220         | 3 776 423  | -  | 1 153 167                                       | 162 172           | 1 315 339       | 5 091 762       | 96.58  | 3.42  | 74.17  |
| 55 - 59                    | 2 226 752                          | 57 084                                  | 40 757  | 97 841          | 2 324 593  | -  | 960 572   | 303 161           | 1 263 733       | 3 588 326       | 95.79  | 4.21  | 64.78  |
| 60 +                       | 2 360 273                          | 96 133                                  | 61 063  | 157 196         | 2 517 469  | -  | 2 269 383                                       | 1 981 589         | 4 250 972       | 6 768 441       | 93.76  | 6.24  | 37.19  |
| Jumlah/Total               | 45 032 796                         | 1 976 224                               | 2 680 721                                     | 4 656 945       | 49 689 741   | 7 739 855                                    | 14 934 111                                      | 3 706 616         | 26 380 582      | 76 070 323      | 90.63  | 9.37  | 65.32  |

Catatan/Note :

- \*) 1. Mencari Pekerjaan/Looking for Work  
 2. Mempersiapkan Usaha/Establishing a New Business/Firm  
 3. Merasa Tidak Mungkin Mendapat Pekerjaan/Hopeless of Job  
 4. Sudah Punya Pekerjaan Tetapi Belum Mulai Bekerja/Have a Job in Future Start

Tabel 01.3 Penduduk Berumur 15 Tahun ke Atas Menurut Golongan Umur dan Kegiatan Selama Seminggu yang lalu  
 Population 15 Years of Age and Over by Age Group and Type of Activity During the Previous Week  
 (Agustus/August 2010)

Perdesaan/Rural

Laki-laki+Perempuan/Male+Female

| Golongan Umur<br>Age Group | Angkatan Kerja/Economically Active |   |   |                 |  | Bukan Angkatan Kerja/Not Economically Active |   |                   |                 | Jumlah<br>Total | % Bekerja<br>Terhadap<br>Angkatan<br>Kerja<br>% Working<br>to<br>Economi-<br>cally<br>Active | Tingkat<br>Pengangguran<br>Terbuka (TPT)<br>Unemployment<br>Rate<br>(%) | % Angkatan<br>Kerja<br>Terhadap<br>Penduduk<br>Usia Kerja<br>(TPAK)<br>% Economi-<br>cally Active<br>to Working<br>Age<br>Population |
|----------------------------|------------------------------------|---|---|-----------------|--|--|---|-------------------|-----------------|-----------------|--|---|--|
|                            | Bekerja<br>Working                 | Pengangguran Terbuka<br>Unemployment *) |   |                 | Jumlah<br>Angkatan<br>Kerja<br>Total Eco-<br>nomically<br>Active | Sekolah<br>Attending<br>School               | Mengurus<br>Rumah<br>Tangga<br>House<br>Keeping | Lainnya<br>Others | Jumlah<br>Total |                 |  |   |  |
|                            |                                    | Pernah<br>Bekerja<br>Ever<br>Worked     | Tidak<br>Pernah<br>Bekerja<br>Never<br>Worked | Jumlah<br>Total |  |  |   |                   |                 |                 |  |   |  |
| (1)                        | (2)                                | (3)                                     | (4)   | (5)             | (6)  | (7)  | (8)   | (9)               | (10)            | (11)            | (12)   | (13)  | (14)   |
| 15 - 19                    | 3 390 290                          | 149 996                                 | 1 020 213                                     | 1 170 209       | 4 560 499  | 5 749 122                                    | 1 277 186                                       | 976 650           | 8 002 958       | 12 563 457      | 74.34  | 25.66   | 36.30  |
| 20 - 24                    | 5 420 881                          | 257 179                                 | 743 626                                       | 1 000 805       | 6 421 686  | 466 612                                      | 2 140 515                                       | 390 387           | 2 997 514       | 9 419 200       | 84.42  | 15.58   | 68.18  |
| 25 - 29                    | 7 622 382                          | 230 550                                 | 321 658                                       | 552 208         | 8 174 590  | 50 506                                       | 2 561 623                                       | 210 235           | 2 822 364       | 10 996 954      | 93.24  | 6.76  | 74.34  |
| 30 - 34                    | 8 357 148                          | 140 739                                 | 133 992                                       | 274 731         | 8 631 879  | 3 347  | 2 402 952                                       | 132 751           | 2 539 050       | 11 170 929      | 96.82  | 3.18  | 77.27  |
| 35 - 39                    | 8 089 782                          | 91 225                                  | 95 924  | 187 149         | 8 276 931  | 1 586  | 1 956 118                                       | 86 839            | 2 044 543       | 10 321 474      | 97.74  | 2.26  | 80.19  |
| 40 - 44                    | 7 677 097                          | 66 829                                  | 61 125  | 127 954         | 7 805 051  | 658  | 1 534 925                                       | 81 842            | 1 617 425       | 9 422 476       | 98.36  | 1.64  | 82.83  |
| 45 - 49                    | 6 647 939                          | 49 010                                  | 45 161  | 94 171          | 6 742 110  | 92   | 1 282 961                                       | 80 950            | 1 364 003       | 8 106 113       | 98.60  | 1.40  | 83.17  |
| 50 - 54                    | 5 614 533                          | 41 817                                  | 32 038  | 73 855          | 5 688 388  | -  | 1 132 030                                       | 139 902           | 1 271 932       | 6 960 320       | 98.70  | 1.30  | 81.73  |
| 55 - 59                    | 4 034 213                          | 35 615                                  | 29 222  | 64 837          | 4 099 050  | -  | 856 252   | 175 656           | 1 031 908       | 5 130 958       | 98.42  | 1.58  | 79.89  |
| 60 +                       | 6 320 706                          | 67 358                                  | 49 557  | 116 915         | 6 437 621  | -  | 2 892 783                                       | 2 577 731         | 5 470 514       | 11 908 135      | 98.18  | 1.82  | 54.06  |
| Jumlah/Total               | 63 174 971                         | 1 130 318                               | 2 532 516                                     | 3 662 834       | 66 837 805   | 6 271 923                                    | 18 037 345                                      | 4 852 943         | 29 162 211      | 96 000 016      | 94.52  | 5.48  | 69.62  |

Catatan/Note :

- \*) 1. Mencari Pekerjaan/Looking for Work  
 2. Mempersiapkan Usaha/Establishing a New Business/Firm  
 3. Merasa Tidak Mungkin Mendapat Pekerjaan/Hopeless of Job  
 4. Sudah Punya Pekerjaan Tetapi Belum Mulai Bekerja/Have a Job in Future Start



Tabel 01.4 Penduduk Berumur 15 Tahun ke Atas Menurut Golongan Umur dan Kegiatan Selama Seminggu yang lalu  
 Table Population 15 Years of Age and Over by Age Group and Type of Activity During the Previous Week  
 (Agustus/August 2010)

Perkotaan+Perdesaan/Urban+Rural

Laki-laki/Male

| Golongan Umur<br>Age Group | Angkatan Kerja/Economically Active |   |   |                 |  | Bukan Angkatan Kerja/Not Economically Active |   |                   |                 | Jumlah<br>Total | % Bekerja<br>Terhadap<br>Angkatan<br>Kerja<br>% Working<br>to<br>Economi-<br>cally<br>Active | Tingkat<br>Pengangguran<br>Terbuka (TPT)<br>Unemployment<br>Rate<br>(%) | % Angkatan<br>Kerja<br>Terhadap<br>Penduduk<br>Usia Kerja<br>(TPAK)<br>% Economi-<br>cally Active<br>to Working<br>Age<br>Population |
|----------------------------|------------------------------------|---|---|-----------------|--|--|---|-------------------|-----------------|-----------------|--|---|--|
|                            | Bekerja<br>Working                 | Pengangguran Terbuka<br>Unemployment *) |   |                 | Jumlah<br>Angkatan<br>Kerja<br>Total Eco-<br>nomically<br>Active | Sekolah<br>Attending<br>School               | Mengurus<br>Rumah<br>Tangga<br>House<br>Keeping | Lainnya<br>Others | Jumlah<br>Total |                 |  |   |  |
|                            |                                    | Pernah<br>Bekerja<br>Ever<br>Worked     | Tidak<br>Pernah<br>Bekerja<br>Never<br>Worked | Jumlah<br>Total |  |  |   |                   |                 |                 |  |   |  |
| (1)                        | (2)                                | (3)                                     | (4)   | (5)             | (6)  | (7)  | (8)   | (9)               | (10)            | (11)            | (12)   | (13)  | (14)   |
| 15 - 19                    | 3 258 175                          | 160 789                                 | 1 076 111                                     | 1 236 900       | 4 495 075  | 5 985 392                                    | 193 970   | 943 914           | 7 123 276       | 11 618 351      | 72.48  | 27.52   | 38.69  |
| 20 - 24                    | 6 231 825                          | 416 014                                 | 877 873                                       | 1 293 887       | 7 525 712  | 948 219                                      | 133 960   | 441 309           | 1 523 488       | 9 049 200       | 82.81  | 17.19   | 83.16  |
| 25 - 29                    | 9 258 248                          | 413 647                                 | 368 377                                       | 782 024         | 10 040 272   | 144 034                                      | 117 224   | 262 792           | 524 050         | 10 564 322      | 92.21  | 7.79  | 95.04  |
| 30 - 34                    | 9 629 862                          | 267 147                                 | 114 514                                       | 381 661         | 10 011 523   | 11 573                                       | 72 922  | 168 373           | 252 868         | 10 264 391      | 96.19  | 3.81  | 97.54  |
| 35 - 39                    | 8 788 758                          | 162 009                                 | 47 071  | 209 080         | 8 997 838  | 2 456  | 57 870  | 114 077           | 174 403         | 9 172 241       | 97.68  | 2.32  | 98.10  |
| 40 - 44                    | 8 471 268                          | 133 675                                 | 30 792  | 164 467         | 8 635 735  | 7  | 54 049  | 112 750           | 166 806         | 8 802 541       | 98.10  | 1.90  | 98.11  |
| 45 - 49                    | 6 775 567                          | 98 491                                  | 17 674  | 116 165         | 6 891 732  | 524  | 54 582  | 116 861           | 171 967         | 7 063 699       | 98.31  | 1.69  | 97.57  |
| 50 - 54                    | 5 745 595                          | 76 300                                  | 14 697  | 90 997          | 5 836 592  | -  | 81 941  | 221 818           | 303 759         | 6 140 351       | 98.44  | 1.56  | 95.05  |
| 55 - 59                    | 3 871 495                          | 52 607                                  | 13 219  | 65 826          | 3 937 321  | -  | 136 782   | 381 883           | 518 665         | 4 455 986       | 98.33  | 1.67  | 88.36  |
| 60 +                       | 5 431 430                          | 62 545                                  | 15 988  | 78 533          | 5 509 963  | -  | 647 579   | 2 532 315         | 3 179 894       | 8 689 857       | 98.57  | 1.43  | 63.41  |
| Jumlah/Total               | 67 462 223                         | 1 843 224                               | 2 576 316                                     | 4 419 540       | 71 881 763   | 7 092 205                                    | 1 550 879                                       | 5 296 092         | 13 939 176      | 85 820 939      | 93.85  | 6.15  | 83.76  |

Catatan/Note :

- \*) 1. Mencari Pekerjaan/Looking for Work  
 2. Mempersiapkan Usaha/Establishing a New Business/Firm  
 3. Merasa Tidak Mungkin Mendapat Pekerjaan/Hopeless of Job  
 4. Sudah Punya Pekerjaan Tetapi Belum Mulai Bekerja/Have a Job in Future Start

Tabel 01.5 Penduduk Berumur 15 Tahun ke Atas Menurut Golongan Umur dan Kegiatan Selama Seminggu yang lalu  
 Table Population 15 Years of Age and Over by Age Group and Type of Activity During the Previous Week  
 (Agustus/August 2010)

| Perkotaan+Perdesaan/Urban+Rural |                                    |                                      |                                   |              |   |  |                                     |                |              |              |  |  |  | Perempuan/Female |
|---------------------------------|------------------------------------|--------------------------------------|-----------------------------------|--------------|---|--|-------------------------------------|----------------|--------------|--------------|--|--|--|------------------|
| Golongan Umur<br>Age Group      | Angkatan Kerja/Economically Active |                                      |                                   |              |   | Bukan Angkatan Kerja/Not Economically Active |                                     |                |              |              | % Bekerja Terhadap Angkatan Kerja % Working to Economically Active | Tingkat Pengangguran Terbuka (TPT) Unemployment Rate (%) | % Angkatan Kerja Terhadap Penduduk Usia Kerja (TPAK) % Economically Active to Working Age Population |                  |
|                                 | Bekerja Working                    | Pengangguran Terbuka Unemployment *) |                                   |              | Jumlah Angkatan Kerja Total Economically Active | Sekolah Attending School                     | Mengurus Rumah Tangga House Keeping | Lainnya Others | Jumlah Total | Jumlah Total |  |  |  |                  |
|                                 |                                    | Pernah Bekerja Ever Worked           | Tidak Pernah Bekerja Never Worked | Jumlah Total |   |  |                                     |                |              |              |  |  |  |                  |
| (1)                             | (2)                                | (3)                                  | (4)                               | (5)          | (6)   | (7)  | (8)                                 | (9)            | (10)         | (11)         | (12)   | (13)   | (14)   |                  |
| 15 - 19                         | 2 267 864                          | 116 838                              | 791 730                           | 908 568      | 3 176 432                                       | 5 887 519                                    | 1 557 846                           | 532 949        | 7 978 314    | 11 154 746   | 71.40  | 28.60  | 28.48  |                  |
| 20 - 24                         | 4 075 521                          | 231 308                              | 652 401                           | 883 709      | 4 959 230                                       | 948 777                                      | 3 113 961                           | 214 968        | 4 277 706    | 9 236 936    | 82.18  | 17.82  | 53.69  |                  |
| 25 - 29                         | 5 142 953                          | 267 001                              | 382 365                           | 649 366      | 5 792 319                                       | 72 389                                       | 4 440 252                           | 101 513        | 4 614 154    | 10 406 473   | 88.79  | 11.21  | 55.66  |                  |
| 30 - 34                         | 5 492 705                          | 180 325                              | 225 091                           | 405 416      | 5 898 121                                       | 7 812  | 4 510 078                           | 67 074         | 4 584 964    | 10 483 085   | 93.13  | 6.87   | 56.26  |                  |
| 35 - 39                         | 5 279 267                          | 117 313                              | 167 068                           | 284 381      | 5 563 648                                       | 1 335  | 3 779 790                           | 44 611         | 3 825 736    | 9 389 384    | 94.89  | 5.11   | 59.25  |                  |
| 40 - 44                         | 4 961 966                          | 93 806                               | 113 065                           | 206 871      | 5 168 837                                       | 1 741  | 3 089 710                           | 53 297         | 3 144 748    | 8 313 585    | 96.00  | 4.00   | 62.17  |                  |
| 45 - 49                         | 4 370 108                          | 66 372                               | 91 048                            | 157 420      | 4 527 528                                       | -  | 2 531 055                           | 44 860         | 2 575 915    | 7 103 443    | 96.52  | 3.48   | 63.74  |                  |
| 50 - 54                         | 3 516 141                          | 49 317                               | 62 761                            | 112 078      | 3 628 219                                       | -  | 2 203 256                           | 80 256         | 2 283 512    | 5 911 731    | 96.91  | 3.09   | 61.37  |                  |
| 55 - 59                         | 2 389 470                          | 40 092                               | 56 760                            | 96 852       | 2 486 322                                       | -  | 1 680 042                           | 96 934         | 1 776 976    | 4 263 298    | 96.10  | 3.90   | 58.32  |                  |
| 60 +                            | 3 249 549                          | 100 946                              | 94 632                            | 195 578      | 3 445 127                                       | -  | 4 514 587                           | 2 027 005      | 6 541 592    | 9 986 719    | 94.32  | 5.68   | 34.50  |                  |
| Jumlah/Total                    | 40 745 544                         | 1 263 318                            | 2 636 921                         | 3 900 239    | 44 645 783                                      | 6 919 573                                    | 31 420 577                          | 3 263 467      | 41 603 617   | 86 249 400   | 91.26  | 8.74   | 51.76  |                  |

Catatan/Note :

- \*) 1. Mencari Pekerjaan/Looking for Work  
 2. Mempersiapkan Usaha/Establishing a New Business/Firm  
 3. Merasa Tidak Mungkin Mendapat Pekerjaan/Hopeless of Job  
 4. Sudah Punya Pekerjaan Tetapi Belum Mulai Bekerja/Have a Job in Future Start

Tabel 02.1 Penduduk Berumur 15 Tahun ke Atas Menurut Pendidikan Tertinggi yang Ditamatkan dan Kegiatan Selama Seminggu yang lalu  
 Table Population 15 Years of Age and Over by Educational Attainment and Type of Activity During the Previous Week  
 (Agustus/August 2010)

| Perkotaan+Perdesaan/Urban+Rural                                   |                                    |                                       |                                   |              |   |  |                                     |                |              |             | Laki-laki+Perempuan/Male+Female |  |  |  |
|---|------------------------------------|---------------------------------------|-----------------------------------|--------------|---|--|-------------------------------------|----------------|--------------|-------------|---------------------------------|--|--|--|
| Pendidikan Tertinggi yang Ditamatkan<br>Educational Attainment *) | Angkatan Kerja/Economically Active |                                       |                                   |              |   | Bukan Angkatan Kerja/Not Economically Active |                                     |                |              |             | Jumlah Total                    | % Bekerja Terhadap Angkatan Kerja % Working to Economically Active | Tingkat Pengangguran Terbuka (TPT) % Unemployment Rate (%) | % Angkatan Kerja Terhadap Penduduk Usia Kerja (TPAK) % Economically Active to Working Age Population |
|   | Bekerja Working                    | Pengangguran Terbuka Unemployment **) |                                   |              | Jumlah Angkatan Kerja Total Economically Active | Sekolah Attending School                     | Mengurus Rumah Tangga House Keeping | Lainnya Others | Jumlah Total |             |                                 |  |  |  |
|   |                                    | Pernah Bekerja Ever Worked            | Tidak Pernah Bekerja Never Worked | Jumlah Total |   |  |                                     |                |              |             |                                 |  |  |  |
| (1)   | (2)                                | (3)                                   | (4)                               | (5)          | (6)   | (7)  | (8)                                 | (9)            | (10)         | (11)        | (12)                            | (13)   | (14)   |  |
| 0   | 5 186 199                          | 82 274                                | 75 312                            | 157 586      | 5 343 785                                       | -  | 2 731 846                           | 1 904 268      | 4 636 114    | 9 979 899   | 97.05                           | 2.95   | 53.55  |  |
| 1   | 18 007 866                         | 254 279                               | 345 942                           | 600 221      | 18 608 087                                      | 132 684                                      | 6 523 302                           | 2 218 479      | 8 874 465    | 27 482 552  | 96.77                           | 3.23   | 67.71  |  |
| 2   | 31 318 804                         | 515 705                               | 887 153                           | 1 402 858    | 32 721 662                                      | 2 488 501                                    | 9 694 947                           | 1 633 645      | 13 817 093   | 46 538 755  | 95.71                           | 4.29   | 70.31  |  |
| 3   | 20 634 591                         | 558 948                               | 1 102 501                         | 1 661 449    | 22 296 040                                      | 8 283 403                                    | 6 494 432                           | 1 226 105      | 16 003 940   | 38 299 980  | 92.55                           | 7.45   | 58.21  |  |
| 4   | 15 914 285                         | 670 891                               | 1 478 232                         | 2 149 123    | 18 063 408                                      | 2 648 802                                    | 4 639 954                           | 903 136        | 8 191 892    | 26 255 300  | 88.10                           | 11.90  | 68.80  |  |
| 5   | 8 876 113                          | 494 244                               | 700 948                           | 1 195 192    | 10 071 305                                      | 362 150                                      | 1 915 208                           | 388 109        | 2 665 467    | 12 736 772  | 88.13                           | 11.87  | 79.07  |  |
| 6   | 3 023 727                          | 221 674                               | 221 548                           | 443 222      | 3 466 949                                       | 48 494                                       | 486 127                             | 111 972        | 646 593      | 4 113 542   | 87.22                           | 12.78  | 84.28  |  |
| 7   | 5 246 182                          | 308 527                               | 401 601                           | 710 128      | 5 956 310                                       | 47 744                                       | 485 640                             | 173 845        | 707 229      | 6 663 539   | 88.08                           | 11.92  | 89.39  |  |
| Jumlah/Total  | 108 207 767                        | 3 106 542                             | 5 213 237                         | 8 319 779    | 116 527 546                                     | 14 011 778                                   | 32 971 456                          | 8 559 559      | 55 542 793   | 172 070 339 | 92.86                           | 7.14   | 67.72  |  |

## Catatan/Note :

\*) 0. Tidak/belum pernah sekolah/No Schooling

1. Tidak/belum tamat SD/Did Not Complete/Not Yet Completed Primary School

2. Sekolah Dasar/Primary School

3. SLTP/Junior High School

4. SMTA Umum/Senior High School (General)

5. SMTA Kejuruan/Senior High School (Vocational)

6. Diploma I/II/III/Akademi/Diploma I/II/III/Academy

7. Universitas/University

\*\*) Lihat Penjelasan Tabel 01/Look at Note on Table 01

Tabel 02.2 Penduduk Berumur 15 Tahun ke Atas Menurut Pendidikan Tertinggi yang Ditamatkan dan Kegiatan Selama Seminggu yang lalu  
 Table Population 15 Years of Age and Over by Educational Attainment and Type of Activity During the Previous Week  
 (Agustus/August 2010)

| Perkotaan/Urban   |                                    |  |                                   |                 |  |  |  |                   |                 |                 |   |   |   | Laki-laki+Perempuan/Male+Female |  |
|---|------------------------------------|--|-----------------------------------|-----------------|--|--|--|-------------------|-----------------|-----------------|---|---|---|---------------------------------|--|
| Pendidikan Tertinggi yang Ditamatkan<br>Educational Attainment *) | Angkatan Kerja/Economically Active |  |                                   |                 |  | Bukan Angkatan Kerja/Not Economically Active |  |                   |                 |                 | % Bekerja Terhadap Angkatan Kerja<br>% Working to Economically Active | Tingkat Pengangguran Terbuka (TPT)<br>Unemployment Rate (%) | % Angkatan Kerja Terhadap Penduduk Usia Kerja (TPAK)<br>% Economically Active to Working Age Population |                                 |  |
|   | Bekerja Working                    | Pengangguran Terbuka<br>Unemployment **) |                                   |                 | Jumlah Angkatan Kerja<br>Total Economically Active | Sekolah<br>Attending School                  | Mengurus Rumah<br>Tangga House Keeping | Lainnya<br>Others | Jumlah<br>Total | Jumlah<br>Total |   |   |   |                                 |  |
|   |                                    | Pernah Bekerja Ever Worked               | Tidak Pernah Bekerja Never Worked | Jumlah<br>Total |  |  |  |                   |                 |                 |   |   |   |                                 |  |
| (1)   | (2)                                | (3)                                      | (4)                               | (5)             | (6)  | (7)  | (8)                                    | (9)               | (10)            | (11)            | (12)  | (13)  | (14)  |                                 |  |
| 0   | 792 816                            | 30 316                                   | 22 266                            | 52 582          | 845 398  | -  | 766 790                                | 515 034           | 1 281 824       | 2 127 222       | 93.78   | 6.22  | 39.74   |                                 |  |
| 1   | 4 534 417                          | 126 948                                  | 136 689                           | 263 637         | 4 798 054  | 39 810                                       | 2 268 324                              | 853 625           | 3 161 759       | 7 959 813       | 94.51   | 5.49  | 60.28   |                                 |  |
| 2   | 8 741 589                          | 240 955                                  | 319 446                           | 560 401         | 9 301 990  | 864 051                                      | 3 509 336                              | 690 211           | 5 063 598       | 14 365 588      | 93.98   | 6.02  | 64.75   |                                 |  |
| 3   | 9 004 112                          | 327 743                                  | 464 925                           | 792 668         | 9 796 780  | 4 472 345                                    | 3 132 360                              | 586 091           | 8 190 796       | 17 987 576      | 91.91   | 8.09  | 54.46   |                                 |  |
| 4   | 9 859 746                          | 496 286                                  | 843 075                           | 1 339 361       | 11 199 107   | 2 003 012                                    | 3 043 011                              | 563 334           | 5 609 357       | 16 808 464      | 88.04   | 11.96   | 66.63   |                                 |  |
| 5   | 6 173 557                          | 383 645                                  | 480 354                           | 863 999         | 7 037 556  | 280 595                                      | 1 400 852                              | 259 693           | 1 941 140       | 8 978 696       | 87.72   | 12.28   | 78.38   |                                 |  |
| 6   | 1 999 424                          | 151 033                                  | 137 779                           | 288 812         | 2 288 236  | 37 166                                       | 390 101                                | 84 803            | 512 070         | 2 800 306       | 87.38   | 12.62   | 81.71   |                                 |  |
| 7   | 3 927 135                          | 219 298                                  | 276 187                           | 495 485         | 4 422 620  | 42 876                                       | 423 337                                | 153 825           | 620 038         | 5 042 658       | 88.80   | 11.20   | 87.70   |                                 |  |
| Jumlah/Total  | 45 032 796                         | 1 976 224                                | 2 680 721                         | 4 656 945       | 49 689 741   | 7 739 855                                    | 14 934 111                             | 3 706 616         | 26 380 582      | 76 070 323      | 90.63   | 9.37  | 65.32   |                                 |  |

## Catatan/Note :

- \*) 0. Tidak/belum pernah sekolah/No Schooling  
 1. Tidak/belum tamat SD/Did Not Complete/Not Yet Completed Primary School  
 2. Sekolah Dasar/Primary School  
 3. SLTP/Junior High School  
 4. SMTA Umum/Senior High School (General)  
 5. SMTA Kejuruan/Senior High School (Vocational)  
 6. Diploma I/II/III/Akademi/Diploma I/II/III/Academy  
 7. Universitas/University

\*\*) Lihat Penjelasan Tabel 01/Look at Note on Table 01

Tabel 02.3 Penduduk Berumur 15 Tahun ke Atas Menurut Pendidikan Tertinggi yang Ditamatkan dan Kegiatan Selama Seminggu yang lalu  
 Table 02.3 Population 15 Years of Age and Over by Educational Attainment and Type of Activity During the Previous Week  
 (Agustus/August 2010)

| Perdesaan/Rural   |                                    |  |                                   |              |  |  |  |                   |              |              | Laki-laki+Perempuan/Male+Female                                       |   |   |  |
|---|------------------------------------|--|-----------------------------------|--------------|--|--|--|-------------------|--------------|--------------|---|---|---|--|
| Pendidikan Tertinggi yang Ditamatkan<br>Educational Attainment *) | Angkatan Kerja/Economically Active |  |                                   |              |  | Bukan Angkatan Kerja/Not Economically Active |  |                   |              |              | % Bekerja Terhadap Angkatan Kerja<br>% Working to Economically Active | Tingkat Pengangguran Terbuka (TPT)<br>Unemployment Rate (%) | % Angkatan Kerja Terhadap Penduduk Usia Kerja (TPAK)<br>% Economically Active to Working Age Population |  |
|   | Bekerja Working                    | Pengangguran Terbuka<br>Unemployment **) |                                   |              | Jumlah Angkatan Kerja<br>Total Economically Active | Sekolah<br>Attending School                  | Mengurus Rumah Tangga<br>House Keeping | Lainnya<br>Others | Jumlah Total | Jumlah Total |   |   |   |  |
|   |                                    | Pernah Bekerja Ever Worked               | Tidak Pernah Bekerja Never Worked | Jumlah Total |  |  |  |                   |              |              |   |   |   |  |
| (1)   | (2)                                | (3)                                      | (4)                               | (5)          | (6)  | (7)  | (8)                                    | (9)               | (10)         | (11)         | (12)  | (13)  | (14)  |  |
| 0   | 4 393 383                          | 51 958                                   | 53 046                            | 105 004      | 4 498 387  | -  | 1 965 056                              | 1 389 234         | 3 354 290    | 7 852 677    | 97.67   | 2.33  | 57.28   |  |
| 1   | 13 473 449                         | 127 331                                  | 209 253                           | 336 584      | 13 810 033   | 92 874                                       | 4 254 978                              | 1 364 854         | 5 712 706    | 19 522 739   | 97.56   | 2.44  | 70.74   |  |
| 2   | 22 577 215                         | 274 750                                  | 567 707                           | 842 457      | 23 419 672   | 1 624 450                                    | 6 185 611                              | 943 434           | 8 753 495    | 32 173 167   | 96.40   | 3.60  | 72.79   |  |
| 3   | 11 630 479                         | 231 205                                  | 637 576                           | 868 781      | 12 499 260   | 3 811 058                                    | 3 362 072                              | 640 014           | 7 813 144    | 20 312 404   | 93.05   | 6.95  | 61.54   |  |
| 4   | 6 054 539                          | 174 605                                  | 635 157                           | 809 762      | 6 864 301  | 645 790                                      | 1 596 943                              | 339 802           | 2 582 535    | 9 446 836    | 88.20   | 11.80   | 72.66   |  |
| 5   | 2 702 556                          | 110 599                                  | 220 594                           | 331 193      | 3 033 749  | 81 555                                       | 514 356                                | 128 416           | 724 327      | 3 758 076    | 89.08   | 10.92   | 80.73   |  |
| 6   | 1 024 303                          | 70 641                                   | 83 769                            | 154 410      | 1 178 713  | 11 328                                       | 96 026                                 | 27 169            | 134 523      | 1 313 236    | 86.90   | 13.10   | 89.76   |  |
| 7   | 1 319 047                          | 89 229                                   | 125 414                           | 214 643      | 1 533 690  | 4 868  | 62 303                                 | 20 020            | 87 191       | 1 620 881    | 86.00   | 14.00   | 94.62   |  |
| Jumlah/Total  | 63 174 971                         | 1 130 318                                | 2 532 516                         | 3 662 834    | 66 837 805   | 6 271 923                                    | 18 037 345                             | 4 852 943         | 29 162 211   | 96 000 016   | 94.52   | 5.48  | 69.62   |  |

## Catatan/Note :

- \*) 0. Tidak/belum pernah sekolah/No Schooling  
 1. Tidak/belum tamat SD/Did Not Complete/Not Yet Completed Primary School  
 2. Sekolah Dasar/Primary School  
 3. SLTP/Junior High School  
 4. SMTA Umum/Senior High School (General)  
 5. SMTA Kejuruan/Senior High School (Vocational)  
 6. Diploma I/II/III/Akademi/Diploma I/II/III/Academy  
 7. Universitas/University

\*\*) Lihat Penjelasan Tabel 01/Look at Note on Table 01

Tabel 02.4 Penduduk Berumur 15 Tahun ke Atas Menurut Pendidikan Tertinggi yang Ditamatkan dan Kegiatan Selama Seminggu yang lalu  
 Table 02.4 Population 15 Years of Age and Over by Educational Attainment and Type of Activity During the Previous Week  
 (Agustus/August 2010)

| Perkotaan+Perdesaan/Urban+Rural                                  |                                    |  |                                   |                  |  |  |  |                   |                   |                   |              |   |   | Laki-laki/Male  |  |
|--|------------------------------------|--|-----------------------------------|------------------|--|--|--|-------------------|-------------------|-------------------|--------------|---|---|---|--|
| Pendidikan Tertinggi yang Ditamatkan<br>Educational Attainment*) | Angkatan Kerja/Economically Active |  |                                   |                  |  | Bukan Angkatan Kerja/Not Economically Active |  |                   |                   |                   | Jumlah Total | % Bekerja Terhadap Angkatan Kerja<br>% Working to Economically Active | Tingkat Pengangguran Terbuka (TPT)<br>Unemployment Rate (%) | % Angkatan Kerja Terhadap Penduduk Usia Kerja (TPAK)<br>% Economically Active to Working Age Population |  |
|  | Bekerja Working                    | Pengangguran Terbuka<br>Unemployment **) |                                   |                  | Jumlah Angkatan Kerja<br>Total Economically Active | Sekolah<br>Attending School                  | Mengurus Rumah Tangga<br>House Keeping | Lainnya<br>Others | Jumlah Total      |                   |              |   |   |   |  |
|  |                                    | Pernah Bekerja Ever Worked               | Tidak Pernah Bekerja Never Worked | Jumlah Total     |  |  |  |                   |                   |                   |              |   |   |   |  |
| (1)  | (2)                                | (3)                                      | (4)                               | (5)              | (6)  | (7)  | (8)                                    | (9)               | (10)              | (11)              | (12)         | (13)  | (14)  |   |  |
| 0  | 2 277 584                          | 26 332                                   | 18 482                            | 44 814           | 2 322 398  | -  | 163 955                                | 719 768           | 883 723           | 3 206 121         | 98.07        | 1.93  | 72.44   |   |  |
| 1  | 10 836 094                         | 137 804                                  | 139 714                           | 277 518          | 11 113 612   | 77 687                                       | 339 669                                | 1 304 123         | 1 721 479         | 12 835 091        | 97.50        | 2.50  | 86.59   |   |  |
| 2  | 19 722 050                         | 319 699                                  | 444 884                           | 764 583          | 20 486 633   | 1 329 986                                    | 340 824                                | 1 163 746         | 2 834 556         | 23 321 189        | 96.27        | 3.73  | 87.85   |   |  |
| 3  | 13 176 365                         | 340 131                                  | 555 909                           | 896 040          | 14 072 405   | 4 158 147                                    | 278 789                                | 870 100           | 5 307 036         | 19 379 441        | 93.63        | 6.37  | 72.62   |   |  |
| 4  | 10 841 647                         | 398 342                                  | 751 899                           | 1 150 241        | 11 991 888   | 1 278 043                                    | 221 967                                | 667 381           | 2 167 391         | 14 159 279        | 90.41        | 9.59  | 84.69   |   |  |
| 5  | 6 176 368                          | 310 547                                  | 423 614                           | 734 161          | 6 910 529  | 200 072                                      | 121 982                                | 323 336           | 645 390           | 7 555 919         | 89.38        | 10.62   | 91.46   |   |  |
| 6  | 1 419 828                          | 120 128                                  | 66 812                            | 186 940          | 1 606 768  | 23 151                                       | 38 972                                 | 92 004            | 154 127           | 1 760 895         | 88.37        | 11.63   | 91.25   |   |  |
| 7  | 3 012 287                          | 190 241                                  | 175 002                           | 365 243          | 3 377 530  | 25 119                                       | 44 721                                 | 155 634           | 225 474           | 3 603 004         | 89.19        | 10.81   | 93.74   |   |  |
| <b>Jumlah/Total</b>  | <b>67 462 223</b>                  | <b>1 843 224</b>                         | <b>2 576 316</b>                  | <b>4 419 540</b> | <b>71 881 763</b>                                  | <b>7 092 205</b>                             | <b>1 550 879</b>                       | <b>5 296 092</b>  | <b>13 939 176</b> | <b>85 820 939</b> | <b>93.85</b> | <b>6.15</b>   | <b>83.76</b>  |   |  |

## Catatan/Note :

- \*) 0. Tidak/belum pernah sekolah/No Schooling  
 1. Tidak/belum tamat SD/Did Not Complete/Not Yet Completed Primary School  
 2. Sekolah Dasar/Primary School  
 3. SLTP/Junior High School  
 4. SMTA Umum/Senior High School (General)  
 5. SMTA Kejuruan/Senior High School (Vocational)  
 6. Diploma I/II/III/Akademi/Diploma I/II/III/Academy  
 7. Universitas/University

\*\*) Lihat Penjelasan Tabel 01/Look at Note on Table 01

Tabel 02.5 Penduduk Berumur 15 Tahun ke Atas Menurut Pendidikan Tertinggi yang Ditamatkan dan Kegiatan Selama Seminggu yang lalu  
 Population 15 Years of Age and Over by Educational Attainment and Type of Activity During the Previous Week  
 (Agustus/August 2010)

Perkotaan+Perdesaan/Urban+Rural

Perempuan/Female

| Pendidikan Tertinggi yang Ditamatkan<br>Educational Attainment *) | Angkatan Kerja/Economically Active |  |                                   |              |  | Bukan Angkatan Kerja/Not Economically Active |  |                   |              |              | % Bekerja Terhadap Angkatan Kerja<br>% Working to Economically Active | Tingkat Pengangguran Terbuka (TPT)<br>Unemployment Rate (%) | % Angkatan Kerja Terhadap Penduduk Usia Kerja (TPAK)<br>% Economically Active to Working Age Population |
|---|------------------------------------|--|-----------------------------------|--------------|--|--|--|-------------------|--------------|--------------|---|---|---|
|   | Bekerja Working                    | Pengangguran Terbuka<br>Unemployment **) |                                   |              | Jumlah Angkatan Kerja<br>Total Economically Active | Sekolah<br>Attending School                  | Mengurus Rumah Tangga<br>House Keeping | Lainnya<br>Others | Jumlah Total | Jumlah Total |   |   |   |
|   |                                    | Pernah Bekerja Ever Worked               | Tidak Pernah Bekerja Never Worked | Jumlah Total |  |  |  |                   |              |              |   |   |   |
| (1)   | (2)                                | (3)                                      | (4)                               | (5)          | (6)  | (7)  | (8)                                    | (9)               | (10)         | (11)         | (12)  | (13)  | (14)  |
| 0   | 2 908 615                          | 55 942                                   | 56 830                            | 112 772      | 3 021 387  | -  | 2 567 891                              | 1 184 500         | 3 752 391    | 6 773 778    | 96.27   | 3.73  | 44.60   |
| 1   | 7 171 772                          | 116 475                                  | 206 228                           | 322 703      | 7 494 475  | 54 997                                       | 6 183 633                              | 914 356           | 7 152 986    | 14 647 461   | 95.69   | 4.31  | 51.17   |
| 2   | 11 596 754                         | 196 006                                  | 442 269                           | 638 275      | 12 235 029   | 1 158 515                                    | 9 354 123                              | 469 899           | 10 982 537   | 23 217 566   | 94.78   | 5.22  | 52.70   |
| 3   | 7 458 226                          | 218 817                                  | 546 592                           | 765 409      | 8 223 635  | 4 125 256                                    | 6 215 643                              | 356 005           | 10 696 904   | 18 920 539   | 90.69   | 9.31  | 43.46   |
| 4   | 5 072 638                          | 272 549                                  | 726 333                           | 998 882      | 6 071 520  | 1 370 759                                    | 4 417 987                              | 235 755           | 6 024 501    | 12 096 021   | 83.55   | 16.45   | 50.19   |
| 5   | 2 699 745                          | 183 697                                  | 277 334                           | 461 031      | 3 160 776  | 162 078                                      | 1 793 226                              | 64 773            | 2 020 077    | 5 180 853    | 85.41   | 14.59   | 61.01   |
| 6   | 1 603 899                          | 101 546                                  | 154 736                           | 256 282      | 1 860 181  | 25 343                                       | 447 155                                | 19 968            | 492 466      | 2 352 647    | 86.22   | 13.78   | 79.07   |
| 7   | 2 233 895                          | 118 286                                  | 226 599                           | 344 885      | 2 578 780  | 22 625                                       | 440 919                                | 18 211            | 481 755      | 3 060 535    | 86.63   | 13.37   | 84.26   |
| Jumlah/Total  | 40 745 544                         | 1 263 318                                | 2 636 921                         | 3 900 239    | 44 645 783   | 6 919 573                                    | 31 420 577                             | 3 263 467         | 41 603 617   | 86 249 400   | 91.26   | 8.74  | 51.76   |

Catatan/Note :

- \*) 0. Tidak/belum pernah sekolah/No Schooling  
 1. Tidak/belum tamat SD/Did Not Complete/Not Yet Completed Primary School  
 2. Sekolah Dasar/Primary School  
 3. SLTP/Junior High School  
 4. SMTA Umum/Senior High School (General)  
 5. SMTA Kejuruan/Senior High School (Vocational)  
 6. Diploma I/II/III/Akademi/Diploma I/II/III/Academy  
 7. Universitas/University

\*\*) Lihat Penjelasan Tabel 01/Look at Note on Table 01

Tabel 03.1 Penduduk Berumur 15 Tahun ke Atas Menurut Provinsi dan Jenis Kegiatan Selama Seminggu yang lalu  
Population 15 Years of Age and Over by Province and Type of Activity During the Previous Week  
(Agustus/August 2010)

| Provinsi<br>Province | Angkatan Kerja/Economically Active |   |   |                 |  | Bukan Angkatan Kerja/Not Economically Active |   |                   |                 |                 | Laki-laki+Perempuan/Male+Female  |  |   |     |     |     |
|----------------------|------------------------------------|---|---|-----------------|--|--|---|-------------------|-----------------|-----------------|--|--|---|-----|-----|-----|
|                      | Bekerja<br>Working                 | Pengangguran Terbuka<br>Unemployment *) |   |                 | Jumlah<br>Angkatan<br>Kerja<br>Total Eco-<br>nomically<br>Active | Sekolah<br>Attending<br>School               | Mengurus<br>Rumah<br>Tangga<br>House<br>Keeping | Lainnya<br>Others | Jumlah<br>Total | Jumlah<br>Total | % Bekerja<br>Terhadap<br>Angkatan<br>Kerja<br>% Working<br>to<br>Economi-<br>cally<br>Active | Tingkat<br>Pengangguran<br>Terbuka<br>(TPT)<br>Unemployment<br>Rate<br>(%) | % Angkatan<br>Kerja<br>Terhadap<br>Penduduk<br>(TPAK)<br>% Economi-<br>cally<br>Active<br>to Working<br>Age<br>Population |     |     |     |
|                      |                                    | Pernah<br>Bekerja<br>Ever<br>Worked     | Tidak<br>Pernah<br>Bekerja<br>Never<br>Worked | Jumlah<br>Total |  |  |   |                   |                 |                 |  |  |   | (1) | (2) | (3) |
| Aceh                 | 1 776 254                          | 28 730                                  | 133 535                                       | 162 265         | 1 938 519  | 359 804                                      | 561 707   | 208 620           | 1 130 131       | 3 068 650       | 91.63  | 8.37   | 63.17   |     |     |     |
| Sumatra Utara        | 6 125 571                          | 125 900                                 | 365 906                                       | 491 806         | 6 617 377  | 897 902                                      | 1 538 639                                       | 466 356           | 2 902 897       | 9 520 274       | 92.57  | 7.43   | 69.51   |     |     |     |
| Sumatra Barat        | 2 041 454                          | 45 168                                  | 107 418                                       | 152 586         | 2 194 040  | 348 344                                      | 567 559   | 196 321           | 1 112 224       | 3 306 264       | 93.05  | 6.95   | 66.36   |     |     |     |
| Riau                 | 2 170 247                          | 52 355                                  | 154 892                                       | 207 247         | 2 377 494  | 407 119                                      | 816 449   | 133 779           | 1 357 347       | 3 734 841       | 91.28  | 8.72   | 63.66   |     |     |     |
| Jambi                | 1 462 405                          | 23 852                                  | 59 426  | 83 278          | 1 545 683  | 212 777                                      | 484 057   | 107 225           | 804 059         | 2 349 742       | 94.61  | 5.39   | 65.78   |     |     |     |
| Sumatra Selatan      | 3 421 193                          | 75 090                                  | 168 761                                       | 243 851         | 3 665 044  | 476 681                                      | 884 515   | 192 360           | 1 553 556       | 5 218 600       | 93.35  | 6.65   | 70.23   |     |     |     |
| Bengkulu             | 815 741                            | 8 952                                   | 30 333  | 39 285          | 855 026  | 114 993                                      | 172 004   | 47 832            | 334 829         | 1 189 855       | 95.41  | 4.59   | 71.86   |     |     |     |
| Lampung              | 3 737 078                          | 72 186                                  | 148 433                                       | 220 619         | 3 957 697  | 445 291                                      | 1 185 170                                       | 236 212           | 1 866 673       | 5 824 370       | 94.43  | 5.57   | 67.95   |     |     |     |
| Bangka Belitung      | 585 136                            | 14 068                                  | 20 859  | 34 927          | 620 063  | 66 591                                       | 205 323   | 40 084            | 311 998         | 932 061         | 94.37  | 5.63   | 66.53   |     |     |     |
| Kepulauan Riau       | 769 486                            | 32 241                                  | 24 808  | 57 049          | 826 535  | 88 321                                       | 258 519   | 27 027            | 373 867         | 1 200 402       | 93.10  | 6.90   | 68.85   |     |     |     |
| DKI Jakarta          | 4 689 761                          | 278 684                                 | 304 159                                       | 582 843         | 5 272 604  | 744 607                                      | 1 409 455                                       | 346 146           | 2 500 208       | 7 772 812       | 88.95  | 11.05  | 67.83   |     |     |     |
| Jawa Barat           | 16 942 444                         | 764 059                                 | 1 187 332                                     | 1 951 391       | 18 893 835   | 2 521 083                                    | 7 189 255                                       | 1 683 836         | 11 394 174      | 30 288 009      | 89.67  | 10.33  | 62.38   |     |     |     |
| Jawa Tengah          | 15 809 447                         | 504 028                                 | 542 855                                       | 1 046 883       | 16 856 330   | 1 669 676                                    | 3 985 150                                       | 1 363 429         | 7 018 255       | 23 874 585      | 93.79  | 6.21   | 70.60   |     |     |     |
| D.I. Yogyakarta      | 1 775 148                          | 68 754                                  | 38 394  | 107 148         | 1 882 296  | 279 420                                      | 437 630   | 98 788            | 815 838         | 2 698 134       | 94.31  | 5.69   | 69.76   |     |     |     |
| Jawa Timur           | 18 698 108                         | 329 209                                 | 499 734                                       | 828 943         | 19 527 051   | 1 885 898                                    | 5 437 150                                       | 1 418 726         | 8 741 774       | 28 268 825      | 95.75  | 4.25   | 69.08   |     |     |     |
| Banten               | 4 583 085                          | 279 526                                 | 446 851                                       | 726 377         | 5 309 462  | 746 693                                      | 1 699 073                                       | 371 182           | 2 816 948       | 8 126 410       | 86.32  | 13.68  | 65.34   |     |     |     |
| Bali                 | 2 177 358                          | 36 878                                  | 31 913  | 68 791          | 2 246 149  | 199 093                                      | 353 215   | 104 116           | 656 424         | 2 902 573       | 96.94  | 3.06   | 77.38   |     |     |     |
| Nusa Tenggara Barat  | 2 132 933                          | 55 784                                  | 63 359  | 119 143         | 2 252 076  | 244 475                                      | 660 069   | 223 509           | 1 128 053       | 3 380 129       | 94.71  | 5.29   | 66.63   |     |     |     |
| Nusa Tenggara Timur  | 2 061 229                          | 13 089                                  | 58 063  | 71 152          | 2 132 381  | 261 945                                      | 399 695   | 136 385           | 798 025         | 2 930 406       | 96.66  | 3.34   | 72.77   |     |     |     |
| Kalimantan Barat     | 2 095 705                          | 36 959                                  | 64 661  | 101 620         | 2 197 325  | 221 764                                      | 475 303   | 108 561           | 805 628         | 3 002 953       | 95.38  | 4.62   | 73.17   |     |     |     |
| Kalimantan Tengah    | 1 022 580                          | 11 033                                  | 33 120  | 44 153          | 1 066 733  | 135 340                                      | 271 830   | 53 041            | 460 211         | 1 526 944       | 95.86  | 4.14   | 69.86   |     |     |     |
| Kalimantan Selatan   | 1 743 622                          | 36 683                                  | 59 991  | 96 674          | 1 840 296  | 157 762                                      | 456 230   | 128 399           | 742 391         | 2 582 687       | 94.75  | 5.25   | 71.26   |     |     |     |
| Kalimantan Timur     | 1 481 898                          | 49 541                                  | 117 016                                       | 166 557         | 1 648 455  | 227 131                                      | 511 431   | 95 302            | 833 864         | 2 482 319       | 89.90  | 10.10  | 66.41   |     |     |     |
| Sulawesi Utara       | 936 939                            | 26 802                                  | 72 833  | 99 635          | 1 036 574  | 138 793                                      | 368 047   | 93 952            | 600 792         | 1 637 366       | 90.39  | 9.61   | 63.31   |     |     |     |
| Sulawesi Tengah      | 1 164 226                          | 11 555                                  | 44 673  | 56 228          | 1 220 454  | 121 836                                      | 356 322   | 64 616            | 542 774         | 1 763 228       | 95.39  | 4.61   | 69.22   |     |     |     |
| Sulawesi Selatan     | 3 272 365                          | 73 985                                  | 224 967                                       | 298 952         | 3 571 317  | 414 063                                      | 1 210 068                                       | 372 153           | 1 996 284       | 5 567 601       | 91.63  | 8.37   | 64.14   |     |     |     |
| Sulawesi Tenggara    | 997 678                            | 14 425                                  | 33 796  | 48 221          | 1 045 899  | 110 464                                      | 255 779   | 43 230            | 409 473         | 1 455 372       | 95.39  | 4.61   | 71.86   |     |     |     |
| Gorontalo            | 432 926                            | 4 090                                   | 19 483  | 23 573          | 456 499  | 57 980                                       | 159 541   | 34 661            | 252 182         | 708 681         | 94.84  | 5.16   | 64.42   |     |     |     |
| Sulawesi Barat       | 514 867                            | 6 861                                   | 10 443  | 17 304          | 532 171  | 56 763                                       | 119 812   | 35 975            | 212 550         | 744 721         | 96.75  | 3.25   | 71.46   |     |     |     |
| Maluku               | 586 430                            | 10 339                                  | 54 570  | 64 909          | 651 339  | 126 383                                      | 160 722   | 41 270            | 328 375         | 979 714         | 90.03  | 9.97   | 66.48   |     |     |     |
| Maluku Utara         | 411 361                            | 3 761                                   | 22 636  | 26 397          | 437 758  | 74 547                                       | 133 346   | 26 709            | 234 602         | 672 360         | 93.97  | 6.03   | 65.11   |     |     |     |
| Papua Barat          | 316 547                            | 4 433                                   | 21 908  | 26 341          | 342 888  | 58 833                                       | 76 603  | 16 538            | 151 974         | 494 862         | 92.32  | 7.68   | 69.29   |     |     |     |
| Papua                | 1 456 545                          | 7 522                                   | 46 109  | 53 631          | 1 510 176  | 139 406                                      | 171 788   | 43 219            | 354 413         | 1 864 589       | 96.45  | 3.55   | 80.99   |     |     |     |
| Jumlah/Total         | 108 207 767                        | 3 106 542                               | 5 213 237                                     | 8 319 779       | 116 527 546  | 14 011 778                                   | 32 971 456                                      | 8 559 559         | 55 542 793      | 172 070 339     | 92.86  | 7.14   | 67.72   |     |     |     |

Catatan/Note :

\*) Lihat Penjelasan Tabel 01/Look at Note on Table 01



Tabel 03.2 Penduduk Berumur 15 Tahun ke Atas Menurut Provinsi dan Jenis Kegiatan Selama Seminggu yang lalu  
 Table Population 15 Years of Age and Over by Province and Type of Activity During the Previous Week  
 (Agustus/August 2010)

| Provinsi<br>Province | Angkatan Kerja/Economically Active |   |   |                 |  | Bukan Angkatan Kerja/Not Economically Active |   |                   |                 |                 | Laki-laki+Perempuan/Male+Female  |  |  |
|----------------------|------------------------------------|---|---|-----------------|--|--|---|-------------------|-----------------|-----------------|--|--|--|
|                      | Bekerja<br>Working                 | Pengangguran Terbuka<br>Unemployment *) |   |                 | Jumlah<br>Angkatan<br>Kerja<br>Total Eco-<br>nomically<br>Active | Sekolah<br>Attending<br>School               | Mengurus<br>Rumah<br>Tangga<br>House<br>Keeping | Lainnya<br>Others | Jumlah<br>Total | Jumlah<br>Total | % Bekerja<br>Terhadap<br>Angkatan<br>Kerja<br>% Working<br>to<br>Economi-<br>cally<br>Active | Tingkat<br>Pengangguran<br>Terbuka<br>(TPT)<br>Unemployment<br>Rate<br>(%) | % Angkatan<br>Kerja<br>Terhadap<br>Penduduk<br>Usia Kerja<br>(TPAK)<br>% Economi-<br>cally Active<br>to Working<br>Age<br>Population |
|                      |                                    | Pernah<br>Bekerja<br>Ever<br>Worked     | Tidak<br>Pernah<br>Bekerja<br>Never<br>Worked | Jumlah<br>Total |  |  |   |                   |                 |                 |  |  |  |
| (1)                  | (2)                                | (3)                                     | (4)   | (5)             | (6)  | (7)  | (8)   | (9)               | (10)            | (11)            | (12)   | (13)   | (14)   |
| Aceh                 | 535 817                            | 15 759                                  | 40 769  | 56 528          | 592 345  | 145 896                                      | 172 360   | 60 666            | 378 922         | 971 267         | 90.46  | 9.54   | 60.99  |
| Sumatra Utara        | 2 399 986                          | 88 855                                  | 202 820                                       | 291 675         | 2 691 661  | 492 818                                      | 784 025   | 220 401           | 1 497 244       | 4 188 905       | 89.16  | 10.84  | 64.26  |
| Sumatra Barat        | 574 606                            | 20 971                                  | 46 583  | 67 554          | 642 160  | 159 254                                      | 170 845   | 60 622            | 390 721         | 1 032 881       | 89.48  | 10.52  | 62.17  |
| Riau                 | 716 826                            | 32 825                                  | 48 030  | 80 855          | 797 681  | 156 848                                      | 249 803   | 39 854            | 446 505         | 1 244 186       | 89.86  | 10.14  | 64.11  |
| Jambi                | 384 953                            | 7 248                                   | 15 534  | 22 782          | 407 735  | 78 488                                       | 146 621   | 29 569            | 254 678         | 662 413         | 94.41  | 5.59   | 61.55  |
| Sumatra Selatan      | 1 021 985                          | 55 749                                  | 82 589  | 138 338         | 1 160 323  | 208 124                                      | 356 954   | 72 408            | 637 486         | 1 797 809       | 88.08  | 11.92  | 64.54  |
| Bengkulu             | 205 340                            | 3 905                                   | 15 697  | 19 602          | 224 942  | 49 476                                       | 49 946  | 13 919            | 113 341         | 338 283         | 91.29  | 8.71   | 66.50  |
| Lampung              | 714 879                            | 32 186                                  | 48 744  | 80 930          | 795 809  | 146 827                                      | 255 364   | 56 333            | 458 524         | 1 254 333       | 89.83  | 10.17  | 63.44  |
| Bangka Belitung      | 231 159                            | 9 063                                   | 10 659  | 19 722          | 250 881  | 32 736                                       | 94 160  | 18 974            | 145 870         | 396 751         | 92.14  | 7.86   | 63.23  |
| Kepulauan Riau       | 648 350                            | 30 099                                  | 19 207  | 49 306          | 697 656  | 65 131                                       | 197 004   | 21 276            | 283 411         | 981 067         | 92.93  | 7.07   | 71.11  |
| DKI Jakarta          | 4 689 761                          | 278 684                                 | 304 159                                       | 582 843         | 5 272 604  | 744 607                                      | 1 409 455                                       | 346 146           | 2 500 208       | 7 772 812       | 88.95  | 11.05  | 67.83  |
| Jawa Barat           | 8 819 115                          | 518 044                                 | 608 563                                       | 1 126 607       | 9 945 722  | 1 586 149                                    | 3 677 145                                       | 794 326           | 6 057 620       | 16 003 342      | 88.67  | 11.33  | 62.15  |
| Jawa Tengah          | 6 169 251                          | 237 384                                 | 245 631                                       | 483 015         | 6 652 266  | 862 169                                      | 1 593 521                                       | 573 936           | 3 029 626       | 9 681 892       | 92.74  | 7.26   | 68.71  |
| D.I. Yogyakarta      | 995 349                            | 45 984                                  | 28 621  | 74 605          | 1 069 954  | 207 127                                      | 252 925   | 67 986            | 528 038         | 1 597 992       | 93.03  | 6.97   | 66.96  |
| Jawa Timur           | 7 223 999                          | 184 639                                 | 276 297                                       | 460 936         | 7 684 935  | 1 015 801                                    | 2 299 179                                       | 584 137           | 3 899 117       | 11 584 052      | 94.00  | 6.00   | 66.34  |
| Banten               | 2 865 951                          | 192 396                                 | 244 114                                       | 436 510         | 3 302 461  | 517 906                                      | 1 015 079                                       | 186 280           | 1 719 265       | 5 021 726       | 86.78  | 13.22  | 65.76  |
| Bali                 | 1 100 636                          | 27 977                                  | 23 486  | 51 463          | 1 152 099  | 137 873                                      | 194 025   | 52 706            | 384 604         | 1 536 703       | 95.53  | 4.47   | 74.97  |
| Nusa Tenggara Barat  | 742 337                            | 23 436                                  | 33 335  | 56 771          | 799 108  | 107 588                                      | 242 973   | 91 676            | 442 237         | 1 241 345       | 92.90  | 7.10   | 64.37  |
| Nusa Tenggara Timur  | 276 652                            | 6 827                                   | 23 891  | 30 718          | 307 370  | 88 332                                       | 89 166  | 23 458            | 200 956         | 508 326         | 90.01  | 9.99   | 60.47  |
| Kalimantan Barat     | 515 366                            | 18 717                                  | 26 188  | 44 905          | 560 271  | 80 908                                       | 186 285   | 36 470            | 303 663         | 863 934         | 91.99  | 8.01   | 64.85  |
| Kalimantan Tengah    | 273 457                            | 6 602                                   | 13 794  | 20 396          | 293 853  | 56 182                                       | 93 373  | 19 699            | 169 254         | 463 107         | 93.06  | 6.94   | 63.45  |
| Kalimantan Selatan   | 597 594                            | 18 412                                  | 29 034  | 47 446          | 645 040  | 74 308                                       | 194 335   | 44 626            | 313 269         | 958 309         | 92.64  | 7.36   | 67.31  |
| Kalimantan Timur     | 780 207                            | 36 601                                  | 60 359  | 96 960          | 877 167  | 127 459                                      | 303 066   | 57 461            | 487 986         | 1 365 153       | 88.95  | 11.05  | 64.25  |
| Sulawesi Utara       | 342 237                            | 13 416                                  | 30 750  | 44 166          | 386 403  | 71 765                                       | 118 159   | 37 531            | 227 455         | 613 858         | 88.57  | 11.43  | 62.95  |
| Sulawesi Tengah      | 216 033                            | 4 248                                   | 18 254  | 22 502          | 238 535  | 46 314                                       | 65 010  | 15 833            | 127 157         | 365 692         | 90.57  | 9.43   | 65.23  |
| Sulawesi Selatan     | 1 023 468                          | 38 711                                  | 91 556  | 130 267         | 1 153 735  | 225 426                                      | 393 165   | 118 997           | 737 588         | 1 891 323       | 88.71  | 11.29  | 61.00  |
| Sulawesi Tenggara    | 208 416                            | 8 426                                   | 18 469  | 26 895          | 235 311  | 48 349                                       | 69 116  | 7 797             | 125 262         | 360 573         | 88.57  | 11.43  | 65.26  |
| Gorontalo            | 109 698                            | 1 628                                   | 5 488   | 7 116           | 116 814  | 22 481                                       | 46 521  | 7 782             | 76 784          | 193 598         | 93.91  | 6.09   | 60.34  |
| Sulawesi Barat       | 85 118                             | 1 868                                   | 2 789   | 4 657           | 89 775   | 14 209                                       | 25 440  | 10 307            | 49 956          | 139 731         | 94.81  | 5.19   | 64.25  |
| Maluku               | 171 546                            | 5 985                                   | 23 057  | 29 042          | 200 588  | 64 620                                       | 56 747  | 10 045            | 131 412         | 332 000         | 85.52  | 14.48  | 60.42  |
| Maluku Utara         | 107 043                            | 1 758                                   | 10 298  | 12 056          | 119 099  | 29 508                                       | 35 204  | 8 555             | 73 267          | 192 366         | 89.88  | 10.12  | 61.91  |
| Papua Barat          | 87 059                             | 3 199                                   | 11 646  | 14 845          | 101 904  | 26 209                                       | 32 325  | 6 510             | 65 044          | 166 948         | 85.43  | 14.57  | 61.04  |
| Papua                | 198 602                            | 4 622                                   | 20 310  | 24 932          | 223 534  | 48 967                                       | 64 815  | 10 330            | 124 112         | 347 646         | 88.85  | 11.15  | 64.30  |
| Jumlah/Total         | 45 032 796                         | 1 976 224                               | 2 680 721                                     | 4 656 945       | 49 689 741   | 7 739 855                                    | 14 934 111                                      | 3 706 616         | 26 380 582      | 76 070 323      | 90.63  | 9.37   | 65.32  |

Catatan/Note:

\*) Lihat Penjelasan Tabel 01/Look at Note on Table 01

Tabel 03.3 Penduduk Berumur 15 Tahun ke Atas Menurut Provinsi dan Jenis Kegiatan Selama Seminggu yang lalu  
 Table 03.3 Population 15 Years of Age and Over by Province and Type of Activity During the Previous Week  
 (Agustus/August 2010)

| Provinsi<br>Province | Angkatan Kerja/Economically Active      |                                     |   |                 |  | Bukan Angkatan Kerja/Not Economically Active |   |                   |                 |                 | % Bekerja<br>Terhadap<br>Angkatan<br>Kerja<br>% Working<br>to<br>Economically<br>Active | Tingkat<br>Pengangguran<br>Terbuka<br>(TPT)<br>Unemployment<br>Rate<br>(%) | % Angkatan<br>Kerja<br>Terhadap<br>Penduduk<br>Usia Kerja<br>(TPAK)<br>% Economically<br>Active<br>to Working<br>Age<br>Population |
|----------------------|---|-------------------------------------|---|-----------------|--|--|---|-------------------|-----------------|-----------------|---|--|--|
|                      | Pengangguran Terbuka<br>Unemployment *) |                                     |   |                 | Jumlah<br>Angkatan<br>Kerja<br>Total Eco-<br>nomically<br>Active | Sekolah<br>Attending<br>School               | Mengurus<br>Rumah<br>Tangga<br>House<br>Keeping | Lainnya<br>Others | Jumlah<br>Total | Jumlah<br>Total |   |  |  |
|                      | Bekerja<br>Working                      | Pernah<br>Bekerja<br>Ever<br>Worked | Tidak<br>Pernah<br>Bekerja<br>Never<br>Worked | Jumlah<br>Total |  |  |   |                   |                 |                 |   |  |  |
|                      | (1)                                     | (2)                                 | (3)   | (4)             | (5)  | (6)  | (7)   | (8)               | (9)             | (10)            |   |  |  |
| Aceh                 | 1 240 437                               | 12 971                              | 92 766  | 105 737         | 1 346 174  | 213 908                                      | 389 347   | 147 954           | 751 209         | 2 097 383       | 92.15   | 7.85   | 64.18  |
| Sumatra Utara        | 3 725 585                               | 37 045                              | 163 086                                       | 200 131         | 3 925 716  | 405 084                                      | 754 614   | 245 955           | 1 405 653       | 5 331 369       | 94.90   | 5.10   | 73.63  |
| Sumatra Barat        | 1 466 848                               | 24 197                              | 60 835  | 85 032          | 1 551 880  | 189 090                                      | 396 714   | 135 699           | 721 503         | 2 273 383       | 94.52   | 5.48   | 68.26  |
| Riau                 | 1 453 421                               | 19 530                              | 106 862                                       | 126 392         | 1 579 813  | 250 271                                      | 566 646   | 93 925            | 910 842         | 2 490 655       | 92.00   | 8.00   | 63.43  |
| Jambi                | 1 077 452                               | 16 604                              | 43 892  | 60 496          | 1 137 948  | 134 289                                      | 337 436   | 77 656            | 549 381         | 1 687 329       | 94.68   | 5.32   | 67.44  |
| Sumatra Selatan      | 2 399 208                               | 19 341                              | 86 172  | 105 513         | 2 504 721  | 268 557                                      | 527 561   | 119 952           | 916 070         | 3 420 791       | 95.79   | 4.21   | 73.22  |
| Bengkulu             | 610 401                                 | 5 047                               | 14 636  | 19 683          | 630 084  | 65 517                                       | 122 058   | 33 913            | 221 488         | 851 572         | 96.88   | 3.12   | 73.99  |
| Lampung              | 3 022 199                               | 40 000                              | 99 689  | 139 689         | 3 161 888  | 298 464                                      | 929 806   | 179 879           | 1 408 149       | 4 570 037       | 95.58   | 4.42   | 69.19  |
| Bangka Belitung      | 353 977                                 | 5 005                               | 10 200  | 15 205          | 369 182  | 33 855                                       | 111 163   | 21 110            | 166 128         | 535 310         | 95.88   | 4.12   | 68.97  |
| Kepulauan Riau       | 121 136                                 | 2 142                               | 5 601   | 7 743           | 128 879  | 23 190                                       | 61 515  | 5 751             | 90 456          | 219 335         | 93.99   | 6.01   | 58.76  |
| DKI Jakarta          | -                                       | -                                   | -   | -               | -  | -  | -   | -                 | -               | -               | -   | -  | -  |
| Jawa Barat           | 8 123 329                               | 246 015                             | 578 769                                       | 824 784         | 8 948 113  | 934 934                                      | 3 512 110                                       | 889 510           | 5 336 554       | 14 284 667      | 90.78   | 9.22   | 62.64  |
| Jawa Tengah          | 9 640 196                               | 266 644                             | 297 224                                       | 563 868         | 10 204 064   | 807 507                                      | 2 391 629                                       | 789 493           | 3 988 629       | 14 192 693      | 94.47   | 5.53   | 71.90  |
| D.I. Yogyakarta      | 779 799                                 | 22 770                              | 9 773   | 32 543          | 812 342  | 72 293                                       | 184 705   | 30 802            | 287 800         | 1 100 142       | 95.99   | 4.01   | 73.84  |
| Jawa Timur           | 11 474 109                              | 144 570                             | 223 437                                       | 368 007         | 11 842 116   | 870 097                                      | 3 137 971                                       | 834 589           | 4 842 657       | 16 684 773      | 96.89   | 3.11   | 70.98  |
| Banten               | 1 717 134                               | 87 130                              | 202 737                                       | 289 867         | 2 007 001  | 228 787                                      | 683 994   | 184 902           | 1 097 683       | 3 104 684       | 85.56   | 14.44  | 64.64  |
| Bali                 | 1 076 722                               | 8 901                               | 8 427   | 17 328          | 1 094 050  | 61 220                                       | 159 190   | 51 410            | 271 820         | 1 365 870       | 98.42   | 1.58   | 80.10  |
| Nusa Tenggara Barat  | 1 390 596                               | 32 348                              | 30 024  | 62 372          | 1 452 968  | 136 887                                      | 417 096   | 131 833           | 685 816         | 2 138 784       | 95.71   | 4.29   | 67.93  |
| Nusa Tenggara Timur  | 1 784 577                               | 6 262                               | 34 172  | 40 434          | 1 825 011  | 173 613                                      | 310 529   | 112 927           | 597 069         | 2 422 080       | 97.78   | 2.22   | 75.35  |
| Kalimantan Barat     | 1 580 339                               | 18 242                              | 38 473  | 56 715          | 1 637 054  | 140 856                                      | 289 018   | 72 091            | 501 965         | 2 139 019       | 96.54   | 3.46   | 76.53  |
| Kalimantan Tengah    | 749 123                                 | 4 431                               | 19 326  | 23 757          | 772 880  | 79 158                                       | 178 457   | 33 342            | 290 957         | 1 063 837       | 96.93   | 3.07   | 72.65  |
| Kalimantan Selatan   | 1 146 028                               | 18 271                              | 30 957  | 49 228          | 1 195 256  | 83 454                                       | 261 895   | 83 773            | 429 122         | 1 624 378       | 95.88   | 4.12   | 73.58  |
| Kalimantan Timur     | 701 691                                 | 12 940                              | 56 657  | 69 597          | 771 288  | 99 672                                       | 208 365   | 37 841            | 345 878         | 1 117 166       | 90.98   | 9.02   | 69.04  |
| Sulawesi Utara       | 594 702                                 | 13 386                              | 42 083  | 55 469          | 650 171  | 67 028                                       | 249 888   | 56 421            | 373 337         | 1 023 508       | 91.47   | 8.53   | 63.52  |
| Sulawesi Tengah      | 948 193                                 | 7 307                               | 26 419  | 33 726          | 981 919  | 75 522                                       | 291 312   | 48 783            | 415 617         | 1 397 536       | 96.57   | 3.43   | 70.26  |
| Sulawesi Selatan     | 2 248 897                               | 35 274                              | 133 411                                       | 168 685         | 2 417 582  | 188 637                                      | 816 903   | 253 156           | 1 258 696       | 3 676 278       | 93.02   | 6.98   | 65.76  |
| Sulawesi Tenggara    | 789 262                                 | 5 999                               | 15 327  | 21 326          | 810 588  | 62 115                                       | 186 663   | 35 433            | 284 211         | 1 094 799       | 97.37   | 2.63   | 74.04  |
| Gorontalo            | 323 228                                 | 2 462                               | 13 995  | 16 457          | 339 685  | 35 499                                       | 113 020   | 26 879            | 175 398         | 515 083         | 95.16   | 4.84   | 65.95  |
| Sulawesi Barat       | 429 749                                 | 4 993                               | 7 654   | 12 647          | 442 396  | 42 554                                       | 94 372  | 25 668            | 162 594         | 604 990         | 97.14   | 2.86   | 73.12  |
| Maluku               | 414 884                                 | 4 354                               | 31 513  | 35 867          | 450 751  | 61 763                                       | 103 975   | 31 225            | 196 963         | 647 714         | 92.04   | 7.96   | 69.59  |
| Maluku Utara         | 304 318                                 | 2 003                               | 12 338  | 14 341          | 318 659  | 45 039                                       | 98 142  | 18 154            | 161 335         | 479 994         | 95.50   | 4.50   | 66.39  |
| Papua Barat          | 229 488                                 | 1 234                               | 10 262  | 11 496          | 240 984  | 32 624                                       | 44 278  | 10 028            | 86 930          | 327 914         | 95.23   | 4.77   | 73.49  |
| Papua                | 1 257 943                               | 2 900                               | 25 799  | 28 699          | 1 286 642  | 90 439                                       | 106 973   | 32 889            | 230 301         | 1 516 943       | 97.77   | 2.23   | 84.82  |
| Jumlah/Total         | 63 174 971                              | 1 130 318                           | 2 532 516                                     | 3 662 834       | 66 837 805   | 6 271 923                                    | 18 037 345                                      | 4 852 943         | 29 162 211      | 96 000 016      | 94.52   | 5.48   | 69.62  |

Catatan/Note :

\*) Lihat Penjelasan Tabel 01/Look at Note on Table 01

Tabel 03.4 Penduduk Berumur 15 Tahun ke Atas Menurut Provinsi dan Jenis Kegiatan Selama Seminggu yang lalu  
 Table 03.4 Population 15 Years of Age and Over by Province and Type of Activity During the Previous Week  
 (Agustus/August 2010)

| Provinsi<br>Province | Angkatan Kerja/Economically Active |   |   |                 |  | Bukan Angkatan Kerja/Not Economically Active |   |                   |                 |                 | % Bekerja<br>Terhadap<br>Angkatan<br>Kerja<br>% Working<br>to<br>Economically<br>Active | Tingkat<br>Pengangguran<br>Terbuka<br>(TPT)<br>Rate<br>(%) | % Angkatan<br>Kerja<br>Terhadap<br>Penduduk<br>Usia Kerja<br>(TPAK)<br>% Economically<br>Active<br>to Working<br>Age<br>Population |
|----------------------|------------------------------------|---|---|-----------------|--|--|---|-------------------|-----------------|-----------------|---|--|--|
|                      | Bekerja<br>Working                 | Pengangguran Terbuka<br>Unemployment *) |   |                 | Jumlah<br>Angkatan<br>Kerja<br>Total Eco-<br>nomically<br>Active | Sekolah<br>Attending<br>School               | Mengurus<br>Rumah<br>Tangga<br>House<br>Keeping | Lainnya<br>Others | Jumlah<br>Total | Jumlah<br>Total |   |  |  |
|                      |                                    | Pernah<br>Bekerja<br>Ever<br>Worked     | Tidak<br>Pernah<br>Bekerja<br>Never<br>Worked | Jumlah<br>Total |  |  |   |                   |                 |                 |   |  |  |
|                      |                                    |   |   |                 |  |  |   |                   |                 |                 |   |  |  |
| Aceh                 | 1 119 041                          | 21 038                                  | 67 193  | 88 231          | 1 207 272  | 168 046                                      | 13 047  | 125 014           | 306 107         | 1 513 379       | 92.69   | 7.31   | 79.77  |
| Sumatra Utara        | 3 721 141                          | 56 211                                  | 165 598                                       | 221 809         | 3 942 950  | 428 150                                      | 56 758  | 276 511           | 761 419         | 4 704 369       | 94.37   | 5.63   | 83.81  |
| Sumatra Barat        | 1 248 508                          | 25 670                                  | 47 100  | 72 770          | 1 321 278  | 151 929                                      | 20 509  | 115 379           | 287 817         | 1 609 095       | 94.49   | 5.51   | 82.11  |
| Riau                 | 1 521 068                          | 28 740                                  | 61 170  | 89 910          | 1 610 978  | 208 857                                      | 24 624  | 79 882            | 313 363         | 1 924 341       | 94.42   | 5.58   | 83.72  |
| Jambi                | 965 631                            | 15 675                                  | 29 759  | 45 434          | 1 011 065  | 107 260                                      | 10 271  | 68 298            | 185 829         | 1 196 894       | 95.51   | 4.49   | 84.47  |
| Sumatra Selatan      | 2 122 362                          | 41 410                                  | 74 866  | 116 276         | 2 238 638  | 238 276                                      | 44 079  | 123 227           | 405 582         | 2 644 220       | 94.81   | 5.19   | 84.66  |
| Bengkulu             | 494 604                            | 5 281                                   | 14 109  | 19 390          | 513 994  | 55 946                                       | 8 503   | 28 810            | 93 259          | 607 253         | 96.23   | 3.77   | 84.64  |
| Lampung              | 2 486 641                          | 39 343                                  | 59 762  | 99 105          | 2 585 746  | 212 246                                      | 51 948  | 151 614           | 415 808         | 3 001 554       | 96.17   | 3.83   | 86.15  |
| Bangka Belitung      | 398 304                            | 8 270                                   | 7 692   | 15 962          | 414 266  | 33 152                                       | 10 706  | 27 223            | 71 081          | 485 347         | 96.15   | 3.85   | 85.35  |
| Kepulauan Riau       | 489 650                            | 23 617                                  | 15 005  | 38 622          | 528 272  | 53 489                                       | 13 014  | 19 905            | 86 408          | 614 680         | 92.69   | 7.31   | 85.94  |
| DKI Jakarta          | 2 928 263                          | 158 777                                 | 143 161                                       | 301 938         | 3 230 201  | 390 244                                      | 44 305  | 257 819           | 692 368         | 3 922 569       | 90.65   | 9.35   | 82.35  |
| Jawa Barat           | 11 487 607                         | 533 311                                 | 691 133                                       | 1 224 444       | 12 712 051   | 1 303 452                                    | 227 740   | 1 102 789         | 2 633 981       | 15 346 032      | 90.37   | 9.63   | 82.84  |
| Jawa Tengah          | 9 265 837                          | 254 791                                 | 274 112                                       | 528 903         | 9 794 740  | 864 186                                      | 254 175   | 797 602           | 1 915 963       | 11 710 703      | 94.60   | 5.40   | 83.64  |
| D.I. Yogyakarta      | 969 530                            | 43 525                                  | 20 496  | 64 021          | 1 033 551  | 151 792                                      | 69 170  | 60 097            | 281 059         | 1 314 610       | 93.81   | 6.19   | 78.62  |
| Jawa Timur           | 11 157 045                         | 206 867                                 | 289 426                                       | 496 293         | 11 653 338   | 955 258                                      | 323 728   | 826 981           | 2 105 967       | 13 759 305      | 95.74   | 4.26   | 84.69  |
| Banten               | 3 074 470                          | 152 131                                 | 216 560                                       | 368 691         | 3 443 161  | 392 706                                      | 64 326  | 257 414           | 714 446         | 4 157 607       | 89.29   | 10.71  | 82.82  |
| Bali                 | 1 191 888                          | 18 276                                  | 15 042  | 33 318          | 1 225 206  | 108 218                                      | 56 055  | 57 993            | 222 266         | 1 447 472       | 97.28   | 2.72   | 84.64  |
| Nusa Tenggara Barat  | 1 231 343                          | 37 946                                  | 34 547  | 72 493          | 1 303 836  | 128 469                                      | 28 607  | 145 639           | 302 715         | 1 606 551       | 94.44   | 5.56   | 81.16  |
| Nusa Tenggara Timur  | 1 154 397                          | 6 933                                   | 25 814  | 32 747          | 1 187 144  | 135 367                                      | 24 960  | 73 296            | 233 623         | 1 420 767       | 97.24   | 2.76   | 83.56  |
| Kalimantan Barat     | 1 278 404                          | 25 048                                  | 35 060  | 60 108          | 1 338 512  | 107 323                                      | 20 591  | 66 030            | 193 944         | 1 532 456       | 95.51   | 4.49   | 87.34  |
| Kalimantan Tengah    | 668 166                            | 6 861                                   | 14 186  | 21 047          | 689 213  | 68 772                                       | 10 681  | 32 380            | 111 833         | 801 046         | 96.95   | 3.05   | 86.04  |
| Kalimantan Selatan   | 1 073 415                          | 19 748                                  | 27 618  | 47 366          | 1 120 781  | 78 230                                       | 17 730  | 77 541            | 173 501         | 1 294 282       | 95.77   | 4.23   | 86.59  |
| Kalimantan Timur     | 1 050 215                          | 31 036                                  | 46 773  | 77 809          | 1 128 024  | 115 507                                      | 13 612  | 59 538            | 188 657         | 1 316 681       | 93.10   | 6.90   | 85.67  |
| Sulawesi Utara       | 652 562                            | 10 987                                  | 26 324  | 37 311          | 689 873  | 67 042                                       | 17 801  | 57 485            | 142 328         | 832 201         | 94.59   | 5.41   | 82.90  |
| Sulawesi Tengah      | 765 390                            | 6 909                                   | 18 087  | 24 996          | 790 386  | 57 218                                       | 16 122  | 37 657            | 110 997         | 901 383         | 96.84   | 3.16   | 87.69  |
| Sulawesi Selatan     | 2 077 953                          | 36 571                                  | 69 627  | 106 198         | 2 184 151  | 194 115                                      | 46 858  | 225 590           | 466 563         | 2 650 714       | 95.14   | 4.86   | 82.40  |
| Sulawesi Tenggara    | 601 747                            | 7 601                                   | 13 588  | 21 189          | 622 936  | 51 905                                       | 21 723  | 23 909            | 97 537          | 720 473         | 96.60   | 3.40   | 86.46  |
| Gorontalo            | 286 695                            | 2 608                                   | 7 422   | 10 030          | 296 725  | 27 304                                       | 8 135   | 20 570            | 56 009          | 352 734         | 96.62   | 3.38   | 84.12  |
| Sulawesi Barat       | 309 245                            | 3 370                                   | 3 797   | 7 167           | 316 412  | 26 205                                       | 3 916   | 22 001            | 52 122          | 368 534         | 97.73   | 2.27   | 85.86  |
| Maluku               | 361 051                            | 4 526                                   | 21 417  | 25 943          | 386 994  | 63 753                                       | 11 951  | 23 960            | 99 664          | 486 658         | 93.30   | 6.70   | 79.52  |
| Maluku Utara         | 272 296                            | 1 791                                   | 8 500   | 10 291          | 282 587  | 38 120                                       | 5 981   | 15 467            | 59 568          | 342 155         | 96.36   | 3.64   | 82.59  |
| Papua Barat          | 201 397                            | 3 469                                   | 10 230  | 13 699          | 215 096  | 31 939                                       | 2 442   | 11 569            | 45 950          | 261 046         | 93.63   | 6.37   | 82.40  |
| Papua                | 836 357                            | 4 887                                   | 21 142  | 26 029          | 862 386  | 77 729                                       | 6 811   | 26 902            | 111 442         | 973 828         | 96.98   | 3.02   | 88.56  |
| Jumlah/Total         | 67 462 223                         | 1 843 224                               | 2 576 316                                     | 4 419 540       | 71 881 763   | 7 092 205                                    | 1 550 879                                       | 5 296 092         | 13 939 176      | 85 820 939      | 93.85   | 6.15   | 83.76  |

Catatan/Note :

\*) Lihat Penjelasan Tabel 01/Look at Note on Table 01

Tabel 03.5 Penduduk Berumur 15 Tahun ke Atas Menurut Provinsi dan Jenis Kegiatan Selama Seminggu yang lalu  
 Table 03.5 Population 15 Years of Age and Over by Province and Type of Activity During the Previous Week  
 (Agustus/August 2010)

| Provinsi<br>Province | Angkatan Kerja/Economically Active |   |   |                 |  | Bukan Angkatan Kerja/Not Economically Active |   |                   |                 |                 | % Bekerja<br>Terhadap<br>Angkatan<br>Kerja<br>% Working<br>to<br>Economically<br>Active | Tingkat<br>Pengangguran<br>Terbuka<br>(TPT)<br>Unemployment<br>Rate<br>(%) | % Angkatan<br>Kerja<br>Terhadap<br>Penduduk<br>Usia Kerja<br>(TPAK)<br>% Economically<br>Active<br>to Working<br>Age<br>Population |
|----------------------|------------------------------------|---|---|-----------------|--|--|---|-------------------|-----------------|-----------------|---|--|--|
|                      | Bekerja<br>Working                 | Pengangguran Terbuka<br>Unemployment *) |   |                 | Jumlah<br>Angkatan<br>Kerja<br>Total Eco-<br>nomically<br>Active | Sekolah<br>Attending<br>School               | Mengurus<br>Rumah<br>Tangga<br>House<br>Keeping | Lainnya<br>Others | Jumlah<br>Total | Jumlah<br>Total |   |  |  |
|                      |                                    | Pernah<br>Bekerja<br>Ever<br>Worked     | Tidak<br>Pernah<br>Bekerja<br>Never<br>Worked | Jumlah<br>Total |  |  |   |                   |                 |                 |   |  |  |
|                      |                                    |   |   |                 |  |  |   |                   |                 |                 |   |  |  |
| Aceh                 | 657 213                            | 7 692                                   | 66 342  | 74 034          | 731 247  | 191 758                                      | 548 660   | 83 606            | 824 024         | 1 555 271       | 89.88   | 10.12  | 47.02  |
| Sumatra Utara        | 2 404 430                          | 69 689                                  | 200 308                                       | 269 997         | 2 674 427  | 469 752                                      | 1 481 881                                       | 189 845           | 2 141 478       | 4 815 905       | 89.90   | 10.10  | 55.53  |
| Sumatra Barat        | 792 946                            | 19 498                                  | 60 318  | 79 816          | 872 762  | 196 415                                      | 547 050   | 80 942            | 824 407         | 1 697 169       | 90.85   | 9.15   | 51.42  |
| Riau                 | 649 179                            | 23 615                                  | 93 722  | 117 337         | 766 516  | 198 262                                      | 791 825   | 53 897            | 1 043 984       | 1 810 500       | 84.69   | 15.31  | 42.34  |
| Jambi                | 496 774                            | 8 177                                   | 29 667  | 37 844          | 534 618  | 105 517                                      | 473 786   | 38 927            | 618 230         | 1 152 848       | 92.92   | 7.08   | 46.37  |
| Sumatra Selatan      | 1 298 831                          | 33 680                                  | 93 895  | 127 575         | 1 426 406  | 238 405                                      | 840 436   | 69 133            | 1 147 974       | 2 574 380       | 91.06   | 8.94   | 55.41  |
| Bengkulu             | 321 137                            | 3 671                                   | 16 224  | 19 895          | 341 032  | 59 047                                       | 163 501   | 19 022            | 241 570         | 582 602         | 94.17   | 5.83   | 58.54  |
| Lampung              | 1 250 437                          | 32 843                                  | 88 671  | 121 514         | 1 371 951  | 233 045                                      | 1 133 222                                       | 84 598            | 1 450 865       | 2 822 816       | 91.14   | 8.86   | 48.60  |
| Bangka Belitung      | 186 832                            | 5 798                                   | 13 167  | 18 965          | 205 797  | 33 439                                       | 194 617   | 12 861            | 240 917         | 446 714         | 90.78   | 9.22   | 46.07  |
| Kepulauan Riau       | 279 836                            | 8 624                                   | 9 803   | 18 427          | 298 263  | 34 832                                       | 245 505   | 7 122             | 287 459         | 585 722         | 93.82   | 6.18   | 50.92  |
| DKI Jakarta          | 1 761 498                          | 119 907                                 | 160 998                                       | 280 905         | 2 042 403  | 354 363                                      | 1 365 150                                       | 88 327            | 1 807 840       | 3 850 243       | 86.25   | 13.75  | 53.05  |
| Jawa Barat           | 5 454 837                          | 230 748                                 | 496 199                                       | 726 947         | 6 181 784  | 1 217 631                                    | 6 961 515                                       | 581 047           | 8 760 193       | 14 941 977      | 88.24   | 11.76  | 41.37  |
| Jawa Tengah          | 6 543 610                          | 249 237                                 | 268 743                                       | 517 980         | 7 061 590  | 805 490                                      | 3 730 975                                       | 565 827           | 5 102 292       | 12 163 882      | 92.66   | 7.34   | 58.05  |
| D.I. Yogyakarta      | 805 618                            | 25 229                                  | 17 898  | 43 127          | 848 745  | 127 628                                      | 368 460   | 38 691            | 534 779         | 1 383 524       | 94.92   | 5.08   | 61.35  |
| Jawa Timur           | 7 541 063                          | 122 342                                 | 210 308                                       | 332 650         | 7 873 713  | 930 640                                      | 5 113 422                                       | 591 745           | 6 635 807       | 14 509 520      | 95.78   | 4.22   | 54.27  |
| Banten               | 1 508 615                          | 127 395                                 | 230 291                                       | 357 686         | 1 866 301  | 353 987                                      | 1 634 747                                       | 113 768           | 2 102 502       | 3 968 803       | 80.83   | 19.17  | 47.02  |
| Bali                 | 985 470                            | 18 602                                  | 16 871  | 35 473          | 1 020 943  | 90 875                                       | 297 160   | 46 123            | 434 158         | 1 455 101       | 96.53   | 3.47   | 70.16  |
| Nusa Tenggara Barat  | 901 590                            | 17 838                                  | 28 812  | 46 650          | 948 240  | 116 006                                      | 631 462   | 77 870            | 825 338         | 1 773 578       | 95.08   | 4.92   | 53.46  |
| Nusa Tenggara Timur  | 906 832                            | 6 156                                   | 32 249  | 38 405          | 945 237  | 126 578                                      | 374 735   | 63 089            | 564 402         | 1 509 639       | 95.94   | 4.06   | 62.61  |
| Kalimantan Barat     | 817 301                            | 11 911                                  | 29 601  | 41 512          | 858 813  | 114 441                                      | 454 712   | 42 531            | 611 684         | 1 470 497       | 95.17   | 4.83   | 58.40  |
| Kalimantan Tengah    | 354 414                            | 4 172                                   | 18 934  | 23 106          | 377 520  | 66 568                                       | 261 149   | 20 661            | 348 378         | 725 898         | 93.88   | 6.12   | 52.01  |
| Kalimantan Selatan   | 670 207                            | 16 935                                  | 32 373  | 49 308          | 719 515  | 79 532                                       | 438 500   | 50 858            | 568 890         | 1 288 405       | 93.15   | 6.85   | 55.85  |
| Kalimantan Timur     | 431 683                            | 18 505                                  | 70 243  | 88 748          | 520 431  | 111 624                                      | 497 819   | 35 764            | 645 207         | 1 165 638       | 82.95   | 17.05  | 44.65  |
| Sulawesi Utara       | 284 377                            | 15 815                                  | 46 509  | 62 324          | 346 701  | 71 751                                       | 350 246   | 36 467            | 458 464         | 805 165         | 82.02   | 17.98  | 43.06  |
| Sulawesi Tengah      | 398 836                            | 4 646                                   | 26 586  | 31 232          | 430 068  | 64 618                                       | 340 200   | 26 959            | 431 777         | 861 845         | 92.74   | 7.26   | 49.90  |
| Sulawesi Selatan     | 1 194 412                          | 37 414                                  | 155 340                                       | 192 754         | 1 387 166  | 219 948                                      | 1 163 210                                       | 146 563           | 1 529 721       | 2 916 887       | 86.10   | 13.90  | 47.56  |
| Sulawesi Tenggara    | 395 931                            | 6 824                                   | 20 208  | 27 032          | 422 963  | 58 559                                       | 234 056   | 19 321            | 311 936         | 734 899         | 93.61   | 6.39   | 57.55  |
| Gorontalo            | 146 231                            | 1 482                                   | 12 061  | 13 543          | 159 774  | 30 676                                       | 151 406   | 14 091            | 196 173         | 355 947         | 91.52   | 8.48   | 44.89  |
| Sulawesi Barat       | 205 622                            | 3 491                                   | 6 646   | 10 137          | 215 759  | 30 558                                       | 115 896   | 13 974            | 160 428         | 376 187         | 95.30   | 4.70   | 57.35  |
| Maluku               | 225 379                            | 5 813                                   | 33 153  | 38 966          | 264 345  | 62 630                                       | 148 771   | 17 310            | 228 711         | 493 056         | 85.26   | 14.74  | 53.61  |
| Maluku Utara         | 139 065                            | 1 970                                   | 14 136  | 16 106          | 155 171  | 36 427                                       | 127 365   | 11 242            | 175 034         | 330 205         | 89.62   | 10.38  | 46.99  |
| Papua Barat          | 115 150                            | 964                                     | 11 678  | 12 642          | 127 792  | 26 894                                       | 74 161  | 4 969             | 106 024         | 233 816         | 90.11   | 9.89   | 54.65  |
| Papua                | 620 188                            | 2 635                                   | 24 967  | 27 602          | 647 790  | 61 677                                       | 164 977   | 16 317            | 242 971         | 890 761         | 95.74   | 4.26   | 72.72  |
| Jumlah/Total         | 40 745 544                         | 1 263 318                               | 2 636 921                                     | 3 900 239       | 44 645 783   | 6 919 573                                    | 31 420 577                                      | 3 263 467         | 41 603 617      | 86 249 400      | 91.26   | 8.74   | 51.76  |

Catatan/Note :

\*) Lihat Penjelasan Tabel 01/Look at Note on Table 01

Tabel 04.1 Penduduk Berumur 15 Tahun ke Atas yang Termasuk Angkatan Kerja Menurut Golongan Umur dan Pendidikan Tertinggi yang Ditamatkan  
 Table Population 15 Years of Age and Over Who Are in Labor Force by Age Group and Educational Attainment  
 (Agustus/August 2010)

Perkotaan+Perdesaan/Urban+Rural

Laki-laki+Perempuan/Male+Female

| Golongan Umur<br>Age Group | Tidak/Belum<br>Pernah<br>Sekolah<br>No<br>Schooling | Tidak/Belum<br>Tamat SD<br>Did Not<br>Complete/<br>Not Yet<br>Completed<br>Primary<br>School | Pendidikan Tertinggi yang Ditamatkan/Educational Attainment |                                     |                               |                        |  |                           | Jumlah<br>Total    |
|----------------------------|---|--|---|-------------------------------------|-------------------------------|------------------------|--|---------------------------|--------------------|
|                            |   |  | Sekolah<br>Dasar<br>Primary<br>School                       | S L T P<br>Junior<br>High<br>School | S M T A<br>Senior High School |                        | Diploma<br>I/II/III<br>Akademi<br>Diploma<br>I/II/III<br>Academy | Universitas<br>University |                    |
|                            |   |  |   |                                     | Umum<br>General               | Kejuruan<br>Vocational |  |                           |                    |
| (1)                        | (2)   | (3)  | (4)   | (5)                                 | (6)                           | (7)                    | (8)  | (9)                       | (10)               |
| 15 - 19                    | 93 766  | 620 411  | 2 128 663   | 2 698 934                           | 1 268 094                     | 853 764                | 7 875  | -                         | 7 671 507          |
| 20 - 24                    | 118 319   | 761 751  | 2 445 285   | 2 975 222                           | 3 366 229                     | 1 945 465              | 447 337  | 425 334                   | 12 484 942         |
| 25 - 29                    | 181 976   | 1 105 384  | 3 530 001   | 3 792 554                           | 3 157 580                     | 1 956 750              | 843 498  | 1 264 848                 | 15 832 591         |
| 30 - 34                    | 253 282   | 1 437 838  | 4 570 694   | 3 486 310                           | 2 880 095                     | 1 666 406              | 618 138  | 996 881                   | 15 909 644         |
| 35 - 39                    | 319 167   | 1 619 830  | 4 668 947   | 3 040 570                           | 2 511 812                     | 1 138 515              | 428 728  | 833 917                   | 14 561 486         |
| 40 - 44                    | 510 054   | 2 127 714  | 4 163 862   | 2 316 507                           | 2 386 338                     | 1 028 962              | 364 714  | 906 421                   | 13 804 572         |
| 45 - 49                    | 644 011   | 2 604 456  | 3 710 964   | 1 482 294                           | 1 289 894                     | 595 574                | 294 599  | 797 468                   | 11 419 260         |
| 50 - 54                    | 754 043   | 2 730 062  | 3 089 477   | 1 135 647                           | 610 804                       | 440 630                | 234 366  | 469 782                   | 9 464 811          |
| 55 - 59                    | 636 544   | 2 068 303  | 2 083 565   | 719 663                             | 329 673                       | 264 839                | 140 967  | 180 089                   | 6 423 643          |
| 60 +                       | 1 832 623   | 3 532 338  | 2 330 204   | 648 339                             | 262 889                       | 180 400                | 86 727   | 81 570                    | 8 955 090          |
| <b>Jumlah/Total</b>        | <b>5 343 785</b>                                    | <b>18 608 087</b>  | <b>32 721 662</b>   | <b>22 296 040</b>                   | <b>18 063 408</b>             | <b>10 071 305</b>      | <b>3 466 949</b>   | <b>5 956 310</b>          | <b>116 527 546</b> |

Tabel 04.2 Penduduk Berumur 15 Tahun le Atas yang Termasuk Angkatan Kerja Menurut Golongan Umur dan Pendidikan Tertinggi yang Ditamatkan  
 Table Population 15 Years of Age and Over Who Are in Labor Force by Age Group and Educational Attainment  
 (Agustus/August 2010)

| Perkotaan/Urban            |   |  | Laki-laki+Perempuan/Male+Female                             |                                     |                               |                        |  |                           |                   |
|----------------------------|---|--|---|-------------------------------------|-------------------------------|------------------------|--|---------------------------|-------------------|
| Golongan Umur<br>Age Group | Tidak/Belum<br>Pernah<br>Sekolah<br>No<br>Schooling | Tidak/Belum<br>Tamat SD<br>Did Not<br>Complete/<br>Not Yet<br>Completed<br>Primary<br>School | Pendidikan Tertinggi yang Ditamatkan/Educational Attainment |                                     |                               |                        |  |                           | Jumlah<br>Total   |
|                            |   |  | Sekolah<br>Dasar<br>Primary<br>School                       | S L T P<br>Junior<br>High<br>School | S M T A<br>Senior High School |                        | Diploma<br>I/II/III<br>Akademi<br>Diploma<br>I/II/III<br>Academy | Universitas<br>University |                   |
|                            |   |  |   |                                     | Umum<br>General               | Kejuruan<br>Vocational |  |                           |                   |
| (1)                        | (2)   | (3)  | (4)   | (5)                                 | (6)                           | (7)                    | (8)  | (9)                       | (10)              |
| 15 - 19                    | 4 848   | 171 140  | 609 069   | 1 025 034                           | 697 786                       | 596 704                | 6 427  | -                         | 3 111 008         |
| 20 - 24                    | 6 802   | 193 740  | 663 136   | 1 208 788                           | 1 957 123                     | 1 405 162              | 311 835  | 316 670                   | 6 063 256         |
| 25 - 29                    | 11 956  | 266 650  | 927 188   | 1 639 157                           | 1 921 193                     | 1 407 465              | 558 768  | 925 624                   | 7 658 001         |
| 30 - 34                    | 22 807  | 338 092  | 1 185 661   | 1 567 386                           | 1 788 235                     | 1 182 235              | 424 156  | 769 193                   | 7 277 765         |
| 35 - 39                    | 31 788  | 390 240  | 1 252 507   | 1 374 148                           | 1 577 602                     | 757 286                | 286 337  | 614 647                   | 6 284 555         |
| 40 - 44                    | 76 812  | 562 014  | 1 174 877   | 1 103 821                           | 1 523 529                     | 670 967                | 241 067  | 646 434                   | 5 999 521         |
| 45 - 49                    | 106 375   | 709 812  | 1 113 940   | 712 447                             | 875 068                       | 405 234                | 172 336  | 581 938                   | 4 677 150         |
| 50 - 54                    | 130 092   | 785 614  | 1 029 526   | 550 931                             | 443 977                       | 322 752                | 150 956  | 362 575                   | 3 776 423         |
| 55 - 59                    | 111 294   | 560 040  | 667 185   | 346 511                             | 230 446                       | 184 990                | 85 657   | 138 470                   | 2 324 593         |
| 60 +                       | 342 624   | 820 712  | 678 901   | 268 557                             | 184 148                       | 104 761                | 50 697   | 67 069                    | 2 517 469         |
| <b>Jumlah/Total</b>        | <b>845 398</b>                                      | <b>4 798 054</b>   | <b>9 301 990</b>  | <b>9 796 780</b>                    | <b>11 199 107</b>             | <b>7 037 556</b>       | <b>2 288 236</b>   | <b>4 422 620</b>          | <b>49 689 741</b> |

Tabel 04.3 Penduduk Berumur 15 Tahun ke Atas yang Termasuk Angkatan Kerja Menurut Golongan Umur dan Pendidikan Tertinggi yang Ditamatkan  
 Table Population 15 Years of Age and Over Who Are in Labor Force by Age Group and Educational Attainment  
 (Agustus/August 2010)

| Perdesaan/Rural            |   |  | Laki-laki+Perempuan/Male+Female                             |                                     |                               |                  |  |                           |                   |                 |
|----------------------------|---|--|---|-------------------------------------|-------------------------------|------------------|--|---------------------------|-------------------|-----------------|
| Golongan Umur<br>Age Group | Tidak/Belum<br>Pernah<br>Sekolah<br>No<br>Schooling | Tidak/Belum<br>Tamat SD<br>Did Not<br>Complete/<br>Not Yet<br>Completed<br>Primary<br>School | Pendidikan Tertinggi yang Ditamatkan/Educational Attainment |                                     |                               |                  |  |                           |                   | Jumlah<br>Total |
|                            |   |  | Sekolah<br>Dasar<br>Primary<br>School                       | S L T P<br>Junior<br>High<br>School | S M T A<br>Senior High School |                  | Diploma<br>I/II/III<br>Akademi<br>Diploma<br>I/II/III<br>Academy | Universitas<br>University |                   |                 |
| (1)                        | (2)   | (3)  | (4)   | (5)                                 | (6)                           | (7)              | (8)  | (9)                       | (10)              |                 |
| 15 - 19                    | 88 918  | 449 271  | 1 519 594   | 1 673 900                           | 570 308                       | 257 060          | 1 448  | -                         | 4 560 499         |                 |
| 20 - 24                    | 111 517   | 568 011  | 1 782 149   | 1 766 434                           | 1 409 106                     | 540 303          | 135 502  | 108 664                   | 6 421 686         |                 |
| 25 - 29                    | 170 020   | 838 734  | 2 602 813   | 2 153 397                           | 1 236 387                     | 549 285          | 284 730  | 339 224                   | 8 174 590         |                 |
| 30 - 34                    | 230 475   | 1 099 746  | 3 385 033   | 1 918 924                           | 1 091 860                     | 484 171          | 193 982  | 227 688                   | 8 631 879         |                 |
| 35 - 39                    | 287 379   | 1 229 590  | 3 416 440   | 1 666 422                           | 934 210                       | 381 229          | 142 391  | 219 270                   | 8 276 931         |                 |
| 40 - 44                    | 433 242   | 1 565 700  | 2 988 985   | 1 212 686                           | 862 809                       | 357 995          | 123 647  | 259 987                   | 7 805 051         |                 |
| 45 - 49                    | 537 636   | 1 894 644  | 2 597 024   | 769 847                             | 414 826                       | 190 340          | 122 263  | 215 530                   | 6 742 110         |                 |
| 50 - 54                    | 623 951   | 1 944 448  | 2 059 951   | 584 716                             | 166 827                       | 117 878          | 83 410   | 107 207                   | 5 688 388         |                 |
| 55 - 59                    | 525 250   | 1 508 263  | 1 416 380   | 373 152                             | 99 227                        | 79 849           | 55 310   | 41 619                    | 4 099 050         |                 |
| 60 +                       | 1 489 999   | 2 711 626  | 1 651 303   | 379 782                             | 78 741                        | 75 639           | 36 030   | 14 501                    | 6 437 621         |                 |
| <b>Jumlah/Total</b>        | <b>4 498 387</b>                                    | <b>13 810 033</b>  | <b>23 419 672</b>   | <b>12 499 260</b>                   | <b>6 864 301</b>              | <b>3 033 749</b> | <b>1 178 713</b>   | <b>1 533 690</b>          | <b>66 837 805</b> |                 |

Tabel 04.4 Penduduk Berumur 15 Tahun ke Atas yang Termasuk Angkatan Kerja Menurut Golongan Umur dan Pendidikan Tertinggi yang Ditamatkan  
 Table Population 15 Years of Age and Over Who Are in Labor Force by Age Group and Educational Attainment  
 (Agustus/August 2010)

| Perkotaan+Perdesaan/Urban+Rural |   |  |   |                                     |                               |                  |  |                           | Laki-laki/Male    |
|---------------------------------|---|--|---|-------------------------------------|-------------------------------|------------------|--|---------------------------|-------------------|
| Golongan Umur<br>Age Group      | Tidak/Belum<br>Pernah<br>Sekolah<br>No<br>Schooling | Tidak/Belum<br>Tamat SD<br>Did Not<br>Complete/<br>Not Yet<br>Completed<br>Primary<br>School | Pendidikan Tertinggi yang Ditamatkan/Educational Attainment |                                     |                               |                  |  |                           | Jumlah<br>Total   |
|                                 |   |  | Sekolah<br>Dasar<br>Primary<br>School                       | S L T P<br>Junior<br>High<br>School | S M T A<br>Senior High School |                  | Diploma<br>I/II/III<br>Akademi<br>Diploma<br>I/II/III<br>Academy | Universitas<br>University |                   |
| (1)                             | (2)   | (3)  | (4)   | (5)                                 | (6)                           | (7)              | (8)  | (9)                       | (10)              |
| 15 - 19                         | 49 465  | 452 108  | 1 380 582   | 1 518 539                           | 625 267                       | 465 216          | 3 898  | -                         | 4 495 075         |
| 20 - 24                         | 54 198  | 546 053  | 1 605 467   | 1 854 450                           | 1 907 376                     | 1 244 216        | 141 256  | 172 696                   | 7 525 712         |
| 25 - 29                         | 87 759  | 743 092  | 2 300 907   | 2 476 037                           | 2 063 897                     | 1 388 729        | 343 648  | 636 203                   | 10 040 272        |
| 30 - 34                         | 110 084   | 901 981  | 2 792 783   | 2 247 123                           | 1 962 713                     | 1 179 659        | 277 924  | 539 256                   | 10 011 523        |
| 35 - 39                         | 131 792   | 916 385  | 2 773 241   | 1 925 689                           | 1 760 574                     | 789 752          | 222 020  | 478 385                   | 8 997 838         |
| 40 - 44                         | 214 559   | 1 157 821  | 2 505 443   | 1 551 816                           | 1 751 299                     | 726 010          | 185 201  | 543 586                   | 8 635 735         |
| 45 - 49                         | 273 145   | 1 378 892  | 2 228 130   | 937 790                             | 982 090                       | 434 303          | 158 620  | 498 762                   | 6 891 732         |
| 50 - 54                         | 331 773   | 1 552 739  | 1 973 073   | 714 483                             | 471 028                       | 346 084          | 122 552  | 324 860                   | 5 836 592         |
| 55 - 59                         | 279 412   | 1 206 885  | 1 346 053   | 451 247                             | 256 781                       | 192 716          | 81 710   | 122 517                   | 3 937 321         |
| 60 +                            | 790 211   | 2 257 656  | 1 580 954   | 395 231                             | 210 863                       | 143 844          | 69 939   | 61 265                    | 5 509 963         |
| <b>Jumlah/Total</b>             | <b>2 322 398</b>                                    | <b>11 113 612</b>  | <b>20 486 633</b>   | <b>14 072 405</b>                   | <b>11 991 888</b>             | <b>6 910 529</b> | <b>1 606 768</b>   | <b>3 377 530</b>          | <b>71 881 763</b> |



Tabel 04.5 Penduduk Berumur 15 Tahun ke Atas yang Termasuk Angkatan Kerja Menurut Golongan Umur dan Pendidikan Tertinggi yang Ditamatkan  
 Table Population 15 Years of Age and Over Who Are in Labor Force by Age Group and Educational Attainment  
 (Agustus/August 2010)

| Perkotaan+Perdesaan/Urban+Rural |   | Perempuan/Female   |   |                                     |                               |                  |  |                           |                   |
|---------------------------------|---|--|---|-------------------------------------|-------------------------------|------------------|--|---------------------------|-------------------|
| Golongan Umur<br>Age Group      | Tidak/Belum<br>Pernah<br>Sekolah<br>No<br>Schooling | Tidak/Belum<br>Tamat SD<br>Did Not<br>Complete/<br>Not Yet<br>Completed<br>Primary<br>School | Pendidikan Tertinggi yang Ditamatkan/Educational Attainment |                                     |                               |                  |  |                           | Jumlah<br>Total   |
|                                 |   |  | Sekolah<br>Dasar<br>Primary<br>School                       | S L T P<br>Junior<br>High<br>School | S M T A<br>Senior High School |                  | Diploma<br>I/II/III<br>Akademi<br>Diploma<br>I/II/III<br>Academy | Universitas<br>University |                   |
| (1)                             | (2)   | (3)  | (4)   | (5)                                 | (6)                           | (7)              | (8)  | (9)                       | (10)              |
| 15 - 19                         | 44 301  | 168 303  | 748 081   | 1 180 395                           | 642 827                       | 388 548          | 3 977  | -                         | 3 176 432         |
| 20 - 24                         | 64 121  | 215 698  | 839 818   | 1 120 772                           | 1 458 853                     | 701 249          | 306 081  | 252 638                   | 4 959 230         |
| 25 - 29                         | 94 217  | 362 292  | 1 229 094   | 1 316 517                           | 1 093 683                     | 568 021          | 499 850  | 628 645                   | 5 792 319         |
| 30 - 34                         | 143 198   | 535 857  | 1 777 911   | 1 239 187                           | 917 382                       | 486 747          | 340 214  | 457 625                   | 5 898 121         |
| 35 - 39                         | 187 375   | 703 445  | 1 895 706   | 1 114 881                           | 751 238                       | 348 763          | 206 708  | 355 532                   | 5 563 648         |
| 40 - 44                         | 295 495   | 969 893  | 1 658 419   | 764 691                             | 635 039                       | 302 952          | 179 513  | 362 835                   | 5 168 837         |
| 45 - 49                         | 370 866   | 1 225 564  | 1 482 834   | 544 504                             | 307 804                       | 161 271          | 135 979  | 298 706                   | 4 527 528         |
| 50 - 54                         | 422 270   | 1 177 323  | 1 116 404   | 421 164                             | 139 776                       | 94 546           | 111 814  | 144 922                   | 3 628 219         |
| 55 - 59                         | 357 132   | 861 418  | 737 512   | 268 416                             | 72 892                        | 72 123           | 59 257   | 57 572                    | 2 486 322         |
| 60 +                            | 1 042 412   | 1 274 682  | 749 250   | 253 108                             | 52 026                        | 36 556           | 16 788   | 20 305                    | 3 445 127         |
| <b>Jumlah/Total</b>             | <b>3 021 387</b>                                    | <b>7 494 475</b>   | <b>12 235 029</b>   | <b>8 223 635</b>                    | <b>6 071 520</b>              | <b>3 160 776</b> | <b>1 860 181</b>   | <b>2 578 780</b>          | <b>44 645 783</b> |

Tabel 05.1 Penduduk Berumur 15 Tahun ke Atas yang Termasuk Angkatan Kerja Menurut Provinsi dan Golongan Umur  
 Population 15 Years of Age and Over Who Are in Labor Force by Province and Age Group  
 (Agustus/August 2010)

| Provinsi<br>Province | Golongan Umur/Age Group |                   |                   |                   |                   |                   |                   |                  |                  |                  | Jumlah<br>Total    |
|----------------------|-------------------------|-------------------|-------------------|-------------------|-------------------|-------------------|-------------------|------------------|------------------|------------------|--------------------|
|                      | 15 - 19                 | 20 - 24           | 25 - 29           | 30 - 34           | 35 - 39           | 40 - 44           | 45 - 49           | 50 - 54          | 55 - 59          | 60 +             |                    |
|                      | (1)                     | (2)               | (3)               | (4)               | (5)               | (6)               | (7)               | (8)              | (9)              | (10)             |                    |
| Aceh                 | 95 376                  | 242 259           | 299 524           | 288 152           | 256 955           | 216 707           | 177 749           | 150 451          | 87 118           | 124 228          | 1 938 519          |
| Sumatra Utara        | 530 670                 | 800 519           | 908 777           | 886 301           | 785 510           | 759 761           | 637 203           | 528 714          | 353 476          | 426 446          | 6 617 377          |
| Sumatra Barat        | 123 061                 | 221 609           | 290 065           | 289 114           | 267 810           | 251 345           | 224 727           | 207 405          | 142 718          | 176 186          | 2 194 040          |
| Riau                 | 145 988                 | 304 613           | 394 810           | 386 891           | 321 689           | 276 841           | 205 752           | 151 645          | 86 816           | 102 449          | 2 377 494          |
| Jambi                | 92 443                  | 179 565           | 244 922           | 224 867           | 212 230           | 167 379           | 146 850           | 118 494          | 71 141           | 87 792           | 1 545 683          |
| Sumatra Selatan      | 246 580                 | 442 864           | 562 330           | 517 342           | 454 147           | 403 198           | 351 054           | 276 814          | 179 042          | 231 673          | 3 665 044          |
| Bengkulu             | 48 718                  | 100 993           | 129 671           | 122 925           | 113 946           | 96 202            | 84 114            | 63 293           | 39 129           | 56 035           | 855 026            |
| Lampung              | 262 292                 | 427 045           | 527 744           | 553 601           | 498 645           | 453 209           | 378 942           | 327 035          | 211 687          | 317 497          | 3 957 697          |
| Bangka Belitung      | 44 625                  | 83 087            | 96 158            | 94 090            | 74 723            | 68 171            | 53 333            | 47 063           | 28 465           | 30 348           | 620 063            |
| Kepulauan Riau       | 77 767                  | 120 289           | 166 666           | 142 468           | 97 156            | 88 969            | 53 396            | 37 143           | 22 556           | 20 125           | 826 535            |
| DKI Jakarta          | 361 819                 | 731 072           | 935 750           | 884 321           | 648 560           | 604 732           | 419 685           | 336 244          | 188 054          | 162 367          | 5 272 604          |
| Jawa Barat           | 1 446 565               | 2 082 659         | 2 638 593         | 2 608 829         | 2 352 949         | 2 221 173         | 1 789 699         | 1 437 017        | 1 012 343        | 1 304 008        | 18 893 835         |
| Jawa Tengah          | 974 134                 | 1 474 122         | 1 932 226         | 2 038 258         | 1 944 353         | 2 108 304         | 1 865 830         | 1 590 263        | 1 156 410        | 1 772 430        | 16 856 330         |
| D.I. Yogyakarta      | 80 163                  | 154 711           | 203 918           | 211 252           | 217 019           | 232 330           | 206 616           | 176 074          | 134 148          | 266 065          | 1 882 296          |
| Jawa Timur           | 952 206                 | 1 717 624         | 2 272 310         | 2 382 327         | 2 418 751         | 2 446 749         | 2 170 885         | 1 853 228        | 1 321 375        | 1 991 596        | 19 527 051         |
| Banten               | 431 701                 | 712 471           | 912 184           | 766 453           | 689 385           | 613 653           | 444 869           | 350 342          | 188 935          | 199 469          | 5 309 462          |
| Bali                 | 117 382                 | 199 852           | 274 600           | 313 061           | 318 335           | 283 848           | 220 526           | 176 369          | 125 086          | 217 090          | 2 246 149          |
| Nusa Tenggara Barat  | 166 603                 | 239 000           | 300 659           | 321 260           | 284 807           | 253 670           | 212 476           | 178 446          | 118 219          | 176 936          | 2 252 076          |
| Nusa Tenggara Timur  | 146 131                 | 244 044           | 266 263           | 274 715           | 257 809           | 233 375           | 202 299           | 176 621          | 128 512          | 202 612          | 2 132 381          |
| Kalimantan Barat     | 168 575                 | 280 735           | 305 490           | 322 410           | 267 684           | 243 350           | 209 515           | 156 571          | 112 085          | 130 910          | 2 197 325          |
| Kalimantan Tengah    | 76 255                  | 121 962           | 156 199           | 175 594           | 141 611           | 128 359           | 89 941            | 78 078           | 45 362           | 53 372           | 1 066 733          |
| Kalimantan Selatan   | 136 210                 | 210 746           | 250 401           | 269 770           | 251 493           | 220 306           | 167 896           | 142 861          | 85 436           | 105 177          | 1 840 296          |
| Kalimantan Timur     | 97 827                  | 199 421           | 270 788           | 256 859           | 225 362           | 198 678           | 148 218           | 113 889          | 63 240           | 74 173           | 1 648 455          |
| Sulawesi Utara       | 56 960                  | 97 360            | 118 959           | 142 099           | 139 355           | 131 541           | 106 821           | 94 212           | 68 261           | 81 006           | 1 036 574          |
| Sulawesi Tengah      | 89 309                  | 132 998           | 168 816           | 179 320           | 163 478           | 146 657           | 108 017           | 93 045           | 61 208           | 77 606           | 1 220 454          |
| Sulawesi Selatan     | 289 372                 | 387 943           | 469 983           | 490 430           | 464 937           | 402 996           | 317 776           | 269 675          | 178 745          | 299 460          | 3 571 317          |
| Sulawesi Tenggara    | 91 491                  | 120 120           | 150 429           | 148 436           | 137 762           | 113 228           | 86 241            | 74 376           | 48 175           | 75 641           | 1 045 899          |
| Gorontalo            | 33 172                  | 46 766            | 63 206            | 67 490            | 66 330            | 51 890            | 42 087            | 35 258           | 24 274           | 26 026           | 456 499            |
| Sulawesi Barat       | 41 474                  | 57 030            | 72 721            | 80 920            | 70 444            | 58 804            | 44 802            | 36 523           | 27 050           | 42 403           | 532 171            |
| Maluku               | 37 512                  | 68 952            | 96 954            | 90 357            | 83 186            | 70 084            | 61 302            | 54 417           | 37 044           | 51 531           | 651 339            |
| Maluku Utara         | 27 044                  | 51 793            | 69 720            | 69 162            | 55 726            | 49 207            | 36 280            | 32 218           | 20 808           | 25 800           | 437 758            |
| Papua Barat          | 20 501                  | 44 497            | 57 860            | 58 292            | 45 605            | 38 596            | 28 465            | 23 247           | 12 060           | 13 765           | 342 888            |
| Papua                | 161 581                 | 186 221           | 223 895           | 252 278           | 233 734           | 171 260           | 125 894           | 77 780           | 44 665           | 32 868           | 1 510 176          |
| <b>Jumlah/Total</b>  | <b>7 671 507</b>        | <b>12 484 942</b> | <b>15 832 591</b> | <b>15 909 644</b> | <b>14 561 486</b> | <b>13 804 572</b> | <b>11 419 260</b> | <b>9 464 811</b> | <b>6 423 643</b> | <b>8 955 090</b> | <b>116 527 546</b> |

Tabel 05.2 Penduduk Berumur 15 Tahun ke Atas yang Termasuk Angkatan Kerja Menurut Provinsi dan Golongan Umur  
 Population 15 Years of Age and Over Who Are in Labor Force by Province and Age Group  
 (Agustus/August 2010)

| Perkotaan/Urban     | Laki-laki+Perempuan/Male+Female |                         |           |           |           |           |           |           |           |           |            |                 |
|---------------------|---------------------------------|-------------------------|-----------|-----------|-----------|-----------|-----------|-----------|-----------|-----------|------------|-----------------|
|                     | Provinsi<br>Province            | Golongan Umur/Age Group |           |           |           |           |           |           |           |           |            | Jumlah<br>Total |
|                     |                                 | 15 - 19                 | 20 - 24   | 25 - 29   | 30 - 34   | 35 - 39   | 40 - 44   | 45 - 49   | 50 - 54   | 55 - 59   | 60 +       |                 |
| (1)                 | (2)                             | (3)                     | (4)       | (5)       | (6)       | (7)       | (8)       | (9)       | (10)      | (11)      | (12)       |                 |
| Aceh                | 22 409                          | 75 581                  | 95 691    | 93 414    | 81 933    | 67 697    | 55 463    | 48 879    | 24 529    | 26 749    | 592 345    |                 |
| Sumatra Utara       | 165 868                         | 379 432                 | 389 300   | 384 470   | 335 171   | 314 200   | 266 294   | 207 745   | 131 302   | 117 879   | 2 691 661  |                 |
| Sumatra Barat       | 28 387                          | 74 815                  | 99 609    | 87 805    | 77 103    | 79 300    | 68 520    | 57 460    | 33 413    | 35 748    | 642 160    |                 |
| Riau                | 46 028                          | 113 921                 | 135 999   | 133 870   | 109 310   | 92 293    | 71 321    | 45 728    | 26 026    | 23 185    | 797 681    |                 |
| Jambi               | 22 861                          | 52 942                  | 73 711    | 50 843    | 55 001    | 47 183    | 39 102    | 31 840    | 16 866    | 17 386    | 407 735    |                 |
| Sumatra Selatan     | 76 689                          | 151 828                 | 191 503   | 159 846   | 140 031   | 131 844   | 120 803   | 86 427    | 49 303    | 52 049    | 1 160 323  |                 |
| Bengkulu            | 11 118                          | 31 225                  | 34 521    | 33 325    | 29 052    | 26 303    | 24 016    | 17 624    | 8 495     | 9 263     | 224 942    |                 |
| Lampung             | 45 174                          | 98 585                  | 114 785   | 118 073   | 102 781   | 90 204    | 72 396    | 70 570    | 38 158    | 45 083    | 795 809    |                 |
| Bangka Belitung     | 14 981                          | 33 048                  | 41 018    | 36 820    | 29 115    | 28 778    | 22 401    | 20 741    | 11 695    | 12 284    | 250 881    |                 |
| Kepulauan Riau      | 71 092                          | 107 739                 | 146 667   | 121 194   | 83 013    | 72 024    | 42 607    | 26 373    | 15 580    | 11 367    | 697 656    |                 |
| DKI Jakarta         | 361 819                         | 731 072                 | 935 750   | 884 321   | 648 560   | 604 732   | 419 685   | 336 244   | 188 054   | 162 367   | 5 272 604  |                 |
| Jawa Barat          | 731 972                         | 1 252 786               | 1 589 431 | 1 495 778 | 1 250 418 | 1 194 791 | 868 069   | 692 088   | 449 450   | 420 939   | 9 945 722  |                 |
| Jawa Tengah         | 392 908                         | 670 912                 | 871 771   | 863 536   | 765 693   | 857 884   | 730 263   | 601 371   | 409 286   | 488 642   | 6 652 266  |                 |
| D.I. Yogyakarta     | 49 571                          | 108 913                 | 134 193   | 135 289   | 125 031   | 133 971   | 114 304   | 94 902    | 64 275    | 109 505   | 1 069 954  |                 |
| Jawa Timur          | 355 114                         | 795 579                 | 1 028 898 | 1 034 814 | 999 813   | 966 314   | 819 977   | 690 244   | 445 087   | 549 095   | 7 684 935  |                 |
| Banten              | 246 495                         | 451 696                 | 621 107   | 507 747   | 447 136   | 382 234   | 262 709   | 202 239   | 99 216    | 81 882    | 3 302 461  |                 |
| Bali                | 54 709                          | 117 384                 | 164 690   | 174 688   | 166 933   | 157 703   | 105 050   | 84 263    | 49 394    | 77 285    | 1 152 099  |                 |
| Nusa Tenggara Barat | 60 932                          | 93 230                  | 114 803   | 110 452   | 95 649    | 99 477    | 78 030    | 58 664    | 37 121    | 50 750    | 799 108    |                 |
| Nusa Tenggara Timur | 18 170                          | 43 293                  | 50 127    | 47 672    | 37 383    | 34 511    | 28 331    | 22 986    | 12 096    | 12 801    | 307 370    |                 |
| Kalimantan Barat    | 45 272                          | 78 554                  | 82 256    | 76 778    | 65 951    | 67 140    | 51 023    | 43 058    | 24 811    | 25 428    | 560 271    |                 |
| Kalimantan Tengah   | 15 840                          | 34 801                  | 46 859    | 48 482    | 41 788    | 36 765    | 27 162    | 22 685    | 10 713    | 8 758     | 293 853    |                 |
| Kalimantan Selatan  | 40 844                          | 82 906                  | 88 890    | 102 998   | 86 957    | 83 031    | 53 481    | 51 432    | 27 212    | 27 289    | 645 040    |                 |
| Kalimantan Timur    | 51 958                          | 112 538                 | 152 424   | 134 597   | 124 635   | 103 684   | 81 074    | 57 337    | 31 248    | 27 672    | 877 167    |                 |
| Sulawesi Utara      | 21 725                          | 39 309                  | 48 643    | 56 123    | 51 519    | 51 074    | 41 183    | 33 080    | 21 495    | 22 252    | 386 403    |                 |
| Sulawesi Tengah     | 15 674                          | 32 463                  | 37 922    | 36 792    | 31 106    | 29 039    | 21 668    | 16 404    | 9 421     | 8 046     | 238 535    |                 |
| Sulawesi Selatan    | 84 243                          | 151 363                 | 180 588   | 173 172   | 158 776   | 124 360   | 98 786    | 84 219    | 44 869    | 53 359    | 1 153 735  |                 |
| Sulawesi Tenggara   | 17 002                          | 35 143                  | 38 401    | 36 578    | 28 131    | 27 956    | 18 511    | 16 181    | 8 566     | 8 842     | 235 311    |                 |
| Gorontalo           | 6 900                           | 13 792                  | 17 696    | 16 577    | 16 796    | 13 924    | 12 658    | 7 993     | 6 241     | 4 237     | 116 814    |                 |
| Sulawesi Barat      | 6 594                           | 11 905                  | 14 292    | 13 328    | 11 440    | 9 138     | 6 923     | 5 773     | 4 397     | 5 985     | 89 775     |                 |
| Maluku              | 7 945                           | 22 861                  | 34 999    | 30 372    | 29 823    | 18 891    | 18 661    | 16 089    | 11 349    | 9 598     | 200 588    |                 |
| Maluku Utara        | 6 837                           | 17 296                  | 22 234    | 19 280    | 14 495    | 13 909    | 9 203     | 7 132     | 4 481     | 4 232     | 119 099    |                 |
| Papua Barat         | 4 087                           | 13 343                  | 19 097    | 18 362    | 12 372    | 13 749    | 8 278     | 7 163     | 3 036     | 2 417     | 101 904    |                 |
| Papua               | 9 790                           | 33 001                  | 40 126    | 40 369    | 31 640    | 25 418    | 19 198    | 11 489    | 7 408     | 5 095     | 223 534    |                 |
| Jumlah/Total        | 3 111 008                       | 6 063 256               | 7 658 001 | 7 277 765 | 6 284 555 | 5 999 521 | 4 677 150 | 3 776 423 | 2 324 593 | 2 517 469 | 49 689 741 |                 |

Tabel 05.3 Penduduk Berumur 15 Tahun ke Atas yang Termasuk Angkatan Kerja Menurut Provinsi dan Golongan Umur  
Population 15 Years of Age and Over Who Are in Labor Force by Province and Age Group  
(Agustus/August 2010)

| Provinsi<br>Province | Golongan Umur/Age Group |           |           |           |           |           |           |           |           |           | Jumlah<br>Total |                                 |
|----------------------|-------------------------|-----------|-----------|-----------|-----------|-----------|-----------|-----------|-----------|-----------|-----------------|---------------------------------|
|                      | 15 - 19                 | 20 - 24   | 25 - 29   | 30 - 34   | 35 - 39   | 40 - 44   | 45 - 49   | 50 - 54   | 55 - 59   | 60 +      |                 |                                 |
|                      | (1)                     | (2)       | (3)       | (4)       | (5)       | (6)       | (7)       | (8)       | (9)       | (10)      |                 | (11)                            |
| Perdesaan/Rural      |                         |           |           |           |           |           |           |           |           |           |                 | Laki-laki+Perempuan/Male+Female |
| Aceh                 | 72 967                  | 166 678   | 203 833   | 194 738   | 175 022   | 149 010   | 122 286   | 101 572   | 62 589    | 97 479    | 1 346 174       |                                 |
| Sumatra Utara        | 364 802                 | 421 087   | 519 477   | 501 831   | 450 339   | 445 561   | 370 909   | 320 969   | 222 174   | 308 567   | 3 925 716       |                                 |
| Sumatra Barat        | 94 674                  | 146 794   | 190 456   | 201 309   | 190 707   | 172 045   | 156 207   | 149 945   | 109 305   | 140 438   | 1 551 880       |                                 |
| Riau                 | 99 960                  | 190 692   | 258 811   | 253 021   | 212 379   | 184 548   | 134 431   | 105 917   | 60 790    | 79 264    | 1 579 813       |                                 |
| Jambi                | 69 582                  | 126 623   | 171 211   | 174 024   | 157 229   | 120 196   | 107 748   | 86 654    | 54 275    | 70 406    | 1 137 948       |                                 |
| Sumatra Selatan      | 169 891                 | 291 036   | 370 827   | 357 496   | 314 116   | 271 354   | 230 251   | 190 387   | 129 739   | 179 624   | 2 504 721       |                                 |
| Bengkulu             | 37 600                  | 69 768    | 95 150    | 89 600    | 84 894    | 69 899    | 60 098    | 45 669    | 30 634    | 46 772    | 630 084         |                                 |
| Lampung              | 217 118                 | 328 460   | 412 959   | 435 528   | 395 864   | 363 005   | 306 546   | 256 465   | 173 529   | 272 414   | 3 161 888       |                                 |
| Bangka Belitung      | 29 644                  | 50 039    | 55 140    | 57 270    | 45 608    | 39 393    | 30 932    | 26 322    | 16 770    | 18 064    | 369 182         |                                 |
| Kepulauan Riau       | 6 675                   | 12 550    | 19 999    | 21 274    | 14 143    | 16 945    | 10 789    | 10 770    | 6 976     | 8 758     | 128 879         |                                 |
| DKI Jakarta          | -                       | -         | -         | -         | -         | -         | -         | -         | -         | -         | -               |                                 |
| Jawa Barat           | 714 593                 | 829 873   | 1 049 162 | 1 113 051 | 1 102 531 | 1 026 382 | 921 630   | 744 929   | 562 893   | 883 069   | 8 948 113       |                                 |
| Jawa Tengah          | 581 226                 | 803 210   | 1 060 455 | 1 174 722 | 1 178 660 | 1 250 420 | 1 135 567 | 988 892   | 747 124   | 1 283 788 | 10 204 064      |                                 |
| D.I. Yogyakarta      | 30 592                  | 45 798    | 69 725    | 75 963    | 91 988    | 98 359    | 92 312    | 81 172    | 69 873    | 156 560   | 812 342         |                                 |
| Jawa Timur           | 597 092                 | 922 045   | 1 243 412 | 1 347 513 | 1 418 938 | 1 480 435 | 1 350 908 | 1 162 984 | 876 288   | 1 442 501 | 11 842 116      |                                 |
| Banten               | 185 206                 | 260 775   | 291 077   | 258 706   | 242 249   | 231 419   | 182 160   | 148 103   | 89 719    | 117 587   | 2 007 001       |                                 |
| Bali                 | 62 673                  | 82 468    | 109 910   | 138 373   | 151 402   | 126 145   | 115 476   | 92 106    | 75 692    | 139 805   | 1 094 050       |                                 |
| Nusa Tenggara Barat  | 105 671                 | 145 770   | 185 856   | 210 808   | 189 158   | 154 193   | 134 446   | 119 782   | 81 098    | 126 186   | 1 452 968       |                                 |
| Nusa Tenggara Timur  | 127 961                 | 200 751   | 216 136   | 227 043   | 220 426   | 198 864   | 173 968   | 153 635   | 116 416   | 189 811   | 1 825 011       |                                 |
| Kalimantan Barat     | 123 303                 | 202 181   | 223 234   | 245 632   | 201 733   | 176 210   | 158 492   | 113 513   | 87 274    | 105 482   | 1 637 054       |                                 |
| Kalimantan Tengah    | 60 415                  | 87 161    | 109 340   | 127 112   | 99 823    | 91 594    | 62 779    | 55 393    | 34 649    | 44 614    | 772 880         |                                 |
| Kalimantan Selatan   | 95 366                  | 127 840   | 161 511   | 166 772   | 164 536   | 137 275   | 114 415   | 91 429    | 58 224    | 77 888    | 1 195 256       |                                 |
| Kalimantan Timur     | 45 869                  | 86 883    | 118 364   | 122 262   | 100 727   | 94 994    | 67 144    | 56 552    | 31 992    | 46 501    | 771 288         |                                 |
| Sulawesi Utara       | 35 235                  | 58 051    | 70 316    | 85 976    | 87 836    | 80 467    | 65 638    | 61 132    | 46 766    | 58 754    | 650 171         |                                 |
| Sulawesi Tengah      | 73 635                  | 100 535   | 130 894   | 142 528   | 132 372   | 117 618   | 86 349    | 76 641    | 51 787    | 69 560    | 981 919         |                                 |
| Sulawesi Selatan     | 205 129                 | 236 580   | 289 395   | 317 258   | 306 161   | 278 636   | 218 990   | 185 456   | 133 876   | 246 101   | 2 417 582       |                                 |
| Sulawesi Tenggara    | 74 489                  | 84 977    | 112 028   | 111 858   | 109 631   | 85 272    | 67 730    | 58 195    | 39 609    | 66 799    | 810 588         |                                 |
| Gorontalo            | 26 272                  | 32 974    | 45 510    | 50 913    | 49 534    | 37 966    | 29 429    | 27 265    | 18 033    | 21 789    | 339 685         |                                 |
| Sulawesi Barat       | 34 880                  | 45 125    | 58 429    | 67 592    | 59 004    | 49 666    | 37 879    | 30 750    | 22 653    | 36 418    | 442 396         |                                 |
| Maluku               | 29 567                  | 46 091    | 61 955    | 59 985    | 53 363    | 51 193    | 42 641    | 38 328    | 25 695    | 41 933    | 450 751         |                                 |
| Maluku Utara         | 20 207                  | 34 497    | 47 486    | 49 882    | 41 231    | 35 298    | 27 077    | 25 086    | 16 327    | 21 568    | 318 659         |                                 |
| Papua Barat          | 16 414                  | 31 154    | 38 763    | 39 930    | 33 233    | 24 847    | 20 187    | 16 084    | 9 024     | 11 348    | 240 984         |                                 |
| Papua                | 151 791                 | 153 220   | 183 769   | 211 909   | 202 094   | 145 842   | 106 696   | 66 291    | 37 257    | 27 773    | 1 286 642       |                                 |
| Jumlah/Total         | 4 560 499               | 6 421 686 | 8 174 590 | 8 631 879 | 8 276 931 | 7 805 051 | 6 742 110 | 5 688 388 | 4 099 050 | 6 437 621 | 66 837 805      |                                 |

Tabel 05.4 Penduduk Berumur 15 Tahun ke Atas yang Termasuk Angkatan Kerja Menurut Provinsi dan Golongan Umur  
 Population 15 Years of Age and Over Who Are in Labor Force by Province and Age Group  
 Table (Agustus/August 2010)

| Provinsi<br>Province | Golongan Umur/Age Group |           |            |            |           |           |           |           |           |           | Jumlah<br>Total |
|----------------------|-------------------------|-----------|------------|------------|-----------|-----------|-----------|-----------|-----------|-----------|-----------------|
|                      | 15 - 19                 | 20 - 24   | 25 - 29    | 30 - 34    | 35 - 39   | 40 - 44   | 45 - 49   | 50 - 54   | 55 - 59   | 60 +      |                 |
|                      | (1)                     | (2)       | (3)        | (4)        | (5)       | (6)       | (7)       | (8)       | (9)       | (10)      |                 |
| Aceh                 | 59 035                  | 150 689   | 193 193    | 174 791    | 162 661   | 135 384   | 105 902   | 93 069    | 54 636    | 77 912    | 1 207 272       |
| Sumatra Utara        | 315 187                 | 474 256   | 558 589    | 548 400    | 463 613   | 461 232   | 372 017   | 308 401   | 210 627   | 230 628   | 3 942 950       |
| Sumatra Barat        | 79 430                  | 141 448   | 181 112    | 179 377    | 159 550   | 146 797   | 125 679   | 119 771   | 82 959    | 105 155   | 1 321 278       |
| Riau                 | 89 067                  | 189 078   | 265 021    | 270 383    | 226 073   | 188 498   | 136 334   | 109 660   | 58 961    | 77 903    | 1 610 978       |
| Jambi                | 61 875                  | 112 960   | 165 552    | 147 926    | 138 616   | 107 011   | 90 578    | 77 912    | 46 660    | 61 975    | 1 011 065       |
| Sumatra Selatan      | 158 677                 | 266 844   | 359 949    | 312 708    | 269 413   | 247 049   | 208 158   | 160 795   | 106 319   | 148 726   | 2 238 638       |
| Bengkulu             | 31 196                  | 60 417    | 81 330     | 71 580     | 66 403    | 55 964    | 48 217    | 39 964    | 23 462    | 35 461    | 513 994         |
| Lampung              | 182 461                 | 287 624   | 366 444    | 355 255    | 318 848   | 283 779   | 228 636   | 210 134   | 133 166   | 219 399   | 2 585 746       |
| Bangka Belitung      | 27 724                  | 55 211    | 64 981     | 67 337     | 50 572    | 44 084    | 35 104    | 30 478    | 18 277    | 20 498    | 414 266         |
| Kepulauan Riau       | 19 518                  | 70 226    | 106 952    | 97 934     | 69 696    | 66 502    | 38 472    | 27 919    | 17 638    | 13 415    | 528 272         |
| DKI Jakarta          | 164 671                 | 375 677   | 565 250    | 568 287    | 427 367   | 402 983   | 275 426   | 224 899   | 117 452   | 108 189   | 3 230 201       |
| Jawa Barat           | 810 380                 | 1 319 866 | 1 809 558  | 1 805 997  | 1 607 516 | 1 572 472 | 1 238 083 | 974 129   | 671 136   | 902 914   | 12 712 051      |
| Jawa Tengah          | 560 449                 | 862 508   | 1 170 000  | 1 203 975  | 1 108 011 | 1 214 562 | 1 029 255 | 928 871   | 680 352   | 1 036 757 | 9 794 740       |
| D.I. Yogyakarta      | 42 710                  | 85 293    | 118 743    | 124 120    | 118 087   | 127 732   | 109 271   | 96 420    | 69 937    | 141 238   | 1 033 551       |
| Jawa Timur           | 574 262                 | 1 051 442 | 1 445 230  | 1 429 973  | 1 413 294 | 1 457 168 | 1 247 865 | 1 085 202 | 791 606   | 1 157 296 | 11 653 338      |
| Banten               | 245 896                 | 412 542   | 574 204    | 506 391    | 457 956   | 436 935   | 301 484   | 249 369   | 125 545   | 132 839   | 3 443 161       |
| Bali                 | 59 546                  | 108 639   | 148 985    | 175 769    | 172 086   | 157 163   | 119 809   | 94 406    | 70 061    | 118 742   | 1 225 206       |
| Nusa Tenggara Barat  | 98 231                  | 132 029   | 170 174    | 189 499    | 163 813   | 148 027   | 119 406   | 102 131   | 69 519    | 111 007   | 1 303 836       |
| Nusa Tenggara Timur  | 85 098                  | 137 319   | 150 190    | 150 757    | 141 760   | 126 043   | 108 270   | 99 305    | 69 050    | 119 352   | 1 187 144       |
| Kalimantan Barat     | 102 004                 | 171 917   | 191 976    | 197 111    | 164 384   | 146 354   | 119 049   | 94 040    | 67 527    | 84 150    | 1 338 512       |
| Kalimantan Tengah    | 49 857                  | 76 337    | 106 016    | 114 640    | 92 404    | 81 387    | 55 564    | 49 558    | 27 891    | 35 559    | 689 213         |
| Kalimantan Selatan   | 81 564                  | 132 219   | 158 667    | 166 379    | 153 874   | 130 492   | 97 587    | 88 348    | 51 888    | 59 763    | 1 120 781       |
| Kalimantan Timur     | 59 748                  | 130 499   | 185 936    | 183 356    | 156 247   | 136 029   | 99 514    | 79 506    | 44 817    | 52 372    | 1 128 024       |
| Sulawesi Utara       | 37 915                  | 62 696    | 79 406     | 95 899     | 94 211    | 87 769    | 68 543    | 64 377    | 45 206    | 53 851    | 689 873         |
| Sulawesi Tengah      | 60 445                  | 87 932    | 109 373    | 118 100    | 102 558   | 91 865    | 67 972    | 59 371    | 39 972    | 52 798    | 790 386         |
| Sulawesi Selatan     | 186 011                 | 232 661   | 283 048    | 303 720    | 287 574   | 246 826   | 189 669   | 162 399   | 108 070   | 184 173   | 2 184 151       |
| Sulawesi Tenggara    | 59 876                  | 72 452    | 90 093     | 87 770     | 81 492    | 65 947    | 50 317    | 42 132    | 28 168    | 44 689    | 622 936         |
| Gorontalo            | 22 841                  | 30 661    | 40 470     | 43 436     | 42 426    | 34 270    | 26 988    | 21 717    | 16 559    | 17 357    | 296 725         |
| Sulawesi Barat       | 27 837                  | 34 578    | 41 632     | 47 303     | 41 065    | 36 618    | 25 599    | 20 988    | 14 731    | 26 061    | 316 412         |
| Maluku               | 23 706                  | 41 060    | 56 630     | 54 191     | 50 101    | 40 590    | 35 453    | 31 938    | 21 881    | 31 444    | 386 994         |
| Maluku Utara         | 17 724                  | 32 032    | 44 941     | 44 103     | 35 149    | 32 778    | 23 086    | 20 917    | 13 967    | 17 890    | 282 587         |
| Papua Barat          | 11 795                  | 26 043    | 34 973     | 37 582     | 29 667    | 24 247    | 18 384    | 14 725    | 8 489     | 9 191     | 215 096         |
| Papua                | 88 339                  | 100 557   | 121 654    | 137 474    | 131 351   | 101 178   | 76 041    | 53 741    | 30 792    | 21 259    | 862 386         |
| Jumlah/Total         | 4 495 075               | 7 525 712 | 10 040 272 | 10 011 523 | 8 997 838 | 8 635 735 | 6 891 732 | 5 836 592 | 3 937 321 | 5 509 963 | 71 881 763      |

Tabel 05.5 Penduduk Berumur 15 Tahun ke Atas yang Termasuk Angkatan Kerja Menurut Provinsi dan Golongan Umur  
 Table Population 15 Years of Age and Over Who Are in Labor Force by Province and Age Group  
 (Agustus/August 2010)

| Provinsi<br>Province | Golongan Umur/Age Group |           |           |           |           |           |           |           |           |           | Jumlah<br>Total |
|----------------------|-------------------------|-----------|-----------|-----------|-----------|-----------|-----------|-----------|-----------|-----------|-----------------|
|                      | 15 - 19                 | 20 - 24   | 25 - 29   | 30 - 34   | 35 - 39   | 40 - 44   | 45 - 49   | 50 - 54   | 55 - 59   | 60+       |                 |
|                      | (1)                     | (2)       | (3)       | (4)       | (5)       | (6)       | (7)       | (8)       | (9)       | (10)      |                 |
| Aceh                 | 36 341                  | 91 570    | 106 331   | 113 361   | 94 294    | 81 323    | 71 847    | 57 382    | 32 482    | 46 316    | 731 247         |
| Sumatra Utara        | 215 483                 | 326 263   | 350 188   | 337 901   | 321 897   | 298 529   | 265 186   | 220 313   | 142 849   | 195 818   | 2 674 427       |
| Sumatra Barat        | 43 631                  | 80 161    | 108 953   | 109 737   | 108 260   | 104 548   | 99 048    | 87 634    | 59 759    | 71 031    | 872 762         |
| Riau                 | 56 921                  | 115 535   | 129 789   | 116 508   | 95 616    | 88 343    | 69 418    | 41 985    | 27 855    | 24 546    | 766 516         |
| Jambi                | 30 568                  | 66 605    | 79 370    | 76 941    | 73 614    | 60 368    | 56 272    | 40 582    | 24 481    | 25 817    | 534 618         |
| Sumatra Selatan      | 87 903                  | 176 020   | 202 381   | 204 634   | 184 734   | 156 149   | 142 896   | 116 019   | 72 723    | 82 947    | 1 426 406       |
| Bengkulu             | 17 522                  | 40 576    | 48 341    | 51 345    | 47 543    | 40 238    | 35 897    | 23 329    | 15 667    | 20 574    | 341 032         |
| Lampung              | 79 831                  | 139 421   | 161 300   | 198 346   | 179 797   | 169 430   | 150 306   | 116 901   | 78 521    | 98 098    | 1 371 951       |
| Bangka Belitung      | 16 901                  | 27 876    | 31 177    | 26 753    | 24 151    | 24 087    | 18 229    | 16 585    | 10 188    | 9 850     | 205 797         |
| Kepulauan Riau       | 58 249                  | 50 063    | 59 714    | 44 534    | 27 460    | 22 467    | 14 924    | 9 224     | 4 918     | 6 710     | 298 263         |
| DKI Jakarta          | 197 148                 | 355 395   | 370 500   | 316 034   | 221 193   | 201 749   | 144 259   | 111 345   | 70 602    | 54 178    | 2 042 403       |
| Jawa Barat           | 636 185                 | 762 793   | 829 035   | 802 832   | 745 433   | 648 701   | 551 616   | 462 888   | 341 207   | 401 094   | 6 181 784       |
| Jawa Tengah          | 413 685                 | 611 614   | 762 226   | 834 283   | 836 342   | 893 742   | 836 575   | 661 392   | 476 058   | 735 673   | 7 061 590       |
| D.I. Yogyakarta      | 37 453                  | 69 418    | 85 175    | 87 132    | 98 932    | 104 598   | 97 345    | 79 654    | 64 211    | 124 827   | 848 745         |
| Jawa Timur           | 377 944                 | 666 182   | 827 080   | 952 354   | 1 005 457 | 989 581   | 923 020   | 768 026   | 529 769   | 834 300   | 7 873 713       |
| Banten               | 185 805                 | 299 929   | 337 980   | 260 062   | 231 429   | 176 718   | 143 385   | 100 973   | 63 390    | 66 630    | 1 866 301       |
| Bali                 | 57 836                  | 91 213    | 125 615   | 137 292   | 146 249   | 126 685   | 100 717   | 81 963    | 55 025    | 98 348    | 1 020 943       |
| Nusa Tenggara Barat  | 68 372                  | 106 971   | 130 485   | 131 761   | 120 994   | 105 643   | 93 070    | 76 315    | 48 700    | 65 929    | 948 240         |
| Nusa Tenggara Timur  | 61 033                  | 106 725   | 116 073   | 123 958   | 116 049   | 107 332   | 94 029    | 77 316    | 59 462    | 83 260    | 945 237         |
| Kalimantan Barat     | 66 571                  | 108 818   | 113 514   | 125 299   | 103 300   | 96 996    | 90 466    | 62 531    | 44 558    | 46 760    | 858 813         |
| Kalimantan Tengah    | 26 398                  | 45 625    | 50 183    | 60 954    | 49 207    | 46 972    | 34 377    | 28 520    | 17 471    | 17 813    | 377 520         |
| Kalimantan Selatan   | 54 646                  | 78 527    | 91 734    | 103 391   | 97 619    | 89 814    | 70 309    | 54 513    | 33 548    | 45 414    | 719 515         |
| Kalimantan Timur     | 38 079                  | 68 922    | 84 852    | 73 503    | 69 115    | 62 649    | 48 704    | 34 383    | 18 423    | 21 801    | 520 431         |
| Sulawesi Utara       | 19 045                  | 34 664    | 39 553    | 46 200    | 45 144    | 43 772    | 38 278    | 29 835    | 23 055    | 27 155    | 346 701         |
| Sulawesi Tengah      | 28 864                  | 45 066    | 59 443    | 61 220    | 60 920    | 54 792    | 40 045    | 33 674    | 21 236    | 24 808    | 430 068         |
| Sulawesi Selatan     | 103 361                 | 155 282   | 186 935   | 186 710   | 177 363   | 156 170   | 128 107   | 107 276   | 70 675    | 115 287   | 1 387 166       |
| Sulawesi Tenggara    | 31 615                  | 47 668    | 60 336    | 60 666    | 56 270    | 47 281    | 35 924    | 32 244    | 20 007    | 30 952    | 422 963         |
| Gorontalo            | 10 331                  | 16 105    | 22 736    | 24 054    | 23 904    | 17 620    | 15 099    | 13 541    | 7 715     | 8 669     | 159 774         |
| Sulawesi Barat       | 13 637                  | 22 452    | 31 089    | 33 617    | 29 379    | 22 186    | 19 203    | 15 535    | 12 319    | 16 342    | 215 759         |
| Maluku               | 13 806                  | 27 892    | 40 324    | 36 166    | 33 085    | 29 494    | 25 849    | 22 479    | 15 163    | 20 087    | 264 345         |
| Maluku Utara         | 9 320                   | 19 761    | 24 779    | 25 059    | 20 577    | 16 429    | 13 194    | 11 301    | 6 841     | 7 910     | 155 171         |
| Papua Barat          | 8 706                   | 18 454    | 22 887    | 20 710    | 15 938    | 14 349    | 10 081    | 8 522     | 3 571     | 4 574     | 127 792         |
| Papua                | 73 242                  | 85 664    | 102 241   | 114 804   | 102 383   | 70 082    | 49 853    | 24 039    | 13 873    | 11 609    | 647 790         |
| Jumlah/Total         | 3 176 432               | 4 959 230 | 5 792 319 | 5 898 121 | 5 563 648 | 5 168 837 | 4 527 528 | 3 628 219 | 2 486 322 | 3 445 127 | 44 645 783      |

Tabel 06.1 Penduduk Berumur 15 Tahun ke Atas yang Termasuk Angkatan Kerja Menurut Provinsi dan Pendidikan Tertinggi yang Ditamatkan  
 Table Population 15 Years of Age and Over Who are in Labor Force by Province and Educational Attainment  
 (Agustus/August 2010)

| Perkotaan+Perdesaan/Urban+Rural |   |  | Laki-laki+Perempuan/Male+Female                             |                                     |                               |                   |  |                           |                    |                 |
|---------------------------------|---|--|---|-------------------------------------|-------------------------------|-------------------|--|---------------------------|--------------------|-----------------|
| Provinsi<br>Province            | Tidak/Belum<br>Pernah<br>Sekolah<br>No<br>Schooling | Tidak/Belum<br>Tamat SD<br>Did Not<br>Complete/<br>Not Yet<br>Completed<br>Primary<br>School | Pendidikan Tertinggi yang Ditamatkan/Educational Attainment |                                     |                               |                   |  |                           |                    | Jumlah<br>Total |
|                                 |   |  | Sekolah<br>Dasar<br>Primary<br>School                       | S L T P<br>Junior<br>High<br>School | S M T A<br>Senior High School |                   | Diploma<br>I/II/III<br>Akademi<br>Diploma<br>I/II/III<br>Academy | Universitas<br>University |                    |                 |
| (1)                             | (2)   | (3)  | (4)   | (5)                                 | (6)                           | (7)               | (8)  | (9)                       | (10)               |                 |
| Aceh                            | 53 698  | 226 627  | 440 486   | 423 321                             | 483 611                       | 82 167            | 102 620  | 125 989                   | 1 938 519          |                 |
| Sumatra Utara                   | 107 027   | 893 141  | 1 401 923   | 1 596 549                           | 1 457 703                     | 676 845           | 174 226  | 309 963                   | 6 617 377          |                 |
| Sumatra Barat                   | 26 359  | 472 434  | 440 048   | 457 182                             | 372 407                       | 204 871           | 95 034   | 125 705                   | 2 194 040          |                 |
| Riau                            | 40 808  | 343 636  | 572 028   | 506 795                             | 485 794                       | 198 028           | 100 532  | 129 873                   | 2 377 494          |                 |
| Jambi                           | 54 955  | 283 044  | 409 067   | 309 376                             | 265 639                       | 105 056           | 46 675   | 71 871                    | 1 545 683          |                 |
| Sumatra Selatan                 | 57 391  | 716 572  | 1 079 102   | 698 302                             | 638 347                       | 215 938           | 111 574  | 147 818                   | 3 665 044          |                 |
| Bengkulu                        | 19 858  | 175 297  | 200 833   | 174 588                             | 148 666                       | 61 802            | 26 333   | 47 649                    | 855 026            |                 |
| Lampung                         | 119 733   | 800 163  | 1 134 448   | 878 359                             | 519 215                       | 266 741           | 107 368  | 131 670                   | 3 957 697          |                 |
| Bangka Belitung                 | 19 939  | 139 068  | 174 893   | 103 163                             | 85 540                        | 57 036            | 19 469   | 20 955                    | 620 063            |                 |
| Kepulauan Riau                  | 13 390  | 81 693   | 106 393   | 117 857                             | 254 135                       | 164 663           | 41 335   | 47 069                    | 826 535            |                 |
| DKI Jakarta                     | 21 669  | 342 033  | 682 378   | 1 111 401                           | 1 234 428                     | 1 020 897         | 303 974  | 555 824                   | 5 272 604          |                 |
| Jawa Barat                      | 397 181   | 2 275 737  | 6 604 285   | 3 581 528                           | 2 775 203                     | 1 695 543         | 595 334  | 969 024                   | 18 893 835         |                 |
| Jawa Tengah                     | 837 514   | 2 911 592  | 5 722 889   | 3 250 505                           | 1 774 484                     | 1 286 998         | 421 439  | 650 909                   | 16 856 330         |                 |
| D.I. Yogyakarta                 | 105 456   | 261 133  | 352 625   | 364 612                             | 279 444                       | 290 644           | 77 298   | 151 084                   | 1 882 296          |                 |
| Jawa Timur                      | 1 427 684   | 3 403 403  | 5 867 997   | 3 600 251                           | 2 439 968                     | 1 553 886         | 316 744  | 917 118                   | 19 527 051         |                 |
| Banten                          | 140 685   | 700 769  | 1 302 818   | 995 014                             | 965 780                       | 663 869           | 199 389  | 341 138                   | 5 309 462          |                 |
| Bali                            | 170 300   | 295 934  | 518 985   | 372 184                             | 419 757                       | 237 887           | 98 640   | 132 462                   | 2 246 149          |                 |
| Nusa Tenggara Barat             | 311 824   | 477 674  | 521 178   | 364 684                             | 350 229                       | 81 397            | 48 174   | 96 916                    | 2 252 076          |                 |
| Nusa Tenggara Timur             | 143 101   | 533 470  | 743 422   | 274 609                             | 206 239                       | 109 276           | 54 055   | 68 209                    | 2 132 381          |                 |
| Kalimantan Barat                | 148 996   | 561 370  | 602 523   | 392 310                             | 283 985                       | 104 188           | 48 638   | 55 315                    | 2 197 325          |                 |
| Kalimantan Tengah               | 16 885  | 179 081  | 359 225   | 232 207                             | 153 696                       | 47 860            | 30 601   | 47 178                    | 1 066 733          |                 |
| Kalimantan Selatan              | 45 868  | 401 964  | 526 800   | 367 348                             | 271 729                       | 100 152           | 47 414   | 79 021                    | 1 840 296          |                 |
| Kalimantan Timur                | 38 554  | 220 104  | 328 703   | 304 678                             | 371 615                       | 203 412           | 75 202   | 106 187                   | 1 648 455          |                 |
| Sulawesi Utara                  | 4 201   | 156 156  | 200 404   | 226 354                             | 244 470                       | 104 356           | 27 347   | 73 286                    | 1 036 574          |                 |
| Sulawesi Tengah                 | 22 486  | 210 965  | 414 817   | 224 138                             | 185 514                       | 67 171            | 38 462   | 56 901                    | 1 220 454          |                 |
| Sulawesi Selatan                | 260 177   | 680 786  | 846 662   | 597 575                             | 606 095                       | 209 525           | 101 857  | 268 640                   | 3 571 317          |                 |
| Sulawesi Tenggara               | 45 712  | 177 406  | 252 781   | 196 970                             | 212 358                       | 56 579            | 42 228   | 61 865                    | 1 045 899          |                 |
| Gorontalo                       | 3 790   | 156 609  | 122 778   | 62 588                              | 56 267                        | 24 392            | 11 038   | 19 037                    | 456 499            |                 |
| Sulawesi Barat                  | 36 281  | 130 146  | 157 647   | 82 429                              | 65 340                        | 26 969            | 13 491   | 19 868                    | 532 171            |                 |
| Maluku                          | 15 683  | 91 465   | 160 404   | 120 345                             | 150 208                       | 43 225            | 33 326   | 36 683                    | 651 339            |                 |
| Maluku Utara                    | 11 505  | 85 576   | 102 375   | 84 564                              | 91 076                        | 20 313            | 17 747   | 24 602                    | 437 758            |                 |
| Papua Barat                     | 34 475  | 52 863   | 72 710  | 60 943                              | 57 077                        | 28 463            | 12 801   | 23 556                    | 342 888            |                 |
| Papua                           | 590 600   | 170 176  | 298 035   | 163 311                             | 157 389                       | 61 156            | 26 584   | 42 925                    | 1 510 176          |                 |
| <b>Jumlah/Total</b>             | <b>5 343 785</b>                                    | <b>18 608 087</b>  | <b>32 721 662</b>   | <b>22 296 040</b>                   | <b>18 063 408</b>             | <b>10 071 305</b> | <b>3 466 949</b>   | <b>5 956 310</b>          | <b>116 527 546</b> |                 |

Tabel 06.2 Penduduk Berumur 15 Tahun ke Atas yang Termasuk Angkatan Kerja Menurut Provinsi dan Pendidikan Tertinggi yang Ditamatkan  
 Table Population 15 Years of Age and Over Who are in Labor Force by Province and Educational Attainment (Agustus/August 2010)

| Perkotaan/Urban      |   | Laki-laki+Perempuan/Male+Female  |   |                                     |                               |                  |  |                  |                           |                 |
|----------------------|---|--|---|-------------------------------------|-------------------------------|------------------|--|------------------|---------------------------|-----------------|
| Provinsi<br>Province | Tidak/Belum<br>Pernah<br>Sekolah<br>No<br>Schooling | Tidak/Belum<br>Tamat SD<br>Did Not<br>Complete/<br>Not Yet<br>Completed<br>Primary<br>School | Pendidikan Tertinggi yang Ditamatkan/Educational Attainment |                                     |                               |                  |  |                  | Universitas<br>University | Jumlah<br>Total |
|                      |   |  | Sekolah<br>Dasar<br>Primary<br>School                       | S L T P<br>Junior<br>High<br>School | S M T A<br>Senior High School |                  | Diploma<br>I/II/III<br>Akademi<br>Diploma<br>I/II/III<br>Academy |                  |                           |                 |
| (1)                  | (2)   | (3)  | (4)   | (5)                                 | (6)                           | (7)              | (8)  | (9)              | (10)                      |                 |
| Aceh                 | 6 955   | 41 301   | 67 031  | 113 920                             | 198 857                       | 42 304           | 45 232   | 76 745           | 592 345                   |                 |
| Sumatra Utara        | 6 889   | 198 374  | 387 924   | 611 437                             | 793 286                       | 380 398          | 97 887   | 215 466          | 2 691 661                 |                 |
| Sumatra Barat        | 1 079   | 55 717   | 78 942  | 123 230                             | 156 971                       | 101 167          | 48 553   | 76 501           | 642 160                   |                 |
| Riau                 | 4 707   | 47 638   | 102 845   | 151 974                             | 237 504                       | 118 989          | 49 827   | 84 197           | 797 681                   |                 |
| Jambi                | 5 402   | 42 694   | 58 339  | 69 819                              | 108 474                       | 57 122           | 21 944   | 43 941           | 407 735                   |                 |
| Sumatra Selatan      | 9 295   | 115 801  | 191 499   | 202 095                             | 330 531                       | 138 434          | 66 522   | 106 146          | 1 160 323                 |                 |
| Bengkulu             | 1 588   | 18 106   | 25 533  | 41 286                              | 63 813                        | 28 071           | 14 449   | 32 096           | 224 942                   |                 |
| Lampung              | 12 801  | 82 126   | 143 484   | 152 550                             | 191 768                       | 98 156           | 44 193   | 70 731           | 795 809                   |                 |
| Bangka Belitung      | 2 939   | 33 110   | 45 540  | 45 456                              | 56 540                        | 39 410           | 12 322   | 15 564           | 250 881                   |                 |
| Kepulauan Riau       | 6 945   | 37 662   | 67 187  | 104 838                             | 236 939                       | 161 274          | 38 115   | 44 696           | 697 656                   |                 |
| DKI Jakarta          | 21 669  | 342 033  | 682 378   | 1 111 401                           | 1 234 428                     | 1 020 897        | 303 974  | 555 824          | 5 272 604                 |                 |
| Jawa Barat           | 101 371   | 814 636  | 2 358 863   | 1 993 369                           | 2 076 655                     | 1 361 630        | 469 005  | 770 193          | 9 945 722                 |                 |
| Jawa Tengah          | 191 404   | 813 684  | 1 675 043   | 1 355 216                           | 1 098 400                     | 803 899          | 259 617  | 455 003          | 6 652 266                 |                 |
| D.I. Yogyakarta      | 34 651  | 129 959  | 151 310   | 193 873                             | 199 444                       | 184 424          | 57 499   | 118 794          | 1 069 954                 |                 |
| Jawa Timur           | 195 146   | 926 305  | 1 611 074   | 1 568 537                           | 1 505 780                     | 1 016 265        | 206 730  | 655 098          | 7 684 935                 |                 |
| Banten               | 44 705  | 265 357  | 510 968   | 659 689                             | 777 558                       | 583 102          | 166 945  | 294 137          | 3 302 461                 |                 |
| Bali                 | 40 936  | 105 254  | 191 342   | 193 034                             | 283 291                       | 161 216          | 72 957   | 104 069          | 1 152 099                 |                 |
| Nusa Tenggara Barat  | 79 105  | 131 021  | 161 792   | 132 484                             | 160 365                       | 51 578           | 22 356   | 60 407           | 799 108                   |                 |
| Nusa Tenggara Timur  | 2 790   | 34 459   | 49 369  | 47 942                              | 75 169                        | 41 465           | 16 227   | 39 949           | 307 370                   |                 |
| Kalimantan Barat     | 20 850  | 90 152   | 100 278   | 100 556                             | 123 388                       | 62 166           | 25 514   | 37 367           | 560 271                   |                 |
| Kalimantan Tengah    | 3 309   | 35 933   | 44 502  | 58 554                              | 71 469                        | 29 773           | 15 511   | 34 802           | 293 853                   |                 |
| Kalimantan Selatan   | 6 719   | 77 632   | 120 878   | 125 995                             | 160 492                       | 67 834           | 29 276   | 56 214           | 645 040                   |                 |
| Kalimantan Timur     | 6 596   | 79 335   | 111 148   | 153 964                             | 231 751                       | 160 230          | 52 874   | 81 269           | 877 167                   |                 |
| Sulawesi Utara       | 1 583   | 34 558   | 47 334  | 75 113                              | 121 830                       | 50 441           | 9 867  | 45 677           | 386 403                   |                 |
| Sulawesi Tengah      | 700   | 19 521   | 34 126  | 45 094                              | 61 596                        | 27 115           | 14 859   | 35 524           | 238 535                   |                 |
| Sulawesi Selatan     | 21 630  | 125 939  | 156 682   | 185 405                             | 312 238                       | 119 713          | 55 799   | 176 329          | 1 153 735                 |                 |
| Sulawesi Tenggara    | 3 631   | 18 750   | 27 336  | 35 639                              | 76 889                        | 24 051           | 14 723   | 34 292           | 235 311                   |                 |
| Gorontalo            | 241   | 22 183   | 20 377  | 19 969                              | 25 837                        | 13 219           | 4 943  | 10 045           | 116 814                   |                 |
| Sulawesi Barat       | 3 085   | 16 072   | 17 587  | 13 725                              | 19 208                        | 6 981            | 4 486  | 8 631            | 89 775                    |                 |
| Maluku               | 845   | 11 813   | 17 973  | 34 770                              | 69 044                        | 24 124           | 16 120   | 25 899           | 200 588                   |                 |
| Maluku Utara         | 674   | 7 467  | 12 990  | 20 846                              | 40 391                        | 12 342           | 7 918  | 16 471           | 119 099                   |                 |
| Papua Barat          | 1 721   | 7 712  | 8 475   | 18 459                              | 28 459                        | 16 514           | 6 989  | 13 575           | 101 904                   |                 |
| Papua                | 3 437   | 15 750   | 21 841  | 36 541                              | 70 742                        | 33 252           | 15 003   | 26 968           | 223 534                   |                 |
| <b>Jumlah/Total</b>  | <b>845 398</b>                                      | <b>4 798 054</b>   | <b>9 301 990</b>  | <b>9 796 780</b>                    | <b>11 199 107</b>             | <b>7 037 556</b> | <b>2 288 236</b>   | <b>4 422 620</b> | <b>49 689 741</b>         |                 |



Tabel 06.3 Penduduk Berumur 15 Tahun ke Atas yang Termasuk Angkatan Kerja Menurut Provinsi dan Pendidikan Tertinggi yang Ditamatkan  
 Table 06.3 Population 15 Years of Age and Over Who are in Labor Force by Province and Educational Attainment  
 (Agustus/August 2010)

| Perdesaan/Rural      |   | Laki-laki+Perempuan/Male+Female  |   |                                     |                               |           |  |           |                           |                 |
|----------------------|---|--|---|-------------------------------------|-------------------------------|-----------|--|-----------|---------------------------|-----------------|
| Provinsi<br>Province | Tidak/Belum<br>Pernah<br>Sekolah<br>No<br>Schooling | Tidak/Belum<br>Tamat SD<br>Did Not<br>Complete/<br>Not Yet<br>Completed<br>Primary<br>School | Pendidikan Tertinggi yang Ditamatkan/Educational Attainment |                                     |                               |           |  |           | Universitas<br>University | Jumlah<br>Total |
|                      |   |  | Sekolah<br>Dasar<br>Primary<br>School                       | S L T P<br>Junior<br>High<br>School | S M T A<br>Senior High School |           | Diploma<br>I/II/III<br>Akademi<br>Diploma<br>I/II/III<br>Academy |           |                           |                 |
| (1)                  | (2)   | (3)  | (4)   | (5)                                 | (6)                           | (7)       | (8)  | (9)       | (10)                      |                 |
| Aceh                 | 46 743  | 185 326  | 373 455   | 309 401                             | 284 754                       | 39 863    | 57 388   | 49 244    | 1 346 174                 |                 |
| Sumatra Utara        | 100 138   | 694 767  | 1 013 999   | 985 112                             | 664 417                       | 296 447   | 76 339   | 94 497    | 3 925 716                 |                 |
| Sumatra Barat        | 25 280  | 416 717  | 361 106   | 333 952                             | 215 436                       | 103 704   | 46 481   | 49 204    | 1 551 880                 |                 |
| Riau                 | 36 101  | 295 998  | 469 183   | 354 821                             | 248 290                       | 79 039    | 50 705   | 45 676    | 1 579 813                 |                 |
| Jambi                | 49 553  | 240 350  | 350 728   | 239 557                             | 157 165                       | 47 934    | 24 731   | 27 930    | 1 137 948                 |                 |
| Sumatra Selatan      | 48 096  | 600 771  | 887 603   | 496 207                             | 307 816                       | 77 504    | 45 052   | 41 672    | 2 504 721                 |                 |
| Bengkulu             | 18 270  | 157 191  | 175 300   | 133 302                             | 84 853                        | 33 731    | 11 884   | 15 553    | 630 084                   |                 |
| Lampung              | 106 932   | 718 037  | 990 964   | 725 809                             | 327 447                       | 168 585   | 63 175   | 60 939    | 3 161 888                 |                 |
| Bangka Belitung      | 17 000  | 105 958  | 129 353   | 57 707                              | 29 000                        | 17 626    | 7 147  | 5 391     | 369 182                   |                 |
| Kepulauan Riau       | 6 445   | 44 031   | 39 206  | 13 019                              | 17 196                        | 3 389     | 3 220  | 2 373     | 128 879                   |                 |
| DKI Jakarta          | -   | -  | -   | -                                   | -                             | -         | -  | -         | -                         |                 |
| Jawa Barat           | 295 810   | 1 461 101  | 4 245 422   | 1 588 159                           | 698 548                       | 333 913   | 126 329  | 198 831   | 8 948 113                 |                 |
| Jawa Tengah          | 646 110   | 2 097 908  | 4 047 846   | 1 895 289                           | 676 084                       | 483 099   | 161 822  | 195 906   | 10 204 064                |                 |
| D.I. Yogyakarta      | 70 805  | 131 174  | 201 315   | 170 739                             | 80 000                        | 106 220   | 19 799   | 32 290    | 812 342                   |                 |
| Jawa Timur           | 1 232 538   | 2 477 098  | 4 256 923   | 2 031 714                           | 934 188                       | 537 621   | 110 014  | 262 020   | 11 842 116                |                 |
| Banten               | 95 980  | 435 412  | 791 850   | 335 325                             | 188 222                       | 80 767    | 32 444   | 47 001    | 2 007 001                 |                 |
| Bali                 | 129 364   | 190 680  | 327 643   | 179 150                             | 136 466                       | 76 671    | 25 683   | 28 393    | 1 094 050                 |                 |
| Nusa Tenggara Barat  | 232 719   | 346 653  | 359 386   | 232 200                             | 189 864                       | 29 819    | 25 818   | 36 509    | 1 452 968                 |                 |
| Nusa Tenggara Timur  | 140 311   | 499 011  | 694 053   | 226 667                             | 131 070                       | 67 811    | 37 828   | 28 260    | 1 825 011                 |                 |
| Kalimantan Barat     | 128 146   | 471 218  | 502 245   | 291 754                             | 160 597                       | 42 022    | 23 124   | 17 948    | 1 637 054                 |                 |
| Kalimantan Tengah    | 13 576  | 143 148  | 314 723   | 173 653                             | 82 227                        | 18 087    | 15 090   | 12 376    | 772 880                   |                 |
| Kalimantan Selatan   | 39 149  | 324 332  | 405 922   | 241 353                             | 111 237                       | 32 318    | 18 138   | 22 807    | 1 195 256                 |                 |
| Kalimantan Timur     | 31 958  | 140 769  | 217 555   | 150 714                             | 139 864                       | 43 182    | 22 328   | 24 918    | 771 288                   |                 |
| Sulawesi Utara       | 2 618   | 121 598  | 153 070   | 151 241                             | 122 640                       | 53 915    | 17 480   | 27 609    | 650 171                   |                 |
| Sulawesi Tengah      | 21 786  | 191 444  | 380 691   | 179 044                             | 123 918                       | 40 056    | 23 603   | 21 377    | 981 919                   |                 |
| Sulawesi Selatan     | 238 547   | 554 847  | 689 980   | 412 170                             | 293 857                       | 89 812    | 46 058   | 92 311    | 2 417 582                 |                 |
| Sulawesi Tenggara    | 42 081  | 158 656  | 225 445   | 161 331                             | 135 469                       | 32 528    | 27 505   | 27 573    | 810 588                   |                 |
| Gorontalo            | 3 549   | 134 426  | 102 401   | 42 619                              | 30 430                        | 11 173    | 6 095  | 8 992     | 339 685                   |                 |
| Sulawesi Barat       | 33 196  | 114 074  | 140 060   | 68 704                              | 46 132                        | 19 988    | 9 005  | 11 237    | 442 396                   |                 |
| Maluku               | 14 838  | 79 652   | 142 431   | 85 575                              | 81 164                        | 19 101    | 17 206   | 10 784    | 450 751                   |                 |
| Maluku Utara         | 10 831  | 78 109   | 89 385  | 63 718                              | 50 685                        | 7 971     | 9 829  | 8 131     | 318 659                   |                 |
| Papua Barat          | 32 754  | 45 151   | 64 235  | 42 484                              | 28 618                        | 11 949    | 5 812  | 9 981     | 240 984                   |                 |
| Papua                | 587 163   | 154 426  | 276 194   | 126 770                             | 86 647                        | 27 904    | 11 581   | 15 957    | 1 286 642                 |                 |
| Jumlah/Total         | 4 498 387   | 13 810 033   | 23 419 672  | 12 499 260                          | 6 864 301                     | 3 033 749 | 1 178 713  | 1 533 690 | 66 837 805                |                 |

Tabel 06.4 Penduduk Berumur 15 Tahun ke Atas yang Termasuk Angkatan Kerja Menurut Provinsi dan Pendidikan Tertinggi yang Ditamatkan  
 Table 06.4 Population 15 Years of Age and Over Who are in Labor Force by Province and Educational Attainment (Agustus/August 2010)

| Perkotaan+Perdesaan/Urban+Rural |   |  |   |                                     |                               |                  |  |                           |                   | Laki-laki/Male  |
|---------------------------------|---|--|---|-------------------------------------|-------------------------------|------------------|--|---------------------------|-------------------|-----------------|
| Provinsi<br>Province            | Tidak/Belum<br>Pernah<br>Sekolah<br>No<br>Schooling | Tidak/Belum<br>Tamat SD<br>Did Not<br>Complete/<br>Not Yet<br>Completed<br>Primary<br>School | Pendidikan Tertinggi yang Ditamatkan/Educational Attainment |                                     |                               |                  |  |                           |                   | Jumlah<br>Total |
|                                 |   |  | Sekolah<br>Dasar<br>Primary<br>School                       | S L T P<br>Junior<br>High<br>School | S M T A<br>Senior High School |                  | Diploma<br>I/II/III<br>Akademi<br>Diploma<br>I/II/III<br>Academy | Universitas<br>University |                   |                 |
| (1)                             | (2)   | (3)  | (4)   | (5)                                 | (6)                           | (7)              | (8)  | (9)                       | (10)              |                 |
| Aceh                            | 24 704  | 129 834  | 279 265   | 278 721                             | 335 007                       | 58 129           | 35 206   | 66 406                    | 1 207 272         |                 |
| Sumatra Utara                   | 43 921  | 483 565  | 830 972   | 992 922                             | 923 750                       | 439 271          | 61 819   | 166 730                   | 3 942 950         |                 |
| Sumatra Barat                   | 11 068  | 285 846  | 286 995   | 284 328                             | 232 305                       | 136 020          | 25 764   | 58 952                    | 1 321 278         |                 |
| Riau                            | 22 885  | 235 980  | 417 368   | 356 605                             | 320 965                       | 145 718          | 39 352   | 72 105                    | 1 610 978         |                 |
| Jambi                           | 24 926  | 174 162  | 274 625   | 209 240                             | 193 585                       | 74 126           | 18 270   | 42 131                    | 1 011 065         |                 |
| Sumatra Selatan                 | 26 921  | 420 150  | 646 196   | 442 749                             | 429 052                       | 154 977          | 43 072   | 75 521                    | 2 238 638         |                 |
| Bengkulu                        | 8 823   | 99 124   | 122 355   | 109 377                             | 92 064                        | 44 753           | 12 118   | 25 380                    | 513 994           |                 |
| Lampung                         | 59 159  | 509 832  | 759 920   | 580 460                             | 358 102                       | 195 186          | 48 293   | 74 794                    | 2 585 746         |                 |
| Bangka Belitung                 | 10 111  | 91 568   | 122 732   | 70 323                              | 59 560                        | 38 921           | 9 282  | 11 769                    | 414 266           |                 |
| Kepulauan Riau                  | 8 588   | 60 697   | 79 385  | 84 773                              | 141 730                       | 98 919           | 23 460   | 30 720                    | 528 272           |                 |
| DKI Jakarta                     | 10 679  | 179 423  | 379 653   | 685 481                             | 830 114                       | 653 831          | 155 084  | 335 936                   | 3 230 201         |                 |
| Jawa Barat                      | 196 424   | 1 503 941  | 4 548 397   | 2 382 780                           | 1 909 749                     | 1 248 905        | 320 725  | 601 130                   | 12 712 051        |                 |
| Jawa Tengah                     | 329 463   | 1 620 627  | 3 395 538   | 1 931 526                           | 1 117 339                     | 863 935          | 193 044  | 343 268                   | 9 794 740         |                 |
| D.I. Yogyakarta                 | 30 462  | 127 792  | 196 617   | 208 515                             | 164 560                       | 182 896          | 40 684   | 82 025                    | 1 033 551         |                 |
| Jawa Timur                      | 564 476   | 1 938 926  | 3 522 739   | 2 259 187                           | 1 617 261                     | 1 100 113        | 145 131  | 505 505                   | 11 653 338        |                 |
| Banten                          | 70 289  | 452 931  | 856 881   | 640 551                             | 663 343                       | 457 030          | 94 585   | 207 551                   | 3 443 161         |                 |
| Bali                            | 59 958  | 152 943  | 257 535   | 200 368                             | 276 657                       | 142 446          | 58 322   | 76 977                    | 1 225 206         |                 |
| Nusa Tenggara Barat             | 138 674   | 292 038  | 287 176   | 213 212                             | 230 257                       | 58 698           | 24 913   | 58 868                    | 1 303 836         |                 |
| Nusa Tenggara Timur             | 69 200  | 309 705  | 392 560   | 148 190                             | 130 461                       | 70 370           | 25 930   | 40 728                    | 1 187 144         |                 |
| Kalimantan Barat                | 59 483  | 343 532  | 375 952   | 235 699                             | 195 769                       | 70 764           | 24 208   | 33 105                    | 1 338 512         |                 |
| Kalimantan Tengah               | 8 682   | 108 505  | 232 883   | 155 967                             | 108 487                       | 34 660           | 14 713   | 25 316                    | 689 213           |                 |
| Kalimantan Selatan              | 20 087  | 228 679  | 329 874   | 224 616                             | 181 644                       | 67 638           | 23 385   | 44 858                    | 1 120 781         |                 |
| Kalimantan Timur                | 20 370  | 142 710  | 227 620   | 212 364                             | 270 788                       | 149 773          | 36 870   | 67 529                    | 1 128 024         |                 |
| Sulawesi Utara                  | 2 240   | 112 716  | 146 412   | 160 695                             | 164 078                       | 58 784           | 10 064   | 34 884                    | 689 873           |                 |
| Sulawesi Tengah                 | 11 535  | 138 916  | 272 771   | 150 673                             | 121 515                       | 47 294           | 15 677   | 32 005                    | 790 386           |                 |
| Sulawesi Selatan                | 140 155   | 439 068  | 538 325   | 365 106                             | 392 342                       | 135 388          | 37 028   | 136 739                   | 2 184 151         |                 |
| Sulawesi Tenggara               | 19 169  | 107 170  | 148 273   | 118 054                             | 138 165                       | 39 790           | 17 597   | 34 718                    | 622 936           |                 |
| Gorontalo                       | 2 189   | 115 318  | 81 644  | 37 382                              | 32 564                        | 15 438           | 3 739  | 8 451                     | 296 725           |                 |
| Sulawesi Barat                  | 18 071  | 79 937   | 93 316  | 47 424                              | 43 424                        | 17 384           | 5 910  | 10 946                    | 316 412           |                 |
| Maluku                          | 7 690   | 51 435   | 96 088  | 76 245                              | 95 812                        | 27 355           | 13 262   | 19 107                    | 386 994           |                 |
| Maluku Utara                    | 6 594   | 52 798   | 68 207  | 57 065                              | 62 090                        | 14 638           | 6 846  | 14 349                    | 282 587           |                 |
| Papua Barat                     | 14 729  | 29 436   | 46 110  | 41 532                              | 42 294                        | 20 343           | 7 015  | 13 637                    | 215 096           |                 |
| Papua                           | 280 673   | 94 308   | 172 249   | 110 275                             | 117 055                       | 47 036           | 15 400   | 25 390                    | 862 386           |                 |
| <b>Jumlah/Total</b>             | <b>2 322 398</b>                                    | <b>11 113 612</b>  | <b>20 486 633</b>   | <b>14 072 405</b>                   | <b>11 991 888</b>             | <b>6 910 529</b> | <b>1 606 768</b>   | <b>3 377 530</b>          | <b>71 881 763</b> |                 |

Tabel 06.5 Penduduk Berumur 15 Tahun ke Atas yang Termasuk Angkatan Kerja Menurut Provinsi dan Pendidikan Tertinggi yang Ditamatkan  
 Table 06.5 Population 15 Years of Age and Over Who are in Labor Force by Province and Educational Attainment (Agustus/August 2010)

| Perkotaan+Perdesaan/Urban+Rural |   |  |   |                                     |                               |                        |  |                           |            | Perempuan/Female |
|---------------------------------|---|--|---|-------------------------------------|-------------------------------|------------------------|--|---------------------------|------------|------------------|
| Provinsi<br>Province            | Tidak/Belum<br>Pernah<br>Sekolah<br>No<br>Schooling | Tidak/Belum<br>Tamat SD<br>Did Not<br>Complete/<br>Not Yet<br>Completed<br>Primary<br>School | Pendidikan Tertinggi yang Ditamatkan/Educational Attainment |                                     |                               |                        |  |                           |            | Jumlah<br>Total  |
|                                 |   |  | Sekolah<br>Dasar<br>Primary<br>School                       | S L T P<br>Junior<br>High<br>School | S M T A<br>Senior High School |                        | Diploma<br>I/II/III<br>Akademi<br>Diploma<br>I/II/III<br>Academy | Universitas<br>University |            |                  |
|                                 |   |  |   |                                     | Umum<br>General               | Kejuruan<br>Vocational |  |                           |            |                  |
| (1)                             | (2)   | (3)  | (4)   | (5)                                 | (6)                           | (7)                    | (8)  | (9)                       | (10)       |                  |
| Aceh                            | 28 994  | 96 793   | 161 221   | 144 600                             | 148 604                       | 24 038                 | 67 414   | 59 583                    | 731 247    |                  |
| Sumatra Utara                   | 63 106  | 409 576  | 570 951   | 603 627                             | 533 953                       | 237 574                | 112 407  | 143 233                   | 2 674 427  |                  |
| Sumatra Barat                   | 15 291  | 186 588  | 153 053   | 172 854                             | 140 102                       | 68 851                 | 69 270   | 66 753                    | 872 762    |                  |
| Riau                            | 17 923  | 107 656  | 154 660   | 150 190                             | 164 829                       | 52 310                 | 61 180   | 57 768                    | 766 516    |                  |
| Jambi                           | 30 029  | 108 882  | 134 442   | 100 136                             | 72 054                        | 30 930                 | 28 405   | 29 740                    | 534 618    |                  |
| Sumatra Selatan                 | 30 470  | 296 422  | 432 906   | 255 553                             | 209 295                       | 60 961                 | 68 502   | 72 297                    | 1 426 406  |                  |
| Bengkulu                        | 11 035  | 76 173   | 78 478  | 65 211                              | 56 602                        | 17 049                 | 14 215   | 22 269                    | 341 032    |                  |
| Lampung                         | 60 574  | 290 331  | 374 528   | 297 899                             | 161 113                       | 71 555                 | 59 075   | 56 876                    | 1 371 951  |                  |
| Bangka Belitung                 | 9 828   | 47 500   | 52 161  | 32 840                              | 25 980                        | 18 115                 | 10 187   | 9 186                     | 205 797    |                  |
| Kepulauan Riau                  | 4 802   | 20 996   | 27 008  | 33 084                              | 112 405                       | 65 744                 | 17 875   | 16 349                    | 298 263    |                  |
| DKI Jakarta                     | 10 990  | 162 610  | 302 725   | 425 920                             | 404 314                       | 367 066                | 148 890  | 219 888                   | 2 042 403  |                  |
| Jawa Barat                      | 200 757   | 771 796  | 2 055 888   | 1 198 748                           | 865 454                       | 446 638                | 274 609  | 367 894                   | 6 181 784  |                  |
| Jawa Tengah                     | 508 051   | 1 290 965  | 2 327 351   | 1 318 979                           | 657 145                       | 423 063                | 228 395  | 307 641                   | 7 061 590  |                  |
| D.I. Yogyakarta                 | 74 994  | 133 341  | 156 008   | 156 097                             | 114 884                       | 107 748                | 36 614   | 69 059                    | 848 745    |                  |
| Jawa Timur                      | 863 208   | 1 464 477  | 2 345 258   | 1 341 064                           | 822 707                       | 453 773                | 171 613  | 411 613                   | 7 873 713  |                  |
| Banten                          | 70 396  | 247 838  | 445 937   | 354 463                             | 302 437                       | 206 839                | 104 804  | 133 587                   | 1 866 301  |                  |
| Bali                            | 110 342   | 142 991  | 261 450   | 171 816                             | 143 100                       | 95 441                 | 40 318   | 55 485                    | 1 020 943  |                  |
| Nusa Tenggara Barat             | 173 150   | 185 636  | 234 002   | 151 472                             | 119 972                       | 22 699                 | 23 261   | 38 048                    | 948 240    |                  |
| Nusa Tenggara Timur             | 73 901  | 223 765  | 350 862   | 126 419                             | 75 778                        | 38 906                 | 28 125   | 27 481                    | 945 237    |                  |
| Kalimantan Barat                | 89 513  | 217 838  | 226 571   | 156 611                             | 88 216                        | 33 424                 | 24 430   | 22 210                    | 858 813    |                  |
| Kalimantan Tengah               | 8 203   | 70 576   | 126 342   | 76 240                              | 45 209                        | 13 200                 | 15 888   | 21 862                    | 377 520    |                  |
| Kalimantan Selatan              | 25 781  | 173 285  | 196 926   | 142 732                             | 90 085                        | 32 514                 | 24 029   | 34 163                    | 719 515    |                  |
| Kalimantan Timur                | 18 184  | 77 394   | 101 083   | 92 314                              | 100 827                       | 53 639                 | 38 332   | 38 658                    | 520 431    |                  |
| Sulawesi Utara                  | 1 961   | 43 440   | 53 992  | 65 659                              | 80 392                        | 45 572                 | 17 283   | 38 402                    | 346 701    |                  |
| Sulawesi Tengah                 | 10 951  | 72 049   | 142 046   | 73 465                              | 63 999                        | 19 877                 | 22 785   | 24 896                    | 430 068    |                  |
| Sulawesi Selatan                | 120 022   | 241 718  | 308 337   | 232 469                             | 213 753                       | 74 137                 | 64 829   | 131 901                   | 1 387 166  |                  |
| Sulawesi Tenggara               | 26 543  | 70 236   | 104 508   | 78 916                              | 74 193                        | 16 789                 | 24 631   | 27 147                    | 422 963    |                  |
| Gorontalo                       | 1 601   | 41 291   | 41 134  | 25 206                              | 23 703                        | 8 954                  | 7 299  | 10 586                    | 159 774    |                  |
| Sulawesi Barat                  | 18 210  | 50 209   | 64 331  | 35 005                              | 21 916                        | 9 585                  | 7 581  | 8 922                     | 215 759    |                  |
| Maluku                          | 7 993   | 40 030   | 64 316  | 44 100                              | 54 396                        | 15 870                 | 20 064   | 17 576                    | 264 345    |                  |
| Maluku Utara                    | 4 911   | 32 778   | 34 168  | 27 499                              | 28 986                        | 5 675                  | 10 901   | 10 253                    | 155 171    |                  |
| Papua Barat                     | 19 746  | 23 427   | 26 600  | 19 411                              | 14 783                        | 8 120                  | 5 786  | 9 919                     | 127 792    |                  |
| Papua                           | 309 927   | 75 868   | 125 786   | 53 036                              | 40 334                        | 14 120                 | 11 184   | 17 535                    | 647 790    |                  |
| Jumlah/Total                    | 3 021 387   | 7 494 475  | 12 235 029  | 8 223 635                           | 6 071 520                     | 3 160 776              | 1 860 181  | 2 578 780                 | 44 645 783 |                  |

Tabel 07.1 Penduduk Berumur 15 Tahun ke Atas yang Bekerja Selama Seminggu yang lalu Menurut Golongan Umur dan Pendidikan Tertinggi yang Ditamatkan  
 Table Population 15 Years of Age and Over Who Worked During the Previous Week by Age Group and Educational Attainment (Agustus/August 2010)

| Perkotaan+Perdesaan/Urban+Rural |   |  | Laki-laki+Perempuan/Male+Female                             |                                     |                               |           |  |                           |             |                 |
|---------------------------------|---|--|---|-------------------------------------|-------------------------------|-----------|--|---------------------------|-------------|-----------------|
| Golongan Umur<br>Age Group      | Tidak/Belum<br>Pernah<br>Sekolah<br>No<br>Schooling | Tidak/Belum<br>Tamat SD<br>Did Not<br>Complete/<br>Not Yet<br>Completed<br>Primary<br>School | Pendidikan Tertinggi yang Ditamatkan/Educational Attainment |                                     |                               |           |  |                           |             | Jumlah<br>Total |
|                                 |   |  | Sekolah<br>Dasar<br>Primary<br>School                       | S L T P<br>Junior<br>High<br>School | S M T A<br>Senior High School |           | Diploma<br>I/II/III<br>Akademi<br>Diploma<br>I/II/III<br>Academy | Universitas<br>University |             |                 |
| Umum<br>General                 | Kejuruan<br>Vocational                              | (6)  |   |                                     | (7)                           | (8)       |  |                           | (9)         | (10)            |
| (1)                             | (2)   | (3)  | (4)   | (5)                                 | (6)                           | (7)       | (8)  | (9)                       | (10)        |                 |
| 15 - 19                         | 86 709  | 506 562  | 1 660 428   | 2 042 015                           | 737 315                       | 488 745   | 4 265  | -                         | 5 526 039   |                 |
| 20 - 24                         | 114 100   | 676 954  | 2 141 342   | 2 528 568                           | 2 602 034                     | 1 580 614 | 365 728  | 298 006                   | 10 307 346  |                 |
| 25 - 29                         | 176 915   | 1 053 755  | 3 362 520   | 3 565 580                           | 2 808 478                     | 1 742 395 | 702 261  | 989 297                   | 14 401 201  |                 |
| 30 - 34                         | 245 202   | 1 402 352  | 4 450 501   | 3 369 549                           | 2 679 289                     | 1 563 198 | 533 639  | 878 837                   | 15 122 567  |                 |
| 35 - 39                         | 314 297   | 1 584 461  | 4 570 375   | 2 963 728                           | 2 394 760                     | 1 086 887 | 386 681  | 766 836                   | 14 068 025  |                 |
| 40 - 44                         | 499 512   | 2 082 967  | 4 101 940   | 2 270 906                           | 2 296 167                     | 989 881   | 334 356  | 857 505                   | 13 433 234  |                 |
| 45 - 49                         | 627 808   | 2 561 538  | 3 652 474   | 1 451 287                           | 1 242 593                     | 576 026   | 272 369  | 761 580                   | 11 145 675  |                 |
| 50 - 54                         | 740 239   | 2 681 335  | 3 051 248   | 1 113 606                           | 593 229                       | 427 481   | 209 407  | 445 191                   | 9 261 736   |                 |
| 55 - 59                         | 618 131   | 2 024 523  | 2 043 347   | 701 882                             | 314 498                       | 251 988   | 133 490  | 173 106                   | 6 260 965   |                 |
| 60 +                            | 1 763 286   | 3 433 419  | 2 284 629   | 627 470                             | 245 922                       | 168 898   | 81 531   | 75 824                    | 8 680 979   |                 |
| Jumlah/Total                    | 5 186 199   | 18 007 866   | 31 318 804  | 20 634 591                          | 15 914 285                    | 8 876 113 | 3 023 727  | 5 246 182                 | 108 207 767 |                 |

Tabel  
Table

07.2

Penduduk Berumur 15 Tahun ke Atas yang Bekerja Selama Seminggu yang lalu  
Menurut Golongan Umur dan Pendidikan Tertinggi yang Ditamatkan  
*Population 15 Years of Age and Over Who Worked During the Previous Week  
by Age Group and Educational Attainment*  
(Agustus/August 2010)

Perkotaan/Urban

Laki-laki+Perempuan/Male+Female

| Golongan Umur<br>Age Group | Tidak/Belum<br>Pernah<br>Sekolah<br>No<br>Schooling | Tidak/Belum<br>Tamat SD<br>Did Not<br>Complete/<br>Not Yet<br>Completed<br>Primary<br>School | Pendidikan Tertinggi yang Ditamatkan/Educational Attainment |                                     |                               |                        |  |                           | Jumlah<br>Total   |
|----------------------------|---|--|---|-------------------------------------|-------------------------------|------------------------|--|---------------------------|-------------------|
|                            |   |  | Sekolah<br>Dasar<br>Primary<br>School                       | S L T P<br>Junior<br>High<br>School | S M T A<br>Senior High School |                        | Diploma<br>I/II/III<br>Akademi<br>Diploma<br>I/II/III<br>Academy | Universitas<br>University |                   |
|                            |   |  |   |                                     | Umum<br>General               | Kejuruan<br>Vocational |  |                           |                   |
| (1)                        | (2)   | (3)  | (4)   | (5)                                 | (6)                           | (7)                    | (8)  | (9)                       | (10)              |
| 15 - 19                    | 2 639   | 125 578  | 467 598   | 768 959                             | 417 115                       | 350 377                | 3 483  | -                         | 2 135 749         |
| 20 - 24                    | 6 033   | 159 454  | 562 485   | 1 016 861                           | 1 524 170                     | 1 151 632              | 252 456  | 213 374                   | 4 886 465         |
| 25 - 29                    | 10 865  | 243 868  | 857 291   | 1 520 577                           | 1 692 505                     | 1 250 102              | 469 956  | 733 655                   | 6 778 819         |
| 30 - 34                    | 20 576  | 325 175  | 1 133 826   | 1 492 003                           | 1 636 451                     | 1 097 308              | 369 939  | 690 141                   | 6 765 419         |
| 35 - 39                    | 30 713  | 375 672  | 1 203 654   | 1 327 614                           | 1 490 768                     | 716 841                | 261 528  | 571 453                   | 5 978 243         |
| 40 - 44                    | 73 481  | 542 792  | 1 139 829   | 1 070 514                           | 1 451 373                     | 638 558                | 221 374  | 618 216                   | 5 756 137         |
| 45 - 49                    | 99 991  | 687 107  | 1 079 912   | 689 798                             | 833 818                       | 387 884                | 158 117  | 561 109                   | 4 497 736         |
| 50 - 54                    | 126 297   | 762 032  | 1 005 156   | 532 683                             | 428 959                       | 313 303                | 133 867  | 344 906                   | 3 647 203         |
| 55 - 59                    | 105 768   | 540 911  | 642 644   | 334 156                             | 216 484                       | 172 582                | 81 537   | 132 670                   | 2 226 752         |
| 60 +                       | 316 453   | 771 828  | 649 194   | 250 947                             | 168 103                       | 94 970                 | 47 167   | 61 611                    | 2 360 273         |
| <b>Jumlah/Total</b>        | <b>792 816</b>                                      | <b>4 534 417</b>   | <b>8 741 589</b>  | <b>9 004 112</b>                    | <b>9 859 746</b>              | <b>6 173 557</b>       | <b>1 999 424</b>   | <b>3 927 135</b>          | <b>45 032 796</b> |

Tabel  
Table

07.3

Penduduk Berumur 15 Tahun ke Atas yang Bekerja Selama Seminggu yang lalu  
Menurut Golongan Umur dan Pendidikan Tertinggi yang Ditamatkan  
*Population 15 Years of Age and Over Who Worked During the Previous Week  
by Age Group and Educational Attainment*  
(Agustus/August 2010)

Perdesaan/Rural

Laki-laki+Perempuan/Male+Female

| Golongan Umur<br>Age Group | Tidak/Belum<br>Pernah<br>Sekolah<br>No<br>Schooling | Tidak/Belum<br>Tamat SD<br>Did Not<br>Complete/<br>Not Yet<br>Completed<br>Primary<br>School | Pendidikan Tertinggi yang Ditamatkan/Educational Attainment |                                     |                               |                        |  |                           | Jumlah<br>Total   |
|----------------------------|---|--|---|-------------------------------------|-------------------------------|------------------------|--|---------------------------|-------------------|
|                            |   |  | Sekolah<br>Dasar<br>Primary<br>School                       | S L T P<br>Junior<br>High<br>School | S M T A<br>Senior High School |                        | Diploma<br>I/II/III<br>Akademi<br>Diploma<br>I/II/III<br>Academy | Universitas<br>University |                   |
|                            |   |  |   |                                     | Umum<br>General               | Kejuruan<br>Vocational |  |                           |                   |
| (1)                        | (2)   | (3)  | (4)   | (5)                                 | (6)                           | (7)                    | (8)  | (9)                       | (10)              |
| 15 - 19                    | 84 070  | 380 984  | 1 192 830   | 1 273 056                           | 320 200                       | 138 368                | 782  | -                         | 3 390 290         |
| 20 - 24                    | 108 067   | 517 500  | 1 578 857   | 1 511 707                           | 1 077 864                     | 428 982                | 113 272  | 84 632                    | 5 420 881         |
| 25 - 29                    | 166 050   | 809 887  | 2 505 229   | 2 045 003                           | 1 115 973                     | 492 293                | 232 305  | 255 642                   | 7 622 382         |
| 30 - 34                    | 224 626   | 1 077 177  | 3 316 675   | 1 877 546                           | 1 042 838                     | 465 890                | 163 700  | 188 696                   | 8 357 148         |
| 35 - 39                    | 283 584   | 1 208 789  | 3 366 721   | 1 636 114                           | 903 992                       | 370 046                | 125 153  | 195 383                   | 8 089 782         |
| 40 - 44                    | 426 031   | 1 540 175  | 2 962 111   | 1 200 392                           | 844 794                       | 351 323                | 112 982  | 239 289                   | 7 677 097         |
| 45 - 49                    | 527 817   | 1 874 431  | 2 572 562   | 761 489                             | 408 775                       | 188 142                | 114 252  | 200 471                   | 6 647 939         |
| 50 - 54                    | 613 942   | 1 919 303  | 2 046 092   | 580 923                             | 164 270                       | 114 178                | 75 540   | 100 285                   | 5 614 533         |
| 55 - 59                    | 512 363   | 1 483 612  | 1 400 703   | 367 726                             | 98 014                        | 79 406                 | 51 953   | 40 436                    | 4 034 213         |
| 60 +                       | 1 446 833   | 2 661 591  | 1 635 435   | 376 523                             | 77 819                        | 73 928                 | 34 364   | 14 213                    | 6 320 706         |
| <b>Jumlah/Total</b>        | <b>4 393 383</b>                                    | <b>13 473 449</b>  | <b>22 577 215</b>   | <b>11 630 479</b>                   | <b>6 054 539</b>              | <b>2 702 556</b>       | <b>1 024 303</b>   | <b>1 319 047</b>          | <b>63 174 971</b> |

Tabel 07.4  
Table

Penduduk Berumur 15 Tahun ke Atas yang Bekerja Selama Seminggu yang lalu  
Menurut Golongan Umur dan Pendidikan Tertinggi yang Ditamatkan  
*Population 15 Years of Age and Over Who Worked During the Previous Week  
by Age Group and Educational Attainment  
(Agustus/August 2010)*

Perkotaan+Perdesaan/Urban+Rural

Laki-laki/Male

| Golongan Umur<br>Age Group | Tidak/Belum<br>Pernah<br>Sekolah<br>No<br>Schooling | Tidak/Belum<br>Tamat SD<br>Did Not<br>Complete/<br>Not Yet<br>Completed<br>Primary<br>School | Pendidikan Tertinggi yang Ditamatkan/Educational Attainment |                                     |                               |                        |  |                           | Jumlah<br>Total   |
|----------------------------|---|--|---|-------------------------------------|-------------------------------|------------------------|--|---------------------------|-------------------|
|                            |   |  | Sekolah<br>Dasar<br>Primary<br>School                       | S L T P<br>Junior<br>High<br>School | S M T A<br>Senior High School |                        | Diploma<br>I/II/III<br>Akademi<br>Diploma<br>I/II/III<br>Academy | Universitas<br>University |                   |
|                            |   |  |   |                                     | Umum<br>General               | Kejuruan<br>Vocational |  |                           |                   |
| (1)                        | (2)   | (3)  | (4)   | (5)                                 | (6)                           | (7)                    | (8)  | (9)                       | (10)              |
| 15 - 19                    | 44 912  | 373 060  | 1 084 584   | 1 160 554                           | 353 289                       | 239 929                | 1 847  | -                         | 3 258 175         |
| 20 - 24                    | 52 370  | 489 155  | 1 407 687   | 1 590 012                           | 1 470 030                     | 995 719                | 113 943  | 112 909                   | 6 231 825         |
| 25 - 29                    | 85 809  | 715 047  | 2 211 397   | 2 352 971                           | 1 871 770                     | 1 256 027              | 278 636  | 486 591                   | 9 258 248         |
| 30 - 34                    | 107 347   | 887 080  | 2 742 959   | 2 187 824                           | 1 856 950                     | 1 125 777              | 244 154  | 477 771                   | 9 629 862         |
| 35 - 39                    | 128 938   | 905 037  | 2 734 568   | 1 898 278                           | 1 707 970                     | 765 488                | 201 232  | 447 247                   | 8 788 758         |
| 40 - 44                    | 210 025   | 1 142 044  | 2 481 752   | 1 529 625                           | 1 708 105                     | 707 951                | 172 273  | 519 493                   | 8 471 268         |
| 45 - 49                    | 266 926   | 1 366 565  | 2 206 899   | 922 889                             | 959 151                       | 421 992                | 150 785  | 480 360                   | 6 775 567         |
| 50 - 54                    | 327 817   | 1 535 153  | 1 956 614   | 703 364                             | 463 835                       | 336 204                | 111 706  | 310 902                   | 5 745 595         |
| 55 - 59                    | 273 652   | 1 193 352  | 1 328 413   | 443 563                             | 248 535                       | 187 898                | 77 531   | 118 551                   | 3 871 495         |
| 60 +                       | 779 788   | 2 229 601  | 1 567 177   | 387 285                             | 202 012                       | 139 383                | 67 721   | 58 463                    | 5 431 430         |
| <b>Jumlah/Total</b>        | <b>2 277 584</b>                                    | <b>10 836 094</b>  | <b>19 722 050</b>   | <b>13 176 365</b>                   | <b>10 841 647</b>             | <b>6 176 368</b>       | <b>1 419 828</b>   | <b>3 012 287</b>          | <b>67 462 223</b> |

Tabel  
07.5  
Table

Penduduk Berumur 15 Tahun ke Atas yang Bekerja Selama Seminggu yang lalu  
Menurut Golongan Umur dan Pendidikan Tertinggi yang Ditamatkan  
*Population 15 Years of Age and Over Who Worked During the Previous Week  
by Age Group and Educational Attainment*  
(Agustus/August 2010)

Perkotaan+Perdesaan/Urban+Rural

Perempuan/Female

| Golongan Umur<br>Age Group | Tidak/Belum<br>Pernah<br>Sekolah<br>No<br>Schooling | Tidak/Belum<br>Tamat SD<br>Did Not<br>Complete/<br>Not Yet<br>Completed<br>Primary<br>School | Pendidikan Tertinggi yang Ditamatkan/Educational Attainment |                                     |                               |                        |  |                           | Jumlah<br>Total   |
|----------------------------|---|--|---|-------------------------------------|-------------------------------|------------------------|--|---------------------------|-------------------|
|                            |   |  | Sekolah<br>Dasar<br>Primary<br>School                       | S L T P<br>Junior<br>High<br>School | S M T A<br>Senior High School |                        | Diploma<br>I/II/III<br>Akademi<br>Diploma<br>I/II/III<br>Academy | Universitas<br>University |                   |
|                            |   |  |   |                                     | Umum<br>General               | Kejuruan<br>Vocational |  |                           |                   |
| (1)                        | (2)   | (3)  | (4)   | (5)                                 | (6)                           | (7)                    | (8)  | (9)                       | (10)              |
| 15 - 19                    | 41 797  | 133 502  | 575 844   | 881 461                             | 384 026                       | 248 816                | 2 418  | -                         | 2 267 864         |
| 20 - 24                    | 61 730  | 187 799  | 733 655   | 938 556                             | 1 132 004                     | 584 895                | 251 785  | 185 097                   | 4 075 521         |
| 25 - 29                    | 91 106  | 338 708  | 1 151 123   | 1 212 609                           | 936 708                       | 486 368                | 423 625  | 502 706                   | 5 142 953         |
| 30 - 34                    | 137 855   | 515 272  | 1 707 542   | 1 181 725                           | 822 339                       | 437 421                | 289 485  | 401 066                   | 5 492 705         |
| 35 - 39                    | 185 359   | 679 424  | 1 835 807   | 1 065 450                           | 686 790                       | 321 399                | 185 449  | 319 589                   | 5 279 267         |
| 40 - 44                    | 289 487   | 940 923  | 1 620 188   | 741 281                             | 588 062                       | 281 930                | 162 083  | 338 012                   | 4 961 966         |
| 45 - 49                    | 360 882   | 1 194 973  | 1 445 575   | 528 398                             | 283 442                       | 154 034                | 121 584  | 281 220                   | 4 370 108         |
| 50 - 54                    | 412 422   | 1 146 182  | 1 094 634   | 410 242                             | 129 394                       | 91 277                 | 97 701   | 134 289                   | 3 516 141         |
| 55 - 59                    | 344 479   | 831 171  | 714 934   | 258 319                             | 65 963                        | 64 090                 | 55 959   | 54 555                    | 2 389 470         |
| 60 +                       | 983 498   | 1 203 818  | 717 452   | 240 185                             | 43 910                        | 29 515                 | 13 810   | 17 361                    | 3 249 549         |
| <b>Jumlah/Total</b>        | <b>2 908 615</b>                                    | <b>7 171 772</b>   | <b>11 596 754</b>   | <b>7 458 226</b>                    | <b>5 072 638</b>              | <b>2 699 745</b>       | <b>1 603 899</b>   | <b>2 233 895</b>          | <b>40 745 544</b> |



Tabel 08.1 Penduduk Berumur 15 Tahun ke Atas yang Bekerja Selama Seminggu yang lalu Menurut Golongan Umur dan Jumlah Jam Kerja Seluruhnya  
 Table Population 15 Years of Age and Over Who Worked During the Previous Week by Age Group and Total Working Hours (Agustus/August 2010)

| Perkotaan+Perdesaan/Urban+Rural |   |         |           |           |           |           |            |            |            |           |           | Laki-laki+Perempuan/Male+Female |                 |
|---------------------------------|---|---------|-----------|-----------|-----------|-----------|------------|------------|------------|-----------|-----------|---------------------------------|-----------------|
| Golongan Umur<br>Age Group      | Jumlah Jam Kerja Seluruhnya/Total Working Hours |         |           |           |           |           |            |            |            |           |           |                                 | Jumlah<br>Total |
|                                 | 0 *)  | 1 - 4   | 5 - 9     | 10 - 14   | 15 - 19   | 20 - 24   | 25 - 34    | 35 - 44    | 45 - 54    | 55 - 59   | 60 - 74   | 75+                             |                 |
| (1)                             | (2)   | (3)     | (4)       | (5)       | (6)       | (7)       | (8)        | (9)        | (10)       | (11)      | (12)      | (13)                            | (14)            |
| 15 - 19                         | 59 767  | 60 322  | 231 419   | 403 135   | 327 765   | 497 201   | 679 256    | 867 493    | 1 245 201  | 403 687   | 525 971   | 224 822                         | 5 526 039       |
| 20 - 24                         | 174 588   | 37 441  | 149 629   | 317 711   | 387 329   | 679 195   | 1 171 438  | 2 088 920  | 3 152 813  | 877 089   | 923 834   | 347 359                         | 10 307 346      |
| 25 - 29                         | 270 026   | 31 959  | 186 633   | 367 565   | 485 765   | 925 529   | 1 733 977  | 3 195 926  | 4 194 500  | 1 222 025 | 1 299 512 | 487 784                         | 14 401 201      |
| 30 - 34                         | 305 213   | 42 543  | 184 912   | 410 449   | 518 396   | 932 906   | 1 843 668  | 3 369 405  | 4 143 853  | 1 297 577 | 1 496 282 | 577 363                         | 15 122 567      |
| 35 - 39                         | 296 021   | 26 135  | 171 299   | 389 899   | 480 260   | 942 413   | 1 819 975  | 3 108 681  | 3 536 611  | 1 262 477 | 1 471 876 | 562 378                         | 14 068 025      |
| 40 - 44                         | 293 313   | 29 286  | 146 212   | 353 989   | 483 713   | 909 417   | 1 820 593  | 3 106 575  | 3 269 588  | 1 152 621 | 1 354 681 | 513 246                         | 13 433 234      |
| 45 - 49                         | 271 493   | 24 585  | 140 933   | 309 916   | 424 985   | 792 285   | 1 716 521  | 2 679 473  | 2 451 355  | 898 985   | 1 049 310 | 385 834                         | 11 145 675      |
| 50 - 54                         | 246 655   | 30 855  | 145 841   | 297 580   | 378 256   | 784 701   | 1 454 444  | 2 238 928  | 1 890 320  | 706 574   | 793 754   | 293 828                         | 9 261 736       |
| 55 - 59                         | 195 839   | 27 528  | 124 332   | 247 683   | 296 960   | 575 191   | 1 074 028  | 1 417 116  | 1 172 554  | 469 887   | 473 953   | 185 894                         | 6 260 965       |
| 60 +                            | 374 554   | 64 113  | 260 083   | 569 411   | 590 905   | 1 065 900 | 1 692 968  | 1 722 867  | 1 199 780  | 472 291   | 490 418   | 177 689                         | 8 680 979       |
| Jumlah/Total                    | 2 487 469                                       | 374 767 | 1 741 293 | 3 667 338 | 4 374 334 | 8 104 738 | 15 006 868 | 23 795 384 | 26 256 575 | 8 763 213 | 9 879 591 | 3 756 197                       | 108 207 767     |

Catatan/Note:

\*) Sementara Tidak Bekerja/Temporarily Not Working

Tabel  
08.2 Penduduk Berumur 15 Tahun ke Atas yang Bekerja Selama Seminggu yang lalu Menurut  
Golongan Umur dan Jumlah Jam Kerja Seluruhnya  
Table Population 15 Years of Age and Over Who Worked During the Previous Week  
by Age Group and Total Working Hours  
(Agustus/August 2010)

| Perkotaan/Urban            |   |         |         |         |         |           |           |           |            |           |           |           | Laki-laki+Perempuan/Male+Female |
|----------------------------|---|---------|---------|---------|---------|-----------|-----------|-----------|------------|-----------|-----------|-----------|---------------------------------|
| Golongan Umur<br>Age Group | Jumlah Jam Kerja Seluruhnya/Total Working Hours |         |         |         |         |           |           |           |            |           |           |           | Jumlah<br>Total                 |
|                            | 0 *)  | 1 - 4   | 5 - 9   | 10 - 14 | 15 - 19 | 20 - 24   | 25 - 34   | 35 - 44   | 45 - 54    | 55 - 59   | 60 - 74   | 75+       |                                 |
| (1)                        | (2)   | (3)     | (4)     | (5)     | (6)     | (7)       | (8)       | (9)       | (10)       | (11)      | (12)      | (13)      | (14)                            |
| 15 - 19                    | 17 846  | 13 296  | 49 058  | 80 799  | 54 899  | 103 644   | 135 737   | 301 250   | 673 784    | 191 575   | 343 407   | 170 454   | 2 135 749                       |
| 20 - 24                    | 58 297  | 9 796   | 34 348  | 74 953  | 75 525  | 153 000   | 288 440   | 953 826   | 1 959 557  | 457 175   | 577 878   | 243 670   | 4 886 465                       |
| 25 - 29                    | 105 010   | 6 828   | 42 066  | 85 280  | 108 054 | 227 459   | 429 822   | 1 532 550 | 2 519 521  | 631 614   | 774 948   | 315 667   | 6 778 819                       |
| 30 - 34                    | 115 641   | 13 924  | 48 417  | 99 687  | 109 143 | 232 803   | 467 130   | 1 494 483 | 2 335 732  | 664 424   | 838 193   | 345 842   | 6 765 419                       |
| 35 - 39                    | 103 210   | 5 925   | 45 899  | 96 365  | 101 517 | 217 901   | 451 596   | 1 336 326 | 1 867 936  | 596 395   | 823 708   | 331 465   | 5 978 243                       |
| 40 - 44                    | 116 230   | 9 944   | 43 382  | 91 467  | 101 920 | 219 236   | 495 826   | 1 336 255 | 1 685 146  | 559 736   | 770 313   | 326 682   | 5 756 137                       |
| 45 - 49                    | 108 867   | 5 901   | 42 611  | 67 269  | 88 809  | 196 590   | 458 646   | 1 126 883 | 1 164 628  | 409 308   | 589 107   | 239 117   | 4 497 736                       |
| 50 - 54                    | 94 946  | 12 730  | 36 521  | 71 321  | 69 410  | 189 486   | 393 384   | 938 234   | 889 195    | 320 881   | 448 337   | 182 758   | 3 647 203                       |
| 55 - 59                    | 71 383  | 10 236  | 34 631  | 58 879  | 67 459  | 124 268   | 264 582   | 504 370   | 496 860    | 213 135   | 263 729   | 117 220   | 2 226 752                       |
| 60 +                       | 98 513  | 21 830  | 59 697  | 118 616 | 106 702 | 228 494   | 323 390   | 429 140   | 411 502    | 188 488   | 269 161   | 104 740   | 2 360 273                       |
| Jumlah/Total               | 889 943   | 110 410 | 436 630 | 844 636 | 883 438 | 1 892 881 | 3 708 553 | 9 953 317 | 14 003 861 | 4 232 731 | 5 698 781 | 2 377 615 | 45 032 796                      |

## Catatan/Note :

\*) Sementara Tidak Bekerja/Temporarily Not Working

Tabel 08.3 Penduduk Berumur 15 Tahun ke Atas yang Bekerja Selama Seminggu yang lalu Menurut Golongan Umur dan Jumlah Jam Kerja Seluruhnya  
 Table Population 15 Years of Age and Over Who Worked During the Previous Week by Age Group and Total Working Hours (Agustus/August 2010)

| Perdesaan/Rural            |   |         |           |           |           |           |            |            |            |           |           |           | Laki-laki+Perempuan/Male+Female |
|----------------------------|---|---------|-----------|-----------|-----------|-----------|------------|------------|------------|-----------|-----------|-----------|---------------------------------|
| Golongan Umur<br>Age Group | Jumlah Jam Kerja Seluruhnya/Total Working Hours |         |           |           |           |           |            |            |            |           |           |           | Jumlah Total                    |
|                            | 0 *)  | 1 - 4   | 5 - 9     | 10 - 14   | 15 - 19   | 20 - 24   | 25 - 34    | 35 - 44    | 45 - 54    | 55 - 59   | 60 - 74   | 75+       |                                 |
| (1)                        | (2)   | (3)     | (4)       | (5)       | (6)       | (7)       | (8)        | (9)        | (10)       | (11)      | (12)      | (13)      | (14)                            |
| 15 - 19                    | 41 921  | 47 026  | 182 361   | 322 336   | 272 866   | 393 557   | 543 519    | 566 243    | 571 417    | 212 112   | 182 564   | 54 368    | 3 390 290                       |
| 20 - 24                    | 116 291   | 27 645  | 115 281   | 242 758   | 311 804   | 526 195   | 882 998    | 1 135 094  | 1 193 256  | 419 914   | 345 956   | 103 689   | 5 420 881                       |
| 25 - 29                    | 165 016   | 25 131  | 144 567   | 282 285   | 377 711   | 698 070   | 1 304 155  | 1 663 376  | 1 674 979  | 590 411   | 524 564   | 172 117   | 7 622 382                       |
| 30 - 34                    | 189 572   | 28 619  | 136 495   | 310 762   | 409 253   | 700 103   | 1 376 538  | 1 874 922  | 1 808 121  | 633 153   | 658 089   | 231 521   | 8 357 148                       |
| 35 - 39                    | 192 811   | 20 210  | 125 400   | 293 534   | 378 743   | 724 512   | 1 368 379  | 1 772 355  | 1 668 675  | 666 082   | 648 168   | 230 913   | 8 089 782                       |
| 40 - 44                    | 177 083   | 19 342  | 102 830   | 262 522   | 381 793   | 690 181   | 1 324 767  | 1 770 320  | 1 584 442  | 592 885   | 584 368   | 186 564   | 7 677 097                       |
| 45 - 49                    | 162 626   | 18 684  | 98 322    | 242 647   | 336 176   | 595 695   | 1 257 875  | 1 552 590  | 1 286 727  | 489 677   | 460 203   | 146 717   | 6 647 939                       |
| 50 - 54                    | 151 709   | 18 125  | 109 320   | 226 259   | 308 846   | 595 215   | 1 061 060  | 1 300 694  | 1 001 125  | 385 693   | 345 417   | 111 070   | 5 614 533                       |
| 55 - 59                    | 124 456   | 17 292  | 89 701    | 188 804   | 229 501   | 450 923   | 809 446    | 912 746    | 675 694    | 256 752   | 210 224   | 68 674    | 4 034 213                       |
| 60 +                       | 276 041   | 42 283  | 200 386   | 450 795   | 484 203   | 837 406   | 1 369 578  | 1 293 727  | 788 278    | 283 803   | 221 257   | 72 949    | 6 320 706                       |
| Jumlah/Total               | 1 597 526                                       | 264 357 | 1 304 663 | 2 822 702 | 3 490 896 | 6 211 857 | 11 298 315 | 13 842 067 | 12 252 714 | 4 530 482 | 4 180 810 | 1 378 582 | 63 174 971                      |

Catatan/Note:

\*) Sementara Tidak Bekerja/Temporarily Not Working

Tabel  
Table

08.4

Penduduk Berumur 15 Tahun ke Atas yang Bekerja Selama Seminggu yang lalu Menurut  
Golongan Umur dan Jumlah Jam Kerja Seluruhnya  
Population 15 Years of Age and Over Who Worked During the Previous Week  
by Age Group and Total Working Hours  
(Agustus/August 2010)

Perkotaan+Perdesaan/Urban+Rural

Laki-laki/Male

| Golongan Umur<br>Age Group | Jumlah Jam Kerja Seluruhnya/Total Working Hours |         |         |           |           |           |           |            |            |           |           |           | Jumlah<br>Total |
|----------------------------|---|---------|---------|-----------|-----------|-----------|-----------|------------|------------|-----------|-----------|-----------|-----------------|
|                            | 0 *)  | 1 - 4   | 5 - 9   | 10 - 14   | 15 - 19   | 20 - 24   | 25 - 34   | 35 - 44    | 45 - 54    | 55 - 59   | 60 - 74   | 75+       |                 |
| (1)                        | (2)   | (3)     | (4)     | (5)       | (6)       | (7)       | (8)       | (9)        | (10)       | (11)      | (12)      | (13)      | (14)            |
| 15 - 19                    | 39 465  | 37 010  | 134 968 | 252 775   | 204 612   | 322 424   | 461 609   | 551 638    | 713 276    | 245 422   | 228 208   | 66 768    | 3 258 175       |
| 20 - 24                    | 104 564   | 16 232  | 72 750  | 150 013   | 209 698   | 372 371   | 718 288   | 1 273 625  | 1 986 714  | 584 616   | 561 817   | 181 137   | 6 231 825       |
| 25 - 29                    | 161 773   | 9 135   | 71 567  | 144 518   | 231 533   | 454 844   | 1 002 911 | 2 009 323  | 3 028 273  | 919 988   | 925 418   | 298 965   | 9 258 248       |
| 30 - 34                    | 184 021   | 9 338   | 56 334  | 132 640   | 213 921   | 422 351   | 1 008 576 | 2 140 001  | 3 047 818  | 980 255   | 1 077 673 | 356 934   | 9 629 862       |
| 35 - 39                    | 184 988   | 7 520   | 50 083  | 117 745   | 175 278   | 397 963   | 953 518   | 1 959 343  | 2 632 851  | 953 653   | 1 028 284 | 327 532   | 8 788 758       |
| 40 - 44                    | 185 869   | 11 402  | 46 732  | 107 121   | 173 696   | 386 351   | 959 754   | 1 979 442  | 2 456 312  | 869 594   | 986 489   | 308 506   | 8 471 268       |
| 45 - 49                    | 167 967   | 6 152   | 44 497  | 91 468    | 154 303   | 331 569   | 893 036   | 1 664 393  | 1 816 077  | 661 457   | 725 360   | 219 288   | 6 775 567       |
| 50 - 54                    | 157 283   | 10 606  | 44 392  | 102 104   | 147 017   | 361 629   | 800 949   | 1 464 389  | 1 423 170  | 528 698   | 540 694   | 164 664   | 5 745 595       |
| 55 - 59                    | 121 940   | 12 620  | 45 901  | 90 254    | 128 170   | 274 670   | 620 336   | 917 245    | 877 845    | 354 589   | 325 911   | 102 014   | 3 871 495       |
| 60 +                       | 237 155   | 28 926  | 102 841 | 258 448   | 300 108   | 586 916   | 1 087 341 | 1 156 492  | 910 946    | 350 502   | 311 833   | 99 922    | 5 431 430       |
| Jumlah/Total               | 1 545 025                                       | 148 941 | 670 065 | 1 447 086 | 1 938 336 | 3 911 088 | 8 506 318 | 15 115 891 | 18 893 282 | 6 448 774 | 6 711 687 | 2 125 730 | 67 462 223      |

Catatan/Note:

\*) Sementara Tidak Bekerja/Temporarily Not Working

Tabel  
Table 08.5 Penduduk Berumur 15 Tahun ke Atas yang Bekerja Selama Seminggu yang lalu Menurut Golongan Umur dan Jumlah Jam Kerja Seluruhnya  
Population 15 Years of Age and Over Who Worked During the Previous Week by Age Group and Total Working Hours (Agustus/August 2010)

| Perkotaan+Perdesaan/Urban+Rural |   |         |           |           |           |           |           |           |           |           |           |           | Perempuan/Female |
|---------------------------------|---|---------|-----------|-----------|-----------|-----------|-----------|-----------|-----------|-----------|-----------|-----------|------------------|
| Golongan Umur<br>Age Group      | Jumlah Jam Kerja Seluruhnya/Total Working Hours |         |           |           |           |           |           |           |           |           |           |           | Jumlah Total     |
|                                 | 0 *)  | 1 - 4   | 5 - 9     | 10 - 14   | 15 - 19   | 20 - 24   | 25 - 34   | 35 - 44   | 45 - 54   | 55 - 59   | 60 - 74   | 75+       |                  |
| (1)                             | (2)   | (3)     | (4)       | (5)       | (6)       | (7)       | (8)       | (9)       | (10)      | (11)      | (12)      | (13)      | (14)             |
| 15 - 19                         | 20 302  | 23 312  | 96 451    | 150 360   | 123 153   | 174 777   | 217 647   | 315 855   | 531 925   | 158 265   | 297 763   | 158 054   | 2 267 864        |
| 20 - 24                         | 70 024  | 21 209  | 76 879    | 167 698   | 177 631   | 306 824   | 453 150   | 815 295   | 1 166 099 | 292 473   | 362 017   | 166 222   | 4 075 521        |
| 25 - 29                         | 108 253   | 22 824  | 115 066   | 223 047   | 254 232   | 470 685   | 731 066   | 1 186 603 | 1 166 227 | 302 037   | 374 094   | 188 819   | 5 142 953        |
| 30 - 34                         | 121 192   | 33 205  | 128 578   | 277 809   | 304 475   | 510 555   | 835 092   | 1 229 404 | 1 096 035 | 317 322   | 418 609   | 220 429   | 5 492 705        |
| 35 - 39                         | 111 033   | 18 615  | 121 216   | 272 154   | 304 982   | 544 450   | 866 457   | 1 149 338 | 903 760   | 308 824   | 443 592   | 234 846   | 5 279 267        |
| 40 - 44                         | 107 444   | 17 884  | 99 480    | 246 868   | 310 017   | 523 066   | 860 839   | 1 127 133 | 813 276   | 283 027   | 368 192   | 204 740   | 4 961 966        |
| 45 - 49                         | 103 526   | 18 433  | 96 436    | 218 448   | 270 682   | 460 716   | 823 485   | 1 015 080 | 635 278   | 237 528   | 323 950   | 166 546   | 4 370 108        |
| 50 - 54                         | 89 372  | 20 249  | 101 449   | 195 476   | 231 239   | 423 072   | 653 495   | 774 539   | 467 150   | 177 876   | 253 060   | 129 164   | 3 516 141        |
| 55 - 59                         | 73 899  | 14 908  | 78 431    | 157 429   | 168 790   | 300 521   | 453 692   | 499 871   | 294 709   | 115 298   | 148 042   | 83 880    | 2 389 470        |
| 60 +                            | 137 399   | 35 187  | 157 242   | 310 963   | 290 797   | 478 984   | 605 627   | 566 375   | 288 834   | 121 789   | 178 585   | 77 767    | 3 249 549        |
| Jumlah/Total                    | 942 444   | 225 826 | 1 071 228 | 2 220 252 | 2 435 998 | 4 193 650 | 6 500 550 | 8 679 493 | 7 363 293 | 2 314 439 | 3 167 904 | 1 630 467 | 40 745 544       |

Catatan/Note:

\*) Sementara Tidak Bekerja/Temporarily Not Working

Tabel  
Table

09.1

Penduduk Berumur 15 Tahun ke Atas yang Bekerja Selama Seminggu yang lalu  
Menurut Golongan Umur dan Lapangan Pekerjaan Utama  
*Population 15 Years of Age and Over Who Worked During the Previous Week  
by Age Group and Main Industry*  
(Agustus/August 2010)

Perkotaan+Perdesaan/Urban+Rural

Laki-laki+Perempuan/Male+Female

| Golongan Umur<br>Age Group | Lapangan Pekerjaan Utama/Main Industry *) |           |            |         |           |            |           |           |            | Jumlah<br>Total |
|----------------------------|---|-----------|------------|---------|-----------|------------|-----------|-----------|------------|-----------------|
|                            | 1   | 2         | 3          | 4       | 5         | 6          | 7         | 8         | 9          |                 |
| (1)                        | (2)                                       | (3)       | (4)        | (5)     | (6)       | (7)        | (8)       | (9)       | (10)       | (11)            |
| 15 - 19                    | 2 149 759                                 | 65 791    | 1 018 483  | 5 505   | 221 586   | 1 239 177  | 216 668   | 37 242    | 571 828    | 5 526 039       |
| 20 - 24                    | 2 932 661                                 | 148 397   | 1 954 730  | 24 394  | 497 783   | 2 343 764  | 579 220   | 245 839   | 1 580 558  | 10 307 346      |
| 25 - 29                    | 4 150 494                                 | 207 054   | 2 402 371  | 38 318  | 789 959   | 3 055 000  | 897 329   | 389 423   | 2 471 253  | 14 401 201      |
| 30 - 34                    | 4 771 869                                 | 207 156   | 2 254 396  | 39 639  | 941 492   | 3 344 901  | 955 265   | 296 001   | 2 311 848  | 15 122 567      |
| 35 - 39                    | 4 847 802                                 | 188 408   | 1 830 456  | 38 260  | 885 942   | 3 107 554  | 847 750   | 246 390   | 2 075 463  | 14 068 025      |
| 40 - 44                    | 4 843 233                                 | 157 164   | 1 505 454  | 33 498  | 807 034   | 2 844 412  | 793 407   | 226 485   | 2 222 547  | 13 433 234      |
| 45 - 49                    | 4 526 789                                 | 106 494   | 1 065 247  | 25 217  | 584 803   | 2 193 999  | 548 624   | 131 014   | 1 963 488  | 11 145 675      |
| 50 - 54                    | 4 226 015                                 | 81 451    | 760 398    | 18 218  | 443 588   | 1 765 794  | 414 978   | 74 505    | 1 476 789  | 9 261 736       |
| 55 - 59                    | 3 297 499                                 | 48 494    | 442 854    | 8 551   | 262 452   | 1 180 040  | 215 922   | 47 724    | 757 429    | 6 260 965       |
| 60 +                       | 5 748 820                                 | 44 092    | 589 862    | 2 470   | 158 258   | 1 417 535  | 149 859   | 44 863    | 525 220    | 8 680 979       |
| Jumlah<br>Total            | 41 494 941                                | 1 254 501 | 13 824 251 | 234 070 | 5 592 897 | 22 492 176 | 5 619 022 | 1 739 486 | 15 956 423 | 108 207 767     |

Catatan/Note :

- \*) 1. Pertanian, Kehutanan, Perburuan dan Perikanan/Agriculture, Forestry, Hunting and Fishery 2. Pertambangan dan Penggalian/  
Mining and Quarrying 3. Industri Pengolahan/Manufacturing Industry 4. Listrik, Gas dan Air/Electricity, Gas and Water  
5. Bangunan/Construction 6. Perdagangan Besar, Eceran, Rumah Makan dan Hotel/Wholesale Trade, Retail Trade, Restaurant and Hotels  
7. Angkutan, Pergudangan dan Komunikasi/Transportation, Storage and Communication 8. Keuangan, Asuransi, Usaha Persewaan Bangunan,  
Tanah dan Jasa Perusahaan/Financing, Insurance, Real Estate and Business Services 9. Jasa Kemasyarakatan, Sosial dan Perorangan/  
Community, Social and Personal Services

Tabel  
Table

09.2

Penduduk Berumur 15 Tahun ke Atas yang Bekerja Selama Seminggu yang lalu  
Menurut Golongan Umur dan Lapangan Pekerjaan Utama  
*Population 15 Years of Age and Over Who Worked During the Previous Week  
by Age Group and Main Industry*  
(Agustus/August 2010)

Perkotaan/Urban

Laki-laki+Perempuan/Male+Female

| Golongan Umur<br>Age Group | Lapangan Pekerjaan Utama/Main Industry *) |         |           |         |           |            |           |           |            | Jumlah<br>Total |
|----------------------------|---|---------|-----------|---------|-----------|------------|-----------|-----------|------------|-----------------|
|                            | 1   | 2       | 3         | 4       | 5         | 6          | 7         | 8         | 9          |                 |
| (1)                        | (2)                                       | (3)     | (4)       | (5)     | (6)       | (7)        | (8)       | (9)       | (10)       | (11)            |
| 15 - 19                    | 149 800                                   | 11 409  | 584 805   | 2 662   | 85 947    | 772 161    | 110 576   | 23 925    | 394 464    | 2 135 749       |
| 20 - 24                    | 235 066                                   | 36 673  | 1 230 880 | 17 342  | 221 168   | 1 615 594  | 341 355   | 195 633   | 992 754    | 4 886 465       |
| 25 - 29                    | 337 009                                   | 63 235  | 1 512 889 | 31 499  | 394 001   | 2 008 816  | 543 455   | 318 041   | 1 569 874  | 6 778 819       |
| 30 - 34                    | 415 679                                   | 65 439  | 1 351 687 | 26 880  | 479 734   | 2 096 572  | 563 795   | 245 919   | 1 519 714  | 6 765 419       |
| 35 - 39                    | 443 730                                   | 71 105  | 1 070 241 | 30 241  | 458 892   | 1 861 141  | 505 087   | 202 063   | 1 335 743  | 5 978 243       |
| 40 - 44                    | 502 440                                   | 53 753  | 881 830   | 23 638  | 405 243   | 1 759 456  | 512 630   | 185 753   | 1 431 394  | 5 756 137       |
| 45 - 49                    | 494 759                                   | 36 179  | 582 760   | 19 306  | 298 685   | 1 314 908  | 340 031   | 110 671   | 1 300 437  | 4 497 736       |
| 50 - 54                    | 502 534                                   | 31 256  | 391 105   | 11 680  | 241 829   | 1 082 313  | 295 861   | 66 703    | 1 023 922  | 3 647 203       |
| 55 - 59                    | 427 637                                   | 16 585  | 207 397   | 6 729   | 142 495   | 722 336    | 151 524   | 42 078    | 509 971    | 2 226 752       |
| 60 +                       | 753 841                                   | 11 198  | 220 729   | 1 921   | 83 326    | 812 914    | 100 032   | 36 846    | 339 466    | 2 360 273       |
| Jumlah<br>Total            | 4 262 495                                 | 396 832 | 8 034 323 | 171 898 | 2 811 320 | 14 046 211 | 3 464 346 | 1 427 632 | 10 417 739 | 45 032 796      |

Catatan/Note :

\*) 1. Pertanian, Kehutanan, Perburuan dan Perikanan/Agriculture, Forestry, Hunting and Fishery 2. Pertambangan dan Penggalian/  
Mining and Quarrying 3. Industri Pengolahan/Manufacturing Industry 4. Listrik, Gas dan Air/Electricity, Gas and Water  
5. Bangunan/Construction 6. Perdagangan Besar, Eceran, Rumah Makan dan Hotel/Wholesale Trade, Retail Trade, Restaurant and Hotels  
7. Angkutan, Pergudangan dan Komunikasi/Transportation, Storage and Communication 8. Keuangan, Asuransi, Usaha Persewaan Bangunan,  
Tanah dan Jasa Perusahaan/Financing, Insurance, Real Estate and Business Services 9. Jasa Kemasyarakatan, Sosial dan Perorangan/  
Community, Social and Personal Services

Tabel  
09.3  
Table

Penduduk Berumur 15 Tahun ke Atas yang Bekerja Selama Seminggu yang lalu  
Menurut Golongan Umur dan Lapangan Pekerjaan Utama  
*Population 15 Years of Age and Over Who Worked During the Previous Week  
by Age Group and Main Industry  
(Agustus/August 2010)*

Perdesaan/Rural

Laki-laki+Perempuan/Male+Female

| Golongan Umur<br>Age Group | Lapangan Pekerjaan Utama/Main Industry *) |         |           |        |           |           |           |         |           | Jumlah<br>Total |
|----------------------------|---|---------|-----------|--------|-----------|-----------|-----------|---------|-----------|-----------------|
|                            | 1   | 2       | 3         | 4      | 5         | 6         | 7         | 8       | 9         |                 |
| (1)                        | (2)                                       | (3)     | (4)       | (5)    | (6)       | (7)       | (8)       | (9)     | (10)      | (11)            |
| 15 - 19                    | 1 999 959                                 | 54 382  | 433 678   | 2 843  | 135 639   | 467 016   | 106 092   | 13 317  | 177 364   | 3 390 290       |
| 20 - 24                    | 2 697 595                                 | 111 724 | 723 850   | 7 052  | 276 615   | 728 170   | 237 865   | 50 206  | 587 804   | 5 420 881       |
| 25 - 29                    | 3 813 485                                 | 143 819 | 889 482   | 6 819  | 395 958   | 1 046 184 | 353 874   | 71 382  | 901 379   | 7 622 382       |
| 30 - 34                    | 4 356 190                                 | 141 717 | 902 709   | 12 759 | 461 758   | 1 248 329 | 391 470   | 50 082  | 792 134   | 8 357 148       |
| 35 - 39                    | 4 404 072                                 | 117 303 | 760 215   | 8 019  | 427 050   | 1 246 413 | 342 663   | 44 327  | 739 720   | 8 089 782       |
| 40 - 44                    | 4 340 793                                 | 103 411 | 623 624   | 9 860  | 401 791   | 1 084 956 | 280 777   | 40 732  | 791 153   | 7 677 097       |
| 45 - 49                    | 4 032 030                                 | 70 315  | 482 487   | 5 911  | 286 118   | 879 091   | 208 593   | 20 343  | 663 051   | 6 647 939       |
| 50 - 54                    | 3 723 481                                 | 50 195  | 369 293   | 6 538  | 201 759   | 683 481   | 119 117   | 7 802   | 452 867   | 5 614 533       |
| 55 - 59                    | 2 869 862                                 | 31 909  | 235 457   | 1 822  | 119 957   | 457 704   | 64 398    | 5 646   | 247 458   | 4 034 213       |
| 60 +                       | 4 994 979                                 | 32 894  | 369 133   | 549    | 74 932    | 604 621   | 49 827    | 8 017   | 185 754   | 6 320 706       |
| Jumlah<br>Total            | 37 232 446                                | 857 669 | 5 789 928 | 62 172 | 2 781 577 | 8 445 965 | 2 154 676 | 311 854 | 5 538 684 | 63 174 971      |

Catatan/Note :

\*) 1. Pertanian, Kehutanan, Perburuan dan Perikanan/Agriculture, Forestry, Hunting and Fishery 2. Pertambangan dan Penggalian/  
Mining and Quarrying 3. Industri Pengolahan/Manufacturing Industry 4. Listrik, Gas dan Air/Electricity, Gas and Water  
5. Bangunan/Construction 6. Perdagangan Besar, Eceran, Rumah Makan dan Hotel/Wholesale Trade, Retail Trade, Restaurant and Hotels  
7. Angkutan, Pergudangan dan Komunikasi/Transportation, Storage and Communication 8. Keuangan, Asuransi, Usaha Persewaan Bangunan,  
Tanah dan Jasa Perusahaan/Financing, Insurance, Real Estate and Business Services 9. Jasa Kemasyarakatan, Sosial dan Perorangan/  
Community, Social and Personal Services



Tabel 09.4 Penduduk Berumur 15 Tahun ke Atas yang Bekerja Selama Seminggu yang lalu Menurut Golongan Umur dan Lapangan Pekerjaan Utama  
 Table 09.4 Population 15 Years of Age and Over Who Worked During the Previous Week by Age Group and Main Industry (Agustus/August 2010)

| Perkotaan+Perdesaan/Urban+Rural |   |           |           |         |           |            |           |           |           | Laki-laki/Male  |
|---------------------------------|---|-----------|-----------|---------|-----------|------------|-----------|-----------|-----------|-----------------|
| Golongan Umur<br>Age Group      | Lapangan Pekerjaan Utama/Main Industry *) |           |           |         |           |            |           |           |           | Jumlah<br>Total |
|                                 | 1   | 2         | 3         | 4       | 5         | 6          | 7         | 8         | 9         |                 |
| (1)                             | (2)                                       | (3)       | (4)       | (5)     | (6)       | (7)        | (8)       | (9)       | (10)      | (11)            |
| 15 - 19                         | 1 574 251                                 | 58 138    | 440 160   | 4 263   | 215 167   | 559 142    | 177 434   | 22 243    | 207 377   | 3 258 175       |
| 20 - 24                         | 2 033 682                                 | 131 511   | 1 027 732 | 19 680  | 475 013   | 1 176 753  | 475 341   | 142 759   | 749 354   | 6 231 825       |
| 25 - 29                         | 2 769 948                                 | 182 324   | 1 417 287 | 32 701  | 762 216   | 1 723 750  | 796 603   | 259 512   | 1 313 907 | 9 258 248       |
| 30 - 34                         | 2 971 118                                 | 189 226   | 1 307 319 | 36 103  | 918 094   | 1 838 269  | 879 186   | 213 069   | 1 277 478 | 9 629 862       |
| 35 - 39                         | 2 878 056                                 | 174 318   | 1 065 356 | 37 004  | 868 185   | 1 610 159  | 791 903   | 185 448   | 1 178 329 | 8 788 758       |
| 40 - 44                         | 2 911 169                                 | 136 528   | 936 262   | 30 585  | 790 263   | 1 455 306  | 756 057   | 175 776   | 1 279 322 | 8 471 268       |
| 45 - 49                         | 2 632 632                                 | 90 935    | 621 765   | 23 471  | 574 647   | 1 040 804  | 520 184   | 98 087    | 1 173 042 | 6 775 567       |
| 50 - 54                         | 2 542 291                                 | 69 312    | 459 980   | 17 283  | 437 992   | 796 438    | 397 855   | 60 409    | 964 035   | 5 745 595       |
| 55 - 59                         | 2 049 863                                 | 40 844    | 262 624   | 8 408   | 257 799   | 546 311    | 203 042   | 37 829    | 464 775   | 3 871 495       |
| 60 +                            | 3 810 128                                 | 31 813    | 287 746   | 2 380   | 155 946   | 653 787    | 139 733   | 33 009    | 316 888   | 5 431 430       |
| Jumlah<br>Total                 | 26 173 138                                | 1 104 949 | 7 826 231 | 211 878 | 5 455 322 | 11 400 719 | 5 137 338 | 1 228 141 | 8 924 507 | 67 462 223      |

## Catatan/Note :

- \*) 1. Pertanian, Kehutanan, Perburuan dan Perikanan/Agriculture, Forestry, Hunting and Fishery 2. Pertambangan dan Penggalian/  
 Mining and Quarrying 3. Industri Pengolahan/Manufacturing Industry 4. Listrik, Gas dan Air/Electricity, Gas and Water  
 5. Bangunan/Construction 6. Perdagangan Besar, Eceran, Rumah Makan dan Hotel/Wholesale Trade, Retail Trade, Restaurant and Hotels  
 7. Angkutan, Pergudangan dan Komunikasi/Transportation, Storage and Communication 8. Keuangan, Asuransi, Usaha Persewaan Bangunan,  
 Tanah dan Jasa Perusahaan/Financing, Insurance, Real Estate and Business Services 9. Jasa Kemasyarakatan, Sosial dan Perorangan/  
 Community, Social and Personal Services

Tabel  
Table

09.5

Penduduk Berumur 15 Tahun ke Atas yang Bekerja Selama Seminggu yang lalu  
Menurut Golongan Umur dan Lapangan Pekerjaan Utama  
*Population 15 Years of Age and Over Who Worked During the Previous Week  
by Age Group and Main Industry*  
(Agustus/August 2010)

Perkotaan+Perdesaan/Urban+Rural

Perempuan/Female

| Golongan Umur<br>Age Group | Lapangan Pekerjaan Utama/Main Industry *) |         |           |        |         |            |         |         |           | Jumlah<br>Total |
|----------------------------|---|---------|-----------|--------|---------|------------|---------|---------|-----------|-----------------|
|                            | 1   | 2       | 3         | 4      | 5       | 6          | 7       | 8       | 9         |                 |
| (1)                        | (2)                                       | (3)     | (4)       | (5)    | (6)     | (7)        | (8)     | (9)     | (10)      | (11)            |
| 15 - 19                    | 575 508                                   | 7 653   | 578 323   | 1 242  | 6 419   | 680 035    | 39 234  | 14 999  | 364 451   | 2 267 864       |
| 20 - 24                    | 898 979                                   | 16 886  | 926 998   | 4 714  | 22 770  | 1 167 011  | 103 879 | 103 080 | 831 204   | 4 075 521       |
| 25 - 29                    | 1 380 546                                 | 24 730  | 985 084   | 5 617  | 27 743  | 1 331 250  | 100 726 | 129 911 | 1 157 346 | 5 142 953       |
| 30 - 34                    | 1 800 751                                 | 17 930  | 947 077   | 3 536  | 23 398  | 1 506 632  | 76 079  | 82 932  | 1 034 370 | 5 492 705       |
| 35 - 39                    | 1 969 746                                 | 14 090  | 765 100   | 1 256  | 17 757  | 1 497 395  | 55 847  | 60 942  | 897 134   | 5 279 267       |
| 40 - 44                    | 1 932 064                                 | 20 636  | 569 192   | 2 913  | 16 771  | 1 389 106  | 37 350  | 50 709  | 943 225   | 4 961 966       |
| 45 - 49                    | 1 894 157                                 | 15 559  | 443 482   | 1 746  | 10 156  | 1 153 195  | 28 440  | 32 927  | 790 446   | 4 370 108       |
| 50 - 54                    | 1 683 724                                 | 12 139  | 300 418   | 935    | 5 596   | 969 356    | 17 123  | 14 096  | 512 754   | 3 516 141       |
| 55 - 59                    | 1 247 636                                 | 7 650   | 180 230   | 143    | 4 653   | 633 729    | 12 880  | 9 895   | 292 654   | 2 389 470       |
| 60 +                       | 1 938 692                                 | 12 279  | 302 116   | 90     | 2 312   | 763 748    | 10 126  | 11 854  | 208 332   | 3 249 549       |
| Jumlah<br>Total            | 15 321 803                                | 149 552 | 5 998 020 | 22 192 | 137 575 | 11 091 457 | 481 684 | 511 345 | 7 031 916 | 40 745 544      |

Catatan/Note :

\*) 1. Pertanian, Kehutanan, Perburuan dan Perikanan/Agriculture, Forestry, Hunting and Fishery 2. Pertambangan dan Penggalian/  
Mining and Quarrying 3. Industri Pengolahan/Manufacturing Industry 4. Listrik, Gas dan Air/Electricity, Gas and Water  
5. Bangunan/Construction 6. Perdagangan Besar, Eceran, Rumah Makan dan Hotel/Wholesale Trade, Retail Trade, Restaurant and Hotels  
7. Angkutan, Pergudangan dan Komunikasi/Transportation, Storage and Communication 8. Keuangan, Asuransi, Usaha Persewaan Bangunan,  
Tanah dan Jasa Perusahaan/Financing, Insurance, Real Estate and Business Services 9. Jasa Kemasyarakatan, Sosial dan Perorangan/  
Community, Social and Personal Services

Tabel 10.1 Penduduk Berumur 15 Tahun ke Atas yang Bekerja Selama Seminggu yang lalu  
Menurut Golongan Umur dan Status Pekerjaan Utama  
Table 10.1 Population 15 Years of Age and Over Who Worked During the Previous Week  
by Age Group and Main Employment Status  
(Agustus/August 2010)

| Perkotaan+Perdesaan/Urban+Rural |  | Laki-laki+Perempuan/Male+Female |           |            |           |           |            |                 |
|---------------------------------|--|---------------------------------|-----------|------------|-----------|-----------|------------|-----------------|
| Golongan Umur<br>Age Group      | Status Pekerjaan Utama/Main Employment Status *) |                                 |           |            |           |           |            | Jumlah<br>Total |
|                                 | 1  | 2                               | 3         | 4          | 5         | 6         | 7          |                 |
| (1)                             | (2)  | (3)                             | (4)       | (5)        | (6)       | (7)       | (8)        | (9)             |
| 15 - 19                         | 573 801  | 165 667                         | 7 350     | 1 967 082  | 239 490   | 288 405   | 2 284 244  | 5 526 039       |
| 20 - 24                         | 1 499 228  | 680 497                         | 79 125    | 4 746 770  | 400 326   | 495 180   | 2 406 220  | 10 307 346      |
| 25 - 29                         | 2 627 188  | 1 593 989                       | 249 501   | 6 034 035  | 617 370   | 748 275   | 2 530 843  | 14 401 201      |
| 30 - 34                         | 3 146 167  | 2 373 703                       | 466 531   | 5 272 042  | 692 537   | 822 462   | 2 349 125  | 15 122 567      |
| 35 - 39                         | 3 026 962  | 2 747 891                       | 525 074   | 4 184 789  | 729 922   | 781 573   | 2 071 814  | 14 068 025      |
| 40 - 44                         | 2 866 599  | 2 934 773                       | 519 031   | 3 890 593  | 737 716   | 687 964   | 1 796 558  | 13 433 234      |
| 45 - 49                         | 2 228 729  | 2 741 252                       | 423 236   | 2 893 133  | 704 215   | 509 592   | 1 645 518  | 11 145 675      |
| 50 - 54                         | 1 889 343  | 2 622 856                       | 342 317   | 2 040 919  | 628 197   | 374 912   | 1 363 192  | 9 261 736       |
| 55 - 59                         | 1 272 562  | 2 109 909                       | 264 125   | 950 778    | 446 105   | 226 449   | 991 037    | 6 260 965       |
| 60 +                            | 1 899 992  | 3 711 454                       | 385 574   | 541 376    | 619 232   | 197 249   | 1 326 102  | 8 680 979       |
| Jumlah<br>Total                 | 21 030 571                                       | 21 681 991                      | 3 261 864 | 32 521 517 | 5 815 110 | 5 132 061 | 18 764 653 | 108 207 767     |

## Catatan/Note :

- \*) 1. Berusaha sendiri/Own Account Workers  
 2. Berusaha dibantu buruh tidak tetap/Buruh tidak dibayar  
 Employer Assisted by Temporary Worker/Unpaid Worker  
 3. Berusaha dibantu buruh tetap/buruh dibayar/Employer Assisted by Permanent Worker  
 4. Buruh/Karyawan/Pegawai/Employee  
 5. Pekerja bebas di pertanian/Casual Employee in Agriculture  
 6. Pekerja bebas di nonpertanian/Casual Employee not in Agriculture  
 7. Pekerja keluarga/tak dibayar/Family Worker

Tabel 10.2  
 Table 10.2  
 Penduduk Berumur 15 Tahun ke Atas yang Bekerja Selama Seminggu yang lalu  
 Menurut Golongan Umur dan Status Pekerjaan Utama  
 Population 15 Years of Age and Over Who Worked During the Previous Week  
 by Age Group and Main Employment Status  
 (Agustus/August 2010)

| Perkotaan/Urban            |            | Laki-laki+Perempuan/Male+Female                  |           |            |         |           |           |                 |
|----------------------------|------------|--|-----------|------------|---------|-----------|-----------|-----------------|
|                            |            | Status Pekerjaan Utama/Main Employment Status *) |           |            |         |           |           |                 |
| Golongan Umur<br>Age Group | 1          | 2  | 3         | 4          | 5       | 6         | 7         | Jumlah<br>Total |
| (1)                        | (2)        | (3)  | (4)       | (5)        | (6)     | (7)       | (8)       | (9)             |
| 15 - 19                    | 277 928    | 83 242   | 2 760     | 1 244 460  | 25 448  | 106 351   | 395 560   | 2 135 749       |
| 20 - 24                    | 750 107    | 277 047  | 35 603    | 3 157 521  | 54 631  | 188 938   | 422 618   | 4 886 465       |
| 25 - 29                    | 1 267 575  | 491 695  | 133 048   | 4 045 548  | 79 922  | 307 599   | 453 432   | 6 778 819       |
| 30 - 34                    | 1 496 505  | 631 862  | 246 370   | 3 496 265  | 88 590  | 354 053   | 451 774   | 6 765 419       |
| 35 - 39                    | 1 464 729  | 689 836  | 275 923   | 2 718 347  | 114 761 | 332 528   | 382 119   | 5 978 243       |
| 40 - 44                    | 1 458 967  | 749 421  | 294 532   | 2 489 346  | 118 203 | 298 399   | 347 269   | 5 756 137       |
| 45 - 49                    | 1 098 578  | 636 262  | 241 683   | 1 868 591  | 118 425 | 226 187   | 308 010   | 4 497 736       |
| 50 - 54                    | 932 310    | 600 470  | 183 969   | 1 381 130  | 119 616 | 174 033   | 255 675   | 3 647 203       |
| 55 - 59                    | 612 225    | 464 355  | 147 665   | 603 994    | 88 846  | 114 166   | 195 501   | 2 226 752       |
| 60 +                       | 737 460    | 673 062  | 172 068   | 320 854    | 131 946 | 87 192    | 237 691   | 2 360 273       |
| Jumlah<br>Total            | 10 096 384 | 5 297 252  | 1 733 621 | 21 326 056 | 940 388 | 2 189 446 | 3 449 649 | 45 032 796      |

Catatan/Note :

- \*) 1. Berusaha sendiri/*Own Account Workers*  
 2. Berusaha dibantu buruh tidak tetap/Buruh tidak dibayar  
*Employer Assisted by Temporary Worker/Unpaid Worker*  
 3. Berusaha dibantu buruh tetap/buruh dibayar/*Employer Assisted by Permanent Worker*  
 4. Buruh/Karyawan/Pegawai/*Employee*  
 5. Pekerja bebas di pertanian/*Casual Employee in Agriculture*  
 6. Pekerja bebas di nonpertanian/*Casual Employee not in Agriculture*  
 7. Pekerja keluarga/tak dibayar/*Family Worker*

Tabel 10.3  
 Table 10.3  
 Penduduk Berumur 15 Tahun ke Atas yang Bekerja Selama Seminggu yang lalu  
 Menurut Golongan Umur dan Status Pekerjaan Utama  
 Population 15 Years of Age and Over Who Worked During the Previous Week  
 by Age Group and Main Employment Status  
 (Agustus/August 2010)

| Perdesaan/Rural            |            | Laki-laki+Perempuan/Male+Female                  |           |            |           |           |            |                 |
|----------------------------|------------|--|-----------|------------|-----------|-----------|------------|-----------------|
|                            |            | Status Pekerjaan Utama/Main Employment Status *) |           |            |           |           |            |                 |
| Golongan Umur<br>Age Group | 1          | 2  | 3         | 4          | 5         | 6         | 7          | Jumlah<br>Total |
| (1)                        | (2)        | (3)  | (4)       | (5)        | (6)       | (7)       | (8)        | (9)             |
| 15 - 19                    | 295 873    | 82 425   | 4 590     | 722 622    | 214 042   | 182 054   | 1 888 684  | 3 390 290       |
| 20 - 24                    | 749 121    | 403 450  | 43 522    | 1 589 249  | 345 695   | 306 242   | 1 983 602  | 5 420 881       |
| 25 - 29                    | 1 359 613  | 1 102 294  | 116 453   | 1 988 487  | 537 448   | 440 676   | 2 077 411  | 7 622 382       |
| 30 - 34                    | 1 649 662  | 1 741 841  | 220 161   | 1 775 777  | 603 947   | 468 409   | 1 897 351  | 8 357 148       |
| 35 - 39                    | 1 562 233  | 2 058 055  | 249 151   | 1 466 442  | 615 161   | 449 045   | 1 689 695  | 8 089 782       |
| 40 - 44                    | 1 407 632  | 2 185 352  | 224 499   | 1 401 247  | 619 513   | 389 565   | 1 449 289  | 7 677 097       |
| 45 - 49                    | 1 130 151  | 2 104 990  | 181 553   | 1 024 542  | 585 790   | 283 405   | 1 337 508  | 6 647 939       |
| 50 - 54                    | 957 033    | 2 022 386  | 158 348   | 659 789    | 508 581   | 200 879   | 1 107 517  | 5 614 533       |
| 55 - 59                    | 660 337    | 1 645 554  | 116 460   | 346 784    | 357 259   | 112 283   | 795 536    | 4 034 213       |
| 60 +                       | 1 162 532  | 3 038 392  | 213 506   | 220 522    | 487 286   | 110 057   | 1 088 411  | 6 320 706       |
| Jumlah<br>Total            | 10 934 187 | 16 384 739                                       | 1 528 243 | 11 195 461 | 4 874 722 | 2 942 615 | 15 315 004 | 63 174 971      |

## Catatan/Note :

- \*) 1. Berusaha sendiri/*Own Account Workers*  
 2. Berusaha dibantu buruh tidak tetap/Buruh tidak dibayar  
*Employer Assisted by Temporary Worker/Unpaid Worker*  
 3. Berusaha dibantu buruh tetap/buruh dibayar/*Employer Assisted by Permanent Worker*  
 4. Buruh/Karyawan/Pegawai/*Employee*  
 5. Pekerja bebas di pertanian/*Casual Employee in Agriculture*  
 6. Pekerja bebas di nonpertanian/*Casual Employee not in Agriculture*  
 7. Pekerja keluarga/tak dibayar/*Family Worker*

Tabel 10.4  
 Table 10.4  
 Penduduk Berumur 15 Tahun ke Atas yang Bekerja Selama Seminggu yang lalu  
 Menurut Golongan Umur dan Status Pekerjaan Utama  
 Population 15 Years of Age and Over Who Worked During the Previous Week  
 by Age Group and Main Employment Status  
 (Agustus/August 2010)

| Perkotaan+Perdesaan/Urban+Rural |  |            |           |            |           |           |           | Laki-laki/Male  |
|---------------------------------|--|------------|-----------|------------|-----------|-----------|-----------|-----------------|
| Golongan Umur<br>Age Group      | Status Pekerjaan Utama/Main Employment Status *) |            |           |            |           |           |           | Jumlah<br>Total |
|                                 | 1  | 2          | 3         | 4          | 5         | 6         | 7         |                 |
| (1)                             | (2)  | (3)        | (4)       | (5)        | (6)       | (7)       | (8)       | (9)             |
| 15 - 19                         | 369 075  | 91 933     | 6 445     | 914 655    | 192 442   | 233 934   | 1 449 691 | 3 258 175       |
| 20 - 24                         | 998 395  | 431 040    | 64 387    | 2 630 852  | 322 586   | 432 970   | 1 351 595 | 6 231 825       |
| 25 - 29                         | 1 847 586  | 1 179 488  | 213 788   | 3 824 690  | 467 472   | 656 233   | 1 068 991 | 9 258 248       |
| 30 - 34                         | 2 209 477  | 1 800 882  | 384 444   | 3 506 672  | 486 108   | 710 206   | 532 073   | 9 629 862       |
| 35 - 39                         | 2 070 787  | 2 050 240  | 438 082   | 2 858 138  | 463 569   | 664 126   | 243 816   | 8 788 758       |
| 40 - 44                         | 1 916 089  | 2 237 362  | 435 348   | 2 713 507  | 453 359   | 576 248   | 139 355   | 8 471 268       |
| 45 - 49                         | 1 420 681  | 2 077 011  | 356 345   | 1 996 612  | 419 086   | 426 915   | 78 917    | 6 775 567       |
| 50 - 54                         | 1 176 626  | 2 022 243  | 283 125   | 1 497 222  | 375 945   | 317 680   | 72 754    | 5 745 595       |
| 55 - 59                         | 773 659  | 1 673 161  | 216 721   | 688 424    | 261 128   | 187 859   | 70 543    | 3 871 495       |
| 60 +                            | 1 057 018  | 2 996 998  | 305 710   | 393 203    | 348 626   | 143 212   | 186 663   | 5 431 430       |
| Jumlah<br>Total                 | 13 839 393                                       | 16 560 358 | 2 704 395 | 21 023 975 | 3 790 321 | 4 349 383 | 5 194 398 | 67 462 223      |

Catatan/Note :

- \*) 1. Berusaha sendiri/*Own Account Workers*  
 2. Berusaha dibantu buruh tidak tetap/*Buruh tidak dibayar  
 Employer Assisted by Temporary Worker/Unpaid Worker*  
 3. Berusaha dibantu buruh tetap/buruh dibayar/*Employer Assisted by Permanent Worker*  
 4. Buruh/Karyawan/Pegawai/*Employee*  
 5. Pekerja bebas di pertanian/*Casual Employee in Agriculture*  
 6. Pekerja bebas di nonpertanian/*Casual Employee not in Agriculture*  
 7. Pekerja keluarga/tak dibayar/*Family Worker*

Tabel 10.5  
 Table 10.5  
 Penduduk Berumur 15 Tahun ke Atas yang Bekerja Selama Seminggu yang lalu  
 Menurut Golongan Umur dan Status Pekerjaan Utama  
 Population 15 Years of Age and Over Who Worked During the Previous Week  
 by Age Group and Main Employment Status  
 (Agustus/August 2010)

| Perkotaan+Perdesaan/Urban+Rural |  |           |         |            |           |         |            | Perempuan/Female |
|---------------------------------|--|-----------|---------|------------|-----------|---------|------------|------------------|
| Golongan Umur<br>Age Group      | Status Pekerjaan Utama/Main Employment Status *) |           |         |            |           |         |            | Jumlah<br>Total  |
|                                 | 1  | 2         | 3       | 4          | 5         | 6       | 7          |                  |
| (1)                             | (2)  | (3)       | (4)     | (5)        | (6)       | (7)     | (8)        | (9)              |
| 15 - 19                         | 204 726  | 73 734    | 905     | 1 052 427  | 47 048    | 54 471  | 834 553    | 2 267 864        |
| 20 - 24                         | 500 833  | 249 457   | 14 738  | 2 115 918  | 77 740    | 62 210  | 1 054 625  | 4 075 521        |
| 25 - 29                         | 779 602  | 414 501   | 35 713  | 2 209 345  | 149 898   | 92 042  | 1 461 852  | 5 142 953        |
| 30 - 34                         | 936 690  | 572 821   | 82 087  | 1 765 370  | 206 429   | 112 256 | 1 817 052  | 5 492 705        |
| 35 - 39                         | 956 175  | 697 651   | 86 992  | 1 326 651  | 266 353   | 117 447 | 1 827 998  | 5 279 267        |
| 40 - 44                         | 950 510  | 697 411   | 83 683  | 1 177 086  | 284 357   | 111 716 | 1 657 203  | 4 961 966        |
| 45 - 49                         | 808 048  | 664 241   | 66 891  | 896 521    | 285 129   | 82 677  | 1 566 601  | 4 370 108        |
| 50 - 54                         | 712 717  | 600 613   | 59 192  | 543 697    | 252 252   | 57 232  | 1 290 438  | 3 516 141        |
| 55 - 59                         | 498 903  | 436 748   | 47 404  | 262 354    | 184 977   | 38 590  | 920 494    | 2 389 470        |
| 60 +                            | 842 974  | 714 456   | 79 864  | 148 173    | 270 606   | 54 037  | 1 139 439  | 3 249 549        |
| Jumlah<br>Total                 | 7 191 178  | 5 121 633 | 557 469 | 11 497 542 | 2 024 789 | 782 678 | 13 570 255 | 40 745 544       |

Catatan/Note :

- \*) 1. Berusaha sendiri/*Own Account Workers*  
 2. Berusaha dibantu buruh tidak tetap/*Buruh tidak dibayar  
 Employer Assisted by Temporary Worker/Unpaid Worker*  
 3. Berusaha dibantu buruh tetap/buruh dibayar/*Employer Assisted by Permanent Worker*  
 4. Buruh/Karyawan/Pegawai/*Employee*  
 5. Pekerja bebas di pertanian/*Casual Employee in Agriculture*  
 6. Pekerja bebas di nonpertanian/*Casual Employee not in Agriculture*  
 7. Pekerja keluarga/tak dibayar/*Family Worker*

Tabel 11.1 Penduduk Berumur 15 Tahun ke Atas yang Bekerja Selama Seminggu yang lalu Menurut Lapangan Pekerjaan Utama dan Pendidikan Tertinggi yang Ditamatkan  
 Table 11.1 Population 15 Years of Age and Over Who Worked During the Previous Week by Main Industry and Educational Attainment  
 (Agustus/August 2010)

| Perkotaan+Perdesaan/Urban+Rural              |  |  | Laki-laki+Perempuan/Male+Female                             |                            |                            |                  |   |                        |                    |
|--|--|--|---|----------------------------|----------------------------|------------------|---|------------------------|--------------------|
| Lapangan Pekerjaan Utama<br>Main Industry *) | Tidak/Belum Pernah Sekolah No<br>Schooling | Tidak/Belum Tamat SD<br>Did Not Complete/Not Yet Completed<br>Primary School | Pendidikan Tertinggi yang Ditamatkan/Educational Attainment |                            |                            |                  |   |                        | Jumlah Total       |
|  |  |  | Sekolah Dasar Primary School                                | S L T P Junior High School | S M T A Senior High School |                  | Diploma I/II/III Akademi Diploma I/II/III Academy | Universitas University |                    |
| (1)  | (2)  | (3)  | (4)   | (5)                        | (6)                        | (7)              | (8)   | (9)                    | (10)               |
| 1  | 3 908 297                                  | 11 066 414   | 15 976 729  | 6 715 537                  | 2 636 619                  | 947 227          | 112 671   | 131 447                | 41 494 941         |
| 2  | 49 576                                     | 237 817  | 391 429   | 225 116                    | 189 567                    | 103 023          | 21 832  | 36 141                 | 1 254 501          |
| 3  | 334 483                                    | 1 505 648  | 3 679 213   | 3 290 901                  | 2 518 594                  | 1 940 341        | 236 947   | 318 124                | 13 824 251         |
| 4  | 679  | 6 319  | 21 429  | 29 619                     | 74 603                     | 78 132           | 8 827   | 14 462                 | 234 070            |
| 5  | 63 876                                     | 802 882  | 2 015 127   | 1 354 668                  | 650 712                    | 489 690          | 53 346  | 162 596                | 5 592 897          |
| 6  | 564 742                                    | 2 769 247  | 5 645 631   | 5 013 543                  | 4 827 015                  | 2 517 083        | 529 978   | 624 937                | 22 492 176         |
| 7  | 82 762                                     | 647 691  | 1 478 940   | 1 315 581                  | 1 144 152                  | 631 446          | 133 641   | 184 809                | 5 619 022          |
| 8  | 4 946                                      | 31 106   | 91 329  | 288 832                    | 489 469                    | 276 928          | 178 312   | 378 564                | 1 739 486          |
| 9  | 176 838                                    | 940 742  | 2 018 977   | 2 400 794                  | 3 383 554                  | 1 892 243        | 1 748 173   | 3 395 102              | 15 956 423         |
| <b>Jumlah Total</b>                          | <b>5 186 199</b>                           | <b>18 007 866</b>  | <b>31 318 804</b>   | <b>20 634 591</b>          | <b>15 914 285</b>          | <b>8 876 113</b> | <b>3 023 727</b>                                  | <b>5 246 182</b>       | <b>108 207 767</b> |

## Catatan/Note :

- \*) 1. Pertanian, Kehutanan, Perburuan dan Perikanan/Agriculture, Forestry, Hunting and Fishery 2. Pertambangan dan Penggalian/Mining and Quarrying 3. Industri Pengolahan/Manufacturing Industry 4. Listrik, Gas dan Air/Electricity, Gas and Water 5. Bangunan/Construction 6. Perdagangan Besar, Eceran, Rumah Makan dan Hotel/Wholesale Trade, Retail Trade, Restaurant and Hotels 7. Angkutan, Pergudangan dan Komunikasi/Transportation, Storage and Communication 8. Keuangan, Asuransi, Usaha Persewaan Bangunan, Tanah dan Jasa Perusahaan/Financing, Insurance, Real Estate and Business Services 9. Jasa Kemasyarakatan, Sosial dan Perorangan/Community, Social and Personal Services



Tabel 11.2 Penduduk Berumur 15 Tahun ke Atas yang Bekerja Selama Seminggu yang lalu Menurut Lapangan Pekerjaan Utama dan Pendidikan Tertinggi yang Ditamatkan  
 Population 15 Years of Age and Over Who Worked During the Previous Week by Main Industry and Educational Attainment  
 (Agustus/August 2010)

Perkotaan/Urban

Laki-laki+Perempuan/Male+Female

| Lapangan Pekerjaan<br>Utama<br>Main Industry *) | Tidak/Belum<br>Pernah<br>Sekolah<br>No<br>Schooling | Tidak/Belum<br>Tamat SD<br>Did Not<br>Complete/<br>Not Yet<br>Completed<br>Primary<br>School | Pendidikan Tertinggi yang Ditamatkan/Educational Attainment |                                     |                               |                        |  |                           | Jumlah<br>Total   |
|---|---|--|---|-------------------------------------|-------------------------------|------------------------|--|---------------------------|-------------------|
|   |   |  | Sekolah<br>Dasar<br>Primary<br>School                       | S L T P<br>Junior<br>High<br>School | S M T A<br>Senior High School |                        | Diploma<br>I/II/III<br>Akademi<br>Diploma<br>I/II/III<br>Academy | Universitas<br>University |                   |
|   |   |  |   |                                     | Umum<br>General               | Kejuruan<br>Vocational |  |                           |                   |
| (1)   | (2)   | (3)  | (4)   | (5)                                 | (6)                           | (7)                    | (8)  | (9)                       | (10)              |
| 1   | 309 668   | 1 170 216  | 1 518 260   | 628 577                             | 377 965                       | 185 921                | 23 748   | 48 140                    | 4 262 495         |
| 2   | 5 931   | 45 412   | 75 067  | 61 880                              | 98 631                        | 60 259                 | 17 661   | 31 991                    | 396 832           |
| 3   | 90 977  | 570 588  | 1 543 461   | 1 894 311                           | 1 906 178                     | 1 531 856              | 205 801  | 291 151                   | 8 034 323         |
| 4   | 65  | 3 513  | 11 701  | 21 687                              | 55 851                        | 60 553                 | 6 210  | 12 318                    | 171 898           |
| 5   | 23 055  | 340 340  | 808 662   | 707 620                             | 404 253                       | 337 008                | 48 133   | 142 249                   | 2 811 320         |
| 6   | 230 610   | 1 411 413  | 2 751 822   | 3 048 959                           | 3 606 912                     | 1 988 385              | 448 830  | 559 280                   | 14 046 211        |
| 7   | 39 951  | 334 870  | 704 808   | 782 071                             | 830 788                       | 476 420                | 122 844  | 172 594                   | 3 464 346         |
| 8   | 4 547   | 21 568   | 58 210  | 225 589                             | 385 564                       | 228 901                | 160 558  | 342 695                   | 1 427 632         |
| 9   | 88 012  | 636 497  | 1 269 598   | 1 633 418                           | 2 193 604                     | 1 304 254              | 965 639  | 2 326 717                 | 10 417 739        |
| <b>Jumlah<br/>Total</b>                         | <b>792 816</b>                                      | <b>4 534 417</b>   | <b>8 741 589</b>  | <b>9 004 112</b>                    | <b>9 859 746</b>              | <b>6 173 557</b>       | <b>1 999 424</b>   | <b>3 927 135</b>          | <b>45 032 796</b> |

Catatan/Note :

- \*) 1. Pertanian, Kehutanan, Perburuan dan Perikanan/Agriculture, Forestry, Hunting and Fishery 2. Pertambangan dan Penggalan/  
 Mining and Quarrying 3. Industri Pengolahan/Manufacturing Industry 4. Listrik, Gas dan Air/Electricity, Gas and Water  
 5. Bangunan/Construction 6. Perdagangan Besar, Eceran, Rumah Makan dan Hotel/Wholesale Trade, Retail Trade, Restaurant and Hotels  
 7. Angkutan, Pergudangan dan Komunikasi/Transportation, Storage and Communication 8. Keuangan, Asuransi, Usaha Persewaan Bangunan,  
 Tanah dan Jasa Perusahaan/Financing, Insurance, Real Estate and Business Services 9. Jasa Kemasyarakatan, Sosial dan Perorangan/  
 Community, Social and Personal Services

Tabel 11.3 Penduduk Berumur 15 Tahun ke Atas yang Bekerja Selama Seminggu yang lalu Menurut Lapangan Pekerjaan Utama dan Pendidikan Tertinggi yang Ditamatkan  
 Population 15 Years of Age and Over Who Worked During the Previous Week by Main Industry and Educational Attainment  
 (Agustus/August 2010)

Perdesaan/Rural

Laki-laki+Perempuan/Male+Female

| Lapangan Pekerjaan<br>Utama<br>Main Industry *) | Tidak/Belum<br>Pernah<br>Sekolah<br>No<br>Schooling | Tidak/Belum<br>Tamat SD<br>Did Not<br>Complete/<br>Not Yet<br>Completed<br>Primary<br>School | Pendidikan Tertinggi yang Ditamatkan/Educational Attainment |                                     |                               |                        |  |                           | Jumlah<br>Total   |
|---|---|--|---|-------------------------------------|-------------------------------|------------------------|--|---------------------------|-------------------|
|   |   |  | Sekolah<br>Dasar<br>Primary<br>School                       | S L T P<br>Junior<br>High<br>School | S M T A<br>Senior High School |                        | Diploma<br>I/II/III<br>Akademi<br>Diploma<br>I/II/III<br>Academy | Universitas<br>University |                   |
|   |   |  |   |                                     | Umum<br>General               | Kejuruan<br>Vocational |  |                           |                   |
| (1)   | (2)   | (3)  | (4)   | (5)                                 | (6)                           | (7)                    | (8)  | (9)                       | (10)              |
| 1   | 3 598 629   | 9 896 198  | 14 458 469  | 6 086 960                           | 2 258 654                     | 761 306                | 88 923   | 83 307                    | 37 232 446        |
| 2   | 43 645  | 192 405  | 316 362   | 163 236                             | 90 936                        | 42 764                 | 4 171  | 4 150                     | 857 669           |
| 3   | 243 506   | 935 060  | 2 135 752   | 1 396 590                           | 612 416                       | 408 485                | 31 146   | 26 973                    | 5 789 928         |
| 4   | 614   | 2 806  | 9 728   | 7 932                               | 18 752                        | 17 579                 | 2 617  | 2 144                     | 62 172            |
| 5   | 40 821  | 462 542  | 1 206 465   | 647 048                             | 246 459                       | 152 682                | 5 213  | 20 347                    | 2 781 577         |
| 6   | 334 132   | 1 357 834  | 2 893 809   | 1 964 584                           | 1 220 103                     | 528 698                | 81 148   | 65 657                    | 8 445 965         |
| 7   | 42 811  | 312 821  | 774 132   | 533 510                             | 313 364                       | 155 026                | 10 797   | 12 215                    | 2 154 676         |
| 8   | 399   | 9 538  | 33 119  | 63 243                              | 103 905                       | 48 027                 | 17 754   | 35 869                    | 311 854           |
| 9   | 88 826  | 304 245  | 749 379   | 767 376                             | 1 189 950                     | 587 989                | 782 534  | 1 068 385                 | 5 538 684         |
| <b>Jumlah<br/>Total</b>                         | <b>4 393 383</b>                                    | <b>13 473 449</b>  | <b>22 577 215</b>   | <b>11 630 479</b>                   | <b>6 054 539</b>              | <b>2 702 556</b>       | <b>1 024 303</b>   | <b>1 319 047</b>          | <b>63 174 971</b> |

Catatan/Note :

- \*) 1. Pertanian, Kehutanan, Perburuan dan Perikanan/Agriculture, Forestry, Hunting and Fishery 2. Pertambangan dan Penggalan/  
 Mining and Quarrying 3. Industri Pengolahan/Manufacturing Industry 4. Listrik, Gas dan Air/Electricity, Gas and Water  
 5. Bangunan/Construction 6. Perdagangan Besar, Eceran, Rumah Makan dan Hotel/Wholesale Trade, Retail Trade, Restaurant and Hotels  
 7. Angkutan, Pergudangan dan Komunikasi/Transportation, Storage and Communication 8. Keuangan, Asuransi, Usaha Persewaan Bangunan,  
 Tanah dan Jasa Perusahaan/Financing, Insurance, Real Estate and Business Services 9. Jasa Kemasyarakatan, Sosial dan Perorangan/  
 Community, Social and Personal Services

Tabel 11.4 Penduduk Berumur 15 Tahun ke Atas yang Bekerja Selama Seminggu yang lalu Menurut Lapangan Pekerjaan Utama dan Pendidikan Tertinggi yang Ditamatkan  
 Population 15 Years of Age and Over Who Worked During the Previous Week by Main Industry and Educational Attainment  
 (Agustus/August 2010)

| Perkotaan+Perdesaan/Urban+Rural                 |   |  |   |                                     |                               |                        |  |                           |                   | Laki-laki/Male  |
|---|---|--|---|-------------------------------------|-------------------------------|------------------------|--|---------------------------|-------------------|-----------------|
| Lapangan Pekerjaan<br>Utama<br>Main Industry *) | Tidak/Belum<br>Pernah<br>Sekolah<br>No<br>Schooling | Tidak/Belum<br>Tamat SD<br>Did Not<br>Complete/<br>Not Yet<br>Completed<br>Primary<br>School | Pendidikan Tertinggi yang Ditamatkan/Educational Attainment |                                     |                               |                        |  |                           |                   | Jumlah<br>Total |
|   |   |  | Sekolah<br>Dasar<br>Primary<br>School                       | S L T P<br>Junior<br>High<br>School | S M T A<br>Senior High School |                        | Diploma<br>I/II/III<br>Akademi<br>Diploma<br>I/II/III<br>Academy | Universitas<br>University |                   |                 |
|   |   |  |   |                                     | Umum<br>General               | Kejuruan<br>Vocational |  |                           |                   |                 |
| (1)   | (2)   | (3)  | (4)   | (5)                                 | (6)                           | (7)                    | (8)  | (9)                       | (10)              |                 |
| 1   | 1 814 101   | 6 914 556  | 10 145 126  | 4 316 896                           | 2 026 112                     | 753 572                | 91 882   | 110 893                   | 26 173 138        |                 |
| 2   | 29 471  | 203 021  | 347 320   | 201 898                             | 179 152                       | 96 103                 | 17 084   | 30 900                    | 1 104 949         |                 |
| 3   | 106 627   | 745 960  | 1 934 296   | 1 791 923                           | 1 533 177                     | 1 352 930              | 139 694  | 221 624                   | 7 826 231         |                 |
| 4   | 679   | 5 994  | 20 665  | 28 447                              | 67 757                        | 72 003                 | 4 761  | 11 572                    | 211 878           |                 |
| 5   | 60 196  | 790 870  | 1 985 464   | 1 328 235                           | 630 140                       | 474 138                | 43 014   | 143 265                   | 5 455 322         |                 |
| 6   | 137 334   | 1 107 875  | 2 786 900   | 2 612 353                           | 2 721 073                     | 1 371 917              | 272 371  | 390 896                   | 11 400 719        |                 |
| 7   | 75 487  | 618 367  | 1 399 972   | 1 224 130                           | 1 025 642                     | 567 551                | 92 595   | 133 594                   | 5 137 338         |                 |
| 8   | 1 672   | 26 021   | 74 277  | 203 351                             | 371 845                       | 207 534                | 101 607  | 241 834                   | 1 228 141         |                 |
| 9   | 52 017  | 423 430  | 1 028 030   | 1 469 132                           | 2 286 749                     | 1 280 620              | 656 820  | 1 727 709                 | 8 924 507         |                 |
| <b>Jumlah<br/>Total</b>                         | <b>2 277 584</b>                                    | <b>10 836 094</b>  | <b>19 722 050</b>   | <b>13 176 365</b>                   | <b>10 841 647</b>             | <b>6 176 368</b>       | <b>1 419 828</b>   | <b>3 012 287</b>          | <b>67 462 223</b> |                 |

## Catatan/Note :

- \*) 1. Pertanian, Kehutanan, Perburuan dan Perikanan/Agriculture, Forestry, Hunting and Fishery 2. Pertambangan dan Penggalan/  
 Mining and Quarrying 3. Industri Pengolahan/Manufacturing Industry 4. Listrik, Gas dan Air/Electricity, Gas and Water  
 5. Bangunan/Construction 6. Perdagangan Besar, Eceran, Rumah Makan dan Hotel/Wholesale Trade, Retail Trade, Restaurant and Hotels  
 7. Angkutan, Pergudangan dan Komunikasi/Transportation, Storage and Communication 8. Keuangan, Asuransi, Usaha Persewaan Bangunan,  
 Tanah dan Jasa Perusahaan/Financing, Insurance, Real Estate and Business Services 9. Jasa Kemasyarakatan, Sosial dan Perorangan/  
 Community, Social and Personal Services

Tabel 11.5 Penduduk Berumur 15 Tahun ke Atas yang Bekerja Selama Seminggu yang lalu Menurut Lapangan Pekerjaan Utama dan Pendidikan Tertinggi yang Ditamatkan  
 Population 15 Years of Age and Over Who Worked During the Previous Week by Main Industry and Educational Attainment  
 (Agustus/August 2010)

| Perkotaan+Perdesaan/Urban+Rural                 |   |  |   |                                     |                               |                        |  |                           |                   | Perempuan/Female |
|---|---|--|---|-------------------------------------|-------------------------------|------------------------|--|---------------------------|-------------------|------------------|
| Lapangan Pekerjaan<br>Utama<br>Main Industry *) | Tidak/Belum<br>Pernah<br>Sekolah<br>No<br>Schooling | Tidak/Belum<br>Tamat SD<br>Did Not<br>Complete/<br>Not Yet<br>Completed<br>Primary<br>School | Pendidikan Tertinggi yang Ditamatkan/Educational Attainment |                                     |                               |                        |  |                           | Jumlah<br>Total   |                  |
|   |   |  | Sekolah<br>Dasar<br>Primary<br>School                       | S L T P<br>Junior<br>High<br>School | S M T A<br>Senior High School |                        | Diploma<br>I/II/III<br>Akademi<br>Diploma<br>I/II/III<br>Academy | Universitas<br>University |                   |                  |
|   |   |  |   |                                     | Umum<br>General               | Kejuruan<br>Vocational |  |                           |                   |                  |
| (1)   | (2)   | (3)  | (4)   | (5)                                 | (6)                           | (7)                    | (8)  | (9)                       | (10)              |                  |
| 1   | 2 094 196   | 4 151 858  | 5 831 603   | 2 398 641                           | 610 507                       | 193 655                | 20 789   | 20 554                    | 15 321 803        |                  |
| 2   | 20 105  | 34 796   | 44 109  | 23 218                              | 10 415                        | 6 920                  | 4 748  | 5 241                     | 149 552           |                  |
| 3   | 227 856   | 759 688  | 1 744 917   | 1 498 978                           | 985 417                       | 587 411                | 97 253   | 96 500                    | 5 998 020         |                  |
| 4   | -   | 325  | 764   | 1 172                               | 6 846                         | 6 129                  | 4 066  | 2 890                     | 22 192            |                  |
| 5   | 3 680   | 12 012   | 29 663  | 26 433                              | 20 572                        | 15 552                 | 10 332   | 19 331                    | 137 575           |                  |
| 6   | 427 408   | 1 661 372  | 2 858 731   | 2 401 190                           | 2 105 942                     | 1 145 166              | 257 607  | 234 041                   | 11 091 457        |                  |
| 7   | 7 275   | 29 324   | 78 968  | 91 451                              | 118 510                       | 63 895                 | 41 046   | 51 215                    | 481 684           |                  |
| 8   | 3 274   | 5 085  | 17 052  | 85 481                              | 117 624                       | 69 394                 | 76 705   | 136 730                   | 511 345           |                  |
| 9   | 124 821   | 517 312  | 990 947   | 931 662                             | 1 096 805                     | 611 623                | 1 091 353  | 1 667 393                 | 7 031 916         |                  |
| <b>Jumlah<br/>Total</b>                         | <b>2 908 615</b>                                    | <b>7 171 772</b>   | <b>11 596 754</b>   | <b>7 458 226</b>                    | <b>5 072 638</b>              | <b>2 699 745</b>       | <b>1 603 899</b>   | <b>2 233 895</b>          | <b>40 745 544</b> |                  |

## Catatan/Note :

- \*) 1. Pertanian, Kehutanan, Perburuan dan Perikanan/Agriculture, Forestry, Hunting and Fishery 2. Pertambangan dan Penggalan/  
 Mining and Quarrying 3. Industri Pengolahan/Manufacturing Industry 4. Listrik, Gas dan Air/Electricity, Gas and Water  
 5. Bangunan/Construction 6. Perdagangan Besar, Eceran, Rumah Makan dan Hotel/Wholesale Trade, Retail Trade, Restaurant and Hotels  
 7. Angkutan, Pergudangan dan Komunikasi/Transportation, Storage and Communication 8. Keuangan, Asuransi, Usaha Persewaan Bangunan,  
 Tanah dan Jasa Perusahaan/Financing, Insurance, Real Estate and Business Services 9. Jasa Kemasyarakatan, Sosial dan Perorangan/  
 Community, Social and Personal Services

Tabel 12.1 Penduduk Berumur 15 Tahun ke Atas yang Bekerja Selama Seminggu yang lalu Menurut Status Pekerjaan Utama dan Pendidikan Tertinggi yang Ditamatkan  
 Table Population 15 Years of Age and Over Who Worked During the Previous Week by Main Employment Status and Educational Attainment (Agustus/August 2010)

| Perkotaan+Perdesaan/Urban+Rural  |   |  | Laki-laki+Perempuan/Male+Female                             |                            |                            |                     |   |                        |                    |              |
|--|---|--|---|----------------------------|----------------------------|---------------------|---|------------------------|--------------------|--------------|
| Status Pekerjaan Utama<br>Main Employment Status   | Tidak/Belum Pernah Sekolah No Schooling | Tidak/Belum Tamat SD Did Not Complete/Not Yet Completed Primary School | Pendidikan Tertinggi yang Ditamatkan/Educational Attainment |                            |                            |                     |   |                        |                    | Jumlah Total |
|  |   |  | Sekolah Dasar Primary School                                | S L T P Junior High School | S M T A Senior High School |                     | Diploma I/II/III Akademi Diploma I/II/III Academy | Universitas University |                    |              |
|  |   |  |   |                            | Umum General               | Kejuruan Vocational |   |                        |                    |              |
| (1)  | (2)                                     | (3)  | (4)   | (5)                        | (6)                        | (7)                 | (8)   | (9)                    | (10)               |              |
| Berusaha Sendiri/<br>Own Account Worker  | 934 830                                 | 3 876 725  | 6 507 951   | 4 378 942                  | 3 099 711                  | 1 682 194           | 249 622   | 300 596                | 21 030 571         |              |
| Berusaha Dibantu Buruh Tidak Tetap/Buruh Tidak Dibayar/<br>Employer Assisted by Temporary Worker/Unpaid Worker | 1 733 389                               | 5 389 212  | 7 587 719   | 3 307 305                  | 2 151 737                  | 1 060 583           | 197 823   | 254 223                | 21 681 991         |              |
| Berusaha Dibantu Buruh Tetap/Buruh Dibayar/<br>Employer Assisted by Permanent Worker                           | 69 711                                  | 381 511  | 773 037   | 677 679                    | 710 765                    | 306 386             | 98 947  | 243 828                | 3 261 864          |              |
| Buruh/Karyawan/Pegawai/<br>Employee  | 260 775                                 | 2 065 891  | 5 127 062   | 6 135 664                  | 7 453 790                  | 4 802 265           | 2 357 610   | 4 318 460              | 32 521 517         |              |
| Pekerja Bebas di Pertanian/Casual<br>Employee in Agriculture   | 526 213                                 | 1 765 327  | 2 525 073   | 750 059                    | 173 973                    | 68 840              | 2 293   | 3 332                  | 5 815 110          |              |
| Pekerja Bebas di Nonpertanian/Casual<br>Employee not in Agriculture  | 123 304                                 | 902 924  | 2 175 001   | 1 206 631                  | 439 713                    | 258 463             | 14 876  | 11 149                 | 5 132 061          |              |
| Pekerja keluarga/tak dibayar/<br>Family Worker   | 1 537 977                               | 3 626 276  | 6 622 961   | 4 178 311                  | 1 884 596                  | 697 382             | 102 556   | 114 594                | 18 764 653         |              |
| <b>Jumlah/Total</b>  | <b>5 186 199</b>                        | <b>18 007 866</b>  | <b>31 318 804</b>   | <b>20 634 591</b>          | <b>15 914 285</b>          | <b>8 876 113</b>    | <b>3 023 727</b>                                  | <b>5 246 182</b>       | <b>108 207 767</b> |              |

**Tabel** 12.2 Penduduk Berumur 15 Tahun ke Atas yang Bekerja Selama Seminggu yang lalu Menurut Status Pekerjaan Utama dan Pendidikan Tertinggi yang Ditamatkan  
**Table** Population 15 Years of Age and Over Who Worked During the Previous Week by Main Employment Status and Educational Attainment (Agustus/August 2010)

| Perkotaan/Urban  |   |  |   |                            |                            |                     |   |                        |                   | Laki-laki+Perempuan/Male+Female |  |  |  |  |  |  |  |  |  |
|--|---|--|---|----------------------------|----------------------------|---------------------|---|------------------------|-------------------|---------------------------------|--|--|--|--|--|--|--|--|--|
| Status Pekerjaan Utama<br>Main Employment Status   | Tidak/Belum Pernah Sekolah No Schooling | Tidak/Belum Tamat SD Did Not Complete/Not Yet Completed Primary School | Pendidikan Tertinggi yang Ditamatkan/Educational Attainment |                            |                            |                     |   |                        |                   | Jumlah Total                    |  |  |  |  |  |  |  |  |  |
|  |   |  | Sekolah Dasar Primary School                                | S L T P Junior High School | S M T A Senior High School |                     | Diploma I/II/III Akademi Diploma I/II/III Academy | Universitas University |                   |                                 |  |  |  |  |  |  |  |  |  |
|  |   |  |   |                            | Umum General               | Kejuruan Vocational |   |                        |                   |                                 |  |  |  |  |  |  |  |  |  |
| (1)  | (2)                                     | (3)  | (4)   | (5)                        | (6)                        | (7)                 | (8)   | (9)                    | (10)              |                                 |  |  |  |  |  |  |  |  |  |
| Berusaha Sendiri/<br>Own Account Worker  | 269 735                                 | 1 433 346  | 2 546 840   | 2 209 910                  | 2 011 919                  | 1 196 762           | 192 595   | 235 277                | 10 096 384        |                                 |  |  |  |  |  |  |  |  |  |
| Berusaha Dibantu Buruh Tidak Tetap/Buruh Tidak Dibayar/<br>Employer Assisted by Temporary Worker/Unpaid Worker | 170 593                                 | 838 652  | 1 318 101   | 1 020 936                  | 1 030 451                  | 594 571             | 126 577   | 197 371                | 5 297 252         |                                 |  |  |  |  |  |  |  |  |  |
| Berusaha Dibantu Buruh Tetap/Buruh Dibayar/<br>Employer Assisted by Permanent Worker                           | 12 576                                  | 113 253  | 264 645   | 357 398                    | 482 214                    | 212 483             | 76 469  | 214 583                | 1 733 621         |                                 |  |  |  |  |  |  |  |  |  |
| Buruh/Karyawan/Pegawai/<br>Employee  | 104 049                                 | 1 011 901  | 2 549 757   | 3 891 039                  | 5 346 000                  | 3 694 472           | 1 531 577   | 3 197 261              | 21 326 056        |                                 |  |  |  |  |  |  |  |  |  |
| Pekerja Bebas di Pertanian/Casual Employee in Agriculture  | 82 559                                  | 301 393  | 403 000   | 100 248                    | 34 284                     | 17 886              | 240   | 778                    | 940 388           |                                 |  |  |  |  |  |  |  |  |  |
| Pekerja Bebas di Nonpertanian/Casual Employee not in Agriculture   | 44 043                                  | 361 383  | 801 210   | 565 075                    | 248 149                    | 151 817             | 11 374  | 6 395                  | 2 189 446         |                                 |  |  |  |  |  |  |  |  |  |
| Pekerja keluarga/tak dibayar/<br>Family Worker   | 109 261                                 | 474 489  | 858 036   | 859 506                    | 706 729                    | 305 566             | 60 592  | 75 470                 | 3 449 649         |                                 |  |  |  |  |  |  |  |  |  |
| <b>Jumlah/Total</b>  | <b>792 816</b>                          | <b>4 534 417</b>   | <b>8 741 589</b>  | <b>9 004 112</b>           | <b>9 859 746</b>           | <b>6 173 557</b>    | <b>1 999 424</b>                                  | <b>3 927 135</b>       | <b>45 032 796</b> |                                 |  |  |  |  |  |  |  |  |  |

**Tabel** 12.3 Penduduk Berumur 15 Tahun ke Atas yang Bekerja Selama Seminggu yang lalu Menurut Status Pekerjaan Utama dan Pendidikan Tertinggi yang Ditamatkan  
**Table** 12.3 Population 15 Years of Age and Over Who Worked During the Previous Week by Main Employment Status and Educational Attainment (Agustus/August 2010)

| Perdesaan/Rural  |   |  |   |                                     |                               |                        |  |                           |                   | Laki-laki+Perempuan/Male+Female |  |  |  |  |  |  |  |  |  |
|--|---|--|---|-------------------------------------|-------------------------------|------------------------|--|---------------------------|-------------------|---------------------------------|--|--|--|--|--|--|--|--|--|
| Status Pekerjaan<br>Utama<br>Main Employment<br>Status   | Tidak/Belum<br>Pernah<br>Sekolah<br>No<br>Schooling | Tidak/Belum<br>Tamat SD<br>Did Not<br>Complete/<br>Not Yet<br>Completed<br>Primary<br>School | Pendidikan Tertinggi yang Ditamatkan/Educational Attainment |                                     |                               |                        |  |                           |                   | Jumlah<br>Total                 |  |  |  |  |  |  |  |  |  |
|  |   |  | Sekolah<br>Dasar<br>Primary<br>School                       | S L T P<br>Junior<br>High<br>School | S M T A<br>Senior High School |                        | Diploma<br>I/II/III<br>Akademi<br>Diploma<br>I/II/III<br>Academy | Universitas<br>University |                   |                                 |  |  |  |  |  |  |  |  |  |
|  |   |  |   |                                     | Umum<br>General               | Kejuruan<br>Vocational |  |                           |                   |                                 |  |  |  |  |  |  |  |  |  |
| (1)  | (2)   | (3)  | (4)   | (5)                                 | (6)                           | (7)                    | (8)  | (9)                       | (10)              |                                 |  |  |  |  |  |  |  |  |  |
| Berusaha Sendiri/<br>Own Account Worker  | 665 095   | 2 443 379  | 3 961 111   | 2 169 032                           | 1 087 792                     | 485 432                | 57 027   | 65 319                    | 10 934 187        |                                 |  |  |  |  |  |  |  |  |  |
| Berusaha Dibantu Buruh<br>Tidak Tetap/Buruh Tidak<br>Dibayar/Employer<br>Assisted by Temporary<br>Worker/Unpaid Worker | 1 562 796   | 4 550 560  | 6 269 618   | 2 286 369                           | 1 121 286                     | 466 012                | 71 246   | 56 852                    | 16 384 739        |                                 |  |  |  |  |  |  |  |  |  |
| Berusaha Dibantu Buruh<br>Tetap/Buruh Dibayar/<br>Employer Assisted by<br>Permanent Worker                             | 57 135  | 268 258  | 508 392   | 320 281                             | 228 551                       | 93 903                 | 22 478   | 29 245                    | 1 528 243         |                                 |  |  |  |  |  |  |  |  |  |
| Buruh/Karyawan/Pegawai/<br>Employee  | 156 726   | 1 053 990  | 2 577 305   | 2 244 625                           | 2 107 790                     | 1 107 793              | 826 033  | 1 121 199                 | 11 195 461        |                                 |  |  |  |  |  |  |  |  |  |
| Pekerja Bebas di<br>Pertanian/Casual<br>Employee in Agriculture  | 443 654   | 1 463 934  | 2 122 073   | 649 811                             | 139 689                       | 50 954                 | 2 053  | 2 554                     | 4 874 722         |                                 |  |  |  |  |  |  |  |  |  |
| Pekerja Bebas di<br>Nonpertanian/Casual<br>Employee not in<br>Agriculture  | 79 261  | 541 541  | 1 373 791   | 641 556                             | 191 564                       | 106 646                | 3 502  | 4 754                     | 2 942 615         |                                 |  |  |  |  |  |  |  |  |  |
| Pekerja keluarga/<br>tak dibayar/<br>Family Worker   | 1 428 716   | 3 151 787  | 5 764 925   | 3 318 805                           | 1 177 867                     | 391 816                | 41 964   | 39 124                    | 15 315 004        |                                 |  |  |  |  |  |  |  |  |  |
| <b>Jumlah/Total</b>  | <b>4 393 383</b>                                    | <b>13 473 449</b>  | <b>22 577 215</b>   | <b>11 630 479</b>                   | <b>6 054 539</b>              | <b>2 702 556</b>       | <b>1 024 303</b>   | <b>1 319 047</b>          | <b>63 174 971</b> |                                 |  |  |  |  |  |  |  |  |  |

**Tabel** 12.4 Penduduk Berumur 15 Tahun ke Atas yang Bekerja Selama Seminggu yang lalu Menurut Status Pekerjaan Utama dan Pendidikan Tertinggi yang Ditamatkan  
**Table** 12.4 Population 15 Years of Age and Over Who Worked During the Previous Week by Main Employment Status and Educational Attainment (Agustus/August 2010)

Perkotaan+Perdesaan/Urban+Rural

Laki-laki/Male

| Status Pekerjaan<br>Utama<br>Main Employment<br>Status   | Tidak/Belum<br>Pernah<br>Sekolah<br>No<br>Schooling | Tidak/Belum<br>Tamat SD<br>Did Not<br>Complete/<br>Not Yet<br>Completed<br>Primary<br>School | Pendidikan Tertinggi yang Ditamatkan/Educational Attainment |                                     |                               |                        |  |                           | Jumlah<br>Total   |
|--|---|--|---|-------------------------------------|-------------------------------|------------------------|--|---------------------------|-------------------|
|  |   |  | Sekolah<br>Dasar<br>Primary<br>School                       | S L T P<br>Junior<br>High<br>School | S M T A<br>Senior High School |                        | Diploma<br>I/II/III<br>Akademi<br>Diploma<br>I/II/III<br>Academy | Universitas<br>University |                   |
|  |   |  |   |                                     | Umum<br>General               | Kejuruan<br>Vocational |  |                           |                   |
| (1)  | (2)   | (3)  | (4)   | (5)                                 | (6)                           | (7)                    | (8)  | (9)                       | (10)              |
| Berusaha Sendiri/<br>Own Account Worker  | 389 444   | 2 426 336  | 4 398 163   | 2 986 462                           | 2 153 556                     | 1 168 738              | 132 589  | 184 105                   | 13 839 393        |
| Berusaha Dibantu Buruh<br>Tidak Tetap/Buruh Tidak<br>Dibayar/Employer<br>Assisted by Temporary<br>Worker/Unpaid Worker | 1 255 000   | 4 228 074  | 5 976 680   | 2 390 388                           | 1 627 550                     | 772 960                | 129 403  | 180 303                   | 16 560 358        |
| Berusaha Dibantu Buruh<br>Tetap/Buruh Dibayar/<br>Employer Assisted by<br>Permanent Worker                             | 43 270  | 316 868  | 658 948   | 566 512                             | 593 618                       | 260 673                | 70 631   | 193 875                   | 2 704 395         |
| Buruh/Karyawan/Pegawai/<br>Employee  | 133 132   | 1 349 565  | 3 464 205   | 4 151 169                           | 5 134 277                     | 3 357 596              | 1 039 379  | 2 394 652                 | 21 023 975        |
| Pekerja Bebas di<br>Pertanian/Casual<br>Employee in Agriculture  | 220 167   | 1 118 929  | 1 720 044   | 525 649                             | 143 624                       | 57 184                 | 2 051  | 2 673                     | 3 790 321         |
| Pekerja Bebas di<br>Nonpertanian/Casual<br>Employee not in<br>Agriculture  | 71 430  | 726 322  | 1 874 042   | 1 034 979                           | 383 669                       | 236 435                | 12 122   | 10 384                    | 4 349 383         |
| Pekerja keluarga/<br>tak dibayar/<br>Family Worker   | 165 141   | 670 000  | 1 629 968   | 1 521 206                           | 805 353                       | 322 782                | 33 653   | 46 295                    | 5 194 398         |
| <b>Jumlah/Total</b>  | <b>2 277 584</b>                                    | <b>10 836 094</b>  | <b>19 722 050</b>   | <b>13 176 365</b>                   | <b>10 841 647</b>             | <b>6 176 368</b>       | <b>1 419 828</b>   | <b>3 012 287</b>          | <b>67 462 223</b> |



**Tabel** 12.5 Penduduk Berumur 15 Tahun ke Atas yang Bekerja Selama Seminggu yang lalu Menurut Status Pekerjaan Utama dan Pendidikan Tertinggi yang Ditamatkan  
**Table** 12.5 Population 15 Years of Age and Over Who Worked During the Previous Week by Main Employment Status and Educational Attainment  
 (Agustus/August 2010)

Perkotaan+Perdesaan/Urban+Rural

Perempuan/Female

| Status Pekerjaan<br>Utama<br>Main Employment<br>Status   | Tidak/Belum<br>Pernah<br>Sekolah<br>No<br>Schooling | Tidak/Belum<br>Tamat SD<br>Did Not<br>Complete/<br>Not Yet<br>Completed<br>Primary<br>School | Pendidikan Tertinggi yang Ditamatkan/Educational Attainment |                                     |                               |                        |  |                           | Jumlah<br>Total   |
|--|---|--|---|-------------------------------------|-------------------------------|------------------------|--|---------------------------|-------------------|
|  |   |  | Sekolah<br>Dasar<br>Primary<br>School                       | S L T P<br>Junior<br>High<br>School | S M T A<br>Senior High School |                        | Diploma<br>I/II/III<br>Akademi<br>Diploma<br>I/II/III<br>Academy | Universitas<br>University |                   |
|  |   |  |   |                                     | Umum<br>General               | Kejuruan<br>Vocational |  |                           |                   |
| (1)  | (2)   | (3)  | (4)   | (5)                                 | (6)                           | (7)                    | (8)  | (9)                       | (10)              |
| Berusaha Sendiri/<br>Own Account Worker  | 545 386   | 1 450 389  | 2 109 788   | 1 392 480                           | 946 155                       | 513 456                | 117 033  | 116 491                   | 7 191 178         |
| Berusaha Dibantu Buruh<br>Tidak Tetap/Buruh Tidak<br>Dibayar/Employer<br>Assisted by Temporary<br>Worker/Unpaid Worker | 478 389   | 1 161 138  | 1 611 039   | 916 917                             | 524 187                       | 287 623                | 68 420   | 73 920                    | 5 121 633         |
| Berusaha Dibantu Buruh<br>Tetap/Buruh Dibayar/<br>Employer Assisted by<br>Permanent Worker                             | 26 441  | 64 643   | 114 089   | 111 167                             | 117 147                       | 45 713                 | 28 316   | 49 953                    | 557 469           |
| Buruh/Karyawan/Pegawai/<br>Employee  | 127 643   | 716 326  | 1 662 857   | 1 984 495                           | 2 319 513                     | 1 444 669              | 1 318 231  | 1 923 808                 | 11 497 542        |
| Pekerja Bebas di<br>Pertanian/Casual<br>Employee in Agriculture  | 306 046   | 646 398  | 805 029   | 224 410                             | 30 349                        | 11 656                 | 242  | 659                       | 2 024 789         |
| Pekerja Bebas di<br>Nonpertanian/Casual<br>Employee not in Agriculture   | 51 874  | 176 602  | 300 959   | 171 652                             | 56 044                        | 22 028                 | 2 754  | 765                       | 782 678           |
| Pekerja keluarga/<br>tak dibayar/<br>Family Worker   | 1 372 836   | 2 956 276  | 4 992 993   | 2 657 105                           | 1 079 243                     | 374 600                | 68 903   | 68 299                    | 13 570 255        |
| <b>Jumlah/Total</b>  | <b>2 908 615</b>                                    | <b>7 171 772</b>   | <b>11 596 754</b>   | <b>7 458 226</b>                    | <b>5 072 638</b>              | <b>2 699 745</b>       | <b>1 603 899</b>   | <b>2 233 895</b>          | <b>40 745 544</b> |

Tabel 13.1 Penduduk Berumur 15 Tahun ke Atas yang Bekerja Selama Seminggu yang lalu Menurut Pendidikan Tertinggi yang Ditamatkan dan Jumlah Jam Kerja Seluruhnya  
 Table Population 15 Years of Age and Over Who Worker During the Previous Week by Educational Attainment and Total Working Hours  
 (Agustus/August 2010)

| Perkotaan+Perdesaan/Urban+Rural                                   |   |         |           |           |           |           |            |            |            |           |           |           | Laki-laki+Perempuan/Male+Female |  |
|---|---|---------|-----------|-----------|-----------|-----------|------------|------------|------------|-----------|-----------|-----------|---------------------------------|--|
| Pendidikan Tertinggi yang Ditamatkan<br>Educational Attainment *) | Jumlah Jam Kerja Seluruhnya/Total Working Hours |         |           |           |           |           |            |            |            |           |           |           | Jumlah Total                    |  |
|   | 0 **)   | 1 - 4   | 5 - 9     | 10 - 14   | 15 - 19   | 20 - 24   | 25 - 34    | 35 - 44    | 45 - 54    | 55 - 59   | 60 - 74   | 75+       |                                 |  |
| (1)   | (2)   | (3)     | (4)       | (5)       | (6)       | (7)       | (8)        | (9)        | (10)       | (11)      | (12)      | (13)      | (14)                            |  |
| 0   | 144 284   | 33 863  | 159 970   | 350 160   | 365 262   | 623 137   | 1 078 837  | 1 200 665  | 679 580    | 239 755   | 235 376   | 75 310    | 5 186 199                       |  |
| 1   | 520 420   | 70 878  | 369 285   | 831 831   | 1 012 818 | 1 861 888 | 3 186 026  | 3 760 847  | 3 277 837  | 1 301 783 | 1 344 558 | 469 695   | 18 007 866                      |  |
| 2   | 746 313   | 102 374 | 515 165   | 1 153 311 | 1 478 845 | 2 701 888 | 4 915 627  | 6 415 856  | 6 846 085  | 2 641 074 | 2 789 114 | 1 013 152 | 31 318 804                      |  |
| 3   | 421 092   | 87 292  | 380 110   | 723 551   | 796 704   | 1 408 750 | 2 399 141  | 4 031 455  | 5 355 067  | 1 897 217 | 2 232 809 | 901 403   | 20 634 591                      |  |
| 4   | 294 270   | 42 385  | 180 641   | 337 723   | 396 247   | 753 230   | 1 506 627  | 3 492 901  | 4 843 078  | 1 481 886 | 1 853 086 | 732 211   | 15 914 285                      |  |
| 5   | 152 312   | 20 778  | 75 952    | 144 858   | 147 692   | 320 750   | 669 719    | 1 930 405  | 3 172 097  | 847 385   | 1 008 002 | 386 163   | 8 876 113                       |  |
| 6   | 83 345  | 4 169   | 22 029    | 47 204    | 77 203    | 169 527   | 466 999    | 948 670    | 798 258    | 146 148   | 180 467   | 79 708    | 3 023 727                       |  |
| 7   | 125 433   | 13 028  | 38 141    | 78 700    | 99 563    | 265 568   | 783 892    | 2 014 585  | 1 284 573  | 207 965   | 236 179   | 98 555    | 5 246 182                       |  |
| Jumlah/Total  | 2 487 469                                       | 374 767 | 1 741 293 | 3 667 338 | 4 374 334 | 8 104 738 | 15 006 868 | 23 795 384 | 26 256 575 | 8 763 213 | 9 879 591 | 3 756 197 | 108 207 767                     |  |

## Catatan/Note :

\*) 0. Tidak/belum pernah sekolah/No Schooling

1. Tidak/belum tamat SD/Did Not Complete/Not Yet Completed Primary School
2. Sekolah Dasar/Primary School
3. SLTP/Junior High School
4. SMTA Umum/Senior High School (General)
5. SMTA Kejuruan/Senior High School (Vocational)
6. Diploma I/II/III/Akademi/Diploma I/II/III/Academy
7. Universitas/University

\*\* ) Sementara Tidak Bekerja/Temporarily Not Working

Tabel 13.2 Penduduk Berumur 15 Tahun ke Atas yang Bekerja Selama Seminggu yang lalu Menurut Pendidikan Tertinggi yang Ditamatkan dan Jumlah Jam Kerja Seluruhnya  
 Table Population 15 Years of Age and Over Who Worker During the Previous Week by Educational Attainment and Total Working Hours  
 (Agustus/August 2010)

| Perkotaan/Urban   |   |         |         |         |         |           |           |           |            |           |           |           | Laki-laki+Perempuan/Male+Female |  |
|---|---|---------|---------|---------|---------|-----------|-----------|-----------|------------|-----------|-----------|-----------|---------------------------------|--|
| Pendidikan Tertinggi yang Ditamatkan<br>Educational Attainment *) | Jumlah Jam Kerja Seluruhnya/Total Working Hours |         |         |         |         |           |           |           |            |           |           |           | Jumlah Total                    |  |
|   | 0 **)   | 1 - 4   | 5 - 9   | 10 - 14 | 15 - 19 | 20 - 24   | 25 - 34   | 35 - 44   | 45 - 54    | 55 - 59   | 60 - 74   | 75+       |                                 |  |
| (1)   | (2)   | (3)     | (4)     | (5)     | (6)     | (7)       | (8)       | (9)       | (10)       | (11)      | (12)      | (13)      | (14)                            |  |
| 0   | 28 463  | 7 972   | 31 702  | 43 535  | 40 058  | 80 185    | 114 035   | 158 203   | 118 126    | 53 834    | 85 011    | 31 692    | 792 816                         |  |
| 1   | 145 931   | 20 127  | 69 632  | 140 725 | 156 030 | 326 797   | 538 148   | 841 860   | 998 322    | 442 648   | 598 425   | 255 772   | 4 534 417                       |  |
| 2   | 208 709   | 23 054  | 93 465  | 199 589 | 231 471 | 451 476   | 845 426   | 1 551 552 | 2 367 344  | 957 522   | 1 266 660 | 545 321   | 8 741 589                       |  |
| 3   | 157 169   | 20 962  | 89 894  | 173 061 | 163 650 | 337 020   | 590 565   | 1 721 373 | 2 875 824  | 952 409   | 1 334 071 | 588 114   | 9 004 112                       |  |
| 4   | 146 242   | 18 414  | 77 588  | 140 299 | 133 394 | 296 397   | 617 416   | 2 117 906 | 3 494 857  | 971 000   | 1 323 788 | 522 445   | 9 859 746                       |  |
| 5   | 85 765  | 9 397   | 35 097  | 73 017  | 65 918  | 153 948   | 323 556   | 1 340 154 | 2 451 337  | 585 065   | 759 141   | 291 162   | 6 173 557                       |  |
| 6   | 43 532  | 2 465   | 13 139  | 24 284  | 32 023  | 82 092    | 219 172   | 645 610   | 632 665    | 109 213   | 136 353   | 58 876    | 1 999 424                       |  |
| 7   | 74 132  | 8 019   | 26 113  | 50 126  | 60 894  | 164 966   | 460 235   | 1 576 659 | 1 065 386  | 161 040   | 195 332   | 84 233    | 3 927 135                       |  |
| Jumlah/Total  | 889 943   | 110 410 | 436 630 | 844 636 | 883 438 | 1 892 881 | 3 708 553 | 9 953 317 | 14 003 861 | 4 232 731 | 5 698 781 | 2 377 615 | 45 032 796                      |  |

## Catatan/Note :

- \*) 0. Tidak/belum pernah sekolah/No Schooling  
 1. Tidak/belum tamat SD/Did Not Complete/Not Yet Completed Primary School  
 2. Sekolah Dasar/Primary School  
 3. SLTP/Junior High School  
 4. SMTA Umum/Senior High School (General)  
 5. SMTA Kejuruan/Senior High School (Vocational)  
 6. Diploma I/II/III/Akademi/Diploma I/II/III/Academy  
 7. Universitas/University

\*\*\*) Sementara Tidak Bekerja/Temporarily Not Working

Tabel 13.3 Penduduk Berumur 15 Tahun ke Atas yang Bekerja Selama Seminggu yang lalu Menurut Pendidikan Tertinggi yang Ditamatkan dan Jumlah Jam Kerja Seluruhnya  
 Table Population 15 Years of Age and Over Who Worker During the Previous Week by Educational Attainment and Total Working Hours  
 (Agustus/August 2010)

| Perdesaan/Rural   |   |         |           |           |           |           |            |            |            |           |           |           | Laki-laki+Perempuan/Male+Female |  |
|---|---|---------|-----------|-----------|-----------|-----------|------------|------------|------------|-----------|-----------|-----------|---------------------------------|--|
| Pendidikan Tertinggi yang Ditamatkan<br>Educational Attainment *) | Jumlah Jam Kerja Seluruhnya/Total Working Hours |         |           |           |           |           |            |            |            |           |           |           | Jumlah Total                    |  |
|   | 0 **)   | 1 - 4   | 5 - 9     | 10 - 14   | 15 - 19   | 20 - 24   | 25 - 34    | 35 - 44    | 45 - 54    | 55 - 59   | 60 - 74   | 75+       |                                 |  |
| (1)   | (2)   | (3)     | (4)       | (5)       | (6)       | (7)       | (8)        | (9)        | (10)       | (11)      | (12)      | (13)      | (14)                            |  |
| 0   | 115 821   | 25 891  | 128 268   | 306 625   | 325 204   | 542 952   | 964 802    | 1 042 462  | 561 454    | 185 921   | 150 365   | 43 618    | 4 393 383                       |  |
| 1   | 374 489   | 50 751  | 299 653   | 691 106   | 856 788   | 1 535 091 | 2 647 878  | 2 918 987  | 2 279 515  | 859 135   | 746 133   | 213 923   | 13 473 449                      |  |
| 2   | 537 604   | 79 320  | 421 700   | 953 722   | 1 247 374 | 2 250 412 | 4 070 201  | 4 864 304  | 4 478 741  | 1 683 552 | 1 522 454 | 467 831   | 22 577 215                      |  |
| 3   | 263 923   | 66 330  | 290 216   | 550 490   | 633 054   | 1 071 730 | 1 808 576  | 2 310 082  | 2 479 243  | 944 808   | 898 738   | 313 289   | 11 630 479                      |  |
| 4   | 148 028   | 23 971  | 103 053   | 197 424   | 262 853   | 456 833   | 889 211    | 1 374 995  | 1 348 221  | 510 886   | 529 298   | 209 766   | 6 054 539                       |  |
| 5   | 66 547  | 11 381  | 40 855    | 71 841    | 81 774    | 166 802   | 346 163    | 590 251    | 720 760    | 262 320   | 248 861   | 95 001    | 2 702 556                       |  |
| 6   | 39 813  | 1 704   | 8 890     | 22 920    | 45 180    | 87 435    | 247 827    | 303 060    | 165 593    | 36 935    | 44 114    | 20 832    | 1 024 303                       |  |
| 7   | 51 301  | 5 009   | 12 028    | 28 574    | 38 669    | 100 602   | 323 657    | 437 926    | 219 187    | 46 925    | 40 847    | 14 322    | 1 319 047                       |  |
| Jumlah/Total  | 1 597 526                                       | 264 357 | 1 304 663 | 2 822 702 | 3 490 896 | 6 211 857 | 11 298 315 | 13 842 067 | 12 252 714 | 4 530 482 | 4 180 810 | 1 378 582 | 63 174 971                      |  |

## Catatan/Note :

- \*) 0. Tidak/belum pernah sekolah/No Schooling  
 1. Tidak/belum tamat SD/Did Not Complete/Not Yet Completed Primary School  
 2. Sekolah Dasar/Primary School  
 3. SLTP/Junior High School  
 4. SMTA Umum/Senior High School (General)  
 5. SMTA Kejuruan/Senior High School (Vocational)  
 6. Diploma I/II/III/Akademi/Diploma I/II/III/Academy  
 7. Universitas/University

\*\*\*) Sementara Tidak Bekerja/Temporarily Not Working

Tabel  
13.4  
Table

Penduduk Berumur 15 Tahun ke Atas yang Bekerja Selama Seminggu yang lalu Menurut Pendidikan Tertinggi yang Ditamatkan dan Jumlah Jam Kerja Seluruhnya  
Population 15 Years of Age and Over Who Worker During the Previous Week by Educational Attainment and Total Working Hours  
(Agustus/August 2010)

| Perkotaan+Perdesaan/Urban+Rural                                   |   |         |         |           |           |           |           |            |            |           |           |           | Laki-laki/Male |
|---|---|---------|---------|-----------|-----------|-----------|-----------|------------|------------|-----------|-----------|-----------|----------------|
| Pendidikan Tertinggi yang Ditamatkan<br>Educational Attainment *) | Jumlah Jam Kerja Seluruhnya/Total Working Hours |         |         |           |           |           |           |            |            |           |           |           | Jumlah Total   |
|   | 0 **)   | 1 - 4   | 5 - 9   | 10 - 14   | 15 - 19   | 20 - 24   | 25 - 34   | 35 - 44    | 45 - 54    | 55 - 59   | 60 - 74   | 75+       |                |
| (1)   | (2)   | (3)     | (4)     | (5)       | (6)       | (7)       | (8)       | (9)        | (10)       | (11)      | (12)      | (13)      | (14)           |
| 0   | 66 949  | 8 691   | 36 979  | 93 768    | 115 104   | 213 796   | 474 145   | 565 934    | 404 041    | 147 526   | 125 749   | 24 902    | 2 277 584      |
| 1   | 333 842   | 25 042  | 134 329 | 303 496   | 433 941   | 898 304   | 1 837 786 | 2 399 643  | 2 403 339  | 956 709   | 877 566   | 232 097   | 10 836 094     |
| 2   | 481 053   | 33 867  | 183 329 | 429 649   | 643 320   | 1 315 666 | 2 853 878 | 4 198 120  | 5 158 720  | 1 989 029 | 1 894 803 | 540 616   | 19 722 050     |
| 3   | 268 056   | 39 874  | 164 298 | 321 619   | 382 231   | 709 062   | 1 414 024 | 2 628 517  | 3 863 211  | 1 393 934 | 1 514 781 | 476 758   | 13 176 365     |
| 4   | 197 834   | 21 768  | 85 534  | 166 722   | 212 427   | 413 986   | 961 789   | 2 408 063  | 3 498 810  | 1 094 667 | 1 300 370 | 479 677   | 10 841 647     |
| 5   | 101 695   | 9 861   | 40 719  | 72 740    | 82 677    | 186 505   | 423 994   | 1 342 454  | 2 325 614  | 631 656   | 705 397   | 253 056   | 6 176 368      |
| 6   | 35 889  | 2 287   | 8 857   | 19 917    | 25 590    | 59 574    | 180 667   | 431 302    | 414 333    | 81 662    | 115 093   | 44 657    | 1 419 828      |
| 7   | 59 707  | 7 551   | 16 020  | 39 175    | 43 046    | 114 195   | 360 035   | 1 141 858  | 825 214    | 153 591   | 177 928   | 73 967    | 3 012 287      |
| Jumlah/Total  | 1 545 025                                       | 148 941 | 670 065 | 1 447 086 | 1 938 336 | 3 911 088 | 8 506 318 | 15 115 891 | 18 893 282 | 6 448 774 | 6 711 687 | 2 125 730 | 67 462 223     |

Catatan/Note :

- \*) 0. Tidak/belum pernah sekolah/No Schooling  
 1. Tidak/belum tamat SD/Did Not Complete/Not Yet Completed Primary School  
 2. Sekolah Dasar/Primary School  
 3. SLTP/Junior High School  
 4. SMTA Umum/Senior High School (General)  
 5. SMTA Kejuruan/Senior High School (Vocational)  
 6. Diploma I/II/III/Akademi/Diploma I/II/III/Academy  
 7. Universitas/University

\*\*) Sementara Tidak Bekerja/Temporarily Not Working

Tabel 13.5 Penduduk Berumur 15 Tahun ke Atas yang Bekerja Selama Seminggu yang lalu Menurut Pendidikan Tertinggi yang Ditamatkan dan Jumlah Jam Kerja Seluruhnya  
 Table Population 15 Years of Age and Over Who Worker During the Previous Week by Educational Attainment and Total Working Hours  
 (Agustus/August 2010)

| Perkotaan+Perdesaan/Urban+Rural                                   |   |         |           |           |           |           |           |           |           |           |           |           | Perempuan/Female |
|---|---|---------|-----------|-----------|-----------|-----------|-----------|-----------|-----------|-----------|-----------|-----------|------------------|
| Pendidikan Tertinggi yang Ditamatkan<br>Educational Attainment *) | Jumlah Jam Kerja Seluruhnya/Total Working Hours |         |           |           |           |           |           |           |           |           |           |           | Jumlah Total     |
|   | 0 **)   | 1 - 4   | 5 - 9     | 10 - 14   | 15 - 19   | 20 - 24   | 25 - 34   | 35 - 44   | 45 - 54   | 55 - 59   | 60 - 74   | 75+       |                  |
| (1)   | (2)   | (3)     | (4)       | (5)       | (6)       | (7)       | (8)       | (9)       | (10)      | (11)      | (12)      | (13)      | (14)             |
| 0   | 77 335  | 25 172  | 122 991   | 256 392   | 250 158   | 409 341   | 604 692   | 634 731   | 275 539   | 92 229    | 109 627   | 50 408    | 2 908 615        |
| 1   | 186 578   | 45 836  | 234 956   | 528 335   | 578 877   | 963 584   | 1 348 240 | 1 361 204 | 874 498   | 345 074   | 466 992   | 237 598   | 7 171 772        |
| 2   | 265 260   | 68 507  | 331 836   | 723 662   | 835 525   | 1 386 222 | 2 061 749 | 2 217 736 | 1 687 365 | 652 045   | 894 311   | 472 536   | 11 596 754       |
| 3   | 153 036   | 47 418  | 215 812   | 401 932   | 414 473   | 699 688   | 985 117   | 1 402 938 | 1 491 856 | 503 283   | 718 028   | 424 645   | 7 458 226        |
| 4   | 96 436  | 20 617  | 95 107    | 171 001   | 183 820   | 339 244   | 544 838   | 1 084 838 | 1 344 268 | 387 219   | 552 716   | 252 534   | 5 072 638        |
| 5   | 50 617  | 10 917  | 35 233    | 72 118    | 65 015    | 134 245   | 245 725   | 587 951   | 846 483   | 215 729   | 302 605   | 133 107   | 2 699 745        |
| 6   | 47 456  | 1 882   | 13 172    | 27 287    | 51 613    | 109 953   | 286 332   | 517 368   | 383 925   | 64 486    | 65 374    | 35 051    | 1 603 899        |
| 7   | 65 726  | 5 477   | 22 121    | 39 525    | 56 517    | 151 373   | 423 857   | 872 727   | 459 359   | 54 374    | 58 251    | 24 588    | 2 233 895        |
| Jumlah/Total  | 942 444   | 225 826 | 1 071 228 | 2 220 252 | 2 435 998 | 4 193 650 | 6 500 550 | 8 679 493 | 7 363 293 | 2 314 439 | 3 167 904 | 1 630 467 | 40 745 544       |

Catatan/Note :

- \*) 0. Tidak/belum pernah sekolah/No Schooling  
 1. Tidak/belum tamat SD/Did Not Complete/Not Yet Completed Primary School  
 2. Sekolah Dasar/Primary School  
 3. SLTP/Junior High School  
 4. SMTA Umum/Senior High School (General)  
 5. SMTA Kejuruan/Senior High School (Vocational)  
 6. Diploma I/II/III/Akademi/Diploma I/II/III/Academy  
 7. Universitas/University

\*\*\*) Sementara Tidak Bekerja/Temporarily Not Working

Tabel 14.1 Penduduk Berumur 15 Tahun ke Atas yang Bekerja Selama Seminggu yang lalu Menurut Jumlah Jam Kerja Seluruhnya dan Lapangan Pekerjaan Utama  
 Table 14.1 Population 15 Years of Age and Over Who Worked During the Previous Week by Total Working Hours and Main Industry (Agustus/August 2010)

| Jumlah Jam Kerja<br>Seluruhnya<br>Total Working Hours | Lapangan Pekerjaan Utama/Main Industry *) |           |            |         |           |            |           |           |            | Jumlah<br>Total |
|---|---|-----------|------------|---------|-----------|------------|-----------|-----------|------------|-----------------|
|   | 1   | 2         | 3          | 4       | 5         | 6          | 7         | 8         | 9          |                 |
|   | (1)                                       | (2)       | (3)        | (4)     | (5)       | (6)        | (7)       | (8)       | (9)        |                 |
| 0 **)   | 1 032 854                                 | 26 626    | 188 748    | 2 832   | 130 994   | 575 392    | 100 214   | 36 415    | 393 394    | 2 487 469       |
| 1 - 4   | 220 395                                   | 1 503     | 17 680     | 583     | 1 619     | 43 956     | 6 128     | 12 173    | 70 730     | 374 767         |
| 5 - 9   | 1 111 024                                 | 7 542     | 96 907     | 423     | 22 390    | 219 081    | 29 034    | 18 775    | 236 117    | 1 741 293       |
| 10 - 14   | 2 514 679                                 | 14 546    | 198 848    | 2 585   | 23 251    | 461 423    | 63 798    | 22 130    | 366 078    | 3 667 338       |
| 15 - 19   | 3 094 156                                 | 20 116    | 223 739    | 2 552   | 64 248    | 436 828    | 70 210    | 11 965    | 450 520    | 4 374 334       |
| 20 - 24   | 5 312 213                                 | 50 800    | 494 438    | 5 241   | 126 750   | 936 536    | 186 795   | 31 734    | 960 231    | 8 104 738       |
| 25 - 34   | 9 114 532                                 | 120 516   | 1 001 532  | 12 261  | 258 393   | 1 796 701  | 359 559   | 81 056    | 2 262 318  | 15 006 868      |
| 35 - 44   | 9 509 485                                 | 279 319   | 3 081 687  | 85 953  | 788 248   | 3 742 902  | 985 795   | 579 060   | 4 742 935  | 23 795 384      |
| 45 - 54   | 6 091 754                                 | 376 106   | 5 891 838  | 85 816  | 2 627 301 | 5 557 438  | 1 630 926 | 650 018   | 3 345 378  | 26 256 575      |
| 55 - 59   | 1 902 579                                 | 140 976   | 1 288 799  | 15 562  | 934 546   | 2 643 636  | 691 023   | 113 693   | 1 032 399  | 8 763 213       |
| 60 - 74   | 1 338 380                                 | 156 993   | 1 110 634  | 15 805  | 575 578   | 3 996 589  | 1 118 239 | 131 063   | 1 436 310  | 9 879 591       |
| 75+   | 252 890                                   | 59 458    | 229 401    | 4 457   | 39 579    | 2 081 694  | 377 301   | 51 404    | 660 013    | 3 756 197       |
| Jumlah/Total  | 41 494 941                                | 1 254 501 | 13 824 251 | 234 070 | 5 592 897 | 22 492 176 | 5 619 022 | 1 739 486 | 15 956 423 | 108 207 767     |

## Catatan/Note :

- \*) 1. Pertanian, Kehutanan, Perburuan dan Perikanan/Agriculture, Forestry, Hunting and Fishery 2. Pertambangan dan Penggalian/  
 Mining and Quarrying 3. Industri Pengolahan/Manufacturing Industry 4. Listrik, Gas dan Air/Electricity, Gas and Water  
 5. Bangunan/Construction 6. Perdagangan Besar, Eceran, Rumah Makan dan Hotel/Wholesale Trade, Retail Trade, Restaurant and Hotels  
 7. Angkutan, Pergudangan dan Komunikasi/Transportation, Storage and Communication 8. Keuangan, Asuransi, Usaha Persewaan Bangunan,  
 Tanah dan Jasa Perusahaan/Financing, Insurance, Real Estate and Business Services 9. Jasa Kemasyarakatan, Sosial dan Perorangan/  
 Community, Social and Personal Services

\*\*) Sementara Tidak Bekerja/Temporarily Not Working

Tabel 14.2 Penduduk Berumur 15 Tahun ke Atas yang Bekerja Selama Seminggu yang lalu Menurut Jumlah Jam Kerja Seluruhnya dan Lapangan Pekerjaan Utama  
 Table 14.2 Population 15 Years of Age and Over Who Worked During the Previous Week by Total Working Hours and Main Industry (Agustus/August 2010)

| Perkotaan/Urban                                       |   |         |           |         |           |            |           |           |            |            | Laki-laki+Perempuan/Male+Female |
|---|---|---------|-----------|---------|-----------|------------|-----------|-----------|------------|------------|---------------------------------|
| Jumlah Jam Kerja<br>Seluruhnya<br>Total Working Hours | Lapangan Pekerjaan Utama/Main Industry *) |         |           |         |           |            |           |           |            |            | Jumlah<br>Total                 |
|   | 1   | 2       | 3         | 4       | 5         | 6          | 7         | 8         | 9          |            |                                 |
| (1)   | (2)                                       | (3)     | (4)       | (5)     | (6)       | (7)        | (8)       | (9)       | (10)       | (11)       |                                 |
| 0 **)   | 124 867                                   | 9 745   | 92 330    | 1 615   | 76 859    | 311 166    | 49 726    | 28 477    | 195 158    | 889 943    |                                 |
| 1 - 4   | 25 857                                    | 173     | 5 283     | 211     | 720       | 25 390     | 3 154     | 11 164    | 38 458     | 110 410    |                                 |
| 5 - 9   | 118 210                                   | 2 411   | 30 843    | 266     | 12 505    | 109 179    | 15 561    | 16 846    | 130 809    | 436 630    |                                 |
| 10 - 14   | 253 881                                   | 3 266   | 62 611    | 1 527   | 12 967    | 244 739    | 33 439    | 15 983    | 216 223    | 844 636    |                                 |
| 15 - 19   | 289 759                                   | 3 896   | 79 713    | 867     | 29 201    | 201 075    | 38 821    | 6 083     | 234 023    | 883 438    |                                 |
| 20 - 24   | 492 459                                   | 8 199   | 178 525   | 2 944   | 60 147    | 499 125    | 88 315    | 20 501    | 542 666    | 1 892 881  |                                 |
| 25 - 34   | 809 770                                   | 23 351  | 377 131   | 6 816   | 109 494   | 939 705    | 182 902   | 55 655    | 1 203 729  | 3 708 553  |                                 |
| 35 - 44   | 903 716                                   | 98 033  | 1 858 698 | 67 743  | 400 387   | 2 289 600  | 616 806   | 506 942   | 3 211 392  | 9 953 317  |                                 |
| 45 - 54   | 638 209                                   | 118 556 | 3 896 209 | 64 692  | 1 394 095 | 3 926 827  | 1 074 226 | 531 280   | 2 359 767  | 14 003 861 |                                 |
| 55 - 59   | 261 073                                   | 41 244  | 663 068   | 11 154  | 413 773   | 1 656 601  | 409 121   | 88 039    | 688 658    | 4 232 731  |                                 |
| 60 - 74   | 271 909                                   | 58 079  | 653 602   | 10 783  | 277 550   | 2 570 202  | 695 602   | 105 224   | 1 055 830  | 5 698 781  |                                 |
| 75+   | 72 785                                    | 29 879  | 136 310   | 3 280   | 23 622    | 1 272 602  | 256 673   | 41 438    | 541 026    | 2 377 615  |                                 |
| Jumlah/Total  | 4 262 495                                 | 396 832 | 8 034 323 | 171 898 | 2 811 320 | 14 046 211 | 3 464 346 | 1 427 632 | 10 417 739 | 45 032 796 |                                 |

## Catatan/Note :

- \*) 1. Pertanian, Kehutanan, Perburuan dan Perikanan/Agriculture, Forestry, Hunting and Fishery 2. Pertambangan dan Penggalian/  
 Mining and Quarrying 3. Industri Pengolahan/Manufacturing Industry 4. Listrik, Gas dan Air/Electricity, Gas and Water  
 5. Bangunan/Construction 6. Perdagangan Besar, Eceran, Rumah Makan dan Hotel/Wholesale Trade, Retail Trade, Restaurant and Hotels  
 7. Angkutan, Pergudangan dan Komunikasi/Transportation, Storage and Communication 8. Keuangan, Asuransi, Usaha Persewaan Bangunan,  
 Tanah dan Jasa Perusahaan/Financing, Insurance, Real Estate and Business Services 9. Jasa Kemasyarakatan, Sosial dan Perorangan/  
 Community, Social and Personal Services

\*\*) Sementara Tidak Bekerja/Temporarily Not Working



Tabel 14.3 Penduduk Berumur 15 Tahun ke Atas yang Bekerja Selama Seminggu yang lalu Menurut Jumlah Jam Kerja Seluruhnya dan Lapangan Pekerjaan Utama  
 Table 14.3 Population 15 Years of Age and Over Who Worked During the Previous Week by Total Working Hours and Main Industry (Agustus/August 2010)

| Perdesaan/Rural                                       |   |         |           |        |           |           |           |         |           |                 | Laki-laki+Perempuan/Male+Female |
|---|---|---------|-----------|--------|-----------|-----------|-----------|---------|-----------|-----------------|---------------------------------|
| Jumlah Jam Kerja<br>Seluruhnya<br>Total Working Hours | Lapangan Pekerjaan Utama/Main Industry *) |         |           |        |           |           |           |         |           | Jumlah<br>Total |                                 |
|   | 1   | 2       | 3         | 4      | 5         | 6         | 7         | 8       | 9         |                 |                                 |
| (1)   | (2)                                       | (3)     | (4)       | (5)    | (6)       | (7)       | (8)       | (9)     | (10)      | (11)            |                                 |
| 0 **)   | 907 987                                   | 16 881  | 96 418    | 1 217  | 54 135    | 264 226   | 50 488    | 7 938   | 198 236   | 1 597 526       |                                 |
| 1 - 4   | 194 538                                   | 1 330   | 12 397    | 372    | 899       | 18 566    | 2 974     | 1 009   | 32 272    | 264 357         |                                 |
| 5 - 9   | 992 814                                   | 5 131   | 66 064    | 157    | 9 885     | 109 902   | 13 473    | 1 929   | 105 308   | 1 304 663       |                                 |
| 10 - 14   | 2 260 798                                 | 11 280  | 136 237   | 1 058  | 10 284    | 216 684   | 30 359    | 6 147   | 149 855   | 2 822 702       |                                 |
| 15 - 19   | 2 804 397                                 | 16 220  | 144 026   | 1 685  | 35 047    | 235 753   | 31 389    | 5 882   | 216 497   | 3 490 896       |                                 |
| 20 - 24   | 4 819 754                                 | 42 601  | 315 913   | 2 297  | 66 603    | 437 411   | 98 480    | 11 233  | 417 565   | 6 211 857       |                                 |
| 25 - 34   | 8 304 762                                 | 97 165  | 624 401   | 5 445  | 148 899   | 856 996   | 176 657   | 25 401  | 1 058 589 | 11 298 315      |                                 |
| 35 - 44   | 8 605 769                                 | 181 286 | 1 222 989 | 18 210 | 387 861   | 1 453 302 | 368 989   | 72 118  | 1 531 543 | 13 842 067      |                                 |
| 45 - 54   | 5 453 545                                 | 257 550 | 1 995 629 | 21 124 | 1 233 206 | 1 630 611 | 556 700   | 118 738 | 985 611   | 12 252 714      |                                 |
| 55 - 59   | 1 641 506                                 | 99 732  | 625 731   | 4 408  | 520 773   | 987 035   | 281 902   | 25 654  | 343 741   | 4 530 482       |                                 |
| 60 - 74   | 1 066 471                                 | 98 914  | 457 032   | 5 022  | 298 028   | 1 426 387 | 422 637   | 25 839  | 380 480   | 4 180 810       |                                 |
| 75+   | 180 105                                   | 29 579  | 93 091    | 1 177  | 15 957    | 809 092   | 120 628   | 9 966   | 118 987   | 1 378 582       |                                 |
| Jumlah/Total  | 37 232 446                                | 857 669 | 5 789 928 | 62 172 | 2 781 577 | 8 445 965 | 2 154 676 | 311 854 | 5 538 684 | 63 174 971      |                                 |

## Catatan/Note :

- \*) 1. Pertanian, Kehutanan, Perburuan dan Perikanan/Agriculture, Forestry, Hunting and Fishery 2. Pertambangan dan Penggalian/  
 Mining and Quarrying 3. Industri Pengolahan/Manufacturing Industry 4. Listrik, Gas dan Air/Electricity, Gas and Water  
 5. Bangunan/Construction 6. Perdagangan Besar, Eceran, Rumah Makan dan Hotel/Wholesale Trade, Retail Trade, Restaurant and Hotels  
 7. Angkutan, Pergudangan dan Komunikasi/Transportation, Storage and Communication 8. Keuangan, Asuransi, Usaha Persewaan Bangunan,  
 Tanah dan Jasa Perusahaan/Financing, Insurance, Real Estate and Business Services 9. Jasa Kemasyarakatan, Sosial dan Perorangan/  
 Community, Social and Personal Services

\*\*) Sementara Tidak Bekerja/Temporarily Not Working

Tabel 14.4 Penduduk Berumur 15 Tahun ke Atas yang Bekerja Selama Seminggu yang lalu Menurut Jumlah Jam Kerja Seluruhnya dan Lapangan Pekerjaan Utama  
 Table 14.4 Population 15 Years of Age and Over Who Worked During the Previous Week by Total Working Hours and Main Industry (Agustus/August 2010)

| Perkotaan+Perdesaan/Urban+Rural                       |   |           |           |         |           |            |           |           |           | Laki-laki/Male  |
|---|---|-----------|-----------|---------|-----------|------------|-----------|-----------|-----------|-----------------|
| Jumlah Jam Kerja<br>Seluruhnya<br>Total Working Hours | Lapangan Pekerjaan Utama/Main Industry *) |           |           |         |           |            |           |           |           | Jumlah<br>Total |
|   | 1   | 2         | 3         | 4       | 5         | 6          | 7         | 8         | 9         |                 |
| (1)   | (2)                                       | (3)       | (4)       | (5)     | (6)       | (7)        | (8)       | (9)       | (10)      | (11)            |
| 0 **)   | 697 373                                   | 24 996    | 96 262    | 2 389   | 129 818   | 290 847    | 93 594    | 26 224    | 183 522   | 1 545 025       |
| 1 - 4   | 84 287                                    | 1 503     | 6 346     | 511     | 1 619     | 17 736     | 5 197     | 7 703     | 24 039    | 148 941         |
| 5 - 9   | 421 043                                   | 4 876     | 28 160    | 377     | 21 340    | 83 367     | 22 887    | 11 584    | 76 431    | 670 065         |
| 10 - 14   | 1 016 478                                 | 9 216     | 51 241    | 2 409   | 21 694    | 151 366    | 54 618    | 13 610    | 126 454   | 1 447 086       |
| 15 - 19   | 1 379 760                                 | 13 233    | 73 205    | 2 488   | 62 012    | 167 626    | 61 542    | 7 195     | 171 275   | 1 938 336       |
| 20 - 24   | 2 686 073                                 | 33 318    | 161 601   | 5 156   | 121 200   | 337 711    | 169 930   | 19 188    | 376 911   | 3 911 088       |
| 25 - 34   | 5 569 856                                 | 94 033    | 388 239   | 11 445  | 250 431   | 748 378    | 328 245   | 50 666    | 1 065 025 | 8 506 318       |
| 35 - 44   | 6 550 075                                 | 236 806   | 1 607 376 | 74 505  | 757 492   | 1 840 436  | 876 145   | 359 585   | 2 813 471 | 15 115 891      |
| 45 - 54   | 4 771 310                                 | 345 940   | 3 664 984 | 79 342  | 2 567 156 | 3 270 478  | 1 449 766 | 482 808   | 2 261 498 | 18 893 282      |
| 55 - 59   | 1 606 800                                 | 134 583   | 869 694   | 14 407  | 919 913   | 1 464 161  | 647 423   | 89 795    | 701 998   | 6 448 774       |
| 60 - 74   | 1 162 699                                 | 148 973   | 713 101   | 14 558  | 564 143   | 2 090 237  | 1 070 654 | 113 118   | 834 204   | 6 711 687       |
| 75+   | 227 384                                   | 57 472    | 166 022   | 4 291   | 38 504    | 938 376    | 357 337   | 46 665    | 289 679   | 2 125 730       |
| Jumlah/Total  | 26 173 138                                | 1 104 949 | 7 826 231 | 211 878 | 5 455 322 | 11 400 719 | 5 137 338 | 1 228 141 | 8 924 507 | 67 462 223      |

## Catatan/Note :

- \*) 1. Pertanian, Kehutanan, Perburuan dan Perikanan/Agriculture, Forestry, Hunting and Fishery 2. Pertambangan dan Penggalian/  
 Mining and Quarrying 3. Industri Pengolahan/Manufacturing Industry 4. Listrik, Gas dan Air/Electricity, Gas and Water  
 5. Bangunan/Construction 6. Perdagangan Besar, Eceran, Rumah Makan dan Hotel/Wholesale Trade, Retail Trade, Restaurant and Hotels  
 7. Angkutan, Pergudangan dan Komunikasi/Transportation, Storage and Communication 8. Keuangan, Asuransi, Usaha Persewaan Bangunan,  
 Tanah dan Jasa Perusahaan/Financing, Insurance, Real Estate and Business Services 9. Jasa Kemasyarakatan, Sosial dan Perorangan/  
 Community, Social and Personal Services

\*\*) Sementara Tidak Bekerja/Temporarily Not Working

Tabel 14.5 Penduduk Berumur 15 Tahun ke Atas yang Bekerja Selama Seminggu yang lalu Menurut Jumlah Jam Kerja Seluruhnya dan Lapangan Pekerjaan Utama  
 Table 14.5 Population 15 Years of Age and Over Who Worked During the Previous Week by Total Working Hours and Main Industry (Agustus/August 2010)

| Perkotaan+Perdesaan/Urban+Rural                       |   |         |           |        |         |            |         |         |           | Perempuan/Female |
|---|---|---------|-----------|--------|---------|------------|---------|---------|-----------|------------------|
| Jumlah Jam Kerja<br>Seluruhnya<br>Total Working Hours | Lapangan Pekerjaan Utama/Main Industry *) |         |           |        |         |            |         |         |           | Jumlah<br>Total  |
|   | 1   | 2       | 3         | 4      | 5       | 6          | 7       | 8       | 9         |                  |
| (1)   | (2)                                       | (3)     | (4)       | (5)    | (6)     | (7)        | (8)     | (9)     | (10)      | (11)             |
| 0 **)   | 335 481                                   | 1 630   | 92 486    | 443    | 1 176   | 284 545    | 6 620   | 10 191  | 209 872   | 942 444          |
| 1 - 4   | 136 108                                   | -       | 11 334    | 72     | -       | 26 220     | 931     | 4 470   | 46 691    | 225 826          |
| 5 - 9   | 689 981                                   | 2 666   | 68 747    | 46     | 1 050   | 135 714    | 6 147   | 7 191   | 159 686   | 1 071 228        |
| 10 - 14   | 1 498 201                                 | 5 330   | 147 607   | 176    | 1 557   | 310 057    | 9 180   | 8 520   | 239 624   | 2 220 252        |
| 15 - 19   | 1 714 396                                 | 6 883   | 150 534   | 64     | 2 236   | 269 202    | 8 668   | 4 770   | 279 245   | 2 435 998        |
| 20 - 24   | 2 626 140                                 | 17 482  | 332 837   | 85     | 5 550   | 598 825    | 16 865  | 12 546  | 583 320   | 4 193 650        |
| 25 - 34   | 3 544 676                                 | 26 483  | 613 293   | 816    | 7 962   | 1 048 323  | 31 314  | 30 390  | 1 197 293 | 6 500 550        |
| 35 - 44   | 2 959 410                                 | 42 513  | 1 474 311 | 11 448 | 30 756  | 1 902 466  | 109 650 | 219 475 | 1 929 464 | 8 679 493        |
| 45 - 54   | 1 320 444                                 | 30 166  | 2 226 854 | 6 474  | 60 145  | 2 286 960  | 181 160 | 167 210 | 1 083 880 | 7 363 293        |
| 55 - 59   | 295 779                                   | 6 393   | 419 105   | 1 155  | 14 633  | 1 179 475  | 43 600  | 23 898  | 330 401   | 2 314 439        |
| 60 - 74   | 175 681                                   | 8 020   | 397 533   | 1 247  | 11 435  | 1 906 352  | 47 585  | 17 945  | 602 106   | 3 167 904        |
| 75+   | 25 506                                    | 1 986   | 63 379    | 166    | 1 075   | 1 143 318  | 19 964  | 4 739   | 370 334   | 1 630 467        |
| Jumlah/Total  | 15 321 803                                | 149 552 | 5 998 020 | 22 192 | 137 575 | 11 091 457 | 481 684 | 511 345 | 7 031 916 | 40 745 544       |

## Catatan/Note :

- \*) 1. Pertanian, Kehutanan, Perburuan dan Perikanan/Agriculture, Forestry, Hunting and Fishery 2. Pertambangan dan Penggalian/  
 Mining and Quarrying 3. Industri Pengolahan/Manufacturing Industry 4. Listrik, Gas dan Air/Electricity, Gas and Water  
 5. Bangunan/Construction 6. Perdagangan Besar, Eceran, Rumah Makan dan Hotel/Wholesale Trade, Retail Trade, Restaurant and Hotels  
 7. Angkutan, Pergudangan dan Komunikasi/Transportation, Storage and Communication 8. Keuangan, Asuransi, Usaha Persewaan Bangunan,  
 Tanah dan Jasa Perusahaan/Financing, Insurance, Real Estate and Business Services 9. Jasa Kemasyarakatan, Sosial dan Perorangan/  
 Community, Social and Personal Services

\*\*) Sementara Tidak Bekerja/Temporarily Not Working

Tabel  
15.1  
Table

Penduduk Berumur 15 Tahun ke Atas yang Bekerja Selama Seminggu yang lalu  
Menurut Jumlah Jam Kerja Seluruhnya dan Status Pekerjaan Utama  
*Population 15 Years of Age and Over Who Worked During the Previous Week  
by Total Working Hours and Main Employment Status*  
(Agustus/August 2010)

| Perkotaan+Perdesaan/Urban+Rural                       |  | Laki-laki+Perempuan/Male+Female |           |            |           |           |            |                 |
|---|--|---------------------------------|-----------|------------|-----------|-----------|------------|-----------------|
| Jumlah Jam Kerja<br>Seluruhnya<br>Total Working Hours | Status Pekerjaan Utama/Main Employment Status *) |                                 |           |            |           |           |            | Jumlah<br>Total |
|   | 1  | 2                               | 3         | 4          | 5         | 6         | 7          |                 |
| (1)   | (2)  | (3)                             | (4)       | (5)        | (6)       | (7)       | (8)        | (9)             |
| 0 **)   | 737 793  | 983 710                         | 131 704   | 634 262    | -         | -         | -          | 2 487 469       |
| 1 - 4   | 84 044   | 39 327                          | 9 883     | 33 530     | 12 416    | 15 615    | 179 952    | 374 767         |
| 5 - 9   | 308 033  | 242 324                         | 37 996    | 163 730    | 98 921    | 70 417    | 819 872    | 1 741 293       |
| 10 - 14   | 593 511  | 627 594                         | 74 693    | 299 547    | 214 323   | 87 547    | 1 770 123  | 3 667 338       |
| 15 - 19   | 675 961  | 828 067                         | 76 994    | 449 346    | 413 538   | 138 476   | 1 791 952  | 4 374 334       |
| 20 - 24   | 1 367 906  | 1 684 396                       | 158 844   | 1 060 310  | 756 664   | 279 529   | 2 797 089  | 8 104 738       |
| 25 - 34   | 2 501 409  | 3 650 029                       | 289 397   | 2 735 246  | 1 331 831 | 476 190   | 4 022 766  | 15 006 868      |
| 35 - 44   | 4 100 721  | 4 875 069                       | 524 511   | 8 313 351  | 1 373 042 | 839 801   | 3 768 889  | 23 795 384      |
| 45 - 54   | 4 658 327  | 4 335 538                       | 775 300   | 11 660 804 | 907 651   | 1 893 842 | 2 025 113  | 26 256 575      |
| 55 - 59   | 2 059 250  | 1 638 455                       | 455 574   | 2 777 557  | 386 724   | 764 563   | 681 090    | 8 763 213       |
| 60 - 74   | 2 834 741  | 1 893 448                       | 528 655   | 3 193 758  | 278 647   | 493 117   | 657 225    | 9 879 591       |
| 75+   | 1 108 875  | 884 034                         | 198 313   | 1 200 076  | 41 353    | 72 964    | 250 582    | 3 756 197       |
| Jumlah/Total  | 21 030 571                                       | 21 681 991                      | 3 261 864 | 32 521 517 | 5 815 110 | 5 132 061 | 18 764 653 | 108 207 767     |

Catatan/Note :

- \*) 1. Berusaha sendiri/*Own Account Workers*  
 2. Berusaha dibantu buruh tidak tetap/Buruh tidak dibayar  
*Employer Assisted by Temporary Worker/Unpaid Worker*  
 3. Berusaha dibantu buruh tetap/buruh dibayar/*Employer Assisted by Permanent Worker*  
 4. Buruh/Karyawan/Pegawai/*Employee*  
 5. Pekerja bebas di pertanian/*Casual Employee in Agriculture*  
 6. Pekerja bebas di nonpertanian/*Casual Employee not in Agriculture*  
 7. Pekerja keluarga/tak dibayar/*Family Worker*

\*\*) Sementara Tidak Bekerja/*Temporarily Not Working*

Tabel  
15.2  
Table

Penduduk Berumur 15 Tahun ke Atas yang Bekerja Selama Seminggu yang lalu  
Menurut Jumlah Jam Kerja Seluruhnya dan Status Pekerjaan Utama  
Population 15 Years of Age and Over Who Worked During the Previous Week  
by Total Working Hours and Main Employment Status  
(Agustus/August 2010)

| Jumlah Jam Kerja<br>Seluruhnya<br>Total Working Hours | Status Pekerjaan Utama/Main Employment Status *) |           |           |            |         |           |           | Jumlah<br>Total |
|---|--|-----------|-----------|------------|---------|-----------|-----------|-----------------|
|   | 1  | 2         | 3         | 4          | 5       | 6         | 7         |                 |
|   | (1)  | (2)       | (3)       | (4)        | (5)     | (6)       | (7)       |                 |
| 0 **)   | 343 032  | 189 398   | 52 178    | 305 335    | -       | -         | -         | 889 943         |
| 1 - 4   | 42 628   | 9 027     | 3 281     | 15 337     | 1 673   | 8 406     | 30 058    | 110 410         |
| 5 - 9   | 125 074  | 43 822    | 11 858    | 81 561     | 18 453  | 37 452    | 118 410   | 436 630         |
| 10 - 14   | 213 851  | 91 506    | 27 640    | 150 456    | 35 071  | 39 171    | 286 941   | 844 636         |
| 15 - 19   | 208 524  | 103 624   | 22 793    | 188 908    | 77 530  | 66 298    | 215 761   | 883 438         |
| 20 - 24   | 459 270  | 227 236   | 59 025    | 504 859    | 118 695 | 134 309   | 389 487   | 1 892 881       |
| 25 - 34   | 866 293  | 447 582   | 105 088   | 1 316 147  | 217 893 | 200 942   | 554 608   | 3 708 553       |
| 35 - 44   | 1 869 345  | 1 001 217 | 247 894   | 5 582 040  | 217 992 | 349 152   | 685 677   | 9 953 317       |
| 45 - 54   | 2 515 561  | 1 323 476 | 448 557   | 8 283 148  | 128 827 | 823 736   | 480 556   | 14 003 861      |
| 55 - 59   | 1 090 584  | 545 298   | 261 389   | 1 740 367  | 61 798  | 288 847   | 244 448   | 4 232 731       |
| 60 - 74   | 1 682 375  | 863 858   | 347 983   | 2 247 392  | 49 988  | 200 630   | 306 555   | 5 698 781       |
| 75+   | 679 847  | 451 208   | 145 935   | 910 506    | 12 468  | 40 503    | 137 148   | 2 377 615       |
| Jumlah/Total  | 10 096 384                                       | 5 297 252 | 1 733 621 | 21 326 056 | 940 388 | 2 189 446 | 3 449 649 | 45 032 796      |

## Catatan/Note :

- \*) 1. Berusaha sendiri/Own Account Workers  
 2. Berusaha dibantu buruh tidak tetap/Buruh tidak dibayar  
 Employer Assisted by Temporary Worker/Unpaid Worker  
 3. Berusaha dibantu buruh tetap/buruh dibayar/Employer Assisted by Permanent Worker  
 4. Buruh/Karyawan/Pegawai/Employee  
 5. Pekerja bebas di pertanian/Casual Employee in Agriculture  
 6. Pekerja bebas di nonpertanian/Casual Employee not in Agriculture  
 7. Pekerja keluarga/tak dibayar/Family Worker

\*\*) Sementara Tidak Bekerja/Temporarily Not Working

Tabel 15.3 Penduduk Berumur 15 Tahun ke Atas yang Bekerja Selama Seminggu yang lalu Menurut Jumlah Jam Kerja Seluruhnya dan Status Pekerjaan Utama  
 Table Population 15 Years of Age and Over Who Worked During the Previous Week by Total Working Hours and Main Employment Status (Agustus/August 2010)

| Jumlah Jam Kerja<br>Seluruhnya<br>Total Working Hours | Status Pekerjaan Utama/Main Employment Status *) |            |           |            |           |           |            | Jumlah<br>Total |
|---|--|------------|-----------|------------|-----------|-----------|------------|-----------------|
|   | 1  | 2          | 3         | 4          | 5         | 6         | 7          |                 |
|   | (1)  | (2)        | (3)       | (4)        | (5)       | (6)       | (7)        |                 |
| 0 **)   | 394 761  | 794 312    | 79 526    | 328 927    | -         | -         | -          | 1 597 526       |
| 1 - 4   | 41 416   | 30 300     | 6 602     | 18 193     | 10 743    | 7 209     | 149 894    | 264 357         |
| 5 - 9   | 182 959  | 198 502    | 26 138    | 82 169     | 80 468    | 32 965    | 701 462    | 1 304 663       |
| 10 - 14   | 379 660  | 536 088    | 47 053    | 149 091    | 179 252   | 48 376    | 1 483 182  | 2 822 702       |
| 15 - 19   | 467 437  | 724 443    | 54 201    | 260 438    | 336 008   | 72 178    | 1 576 191  | 3 490 896       |
| 20 - 24   | 908 636  | 1 457 160  | 99 819    | 555 451    | 637 969   | 145 220   | 2 407 602  | 6 211 857       |
| 25 - 34   | 1 635 116  | 3 202 447  | 184 309   | 1 419 099  | 1 113 938 | 275 248   | 3 468 158  | 11 298 315      |
| 35 - 44   | 2 231 376  | 3 873 852  | 276 617   | 2 731 311  | 1 155 050 | 490 649   | 3 083 212  | 13 842 067      |
| 45 - 54   | 2 142 766  | 3 012 062  | 326 743   | 3 377 656  | 778 824   | 1 070 106 | 1 544 557  | 12 252 714      |
| 55 - 59   | 968 666  | 1 093 157  | 194 185   | 1 037 190  | 324 926   | 475 716   | 436 642    | 4 530 482       |
| 60 - 74   | 1 152 366  | 1 029 590  | 180 672   | 946 366    | 228 659   | 292 487   | 350 670    | 4 180 810       |
| 75+   | 429 028  | 432 826    | 52 378    | 289 570    | 28 885    | 32 461    | 113 434    | 1 378 582       |
| Jumlah/Total  | 10 934 187                                       | 16 384 739 | 1 528 243 | 11 195 461 | 4 874 722 | 2 942 615 | 15 315 004 | 63 174 971      |

## Catatan/Note :

- \*) 1. Berusaha sendiri/*Own Account Workers*  
 2. Berusaha dibantu buruh tidak tetap/Buruh tidak dibayar  
*Employer Assisted by Temporary Worker/Unpaid Worker*  
 3. Berusaha dibantu buruh tetap/buruh dibayar/*Employer Assisted by Permanent Worker*  
 4. Buruh/Karyawan/Pegawai/*Employee*  
 5. Pekerja bebas di pertanian/*Casual Employee in Agriculture*  
 6. Pekerja bebas di nonpertanian/*Casual Employee not in Agriculture*  
 7. Pekerja keluarga/tak dibayar/*Family Worker*

\*\*) Sementara Tidak Bekerja/*Temporarily Not Working*

Tabel 15.4 Penduduk Berumur 15 Tahun ke Atas yang Bekerja Selama Seminggu yang lalu Menurut Jumlah Jam Kerja Seluruhnya dan Status Pekerjaan Utama  
 Table 15.4 Population 15 Years of Age and Over Who Worked During the Previous Week by Total Working Hours and Main Employment Status (Agustus/August 2010)

| Perkotaan+Perdesaan/Urban+Rural                       |  |            |           |            |           |           |           | Laki-laki/Male  |
|---|--|------------|-----------|------------|-----------|-----------|-----------|-----------------|
| Jumlah Jam Kerja<br>Seluruhnya<br>Total Working Hours | Status Pekerjaan Utama/Main Employment Status *) |            |           |            |           |           |           | Jumlah<br>Total |
|   | 1  | 2          | 3         | 4          | 5         | 6         | 7         |                 |
| (1)   | (2)  | (3)        | (4)       | (5)        | (6)       | (7)       | (8)       | (9)             |
| 0 **)   | 422 174  | 638 376    | 96 471    | 388 004    | -         | -         | -         | 1 545 025       |
| 1 - 4   | 38 419   | 26 389     | 6 676     | 15 521     | 5 618     | 6 153     | 50 165    | 148 941         |
| 5 - 9   | 140 380  | 150 097    | 28 489    | 68 505     | 38 417    | 35 405    | 208 772   | 670 065         |
| 10 - 14   | 288 560  | 409 806    | 49 962    | 127 088    | 89 291    | 48 402    | 433 977   | 1 447 086       |
| 15 - 19   | 364 860  | 606 270    | 59 901    | 204 676    | 178 716   | 97 665    | 426 248   | 1 938 336       |
| 20 - 24   | 788 382  | 1 268 577  | 123 381   | 509 332    | 371 102   | 181 600   | 668 714   | 3 911 088       |
| 25 - 34   | 1 550 899  | 2 980 082  | 229 671   | 1 476 854  | 844 047   | 342 513   | 1 082 252 | 8 506 318       |
| 35 - 44   | 2 698 734  | 3 975 189  | 443 221   | 5 270 890  | 953 552   | 680 996   | 1 093 309 | 15 115 891      |
| 45 - 54   | 3 423 867  | 3 545 734  | 672 623   | 8 063 557  | 711 042   | 1 750 027 | 726 432   | 18 893 282      |
| 55 - 59   | 1 511 270  | 1 260 461  | 393 198   | 2 026 765  | 321 000   | 696 503   | 239 577   | 6 448 774       |
| 60 - 74   | 1 985 908  | 1 229 875  | 445 798   | 2 154 212  | 238 682   | 450 864   | 206 348   | 6 711 687       |
| 75+   | 625 940  | 469 502    | 155 004   | 718 571    | 38 854    | 59 255    | 58 604    | 2 125 730       |
| Jumlah/Total  | 13 839 393                                       | 16 560 358 | 2 704 395 | 21 023 975 | 3 790 321 | 4 349 383 | 5 194 398 | 67 462 223      |

## Catatan/Note :

- \*) 1. Berusaha sendiri/*Own Account Workers*  
 2. Berusaha dibantu buruh tidak tetap/Buruh tidak dibayar  
*Employer Assisted by Temporary Worker/Unpaid Worker*  
 3. Berusaha dibantu buruh tetap/buruh dibayar/*Employer Assisted by Permanent Worker*  
 4. Buruh/Karyawan/Pegawai/*Employee*  
 5. Pekerja bebas di pertanian/*Casual Employee in Agriculture*  
 6. Pekerja bebas di nonpertanian/*Casual Employee not in Agriculture*  
 7. Pekerja keluarga/tak dibayar/*Family Worker*

\*\*) Sementara Tidak Bekerja/*Temporarily Not Working*

Tabel  
15.5  
Table

Penduduk Berumur 15 Tahun ke Atas yang Bekerja Selama Seminggu yang lalu  
Menurut Jumlah Jam Kerja Seluruhnya dan Status Pekerjaan Utama  
*Population 15 Years of Age and Over Who Worked During the Previous Week  
by Total Working Hours and Main Employment Status*  
(Agustus/August 2010)

| Perkotaan+Perdesaan/Urban+Rural                       |  |           |         |            |           |         |            | Perempuan/Female |
|---|--|-----------|---------|------------|-----------|---------|------------|------------------|
| Jumlah Jam Kerja<br>Seluruhnya<br>Total Working Hours | Status Pekerjaan Utama/Main Employment Status *) |           |         |            |           |         |            | Jumlah<br>Total  |
|   | 1  | 2         | 3       | 4          | 5         | 6       | 7          |                  |
| (1)   | (2)  | (3)       | (4)     | (5)        | (6)       | (7)     | (8)        | (9)              |
| 0 **)   | 315 619  | 345 334   | 35 233  | 246 258    | -         | -       | -          | 942 444          |
| 1 - 4   | 45 625   | 12 938    | 3 207   | 18 009     | 6 798     | 9 462   | 129 787    | 225 826          |
| 5 - 9   | 167 653  | 92 227    | 9 507   | 95 225     | 60 504    | 35 012  | 611 100    | 1 071 228        |
| 10 - 14   | 304 951  | 217 788   | 24 731  | 172 459    | 125 032   | 39 145  | 1 336 146  | 2 220 252        |
| 15 - 19   | 311 101  | 221 797   | 17 093  | 244 670    | 234 822   | 40 811  | 1 365 704  | 2 435 998        |
| 20 - 24   | 579 524  | 415 819   | 35 463  | 550 978    | 385 562   | 97 929  | 2 128 375  | 4 193 650        |
| 25 - 34   | 950 510  | 669 947   | 59 726  | 1 258 392  | 487 784   | 133 677 | 2 940 514  | 6 500 550        |
| 35 - 44   | 1 401 987  | 899 880   | 81 290  | 3 042 461  | 419 490   | 158 805 | 2 675 580  | 8 679 493        |
| 45 - 54   | 1 234 460  | 789 804   | 102 677 | 3 597 247  | 196 609   | 143 815 | 1 298 681  | 7 363 293        |
| 55 - 59   | 547 980  | 377 994   | 62 376  | 750 792    | 65 724    | 68 060  | 441 513    | 2 314 439        |
| 60 - 74   | 848 833  | 663 573   | 82 857  | 1 039 546  | 39 965    | 42 253  | 450 877    | 3 167 904        |
| 75+   | 482 935  | 414 532   | 43 309  | 481 505    | 2 499     | 13 709  | 191 978    | 1 630 467        |
| Jumlah/Total  | 7 191 178  | 5 121 633 | 557 469 | 11 497 542 | 2 024 789 | 782 678 | 13 570 255 | 40 745 544       |

Catatan/Note :

- \*) 1. Berusaha sendiri/*Own Account Workers*  
 2. Berusaha dibantu buruh tidak tetap/Buruh tidak dibayar  
*Employer Assisted by Temporary Worker/Unpaid Worker*  
 3. Berusaha dibantu buruh tetap/buruh dibayar/*Employer Assisted by Permanent Worker*  
 4. Buruh/Karyawan/Pegawai/*Employee*  
 5. Pekerja bebas di pertanian/*Casual Employee in Agriculture*  
 6. Pekerja bebas di nonpertanian/*Casual Employee not in Agriculture*  
 7. Pekerja keluarga/tak dibayar/*Family Worker*

\*\*) Sementara Tidak Bekerja/*Temporarily Not Working*



Tabel 16.1 Penduduk Berumur 15 Tahun ke Atas yang Bekerja Selama Seminggu yang lalu Menurut Status Pekerjaan Utama dan Lapangan Pekerjaan Utama  
 Table 16.1 Population 15 Years of Age and Over Who Worked During the Previous Week by Main Employment Status and Main Industry  
 (Agustus/August 2010)

| Status Pekerjaan Utama<br>Main Employment Status   | Lapangan Pekerjaan Utama/Main Industry *) |                  |                   |                |                  |                   |                  |                  |                   | Jumlah Total       |
|--|---|------------------|-------------------|----------------|------------------|-------------------|------------------|------------------|-------------------|--------------------|
|  | 1   | 2                | 3                 | 4              | 5                | 6                 | 7                | 8                | 9                 |                    |
|  | (1)                                       | (2)              | (3)               | (4)            | (5)              | (6)               | (7)              | (8)              | (9)               |                    |
| Berusaha Sendiri/<br>Own Account Worker  | 4 531 534                                 | 242 429          | 2 359 565         | 18 818         | 449 544          | 8 082 179         | 2 741 443        | 156 684          | 2 448 375         | 21 030 571         |
| Berusaha Dibantu Buruh<br>Tidak Tetap/Buruh Tidak<br>Dibayar/Employer<br>Assisted by Temporary<br>Worker/Unpaid Worker | 13 909 111                                | 87 323           | 1 573 864         | 4 912          | 174 786          | 4 887 561         | 493 103          | 59 175           | 492 156           | 21 681 991         |
| Berusaha Dibantu Buruh<br>Tetap/Buruh Dibayar/<br>Employer Assisted by<br>Permanent Worker                             | 893 046                                   | 39 689           | 508 560           | 2 514          | 251 208          | 1 028 779         | 165 389          | 55 314           | 317 365           | 3 261 864          |
| Buruh/Karyawan/Pegawai/<br>Employee  | 2 663 571                                 | 581 827          | 7 425 111         | 202 252        | 1 928 913        | 4 748 557         | 1 752 370        | 1 421 332        | 11 797 584        | 32 521 517         |
| Pekerja Bebas di<br>Pertanian/Casual<br>Employee in Agriculture  | 5 815 110                                 | -                | -                 | -              | -                | -                 | -                | -                | -                 | 5 815 110          |
| Pekerja Bebas di<br>Nonpertanian/Casual<br>Employee not in Agriculture   | -   | 239 363          | 701 247           | 4 937          | 2 762 755        | 339 739           | 368 431          | 24 491           | 691 098           | 5 132 061          |
| Pekerja keluarga/<br>tak dibayar/<br>Family Worker   | 13 682 569                                | 63 870           | 1 255 904         | 637            | 25 691           | 3 405 361         | 98 286           | 22 490           | 209 845           | 18 764 653         |
| <b>Jumlah/Total</b>  | <b>41 494 941</b>                         | <b>1 254 501</b> | <b>13 824 251</b> | <b>234 070</b> | <b>5 592 897</b> | <b>22 492 176</b> | <b>5 619 022</b> | <b>1 739 486</b> | <b>15 956 423</b> | <b>108 207 767</b> |

## Catatan/Note :

- \*) 1. Pertanian, Kehutanan, Perburuan dan Perikanan/Agriculture, Forestry, Hunting and Fishery 2. Pertambangan dan Penggalian/  
 Mining and Quarrying 3. Industri Pengolahan/Manufacturing Industry 4. Listrik, Gas dan Air/Electricity, Gas and Water  
 5. Bangunan/Construction 6. Perdagangan Besar, Eceran, Rumah Makan dan Hotel/Wholesale Trade, Retail Trade, Restaurant and Hotels  
 7. Angkutan, Pergudangan dan Komunikasi/Transportation, Storage and Communication 8. Keuangan, Asuransi, Usaha Persewaan Bangunan,  
 Tanah dan Jasa Perusahaan/Financing, Insurance, Real Estate and Business Services 9. Jasa Kemasyarakatan, Sosial dan Perorangan/  
 Community, Social and Personal Services

Tabel 16.2 Penduduk Berumur 15 Tahun ke Atas yang Bekerja Selama Seminggu yang lalu Menurut Status Pekerjaan Utama dan Lapangan Pekerjaan Utama  
 Table 16.2 Population 15 Years of Age and Over Who Worked During the Previous Week by Main Employment Status and Main Industry  
 (Agustus/August 2010)

| Perkotaan/Urban  |   |                |                  |                |                  |                   |                  |                  |                   |                   | Laki-laki+Perempuan/Male+Female |
|--|---|----------------|------------------|----------------|------------------|-------------------|------------------|------------------|-------------------|-------------------|---------------------------------|
| Status Pekerjaan Utama<br>Main Employment Status   | Lapangan Pekerjaan Utama/Main Industry *) |                |                  |                |                  |                   |                  |                  |                   | Jumlah Total      |                                 |
|  | 1   | 2              | 3                | 4              | 5                | 6                 | 7                | 8                | 9                 |                   |                                 |
| (1)  | (2)                                       | (3)            | (4)              | (5)            | (6)              | (7)               | (8)              | (9)              | (10)              | (11)              |                                 |
| Berusaha Sendiri/<br>Own Account Worker  | 642 672                                   | 55 230         | 1 205 432        | 12 467         | 271 583          | 4 654 529         | 1 576 505        | 131 227          | 1 546 739         | 10 096 384        |                                 |
| Berusaha Dibantu Buruh<br>Tidak Tetap/Buruh Tidak<br>Dibayar/Employer<br>Assisted by Temporary<br>Worker/Unpaid Worker | 1 145 794                                 | 15 658         | 657 702          | 2 489          | 99 374           | 2 718 259         | 296 859          | 47 053           | 314 064           | 5 297 252         |                                 |
| Berusaha Dibantu Buruh<br>Tetap/Buruh Dibayar/<br>Employer Assisted by<br>Permanent Worker                             | 186 085                                   | 7 681          | 293 005          | 1 593          | 133 142          | 743 854           | 86 213           | 43 226           | 238 822           | 1 733 621         |                                 |
| Buruh/Karyawan/Pegawai/<br>Employee  | 503 746                                   | 258 639        | 5 179 298        | 151 738        | 1 210 492        | 3 807 091         | 1 264 368        | 1 174 744        | 7 775 940         | 21 326 056        |                                 |
| Pekerja Bebas di<br>Pertanian/Casual<br>Employee in Agriculture  | 940 388                                   | -              | -                | -              | -                | -                 | -                | -                | -                 | 940 388           |                                 |
| Pekerja Bebas di<br>Nonpertanian/Casual<br>Employee not in Agriculture   | -   | 50 772         | 280 832          | 3 267          | 1 089 087        | 150 362           | 192 054          | 14 404           | 408 668           | 2 189 446         |                                 |
| Pekerja keluarga/<br>tak dibayar/<br>Family Worker   | 843 810                                   | 8 852          | 418 054          | 344            | 7 642            | 1 972 116         | 48 347           | 16 978           | 133 506           | 3 449 649         |                                 |
| <b>Jumlah/Total</b>  | <b>4 262 495</b>                          | <b>396 832</b> | <b>8 034 323</b> | <b>171 898</b> | <b>2 811 320</b> | <b>14 046 211</b> | <b>3 464 346</b> | <b>1 427 632</b> | <b>10 417 739</b> | <b>45 032 796</b> |                                 |

## Catatan/Note :

- \*) 1. Pertanian, Kehutanan, Perburuan dan Perikanan/Agriculture, Forestry, Hunting and Fishery 2. Pertambangan dan Penggalian/  
 Mining and Quarrying 3. Industri Pengolahan/Manufacturing Industry 4. Listrik, Gas dan Air/Electricity, Gas and Water  
 5. Bangunan/Construction 6. Perdagangan Besar, Eceran, Rumah Makan dan Hotel/Wholesale Trade, Retail Trade, Restaurant and Hotels  
 7. Angkutan, Pergudangan dan Komunikasi/Transportation, Storage and Communication 8. Keuangan, Asuransi, Usaha Persewaan Bangunan,  
 Tanah dan Jasa Perusahaan/Financing, Insurance, Real Estate and Business Services 9. Jasa Kemasyarakatan, Sosial dan Perorangan/  
 Community, Social and Personal Services

Tabel 16.3  
Table

Penduduk Berumur 15 Tahun Ke Atas yang Bekerja Selama Seminggu yang lalu Menurut Status Pekerjaan Utama dan Lapangan Pekerjaan Utama  
Population 15 Years of Age and Over Who Worked During the Previous Week by Main Employment Status and Main Industry  
(Agustus/August 2010)

| Perdesaan/Rural  |   |         |           |        |           |           |           |         |           | Laki-laki+Perempuan/Male+Female |
|--|---|---------|-----------|--------|-----------|-----------|-----------|---------|-----------|---------------------------------|
| Status Pekerjaan Utama<br>Main Employment Status   | Lapangan Pekerjaan Utama/Main Industry *) |         |           |        |           |           |           |         |           | Jumlah Total                    |
|  | 1   | 2       | 3         | 4      | 5         | 6         | 7         | 8       | 9         |                                 |
| (1)  | (2)                                       | (3)     | (4)       | (5)    | (6)       | (7)       | (8)       | (9)     | (10)      | (11)                            |
| Berusaha Sendiri/<br>Own Account Worker  | 3 888 862                                 | 187 199 | 1 154 133 | 6 351  | 177 961   | 3 427 650 | 1 164 938 | 25 457  | 901 636   | 10 934 187                      |
| Berusaha Dibantu Buruh<br>Tidak Tetap/Buruh Tidak<br>Dibayar/Employer<br>Assisted by Temporary<br>Worker/Unpaid Worker | 12 763 317                                | 71 665  | 916 162   | 2 423  | 75 412    | 2 169 302 | 196 244   | 12 122  | 178 092   | 16 384 739                      |
| Berusaha Dibantu Buruh<br>Tetap/Buruh Dibayar/<br>Employer Assisted by<br>Permanent Worker                             | 706 961                                   | 32 008  | 215 555   | 921    | 118 066   | 284 925   | 79 176    | 12 088  | 78 543    | 1 528 243                       |
| Buruh/Karyawan/Pegawai/<br>Employee  | 2 159 825                                 | 323 188 | 2 245 813 | 50 514 | 718 421   | 941 466   | 488 002   | 246 588 | 4 021 644 | 11 195 461                      |
| Pekerja Bebas di<br>Pertanian/Casual<br>Employee in Agriculture  | 4 874 722                                 | -       | -         | -      | -         | -         | -         | -       | -         | 4 874 722                       |
| Pekerja Bebas di<br>Nonpertanian/Casual<br>Employee not in Agriculture   | -   | 188 591 | 420 415   | 1 670  | 1 673 668 | 189 377   | 176 377   | 10 087  | 282 430   | 2 942 615                       |
| Pekerja keluarga/<br>tak dibayar/<br>Family Worker   | 12 838 759                                | 55 018  | 837 850   | 293    | 18 049    | 1 433 245 | 49 939    | 5 512   | 76 339    | 15 315 004                      |
| Jumlah/Total   | 37 232 446                                | 857 669 | 5 789 928 | 62 172 | 2 781 577 | 8 445 965 | 2 154 676 | 311 854 | 5 538 684 | 63 174 971                      |

## Catatan/Note :

- \*) 1. Pertanian, Kehutanan, Perburuan dan Perikanan/Agriculture, Forestry, Hunting and Fishery 2. Pertambangan dan Penggalian/  
Mining and Quarrying 3. Industri Pengolahan/Manufacturing Industry 4. Listrik, Gas dan Air/Electricity, Gas and Water  
5. Bangunan/Construction 6. Perdagangan Besar, Eceran, Rumah Makan dan Hotel/Wholesale Trade, Retail Trade, Restaurant and Hotels  
7. Angkutan, Pergudangan dan Komunikasi/Transportation, Storage and Communication 8. Keuangan, Asuransi, Usaha Persewaan Bangunan,  
Tanah dan Jasa Perusahaan/Financing, Insurance, Real Estate and Business Services 9. Jasa Kemasyarakatan, Sosial dan Perorangan/  
Community, Social and Personal Services

Tabel 16.4 Penduduk Berumur 15 Tahun ke Atas yang Bekerja Selama Seminggu yang lalu Menurut Status Pekerjaan Utama dan Lapangan Pekerjaan Utama  
 Table Population 15 Years of Age and Over Who Worked During the Previous Week by Main Employment Status and Main Industry  
 (Agustus/August 2010)

| Perkotaan+Perdesaan/Urban+Rural  |   |                  |                  |                |                  |                   |                  |                  |                  | Laki-laki/Male    |
|--|---|------------------|------------------|----------------|------------------|-------------------|------------------|------------------|------------------|-------------------|
| Status Pekerjaan Utama<br>Main Employment Status   | Lapangan Pekerjaan Utama/Main Industry *) |                  |                  |                |                  |                   |                  |                  |                  | Jumlah Total      |
|  | 1   | 2                | 3                | 4              | 5                | 6                 | 7                | 8                | 9                |                   |
| (1)  | (2)                                       | (3)              | (4)              | (5)            | (6)              | (7)               | (8)              | (9)              | (10)             | (11)              |
| Berusaha Sendiri/<br>Own Account Worker  | 3 650 046                                 | 214 647          | 1 139 126        | 17 110         | 444 410          | 4 084 343         | 2 656 735        | 122 552          | 1 510 424        | 13 839 393        |
| Berusaha Dibantu Buruh<br>Tidak Tetap/Buruh Tidak<br>Dibayar/Employer<br>Assisted by Temporary<br>Worker/Unpaid Worker | 11 966 895                                | 78 074           | 1 008 671        | 4 822          | 170 974          | 2 592 393         | 364 101          | 44 770           | 329 658          | 16 560 358        |
| Berusaha Dibantu Buruh<br>Tetap/Buruh Dibayar/<br>Employer Assisted by<br>Permanent Worker                             | 765 444                                   | 39 202           | 439 694          | 2 514          | 247 647          | 767 122           | 150 669          | 43 882           | 248 221          | 2 704 395         |
| Buruh/Karyawan/Pegawai/<br>Employee  | 2 093 849                                 | 538 648          | 4 551 258        | 182 206        | 1 858 933        | 2 916 973         | 1 564 017        | 988 333          | 6 329 758        | 21 023 975        |
| Pekerja Bebas di<br>Pertanian/Casual<br>Employee in Agriculture  | 3 790 321                                 | -                | -                | -              | -                | -                 | -                | -                | -                | 3 790 321         |
| Pekerja Bebas di<br>Nonpertanian/Casual<br>Employee not in Agriculture   | -   | 211 393          | 382 686          | 4 838          | 2 713 214        | 248 372           | 357 364          | 21 793           | 409 723          | 4 349 383         |
| Pekerja keluarga/<br>tak dibayar/<br>Family Worker   | 3 906 583                                 | 22 985           | 304 796          | 388            | 20 144           | 791 516           | 44 452           | 6 811            | 96 723           | 5 194 398         |
| <b>Jumlah/Total</b>  | <b>26 173 138</b>                         | <b>1 104 949</b> | <b>7 826 231</b> | <b>211 878</b> | <b>5 455 322</b> | <b>11 400 719</b> | <b>5 137 338</b> | <b>1 228 141</b> | <b>8 924 507</b> | <b>67 462 223</b> |

Catatan/Note :

- \*) 1. Pertanian, Kehutanan, Perburuan dan Perikanan/Agriculture, Forestry, Hunting and Fishery 2. Pertambangan dan Penggalian/  
 Mining and Quarrying 3. Industri Pengolahan/Manufacturing Industry 4. Listrik, Gas dan Air/Electricity, Gas and Water  
 5. Bangunan/Construction 6. Perdagangan Besar, Eceran, Rumah Makan dan Hotel/Wholesale Trade, Retail Trade, Restaurant and Hotels  
 7. Angkutan, Pergudangan dan Komunikasi/Transportation, Storage and Communication 8. Keuangan, Asuransi, Usaha Persewaan Bangunan,  
 Tanah dan Jasa Perusahaan/Financing, Insurance, Real Estate and Business Services 9. Jasa Kemasyarakatan, Sosial dan Perorangan/  
 Community, Social and Personal Services

Tabel 16.5 Penduduk Berumur 15 Tahun ke Atas yang Bekerja Selama Seminggu yang lalu Menurut Status Pekerjaan Utama dan Lapangan Pekerjaan Utama  
 Table 16.5 Population 15 Years of Age and Over Who Worked During the Previous Week by Main Employment Status and Main Industry  
 (Agustus/August 2010)

| Perkotaan+Perdesaan/Urban+Rural  |   |                |                  |               |                |                   |                |                |                  | Perempuan/Female  |
|--|---|----------------|------------------|---------------|----------------|-------------------|----------------|----------------|------------------|-------------------|
| Status Pekerjaan Utama<br>Main Employment Status   | Lapangan Pekerjaan Utama/Main Industry *) |                |                  |               |                |                   |                |                |                  | Jumlah Total      |
|  | 1   | 2              | 3                | 4             | 5              | 6                 | 7              | 8              | 9                |                   |
| (1)  | (2)                                       | (3)            | (4)              | (5)           | (6)            | (7)               | (8)            | (9)            | (10)             | (11)              |
| Berusaha Sendiri/<br>Own Account Worker  | 881 488                                   | 27 782         | 1 220 439        | 1 708         | 5 134          | 3 997 836         | 84 708         | 34 132         | 937 951          | 7 191 178         |
| Berusaha Dibantu Buruh<br>Tidak Tetap/Buruh Tidak<br>Dibayar/Employer<br>Assisted by Temporary<br>Worker/Unpaid Worker | 1 942 216                                 | 9 249          | 565 193          | 90            | 3 812          | 2 295 168         | 129 002        | 14 405         | 162 498          | 5 121 633         |
| Berusaha Dibantu Buruh<br>Tetap/Buruh Dibayar/<br>Employer Assisted by<br>Permanent Worker                             | 127 602                                   | 487            | 68 866           | -             | 3 561          | 261 657           | 14 720         | 11 432         | 69 144           | 557 469           |
| Buruh/Karyawan/Pegawai/<br>Employee  | 569 722                                   | 43 179         | 2 873 853        | 20 046        | 69 980         | 1 831 584         | 188 353        | 432 999        | 5 467 826        | 11 497 542        |
| Pekerja Bebas di<br>Pertanian/Casual<br>Employee in Agriculture  | 2 024 789                                 | -              | -                | -             | -              | -                 | -              | -              | -                | 2 024 789         |
| Pekerja Bebas di<br>Nonpertanian/Casual<br>Employee not in Agriculture   | -   | 27 970         | 318 561          | 99            | 49 541         | 91 367            | 11 067         | 2 698          | 281 375          | 782 678           |
| Pekerja keluarga/<br>tak dibayar/<br>Family Worker   | 9 775 986                                 | 40 885         | 951 108          | 249           | 5 547          | 2 613 845         | 53 834         | 15 679         | 113 122          | 13 570 255        |
| <b>Jumlah/Total</b>  | <b>15 321 803</b>                         | <b>149 552</b> | <b>5 998 020</b> | <b>22 192</b> | <b>137 575</b> | <b>11 091 457</b> | <b>481 684</b> | <b>511 345</b> | <b>7 031 916</b> | <b>40 745 544</b> |

Catatan/Note :

\*) 1. Pertanian, Kehutanan, Perburuan dan Perikanan/Agriculture, Forestry, Hunting and Fishery 2. Pertambangan dan Penggalian/  
 Mining and Quarrying 3. Industri Pengolahan/Manufacturing Industry 4. Listrik, Gas dan Air/Electricity, Gas and Water  
 5. Bangunan/Construction 6. Perdagangan Besar, Eceran, Rumah Makan dan Hotel/Wholesale Trade, Retail Trade, Restaurant and Hotels  
 7. Angkutan, Pergudangan dan Komunikasi/Transportation, Storage and Communication 8. Keuangan, Asuransi, Usaha Persewaan Bangunan,  
 Tanah dan Jasa Perusahaan/Financing, Insurance, Real Estate and Business Services 9. Jasa Kemasyarakatan, Sosial dan Perorangan/  
 Community, Social and Personal Services

Tabel 17.1 Penduduk Berumur 15 Tahun ke Atas yang Bekerja Selama Seminggu yang lalu Menurut Jenis Pekerjaan Utama dan Pendidikan Tertinggi yang Ditamatkan  
 Table Population 15 Years of Age and Over Who Worked During the Previous Week by Main Occupation And Educational Attainment  
 (Agustus/August 2010)

| Perkotaan+Perdesaan/Urban+Rural                |   |  | Laki-laki+Perempuan/Male+Female                             |                                     |                               |           |  |                           |                 |  |
|--|---|--|---|-------------------------------------|-------------------------------|-----------|--|---------------------------|-----------------|--|
| Jenis Pekerjaan<br>Utama<br>Main Occupation *) | Tidak/Belum<br>Pernah<br>Sekolah<br>No<br>Schooling | Tidak/Belum<br>Tamat SD<br>Did Not<br>Complete/<br>Not Yet<br>Completed<br>Primary<br>School | Pendidikan Tertinggi yang Ditamatkan/Educational Attainment |                                     |                               |           |  |                           |                 |  |
|  |   |  | Sekolah<br>Dasar<br>Primary<br>School                       | S L T P<br>Junior<br>High<br>School | S M T A<br>Senior High School |           | Diploma<br>I/II/III<br>Akademi<br>Diploma<br>I/II/III<br>Academy | Universitas<br>University | Jumlah<br>Total |  |
| (1)  | (2)   | (3)  | (4)   | (5)                                 | (6)                           | (7)       | (8)  | (9)                       | (10)            |  |
| 0/1  | 32 646  | 58 963   | 134 823   | 189 322                             | 1 056 185                     | 778 402   | 1 500 914  | 3 013 144                 | 6 764 399       |  |
| 2  | -   | 2 367  | 69 586  | 92 059                              | 273 642                       | 101 720   | 61 207   | 362 300                   | 962 881         |  |
| 3  | 834   | 5 410  | 163 253   | 875 102                             | 1 856 568                     | 974 941   | 628 511  | 904 365                   | 5 408 984       |  |
| 4  | 525 384   | 2 517 905  | 5 096 521   | 4 358 030                           | 3 980 961                     | 1 916 730 | 386 460  | 436 372                   | 19 218 363      |  |
| 5  | 123 099   | 728 852  | 1 370 410   | 1 373 787                           | 1 299 551                     | 654 793   | 102 492  | 166 302                   | 5 819 286       |  |
| 6  | 3 889 191   | 10 983 115   | 15 836 539  | 6 614 149                           | 2 544 819                     | 899 834   | 101 548  | 108 739                   | 40 977 934      |  |
| 7/8/9  | 615 045   | 3 708 839  | 8 640 519   | 7 049 195                           | 4 540 850                     | 3 420 716 | 226 847  | 215 579                   | 28 417 590      |  |
| X/00   | -   | 2 415  | 7 153   | 82 947                              | 361 709                       | 128 977   | 15 748   | 39 381                    | 638 330         |  |
| Jumlah<br>Total                                | 5 186 199   | 18 007 866   | 31 318 804  | 20 634 591                          | 15 914 285                    | 8 876 113 | 3 023 727  | 5 246 182                 | 108 207 767     |  |

Catatan/Note :

\*) 0/1. Tenaga Profesional, Teknisi dan yang Sejenis/Professional, Technical and Related Worker 2. Tenaga Kepemimpinan dan Ketatalaksanaan/Administrative and Managerial Workers 3. Tenaga Tata Usaha dan yang Sejenis/Clerical and Related Workers 4. Tenaga Usaha Penjualan/Sales Workers 5. Tenaga Usaha Jasa/Services Workers 6. Tenaga Usaha Pertanian, Kehutanan, Perburuan dan Perikanan/Agriculture, Animal Husbandry, Forestry Workers, Fishermen and Hunters 7/8/9. Tenaga Produksi, Operator Alat-alat Angkutan dan Pekerja Kasar/Production and Related Workers, Transport Equipment Operators and Laborers X/00. Lainnya/Others

Tabel 17.2 Penduduk Berumur 15 Tahun ke Atas yang Bekerja Selama Seminggu yang lalu Menurut Jenis Pekerjaan Utama dan Pendidikan Tertinggi yang Ditamatkan  
 Table Population 15 Years of Age and Over Who Worked During the Previous Week by Main Occupation And Educational Attainment  
 (Agustus/August 2010)

| Perkotaan/Urban                             |  |  | Laki-laki+Perempuan/Male+Female                             |                               |                               |                        |   |                           |                   |              |
|---|--|--|---|-------------------------------|-------------------------------|------------------------|---|---------------------------|-------------------|--------------|
| Jenis Pekerjaan Utama<br>Main Occupation *) | Tidak/Belum Pernah Sekolah<br>No Schooling | Tidak/Belum Tamat SD<br>Did Not Complete/Not Yet Completed<br>Primary School | Pendidikan Tertinggi yang Ditamatkan/Educational Attainment |                               |                               |                        |   |                           |                   | Jumlah Total |
|   |  |  | Sekolah Dasar<br>Primary School                             | S L T P<br>Junior High School | S M T A<br>Senior High School |                        | Diploma I/II/III<br>Akademi<br>Diploma I/II/III Academy | Universitas<br>University |                   |              |
|   |  |  |   |                               | Umum<br>General               | Kejuruan<br>Vocational |   |                           |                   |              |
| (1)   | (2)  | (3)  | (4)   | (5)                           | (6)                           | (7)                    | (8)   | (9)                       | (10)              |              |
| 0/1   | 9 924                                      | 30 050   | 68 346  | 96 266                        | 580 738                       | 505 253                | 797 725   | 2 077 448                 | 4 165 750         |              |
| 2   | -  | 101  | 30 457  | 54 665                        | 191 437                       | 75 003                 | 49 377  | 306 655                   | 707 695           |              |
| 3   | 101  | 3 912  | 87 602  | 683 745                       | 1 396 420                     | 785 018                | 534 747   | 788 250                   | 4 279 795         |              |
| 4   | 208 408                                    | 1 248 522  | 2 400 469   | 2 544 610                     | 2 854 334                     | 1 450 578              | 316 587   | 371 994                   | 11 395 502        |              |
| 5   | 68 508                                     | 511 005  | 965 756   | 1 021 303                     | 1 042 374                     | 533 169                | 82 475  | 142 079                   | 4 366 669         |              |
| 6   | 306 294                                    | 1 158 424  | 1 496 058   | 603 865                       | 344 517                       | 168 453                | 18 128  | 31 077                    | 4 126 816         |              |
| 7/8/9                                       | 199 581                                    | 1 581 173  | 3 688 634   | 3 936 419                     | 3 166 619                     | 2 553 202              | 187 060   | 174 503                   | 15 487 191        |              |
| X/00  | -  | 1 230  | 4 267   | 63 239                        | 283 307                       | 102 881                | 13 325  | 35 129                    | 503 378           |              |
| <b>Jumlah Total</b>                         | <b>792 816</b>                             | <b>4 534 417</b>   | <b>8 741 589</b>  | <b>9 004 112</b>              | <b>9 859 746</b>              | <b>6 173 557</b>       | <b>1 999 424</b>  | <b>3 927 135</b>          | <b>45 032 796</b> |              |

## Catatan/Note :

\*) 0/1. Tenaga Profesional, Teknisi dan yang Sejenis/Professional, Technical and Related Worker 2. Tenaga Kepemimpinan dan Ketatalaksanaan/Administrative and Managerial Workers 3. Tenaga Tata Usaha dan yang Sejenis/Clerical and Related Workers 4. Tenaga Usaha Penjualan/Sales Workers 5. Tenaga Usaha Jasa/Services Workers 6. Tenaga Usaha Pertanian, Kehutanan, Perburuan dan Perikanan/Agriculture, Animal Husbandry, Forestry Workers, Fishermen and Hunters 7/8/9. Tenaga Produksi, Operator Alat-alat Angkutan dan Pekerja Kasar/Production and Related Workers, Transport Equipment Operators and Laborers X/00. Lainnya/Others

Tabel 17.3 Penduduk Berumur 15 Tahun ke Atas yang Bekerja Selama Seminggu yang lalu Menurut Jenis Pekerjaan Utama dan Pendidikan Tertinggi yang Ditamatkan  
 Table Population 15 Years of Age and Over Who Worked During the Previous Week by Main Occupation And Educational Attainment  
 (Agustus/August 2010)

| Perdesaan/Rural                             |  |  | Laki-laki+Perempuan/Male+Female                             |                               |                               |                        |   |                           |                   |
|---|--|--|---|-------------------------------|-------------------------------|------------------------|---|---------------------------|-------------------|
| Jenis Pekerjaan Utama<br>Main Occupation *) | Tidak/Belum Pernah Sekolah<br>No Schooling | Tidak/Belum Tamat SD<br>Did Not Complete/Not Yet Completed<br>Primary School | Pendidikan Tertinggi yang Ditamatkan/Educational Attainment |                               |                               |                        |   |                           | Jumlah Total      |
|   |  |  | Sekolah Dasar<br>Primary School                             | S L T P<br>Junior High School | S M T A<br>Senior High School |                        | Diploma I/II/III<br>Akademi Diploma<br>I/II/III Academy | Universitas<br>University |                   |
| (1)   | (2)  | (3)  | (4)   | (5)                           | Umum<br>General               | Kejuruan<br>Vocational | (8)   | (9)                       | (10)              |
| 0/1   | 22 722                                     | 28 913   | 66 477  | 93 056                        | 475 447                       | 273 149                | 703 189   | 935 696                   | 2 598 649         |
| 2   | -  | 2 266  | 39 129  | 37 394                        | 82 205                        | 26 717                 | 11 830  | 55 645                    | 255 186           |
| 3   | 733  | 1 498  | 75 651  | 191 357                       | 460 148                       | 189 923                | 93 764  | 116 115                   | 1 129 189         |
| 4   | 316 976                                    | 1 269 383  | 2 696 052   | 1 813 420                     | 1 126 627                     | 466 152                | 69 873  | 64 378                    | 7 822 861         |
| 5   | 54 591                                     | 217 847  | 404 654   | 352 484                       | 257 177                       | 121 624                | 20 017  | 24 223                    | 1 452 617         |
| 6   | 3 582 897                                  | 9 824 691  | 14 340 481  | 6 010 284                     | 2 200 302                     | 731 381                | 83 420  | 77 662                    | 36 851 118        |
| 7/8/9                                       | 415 464                                    | 2 127 666  | 4 951 885   | 3 112 776                     | 1 374 231                     | 867 514                | 39 787  | 41 076                    | 12 930 399        |
| X/00  | -  | 1 185  | 2 886   | 19 708                        | 78 402                        | 26 096                 | 2 423   | 4 252                     | 134 952           |
| <b>Jumlah Total</b>                         | <b>4 393 383</b>                           | <b>13 473 449</b>  | <b>22 577 215</b>   | <b>11 630 479</b>             | <b>6 054 539</b>              | <b>2 702 556</b>       | <b>1 024 303</b>  | <b>1 319 047</b>          | <b>63 174 971</b> |

## Catatan/Note :

\*) 0/1. Tenaga Profesional, Teknisi dan yang Sejenis/Professional, Technical and Related Worker 2. Tenaga Kepemimpinan dan Ketatalaksanaan/Administrative and Managerial Workers 3. Tenaga Tata Usaha dan yang Sejenis/Clerical and Related Workers 4. Tenaga Usaha Penjualan/Sales Workers 5. Tenaga Usaha Jasa/Services Workers 6. Tenaga Usaha Pertanian, Kehutanan, Perburuan dan Perikanan/Agriculture, Animal Husbandry, Forestry Workers, Fishermen and Hunters 7/8/9. Tenaga Produksi, Operator Alat-alat Angkutan dan Pekerja Kasar/Production and Related Workers, Transport Equipment Operators and Laborers X/00. Lainnya/Others



Tabel 17.4  
Table

Penduduk Berumur 15 Tahun ke Atas yang Bekerja Selama Seminggu yang lalu Menurut Jenis Pekerjaan Utama dan Pendidikan Tertinggi yang Ditamatkan  
Population 15 Years of Age and Over Who Worked During the Previous Week by Main Occupation And Educational Attainment  
(Agustus/August 2010)

Perkotaan+Perdesaan/Urban+Rural

Laki-laki/Male

| Jenis Pekerjaan<br>Utama<br>Main Occupation *) | Tidak/Belum<br>Pernah<br>Sekolah<br>No<br>Schooling | Tidak/Belum<br>Tamat SD<br>Did Not<br>Complete/<br>Not Yet<br>Completed<br>Primary<br>School | Pendidikan Tertinggi yang Ditamatkan/Educational Attainment |                                     |                               |                        |  |                           | Jumlah<br>Total   |
|--|---|--|---|-------------------------------------|-------------------------------|------------------------|--|---------------------------|-------------------|
|  |   |  | Sekolah<br>Dasar<br>Primary<br>School                       | S L T P<br>Junior<br>High<br>School | S M T A<br>Senior High School |                        | Diploma<br>I/II/III<br>Akademi<br>Diploma<br>I/II/III<br>Academy | Universitas<br>University |                   |
|  |   |  |   |                                     | Umum<br>General               | Kejuruan<br>Vocational |  |                           |                   |
| (1)  | (2)   | (3)  | (4)   | (5)                                 | (6)                           | (7)                    | (8)  | (9)                       | (10)              |
| 0/1  | 10 428  | 28 953   | 83 126  | 108 416                             | 564 911                       | 484 455                | 552 687  | 1 508 625                 | 3 341 601         |
| 2  | -   | 2 180  | 57 806  | 77 523                              | 224 777                       | 89 894                 | 45 301   | 291 612                   | 789 093           |
| 3  | 399   | 2 896  | 133 746   | 575 255                             | 1 183 331                     | 532 707                | 284 203  | 511 029                   | 3 223 566         |
| 4  | 127 756   | 977 796  | 2 456 059   | 2 201 589                           | 2 155 184                     | 989 013                | 204 976  | 292 875                   | 9 405 248         |
| 5  | 23 614  | 243 850  | 480 440   | 671 714                             | 974 393                       | 486 983                | 65 654   | 119 408                   | 3 066 056         |
| 6  | 1 804 678   | 6 851 502  | 10 031 917  | 4 232 582                           | 1 945 218                     | 711 797                | 83 925   | 91 378                    | 25 752 997        |
| 7/8/9  | 310 709   | 2 726 502  | 6 471 946   | 5 227 317                           | 3 445 022                     | 2 757 414              | 169 533  | 164 122                   | 21 272 565        |
| X/00   | -   | 2 415  | 7 010   | 81 969                              | 348 811                       | 124 105                | 13 549   | 33 238                    | 611 097           |
| <b>Jumlah<br/>Total</b>                        | <b>2 277 584</b>                                    | <b>10 836 094</b>  | <b>19 722 050</b>   | <b>13 176 365</b>                   | <b>10 841 647</b>             | <b>6 176 368</b>       | <b>1 419 828</b>   | <b>3 012 287</b>          | <b>67 462 223</b> |

Catatan/Note :

\*) 0/1. Tenaga Profesional, Teknisi dan yang Sejenis/Professional, Technical and Related Worker 2. Tenaga Kepemimpinan dan Ketatalaksanaan/Administrative and Managerial Workers 3. Tenaga Tata Usaha dan yang Sejenis/Clerical and Related Workers 4. Tenaga Usaha Penjualan/Sales Workers 5. Tenaga Usaha Jasa/Services Workers 6. Tenaga Usaha Pertanian, Kehutanan, Perburuan dan Perikanan/Agriculture, Animal Husbandry, Forestry Workers, Fishermen and Hunters 7/8/9. Tenaga Produksi, Operator Alat-alat Angkutan dan Pekerja Kasar/Production and Related Workers, Transport Equipment Operators and Laborers X/00. Lainnya/Others

Tabel 17.5 Penduduk Berumur 15 Tahun ke Atas yang Bekerja Selama Seminggu yang lalu Menurut Jenis Pekerjaan Utama dan Pendidikan Tertinggi yang Ditamatkan  
 Table Population 15 Years of Age and Over Who Worked During the Previous Week by Main Occupation And Educational Attainment  
 (Agustus/August 2010)

| Perkotaan+Perdesaan/Urban+Rural                |   |  |   |                                     |                               |                        |  |                           |                   | Perempuan/Female |
|--|---|--|---|-------------------------------------|-------------------------------|------------------------|--|---------------------------|-------------------|------------------|
| Jenis Pekerjaan<br>Utama<br>Main Occupation *) | Tidak/Belum<br>Pernah<br>Sekolah<br>No<br>Schooling | Tidak/Belum<br>Tamat SD<br>Did Not<br>Complete/<br>Not Yet<br>Completed<br>Primary<br>School | Pendidikan Tertinggi yang Ditamatkan/Educational Attainment |                                     |                               |                        |  |                           | Jumlah<br>Total   |                  |
|  |   |  | Sekolah<br>Dasar<br>Primary<br>School                       | S L T P<br>Junior<br>High<br>School | S M T A<br>Senior High School |                        | Diploma<br>I/II/III<br>Akademi<br>Diploma<br>I/II/III<br>Academy | Universitas<br>University |                   |                  |
|  |   |  |   |                                     | Umum<br>General               | Kejuruan<br>Vocational |  |                           |                   |                  |
| (1)  | (2)   | (3)  | (4)   | (5)                                 | (6)                           | (7)                    | (8)  | (9)                       | (10)              |                  |
| 0/1  | 22 218  | 30 010   | 51 697  | 80 906                              | 491 274                       | 293 947                | 948 227  | 1 504 519                 | 3 422 798         |                  |
| 2  | -   | 187  | 11 780  | 14 536                              | 48 865                        | 11 826                 | 15 906   | 70 688                    | 173 788           |                  |
| 3  | 435   | 2 514  | 29 507  | 299 847                             | 673 237                       | 442 234                | 344 308  | 393 336                   | 2 185 418         |                  |
| 4  | 397 628   | 1 540 109  | 2 640 462   | 2 156 441                           | 1 825 777                     | 927 717                | 181 484  | 143 497                   | 9 813 115         |                  |
| 5  | 99 485  | 485 002  | 889 970   | 702 073                             | 325 158                       | 167 810                | 36 838   | 46 894                    | 2 753 230         |                  |
| 6  | 2 084 513   | 4 131 613  | 5 804 622   | 2 381 567                           | 599 601                       | 188 037                | 17 623   | 17 361                    | 15 224 937        |                  |
| 7/8/9  | 304 336   | 982 337  | 2 168 573   | 1 821 878                           | 1 095 828                     | 663 302                | 57 314   | 51 457                    | 7 145 025         |                  |
| X/00   | -   | -  | 143   | 978                                 | 12 898                        | 4 872                  | 2 199  | 6 143                     | 27 233            |                  |
| <b>Jumlah<br/>Total</b>                        | <b>2 908 615</b>                                    | <b>7 171 772</b>   | <b>11 596 754</b>   | <b>7 458 226</b>                    | <b>5 072 638</b>              | <b>2 699 745</b>       | <b>1 603 899</b>   | <b>2 233 895</b>          | <b>40 745 544</b> |                  |

Catatan/Note :

\*) 0/1. Tenaga Profesional, Teknisi dan yang Sejenis/Professional, Technical and Related Worker 2. Tenaga Kepemimpinan dan Ketatalaksanaan/Administrative and Managerial Workers 3. Tenaga Tata Usaha dan yang Sejenis/Clerical and Related Workers 4. Tenaga Usaha Penjualan/Sales Workers 5. Tenaga Usaha Jasa/Services Workers 6. Tenaga Usaha Pertanian, Kehutanan, Perburuan dan Perikanan/Agriculture, Animal Husbandry, Forestry Workers, Fishermen and Hunters 7/8/9. Tenaga Produksi, Operator Alat-alat Angkutan dan Pekerja Kasar/Production and Related Workers, Transport Equipment Operators and Laborers X/00. Lainnya/Others

Tabel 18.1 Penduduk Berumur 15 Tahun ke Atas yang Bekerja Selama Seminggu yang lalu Menurut Lapangan Pekerjaan Utama dan Jenis Pekerjaan Utama  
 Table 18.1 Population 15 Years of Age and Over Who Worked During the Previous Week by Main Industry and Main Occupation  
 (Agustus/August 2010)

| Perkotaan+Perdesaan/Urban+Rural              |   |         |           |            |           |            |            |         | Laki-laki+Perempuan/Male+Female |
|--|---|---------|-----------|------------|-----------|------------|------------|---------|---------------------------------|
| Lapangan Pekerjaan Utama<br>Main Industry *) | Jenis Pekerjaan Utama/Main Occupation **) |         |           |            |           |            |            |         | Jumlah Total                    |
|  | 0/1                                       | 2       | 3         | 4          | 5         | 6          | 7/8/9      | X/00    |                                 |
| (1)  | (2)                                       | (3)     | (4)       | (5)        | (6)       | (7)        | (8)        | (9)     | (10)                            |
| 1  | 27 747                                    | 7 262   | 60 265    | 60 149     | 84 218    | 40 977 934 | 277 366    | -       | 41 494 941                      |
| 2  | 48 063                                    | 8 815   | 49 118    | 5 705      | 44 202    | -          | 1 098 598  | -       | 1 254 501                       |
| 3  | 285 087                                   | 214 296 | 610 425   | 268 880    | 357 668   | -          | 12 087 895 | -       | 13 824 251                      |
| 4  | 35 100                                    | 3 224   | 60 412    | 10 523     | 20 825    | -          | 103 986    | -       | 234 070                         |
| 5  | 131 918                                   | 105 258 | 104 814   | 25 015     | 124 475   | -          | 5 101 417  | -       | 5 592 897                       |
| 6  | 186 940                                   | 106 306 | 818 394   | 18 464 302 | 1 143 475 | -          | 1 772 759  | -       | 22 492 176                      |
| 7  | 138 715                                   | 63 627  | 504 349   | 163 882    | 326 938   | -          | 4 421 511  | -       | 5 619 022                       |
| 8  | 202 121                                   | 51 012  | 783 181   | 114 039    | 338 407   | -          | 250 726    | -       | 1 739 486                       |
| 9  | 5 708 708                                 | 403 081 | 2 418 026 | 105 868    | 3 379 078 | -          | 3 303 332  | 638 330 | 15 956 423                      |
| Jumlah/Total                                 | 6 764 399                                 | 962 881 | 5 408 984 | 19 218 363 | 5 819 286 | 40 977 934 | 28 417 590 | 638 330 | 108 207 767                     |

## Catatan/Note :

\*) 1. Pertanian, Kehutanan, Perburuan dan Perikanan/Agriculture, Forestry, Hunting and Fishery 2. Pertambangan dan Penggalian/  
 Mining and Quarrying 3. Industri Pengolahan/Manufacturing Industry 4. Listrik, Gas dan Air/Electricity, Gas and Water  
 5. Bangunan/Construction 6. Perdagangan Besar, Eceran, Rumah Makan dan Hotel/Wholesale Trade, Retail Trade, Restaurant and Hotels  
 7. Angkutan, Pergudangan dan Komunikasi/Transportation, Storage and Communication 8. Keuangan, Asuransi, Usaha Persewaan Bangunan,  
 Tanah dan Jasa Perusahaan/Financing, Insurance, Real Estate and Business Services 9. Jasa Kemasyarakatan, Sosial dan Perorangan/  
 Community, Social and Personal Services

\*\*) 0/1. Tenaga Profesional, Teknisi dan yang Sejenis/Professional, Technical and Related Worker 2. Tenaga Kepemimpinan dan  
 Ketatalaksanaan/Administrative and Managerial Workers 3. Tenaga Tata Usaha dan yang Sejenis/Clerical and Related Workers  
 4. Tenaga Usaha Penjualan/Sales Workers 5. Tenaga Usaha Jasa/Services Workers 6. Tenaga Usaha Pertanian, Kehutanan,  
 Perburuan dan Perikanan/Agriculture, Animal Husbandry, Forestry Workers, Fishermen and Hunters 7/8/9. Tenaga Produksi,  
 Operator Alat-alat Angkutan dan Pekerja Kasar/Production and Related Workers, Transport Equipment Operators and Laborers  
 X/00. Lainnya/Others

Tabel  
Table

18.2

Penduduk Berumur 15 Tahun ke Atas yang Bekerja Selama Seminggu yang lalu  
Menurut Lapangan Pekerjaan Utama dan Jenis Pekerjaan Utama  
*Population 15 Years of Age and Over Who Worked During the Previous Week  
by Main Industry and Main Occupation*  
(Agustus/August 2010)

| Perkotaan/Urban                                 |   | Laki-laki+Perempuan/Male+Female |           |            |           |           |            |         |                 |
|---|---|---------------------------------|-----------|------------|-----------|-----------|------------|---------|-----------------|
| Lapangan<br>Pekerjaan Utama<br>Main Industry *) | Jenis Pekerjaan Utama/Main Occupation **) |                                 |           |            |           |           |            |         | Jumlah<br>Total |
|   | 0/1                                       | 2                               | 3         | 4          | 5         | 6         | 7/8/9      | X/00    |                 |
| (1)   | (2)                                       | (3)                             | (4)       | (5)        | (6)       | (7)       | (8)        | (9)     | (10)            |
| 1   | 14 858                                    | 5 811                           | 28 803    | 14 257     | 22 215    | 4 126 816 | 49 735     | -       | 4 262 495       |
| 2   | 37 391                                    | 7 399                           | 40 083    | 3 234      | 23 440    | -         | 285 285    | -       | 396 832         |
| 3   | 246 271                                   | 166 166                         | 538 278   | 187 535    | 251 841   | -         | 6 644 232  | -       | 8 034 323       |
| 4   | 26 286                                    | 3 033                           | 46 390    | 7 887      | 14 587    | -         | 73 715     | -       | 171 898         |
| 5   | 111 946                                   | 87 293                          | 94 739    | 18 638     | 103 222   | -         | 2 395 482  | -       | 2 811 320       |
| 6   | 174 861                                   | 97 485                          | 766 421   | 10 872 412 | 894 265   | -         | 1 240 767  | -       | 14 046 211      |
| 7   | 125 187                                   | 55 896                          | 442 908   | 119 559    | 263 627   | -         | 2 457 169  | -       | 3 464 346       |
| 8   | 179 652                                   | 43 628                          | 639 091   | 94 411     | 280 646   | -         | 190 204    | -       | 1 427 632       |
| 9   | 3 249 298                                 | 240 984                         | 1 683 082 | 77 569     | 2 512 826 | -         | 2 150 602  | 503 378 | 10 417 739      |
| Jumlah/Total                                    | 4 165 750                                 | 707 695                         | 4 279 795 | 11 395 502 | 4 366 669 | 4 126 816 | 15 487 191 | 503 378 | 45 032 796      |

## Catatan/Note :

\*) 1. Pertanian, Kehutanan, Perburuan dan Perikanan/Agriculture, Forestry, Hunting and Fishery 2. Pertambangan dan Penggalian/  
Mining and Quarrying 3. Industri Pengolahan/Manufacturing Industry 4. Listrik, Gas dan Air/Electricity, Gas and Water  
5. Bangunan/Construction 6. Perdagangan Besar, Eceran, Rumah Makan dan Hotel/Wholesale Trade, Retail Trade, Restaurant and Hotels  
7. Angkutan, Pergudangan dan Komunikasi/Transportation, Storage and Communication 8. Keuangan, Asuransi, Usaha Persewaan Bangunan,  
Tanah dan Jasa Perusahaan/Financing, Insurance, Real Estate and Business Services 9. Jasa Kemasyarakatan, Sosial dan Perorangan/  
Community, Social and Personal Services

\*\*) 0/1. Tenaga Profesional, Teknisi dan yang Sejenis/Professional, Technical and Related Worker 2. Tenaga Kepemimpinan dan  
Ketatalaksanaan/Administrative and Managerial Workers 3. Tenaga Tata Usaha dan yang Sejenis/Clerical and Related Workers  
4. Tenaga Usaha Penjualan/Sales Workers 5. Tenaga Usaha Jasa/Services Workers 6. Tenaga Usaha Pertanian, Kehutanan,  
Perburuan dan Perikanan/Agriculture, Animal Husbandry, Forestry Workers, Fishermen and Hunters 7/8/9. Tenaga Produksi,  
Operator Alat-alat Angkutan dan Pekerja Kasar/Production and Related Workers, Transport Equipment Operators and Laborers  
X/00. Lainnya/Others

**Tabel** 18.3 Penduduk Berumur 15 Tahun ke Atas yang Bekerja Selama Seminggu yang lalu Menurut Lapangan Pekerjaan Utama dan Jenis Pekerjaan Utama  
**Table** 18.3 Population 15 Years of Age and Over Who Worked During the Previous Week by Main Industry and Main Occupation  
 (Agustus/August 2010)

| Perdesaan/Rural                              |   | Laki-laki+Perempuan/Male+Female |                  |                  |                  |                   |                   |                |                   |
|--|---|---------------------------------|------------------|------------------|------------------|-------------------|-------------------|----------------|-------------------|
| Lapangan Pekerjaan Utama<br>Main Industry *) | Jenis Pekerjaan Utama/Main Occupation **) |                                 |                  |                  |                  |                   |                   |                | Jumlah Total      |
|  | 0/1                                       | 2                               | 3                | 4                | 5                | 6                 | 7/8/9             | X/00           |                   |
| (1)  | (2)                                       | (3)                             | (4)              | (5)              | (6)              | (7)               | (8)               | (9)            | (10)              |
| 1  | 12 889                                    | 1 451                           | 31 462           | 45 892           | 62 003           | 36 851 118        | 227 631           | -              | 37 232 446        |
| 2  | 10 672                                    | 1 416                           | 9 035            | 2 471            | 20 762           | -                 | 813 313           | -              | 857 669           |
| 3  | 38 816                                    | 48 130                          | 72 147           | 81 345           | 105 827          | -                 | 5 443 663         | -              | 5 789 928         |
| 4  | 8 814                                     | 191                             | 14 022           | 2 636            | 6 238            | -                 | 30 271            | -              | 62 172            |
| 5  | 19 972                                    | 17 965                          | 10 075           | 6 377            | 21 253           | -                 | 2 705 935         | -              | 2 781 577         |
| 6  | 12 079                                    | 8 821                           | 51 973           | 7 591 890        | 249 210          | -                 | 531 992           | -              | 8 445 965         |
| 7  | 13 528                                    | 7 731                           | 61 441           | 44 323           | 63 311           | -                 | 1 964 342         | -              | 2 154 676         |
| 8  | 22 469                                    | 7 384                           | 144 090          | 19 628           | 57 761           | -                 | 60 522            | -              | 311 854           |
| 9  | 2 459 410                                 | 162 097                         | 734 944          | 28 299           | 866 252          | -                 | 1 152 730         | 134 952        | 5 538 684         |
| <b>Jumlah/Total</b>                          | <b>2 598 649</b>                          | <b>255 186</b>                  | <b>1 129 189</b> | <b>7 822 861</b> | <b>1 452 617</b> | <b>36 851 118</b> | <b>12 930 399</b> | <b>134 952</b> | <b>63 174 971</b> |

## Catatan/Note :

\*) 1. Pertanian, Kehutanan, Perburuan dan Perikanan/Agriculture, Forestry, Hunting and Fishery 2. Pertambangan dan Penggalian/  
 Mining and Quarrying 3. Industri Pengolahan/Manufacturing Industry 4. Listrik, Gas dan Air/Electricity, Gas and Water  
 5. Bangunan/Construction 6. Perdagangan Besar, Eceran, Rumah Makan dan Hotel/Wholesale Trade, Retail Trade, Restaurant and Hotels  
 7. Angkutan, Pergudangan dan Komunikasi/Transportation, Storage and Communication 8. Keuangan, Asuransi, Usaha Persewaan Bangunan,  
 Tanah dan Jasa Perusahaan/Financing, Insurance, Real Estate and Business Services 9. Jasa Kemasyarakatan, Sosial dan Perorangan/  
 Community, Social and Personal Services

\*\*) 0/1. Tenaga Profesional, Teknisi dan yang Sejenis/Professional, Technical and Related Worker 2. Tenaga Kepemimpinan dan  
 Ketatalaksanaan/Administrative and Managerial Workers 3. Tenaga Tata Usaha dan yang Sejenis/Clerical and Related Workers  
 4. Tenaga Usaha Penjualan/Sales Workers 5. Tenaga Usaha Jasa/Services Workers 6. Tenaga Usaha Pertanian, Kehutanan,  
 Perburuan dan Perikanan/Agriculture, Animal Husbandry, Forestry Workers, Fishermen and Hunters 7/8/9. Tenaga Produksi,  
 Operator Alat-alat Angkutan dan Pekerja Kasar/Production and Related Workers, Transport Equipment Operators and Laborers  
 X/00. Lainnya/Others

Tabel 18.4 Penduduk Berumur 15 Tahun ke Atas yang Bekerja Selama Seminggu yang lalu Menurut Lapangan Pekerjaan Utama dan Jenis Pekerjaan Utama  
 Table Population 15 Years of Age and Over Who Worked During the Previous Week by Main Industry and Main Occupation  
 (Agustus/August 2010)

| Perkotaan+Perdesaan/Urban+Rural              |   |         |           |           |           |            |            |         |              | Laki-laki/Male |
|--|---|---------|-----------|-----------|-----------|------------|------------|---------|--------------|----------------|
| Lapangan Pekerjaan Utama<br>Main Industry *) | Jenis Pekerjaan Utama/Main Occupation **) |         |           |           |           |            |            |         | Jumlah Total |                |
|  | 0/1                                       | 2       | 3         | 4         | 5         | 6          | 7/8/9      | X/00    |              |                |
| (1)  | (2)                                       | (3)     | (4)       | (5)       | (6)       | (7)        | (8)        | (9)     | (10)         |                |
| 1  | 24 936                                    | 7 025   | 41 986    | 42 431    | 70 509    | 25 752 997 | 233 254    | -       | 26 173 138   |                |
| 2  | 46 881                                    | 8 314   | 31 721    | 5 219     | 41 026    | -          | 971 788    | -       | 1 104 949    |                |
| 3  | 233 592                                   | 185 985 | 314 645   | 165 513   | 290 088   | -          | 6 636 408  | -       | 7 826 231    |                |
| 4  | 33 318                                    | 3 167   | 46 123    | 8 464     | 19 871    | -          | 100 935    | -       | 211 878      |                |
| 5  | 120 249                                   | 100 796 | 70 601    | 18 946    | 121 032   | -          | 5 023 698  | -       | 5 455 322    |                |
| 6  | 127 368                                   | 73 948  | 387 242   | 8 912 234 | 702 244   | -          | 1 197 683  | -       | 11 400 719   |                |
| 7  | 118 082                                   | 52 067  | 369 188   | 97 114    | 294 048   | -          | 4 206 839  | -       | 5 137 338    |                |
| 8  | 159 216                                   | 36 193  | 457 411   | 74 888    | 274 834   | -          | 225 599    | -       | 1 228 141    |                |
| 9  | 2 477 959                                 | 321 598 | 1 504 649 | 80 439    | 1 252 404 | -          | 2 676 361  | 611 097 | 8 924 507    |                |
| Jumlah/Total                                 | 3 341 601                                 | 789 093 | 3 223 566 | 9 405 248 | 3 066 056 | 25 752 997 | 21 272 565 | 611 097 | 67 462 223   |                |

## Catatan/Note :

\*) 1. Pertanian, Kehutanan, Perburuan dan Perikanan/Agriculture, Forestry, Hunting and Fishery 2. Pertambangan dan Penggalian/  
 Mining and Quarrying 3. Industri Pengolahan/Manufacturing Industry 4. Listrik, Gas dan Air/Electricity, Gas and Water  
 5. Bangunan/Construction 6. Perdagangan Besar, Eceran, Rumah Makan dan Hotel/Wholesale Trade, Retail Trade, Restaurant and Hotels  
 7. Angkutan, Pergudangan dan Komunikasi/Transportation, Storage and Communication 8. Keuangan, Asuransi, Usaha Persewaan Bangunan,  
 Tanah dan Jasa Perusahaan/Financing, Insurance, Real Estate and Business Services 9. Jasa Kemasyarakatan, Sosial dan Perorangan/  
 Community, Social and Personal Services

\*\*) 0/1. Tenaga Profesional, Teknisi dan yang Sejenis/Professional, Technical and Related Worker 2. Tenaga Kepemimpinan dan  
 Ketatalaksanaan/Administrative and Managerial Workers 3. Tenaga Tata Usaha dan yang Sejenis/Clerical and Related Workers  
 4. Tenaga Usaha Penjualan/Sales Workers 5. Tenaga Usaha Jasa/Services Workers 6. Tenaga Usaha Pertanian, Kehutanan,  
 Perburuan dan Perikanan/Agriculture, Animal Husbandry, Forestry Workers, Fishermen and Hunters 7/8/9. Tenaga Produksi,  
 Operator Alat-alat Angkutan dan Pekerja Kasar/Production and Related Workers, Transport Equipment Operators and Laborers  
 X/00. Lainnya/Others

Tabel 18.5 Penduduk Berumur 15 Tahun ke Atas yang Bekerja Selama Seminggu yang lalu Menurut Lapangan Pekerjaan Utama dan Jenis Pekerjaan Utama  
 Table Population 15 Years of Age and Over Who Worked During the Previous Week by Main Industry and Main Occupation  
 (Agustus/August 2010)

| Perkotaan+Perdesaan/Urban+Rural              |   |         |           |           |           |            |           |        | Perempuan/Female |
|--|---|---------|-----------|-----------|-----------|------------|-----------|--------|------------------|
| Lapangan Pekerjaan Utama<br>Main Industry *) | Jenis Pekerjaan Utama/Main Occupation **) |         |           |           |           |            |           |        | Jumlah Total     |
|  | 0/1                                       | 2       | 3         | 4         | 5         | 6          | 7/8/9     | X/00   |                  |
| (1)  | (2)                                       | (3)     | (4)       | (5)       | (6)       | (7)        | (8)       | (9)    | (10)             |
| 1  | 2 811                                     | 237     | 18 279    | 17 718    | 13 709    | 15 224 937 | 44 112    | -      | 15 321 803       |
| 2  | 1 182                                     | 501     | 17 397    | 486       | 3 176     | -          | 126 810   | -      | 149 552          |
| 3  | 51 495                                    | 28 311  | 295 780   | 103 367   | 67 580    | -          | 5 451 487 | -      | 5 998 020        |
| 4  | 1 782                                     | 57      | 14 289    | 2 059     | 954       | -          | 3 051     | -      | 22 192           |
| 5  | 11 669                                    | 4 462   | 34 213    | 6 069     | 3 443     | -          | 77 719    | -      | 137 575          |
| 6  | 59 572                                    | 32 358  | 431 152   | 9 552 068 | 441 231   | -          | 575 076   | -      | 11 091 457       |
| 7  | 20 633                                    | 11 560  | 135 161   | 66 768    | 32 890    | -          | 214 672   | -      | 481 684          |
| 8  | 42 905                                    | 14 819  | 325 770   | 39 151    | 63 573    | -          | 25 127    | -      | 511 345          |
| 9  | 3 230 749                                 | 81 483  | 913 377   | 25 429    | 2 126 674 | -          | 626 971   | 27 233 | 7 031 916        |
| Jumlah/Total                                 | 3 422 798                                 | 173 788 | 2 185 418 | 9 813 115 | 2 753 230 | 15 224 937 | 7 145 025 | 27 233 | 40 745 544       |

## Catatan/Note :

\*) 1. Pertanian, Kehutanan, Perburuan dan Perikanan/Agriculture, Forestry, Hunting and Fishery 2. Pertambangan dan Penggalian/  
 Mining and Quarrying 3. Industri Pengolahan/Manufacturing Industry 4. Listrik, Gas dan Air/Electricity, Gas and Water  
 5. Bangunan/Construction 6. Perdagangan Besar, Eceran, Rumah Makan dan Hotel/Wholesale Trade, Retail Trade, Restaurant and Hotels  
 7. Angkutan, Pergudangan dan Komunikasi/Transportation, Storage and Communication 8. Keuangan, Asuransi, Usaha Persewaan Bangunan,  
 Tanah dan Jasa Perusahaan/Financing, Insurance, Real Estate and Business Services 9. Jasa Kemasyarakatan, Sosial dan Perorangan/  
 Community, Social and Personal Services

\*\*) 0/1. Tenaga Profesional, Teknisi dan yang Sejenis/Professional, Technical and Related Worker 2. Tenaga Kepemimpinan dan  
 Ketatalaksanaan/Administrative and Managerial Workers 3. Tenaga Tata Usaha dan yang Sejenis/Clerical and Related Workers  
 4. Tenaga Usaha Penjualan/Sales Workers 5. Tenaga Usaha Jasa/Services Workers 6. Tenaga Usaha Pertanian, Kehutanan,  
 Perburuan dan Perikanan/Agriculture, Animal Husbandry, Forestry Workers, Fishermen and Hunters 7/8/9. Tenaga Produksi,  
 Operator Alat-alat Angkutan dan Pekerja Kasar/Production and Related Workers, Transport Equipment Operators and Laborers  
 X/00. Lainnya/Others

**Tabel** 19.1 Penduduk Berumur 15 Tahun ke Atas yang Bekerja Selama Seminggu yang lalu Menurut Status Pekerjaan Utama dan Jenis Pekerjaan Utama  
**Table** Population 15 Years of Age and Over Who Worked During the Previous Week by Main Employment Status and Main Occupation (Agustus/August 2010)

| Perkotaan+Perdesaan/Urban+Rural  |  | Laki-laki+Perempuan/Male+Female |                  |                   |                  |                   |                   |                |                    |
|--|--|---------------------------------|------------------|-------------------|------------------|-------------------|-------------------|----------------|--------------------|
| Status Pekerjaan Utama<br>Main Employment Status   | Jenis Pekerjaan Utama/Main Occupation *) |                                 |                  |                   |                  |                   |                   |                | Jumlah Total       |
|  | 0/1                                      | 2                               | 3                | 4                 | 5                | 6                 | 7/8/9             | X/00           |                    |
| (1)  | (2)                                      | (3)                             | (4)              | (5)               | (6)              | (7)               | (8)               | (9)            | (10)               |
| Berusaha Sendiri/<br>Own Account Worker  | 552 825                                  | 3 892                           | 191 482          | 7 671 294         | 1 166 720        | 4 433 529         | 7 010 829         | -              | 21 030 571         |
| Berusaha Dibantu Buruh<br>Tidak Tetap/Buruh Tidak<br>Dibayar/Employer<br>Assisted by Temporary<br>Worker/Unpaid Worker | 168 063                                  | 130 447                         | 244 216          | 4 259 447         | 389 156          | 13 860 170        | 2 630 492         | -              | 21 681 991         |
| Berusaha Dibantu Buruh<br>Tetap/Buruh Dibayar/<br>Employer Assisted by<br>Permanent Worker                             | 91 563                                   | 282 899                         | 51 840           | 883 889           | 198 410          | 876 056           | 877 207           | -              | 3 261 864          |
| Buruh/Karyawan/Pegawai/<br>Employee  | 5 888 896                                | 545 643                         | 4 822 949        | 3 057 080         | 3 463 561        | 2 397 105         | 11 707 953        | 638 330        | 32 521 517         |
| Pekerja Bebas di<br>Pertanian/Casual<br>Employee in Agriculture  | -  | -                               | -                | 5 209             | 2 966            | 5 771 823         | 35 112            | -              | 5 815 110          |
| Pekerja Bebas di<br>Nonpertanian/Casual<br>Employee not in Agriculture   | 38 164                                   | -                               | 13 767           | 205 831           | 361 150          | -                 | 4 513 149         | -              | 5 132 061          |
| Pekerja keluarga/<br>tak dibayar/<br>Family Worker   | 24 888                                   | -                               | 84 730           | 3 135 613         | 237 323          | 13 639 251        | 1 642 848         | -              | 18 764 653         |
| <b>Jumlah/Total</b>  | <b>6 764 399</b>                         | <b>962 881</b>                  | <b>5 408 984</b> | <b>19 218 363</b> | <b>5 819 286</b> | <b>40 977 934</b> | <b>28 417 590</b> | <b>638 330</b> | <b>108 207 767</b> |

## Catatan/Note :

\*) 0/1. Tenaga Profesional, Teknisi dan yang Sejenis/Professional, Technical and Related Worker 2. Tenaga Kepemimpinan dan Ketatalaksanaan/Administrative and Managerial Workers 3. Tenaga Tata Usaha dan yang Sejenis/Clerical and Related Workers 4. Tenaga Usaha Penjualan/Sales Workers 5. Tenaga Usaha Jasa/Services Workers 6. Tenaga Usaha Pertanian, Kehutanan, Perburuan dan Perikanan/Agriculture, Animal Husbandry, Forestry Workers, Fishermen and Hunters 7/8/9. Tenaga Produksi, Operator Alat-alat Angkutan dan Pekerja Kasar/Production and Related Workers, Transport Equipment Operators and Laborers X/00. Lainnya/Others



**Tabel** 19.2 Penduduk Berumur 15 Tahun ke Atas yang Bekerja Selama Seminggu yang lalu  
**Table** 19.2 Population 15 Years of Age and Over Who Worked During the Previous Week  
 by Main Employment Status and Main Occupation  
 (Agustus/August 2010)

| Status Pekerjaan<br>Utama<br>Main Employment<br>Status   | Jenis Pekerjaan Utama/Main Occupation *) |                |                  |                   |                  |                  |                   |                | Jumlah<br>Total   |
|--|--|----------------|------------------|-------------------|------------------|------------------|-------------------|----------------|-------------------|
|  | 0/1                                      | 2              | 3                | 4                 | 5                | 6                | 7/8/9             | X/00           |                   |
|  | (1)                                      | (2)            | (3)              | (4)               | (5)              | (6)              | (7)               | (8)            |                   |
| Berusaha Sendiri/<br>Own Account Worker  | 367 197                                  | 2 947          | 165 923          | 4 329 108         | 825 457          | 620 101          | 3 785 651         | -              | 10 096 384        |
| Berusaha Dibantu Buruh<br>Tidak Tetap/Buruh Tidak<br>Dibayar/Employer<br>Assisted by Temporary<br>Worker/Unpaid Worker | 122 378                                  | 103 859        | 227 981          | 2 199 561         | 279 655          | 1 139 498        | 1 224 320         | -              | 5 297 252         |
| Berusaha Dibantu Buruh<br>Tetap/Buruh Dibayar/<br>Employer Assisted by<br>Permanent Worker                             | 76 495                                   | 233 358        | 45 015           | 621 202           | 155 743          | 179 232          | 422 576           | -              | 1 733 621         |
| Buruh/Karyawan/Pegawai/<br>Employee  | 3 556 981                                | 367 531        | 3 757 414        | 2 378 155         | 2 715 953        | 414 847          | 7 631 797         | 503 378        | 21 326 056        |
| Pekerja Bebas di<br>Pertanian/Casual<br>Employee in Agriculture  | -  | -              | -                | 116               | 677              | 935 955          | 3 640             | -              | 940 388           |
| Pekerja Bebas di<br>Nonpertanian/Casual<br>Employee not in Agriculture   | 25 683                                   | -              | 8 878            | 98 166            | 234 682          | -                | 1 822 037         | -              | 2 189 446         |
| Pekerja keluarga/<br>tak dibayar/<br>Family Worker   | 17 016                                   | -              | 74 584           | 1 769 194         | 154 502          | 837 183          | 597 170           | -              | 3 449 649         |
| <b>Jumlah/Total</b>  | <b>4 165 750</b>                         | <b>707 695</b> | <b>4 279 795</b> | <b>11 395 502</b> | <b>4 366 669</b> | <b>4 126 816</b> | <b>15 487 191</b> | <b>503 378</b> | <b>45 032 796</b> |

## Catatan/Note:

\*) 0/1. Tenaga Profesional, Teknisi dan yang Sejenis/Professional, Technical and Related Worker 2. Tenaga Kepemimpinan dan Ketatalaksanaan/Administrative and Managerial Workers 3. Tenaga Tata Usaha dan yang Sejenis/Clerical and Related Workers 4. Tenaga Usaha Penjualan/Sales Workers 5. Tenaga Usaha Jasa/Services Workers 6. Tenaga Usaha Pertanian, Kehutanan, Perburuan dan Perikanan/Agriculture, Animal Husbandry, Forestry Workers, Fishermen and Hunters 7/8/9. Tenaga Produksi, Operator Alat-alat Angkutan dan Pekerja Kasar/Production and Related Workers, Transport Equipment Operators and Laborers X/00. Lainnya/Others

**Tabel** 19.3 Penduduk Berumur 15 Tahun ke Atas yang Bekerja Selama Seminggu yang lalu Menurut Status Pekerjaan Utama dan Jenis Pekerjaan Utama  
**Table** Population 15 Years of Age and Over Who Worked During the Previous Week by Main Employment Status and Main Occupation (Agustus/August 2010)

| Perdesaan/Rural  |  | Laki-laki+Perempuan/Male+Female |                  |                  |                  |                   |                   |                |                   |
|--|--|---------------------------------|------------------|------------------|------------------|-------------------|-------------------|----------------|-------------------|
| Status Pekerjaan Utama<br>Main Employment Status   | Jenis Pekerjaan Utama/Main Occupation *) |                                 |                  |                  |                  |                   |                   |                | Jumlah Total      |
|  | 0/1                                      | 2                               | 3                | 4                | 5                | 6                 | 7/8/9             | X/00           |                   |
| (1)  | (2)                                      | (3)                             | (4)              | (5)              | (6)              | (7)               | (8)               | (9)            | (10)              |
| Berusaha Sendiri/<br>Own Account Worker  | 185 628                                  | 945                             | 25 559           | 3 342 186        | 341 263          | 3 813 428         | 3 225 178         | -              | 10 934 187        |
| Berusaha Dibantu Buruh Tidak Tetap/Buruh Tidak Dibayar/<br>Employer Assisted by Temporary Worker/Unpaid Worker | 45 685                                   | 26 588                          | 16 235           | 2 059 886        | 109 501          | 12 720 672        | 1 406 172         | -              | 16 384 739        |
| Berusaha Dibantu Buruh Tetap/Buruh Dibayar/<br>Employer Assisted by Permanent Worker                           | 15 068                                   | 49 541                          | 6 825            | 262 687          | 42 667           | 696 824           | 454 631           | -              | 1 528 243         |
| Buruh/Karyawan/Pegawai/<br>Employee  | 2 331 915                                | 178 112                         | 1 065 535        | 678 925          | 747 608          | 1 982 258         | 4 076 156         | 134 952        | 11 195 461        |
| Pekerja Bebas di Pertanian/Casual<br>Employee in Agriculture   | -  | -                               | -                | 5 093            | 2 289            | 4 835 868         | 31 472            | -              | 4 874 722         |
| Pekerja Bebas di Nonpertanian/Casual<br>Employee not in Agriculture  | 12 481                                   | -                               | 4 889            | 107 665          | 126 468          | -                 | 2 691 112         | -              | 2 942 615         |
| Pekerja keluarga/tak dibayar/<br>Family Worker   | 7 872                                    | -                               | 10 146           | 1 366 419        | 82 821           | 12 802 068        | 1 045 678         | -              | 15 315 004        |
| <b>Jumlah/Total</b>  | <b>2 598 649</b>                         | <b>255 186</b>                  | <b>1 129 189</b> | <b>7 822 861</b> | <b>1 452 617</b> | <b>36 851 118</b> | <b>12 930 399</b> | <b>134 952</b> | <b>63 174 971</b> |

## Catatan/Note :

\*) 0/1. Tenaga Profesional, Teknisi dan yang Sejenis/Professional, Technical and Related Worker 2. Tenaga Kepemimpinan dan Ketatalaksanaan/Administrative and Managerial Workers 3. Tenaga Tata Usaha dan yang Sejenis/Clerical and Related Workers 4. Tenaga Usaha Penjualan/Sales Workers 5. Tenaga Usaha Jasa/Services Workers 6. Tenaga Usaha Pertanian, Kehutanan, Perburuan dan Perikanan/Agriculture, Animal Husbandry, Forestry Workers, Fishermen and Hunters 7/8/9. Tenaga Produksi, Operator Alat-alat Angkutan dan Pekerja Kasar/Production and Related Workers, Transport Equipment Operators and Laborers X/00. Lainnya/Others

Tabel 19.4 Penduduk Berumur 15 Tahun ke Atas yang Bekerja Selama Seminggu yang lalu Menurut Status Pekerjaan Utama dan Jenis Pekerjaan Utama  
 Table Population 15 Years of Age and Over Who Worked During the Previous Week by Main Employment Status and Main Occupation (Agustus/August 2010)

| Perkotaan+Perdesaan/Urban+Rural  |  |         |           |           |           |            |            |         |              | Laki-laki/Male |
|--|--|---------|-----------|-----------|-----------|------------|------------|---------|--------------|----------------|
| Status Pekerjaan Utama<br>Main Employment Status   | Jenis Pekerjaan Utama/Main Occupation *) |         |           |           |           |            |            |         | Jumlah Total |                |
|  | 0/1                                      | 2       | 3         | 4         | 5         | 6          | 7/8/9      | X/00    |              |                |
| (1)  | (2)                                      | (3)     | (4)       | (5)       | (6)       | (7)        | (8)        | (9)     | (10)         |                |
| Berusaha Sendiri/<br>Own Account Worker  | 317 957                                  | 2 658   | 118 480   | 3 853 268 | 676 234   | 3 571 649  | 5 299 147  | -       | 13 839 393   |                |
| Berusaha Dibantu Buruh<br>Tidak Tetap/Buruh Tidak<br>Dibayar/Employer<br>Assisted by Temporary<br>Worker/Unpaid Worker | 107 524                                  | 93 778  | 139 630   | 2 221 256 | 240 866   | 11 923 880 | 1 833 424  | -       | 16 560 358   |                |
| Berusaha Dibantu Buruh<br>Tetap/Buruh Dibayar/<br>Employer Assisted by<br>Permanent Worker                             | 70 618                                   | 241 461 | 39 552    | 676 821   | 142 755   | 749 529    | 783 659    | -       | 2 704 395    |                |
| Buruh/Karyawan/Pegawai/<br>Employee  | 2 807 790                                | 451 196 | 2 897 240 | 1 780 213 | 1 809 253 | 1 863 693  | 8 803 493  | 611 097 | 21 023 975   |                |
| Pekerja Bebas di<br>Pertanian/Casual<br>Employee in Agriculture  | -  | -       | -         | 4 431     | 2 832     | 3 752 545  | 30 513     | -       | 3 790 321    |                |
| Pekerja Bebas di<br>Nonpertanian/Casual<br>Employee not in Agriculture   | 27 828                                   | -       | 9 935     | 139 619   | 117 834   | -          | 4 054 167  | -       | 4 349 383    |                |
| Pekerja keluarga/<br>tak dibayar/<br>Family Worker   | 9 884                                    | -       | 18 729    | 729 640   | 76 282    | 3 891 701  | 468 162    | -       | 5 194 398    |                |
| Jumlah/Total   | 3 341 601                                | 789 093 | 3 223 566 | 9 405 248 | 3 066 056 | 25 752 997 | 21 272 565 | 611 097 | 67 462 223   |                |

## Catatan/Note :

\*) 0/1. Tenaga Profesional, Teknisi dan yang Sejenis/Professional, Technical and Related Worker 2. Tenaga Kepemimpinan dan Ketatalaksanaan/Administrative and Managerial Workers 3. Tenaga Tata Usaha dan yang Sejenis/Clerical and Related Workers 4. Tenaga Usaha Penjualan/Sales Workers 5. Tenaga Usaha Jasa/Services Workers 6. Tenaga Usaha Pertanian, Kehutanan, Perburuan dan Perikanan/Agriculture, Animal Husbandry, Forestry Workers, Fishermen and Hunters 7/8/9. Tenaga Produksi, Operator Alat-alat Angkutan dan Pekerja Kasar/Production and Related Workers, Transport Equipment Operators and Laborers X/00. Lainnya/Others

Tabel 19.5 Penduduk Berumur 15 Tahun ke Atas yang Bekerja Selama Seminggu yang lalu Menurut Status Pekerjaan Utama dan Jenis Pekerjaan Utama  
 Table Population 15 Years of Age and Over Who Worked During the Previous Week by Main Employment Status and Main Occupation (Agustus/August 2010)

| Perkotaan+Perdesaan/Urban+Rural  |  |                |                  |                  |                  |                   |                  |               |                   | Perempuan/Female |
|--|--|----------------|------------------|------------------|------------------|-------------------|------------------|---------------|-------------------|------------------|
| Status Pekerjaan Utama<br>Main Employment Status   | Jenis Pekerjaan Utama/Main Occupation *) |                |                  |                  |                  |                   |                  |               | Jumlah Total      |                  |
|  | 0/1                                      | 2              | 3                | 4                | 5                | 6                 | 7/8/9            | X/00          |                   |                  |
| (1)  | (2)                                      | (3)            | (4)              | (5)              | (6)              | (7)               | (8)              | (9)           | (10)              |                  |
| Berusaha Sendiri/<br>Own Account Worker  | 234 868                                  | 1 234          | 73 002           | 3 818 026        | 490 486          | 861 880           | 1 711 682        | -             | 7 191 178         |                  |
| Berusaha Dibantu Buruh<br>Tidak Tetap/Buruh Tidak<br>Dibayar/Employer<br>Assisted by Temporary<br>Worker/Unpaid Worker | 60 539                                   | 36 669         | 104 586          | 2 038 191        | 148 290          | 1 936 290         | 797 068          | -             | 5 121 633         |                  |
| Berusaha Dibantu Buruh<br>Tetap/Buruh Dibayar/<br>Employer Assisted by<br>Permanent Worker                             | 20 945                                   | 41 438         | 12 288           | 207 068          | 55 655           | 126 527           | 93 548           | -             | 557 469           |                  |
| Buruh/Karyawan/Pegawai/<br>Employee  | 3 081 106                                | 94 447         | 1 925 709        | 1 276 867        | 1 654 308        | 533 412           | 2 904 460        | 27 233        | 11 497 542        |                  |
| Pekerja Bebas di<br>Pertanian/Casual<br>Employee in Agriculture  | -  | -              | -                | 778              | 134              | 2 019 278         | 4 599            | -             | 2 024 789         |                  |
| Pekerja Bebas di<br>Nonpertanian/Casual<br>Employee not in Agriculture   | 10 336                                   | -              | 3 832            | 66 212           | 243 316          | -                 | 458 982          | -             | 782 678           |                  |
| Pekerja keluarga/<br>tak dibayar/<br>Family Worker   | 15 004                                   | -              | 66 001           | 2 405 973        | 161 041          | 9 747 550         | 1 174 686        | -             | 13 570 255        |                  |
| <b>Jumlah/Total</b>  | <b>3 422 798</b>                         | <b>173 788</b> | <b>2 185 418</b> | <b>9 813 115</b> | <b>2 753 230</b> | <b>15 224 937</b> | <b>7 145 025</b> | <b>27 233</b> | <b>40 745 544</b> |                  |

## Catatan/Note :

\*) 0/1. Tenaga Profesional, Teknisi dan yang Sejenis/Professional, Technical and Related Worker 2. Tenaga Kepemimpinan dan Ketatalaksanaan/Administrative and Managerial Workers 3. Tenaga Tata Usaha dan yang Sejenis/Clerical and Related Workers 4. Tenaga Usaha Penjualan/Sales Workers 5. Tenaga Usaha Jasa/Services Workers 6. Tenaga Usaha Pertanian, Kehutanan, Perburuan dan Perikanan/Agriculture, Animal Husbandry, Forestry Workers, Fishermen and Hunters 7/8/9. Tenaga Produksi, Operator Alat-alat Angkutan dan Pekerja Kasar/Production and Related Workers, Transport Equipment Operators and Laborers X/00. Lainnya/Others

**Tabel** 20.1 Penduduk Berumur 15 Tahun ke Atas yang Bekerja Selama Seminggu yang lalu Menurut Jumlah Jam Kerja pada Pekerjaan Utama dan Lapangan Pekerjaan Utama  
**Table** 20.1 Population 15 Years of Age and Over Who Worked During the Previous Week by Total Working Hours on Main Job and Main Industry (Agustus/August 2010)

| Perkotaan+Perdesaan/Urban+Rural  |   |                  |                   |                |                  |                   |                  |                  |                   | Laki-laki+Perempuan/Male+Female |
|--|---|------------------|-------------------|----------------|------------------|-------------------|------------------|------------------|-------------------|---------------------------------|
| Jumlah Jam Kerja<br>Pada Pekerjaan Utama<br>Total Working Hours<br>On Main Job | Lapangan Pekerjaan Utama/Main Industry *) |                  |                   |                |                  |                   |                  |                  |                   | Jumlah<br>Total                 |
|  | 1   | 2                | 3                 | 4              | 5                | 6                 | 7                | 8                | 9                 |                                 |
| (1)  | (2)                                       | (3)              | (4)               | (5)            | (6)              | (7)               | (8)              | (9)              | (10)              | (11)                            |
| 0 **)  | 1 032 854                                 | 26 626           | 188 748           | 2 832          | 130 994          | 575 392           | 100 214          | 36 415           | 393 394           | 2 487 469                       |
| 1 - 4  | 225 962                                   | 1 503            | 18 062            | 583            | 1 871            | 44 262            | 6 324            | 12 239           | 72 271            | 383 077                         |
| 5 - 9  | 1 174 983                                 | 8 160            | 99 592            | 650            | 23 192           | 222 614           | 29 907           | 19 107           | 243 136           | 1 821 341                       |
| 10 - 14  | 2 800 271                                 | 17 611           | 215 406           | 2 420          | 24 915           | 487 172           | 68 930           | 22 047           | 385 897           | 4 024 669                       |
| 15 - 19  | 3 450 394                                 | 22 984           | 250 247           | 2 623          | 70 099           | 463 250           | 77 891           | 12 682           | 493 709           | 4 843 879                       |
| 20 - 24  | 6 051 068                                 | 52 655           | 548 231           | 5 306          | 137 005          | 998 428           | 200 565          | 34 938           | 1 024 364         | 9 052 560                       |
| 25 - 34  | 10 063 891                                | 136 038          | 1 098 584         | 13 969         | 291 303          | 1 917 456         | 398 162          | 89 142           | 2 427 897         | 16 436 442                      |
| 35 - 44  | 9 133 651                                 | 294 108          | 3 151 711         | 89 216         | 869 948          | 3 827 229         | 1 031 042        | 590 643          | 4 859 667         | 23 847 215                      |
| 45 - 54  | 4 882 994                                 | 363 854          | 5 851 363         | 83 846         | 2 622 341        | 5 518 806         | 1 608 348        | 645 436          | 3 187 248         | 24 764 236                      |
| 55 - 59  | 1 435 398                                 | 129 360          | 1 198 689         | 14 140         | 904 267          | 2 587 138         | 663 637          | 102 847          | 939 827           | 7 975 303                       |
| 60 - 74  | 1 035 160                                 | 145 956          | 1 004 653         | 14 689         | 486 665          | 3 863 019         | 1 074 671        | 126 103          | 1 309 971         | 9 060 887                       |
| 75+  | 208 315                                   | 55 646           | 198 965           | 3 796          | 30 297           | 1 987 410         | 359 331          | 47 887           | 619 042           | 3 510 689                       |
| <b>Jumlah/Total</b>  | <b>41 494 941</b>                         | <b>1 254 501</b> | <b>13 824 251</b> | <b>234 070</b> | <b>5 592 897</b> | <b>22 492 176</b> | <b>5 619 022</b> | <b>1 739 486</b> | <b>15 956 423</b> | <b>108 207 767</b>              |

## Catatan/Note :

\*) 1. Pertanian, Kehutanan, Perburuan dan Perikanan/Agriculture, Forestry, Hunting and Fishery 2. Pertambangan dan Penggalian/  
Mining and Quarrying 3. Industri Pengolahan/Manufacturing Industry 4. Listrik, Gas dan Air/Electricity, Gas and Water  
5. Bangunan/Construction 6. Perdagangan Besar, Eceran, Rumah Makan dan Hotel/Wholesale Trade, Retail Trade, Restaurant and Hotels  
7. Angkutan, Pergudangan dan Komunikasi/Transportation, Storage and Communication 8. Keuangan, Asuransi, Usaha Persewaan Bangunan,  
Tanah dan Jasa Perusahaan/Financing, Insurance, Real Estate and Business Services 9. Jasa Kemasyarakatan, Sosial dan Perorangan/  
Community, Social and Personal Services

\*\*\*) Sementara Tidak Bekerja/Temporarily Not Working

**Tabel** 20.2 Penduduk Berumur 15 Tahun ke Atas yang Bekerja Selama Seminggu yang lalu Menurut Jumlah Jam Kerja pada Pekerjaan Utama dan Lapangan Pekerjaan Utama  
**Table** Population 15 Years of Age and Over Who Worked During the Previous Week by Total Working Hours on Main Job and Main Industry (Agustus/August 2010)

| Perkotaan/Urban  |   |                |                  |                |                  |                   |                  |                  |                   |                   | Laki-laki+Perempuan/Male+Female |
|--|---|----------------|------------------|----------------|------------------|-------------------|------------------|------------------|-------------------|-------------------|---------------------------------|
| Jumlah Jam Kerja<br>Pada Pekerjaan Utama<br>Total Working Hours<br>On Main Job | Lapangan Pekerjaan Utama/Main Industry *) |                |                  |                |                  |                   |                  |                  |                   | Jumlah<br>Total   |                                 |
|  | 1   | 2              | 3                | 4              | 5                | 6                 | 7                | 8                | 9                 |                   |                                 |
| (1)  | (2)                                       | (3)            | (4)              | (5)            | (6)              | (7)               | (8)              | (9)              | (10)              | (11)              |                                 |
| 0 **)  | 124 867                                   | 9 745          | 92 330           | 1 615          | 76 859           | 311 166           | 49 726           | 28 477           | 195 158           | 889 943           |                                 |
| 1 - 4  | 27 077                                    | 173            | 5 283            | 211            | 720              | 25 522            | 3 154            | 11 230           | 38 722            | 112 092           |                                 |
| 5 - 9  | 122 526                                   | 2 411          | 31 043           | 493            | 13 075           | 110 189           | 16 238           | 16 780           | 134 334           | 447 089           |                                 |
| 10 - 14  | 273 336                                   | 3 989          | 66 139           | 1 300          | 12 950           | 254 366           | 33 945           | 16 098           | 222 470           | 884 593           |                                 |
| 15 - 19  | 311 764                                   | 4 025          | 83 865           | 867            | 31 872           | 207 905           | 39 966           | 6 225            | 247 625           | 934 114           |                                 |
| 20 - 24  | 552 166                                   | 8 430          | 189 253          | 2 944          | 61 911           | 510 095           | 92 310           | 20 770           | 560 502           | 1 998 381         |                                 |
| 25 - 34  | 870 874                                   | 24 981         | 390 977          | 7 077          | 114 931          | 980 237           | 192 959          | 61 134           | 1 257 351         | 3 900 521         |                                 |
| 35 - 44  | 880 139                                   | 100 029        | 1 893 886        | 69 648         | 429 504          | 2 324 626         | 637 141          | 513 236          | 3 269 693         | 10 117 902        |                                 |
| 45 - 54  | 568 076                                   | 116 317        | 3 896 455        | 63 484         | 1 392 915        | 3 929 895         | 1 073 256        | 532 372          | 2 316 661         | 13 889 431        |                                 |
| 55 - 59  | 217 855                                   | 41 095         | 643 081          | 11 151         | 406 227          | 1 641 146         | 400 825          | 79 733           | 656 779           | 4 097 892         |                                 |
| 60 - 74  | 247 743                                   | 56 353         | 619 372          | 10 489         | 251 858          | 2 515 590         | 677 977          | 102 761          | 999 060           | 5 481 203         |                                 |
| 75+  | 66 072                                    | 29 284         | 122 639          | 2 619          | 18 498           | 1 235 474         | 246 849          | 38 816           | 519 384           | 2 279 635         |                                 |
| <b>Jumlah/Total</b>  | <b>4 262 495</b>                          | <b>396 832</b> | <b>8 034 323</b> | <b>171 898</b> | <b>2 811 320</b> | <b>14 046 211</b> | <b>3 464 346</b> | <b>1 427 632</b> | <b>10 417 739</b> | <b>45 032 796</b> |                                 |

## Catatan/Note :

\*) 1. Pertanian, Kehutanan, Perburuan dan Perikanan/Agriculture, Forestry, Hunting and Fishery 2. Pertambangan dan Penggalian/  
Mining and Quarrying 3. Industri Pengolahan/Manufacturing Industry 4. Listrik, Gas dan Air/Electricity, Gas and Water  
5. Bangunan/Construction 6. Perdagangan Besar, Eceran, Rumah Makan dan Hotel/Wholesale Trade, Retail Trade, Restaurant and Hotels  
7. Angkutan, Pergudangan dan Komunikasi/Transportation, Storage and Communication 8. Keuangan, Asuransi, Usaha Persewaan Bangunan,  
Tanah dan Jasa Perusahaan/Financing, Insurance, Real Estate and Business Services 9. Jasa Kemasyarakatan, Sosial dan Perorangan/  
Community, Social and Personal Services

\*\*\*) Sementara Tidak Bekerja/Temporarily Not Working

**Tabel** 20.3 Penduduk Berumur 15 Tahun ke Atas yang Bekerja Selama Seminggu yang lalu Menurut Jumlah Jam Kerja pada Pekerjaan Utama dan Lapangan Pekerjaan Utama  
**Table** 20.3 Population 15 Years of Age and Over Who Worked During the Previous Week by Total Working Hours on Main Job and Main Industry (Agustus/August 2010)

| Perdesaan/Rural  |   |                |                  |               |                  |                  |                  |                |                  | Laki-laki+Perempuan/Male+Female |
|--|---|----------------|------------------|---------------|------------------|------------------|------------------|----------------|------------------|---------------------------------|
| Jumlah Jam Kerja<br>Pada Pekerjaan Utama<br>Total Working Hours<br>On Main Job | Lapangan Pekerjaan Utama/Main Industry *) |                |                  |               |                  |                  |                  |                |                  | Jumlah<br>Total                 |
|  | 1   | 2              | 3                | 4             | 5                | 6                | 7                | 8              | 9                |                                 |
| (1)  | (2)                                       | (3)            | (4)              | (5)           | (6)              | (7)              | (8)              | (9)            | (10)             | (11)                            |
| 0 **)  | 907 987                                   | 16 881         | 96 418           | 1 217         | 54 135           | 264 226          | 50 488           | 7 938          | 198 236          | 1 597 526                       |
| 1 - 4  | 198 885                                   | 1 330          | 12 779           | 372           | 1 151            | 18 740           | 3 170            | 1 009          | 33 549           | 270 985                         |
| 5 - 9  | 1 052 457                                 | 5 749          | 68 549           | 157           | 10 117           | 112 425          | 13 669           | 2 327          | 108 802          | 1 374 252                       |
| 10 - 14  | 2 526 935                                 | 13 622         | 149 267          | 1 120         | 11 965           | 232 806          | 34 985           | 5 949          | 163 427          | 3 140 076                       |
| 15 - 19  | 3 138 630                                 | 18 959         | 166 382          | 1 756         | 38 227           | 255 345          | 37 925           | 6 457          | 246 084          | 3 909 765                       |
| 20 - 24  | 5 498 902                                 | 44 225         | 358 978          | 2 362         | 75 094           | 488 333          | 108 255          | 14 168         | 463 862          | 7 054 179                       |
| 25 - 34  | 9 193 017                                 | 111 057        | 707 607          | 6 892         | 176 372          | 937 219          | 205 203          | 28 008         | 1 170 546        | 12 535 921                      |
| 35 - 44  | 8 253 512                                 | 194 079        | 1 257 825        | 19 568        | 440 444          | 1 502 603        | 393 901          | 77 407         | 1 589 974        | 13 729 313                      |
| 45 - 54  | 4 314 918                                 | 247 537        | 1 954 908        | 20 362        | 1 229 426        | 1 588 911        | 535 092          | 113 064        | 870 587          | 10 874 805                      |
| 55 - 59  | 1 217 543                                 | 88 265         | 555 608          | 2 989         | 498 040          | 945 992          | 262 812          | 23 114         | 283 048          | 3 877 411                       |
| 60 - 74  | 787 417                                   | 89 603         | 385 281          | 4 200         | 234 807          | 1 347 429        | 396 694          | 23 342         | 310 911          | 3 579 684                       |
| 75+  | 142 243                                   | 26 362         | 76 326           | 1 177         | 11 799           | 751 936          | 112 482          | 9 071          | 99 658           | 1 231 054                       |
| <b>Jumlah/Total</b>  | <b>37 232 446</b>                         | <b>857 669</b> | <b>5 789 928</b> | <b>62 172</b> | <b>2 781 577</b> | <b>8 445 965</b> | <b>2 154 676</b> | <b>311 854</b> | <b>5 538 684</b> | <b>63 174 971</b>               |

Catatan/Note :

- \*) 1. Pertanian, Kehutanan, Perburuan dan Perikanan/Agriculture, Forestry, Hunting and Fishery 2. Pertambangan dan Penggalian/  
Mining and Quarrying 3. Industri Pengolahan/Manufacturing Industry 4. Listrik, Gas dan Air/Electricity, Gas and Water  
5. Bangunan/Construction 6. Perdagangan Besar, Eceran, Rumah Makan dan Hotel/Wholesale Trade, Retail Trade, Restaurant and Hotels  
7. Angkutan, Pergudangan dan Komunikasi/Transportation, Storage and Communication 8. Keuangan, Asuransi, Usaha Persewaan Bangunan,  
Tanah dan Jasa Perusahaan/Financing, Insurance, Real Estate and Business Services 9. Jasa Kemasyarakatan, Sosial dan Perorangan/  
Community, Social and Personal Services

\*\*) Sementara Tidak Bekerja/Temporarily Not Working

Tabel 20.4 Penduduk Berumur 15 Tahun ke Atas yang Bekerja Selama Seminggu yang lalu Menurut Jumlah Jam Kerja pada Pekerjaan Utama dan Lapangan Pekerjaan Utama  
 Table Population 15 Years of Age and Over Who Worked During the Previous Week by Total Working Hours on Main Job and Main Industry  
 (Agustus/August 2010)

| Perkotaan+Perdesaan/Urban+Rural  |   |           |           |         |           |            |           |           |           | Laki-laki/Male  |
|--|---|-----------|-----------|---------|-----------|------------|-----------|-----------|-----------|-----------------|
| Jumlah Jam Kerja<br>Pada Pekerjaan Utama<br>Total Working Hours<br>On Main Job | Lapangan Pekerjaan Utama/Main Industry *) |           |           |         |           |            |           |           |           | Jumlah<br>Total |
|  | 1   | 2         | 3         | 4       | 5         | 6          | 7         | 8         | 9         |                 |
| (1)  | (2)                                       | (3)       | (4)       | (5)     | (6)       | (7)        | (8)       | (9)       | (10)      | (11)            |
| 0 **)  | 697 373                                   | 24 996    | 96 262    | 2 389   | 129 818   | 290 847    | 93 594    | 26 224    | 183 522   | 1 545 025       |
| 1 - 4  | 86 628                                    | 1 503     | 6 346     | 511     | 1 871     | 17 996     | 5 393     | 7 769     | 24 706    | 152 723         |
| 5 - 9  | 457 118                                   | 5 317     | 28 592    | 604     | 22 142    | 84 940     | 23 222    | 11 916    | 79 590    | 713 441         |
| 10 - 14  | 1 169 425                                 | 11 792    | 59 633    | 2 244   | 23 043    | 161 562    | 59 865    | 13 350    | 137 634   | 1 638 548       |
| 15 - 19  | 1 609 290                                 | 14 663    | 84 953    | 2 559   | 67 451    | 182 018    | 68 678    | 7 693     | 198 240   | 2 235 545       |
| 20 - 24  | 3 217 372                                 | 35 276    | 195 230   | 5 221   | 130 830   | 386 341    | 180 994   | 21 015    | 418 833   | 4 591 112       |
| 25 - 34  | 6 411 830                                 | 105 822   | 454 255   | 12 929  | 282 760   | 817 290    | 366 072   | 56 540    | 1 198 983 | 9 706 481       |
| 35 - 44  | 6 429 896                                 | 251 588   | 1 672 644 | 77 720  | 838 760   | 1 906 663  | 922 094   | 368 607   | 2 910 978 | 15 378 950      |
| 45 - 54  | 3 804 255                                 | 336 960   | 3 650 541 | 77 596  | 2 564 283 | 3 238 227  | 1 428 386 | 478 991   | 2 145 508 | 17 724 747      |
| 55 - 59  | 1 200 709                                 | 123 938   | 802 318   | 12 985  | 887 654   | 1 422 926  | 620 710   | 82 102    | 630 080   | 5 783 422       |
| 60 - 74  | 901 005                                   | 138 899   | 632 343   | 13 442  | 477 488   | 2 007 298  | 1 027 558 | 110 088   | 735 098   | 6 043 219       |
| 75+  | 188 237                                   | 54 195    | 143 114   | 3 678   | 29 222    | 884 611    | 340 772   | 43 846    | 261 335   | 1 949 010       |
| Jumlah/Total   | 26 173 138                                | 1 104 949 | 7 826 231 | 211 878 | 5 455 322 | 11 400 719 | 5 137 338 | 1 228 141 | 8 924 507 | 67 462 223      |

## Catatan/Note :

\*) 1. Pertanian, Kehutanan, Perburuan dan Perikanan/Agriculture, Forestry, Hunting and Fishery 2. Pertambangan dan Penggalian/  
 Mining and Quarrying 3. Industri Pengolahan/Manufacturing Industry 4. Listrik, Gas dan Air/Electricity, Gas and Water  
 5. Bangunan/Construction 6. Perdagangan Besar, Eceran, Rumah Makan dan Hotel/Wholesale Trade, Retail Trade, Restaurant and Hotels  
 7. Angkutan, Pergudangan dan Komunikasi/Transportation, Storage and Communication 8. Keuangan, Asuransi, Usaha Persewaan Bangunan,  
 Tanah dan Jasa Perusahaan/Financing, Insurance, Real Estate and Business Services 9. Jasa Kemasyarakatan, Sosial dan Perorangan/  
 Community, Social and Personal Services

\*\*\*) Sementara Tidak Bekerja/Temporarily Not Working



Tabel 20.5 Penduduk Berumur 15 Tahun ke Atas yang Bekerja Selama Seminggu yang lalu Menurut Jumlah Jam Kerja pada Pekerjaan Utama dan Lapangan Pekerjaan Utama  
 Table Population 15 Years of Age and Over Who Worked During the Previous Week by Total Working Hours on Main Job and Main Industry  
 (Agustus/August 2010)

| Perkotaan+Perdesaan/Urban+Rural  |   |         |           |        |         |            |         |         |           | Perempuan/Female |
|--|---|---------|-----------|--------|---------|------------|---------|---------|-----------|------------------|
| Jumlah Jam Kerja<br>Pada Pekerjaan Utama<br>Total Working Hours<br>On Main Job | Lapangan Pekerjaan Utama/Main Industry *) |         |           |        |         |            |         |         |           | Jumlah<br>Total  |
|  | 1   | 2       | 3         | 4      | 5       | 6          | 7       | 8       | 9         |                  |
| (1)  | (2)                                       | (3)     | (4)       | (5)    | (6)     | (7)        | (8)     | (9)     | (10)      | (11)             |
| 0 **)  | 335 481                                   | 1 630   | 92 486    | 443    | 1 176   | 284 545    | 6 620   | 10 191  | 209 872   | 942 444          |
| 1 - 4  | 139 334                                   | -       | 11 716    | 72     | -       | 26 266     | 931     | 4 470   | 47 565    | 230 354          |
| 5 - 9  | 717 865                                   | 2 843   | 71 000    | 46     | 1 050   | 137 674    | 6 685   | 7 191   | 163 546   | 1 107 900        |
| 10 - 14  | 1 630 846                                 | 5 819   | 155 773   | 176    | 1 872   | 325 610    | 9 065   | 8 697   | 248 263   | 2 386 121        |
| 15 - 19  | 1 841 104                                 | 8 321   | 165 294   | 64     | 2 648   | 281 232    | 9 213   | 4 989   | 295 469   | 2 608 334        |
| 20 - 24  | 2 833 696                                 | 17 379  | 353 001   | 85     | 6 175   | 612 087    | 19 571  | 13 923  | 605 531   | 4 461 448        |
| 25 - 34  | 3 652 061                                 | 30 216  | 644 329   | 1 040  | 8 543   | 1 100 166  | 32 090  | 32 602  | 1 228 914 | 6 729 961        |
| 35 - 44  | 2 703 755                                 | 42 520  | 1 479 067 | 11 496 | 31 188  | 1 920 566  | 108 948 | 222 036 | 1 948 689 | 8 468 265        |
| 45 - 54  | 1 078 739                                 | 26 894  | 2 200 822 | 6 250  | 58 058  | 2 280 579  | 179 962 | 166 445 | 1 041 740 | 7 039 489        |
| 55 - 59  | 234 689                                   | 5 422   | 396 371   | 1 155  | 16 613  | 1 164 212  | 42 927  | 20 745  | 309 747   | 2 191 881        |
| 60 - 74  | 134 155                                   | 7 057   | 372 310   | 1 247  | 9 177   | 1 855 721  | 47 113  | 16 015  | 574 873   | 3 017 668        |
| 75+  | 20 078                                    | 1 451   | 55 851    | 118    | 1 075   | 1 102 799  | 18 559  | 4 041   | 357 707   | 1 561 679        |
| Jumlah/Total   | 15 321 803                                | 149 552 | 5 998 020 | 22 192 | 137 575 | 11 091 457 | 481 684 | 511 345 | 7 031 916 | 40 745 544       |

## Catatan/Note :

\*) 1. Pertanian, Kehutanan, Perburuan dan Perikanan/Agriculture, Forestry, Hunting and Fishery 2. Pertambangan dan Penggalian/  
 Mining and Quarrying 3. Industri Pengolahan/Manufacturing Industry 4. Listrik, Gas dan Air/Electricity, Gas and Water  
 5. Bangunan/Construction 6. Perdagangan Besar, Eceran, Rumah Makan dan Hotel/Wholesale Trade, Retail Trade, Restaurant and Hotels  
 7. Angkutan, Pergudangan dan Komunikasi/Transportation, Storage and Communication 8. Keuangan, Asuransi, Usaha Persewaan Bangunan,  
 Tanah dan Jasa Perusahaan/Financing, Insurance, Real Estate and Business Services 9. Jasa Kemasyarakatan, Sosial dan Perorangan/  
 Community, Social and Personal Services

\*\*\*) Sementara Tidak Bekerja/Temporarily Not Working

Tabel 21.1 Penduduk Berumur 15 Tahun ke Atas yang Bekerja Selama Seminggu yang lalu Menurut Jumlah Jam Kerja pada Pekerjaan Utama dan Status Pekerjaan Utama  
 Table Population 15 Years of Age and Over Who Worked During the Previous Week by Total Working Hours on Main Job and Main Employment Status (Agustus/August 2010)

| Jumlah Jam Kerja<br>Pada Pekerjaan Utama<br>Total Working Hours<br>on Main Job | Status Pekerjaan Utama/Main Employment Status *) |            |           |            |           |           |            | Jumlah<br>Total |             |
|--|--|------------|-----------|------------|-----------|-----------|------------|-----------------|-------------|
|  | 1  | 2          | 3         | 4          | 5         | 6         | 7          |                 |             |
|  | (1)  | (2)        | (3)       | (4)        | (5)       | (6)       | (7)        |                 | (8)         |
| 0 **)  | 737 793  | 983 710    | 131 704   | 634 262    | -         | -         |            |                 | 2 487 469   |
| 1 - 4  | 86 343   | 40 951     | 9 883     | 34 984     | 12 815    | 16 073    | 182 028    |                 | 383 077     |
| 5 - 9  | 320 034  | 265 434    | 41 369    | 168 019    | 101 605   | 72 172    | 852 708    |                 | 1 821 341   |
| 10 - 14  | 645 293  | 753 534    | 77 878    | 322 119    | 231 724   | 94 346    | 1 899 775  |                 | 4 024 669   |
| 15 - 19  | 739 245  | 996 973    | 82 394    | 502 056    | 465 000   | 153 193   | 1 905 018  |                 | 4 843 879   |
| 20 - 24  | 1 493 572  | 2 081 034  | 176 887   | 1 134 125  | 849 324   | 297 694   | 3 019 924  |                 | 9 052 560   |
| 25 - 34  | 2 667 793  | 4 318 119  | 327 782   | 2 951 172  | 1 460 347 | 513 728   | 4 197 501  |                 | 16 436 442  |
| 35 - 44  | 4 182 695  | 4 785 629  | 562 959   | 8 503 438  | 1 358 109 | 909 652   | 3 544 733  |                 | 23 847 215  |
| 45 - 54  | 4 491 013  | 3 673 255  | 750 042   | 11 492 607 | 751 028   | 1 868 818 | 1 737 473  |                 | 24 764 236  |
| 55 - 59  | 1 926 152  | 1 319 779  | 424 958   | 2 644 786  | 327 129   | 732 854   | 599 645    |                 | 7 975 303   |
| 60 - 74  | 2 685 507  | 1 655 739  | 490 761   | 3 000 345  | 225 890   | 410 444   | 592 201    |                 | 9 060 887   |
| 75+  | 1 055 131  | 807 834    | 185 247   | 1 133 604  | 32 139    | 63 087    | 233 647    |                 | 3 510 689   |
| Jumlah/Total   | 21 030 571                                       | 21 681 991 | 3 261 864 | 32 521 517 | 5 815 110 | 5 132 061 | 18 764 653 |                 | 108 207 767 |

## Catatan/Note :

- \*) 1. Berusaha sendiri/Own Account Workers  
 2. Berusaha dibantu buruh tidak tetap/buruh tidak dibayar  
 Employer Assisted by Temporary Worker/Unpaid Worker  
 3. Berusaha dibantu buruh tetap/buruh dibayar/Employer Assisted by Permanent Worker  
 4. Buruh/Karyawan/Pegawai/Employee  
 5. Pekerja bebas di pertanian/Casual Employee in Agriculture  
 6. Pekerja bebas di nonpertanian/Casual Employee not in Agriculture  
 7. Pekerja keluarga/tak dibayar/Family Worker

\*\*\*) Sementara Tidak Bekerja/Temporarily Not Working

Tabel 21.2 Penduduk Berumur 15 Tahun ke Atas yang Bekerja Selama Seminggu yang lalu Menurut Jumlah Jam Kerja pada Pekerjaan Utama dan Status Pekerjaan Utama  
 Table Population 15 Years of Age and Over Who Worked During the Previous Week by Total Working Hours on Main Job and Main Employment Status (Agustus/August 2010)

| Perkotaan/Urban  |  | Laki-laki+Perempuan/Male+Female |           |            |         |           |           |                 |
|--|--|---------------------------------|-----------|------------|---------|-----------|-----------|-----------------|
| Jumlah Jam Kerja<br>Pada Pekerjaan Utama<br>Total Working Hours<br>on Main Job | Status Pekerjaan Utama/Main Employment Status *) |                                 |           |            |         |           |           | Jumlah<br>Total |
|  | 1  | 2                               | 3         | 4          | 5       | 6         | 7         |                 |
| (1)  | (2)  | (3)                             | (4)       | (5)        | (6)     | (7)       | (8)       | (9)             |
| 0 **)  | 343 032  | 189 398                         | 52 178    | 305 335    | -       | -         | -         | 889 943         |
| 1 - 4  | 43 312   | 9 105                           | 3 281     | 15 601     | 2 072   | 8 406     | 30 315    | 112 092         |
| 5 - 9  | 127 064  | 45 492                          | 12 770    | 83 288     | 19 091  | 38 211    | 121 173   | 447 089         |
| 10 - 14  | 224 666  | 106 269                         | 28 029    | 155 346    | 36 157  | 40 547    | 293 579   | 884 593         |
| 15 - 19  | 215 089  | 114 494                         | 23 207    | 205 013    | 83 311  | 71 029    | 221 971   | 934 114         |
| 20 - 24  | 475 438  | 259 926                         | 62 709    | 524 060    | 134 029 | 139 772   | 402 447   | 1 998 381       |
| 25 - 34  | 908 184  | 494 792                         | 114 228   | 1 376 517  | 233 120 | 206 882   | 566 798   | 3 900 521       |
| 35 - 44  | 1 906 015  | 1 015 011                       | 260 511   | 5 672 931  | 218 227 | 373 046   | 672 161   | 10 117 902      |
| 45 - 54  | 2 507 461  | 1 293 929                       | 443 249   | 8 252 556  | 107 124 | 815 004   | 470 108   | 13 889 431      |
| 55 - 59  | 1 052 243  | 517 893                         | 258 753   | 1 697 957  | 50 427  | 283 598   | 237 021   | 4 097 892       |
| 60 - 74  | 1 631 036  | 824 808                         | 336 097   | 2 164 622  | 45 141  | 178 817   | 300 682   | 5 481 203       |
| 75+  | 662 844  | 426 135                         | 138 609   | 872 830    | 11 689  | 34 134    | 133 394   | 2 279 635       |
| Jumlah/Total   | 10 096 384                                       | 5 297 252                       | 1 733 621 | 21 326 056 | 940 388 | 2 189 446 | 3 449 649 | 45 032 796      |

## Catatan/Note :

- \*) 1. Berusaha sendiri/Own Account Workers  
 2. Berusaha dibantu buruh tidak tetap/buruh tidak dibayar  
 Employer Assisted by Temporary Worker/Unpaid Worker  
 3. Berusaha dibantu buruh tetap/buruh dibayar/Employer Assisted by Permanent Worker  
 4. Buruh/Karyawan/Pegawai/Employee  
 5. Pekerja bebas di pertanian/Casual Employee in Agriculture  
 6. Pekerja bebas di nonpertanian/Casual Employee not in Agriculture  
 7. Pekerja keluarga/tak dibayar/Family Worker

\*\*\*) Sementara Tidak Bekerja/Temporarily Not Working

Tabel 21.3 Penduduk Berumur 15 Tahun ke Atas yang Bekerja Selama Seminggu yang lalu Menurut Jumlah Jam Kerja pada Pekerjaan Utama dan Status Pekerjaan Utama  
 Table Population 15 Years of Age and Over Who Worked During the Previous Week by Total Working Hours on Main Job and Main Employment Status (Agustus/August 2010)

| Jumlah Jam Kerja<br>Pada Pekerjaan Utama<br>Total Working Hours<br>on Main Job | Status Pekerjaan Utama/Main Employment Status *) |                   |                  |                   |                  |                  |                   | Jumlah<br>Total   |
|--|--|-------------------|------------------|-------------------|------------------|------------------|-------------------|-------------------|
|  | 1  | 2                 | 3                | 4                 | 5                | 6                | 7                 |                   |
|  | (1)  | (2)               | (3)              | (4)               | (5)              | (6)              | (7)               |                   |
| 0 **)  | 394 761  | 794 312           | 79 526           | 328 927           | -                | -                | -                 | 1 597 526         |
| 1 - 4  | 43 031   | 31 846            | 6 602            | 19 383            | 10 743           | 7 667            | 151 713           | 270 985           |
| 5 - 9  | 192 970  | 219 942           | 28 599           | 84 731            | 82 514           | 33 961           | 731 535           | 1 374 252         |
| 10 - 14  | 420 627  | 647 265           | 49 849           | 166 773           | 195 567          | 53 799           | 1 606 196         | 3 140 076         |
| 15 - 19  | 524 156  | 882 479           | 59 187           | 297 043           | 381 689          | 82 164           | 1 683 047         | 3 909 765         |
| 20 - 24  | 1 018 134  | 1 821 108         | 114 178          | 610 065           | 715 295          | 157 922          | 2 617 477         | 7 054 179         |
| 25 - 34  | 1 759 609  | 3 823 327         | 213 554          | 1 574 655         | 1 227 227        | 306 846          | 3 630 703         | 12 535 921        |
| 35 - 44  | 2 276 680  | 3 770 618         | 302 448          | 2 830 507         | 1 139 882        | 536 606          | 2 872 572         | 13 729 313        |
| 45 - 54  | 1 983 552  | 2 379 326         | 306 793          | 3 240 051         | 643 904          | 1 053 814        | 1 267 365         | 10 874 805        |
| 55 - 59  | 873 909  | 801 886           | 166 205          | 946 829           | 276 702          | 449 256          | 362 624           | 3 877 411         |
| 60 - 74  | 1 054 471  | 830 931           | 154 664          | 835 723           | 180 749          | 231 627          | 291 519           | 3 579 684         |
| 75+  | 392 287  | 381 699           | 46 638           | 260 774           | 20 450           | 28 953           | 100 253           | 1 231 054         |
| <b>Jumlah/Total</b>  | <b>10 934 187</b>                                | <b>16 384 739</b> | <b>1 528 243</b> | <b>11 195 461</b> | <b>4 874 722</b> | <b>2 942 615</b> | <b>15 315 004</b> | <b>63 174 971</b> |

## Catatan/Note :

- \*) 1. Berusaha sendiri/Own Account Workers  
 2. Berusaha dibantu buruh tidak tetap/buruh tidak dibayar  
 Employer Assisted by Temporary Worker/Unpaid Worker  
 3. Berusaha dibantu buruh tetap/buruh dibayar/Employer Assisted by Permanent Worker  
 4. Buruh/Karyawan/Pegawai/Employee  
 5. Pekerja bebas di pertanian/Casual Employee in Agriculture  
 6. Pekerja bebas di nonpertanian/Casual Employee not in Agriculture  
 7. Pekerja keluarga/tak dibayar/Family Worker

\*\*\*) Sementara Tidak Bekerja/Temporarily Not Working

Tabel 21.4 Penduduk Berumur 15 Tahun ke Atas yang Bekerja Selama Seminggu yang lalu Menurut Jumlah Jam Kerja pada Pekerjaan Utama dan Status Pekerjaan Utama  
 Table Population 15 Years of Age and Over Who Worked During the Previous Week by Total Working Hours on Main Job and Main Employment Status (Agustus/August 2010)

| Perkotaan+Perdesaan/Urban+Rural  |  |            |           |            |           |           |           | Laki-laki/Male  |
|--|--|------------|-----------|------------|-----------|-----------|-----------|-----------------|
| Jumlah Jam Kerja<br>Pada Pekerjaan Utama<br>Total Working Hours<br>on Main Job | Status Pekerjaan Utama/Main Employment Status *) |            |           |            |           |           |           | Jumlah<br>Total |
|  | 1  | 2          | 3         | 4          | 5         | 6         | 7         |                 |
| (1)  | (2)  | (3)        | (4)       | (5)        | (6)       | (7)       | (8)       | (9)             |
| 0 **)  | 422 174  | 638 376    | 96 471    | 388 004    | -         | -         | -         | 1 545 025       |
| 1 - 4  | 39 657   | 27 439     | 6 676     | 16 396     | 5 618     | 6 229     | 50 708    | 152 723         |
| 5 - 9  | 147 844  | 168 804    | 31 030    | 70 744     | 40 188    | 36 855    | 217 976   | 713 441         |
| 10 - 14  | 319 753  | 509 402    | 52 614    | 140 821    | 98 640    | 54 301    | 463 017   | 1 638 548       |
| 15 - 19  | 407 916  | 754 341    | 64 714    | 240 650    | 212 351   | 107 812   | 447 761   | 2 235 545       |
| 20 - 24  | 885 265  | 1 625 622  | 141 106   | 562 231    | 438 320   | 199 058   | 739 510   | 4 591 112       |
| 25 - 34  | 1 686 713  | 3 608 941  | 263 940   | 1 653 322  | 967 461   | 378 155   | 1 147 949 | 9 706 481       |
| 35 - 44  | 2 783 499  | 3 912 040  | 477 700   | 5 431 601  | 957 865   | 745 991   | 1 070 254 | 15 378 950      |
| 45 - 54  | 3 287 601  | 2 920 765  | 649 457   | 7 939 132  | 579 186   | 1 730 241 | 618 365   | 17 724 747      |
| 55 - 59  | 1 401 991  | 958 995    | 364 797   | 1 919 965  | 266 650   | 667 028   | 203 996   | 5 783 422       |
| 60 - 74  | 1 867 567  | 1 017 273  | 412 050   | 1 996 500  | 193 797   | 373 825   | 182 207   | 6 043 219       |
| 75+  | 589 413  | 418 360    | 143 840   | 664 609    | 30 245    | 49 888    | 52 655    | 1 949 010       |
| Jumlah/Total   | 13 839 393                                       | 16 560 358 | 2 704 395 | 21 023 975 | 3 790 321 | 4 349 383 | 5 194 398 | 67 462 223      |

## Catatan/Note :

- \*) 1. Berusaha sendiri/Own Account Workers  
 2. Berusaha dibantu buruh tidak tetap/buruh tidak dibayar  
 Employer Assisted by Temporary Worker/Unpaid Worker  
 3. Berusaha dibantu buruh tetap/buruh dibayar/Employer Assisted by Permanent Worker  
 4. Buruh/Karyawan/Pegawai/Employee  
 5. Pekerja bebas di pertanian/Casual Employee in Agriculture  
 6. Pekerja bebas di nonpertanian/Casual Employee not in Agriculture  
 7. Pekerja keluarga/tak dibayar/Family Worker

\*\*\*) Sementara Tidak Bekerja/Temporarily Not Working

Tabel 21.5 Penduduk Berumur 15 Tahun ke Atas yang Bekerja Selama Seminggu yang lalu Menurut Jumlah Jam Kerja pada Pekerjaan Utama dan Status Pekerjaan Utama  
 Table Population 15 Years of Age and Over Who Worked During the Previous Week by Total Working Hours on Main Job and Main Employment Status (Agustus/August 2010)

| Perkotaan+Perdesaan/Urban+Rural  |  |           |         |            |           |         |            | Perempuan/Female |
|--|--|-----------|---------|------------|-----------|---------|------------|------------------|
| Jumlah Jam Kerja<br>Pada Pekerjaan Utama<br>Total Working Hours<br>on Main Job | Status Pekerjaan Utama/Main Employment Status *) |           |         |            |           |         |            | Jumlah<br>Total  |
|  | 1  | 2         | 3       | 4          | 5         | 6       | 7          |                  |
| (1)  | (2)  | (3)       | (4)     | (5)        | (6)       | (7)     | (8)        | (9)              |
| 0 **)  | 315 619  | 345 334   | 35 233  | 246 258    | -         | -       | -          | 942 444          |
| 1 - 4  | 46 686   | 13 512    | 3 207   | 18 588     | 7 197     | 9 844   | 131 320    | 230 354          |
| 5 - 9  | 172 190  | 96 630    | 10 339  | 97 275     | 61 417    | 35 317  | 634 732    | 1 107 900        |
| 10 - 14  | 325 540  | 244 132   | 25 264  | 181 298    | 133 084   | 40 045  | 1 436 758  | 2 386 121        |
| 15 - 19  | 331 329  | 242 632   | 17 680  | 261 406    | 252 649   | 45 381  | 1 457 257  | 2 608 334        |
| 20 - 24  | 608 307  | 455 412   | 35 781  | 571 894    | 411 004   | 98 636  | 2 280 414  | 4 461 448        |
| 25 - 34  | 981 080  | 709 178   | 63 842  | 1 297 850  | 492 886   | 135 573 | 3 049 552  | 6 729 961        |
| 35 - 44  | 1 399 196  | 873 589   | 85 259  | 3 071 837  | 400 244   | 163 661 | 2 474 479  | 8 468 265        |
| 45 - 54  | 1 203 412  | 752 490   | 100 585 | 3 553 475  | 171 842   | 138 577 | 1 119 108  | 7 039 489        |
| 55 - 59  | 524 161  | 360 784   | 60 161  | 724 821    | 60 479    | 65 826  | 395 649    | 2 191 881        |
| 60 - 74  | 817 940  | 638 466   | 78 711  | 1 003 845  | 32 093    | 36 619  | 409 994    | 3 017 668        |
| 75+  | 465 718  | 389 474   | 41 407  | 468 995    | 1 894     | 13 199  | 180 992    | 1 561 679        |
| Jumlah/Total   | 7 191 178  | 5 121 633 | 557 469 | 11 497 542 | 2 024 789 | 782 678 | 13 570 255 | 40 745 544       |

Catatan/Note :

- \*) 1. Berusaha sendiri/Own Account Workers  
 2. Berusaha dibantu buruh tidak tetap/buruh tidak dibayar  
 Employer Assisted by Temporary Worker/Unpaid Worker  
 3. Berusaha dibantu buruh tetap/buruh dibayar/Employer Assisted by Permanent Worker  
 4. Buruh/Karyawan/Pegawai/Employee  
 5. Pekerja bebas di pertanian/Casual Employee in Agriculture  
 6. Pekerja bebas di nonpertanian/Casual Employee not in Agriculture  
 7. Pekerja keluarga/tak dibayar/Family Worker

\*\* ) Sementara Tidak Bekerja/Temporarily Not Working

Tabel 22.1 Penduduk Berumur 15 Tahun ke Atas yang Bekerja Selama Seminggu yang lalu Menurut Provinsi dan Golongan Umur  
 Table Population 15 Years of Age and Over Who Worked During the Previous Week by Province and Age Group  
 (Agustus/August 2010)

| Provinsi<br>Province | Golongan Umur/Age Group |            |            |            |            |            |            |           |           |           | Jumlah<br>Total |
|----------------------|-------------------------|------------|------------|------------|------------|------------|------------|-----------|-----------|-----------|-----------------|
|                      | 15 - 19                 | 20 - 24    | 25 - 29    | 30 - 34    | 35 - 39    | 40 - 44    | 45 - 49    | 50 - 54   | 55 - 59   | 60+       |                 |
|                      | (1)                     | (2)        | (3)        | (4)        | (5)        | (6)        | (7)        | (8)       | (9)       | (10)      |                 |
| Aceh                 | 65 275                  | 182 923    | 263 713    | 271 753    | 249 003    | 213 047    | 174 869    | 148 130   | 85 114    | 122 427   | 1 776 254       |
| Sumatra Utara        | 412 954                 | 636 490    | 820 455    | 844 792    | 762 696    | 741 781    | 625 739    | 521 239   | 346 115   | 413 310   | 6 125 571       |
| Sumatra Barat        | 92 411                  | 174 704    | 260 170    | 276 529    | 261 643    | 245 813    | 219 999    | 204 222   | 138 548   | 167 415   | 2 041 454       |
| Riau                 | 95 146                  | 250 763    | 359 395    | 365 491    | 306 467    | 268 026    | 198 397    | 147 649   | 82 731    | 96 182    | 2 170 247       |
| Jambi                | 72 953                  | 154 410    | 228 017    | 214 806    | 207 642    | 166 037    | 144 538    | 117 119   | 70 228    | 86 655    | 1 462 405       |
| Sumatra Selatan      | 181 625                 | 379 498    | 520 035    | 494 768    | 437 062    | 396 206    | 344 059    | 269 717   | 174 254   | 223 969   | 3 421 193       |
| Bengkulu             | 39 033                  | 86 708     | 122 797    | 120 316    | 111 972    | 94 750     | 83 579     | 62 555    | 38 872    | 55 159    | 815 741         |
| Lampung              | 210 377                 | 372 423    | 489 569    | 532 719    | 484 854    | 443 916    | 370 104    | 319 489   | 207 414   | 306 213   | 3 737 078       |
| Bangka Belitung      | 36 710                  | 72 892     | 91 546     | 89 811     | 72 622     | 66 123     | 52 527     | 46 202    | 27 838    | 28 865    | 585 136         |
| Kepulauan Riau       | 68 581                  | 105 661    | 156 140    | 133 582    | 93 381     | 85 080     | 50 833     | 35 973    | 21 655    | 18 600    | 769 486         |
| DKI Jakarta          | 255 533                 | 620 817    | 826 328    | 801 421    | 606 152    | 564 841    | 386 913    | 312 255   | 172 651   | 142 850   | 4 689 761       |
| Jawa Barat           | 804 792                 | 1 601 759  | 2 328 162  | 2 448 155  | 2 247 817  | 2 145 317  | 1 737 890  | 1 391 593 | 975 700   | 1 261 259 | 16 942 444      |
| Jawa Tengah          | 687 451                 | 1 209 618  | 1 776 692  | 1 955 357  | 1 889 300  | 2 058 624  | 1 825 039  | 1 562 822 | 1 130 192 | 1 714 352 | 15 809 447      |
| D.I. Yogyakarta      | 62 237                  | 119 021    | 179 068    | 198 601    | 211 752    | 227 382    | 204 076    | 174 497   | 132 854   | 265 660   | 1 775 148       |
| Jawa Timur           | 733 178                 | 1 475 192  | 2 127 616  | 2 312 044  | 2 374 467  | 2 413 594  | 2 144 503  | 1 837 116 | 1 310 111 | 1 970 287 | 18 698 108      |
| Banten               | 251 591                 | 549 635    | 776 311    | 693 405    | 636 410    | 572 670    | 417 875    | 329 881   | 175 614   | 179 693   | 4 583 085       |
| Bali                 | 105 534                 | 185 011    | 264 034    | 305 679    | 311 607    | 279 940    | 216 916    | 173 320   | 123 422   | 211 895   | 2 177 358       |
| Nusa Tenggara Barat  | 139 081                 | 204 306    | 284 153    | 309 068    | 277 038    | 247 220    | 209 381    | 175 669   | 115 843   | 171 174   | 2 132 933       |
| Nusa Tenggara Timur  | 132 628                 | 218 660    | 252 710    | 266 629    | 254 279    | 231 060    | 200 297    | 175 655   | 128 291   | 201 020   | 2 061 229       |
| Kalimantan Barat     | 135 729                 | 250 391    | 287 341    | 315 116    | 263 954    | 239 864    | 208 094    | 155 057   | 110 252   | 129 907   | 2 095 705       |
| Kalimantan Tengah    | 64 225                  | 108 775    | 149 061    | 171 901    | 139 113    | 126 478    | 88 401     | 77 111    | 44 848    | 52 667    | 1 022 580       |
| Kalimantan Selatan   | 111 222                 | 185 581    | 239 250    | 259 409    | 244 267    | 215 741    | 165 089    | 140 453   | 82 650    | 99 960    | 1 743 622       |
| Kalimantan Timur     | 67 579                  | 152 422    | 238 982    | 239 727    | 212 673    | 189 360    | 141 032    | 110 212   | 60 115    | 69 796    | 1 481 898       |
| Sulawesi Utara       | 37 428                  | 74 021     | 101 102    | 130 692    | 130 705    | 125 925    | 102 515    | 91 763    | 66 713    | 76 075    | 936 939         |
| Sulawesi Tengah      | 72 697                  | 115 702    | 159 721    | 174 515    | 159 974    | 145 006    | 107 399    | 92 083    | 60 652    | 76 477    | 1 164 226       |
| Sulawesi Selatan     | 230 906                 | 317 642    | 419 160    | 460 283    | 443 164    | 385 520    | 306 404    | 261 130   | 169 922   | 278 234   | 3 272 365       |
| Sulawesi Tenggara    | 80 518                  | 104 508    | 140 406    | 143 251    | 134 997    | 112 005    | 85 459     | 73 764    | 47 712    | 75 058    | 997 678         |
| Gorontalo            | 26 122                  | 41 989     | 59 105     | 65 685     | 64 244     | 50 895     | 41 384     | 34 379    | 23 658    | 25 465    | 432 926         |
| Sulawesi Barat       | 37 153                  | 53 345     | 69 872     | 79 224     | 69 606     | 57 867     | 44 243     | 36 339    | 26 729    | 40 489    | 514 867         |
| Maluku               | 25 860                  | 52 983     | 82 162     | 81 193     | 79 974     | 67 887     | 59 935     | 52 887    | 35 017    | 48 532    | 586 430         |
| Maluku Utara         | 20 775                  | 42 322     | 64 622     | 66 200     | 54 324     | 48 546     | 36 258     | 32 069    | 20 680    | 25 565    | 411 361         |
| Papua Barat          | 16 441                  | 36 511     | 50 363     | 55 288     | 44 539     | 37 360     | 27 944     | 22 624    | 11 833    | 13 644    | 316 547         |
| Papua                | 152 294                 | 170 663    | 213 143    | 245 157    | 230 327    | 169 353    | 123 984    | 76 762    | 42 737    | 32 125    | 1 456 545       |
| Jumlah/Total         | 5 526 039               | 10 307 346 | 14 401 201 | 15 122 567 | 14 068 025 | 13 433 234 | 11 145 675 | 9 261 736 | 6 260 965 | 8 680 979 | 108 207 767     |

Tabel 22.2 Penduduk Berumur 15 Tahun ke Atas yang Bekerja Selama Seminggu yang lalu Menurut Provinsi dan Golongan Umur  
 Population 15 Years of Age and Over Who Worked During the Previous Week by Province and Age Group  
 (Agustus/August 2010)

| Provinsi<br>Province | Golongan Umur/Age Group |                  |                  |                  |                  |                  |                  |                  |                  |                  | Jumlah<br>Total   |
|----------------------|-------------------------|------------------|------------------|------------------|------------------|------------------|------------------|------------------|------------------|------------------|-------------------|
|                      | 15 - 19                 | 20 - 24          | 25 - 29          | 30 - 34          | 35 - 39          | 40 - 44          | 45 - 49          | 50 - 54          | 55 - 59          | 60+              |                   |
|                      | (1)                     | (2)              | (3)              | (4)              | (5)              | (6)              | (7)              | (8)              | (9)              | (10)             |                   |
| Aceh                 | 16 003                  | 55 745           | 82 856           | 84 883           | 78 007           | 65 687           | 54 436           | 48 270           | 23 522           | 26 408           | 535 817           |
| Sumatra Utara        | 107 259                 | 284 998          | 331 668          | 357 271          | 319 576          | 302 153          | 257 451          | 202 789          | 126 776          | 110 045          | 2 399 986         |
| Sumatra Barat        | 19 453                  | 56 128           | 84 430           | 80 665           | 73 688           | 75 539           | 66 453           | 55 993           | 31 338           | 30 919           | 574 606           |
| Riau                 | 32 189                  | 93 665           | 120 519          | 123 174          | 103 254          | 88 429           | 67 990           | 44 786           | 23 517           | 19 303           | 716 826           |
| Jambi                | 18 741                  | 46 301           | 67 144           | 47 954           | 54 239           | 46 424           | 38 552           | 31 840           | 16 559           | 17 199           | 384 953           |
| Sumatra Selatan      | 46 142                  | 121 887          | 162 727          | 145 798          | 129 114          | 126 833          | 114 903          | 81 674           | 45 355           | 47 552           | 1 021 985         |
| Bengkulu             | 8 501                   | 24 410           | 30 512           | 31 365           | 27 739           | 25 344           | 23 594           | 17 145           | 8 343            | 8 387            | 205 340           |
| Lampung              | 33 215                  | 80 136           | 99 821           | 106 749          | 96 133           | 86 955           | 68 612           | 66 835           | 36 502           | 39 921           | 714 879           |
| Bangka Belitung      | 11 192                  | 27 416           | 37 839           | 34 354           | 27 680           | 27 865           | 21 745           | 20 169           | 11 362           | 11 537           | 231 159           |
| Kepulauan Riau       | 64 252                  | 94 700           | 137 653          | 113 090          | 79 551           | 68 492           | 40 273           | 25 305           | 15 043           | 9 991            | 648 350           |
| DKI Jakarta          | 255 533                 | 620 817          | 826 328          | 801 421          | 606 152          | 564 841          | 386 913          | 312 255          | 172 651          | 142 850          | 4 689 761         |
| Jawa Barat           | 444 308                 | 967 659          | 1 387 004        | 1 381 696        | 1 178 017        | 1 140 852        | 836 374          | 660 626          | 428 845          | 393 734          | 8 819 115         |
| Jawa Tengah          | 286 703                 | 548 943          | 788 794          | 822 751          | 742 849          | 830 001          | 707 833          | 586 575          | 396 399          | 458 403          | 6 169 251         |
| D.I. Yogyakarta      | 40 316                  | 83 081           | 115 518          | 126 800          | 121 303          | 130 295          | 112 287          | 93 486           | 63 163           | 109 100          | 995 349           |
| Jawa Timur           | 255 423                 | 666 691          | 943 366          | 990 235          | 970 939          | 943 380          | 802 345          | 679 297          | 438 215          | 534 108          | 7 223 999         |
| Banten               | 152 222                 | 364 022          | 533 238          | 454 616          | 411 088          | 357 388          | 242 330          | 189 611          | 90 913           | 70 523           | 2 865 951         |
| Bali                 | 47 370                  | 107 122          | 157 670          | 168 465          | 160 918          | 154 302          | 102 551          | 81 432           | 48 112           | 72 694           | 1 100 636         |
| Nusa Tenggara Barat  | 47 266                  | 74 436           | 106 972          | 104 963          | 92 570           | 96 372           | 76 293           | 58 062           | 36 335           | 49 068           | 742 337           |
| Nusa Tenggara Timur  | 13 640                  | 33 199           | 43 743           | 43 293           | 35 552           | 33 590           | 27 258           | 22 510           | 11 921           | 11 946           | 276 652           |
| Kalimantan Barat     | 32 845                  | 65 375           | 74 349           | 72 286           | 64 194           | 65 590           | 50 227           | 42 041           | 23 886           | 24 573           | 515 366           |
| Kalimantan Tengah    | 11 934                  | 28 756           | 42 672           | 46 687           | 40 428           | 35 781           | 26 092           | 22 265           | 10 341           | 8 501            | 273 457           |
| Kalimantan Selatan   | 30 652                  | 68 973           | 83 759           | 97 109           | 82 926           | 80 584           | 52 069           | 50 399           | 25 955           | 25 168           | 597 594           |
| Kalimantan Timur     | 35 220                  | 86 778           | 133 193          | 123 945          | 117 289          | 98 291           | 76 383           | 54 603           | 29 356           | 25 149           | 780 207           |
| Sulawesi Utara       | 12 762                  | 29 430           | 40 266           | 51 620           | 47 935           | 48 006           | 39 291           | 32 194           | 20 875           | 19 858           | 342 237           |
| Sulawesi Tengah      | 10 640                  | 25 202           | 33 804           | 35 196           | 29 611           | 28 044           | 21 134           | 15 960           | 9 059            | 7 383            | 216 033           |
| Sulawesi Selatan     | 62 884                  | 118 023          | 155 866          | 159 966          | 149 180          | 115 727          | 93 359           | 81 282           | 39 670           | 47 511           | 1 023 468         |
| Sulawesi Tenggara    | 12 194                  | 26 173           | 32 321           | 33 438           | 26 542           | 27 268           | 18 019           | 15 761           | 8 227            | 8 473            | 208 416           |
| Gorontalo            | 5 273                   | 12 269           | 15 847           | 15 944           | 16 204           | 13 680           | 12 353           | 7 756            | 6 241            | 4 131            | 109 698           |
| Sulawesi Barat       | 5 684                   | 10 828           | 13 440           | 12 668           | 11 239           | 8 995            | 6 831            | 5 625            | 4 183            | 5 625            | 85 118            |
| Maluku               | 3 175                   | 16 686           | 27 657           | 25 859           | 28 303           | 18 140           | 17 421           | 15 458           | 9 939            | 8 908            | 171 546           |
| Maluku Utara         | 4 796                   | 13 043           | 19 256           | 17 857           | 13 791           | 13 472           | 9 203            | 7 026            | 4 381            | 4 218            | 107 043           |
| Papua Barat          | 2 406                   | 8 071            | 14 503           | 16 719           | 11 820           | 13 100           | 8 174            | 6 937            | 2 947            | 2 382            | 87 059            |
| Papua                | 5 556                   | 25 502           | 34 084           | 36 582           | 30 412           | 24 717           | 18 987           | 11 236           | 6 821            | 4 705            | 198 602           |
| <b>Jumlah/Total</b>  | <b>2 135 749</b>        | <b>4 886 465</b> | <b>6 778 819</b> | <b>6 765 419</b> | <b>5 978 243</b> | <b>5 756 137</b> | <b>4 497 736</b> | <b>3 647 203</b> | <b>2 226 752</b> | <b>2 360 273</b> | <b>45 032 796</b> |



**Tabel 22.3** Penduduk Berumur 15 Tahun ke Atas yang Bekerja Selama Seminggu yang lalu Menurut Provinsi dan Golongan Umur  
**Table** Population 15 Years of Age and Over Who Worked During the Previous Week by Province and Age Group  
 (Agustus/August 2010)

| Provinsi<br>Province | Golongan Umur/Age Group |                  |                  |                  |                  |                  |                  |                  |                  |                  | Jumlah<br>Total   |
|----------------------|-------------------------|------------------|------------------|------------------|------------------|------------------|------------------|------------------|------------------|------------------|-------------------|
|                      | 15 - 19                 | 20 - 24          | 25 - 29          | 30 - 34          | 35 - 39          | 40 - 44          | 45 - 49          | 50 - 54          | 55 - 59          | 60+              |                   |
|                      | (1)                     | (2)              | (3)              | (4)              | (5)              | (6)              | (7)              | (8)              | (9)              | (10)             |                   |
| Aceh                 | 49 272                  | 127 178          | 180 857          | 186 870          | 170 996          | 147 360          | 120 433          | 99 860           | 61 592           | 96 019           | 1 240 437         |
| Sumatra Utara        | 305 695                 | 351 492          | 488 787          | 487 521          | 443 120          | 439 628          | 368 288          | 318 450          | 219 339          | 303 265          | 3 725 585         |
| Sumatra Barat        | 72 958                  | 118 576          | 175 740          | 195 864          | 187 955          | 170 274          | 153 546          | 148 229          | 107 210          | 136 496          | 1 466 848         |
| Riau                 | 62 957                  | 157 098          | 238 876          | 242 317          | 203 213          | 179 597          | 130 407          | 102 863          | 59 214           | 76 879           | 1 453 421         |
| Jambi                | 54 212                  | 108 109          | 160 873          | 166 852          | 153 403          | 119 613          | 105 986          | 85 279           | 53 669           | 69 456           | 1 077 452         |
| Sumatra Selatan      | 135 483                 | 257 611          | 357 308          | 348 970          | 307 948          | 269 373          | 229 156          | 188 043          | 128 899          | 176 417          | 2 399 208         |
| Bengkulu             | 30 532                  | 62 298           | 92 285           | 88 951           | 84 233           | 69 406           | 59 985           | 45 410           | 30 529           | 46 772           | 610 401           |
| Lampung              | 177 162                 | 292 287          | 389 748          | 425 970          | 388 721          | 356 961          | 301 492          | 252 654          | 170 912          | 266 292          | 3 022 199         |
| Bangka Belitung      | 25 518                  | 45 476           | 53 707           | 55 457           | 44 942           | 38 258           | 30 782           | 26 033           | 16 476           | 17 328           | 353 977           |
| Kepulauan Riau       | 4 329                   | 10 961           | 18 487           | 20 492           | 13 830           | 16 588           | 10 560           | 10 668           | 6 612            | 8 609            | 121 136           |
| DKI Jakarta          | -                       | -                | -                | -                | -                | -                | -                | -                | -                | -                | -                 |
| Jawa Barat           | 360 484                 | 634 100          | 941 158          | 1 066 459        | 1 069 800        | 1 004 465        | 901 516          | 730 967          | 546 855          | 867 525          | 8 123 329         |
| Jawa Tengah          | 400 748                 | 660 675          | 987 898          | 1 132 606        | 1 146 451        | 1 228 623        | 1 117 206        | 976 247          | 733 793          | 1 255 949        | 9 640 196         |
| D.I. Yogyakarta      | 21 921                  | 35 940           | 63 550           | 71 801           | 90 449           | 97 087           | 91 789           | 81 011           | 69 691           | 156 560          | 779 799           |
| Jawa Timur           | 477 755                 | 808 501          | 1 184 250        | 1 321 809        | 1 403 528        | 1 470 214        | 1 342 158        | 1 157 819        | 871 896          | 1 436 179        | 11 474 109        |
| Banten               | 99 369                  | 185 613          | 243 073          | 238 789          | 225 322          | 215 282          | 175 545          | 140 270          | 84 701           | 109 170          | 1 717 134         |
| Bali                 | 58 164                  | 77 889           | 106 364          | 137 214          | 150 689          | 125 638          | 114 365          | 91 888           | 75 310           | 139 201          | 1 076 722         |
| Nusa Tenggara Barat  | 91 815                  | 129 870          | 177 181          | 204 105          | 184 468          | 150 848          | 133 088          | 117 607          | 79 508           | 122 106          | 1 390 596         |
| Nusa Tenggara Timur  | 118 988                 | 185 461          | 208 967          | 223 336          | 218 727          | 197 470          | 173 039          | 153 145          | 116 370          | 189 074          | 1 784 577         |
| Kalimantan Barat     | 102 884                 | 185 016          | 212 992          | 242 830          | 199 760          | 174 274          | 157 867          | 113 016          | 86 366           | 105 334          | 1 580 339         |
| Kalimantan Tengah    | 52 291                  | 80 019           | 106 389          | 125 214          | 98 685           | 90 697           | 62 309           | 54 846           | 34 507           | 44 166           | 749 123           |
| Kalimantan Selatan   | 80 570                  | 116 608          | 155 491          | 162 300          | 161 341          | 135 157          | 113 020          | 90 054           | 56 695           | 74 792           | 1 146 028         |
| Kalimantan Timur     | 32 359                  | 65 644           | 105 789          | 115 782          | 95 384           | 91 069           | 64 649           | 55 609           | 30 759           | 44 647           | 701 691           |
| Sulawesi Utara       | 24 666                  | 44 591           | 60 836           | 79 072           | 82 770           | 77 919           | 63 224           | 59 569           | 45 838           | 56 217           | 594 702           |
| Sulawesi Tengah      | 62 057                  | 90 500           | 125 917          | 139 319          | 130 363          | 116 962          | 86 265           | 76 123           | 51 593           | 69 094           | 948 193           |
| Sulawesi Selatan     | 168 022                 | 199 619          | 263 294          | 300 317          | 293 984          | 269 793          | 213 045          | 179 848          | 130 252          | 230 723          | 2 248 897         |
| Sulawesi Tenggara    | 68 324                  | 78 335           | 108 085          | 109 813          | 108 455          | 84 737           | 67 440           | 58 003           | 39 485           | 66 585           | 789 262           |
| Gorontalo            | 20 849                  | 29 720           | 43 258           | 49 741           | 48 040           | 37 215           | 29 031           | 26 623           | 17 417           | 21 334           | 323 228           |
| Sulawesi Barat       | 31 469                  | 42 517           | 56 432           | 66 556           | 58 367           | 48 872           | 37 412           | 30 714           | 22 546           | 34 864           | 429 749           |
| Maluku               | 22 685                  | 36 297           | 54 505           | 55 334           | 51 671           | 49 747           | 42 514           | 37 429           | 25 078           | 39 624           | 414 884           |
| Maluku Utara         | 15 979                  | 29 279           | 45 366           | 48 343           | 40 533           | 35 074           | 27 055           | 25 043           | 16 299           | 21 347           | 304 318           |
| Papua Barat          | 14 035                  | 28 440           | 35 860           | 38 569           | 32 719           | 24 260           | 19 770           | 15 687           | 8 886            | 11 262           | 229 488           |
| Papua                | 146 738                 | 145 161          | 179 059          | 208 575          | 199 915          | 144 636          | 104 997          | 65 526           | 35 916           | 27 420           | 1 257 943         |
| <b>Jumlah/Total</b>  | <b>3 390 290</b>        | <b>5 420 881</b> | <b>7 622 382</b> | <b>8 357 148</b> | <b>8 089 782</b> | <b>7 677 097</b> | <b>6 647 939</b> | <b>5 614 533</b> | <b>4 034 213</b> | <b>6 320 706</b> | <b>63 174 971</b> |

**Tabel 22.4** Penduduk Berumur 15 Tahun ke Atas yang Bekerja Selama Seminggu yang lalu Menurut Provinsi dan Golongan Umur  
**Table** Population 15 Years of Age and Over Who Worked During the Previous Week by Province and Age Group  
 (Agustus/August 2010)

| Provinsi<br>Province | Golongan Umur/Age Group |                  |                  |                  |                  |                  |                  |                  |                  |                  | Jumlah<br>Total   |
|----------------------|-------------------------|------------------|------------------|------------------|------------------|------------------|------------------|------------------|------------------|------------------|-------------------|
|                      | 15 - 19                 | 20 - 24          | 25 - 29          | 30 - 34          | 35 - 39          | 40 - 44          | 45 - 49          | 50 - 54          | 55 - 59          | 60+              |                   |
|                      | (1)                     | (2)              | (3)              | (4)              | (5)              | (6)              | (7)              | (8)              | (9)              | (10)             |                   |
| Aceh                 | 41 245                  | 119 492          | 173 127          | 165 676          | 159 140          | 133 422          | 104 112          | 91 932           | 53 336           | 77 559           | 1 119 041         |
| Sumatra Utara        | 254 705                 | 385 263          | 525 223          | 533 377          | 454 921          | 455 462          | 369 832          | 306 744          | 208 387          | 227 227          | 3 721 141         |
| Sumatra Barat        | 63 199                  | 113 650          | 165 720          | 175 754          | 157 829          | 145 027          | 124 373          | 118 535          | 81 609           | 102 812          | 1 248 508         |
| Riau                 | 62 543                  | 160 881          | 249 020          | 263 687          | 222 204          | 186 883          | 134 156          | 108 165          | 58 003           | 75 526           | 1 521 068         |
| Jambi                | 51 223                  | 97 056           | 154 895          | 144 334          | 136 791          | 106 294          | 89 257           | 77 836           | 46 157           | 61 788           | 965 631           |
| Sumatra Selatan      | 123 212                 | 233 575          | 337 432          | 305 045          | 262 672          | 245 332          | 205 608          | 157 850          | 104 693          | 146 943          | 2 122 362         |
| Bengkulu             | 25 773                  | 53 064           | 77 965           | 70 624           | 65 565           | 55 301           | 47 999           | 39 774           | 23 384           | 35 155           | 494 604           |
| Lampung              | 159 116                 | 258 109          | 343 680          | 348 017          | 315 500          | 280 355          | 226 595          | 208 535          | 132 141          | 214 593          | 2 486 641         |
| Bangka Belitung      | 23 506                  | 49 581           | 62 618           | 66 165           | 50 121           | 43 317           | 34 562           | 30 177           | 17 940           | 20 317           | 398 304           |
| Kepulauan Riau       | 12 487                  | 58 251           | 101 212          | 91 908           | 67 735           | 63 847           | 37 095           | 27 130           | 17 131           | 12 854           | 489 650           |
| DKI Jakarta          | 103 161                 | 309 430          | 506 242          | 523 776          | 409 208          | 385 856          | 261 177          | 214 969          | 112 072          | 102 372          | 2 928 263         |
| Jawa Barat           | 420 442                 | 994 003          | 1 608 660        | 1 708 029        | 1 547 616        | 1 527 343        | 1 207 147        | 939 868          | 648 422          | 886 077          | 11 487 607        |
| Jawa Tengah          | 399 456                 | 709 945          | 1 086 967        | 1 164 105        | 1 082 725        | 1 194 822        | 1 012 652        | 921 023          | 672 436          | 1 021 706        | 9 265 837         |
| D.I. Yogyakarta      | 34 207                  | 61 558           | 103 914          | 116 756          | 115 545          | 124 848          | 108 201          | 94 843           | 68 825           | 140 833          | 969 530           |
| Jawa Timur           | 442 642                 | 900 805          | 1 348 643        | 1 389 472        | 1 389 450        | 1 439 343        | 1 236 645        | 1 076 017        | 785 332          | 1 148 696        | 11 157 045        |
| Banten               | 130 893                 | 312 409          | 508 341          | 472 590          | 442 632          | 420 235          | 290 967          | 243 907          | 122 340          | 130 156          | 3 074 470         |
| Bali                 | 53 141                  | 98 135           | 144 112          | 172 619          | 169 868          | 155 313          | 118 738          | 92 806           | 69 780           | 117 376          | 1 191 888         |
| Nusa Tenggara Barat  | 81 422                  | 109 335          | 159 383          | 181 417          | 159 145          | 144 763          | 117 420          | 101 231          | 68 906           | 108 321          | 1 231 343         |
| Nusa Tenggara Timur  | 77 971                  | 125 393          | 143 159          | 147 331          | 140 404          | 125 441          | 107 372          | 99 151           | 69 050           | 119 125          | 1 154 397         |
| Kalimantan Barat     | 82 823                  | 154 941          | 180 098          | 193 158          | 162 014          | 144 064          | 118 117          | 93 219           | 66 155           | 83 815           | 1 278 404         |
| Kalimantan Tengah    | 42 820                  | 69 138           | 103 349          | 113 195          | 91 627           | 80 807           | 55 065           | 49 139           | 27 708           | 35 318           | 668 166           |
| Kalimantan Selatan   | 66 321                  | 116 922          | 153 305          | 162 283          | 151 850          | 128 428          | 97 229           | 87 568           | 50 910           | 58 599           | 1 073 415         |
| Kalimantan Timur     | 43 502                  | 105 974          | 171 010          | 176 712          | 151 874          | 131 676          | 96 212           | 78 191           | 43 082           | 51 982           | 1 050 215         |
| Sulawesi Utara       | 27 701                  | 52 793           | 72 246           | 92 572           | 92 730           | 86 299           | 67 187           | 63 726           | 44 928           | 52 380           | 652 562           |
| Sulawesi Tengah      | 53 120                  | 79 699           | 105 480          | 115 409          | 101 685          | 91 323           | 67 859           | 58 895           | 39 522           | 52 398           | 765 390           |
| Sulawesi Selatan     | 158 145                 | 200 411          | 264 636          | 295 494          | 282 195          | 242 681          | 185 880          | 160 573          | 106 404          | 181 534          | 2 077 953         |
| Sulawesi Tenggara    | 54 299                  | 65 360           | 86 179           | 85 679           | 80 589           | 65 553           | 50 004           | 41 908           | 27 832           | 44 344           | 601 747           |
| Gorontalo            | 19 089                  | 28 168           | 39 107           | 42 927           | 41 616           | 33 834           | 26 886           | 21 572           | 16 356           | 17 140           | 286 695           |
| Sulawesi Barat       | 25 260                  | 32 927           | 40 092           | 46 529           | 40 949           | 36 536           | 25 599           | 20 988           | 14 595           | 25 770           | 309 245           |
| Maluku               | 16 959                  | 34 359           | 51 119           | 50 860           | 48 942           | 40 176           | 35 183           | 31 188           | 21 559           | 30 706           | 361 051           |
| Maluku Utara         | 14 777                  | 28 143           | 43 147           | 43 325           | 34 766           | 32 631           | 23 086           | 20 790           | 13 889           | 17 742           | 272 296           |
| Papua Barat          | 9 157                   | 22 116           | 31 471           | 36 087           | 29 201           | 23 441           | 17 990           | 14 380           | 8 363            | 9 191            | 201 397           |
| Papua                | 83 858                  | 90 939           | 116 696          | 134 950          | 129 649          | 100 615          | 75 362           | 52 965           | 30 248           | 21 075           | 836 357           |
| <b>Jumlah/Total</b>  | <b>3 258 175</b>        | <b>6 231 825</b> | <b>9 258 248</b> | <b>9 629 862</b> | <b>8 788 758</b> | <b>8 471 268</b> | <b>6 775 567</b> | <b>5 745 595</b> | <b>3 871 495</b> | <b>5 431 430</b> | <b>67 462 223</b> |

Tabel 22.5 Penduduk Berumur 15 Tahun ke Atas yang Bekerja Selama Seminggu yang lalu Menurut Provinsi dan Golongan Umur  
 Population 15 Years of Age and Over Who Worked During the Previous Week by Province and Age Group  
 (Agustus/August 2010)

| Provinsi<br>Province | Golongan Umur/Age Group |                  |                  |                  |                  |                  |                  |                  |                  |                  | Jumlah<br>Total   |
|----------------------|-------------------------|------------------|------------------|------------------|------------------|------------------|------------------|------------------|------------------|------------------|-------------------|
|                      | 15 - 19                 | 20 - 24          | 25 - 29          | 30 - 34          | 35 - 39          | 40 - 44          | 45 - 49          | 50 - 54          | 55 - 59          | 60+              |                   |
|                      | (1)                     | (2)              | (3)              | (4)              | (5)              | (6)              | (7)              | (8)              | (9)              | (10)             |                   |
| Aceh                 | 24 030                  | 63 431           | 90 586           | 106 077          | 89 863           | 79 625           | 70 757           | 56 198           | 31 778           | 44 868           | 657 213           |
| Sumatra Utara        | 158 249                 | 251 227          | 295 232          | 311 415          | 307 775          | 286 319          | 255 907          | 214 495          | 137 728          | 186 083          | 2 404 430         |
| Sumatra Barat        | 29 212                  | 61 054           | 94 450           | 100 775          | 103 814          | 100 786          | 95 626           | 85 687           | 56 939           | 64 603           | 792 946           |
| Riau                 | 32 603                  | 89 882           | 110 375          | 101 804          | 84 263           | 81 143           | 64 241           | 39 484           | 24 728           | 20 656           | 649 179           |
| Jambi                | 21 730                  | 57 354           | 73 122           | 70 472           | 70 851           | 59 743           | 55 281           | 39 283           | 24 071           | 24 867           | 496 774           |
| Sumatra Selatan      | 58 413                  | 145 923          | 182 603          | 189 723          | 174 390          | 150 874          | 138 451          | 111 867          | 69 561           | 150 726          | 1 298 831         |
| Bengkulu             | 13 260                  | 33 644           | 44 832           | 49 692           | 46 407           | 39 449           | 35 580           | 22 781           | 15 488           | 20 004           | 321 137           |
| Lampung              | 51 261                  | 114 314          | 145 889          | 184 702          | 169 354          | 163 561          | 143 509          | 110 954          | 75 273           | 91 620           | 1 250 437         |
| Bangka Belitung      | 13 204                  | 23 311           | 28 928           | 23 646           | 22 501           | 22 806           | 17 965           | 16 025           | 9 898            | 8 548            | 186 832           |
| Kepulauan Riau       | 56 094                  | 47 410           | 54 928           | 41 674           | 25 646           | 21 233           | 13 738           | 8 843            | 4 524            | 5 746            | 279 836           |
| DKI Jakarta          | 152 372                 | 311 387          | 320 086          | 277 645          | 196 944          | 178 985          | 125 736          | 97 286           | 60 579           | 40 478           | 1 761 498         |
| Jawa Barat           | 384 350                 | 607 756          | 719 502          | 740 126          | 700 201          | 617 974          | 530 743          | 451 725          | 327 278          | 375 182          | 5 454 837         |
| Jawa Tengah          | 287 995                 | 499 673          | 689 725          | 791 252          | 806 575          | 863 802          | 812 387          | 641 799          | 457 756          | 692 646          | 6 543 610         |
| D.I. Yogyakarta      | 28 030                  | 57 463           | 75 154           | 81 845           | 96 207           | 102 534          | 95 875           | 79 654           | 64 029           | 124 827          | 805 618           |
| Jawa Timur           | 290 536                 | 574 387          | 778 973          | 922 572          | 985 017          | 974 251          | 907 858          | 761 099          | 524 779          | 821 591          | 7 541 063         |
| Banten               | 120 698                 | 237 226          | 267 970          | 220 815          | 193 778          | 152 435          | 126 908          | 85 974           | 53 274           | 49 537           | 1 508 615         |
| Bali                 | 52 393                  | 86 876           | 119 922          | 133 060          | 141 739          | 124 627          | 98 178           | 80 514           | 53 642           | 94 519           | 985 470           |
| Nusa Tenggara Barat  | 57 659                  | 94 971           | 124 770          | 127 651          | 117 893          | 102 457          | 91 961           | 74 438           | 46 937           | 62 853           | 901 590           |
| Nusa Tenggara Timur  | 54 657                  | 93 267           | 109 551          | 119 298          | 113 875          | 105 619          | 92 925           | 76 504           | 59 241           | 81 895           | 906 832           |
| Kalimantan Barat     | 52 906                  | 95 450           | 107 243          | 121 958          | 101 940          | 95 800           | 89 977           | 61 838           | 44 097           | 46 092           | 817 301           |
| Kalimantan Tengah    | 21 405                  | 39 637           | 45 712           | 58 706           | 47 486           | 45 671           | 33 336           | 27 972           | 17 140           | 17 349           | 354 414           |
| Kalimantan Selatan   | 44 901                  | 68 659           | 85 945           | 97 126           | 92 417           | 87 313           | 67 860           | 52 885           | 31 740           | 41 361           | 670 207           |
| Kalimantan Timur     | 24 077                  | 46 448           | 67 972           | 63 015           | 60 799           | 57 684           | 44 820           | 32 021           | 17 033           | 17 814           | 431 683           |
| Sulawesi Utara       | 9 727                   | 21 228           | 28 856           | 38 120           | 37 975           | 39 626           | 35 328           | 28 037           | 21 785           | 23 695           | 284 377           |
| Sulawesi Tengah      | 19 577                  | 36 003           | 54 241           | 59 106           | 58 289           | 53 683           | 39 540           | 33 188           | 21 130           | 24 079           | 398 836           |
| Sulawesi Selatan     | 72 761                  | 117 231          | 154 524          | 164 789          | 160 969          | 142 839          | 120 524          | 100 557          | 63 518           | 96 700           | 1 194 412         |
| Sulawesi Tenggara    | 26 219                  | 39 148           | 54 227           | 57 572           | 54 408           | 46 452           | 35 455           | 31 856           | 19 880           | 30 714           | 395 931           |
| Gorontalo            | 7 033                   | 13 821           | 19 998           | 22 758           | 22 628           | 17 061           | 14 498           | 12 807           | 7 302            | 8 325            | 146 231           |
| Sulawesi Barat       | 11 893                  | 20 418           | 29 780           | 32 695           | 28 657           | 21 331           | 18 644           | 15 351           | 12 134           | 14 719           | 205 622           |
| Maluku               | 8 901                   | 18 624           | 31 043           | 30 333           | 31 032           | 27 711           | 24 752           | 21 699           | 13 458           | 17 826           | 225 379           |
| Maluku Utara         | 5 998                   | 14 179           | 21 475           | 22 875           | 19 558           | 15 915           | 13 172           | 11 279           | 6 791            | 7 823            | 139 065           |
| Papua Barat          | 7 284                   | 14 395           | 18 892           | 19 201           | 15 338           | 13 919           | 9 954            | 8 244            | 3 470            | 4 453            | 115 150           |
| Papua                | 68 436                  | 79 724           | 96 447           | 110 207          | 100 678          | 68 738           | 48 622           | 23 797           | 12 489           | 11 050           | 620 188           |
| <b>Jumlah/Total</b>  | <b>2 267 864</b>        | <b>4 075 521</b> | <b>5 142 953</b> | <b>5 492 705</b> | <b>5 279 267</b> | <b>4 961 966</b> | <b>4 370 108</b> | <b>3 516 141</b> | <b>2 389 470</b> | <b>3 249 549</b> | <b>40 745 544</b> |

Tabel 23.1 Penduduk Berumur 15 Tahun ke Atas yang Bekerja Selama Seminggu yang lalu Menurut Provinsi dan Pendidikan Tertinggi yang Ditamatkan  
 Table Population 15 Years of Age and Over Who Worked During the Previous Week by Province and Educational Attainment (Agustus/August 2010)

Perkotaan+Perdesaan/Urban+Rural

Laki-laki+Perempuan/Male+Female

| Provinsi<br>Province | Tidak/Belum<br>Pernah<br>Sekolah<br>No<br>Schooling | Tidak/Belum<br>Tamat SD<br>Did Not<br>Complete/<br>Not Yet<br>Completed<br>Primary<br>School | Pendidikan Tertinggi yang Ditamatkan/Educational Attainment |                                     |                               |                        |  |                           |                    | Jumlah<br>Total |
|----------------------|---|--|---|-------------------------------------|-------------------------------|------------------------|--|---------------------------|--------------------|-----------------|
|                      |   |  | Sekolah<br>Dasar<br>Primary<br>School                       | S L T P<br>Junior<br>High<br>School | S M T A<br>Senior High School |                        | Diploma<br>I/II/III<br>Akademi<br>Diploma<br>I/II/III<br>Academy | Universitas<br>University |                    |                 |
|                      |   |  |   |                                     | Umum<br>General               | Kejuruan<br>Vocational |  |                           |                    |                 |
| (1)                  | (2)   | (3)  | (4)   | (5)                                 | (6)                           | (7)                    | (8)  | (9)                       | (10)               |                 |
| Aceh                 | 52 755  | 219 477  | 419 764   | 395 171                             | 411 174                       | 72 515                 | 93 082   | 112 316                   | 1 776 254          |                 |
| Sumatra Utara        | 104 145   | 863 069  | 1 346 430   | 1 505 489                           | 1 284 293                     | 600 206                | 145 782  | 276 157                   | 6 125 571          |                 |
| Sumatra Barat        | 25 415  | 454 466  | 418 979   | 431 329                             | 332 012                       | 184 216                | 85 370   | 109 667                   | 2 041 454          |                 |
| Riau                 | 38 117  | 324 843  | 536 059   | 467 282                             | 428 389                       | 175 672                | 88 208   | 111 677                   | 2 170 247          |                 |
| Jambi                | 52 181  | 276 299  | 396 559   | 295 164                             | 240 149                       | 96 822                 | 41 468   | 63 763                    | 1 462 405          |                 |
| Sumatra Selatan      | 55 324  | 693 509  | 1 045 402   | 660 474                             | 549 633                       | 188 245                | 94 198   | 134 408                   | 3 421 193          |                 |
| Bengkulu             | 19 503  | 173 217  | 195 626   | 168 203                             | 132 699                       | 56 587                 | 24 923   | 44 983                    | 815 741            |                 |
| Lampung              | 114 851   | 777 131  | 1 106 682   | 832 175                             | 451 311                       | 243 533                | 95 469   | 115 926                   | 3 737 078          |                 |
| Bangka Belitung      | 18 957  | 134 700  | 168 241   | 98 604                              | 76 695                        | 52 542                 | 17 291   | 18 106                    | 585 136            |                 |
| Kepulauan Riau       | 12 734  | 77 869   | 100 535   | 109 613                             | 236 264                       | 149 615                | 38 225   | 44 631                    | 769 486            |                 |
| DKI Jakarta          | 19 035  | 311 010  | 629 566   | 1 027 730                           | 1 080 896                     | 874 926                | 265 600  | 480 998                   | 4 689 761          |                 |
| Jawa Barat           | 371 901   | 2 175 693  | 6 170 326   | 3 100 654                           | 2 361 132                     | 1 430 091              | 505 863  | 826 784                   | 16 942 444         |                 |
| Jawa Tengah          | 806 231   | 2 836 365  | 5 530 962   | 2 993 593                           | 1 578 128                     | 1 122 262              | 368 397  | 573 509                   | 15 809 447         |                 |
| D.I. Yogyakarta      | 104 933   | 258 000  | 346 528   | 351 662                             | 252 424                       | 265 617                | 69 367   | 126 617                   | 1 775 148          |                 |
| Jawa Timur           | 1 417 399   | 3 360 940  | 5 746 662   | 3 426 956                           | 2 220 452                     | 1 411 146              | 279 475  | 835 078                   | 18 698 108         |                 |
| Banten               | 120 840   | 625 798  | 1 136 240   | 852 548                             | 822 682                       | 576 532                | 160 784  | 287 661                   | 4 583 085          |                 |
| Bali                 | 167 690   | 291 984  | 511 490   | 364 123                             | 397 033                       | 226 803                | 93 019   | 125 216                   | 2 177 358          |                 |
| Nusa Tenggara Barat  | 303 359   | 466 397  | 499 961   | 342 311                             | 319 453                       | 71 631                 | 40 948   | 88 873                    | 2 132 933          |                 |
| Nusa Tenggara Timur  | 141 388   | 526 577  | 735 188   | 267 732                             | 180 003                       | 100 089                | 50 586   | 59 666                    | 2 061 229          |                 |
| Kalimantan Barat     | 146 193   | 549 014  | 584 670   | 372 338                             | 257 814                       | 92 733                 | 45 743   | 47 200                    | 2 095 705          |                 |
| Kalimantan Tengah    | 16 605  | 175 808  | 351 791   | 224 749                             | 140 420                       | 43 048                 | 26 873   | 43 286                    | 1 022 580          |                 |
| Kalimantan Selatan   | 43 067  | 388 819  | 503 975   | 349 532                             | 250 498                       | 92 881                 | 42 271   | 72 579                    | 1 743 622          |                 |
| Kalimantan Timur     | 36 017  | 204 503  | 304 206   | 277 805                             | 320 622                       | 180 311                | 64 756   | 93 678                    | 1 481 898          |                 |
| Sulawesi Utara       | 3 976   | 146 808  | 190 135   | 209 108                             | 208 083                       | 90 947                 | 23 219   | 64 663                    | 936 939            |                 |
| Sulawesi Tengah      | 22 410  | 206 797  | 405 795   | 214 670                             | 163 369                       | 61 459                 | 36 590   | 53 136                    | 1 164 226          |                 |
| Sulawesi Selatan     | 243 142   | 644 147  | 796 853   | 558 975                             | 526 822                       | 180 891                | 86 154   | 235 381                   | 3 272 365          |                 |
| Sulawesi Tenggara    | 45 255  | 175 169  | 248 375   | 191 929                             | 191 232                       | 51 853                 | 38 655   | 55 210                    | 997 678            |                 |
| Gorontalo            | 3 567   | 153 202  | 118 763   | 57 889                              | 50 120                        | 22 489                 | 9 719  | 17 177                    | 432 926            |                 |
| Sulawesi Barat       | 34 934  | 127 627  | 154 945   | 79 467                              | 62 115                        | 25 026                 | 12 416   | 18 337                    | 514 867            |                 |
| Maluku               | 14 482  | 86 915   | 153 582   | 110 907                             | 122 185                       | 37 606                 | 28 708   | 32 045                    | 586 430            |                 |
| Maluku Utara         | 11 486  | 83 892   | 99 778  | 80 073                              | 78 675                        | 18 829                 | 16 459   | 22 169                    | 411 361            |                 |
| Papua Barat          | 34 145  | 51 046   | 70 435  | 57 979                              | 48 115                        | 24 758                 | 10 590   | 19 479                    | 316 547            |                 |
| Papua                | 584 162   | 166 775  | 294 301   | 158 357                             | 139 393                       | 54 232                 | 23 519   | 35 806                    | 1 456 545          |                 |
| <b>Jumlah/Total</b>  | <b>5 186 199</b>                                    | <b>18 007 866</b>  | <b>31 318 804</b>   | <b>20 634 591</b>                   | <b>15 914 285</b>             | <b>8 876 113</b>       | <b>3 023 727</b>   | <b>5 246 182</b>          | <b>108 207 767</b> |                 |

Tabel 23.2 Penduduk Berumur 15 Tahun ke Atas yang Bekerja Selama Seminggu yang lalu Menurut Provinsi dan Pendidikan Tertinggi yang Ditamatkan  
 Table Population 15 Years of Age and Over Who Worked During the Previous Week by Province and Educational Attainment (Agustus/August 2010)

| Provinsi<br>Province | Tidak/Belum<br>Pernah<br>Sekolah<br>No<br>Schooling | Tidak/Belum<br>Tamat SD<br>Did Not<br>Complete/<br>Not Yet<br>Completed<br>Primary<br>School | Pendidikan Tertinggi yang Ditamatkan/Educational Attainment |                                     |                    |                        |  |                           | Jumlah<br>Total |
|----------------------|---|--|---|-------------------------------------|--------------------|------------------------|--|---------------------------|-----------------|
|                      |   |  | Sekolah<br>Dasar<br>Primary<br>School                       | S L T P<br>Junior<br>High<br>School | S M T A            |                        | Diploma<br>I/II/III<br>Akademi<br>Diploma<br>I/II/III<br>Academy | Universitas<br>University |                 |
|                      |   |  |   |                                     | Senior High School |                        |  |                           |                 |
|                      |   |  |   |                                     | Umum<br>General    | Kejuruan<br>Vocational |  |                           |                 |
| (1)                  | (2)   | (3)  | (4)   | (5)                                 | (6)                | (7)                    | (8)  | (9)                       | (10)            |
| Aceh                 | 6 752   | 39 694   | 62 643  | 106 888                             | 171 253            | 36 357                 | 42 824   | 69 406                    | 535 817         |
| Sumatra Utara        | 6 043   | 185 386  | 360 098   | 559 744                             | 685 481            | 331 287                | 78 630   | 193 317                   | 2 399 986       |
| Sumatra Barat        | 1 013   | 51 087   | 71 761  | 113 870                             | 139 735            | 90 338                 | 42 634   | 64 168                    | 574 606         |
| Riau                 | 4 161   | 42 799   | 93 178  | 140 122                             | 214 109            | 106 571                | 43 445   | 72 441                    | 716 826         |
| Jambi                | 4 950   | 41 777   | 56 783  | 67 416                              | 101 425            | 52 787                 | 20 280   | 39 535                    | 384 953         |
| Sumatra Selatan      | 8 599   | 105 941  | 174 497   | 185 361                             | 279 584            | 118 768                | 53 142   | 96 093                    | 1 021 985       |
| Bengkulu             | 1 430   | 17 433   | 23 713  | 38 852                              | 54 839             | 24 962                 | 13 507   | 30 604                    | 205 340         |
| Lampung              | 11 324  | 76 340   | 137 208   | 137 684                             | 162 647            | 87 404                 | 39 672   | 62 600                    | 714 879         |
| Bangka Belitung      | 2 608   | 31 470   | 42 179  | 43 276                              | 50 640             | 36 605                 | 10 678   | 13 703                    | 231 159         |
| Kepulauan Riau       | 6 444   | 35 153   | 62 474  | 97 271                              | 222 403            | 146 509                | 35 492   | 42 604                    | 648 350         |
| DKI Jakarta          | 19 035  | 311 010  | 629 566   | 1 027 730                           | 1 080 896          | 874 926                | 265 600  | 480 998                   | 4 689 761       |
| Jawa Barat           | 91 885  | 766 442  | 2 180 258   | 1 760 517                           | 1 792 835          | 1 158 250              | 401 450  | 667 478                   | 8 819 115       |
| Jawa Tengah          | 178 851   | 783 365  | 1 610 543   | 1 261 957                           | 984 736            | 706 050                | 232 447  | 411 302                   | 6 169 251       |
| D.I. Yogyakarta      | 34 651  | 128 276  | 147 926   | 186 897                             | 182 000            | 165 505                | 51 231   | 98 863                    | 995 349         |
| Jawa Timur           | 188 745   | 904 992  | 1 563 201   | 1 491 961                           | 1 366 412          | 927 145                | 182 346  | 599 197                   | 7 223 999       |
| Banten               | 37 233  | 225 619  | 451 435   | 573 951                             | 670 498            | 509 417                | 141 712  | 256 086                   | 2 865 951       |
| Bali                 | 39 860  | 102 329  | 185 965   | 186 583                             | 267 133            | 152 659                | 68 393   | 97 714                    | 1 100 636       |
| Nusa Tenggara Barat  | 77 179  | 127 292  | 151 982   | 122 824                             | 143 662            | 44 676                 | 19 426   | 55 296                    | 742 337         |
| Nusa Tenggara Timur  | 2 422   | 32 428   | 47 036  | 45 348                              | 64 036             | 35 949                 | 14 764   | 34 669                    | 276 652         |
| Kalimantan Barat     | 19 719  | 86 308   | 93 164  | 93 390                              | 111 103            | 55 070                 | 24 037   | 32 575                    | 515 366         |
| Kalimantan Tengah    | 3 309   | 34 920   | 42 791  | 56 282                              | 63 743             | 26 655                 | 13 597   | 32 160                    | 273 457         |
| Kalimantan Selatan   | 6 467   | 73 112   | 112 053   | 117 474                             | 147 188            | 62 548                 | 26 200   | 52 552                    | 597 594         |
| Kalimantan Timur     | 5 902   | 71 499   | 103 163   | 138 249                             | 201 980            | 140 555                | 45 587   | 73 272                    | 780 207         |
| Sulawesi Utara       | 1 358   | 31 094   | 44 290  | 67 938                              | 103 838            | 43 956                 | 8 815  | 40 948                    | 342 237         |
| Sulawesi Tengah      | 700   | 18 282   | 31 835  | 42 307                              | 51 773             | 24 168                 | 13 725   | 33 243                    | 216 033         |
| Sulawesi Selatan     | 19 935  | 113 706  | 142 471   | 172 305                             | 267 740            | 101 693                | 48 575   | 157 043                   | 1 023 468       |
| Sulawesi Tenggara    | 3 402   | 17 845   | 25 849  | 33 771                              | 64 389             | 20 616                 | 12 503   | 30 041                    | 208 416         |
| Gorontalo            | 241   | 21 874   | 19 576  | 18 266                              | 23 450             | 12 026                 | 4 746  | 9 519                     | 109 698         |
| Sulawesi Barat       | 2 887   | 15 678   | 17 071  | 12 812                              | 18 010             | 6 467                  | 4 238  | 7 955                     | 85 118          |
| Maluku               | 391   | 11 748   | 16 128  | 31 560                              | 55 045             | 19 896                 | 13 924   | 22 854                    | 171 546         |
| Maluku Utara         | 655   | 7 219  | 12 129  | 19 525                              | 34 001             | 11 203                 | 7 221  | 15 090                    | 107 043         |
| Papua Barat          | 1 441   | 7 340  | 7 716   | 17 395                              | 22 670             | 13 820                 | 5 568  | 11 109                    | 87 059          |
| Papua                | 3 224   | 14 959   | 20 907  | 34 586                              | 60 492             | 28 719                 | 13 015   | 22 700                    | 198 602         |
| Jumlah/Total         | 792 816   | 4 534 417  | 8 741 589   | 9 004 112                           | 9 859 746          | 6 173 557              | 1 999 424  | 3 927 135                 | 45 032 796      |

Laki-laki+Perempuan/Male+Female

Tabel 23.3 Penduduk Berumur 15 Tahun ke Atas yang Bekerja Selama Seminggu yang lalu Menurut Provinsi dan Pendidikan Tertinggi yang Ditamatkan  
 Table Population 15 Years of Age and Over Who Worked During the Previous Week by Province and Educational Attainment (Agustus/August 2010)

| Perdesaan/Rural      |   | Laki-laki+Perempuan/Male+Female   |   |                                     |                               |                        |  |                           |                 |
|----------------------|---|---|---|-------------------------------------|-------------------------------|------------------------|--|---------------------------|-----------------|
| Provinsi<br>Province | Tidak/Belum<br>Pernah<br>Sekolah<br>No<br>Schooling | Pendidikan<br>Tertinggi<br>yang<br>Ditamatkan/<br>Educational<br>Attainment | Pendidikan Tertinggi yang Ditamatkan/Educational Attainment |                                     |                               |                        |  |                           | Jumlah<br>Total |
|                      |   |   | Sekolah<br>Dasar<br>Primary<br>School                       | S L T P<br>Junior<br>High<br>School | S M T A<br>Senior High School |                        | Diploma<br>I/II/III<br>Akademi<br>Diploma<br>I/II/III<br>Academy | Universitas<br>University |                 |
|                      |   |   |   |                                     | Umum<br>General               | Kejuruan<br>Vocational |  |                           |                 |
| (1)                  | (2)   | (3)   | (4)   | (5)                                 | (6)                           | (7)                    | (8)  | (9)                       | (10)            |
| Aceh                 | 46 003  | 179 783   | 357 121   | 288 283                             | 239 921                       | 36 158                 | 50 258   | 42 910                    | 1 240 437       |
| Sumatra Utara        | 98 102  | 677 683   | 986 332   | 945 745                             | 598 812                       | 268 919                | 67 152   | 82 840                    | 3 725 585       |
| Sumatra Barat        | 24 402  | 403 379   | 347 218   | 317 459                             | 192 277                       | 93 878                 | 42 736   | 45 499                    | 1 466 848       |
| Riau                 | 33 956  | 282 044   | 442 881   | 327 160                             | 214 280                       | 69 101                 | 44 763   | 39 236                    | 1 453 421       |
| Jambi                | 47 231  | 234 522   | 339 776   | 227 748                             | 138 724                       | 44 035                 | 21 188   | 24 228                    | 1 077 452       |
| Sumatra Selatan      | 46 725  | 587 568   | 870 905   | 475 113                             | 270 049                       | 69 477                 | 41 056   | 38 315                    | 2 399 208       |
| Bengkulu             | 18 073  | 155 784   | 171 913   | 129 351                             | 77 860                        | 31 625                 | 11 416   | 14 379                    | 610 401         |
| Lampung              | 103 527   | 700 791   | 969 474   | 694 491                             | 288 664                       | 156 129                | 55 797   | 53 326                    | 3 022 199       |
| Bangka Belitung      | 16 349  | 103 230   | 126 062   | 55 328                              | 26 055                        | 15 937                 | 6 613  | 4 403                     | 353 977         |
| Kepulauan Riau       | 6 290   | 42 716  | 38 061  | 12 342                              | 13 861                        | 3 106                  | 2 733  | 2 027                     | 121 136         |
| DKI Jakarta          | -   | -   | -   | -                                   | -                             | -                      | -  | -                         | -               |
| Jawa Barat           | 280 016   | 1 409 251   | 3 990 068   | 1 340 137                           | 568 297                       | 271 841                | 104 413  | 159 306                   | 8 123 329       |
| Jawa Tengah          | 627 380   | 2 053 000   | 3 920 419   | 1 731 636                           | 593 392                       | 416 212                | 135 950  | 162 207                   | 9 640 196       |
| D.I. Yogyakarta      | 70 282  | 129 724   | 198 602   | 164 765                             | 70 424                        | 100 112                | 18 136   | 27 754                    | 779 799         |
| Jawa Timur           | 1 228 654   | 2 455 948   | 4 183 461   | 1 934 995                           | 854 040                       | 484 001                | 97 129   | 235 881                   | 11 474 109      |
| Banten               | 83 607  | 400 179   | 684 805   | 278 597                             | 152 184                       | 67 115                 | 19 072   | 31 575                    | 1 717 134       |
| Bali                 | 127 830   | 189 655   | 325 525   | 177 540                             | 129 900                       | 74 144                 | 24 626   | 27 502                    | 1 076 722       |
| Nusa Tenggara Barat  | 226 180   | 339 105   | 347 979   | 219 487                             | 175 791                       | 26 955                 | 21 522   | 33 577                    | 1 390 596       |
| Nusa Tenggara Timur  | 138 966   | 494 149   | 688 152   | 222 384                             | 115 967                       | 64 140                 | 35 822   | 24 997                    | 1 784 577       |
| Kalimantan Barat     | 126 474   | 462 706   | 491 506   | 278 948                             | 146 711                       | 37 663                 | 21 706   | 14 625                    | 1 580 339       |
| Kalimantan Tengah    | 13 296  | 140 888   | 309 000   | 168 467                             | 76 677                        | 16 393                 | 13 276   | 11 126                    | 749 123         |
| Kalimantan Selatan   | 36 600  | 315 707   | 391 922   | 232 058                             | 103 310                       | 30 333                 | 16 071   | 20 027                    | 1 146 028       |
| Kalimantan Timur     | 30 115  | 133 004   | 201 043   | 139 556                             | 118 642                       | 39 756                 | 19 169   | 20 406                    | 701 691         |
| Sulawesi Utara       | 2 618   | 115 714   | 145 845   | 141 170                             | 104 245                       | 46 991                 | 14 404   | 23 715                    | 594 702         |
| Sulawesi Tengah      | 21 710  | 188 515   | 373 960   | 172 363                             | 111 596                       | 37 291                 | 22 865   | 19 893                    | 948 193         |
| Sulawesi Selatan     | 223 207   | 530 441   | 654 382   | 386 670                             | 259 082                       | 79 198                 | 37 579   | 78 338                    | 2 248 897       |
| Sulawesi Tenggara    | 41 853  | 157 324   | 222 526   | 158 158                             | 126 843                       | 31 237                 | 26 152   | 25 169                    | 789 262         |
| Gorontalo            | 3 326   | 131 328   | 99 187  | 39 623                              | 26 670                        | 10 463                 | 4 973  | 7 658                     | 323 228         |
| Sulawesi Barat       | 32 047  | 111 949   | 137 874   | 66 655                              | 44 105                        | 18 559                 | 8 178  | 10 382                    | 429 749         |
| Maluku               | 14 091  | 75 167  | 137 454   | 79 347                              | 67 140                        | 17 710                 | 14 784   | 9 191                     | 414 884         |
| Maluku Utara         | 10 831  | 76 673  | 87 649  | 60 548                              | 44 674                        | 7 626                  | 9 238  | 7 079                     | 304 318         |
| Papua Barat          | 32 704  | 43 706  | 62 719  | 40 584                              | 25 445                        | 10 938                 | 5 022  | 8 370                     | 229 488         |
| Papua                | 580 938   | 151 816   | 273 394   | 123 771                             | 78 901                        | 25 513                 | 10 504   | 13 106                    | 1 257 943       |
| Jumlah/Total         | 4 393 383   | 13 473 449  | 22 577 215  | 11 630 479                          | 6 054 539                     | 2 702 556              | 1 024 303  | 1 319 047                 | 63 174 971      |

Tabel 23.4 Penduduk Berumur 15 Tahun ke Atas yang Bekerja Selama Seminggu yang lalu Menurut Provinsi dan Pendidikan Tertinggi yang Ditamatkan  
 Table Population 15 Years of Age and Over Who Worked During the Previous Week by Province and Educational Attainment (Agustus/August 2010)

Perkotaan+Perdesaan/Urban+Rural

Laki-laki/Male

| Provinsi<br>Province | Tidak/Belum<br>Pernah<br>Sekolah<br>No<br>Schooling | Tidak/Belum<br>Tamat SD<br>Did Not<br>Complete/<br>Not Yet<br>Completed<br>Primary<br>School | Pendidikan Tertinggi yang Ditamatkan/Educational Attainment |                                     |                               |                        |  |                           | Jumlah<br>Total   |
|----------------------|---|--|---|-------------------------------------|-------------------------------|------------------------|--|---------------------------|-------------------|
|                      |   |  | Sekolah<br>Dasar<br>Primary<br>School                       | S L T P<br>Junior<br>High<br>School | S M T A<br>Senior High School |                        | Diploma<br>I/II/III<br>Akademi<br>Diploma<br>I/II/III<br>Academy | Universitas<br>University |                   |
|                      |   |  |   |                                     | Umum<br>General               | Kejuruan<br>Vocational |  |                           |                   |
| (1)                  | (2)   | (3)  | (4)   | (5)                                 | (6)                           | (7)                    | (8)  | (9)                       | (10)              |
| Aceh                 | 24 201  | 127 065  | 268 475   | 261 475                             | 294 848                       | 51 787                 | 31 648   | 59 542                    | 1 119 041         |
| Sumatra Utara        | 43 410  | 472 936  | 804 510   | 950 126                             | 841 086                       | 398 695                | 54 608   | 155 770                   | 3 721 141         |
| Sumatra Barat        | 10 665  | 276 569  | 275 323   | 270 201                             | 215 637                       | 125 368                | 22 645   | 52 100                    | 1 248 508         |
| Riau                 | 22 595  | 226 957  | 401 236   | 338 967                             | 295 297                       | 136 118                | 35 505   | 64 393                    | 1 521 068         |
| Jambi                | 24 632  | 170 543  | 268 410   | 201 137                             | 178 275                       | 68 378                 | 16 766   | 37 490                    | 965 631           |
| Sumatra Selatan      | 26 758  | 410 149  | 632 058   | 423 788                             | 383 764                       | 138 786                | 37 923   | 69 136                    | 2 122 362         |
| Bengkulu             | 8 591   | 98 254   | 118 925   | 105 419                             | 85 888                        | 41 504                 | 11 800   | 24 223                    | 494 604           |
| Lampung              | 57 623  | 500 411  | 747 145   | 560 294                             | 326 864                       | 181 749                | 44 785   | 67 770                    | 2 486 641         |
| Bangka Belitung      | 9 797   | 89 109   | 120 169   | 67 190                              | 55 859                        | 36 772                 | 8 527  | 10 881                    | 398 304           |
| Kepulauan Riau       | 8 321   | 58 879   | 75 819  | 79 160                              | 129 650                       | 86 508                 | 22 462   | 28 851                    | 489 650           |
| DKI Jakarta          | 8 390   | 165 984  | 354 102   | 639 266                             | 749 854                       | 576 820                | 139 196  | 294 651                   | 2 928 263         |
| Jawa Barat           | 185 306   | 1 439 777  | 4 268 329   | 2 105 849                           | 1 654 980                     | 1 052 156              | 270 324  | 510 886                   | 11 487 607        |
| Jawa Tengah          | 323 936   | 1 597 233  | 3 301 071   | 1 797 456                           | 1 007 696                     | 761 044                | 169 822  | 307 579                   | 9 265 837         |
| D.I. Yogyakarta      | 30 301  | 125 369  | 193 646   | 201 205                             | 148 143                       | 166 899                | 35 491   | 68 476                    | 969 530           |
| Jawa Timur           | 561 328   | 1 912 431  | 3 449 426   | 2 151 096                           | 1 491 547                     | 1 004 806              | 126 969  | 459 442                   | 11 157 045        |
| Banten               | 65 397  | 422 105  | 771 253   | 568 112                             | 585 716                       | 405 495                | 78 779   | 177 613                   | 3 074 470         |
| Bali                 | 59 674  | 151 852  | 255 258   | 195 746                             | 264 227                       | 137 568                | 54 906   | 72 657                    | 1 191 888         |
| Nusa Tenggara Barat  | 136 610   | 286 402  | 271 429   | 197 751                             | 212 303                       | 52 213                 | 20 239   | 54 396                    | 1 231 343         |
| Nusa Tenggara Timur  | 68 556  | 306 338  | 389 568   | 144 508                             | 118 192                       | 66 686                 | 24 593   | 35 956                    | 1 154 397         |
| Kalimantan Barat     | 58 023  | 334 931  | 363 422   | 225 444                             | 181 279                       | 63 559                 | 22 899   | 28 847                    | 1 278 404         |
| Kalimantan Tengah    | 8 597   | 107 163  | 229 502   | 152 209                             | 101 700                       | 32 112                 | 13 627   | 23 256                    | 668 166           |
| Kalimantan Selatan   | 19 515  | 222 816  | 318 138   | 215 060                             | 169 958                       | 64 989                 | 21 458   | 41 481                    | 1 073 415         |
| Kalimantan Timur     | 19 160  | 137 353  | 216 140   | 200 697                             | 243 202                       | 138 421                | 33 671   | 61 571                    | 1 050 215         |
| Sulawesi Utara       | 2 240   | 109 413  | 143 306   | 153 501                             | 148 818                       | 53 806                 | 9 815  | 31 663                    | 652 562           |
| Sulawesi Tengah      | 11 535  | 137 083  | 268 188   | 146 213                             | 112 857                       | 44 181                 | 15 281   | 30 052                    | 765 390           |
| Sulawesi Selatan     | 136 951   | 427 332  | 521 577   | 352 094                             | 358 075                       | 121 822                | 33 192   | 126 910                   | 2 077 953         |
| Sulawesi Tenggara    | 19 063  | 105 830  | 146 226   | 115 743                             | 128 904                       | 37 474                 | 16 299   | 32 208                    | 601 747           |
| Gorontalo            | 2 089   | 113 734  | 80 159  | 35 649                              | 29 219                        | 14 482                 | 3 507  | 7 856                     | 286 695           |
| Sulawesi Barat       | 18 028  | 78 553   | 92 410  | 46 266                              | 42 006                        | 16 200                 | 5 491  | 10 291                    | 309 245           |
| Maluku               | 7 430   | 50 192   | 94 362  | 71 773                              | 83 130                        | 24 506                 | 11 619   | 18 039                    | 361 051           |
| Maluku Utara         | 6 575   | 52 133   | 66 935  | 55 504                              | 57 381                        | 14 139                 | 6 332  | 13 297                    | 272 296           |
| Papua Barat          | 14 399  | 28 248   | 44 821  | 39 624                              | 37 929                        | 18 396                 | 5 778  | 12 202                    | 201 397           |
| Papua                | 277 888   | 92 950   | 170 712   | 107 842                             | 107 363                       | 42 929                 | 13 871   | 22 802                    | 836 357           |
| <b>Jumlah/Total</b>  | <b>2 277 584</b>                                    | <b>10 836 094</b>  | <b>19 722 050</b>   | <b>13 176 365</b>                   | <b>10 841 647</b>             | <b>6 176 368</b>       | <b>1 419 828</b>   | <b>3 012 287</b>          | <b>67 462 223</b> |

Tabel  
23.5  
Table

Penduduk Berumur 15 Tahun ke Atas yang Bekerja Selama Seminggu yang lalu  
Menurut Provinsi dan Pendidikan Tertinggi yang Ditamatkan  
Population 15 Years of Age and Over Who Worked During the Previous Week  
by Province and Educational Attainment  
(Agustus/August 2010)

Perkotaan+Perdesaan/Urban+Rural

Perempuan/Female

| Provinsi<br>Province | Tidak/Belum<br>Pernah<br>Sekolah<br>No<br>Schooling | Tidak/Belum<br>Tamat SD<br>Did Not<br>Complete/<br>Not Yet<br>Completed<br>Primary<br>School | Pendidikan Tertinggi yang Ditamatkan/Educational Attainment |                                     |                               |                        |  |                           | Jumlah<br>Total   |
|----------------------|---|--|---|-------------------------------------|-------------------------------|------------------------|--|---------------------------|-------------------|
|                      |   |  | Sekolah<br>Dasar<br>Primary<br>School                       | S L T P<br>Junior<br>High<br>School | S M T A<br>Senior High School |                        | Diploma<br>I/II/III<br>Akademi<br>Diploma<br>I/II/III<br>Academy | Universitas<br>University |                   |
|                      |   |  |   |                                     | Umum<br>General               | Kejuruan<br>Vocational |  |                           |                   |
| (1)                  | (2)   | (3)  | (4)   | (5)                                 | (6)                           | (7)                    | (8)  | (9)                       | (10)              |
| Aceh                 | 28 554  | 92 412   | 151 289   | 133 696                             | 116 326                       | 20 728                 | 61 434   | 52 774                    | 657 213           |
| Sumatra Utara        | 60 735  | 390 133  | 541 920   | 555 363                             | 443 207                       | 201 511                | 91 174   | 120 387                   | 2 404 430         |
| Sumatra Barat        | 14 750  | 177 897  | 143 656   | 161 128                             | 116 375                       | 58 848                 | 62 725   | 57 567                    | 792 946           |
| Riau                 | 15 522  | 97 886   | 134 823   | 128 315                             | 133 092                       | 39 554                 | 52 703   | 47 284                    | 649 179           |
| Jambi                | 27 549  | 105 756  | 128 149   | 94 027                              | 61 874                        | 28 444                 | 24 702   | 26 273                    | 496 774           |
| Sumatra Selatan      | 28 566  | 283 360  | 413 344   | 236 686                             | 165 869                       | 49 459                 | 56 275   | 65 272                    | 1 298 831         |
| Bengkulu             | 10 912  | 74 963   | 76 701  | 62 784                              | 46 811                        | 15 083                 | 13 123   | 20 760                    | 321 137           |
| Lampung              | 57 228  | 276 720  | 359 537   | 271 881                             | 124 447                       | 61 784                 | 50 684   | 48 156                    | 1 250 437         |
| Bangka Belitung      | 9 160   | 45 591   | 48 072  | 31 414                              | 20 836                        | 15 770                 | 8 764  | 7 225                     | 186 832           |
| Kepulauan Riau       | 4 413   | 18 990   | 24 716  | 30 453                              | 106 614                       | 63 107                 | 15 763   | 15 780                    | 279 836           |
| DKI Jakarta          | 10 645  | 145 026  | 275 464   | 388 464                             | 331 042                       | 298 106                | 126 404  | 186 347                   | 1 761 498         |
| Jawa Barat           | 186 595   | 735 916  | 1 901 997   | 994 805                             | 706 152                       | 377 935                | 235 539  | 315 898                   | 5 454 837         |
| Jawa Tengah          | 482 295   | 1 239 132  | 2 229 891   | 1 196 137                           | 570 432                       | 361 218                | 198 575  | 265 930                   | 6 543 610         |
| D.I. Yogyakarta      | 74 632  | 132 631  | 152 882   | 150 457                             | 104 281                       | 98 718                 | 33 876   | 58 141                    | 805 618           |
| Jawa Timur           | 856 071   | 1 448 509  | 2 297 236   | 1 275 860                           | 728 905                       | 406 340                | 152 506  | 375 636                   | 7 541 063         |
| Banten               | 55 443  | 203 693  | 364 987   | 284 436                             | 236 966                       | 171 037                | 82 005   | 110 048                   | 1 508 615         |
| Bali                 | 108 016   | 140 132  | 256 232   | 168 377                             | 132 806                       | 89 235                 | 38 113   | 52 559                    | 985 470           |
| Nusa Tenggara Barat  | 166 749   | 179 995  | 228 532   | 144 560                             | 107 150                       | 19 418                 | 20 709   | 34 477                    | 901 590           |
| Nusa Tenggara Timur  | 72 832  | 220 239  | 345 620   | 123 224                             | 61 811                        | 33 403                 | 25 993   | 23 710                    | 906 832           |
| Kalimantan Barat     | 88 170  | 214 083  | 221 248   | 146 894                             | 76 535                        | 29 174                 | 22 844   | 18 353                    | 817 301           |
| Kalimantan Tengah    | 8 008   | 68 645   | 122 289   | 72 540                              | 38 720                        | 10 936                 | 13 246   | 20 030                    | 354 414           |
| Kalimantan Selatan   | 23 552  | 166 003  | 185 837   | 134 472                             | 80 540                        | 27 892                 | 20 813   | 31 098                    | 670 207           |
| Kalimantan Timur     | 16 857  | 67 150   | 88 066  | 77 108                              | 77 420                        | 41 890                 | 31 085   | 32 107                    | 431 683           |
| Sulawesi Utara       | 1 736   | 37 395   | 46 829  | 55 607                              | 59 265                        | 37 141                 | 13 404   | 33 000                    | 284 377           |
| Sulawesi Tengah      | 10 875  | 69 714   | 137 607   | 68 457                              | 50 512                        | 17 278                 | 21 309   | 23 084                    | 398 836           |
| Sulawesi Selatan     | 106 191   | 216 815  | 275 276   | 206 881                             | 168 747                       | 59 069                 | 52 962   | 108 471                   | 1 194 412         |
| Sulawesi Tenggara    | 26 192  | 69 339   | 102 149   | 76 186                              | 62 328                        | 14 379                 | 22 356   | 23 002                    | 395 931           |
| Gorontalo            | 1 478   | 39 468   | 38 604  | 22 240                              | 20 901                        | 8 007                  | 6 212  | 9 321                     | 146 231           |
| Sulawesi Barat       | 16 906  | 49 074   | 62 535  | 33 201                              | 20 109                        | 8 826                  | 6 925  | 8 046                     | 205 622           |
| Maluku               | 7 052   | 36 723   | 59 220  | 39 134                              | 39 055                        | 13 100                 | 17 089   | 14 006                    | 225 379           |
| Maluku Utara         | 4 911   | 31 759   | 32 843  | 24 569                              | 21 294                        | 4 690                  | 10 127   | 8 872                     | 139 065           |
| Papua Barat          | 19 746  | 22 798   | 25 614  | 18 355                              | 10 186                        | 6 362                  | 4 812  | 7 277                     | 115 150           |
| Papua                | 306 274   | 73 825   | 123 589   | 50 515                              | 32 030                        | 11 303                 | 9 648  | 13 004                    | 620 188           |
| <b>Jumlah/Total</b>  | <b>2 908 615</b>                                    | <b>7 171 772</b>   | <b>11 596 754</b>   | <b>7 458 226</b>                    | <b>5 072 638</b>              | <b>2 699 745</b>       | <b>1 603 899</b>   | <b>2 233 895</b>          | <b>40 745 544</b> |



Tabel 24.1 Penduduk Berumur 15 Tahun ke Atas yang Bekerja Selama Seminggu yang lalu Menurut Provinsi dan Lapangan Pekerjaan Utama  
 Table Population 15 Years of Age and Over Who Worked During the Previous Week by Province and Main Industry  
 (Agustus/August 2010)

| Provinsi<br>Province | Lapangan Pekerjaan Utama/Main Industry *) |           |            |         |           |            |           |           |            | Jumlah<br>Total |
|----------------------|---|-----------|------------|---------|-----------|------------|-----------|-----------|------------|-----------------|
|                      | 1   | 2         | 3          | 4       | 5         | 6          | 7         | 8         | 9          |                 |
|                      | (1)                                       | (2)       | (3)        | (4)     | (5)       | (6)        | (7)       | (8)       | (9)        |                 |
| Aceh                 | 809 788                                   | 11 591    | 77 828     | 3 630   | 109 023   | 314 323    | 74 456    | 13 644    | 361 971    | 1 776 254       |
| Sumatra Utara        | 2 875 374                                 | 26 088    | 455 007    | 12 452  | 306 308   | 1 195 575  | 308 600   | 60 969    | 885 198    | 6 125 571       |
| Sumatra Barat        | 900 306                                   | 24 738    | 138 312    | 3 662   | 104 218   | 406 197    | 101 674   | 22 918    | 339 429    | 2 041 454       |
| Riau                 | 969 096                                   | 31 585    | 126 843    | 6 861   | 124 631   | 408 391    | 102 349   | 30 193    | 370 298    | 2 170 247       |
| Jambi                | 810 866                                   | 24 769    | 50 017     | 1 940   | 58 278    | 230 126    | 55 955    | 13 455    | 216 999    | 1 462 405       |
| Sumatra Selatan      | 1 986 034                                 | 27 988    | 167 714    | 6 996   | 129 053   | 498 286    | 153 194   | 32 943    | 418 985    | 3 421 193       |
| Bengkulu             | 473 599                                   | 8 825     | 20 562     | 1 241   | 35 404    | 126 021    | 24 533    | 7 039     | 118 517    | 815 741         |
| Lampung              | 2 110 571                                 | 17 596    | 289 987    | 3 859   | 152 736   | 567 667    | 165 087   | 19 189    | 410 386    | 3 737 078       |
| Belitung             | 191 468                                   | 117 020   | 26 128     | 759     | 26 061    | 125 710    | 15 119    | 5 430     | 77 441     | 585 136         |
| Kepulauan Riau       | 98 091                                    | 11 855    | 252 753    | 3 301   | 50 833    | 153 505    | 55 979    | 16 626    | 126 543    | 769 486         |
| DKI Jakarta          | 28 477                                    | 19 184    | 754 985    | 17 473  | 191 493   | 1 733 631  | 425 631   | 312 413   | 1 206 474  | 4 689 761       |
| Jawa Barat           | 3 964 243                                 | 113 056   | 3 389 287  | 59 241  | 1 006 635 | 4 206 889  | 1 208 030 | 337 891   | 2 657 172  | 16 942 444      |
| Jawa Tengah          | 5 616 529                                 | 117 048   | 2 815 292  | 19 577  | 1 046 741 | 3 388 450  | 664 080   | 179 804   | 1 961 926  | 15 809 447      |
| D.I. Yogyakarta      | 539 703                                   | 14 069    | 247 093    | 1 689   | 109 933   | 438 282    | 67 368    | 38 651    | 318 360    | 1 775 148       |
| Jawa Timur           | 7 939 480                                 | 133 892   | 2 482 563  | 25 665  | 894 648   | 3 787 780  | 755 583   | 232 000   | 2 446 497  | 18 698 108      |
| Banten               | 722 662                                   | 29 506    | 1 053 922  | 15 813  | 227 432   | 1 189 714  | 385 304   | 152 321   | 806 411    | 4 583 085       |
| Bali                 | 672 204                                   | 7 042     | 303 589    | 3 952   | 144 041   | 571 274    | 95 202    | 58 832    | 321 222    | 2 177 358       |
| Nusa Tenggara Barat  | 1 005 240                                 | 62 373    | 204 111    | 4 926   | 85 007    | 372 560    | 109 118   | 15 307    | 274 291    | 2 132 933       |
| Nusa Tenggara Timur  | 1 333 638                                 | 30 166    | 143 972    | 1 731   | 62 472    | 150 765    | 98 318    | 9 766     | 230 401    | 2 061 229       |
| Kalimantan Barat     | 1 266 432                                 | 53 729    | 100 955    | 2 857   | 102 069   | 273 265    | 55 983    | 17 903    | 222 512    | 2 095 705       |
| Kalimantan Tengah    | 564 806                                   | 55 850    | 35 562     | 2 052   | 53 264    | 139 802    | 35 520    | 7 153     | 128 571    | 1 022 580       |
| Kalimantan Selatan   | 728 156                                   | 76 011    | 129 789    | 2 826   | 75 475    | 388 441    | 79 032    | 18 673    | 245 219    | 1 743 622       |
| Kalimantan Timur     | 456 437                                   | 115 862   | 83 176     | 6 339   | 88 337    | 327 424    | 78 249    | 43 885    | 282 189    | 1 481 898       |
| Sulawesi Utara       | 357 558                                   | 17 224    | 50 621     | 4 554   | 59 146    | 172 722    | 77 868    | 14 978    | 182 268    | 936 939         |
| Sulawesi Tengah      | 663 143                                   | 24 905    | 38 848     | 2 761   | 43 649    | 164 103    | 44 102    | 7 941     | 174 774    | 1 164 226       |
| Sulawesi Selatan     | 1 572 479                                 | 16 902    | 197 342    | 10 552  | 158 753   | 603 655    | 174 098   | 38 646    | 499 938    | 3 272 365       |
| Sulawesi Tenggara    | 496 054                                   | 21 432    | 53 666     | 2 430   | 37 597    | 158 411    | 45 766    | 6 574     | 175 748    | 997 678         |
| Gorontalo            | 176 974                                   | 9 186     | 35 228     | 679     | 20 296    | 71 243     | 33 351    | 4 647     | 81 322     | 432 926         |
| Sulawesi Barat       | 320 181                                   | 2 295     | 29 414     | 336     | 14 864    | 64 463     | 15 907    | 1 703     | 65 704     | 514 867         |
| Maluku               | 301 518                                   | 3 929     | 29 359     | 539     | 18 855    | 85 668     | 36 409    | 5 149     | 105 004    | 586 430         |
| Maluku Utara         | 238 792                                   | 6 357     | 9 808      | 1 499   | 12 257    | 43 782     | 23 599    | 3 523     | 71 744     | 411 361         |
| Papua Barat          | 171 060                                   | 6 757     | 12 300     | 587     | 16 032    | 37 852     | 15 046    | 2 843     | 54 070     | 316 547         |
| Papua                | 1 133 982                                 | 15 671    | 18 218     | 1 291   | 27 356    | 96 199     | 38 512    | 6 477     | 118 839    | 1 456 545       |
| Jumlah/Total         | 41 494 941                                | 1 254 501 | 13 824 251 | 234 070 | 5 592 897 | 22 492 176 | 5 619 022 | 1 739 486 | 15 956 423 | 108 207 767     |

Catatan/Note :

- \*) 1. Pertanian, Kehutanan, Perburuan dan Perikanan/Agriculture, Forestry, Hunting and Fishery 2. Pertambangan dan Penggalian/  
 Mining and Quarrying 3. Industri Pengolahan/Manufacturing Industry 4. Listrik, Gas dan Air/Electricity, Gas and Water  
 5. Bangunan/Construction 6. Perdagangan Besar, Eceran, Rumah Makan dan Hotel/Wholesale Trade, Retail Trade, Restaurant and Hotels  
 7. Angkutan, Pergudangan dan Komunikasi/Transportation, Storage and Communication 8. Keuangan, Asuransi, Usaha Persewaan Bangunan,  
 Tanah dan Jasa Perusahaan/Financing, Insurance, Real Estate and Business Services 9. Jasa Kemasyarakatan, Sosial dan Perorangan/  
 Community, Social and Personal Services

Tabel 24.2 Penduduk Berumur 15 Tahun ke Atas yang Bekerja Selama Seminggu yang lalu Menurut Provinsi dan Lapangan Pekerjaan Utama  
 Table Population 15 Years of Age and Over Who Worked During the Previous Week by Province and Main Industry  
 (Agustus/August 2010)

| Provinsi<br>Province | Lapangan Pekerjaan Utama/Main Industry *) |                |                  |                |                  |                   |                  |                  |                   | Jumlah<br>Total   |
|----------------------|---|----------------|------------------|----------------|------------------|-------------------|------------------|------------------|-------------------|-------------------|
|                      | 1   | 2              | 3                | 4              | 5                | 6                 | 7                | 8                | 9                 |                   |
|                      | (1)                                       | (2)            | (3)              | (4)            | (5)              | (6)               | (7)              | (8)              | (9)               |                   |
| Aceh                 | 79 894                                    | 4 212          | 26 270           | 1 908          | 37 364           | 156 786           | 30 378           | 8 009            | 190 996           | 535 817           |
| Sumatra Utara        | 281 286                                   | 4 807          | 298 924          | 8 769          | 177 130          | 808 665           | 216 661          | 49 582           | 554 162           | 2 399 986         |
| Sumatra Barat        | 55 432                                    | 4 524          | 41 168           | 1 962          | 44 757           | 190 023           | 45 924           | 14 959           | 175 857           | 574 606           |
| Riau                 | 55 017                                    | 17 073         | 53 676           | 4 894          | 72 999           | 236 772           | 51 620           | 24 546           | 200 229           | 716 826           |
| Jambi                | 51 047                                    | 6 345          | 18 954           | 599            | 28 728           | 117 797           | 29 773           | 9 719            | 121 991           | 384 953           |
| Sumatra Selatan      | 109 613                                   | 14 312         | 84 191           | 6 295          | 87 632           | 321 002           | 104 265          | 27 494           | 267 181           | 1 021 985         |
| Bengkulu             | 25 001                                    | 1 542          | 8 161            | 800            | 14 620           | 67 216            | 13 993           | 6 016            | 67 991            | 205 340           |
| Lampung              | 84 155                                    | 2 326          | 60 183           | 1 794          | 59 509           | 229 978           | 74 061           | 10 609           | 192 264           | 714 879           |
| Belitung             | 18 246                                    | 34 659         | 15 845           | 592            | 17 234           | 74 922            | 11 090           | 4 116            | 54 455            | 231 159           |
| Kepulauan Riau       | 24 786                                    | 7 263          | 248 120          | 2 869          | 44 259           | 140 130           | 53 926           | 15 920           | 111 077           | 648 350           |
| DKI Jakarta          | 28 477                                    | 19 184         | 754 985          | 17 473         | 191 493          | 1 733 631         | 425 631          | 312 413          | 1 206 474         | 4 689 761         |
| Jawa Barat           | 669 774                                   | 56 400         | 2 121 211        | 46 910         | 548 814          | 2 510 516         | 705 583          | 284 703          | 1 875 204         | 8 819 115         |
| Jawa Tengah          | 759 077                                   | 25 762         | 1 435 226        | 14 294         | 386 905          | 1 892 676         | 359 043          | 122 356          | 1 173 912         | 6 169 251         |
| D.I. Yogyakarta      | 139 214                                   | 7 460          | 162 683          | 836            | 62 760           | 319 412           | 46 052           | 29 640           | 227 292           | 995 349           |
| Jawa Timur           | 1 067 292                                 | 30 455         | 1 337 011        | 17 180         | 404 647          | 2 213 784         | 459 863          | 176 556          | 1 517 211         | 7 223 999         |
| Banten               | 70 298                                    | 10 085         | 748 069          | 11 929         | 139 233          | 863 940           | 268 973          | 140 998          | 612 426           | 2 865 951         |
| Bali                 | 115 351                                   | 785            | 170 594          | 3 179          | 78 409           | 398 431           | 69 042           | 40 933           | 223 912           | 1 100 636         |
| Nusa Tenggara Barat  | 160 470                                   | 8 462          | 103 530          | 2 865          | 37 092           | 201 921           | 51 772           | 10 722           | 165 503           | 742 337           |
| Nusa Tenggara Timur  | 21 310                                    | 1 348          | 14 941           | 1 010          | 17 155           | 81 512            | 32 543           | 6 249            | 100 584           | 276 652           |
| Kalimantan Barat     | 69 069                                    | 3 960          | 53 822           | 2 204          | 50 608           | 158 717           | 31 010           | 13 111           | 132 865           | 515 366           |
| Kalimantan Tengah    | 36 870                                    | 8 338          | 13 107           | 1 472          | 28 097           | 76 636            | 22 583           | 6 247            | 80 107            | 273 457           |
| Kalimantan Selatan   | 34 953                                    | 30 224         | 48 545           | 2 216          | 36 114           | 227 378           | 51 433           | 14 527           | 152 204           | 597 594           |
| Kalimantan Timur     | 61 942                                    | 66 585         | 58 295           | 4 509          | 59 702           | 244 852           | 56 367           | 36 620           | 191 335           | 780 207           |
| Sulawesi Utara       | 39 372                                    | 2 940          | 27 096           | 2 764          | 30 801           | 94 650            | 38 043           | 9 178            | 97 393            | 342 237           |
| Sulawesi Tengah      | 16 021                                    | 2 988          | 7 045            | 918            | 13 772           | 68 144            | 18 757           | 4 833            | 83 555            | 216 033           |
| Sulawesi Selatan     | 91 099                                    | 4 349          | 75 015           | 7 585          | 79 363           | 353 564           | 86 064           | 27 705           | 298 724           | 1 023 468         |
| Sulawesi Tenggara    | 18 488                                    | 4 959          | 11 209           | 1 136          | 11 326           | 58 510            | 18 220           | 3 285            | 81 283            | 208 416           |
| Gorontalo            | 8 673                                     | 1 718          | 9 555            | 247            | 5 915            | 31 178            | 14 913           | 1 801            | 35 698            | 109 698           |
| Sulawesi Barat       | 18 546                                    | 444            | 6 982            | NA             | 5 364            | 19 214            | 5 613            | 1 331            | 27 624            | 85 118            |
| Maluku               | 15 195                                    | 1 533          | 6 286            | 376            | 9 198            | 48 852            | 23 074           | 3 820            | 63 212            | 171 546           |
| Maluku Utara         | 16 387                                    | 1 262          | 3 794            | 1 021          | 6 047            | 23 631            | 13 463           | 2 377            | 39 061            | 107 043           |
| Papua Barat          | 8 288                                     | 4 542          | 3 810            | 434            | 8 566            | 21 785            | 8 696            | 2 334            | 28 604            | 87 059            |
| Papua                | 11 852                                    | 5 986          | 6 020            | 858            | 15 707           | 59 986            | 25 917           | 4 923            | 67 353            | 198 602           |
| <b>Jumlah/Total</b>  | <b>4 262 495</b>                          | <b>396 832</b> | <b>8 034 323</b> | <b>171 898</b> | <b>2 811 320</b> | <b>14 046 211</b> | <b>3 464 346</b> | <b>1 427 632</b> | <b>10 417 739</b> | <b>45 032 796</b> |

Catatan/Note :

\*) 1. Pertanian, Kehutanan, Perburuan dan Perikanan/Agriculture, Forestry, Hunting and Fishery 2. Pertambangan dan Penggalan/  
 Mining and Quarrying 3. Industri Pengolahan/Manufacturing Industry 4. Listrik, Gas dan Air/Electricity, Gas and Water  
 5. Bangunan/Construction 6. Perdagangan Besar, Eceran, Rumah Makan dan Hotel/Wholesale Trade, Retail Trade, Restaurant and Hotels  
 7. Angkutan, Pergudangan dan Komunikasi/Transportation, Storage and Communication 8. Keuangan, Asuransi, Usaha Persewaan Bangunan,  
 Tanah dan Jasa Perusahaan/Financing, Insurance, Real Estate and Business Services 9. Jasa Kemasyarakatan, Sosial dan Perorangan/  
 Community, Social and Personal Services

NA: Data tidak dapat ditampilkan/Not Applicable

Tabel 24.3 Penduduk Berumur 15 Tahun ke Atas yang Bekerja Selama Seminggu yang lalu Menurut Provinsi dan Lapangan Pekerjaan Utama  
Table 24.3 Population 15 Years of Age and Over Who Worked During the Previous Week by Province and Main Industry (Agustus/August 2010)

| Provinsi<br>Province | Lapangan Pekerjaan Utama/Main Industry *) |         |           |        |           |           |           |         |           | Jumlah<br>Total |
|----------------------|---|---------|-----------|--------|-----------|-----------|-----------|---------|-----------|-----------------|
|                      | 1   | 2       | 3         | 4      | 5         | 6         | 7         | 8       | 9         |                 |
|                      | (2)                                       | (3)     | (4)       | (5)    | (6)       | (7)       | (8)       | (9)     | (10)      |                 |
| Aceh                 | 729 894                                   | 7 379   | 51 558    | 1 722  | 71 659    | 157 537   | 44 078    | 5 635   | 170 975   | 1 240 437       |
| Sumatra Utara        | 2 594 088                                 | 21 281  | 156 083   | 3 683  | 129 178   | 386 910   | 91 939    | 11 387  | 331 036   | 3 725 585       |
| Sumatra Barat        | 844 874                                   | 20 214  | 97 144    | 1 700  | 59 461    | 216 174   | 55 750    | 7 959   | 163 572   | 1 466 848       |
| Riau                 | 914 079                                   | 14 512  | 73 167    | 1 967  | 51 632    | 171 619   | 50 729    | 5 647   | 170 069   | 1 453 421       |
| Jambi                | 759 819                                   | 18 424  | 31 063    | 1 341  | 29 550    | 112 329   | 26 182    | 3 736   | 95 008    | 1 077 452       |
| Sumatra Selatan      | 1 876 421                                 | 13 676  | 83 523    | 701    | 41 421    | 177 284   | 48 929    | 5 449   | 151 804   | 2 399 208       |
| Bengkulu             | 448 598                                   | 7 283   | 12 401    | 441    | 20 784    | 58 805    | 10 540    | 1 023   | 50 526    | 610 401         |
| Lampung              | 2 026 416                                 | 15 270  | 229 804   | 2 065  | 93 227    | 337 689   | 91 026    | 8 580   | 218 122   | 3 022 199       |
| Belitung             | 173 222                                   | 82 361  | 10 283    | 167    | 8 827     | 50 788    | 4 029     | 1 314   | 22 986    | 353 977         |
| Kepulauan Riau       | 73 305                                    | 4 592   | 4 633     | 432    | 6 574     | 13 375    | 2 053     | 706     | 15 466    | 121 136         |
| DKI Jakarta          | -   | -       | -         | -      | -         | -         | -         | -       | -         | -               |
| Jawa Barat           | 3 294 469                                 | 56 656  | 1 268 076 | 12 331 | 457 821   | 1 696 373 | 502 447   | 53 188  | 781 968   | 8 123 329       |
| Jawa Tengah          | 4 857 452                                 | 91 286  | 1 380 066 | 5 283  | 659 836   | 1 495 774 | 305 037   | 57 448  | 788 014   | 9 640 196       |
| D.I. Yogyakarta      | 400 489                                   | 6 609   | 84 410    | 853    | 47 173    | 118 870   | 21 316    | 9 011   | 91 068    | 779 799         |
| Jawa Timur           | 6 872 188                                 | 103 437 | 1 145 552 | 8 485  | 490 001   | 1 573 996 | 295 720   | 55 444  | 929 286   | 11 474 109      |
| Banten               | 652 364                                   | 19 421  | 305 853   | 3 884  | 88 199    | 325 774   | 116 331   | 11 323  | 193 985   | 1 717 134       |
| Bali                 | 556 853                                   | 6 257   | 132 995   | 773    | 65 632    | 172 843   | 26 160    | 17 899  | 97 310    | 1 076 722       |
| Nusa Tenggara Barat  | 844 770                                   | 53 911  | 100 581   | 2 061  | 47 915    | 170 639   | 57 346    | 4 585   | 108 788   | 1 390 596       |
| Nusa Tenggara Timur  | 1 312 328                                 | 28 818  | 129 031   | 721    | 45 317    | 69 253    | 65 775    | 3 517   | 129 817   | 1 784 577       |
| Kalimantan Barat     | 1 197 363                                 | 49 769  | 47 133    | 653    | 51 461    | 114 548   | 24 973    | 4 792   | 89 647    | 1 580 339       |
| Kalimantan Tengah    | 527 936                                   | 47 512  | 22 455    | 580    | 25 167    | 63 166    | 12 937    | 906     | 48 464    | 749 123         |
| Kalimantan Selatan   | 693 203                                   | 45 787  | 81 244    | 610    | 39 361    | 161 063   | 27 599    | 4 146   | 93 015    | 1 146 028       |
| Kalimantan Timur     | 394 495                                   | 49 277  | 24 881    | 1 830  | 28 635    | 82 572    | 21 882    | 7 265   | 90 854    | 701 691         |
| Sulawesi Utara       | 318 186                                   | 14 284  | 23 525    | 1 790  | 28 345    | 78 072    | 39 825    | 5 800   | 84 875    | 594 702         |
| Sulawesi Tengah      | 647 122                                   | 21 917  | 31 803    | 1 843  | 29 877    | 95 959    | 25 345    | 3 108   | 91 219    | 948 193         |
| Sulawesi Selatan     | 1 481 380                                 | 12 553  | 122 327   | 2 967  | 79 390    | 250 091   | 88 034    | 10 941  | 201 214   | 2 248 897       |
| Sulawesi Tenggara    | 477 566                                   | 16 473  | 42 457    | 1 294  | 26 271    | 99 901    | 27 546    | 3 289   | 94 465    | 789 262         |
| Gorontalo            | 168 301                                   | 7 468   | 25 673    | 432    | 14 381    | 40 065    | 18 438    | 2 846   | 45 624    | 323 228         |
| Sulawesi Barat       | 301 635                                   | 1 851   | 22 432    | 336    | 9 500     | 45 249    | 10 294    | 372     | 38 080    | 429 749         |
| Maluku               | 286 323                                   | 2 396   | 23 073    | 163    | 9 657     | 36 816    | 13 335    | 1 329   | 41 792    | 414 884         |
| Maluku Utara         | 222 405                                   | 5 095   | 6 014     | 478    | 6 210     | 20 151    | 10 136    | 1 146   | 32 683    | 304 318         |
| Papua Barat          | 162 772                                   | 2 215   | 8 490     | 153    | 7 466     | 16 067    | 6 350     | 509     | 25 466    | 229 488         |
| Papua                | 1 122 130                                 | 9 685   | 12 198    | 433    | 11 649    | 36 213    | 12 595    | 1 554   | 51 486    | 1 257 943       |
| Jumlah/Total         | 37 232 446                                | 857 669 | 5 789 928 | 62 172 | 2 781 577 | 8 445 965 | 2 154 676 | 311 854 | 5 538 684 | 63 174 971      |

Catatan/Note :

\*) 1. Pertanian, Kehutanan, Perburuan dan Perikanan/Agriculture, Forestry, Hunting and Fishery 2. Pertambangan dan Penggalian/  
Mining and Quarrying 3. Industri Pengolahan/Manufacturing Industry 4. Listrik, Gas dan Air/Electricity, Gas and Water  
5. Bangunan/Construction 6. Perdagangan Besar, Eceran, Rumah Makan dan Hotel/Wholesale Trade, Retail Trade, Restaurant and Hotels  
7. Angkutan, Pergudangan dan Komunikasi/Transportation, Storage and Communication 8. Keuangan, Asuransi, Usaha Persewaan Bangunan,  
Tanah dan Jasa Perusahaan/Financing, Insurance, Real Estate and Business Services 9. Jasa Kemasyarakatan, Sosial dan Perorangan/  
Community, Social and Personal Services

Tabel 24.4 Penduduk Berumur 15 Tahun ke Atas yang Bekerja Selama Seminggu yang lalu Menurut Provinsi dan Lapangan Pekerjaan Utama  
Table Population 15 Years of Age and Over Who Worked During the Previous Week by Province and Main Industry  
(Agustus/August 2010)

| Provinsi<br>Province | Lapangan Pekerjaan Utama/Main Industry *) |           |           |         |           |            |           |           |           | Jumlah<br>Total |
|----------------------|---|-----------|-----------|---------|-----------|------------|-----------|-----------|-----------|-----------------|
|                      | 1   | 2         | 3         | 4       | 5         | 6          | 7         | 8         | 9         |                 |
|                      | (1)                                       | (2)       | (3)       | (4)     | (5)       | (6)        | (7)       | (8)       | (9)       |                 |
| Aceh                 | 501 643                                   | 10 807    | 37 594    | 2 699   | 108 005   | 190 413    | 71 365    | 9 089     | 187 426   | 1 119 041       |
| Sumatra Utara        | 1 731 423                                 | 23 972    | 266 342   | 11 582  | 302 272   | 607 224    | 290 092   | 48 692    | 439 542   | 3 721 141       |
| Sumatra Barat        | 566 579                                   | 22 567    | 74 862    | 3 246   | 103 084   | 204 385    | 94 629    | 12 778    | 166 378   | 1 248 508       |
| Riau                 | 747 717                                   | 29 753    | 94 631    | 5 875   | 122 518   | 209 810    | 97 436    | 22 629    | 190 699   | 1 521 068       |
| Jambi                | 548 146                                   | 22 060    | 37 884    | 1 675   | 57 939    | 112 544    | 53 547    | 10 763    | 121 073   | 965 631         |
| Sumatra Selatan      | 1 242 836                                 | 25 936    | 105 165   | 6 486   | 127 125   | 234 025    | 139 776   | 23 221    | 217 792   | 2 122 362       |
| Bengkulu             | 286 742                                   | 7 274     | 14 235    | 1 241   | 34 081    | 58 172     | 23 064    | 5 764     | 64 031    | 494 604         |
| Lampung              | 1 463 865                                 | 17 282    | 201 196   | 3 440   | 149 113   | 260 461    | 154 931   | 12 595    | 223 758   | 2 486 641       |
| Belitung             | 123 141                                   | 108 569   | 15 058    | 661     | 25 745    | 65 904     | 13 530    | 3 737     | 41 959    | 398 304         |
| Kepulauan Riau       | 85 332                                    | 10 812    | 125 227   | 3 130   | 49 437    | 84 876     | 49 466    | 11 800    | 69 570    | 489 650         |
| DKI Jakarta          | 26 936                                    | 14 293    | 461 551   | 15 060  | 173 416   | 1 002 903  | 366 180   | 210 699   | 657 225   | 2 928 263       |
| Jawa Barat           | 2 732 047                                 | 106 998   | 2 079 571 | 54 736  | 988 341   | 2 534 128  | 1 120 897 | 253 081   | 1 617 808 | 11 487 607      |
| Jawa Tengah          | 3 415 168                                 | 95 569    | 1 383 086 | 18 649  | 1 027 473 | 1 532 371  | 591 324   | 122 927   | 1 079 270 | 9 265 837       |
| D.I. Yogyakarta      | 277 415                                   | 11 527    | 131 431   | 1 689   | 107 395   | 189 553    | 58 284    | 25 911    | 166 325   | 969 530         |
| Jawa Timur           | 4 850 780                                 | 105 600   | 1 361 363 | 23 322  | 874 912   | 1 736 185  | 689 081   | 156 276   | 1 359 526 | 11 157 045      |
| Banten               | 498 370                                   | 27 695    | 666 598   | 14 309  | 224 850   | 687 964    | 352 262   | 116 894   | 485 528   | 3 074 470       |
| Bali                 | 349 356                                   | 3 617     | 152 383   | 3 596   | 122 405   | 257 583    | 78 605    | 37 120    | 187 223   | 1 191 888       |
| Nusa Tenggara Barat  | 588 952                                   | 45 566    | 89 880    | 4 742   | 83 453    | 137 935    | 101 959   | 12 750    | 166 106   | 1 231 343       |
| Nusa Tenggara Timur  | 747 869                                   | 17 368    | 36 120    | 1 731   | 60 564    | 64 629     | 91 193    | 6 576     | 128 347   | 1 154 397       |
| Kalimantan Barat     | 721 010                                   | 51 512    | 66 172    | 2 387   | 101 262   | 139 177    | 51 428    | 12 843    | 132 613   | 1 278 404       |
| Kalimantan Tengah    | 356 966                                   | 53 678    | 20 767    | 1 834   | 52 946    | 66 601     | 32 973    | 4 971     | 77 430    | 668 166         |
| Kalimantan Selatan   | 444 397                                   | 71 888    | 64 426    | 2 427   | 74 251    | 191 890    | 72 451    | 11 510    | 140 175   | 1 073 415       |
| Kalimantan Timur     | 336 930                                   | 110 218   | 60 226    | 5 718   | 85 790    | 174 412    | 70 514    | 33 037    | 173 370   | 1 050 215       |
| Sulawesi Utara       | 296 850                                   | 16 449    | 32 062    | 3 703   | 57 612    | 72 271     | 73 801    | 10 040    | 89 774    | 652 562         |
| Sulawesi Tengah      | 459 540                                   | 22 316    | 25 599    | 2 612   | 42 813    | 70 501     | 42 466    | 6 109     | 93 434    | 765 390         |
| Sulawesi Selatan     | 1 053 914                                 | 13 874    | 109 504   | 8 656   | 155 112   | 288 132    | 157 981   | 25 140    | 265 640   | 2 077 953       |
| Sulawesi Tenggara    | 306 355                                   | 17 066    | 30 691    | 2 228   | 36 182    | 61 349     | 43 175    | 4 099     | 100 602   | 601 747         |
| Gorontalo            | 134 727                                   | 8 889     | 21 302    | 535     | 19 884    | 31 835     | 31 431    | 3 467     | 34 625    | 286 695         |
| Sulawesi Barat       | 206 913                                   | 2 015     | 11 705    | 336     | 14 681    | 20 000     | 15 157    | 1 325     | 37 113    | 309 245         |
| Maluku               | 194 321                                   | 3 492     | 18 522    | 539     | 18 436    | 32 966     | 34 410    | 3 889     | 54 476    | 361 051         |
| Maluku Utara         | 165 443                                   | 5 255     | 6 260     | 1 278   | 11 958    | 17 144     | 22 929    | 1 971     | 40 058    | 272 296         |
| Papua Barat          | 100 921                                   | 6 481     | 10 151    | 587     | 15 760    | 16 909     | 14 663    | 2 006     | 33 919    | 201 397         |
| Papua                | 610 534                                   | 14 551    | 14 667    | 1 169   | 26 507    | 46 467     | 36 338    | 4 432     | 81 692    | 836 357         |
| Jumlah/Total         | 26 173 138                                | 1 104 949 | 7 826 231 | 211 878 | 5 455 322 | 11 400 719 | 5 137 338 | 1 228 141 | 8 924 507 | 67 462 223      |

Catatan/Note :

- \*) 1. Pertanian, Kehutanan, Perburuan dan Perikanan/Agriculture, Forestry, Hunting and Fishery 2. Pertambangan dan Penggalian/  
Mining and Quarrying 3. Industri Pengolahan/Manufacturing Industry 4. Listrik, Gas dan Air/Electricity, Gas and Water  
5. Bangunan/Construction 6. Perdagangan Besar, Eceran, Rumah Makan dan Hotel/Wholesale Trade, Retail Trade, Restaurant and Hotels  
7. Angkutan, Pergudangan dan Komunikasi/Transportation, Storage and Communication 8. Keuangan, Asuransi, Usaha Persewaan Bangunan,  
Tanah dan Jasa Perusahaan/Financing, Insurance, Real Estate and Business Services 9. Jasa Kemasyarakatan, Sosial dan Perorangan/  
Community, Social and Personal Services

**Tabel** 24.5 Penduduk Berumur 15 Tahun ke Atas yang Bekerja Selama Seminggu yang lalu Menurut Provinsi dan Lapangan Pekerjaan Utama  
**Table** 24.5 Population 15 Years of Age and Over Who Worked During the Previous Week by Province and Main Industry (Agustus/August 2010)

| Provinsi<br>Province | Lapangan Pekerjaan Utama/Main Industry *) |                |                  |               |                |                   |                |                |                  | Jumlah<br>Total   |
|----------------------|---|----------------|------------------|---------------|----------------|-------------------|----------------|----------------|------------------|-------------------|
|                      | 1   | 2              | 3                | 4             | 5              | 6                 | 7              | 8              | 9                |                   |
|                      | (1)                                       | (2)            | (3)              | (4)           | (5)            | (6)               | (7)            | (8)            | (9)              |                   |
| Aceh                 | 308 145                                   | 784            | 40 234           | 931           | 1 018          | 123 910           | 3 091          | 4 555          | 174 545          | 657 213           |
| Sumatra Utara        | 1 143 951                                 | 2 116          | 188 665          | 870           | 4 036          | 588 351           | 18 508         | 12 277         | 445 656          | 2 404 430         |
| Sumatra Barat        | 333 727                                   | 2 171          | 63 450           | 416           | 1 134          | 201 812           | 7 045          | 10 140         | 173 051          | 792 946           |
| Riau                 | 221 379                                   | 1 832          | 32 212           | 986           | 2 113          | 198 581           | 4 913          | 7 564          | 179 599          | 649 179           |
| Jambi                | 262 720                                   | 2 709          | 12 133           | 265           | 339            | 117 582           | 2 408          | 2 692          | 95 926           | 496 774           |
| Sumatra Selatan      | 743 198                                   | 2 052          | 62 549           | 510           | 1 928          | 264 261           | 13 418         | 9 722          | 201 193          | 1 298 831         |
| Bengkulu             | 186 857                                   | 1 551          | 6 327            | -             | 1 323          | 67 849            | 1 469          | 1 275          | 54 486           | 321 137           |
| Lampung              | 646 706                                   | 314            | 88 791           | 419           | 3 623          | 307 206           | 10 156         | 6 594          | 186 628          | 1 250 437         |
| Belitung             | 68 327                                    | 8 451          | 11 070           | 98            | 316            | 59 806            | 1 589          | 1 693          | 35 482           | 186 832           |
| Kepulauan Riau       | 12 759                                    | 1 043          | 127 526          | 171           | 1 396          | 68 629            | 6 513          | 4 826          | 56 973           | 279 836           |
| DKI Jakarta          | 1 541                                     | 4 891          | 293 434          | 2 413         | 18 077         | 730 728           | 59 451         | 101 714        | 549 249          | 1 761 498         |
| Jawa Barat           | 1 232 196                                 | 6 058          | 1 309 716        | 4 505         | 18 294         | 1 672 761         | 87 133         | 84 810         | 1 039 364        | 5 454 837         |
| Jawa Tengah          | 2 201 361                                 | 21 479         | 1 432 206        | 928           | 19 268         | 1 856 079         | 72 756         | 56 877         | 882 656          | 6 543 610         |
| D.I. Yogyakarta      | 262 288                                   | 2 542          | 115 662          | -             | 2 538          | 248 729           | 9 084          | 12 740         | 152 035          | 805 618           |
| Jawa Timur           | 3 088 700                                 | 28 292         | 1 121 200        | 2 343         | 19 736         | 2 051 595         | 66 502         | 75 724         | 1 086 971        | 7 541 063         |
| Banten               | 224 292                                   | 1 811          | 387 324          | 1 504         | 2 582          | 501 750           | 33 042         | 35 427         | 320 883          | 1 508 615         |
| Bali                 | 322 848                                   | 3 425          | 151 206          | 356           | 21 636         | 313 691           | 16 597         | 21 712         | 133 999          | 985 470           |
| Nusa Tenggara Barat  | 416 288                                   | 16 807         | 114 231          | 184           | 1 554          | 234 625           | 7 159          | 2 557          | 108 185          | 901 590           |
| Nusa Tenggara Timur  | 585 769                                   | 12 798         | 107 852          | -             | 1 908          | 86 136            | 7 125          | 3 190          | 102 054          | 906 832           |
| Kalimantan Barat     | 545 422                                   | 2 217          | 34 783           | 470           | 807            | 134 088           | 4 555          | 5 060          | 89 899           | 817 301           |
| Kalimantan Tengah    | 207 840                                   | 2 172          | 14 795           | 218           | 318            | 73 201            | 2 547          | 2 182          | 51 141           | 354 414           |
| Kalimantan Selatan   | 283 759                                   | 4 123          | 65 363           | 399           | 1 224          | 196 551           | 6 581          | 7 163          | 105 044          | 670 207           |
| Kalimantan Timur     | 119 507                                   | 5 644          | 22 950           | 621           | 2 547          | 153 012           | 7 735          | 10 848         | 108 819          | 431 683           |
| Sulawesi Utara       | 60 708                                    | 775            | 18 559           | 851           | 1 534          | 100 451           | 4 067          | 4 938          | 92 494           | 284 377           |
| Sulawesi Tengah      | 203 603                                   | 2 589          | 13 249           | 149           | 836            | 93 602            | 1 636          | 1 832          | 81 340           | 398 836           |
| Sulawesi Selatan     | 518 565                                   | 3 028          | 87 838           | 1 896         | 3 641          | 315 523           | 16 117         | 13 506         | 234 298          | 1 194 412         |
| Sulawesi Tenggara    | 189 699                                   | 4 366          | 22 975           | 202           | 1 415          | 97 062            | 2 591          | 2 475          | 75 146           | 395 931           |
| Gorontalo            | 42 247                                    | 297            | 13 926           | 144           | 412            | 39 408            | 1 920          | 1 180          | 46 697           | 146 231           |
| Sulawesi Barat       | 113 268                                   | 280            | 17 709           | -             | 183            | 44 463            | 750            | 378            | 28 591           | 205 622           |
| Maluku               | 107 197                                   | 437            | 10 837           | -             | 419            | 52 702            | 1 999          | 1 260          | 50 528           | 225 379           |
| Maluku Utara         | 73 349                                    | 1 102          | 3 548            | 221           | 299            | 26 638            | 670            | 1 552          | 31 686           | 139 065           |
| Papua Barat          | 70 139                                    | 276            | 2 149            | -             | 272            | 20 943            | 383            | 837            | 20 151           | 115 150           |
| Papua                | 523 448                                   | 1 120          | 3 551            | 122           | 849            | 49 732            | 2 174          | 2 045          | 37 147           | 620 188           |
| <b>Jumlah/Total</b>  | <b>15 321 803</b>                         | <b>149 552</b> | <b>5 998 020</b> | <b>22 192</b> | <b>137 575</b> | <b>11 091 457</b> | <b>481 684</b> | <b>511 345</b> | <b>7 031 916</b> | <b>40 745 544</b> |

Catatan/Note :

\*) 1. Pertanian, Kehutanan, Perburuan dan Perikanan/Agriculture, Forestry, Hunting and Fishery 2. Pertambangan dan Penggalian/  
Mining and Quarrying 3. Industri Pengolahan/Manufacturing Industry 4. Listrik, Gas dan Air/Electricity, Gas and Water  
5. Bangunan/Construction 6. Perdagangan Besar, Eceran, Rumah Makan dan Hotel/Wholesale Trade, Retail Trade, Restaurant and Hotels  
7. Angkutan, Pergudangan dan Komunikasi/Transportation, Storage and Communication 8. Keuangan, Asuransi, Usaha Persewaan Bangunan,  
Tanah dan Jasa Perusahaan/Financing, Insurance, Real Estate and Business Services 9. Jasa Kemasyarakatan, Sosial dan Perorangan/  
Community, Social and Personal Services

- Tidak ada atau nol/Null or zero

Tabel 25.1 Penduduk Berumur 15 Tahun ke Atas yang Bekerja Selama Seminggu yang lalu Menurut Provinsi dan Status Pekerjaan Utama  
 Table Population 15 Years of Age and Over Who Worked During the Previous Week by Province and Main Employment Status (Agustus/August 2010)

| Provinsi<br>Province | Status Pekerjaan Utama/Main Employment Status *) |                   |                  |                   |                  |                  |                   | Jumlah<br>Total    |
|----------------------|--|-------------------|------------------|-------------------|------------------|------------------|-------------------|--------------------|
|                      | 1  | 2                 | 3                | 4                 | 5                | 6                | 7                 |                    |
|                      | (1)  | (2)               | (3)              | (4)               | (5)              | (6)              | (7)               |                    |
| Aceh                 | 348 359  | 357 309           | 90 517           | 546 676           | 58 043           | 42 973           | 332 377           | 1 776 254          |
| Sumatra Utara        | 1 239 712  | 1 235 318         | 187 043          | 1 741 357         | 224 127          | 234 049          | 1 263 965         | 6 125 571          |
| Sumatra Barat        | 434 206  | 414 894           | 87 707           | 537 176           | 125 424          | 96 806           | 345 241           | 2 041 454          |
| Riau                 | 569 136  | 253 090           | 104 589          | 823 776           | 104 968          | 49 787           | 264 901           | 2 170 247          |
| Jambi                | 331 782  | 261 921           | 57 969           | 456 122           | 56 175           | 23 035           | 275 401           | 1 462 405          |
| Sumatra Selatan      | 630 637  | 828 778           | 85 237           | 834 005           | 104 977          | 67 956           | 869 603           | 3 421 193          |
| Bengkulu             | 127 974  | 207 358           | 21 730           | 181 588           | 26 222           | 27 951           | 222 918           | 815 741            |
| Lampung              | 632 930  | 905 941           | 108 448          | 769 197           | 249 656          | 175 597          | 895 309           | 3 737 078          |
| Bangka Belitung      | 154 379  | 78 021            | 37 099           | 202 880           | 10 487           | 25 782           | 76 488            | 585 136            |
| Kepulauan Riau       | 177 147  | 49 865            | 23 611           | 475 718           | 7 237            | 14 591           | 21 317            | 769 486            |
| DKI Jakarta          | 1 048 766  | 395 344           | 191 259          | 2 720 593         | 1 036            | 108 473          | 224 290           | 4 689 761          |
| Jawa Barat           | 3 925 041  | 2 730 727         | 496 146          | 5 827 931         | 1 315 858        | 1 114 208        | 1 532 533         | 16 942 444         |
| Jawa Tengah          | 2 875 721  | 3 461 016         | 436 354          | 4 062 402         | 1 066 842        | 1 215 204        | 2 691 908         | 15 809 447         |
| D.I. Yogyakarta      | 244 167  | 432 308           | 69 183           | 542 632           | 35 860           | 116 098          | 334 900           | 1 775 148          |
| Jawa Timur           | 3 019 910  | 4 098 254         | 555 884          | 4 879 820         | 1 470 164        | 905 980          | 3 768 096         | 18 698 108         |
| Banten               | 1 128 210  | 592 882           | 103 665          | 2 027 419         | 190 596          | 217 877          | 322 436           | 4 583 085          |
| Bali                 | 362 314  | 443 558           | 58 437           | 720 092           | 64 497           | 141 438          | 387 022           | 2 177 358          |
| Nusa Tenggara Barat  | 379 814  | 559 614           | 43 895           | 358 554           | 221 265          | 149 648          | 420 143           | 2 132 933          |
| Nusa Tenggara Timur  | 278 907  | 674 888           | 29 827           | 325 033           | 17 764           | 27 228           | 707 582           | 2 061 229          |
| Kalimantan Barat     | 346 154  | 530 832           | 43 960           | 533 329           | 36 340           | 41 135           | 563 955           | 2 095 705          |
| Kalimantan Tengah    | 204 733  | 216 047           | 26 121           | 313 408           | 13 989           | 28 506           | 219 776           | 1 022 580          |
| Kalimantan Selatan   | 373 305  | 359 871           | 57 954           | 503 678           | 52 176           | 59 571           | 337 067           | 1 743 622          |
| Kalimantan Timur     | 314 953  | 190 359           | 44 813           | 699 370           | 24 305           | 28 198           | 179 900           | 1 481 898          |
| Sulawesi Utara       | 242 853  | 102 364           | 45 854           | 332 660           | 74 258           | 40 377           | 98 573            | 936 939            |
| Sulawesi Tengah      | 224 713  | 285 955           | 44 650           | 250 611           | 50 725           | 27 245           | 280 327           | 1 164 226          |
| Sulawesi Selatan     | 595 311  | 834 573           | 112 117          | 842 855           | 125 039          | 78 093           | 684 377           | 3 272 365          |
| Sulawesi Tenggara    | 163 476  | 244 732           | 31 074           | 247 425           | 12 845           | 18 572           | 279 554           | 997 678            |
| Gorontalo            | 109 555  | 79 698            | 12 781           | 111 277           | 31 908           | 26 919           | 60 788            | 432 926            |
| Sulawesi Barat       | 97 503   | 149 748           | 12 258           | 90 132            | 10 070           | 6 495            | 148 661           | 514 867            |
| Maluku               | 141 020  | 122 031           | 12 092           | 158 030           | 6 407            | 9 109            | 137 741           | 586 430            |
| Maluku Utara         | 89 449   | 83 906            | 11 758           | 103 553           | 15 391           | 4 851            | 102 453           | 411 361            |
| Papua Barat          | 48 917   | 81 975            | 5 166            | 98 067            | 694              | 3 139            | 78 589            | 316 547            |
| Papua                | 169 517  | 418 814           | 12 666           | 204 151           | 9 765            | 5 170            | 636 462           | 1 456 545          |
| <b>Jumlah/Total</b>  | <b>21 030 571</b>                                | <b>21 681 991</b> | <b>3 261 864</b> | <b>32 521 517</b> | <b>5 815 110</b> | <b>5 132 061</b> | <b>18 764 653</b> | <b>108 207 767</b> |

Catatan/Note :

- \*) 1. Berusaha sendiri/Own Account Workers
2. Berusaha dibantu buruh tidak tetap/Buruh tidak dibayar  
Employer Assisted by Temporary Worker/Unpaid Worker
3. Berusaha dibantu buruh tetap/buruh dibayar/Employer Assisted by Permanent Worker
4. Buruh/Karyawan/Pegawai/Employee
5. Pekerja bebas di pertanian/Casual Employee in Agriculture
6. Pekerja bebas di nonpertanian/Casual Employee not in Agriculture
7. Pekerja keluarga/tak dibayar/Family Worker

Tabel 25.2 Penduduk Berumur 15 Tahun ke Atas yang Bekerja Selama Seminggu yang lalu Menurut Provinsi dan Status Pekerjaan Utama  
 Population 15 Years of Age and Over Who Worked During the Previous Week by Province and Main Employment Status (Agustus/August 2010)

| Provinsi<br>Province | Status Pekerjaan Utama/Main Employment Status *) |                  |                  |                   |                |                  |                  | Jumlah<br>Total   |
|----------------------|--|------------------|------------------|-------------------|----------------|------------------|------------------|-------------------|
|                      | 1  | 2                | 3                | 4                 | 5              | 6                | 7                |                   |
|                      | (1)  | (2)              | (3)              | (4)               | (5)            | (6)              | (7)              |                   |
| Aceh                 | 111 559  | 65 002           | 40 669           | 237 781           | 7 573          | 14 464           | 58 769           | 535 817           |
| Sumatra Utara        | 606 442  | 273 091          | 102 225          | 1 041 387         | 25 145         | 121 719          | 229 977          | 2 399 986         |
| Sumatra Barat        | 116 249  | 71 982           | 28 746           | 262 309           | 6 828          | 36 110           | 52 382           | 574 606           |
| Riau                 | 146 476  | 61 820           | 48 917           | 384 653           | 2 568          | 27 677           | 44 715           | 716 826           |
| Jambi                | 81 901   | 32 768           | 18 572           | 205 050           | 4 944          | 8 295            | 33 423           | 384 953           |
| Sumatra Selatan      | 259 485  | 109 367          | 43 771           | 469 878           | 15 751         | 40 323           | 83 410           | 1 021 985         |
| Bengkulu             | 38 772   | 28 069           | 9 763            | 92 137            | 2 358          | 11 062           | 23 179           | 205 340           |
| Lampung              | 183 137  | 74 935           | 26 464           | 312 454           | 13 847         | 51 087           | 52 955           | 714 879           |
| Bangka Belitung      | 56 530   | 21 934           | 15 998           | 109 910           | 831            | 8 772            | 17 184           | 231 159           |
| Kepulauan Riau       | 119 051  | 39 976           | 21 376           | 440 307           | 2 942          | 10 290           | 14 408           | 648 350           |
| DKI Jakarta          | 1 048 766  | 395 344          | 191 259          | 2 720 593         | 1 036          | 108 473          | 224 290          | 4 689 761         |
| Jawa Barat           | 2 120 477  | 978 677          | 278 914          | 4 204 663         | 247 518        | 515 539          | 473 327          | 8 819 115         |
| Jawa Tengah          | 1 373 137  | 884 766          | 242 595          | 2 445 766         | 205 735        | 445 859          | 571 393          | 6 169 251         |
| D.I. Yogyakarta      | 168 855  | 179 915          | 54 313           | 390 342           | 18 968         | 61 619           | 121 337          | 995 349           |
| Jawa Timur           | 1 468 102  | 1 015 281        | 276 097          | 3 098 341         | 272 523        | 355 396          | 738 259          | 7 223 999         |
| Banten               | 726 689  | 254 147          | 65 649           | 1 609 546         | 16 750         | 86 355           | 106 815          | 2 865 951         |
| Bali                 | 201 939  | 161 140          | 38 769           | 510 478           | 10 148         | 69 962           | 108 200          | 1 100 636         |
| Nusa Tenggara Barat  | 167 727  | 133 867          | 20 982           | 220 564           | 44 619         | 57 969           | 96 609           | 742 337           |
| Nusa Tenggara Timur  | 56 275   | 32 700           | 14 648           | 136 865           | 433            | 4 861            | 30 870           | 276 652           |
| Kalimantan Barat     | 102 363  | 60 176           | 20 176           | 259 962           | 6 702          | 18 313           | 47 674           | 515 366           |
| Kalimantan Tengah    | 65 040   | 29 640           | 12 424           | 131 942           | 2 116          | 7 658            | 24 637           | 273 457           |
| Kalimantan Selatan   | 132 278  | 65 780           | 27 468           | 279 911           | 2 817          | 30 905           | 58 435           | 597 594           |
| Kalimantan Timur     | 160 095  | 66 536           | 29 378           | 461 842           | 3 730          | 15 314           | 43 312           | 780 207           |
| Sulawesi Utara       | 86 061   | 22 743           | 11 451           | 178 309           | 8 541          | 16 409           | 18 723           | 342 237           |
| Sulawesi Tengah      | 50 277   | 18 126           | 11 841           | 110 415           | 985            | 6 518            | 17 871           | 216 033           |
| Sulawesi Selatan     | 224 597  | 127 371          | 43 293           | 503 689           | 8 671          | 35 493           | 80 354           | 1 023 468         |
| Sulawesi Tenggara    | 38 399   | 23 322           | 9 789            | 110 389           | 1 824          | 4 110            | 20 583           | 208 416           |
| Gorontalo            | 34 182   | 9 033            | 4 337            | 48 241            | 1 994          | 6 680            | 5 231            | 109 698           |
| Sulawesi Barat       | 25 250   | 9 466            | 3 610            | 34 390            | 565            | 1 954            | 9 883            | 85 118            |
| Maluku               | 41 335   | 15 689           | 5 622            | 91 670            | 282            | 4 576            | 12 372           | 171 546           |
| Maluku Utara         | 27 473   | 9 207            | 4 178            | 53 123            | 1 320          | 1 582            | 10 160           | 107 043           |
| Papua Barat          | 16 812   | 8 228            | 2 142            | 54 180            | -              | 550              | 5 147            | 87 059            |
| Papua                | 40 653   | 17 154           | 8 185            | 114 969           | 324            | 3 552            | 13 765           | 198 602           |
| <b>Jumlah/Total</b>  | <b>10 096 384</b>                                | <b>5 297 252</b> | <b>1 733 621</b> | <b>21 326 056</b> | <b>940 388</b> | <b>2 189 446</b> | <b>3 449 649</b> | <b>45 032 796</b> |

## Catatan/Note :

- \*) 1. Berusaha sendiri/Own Account Workers  
 2. Berusaha dibantu buruh tidak tetap/Buruh tidak dibayar  
 Employer Assisted by Temporary Worker/Unpaid Worker  
 3. Berusaha dibantu buruh tetap/buruh dibayar/Employer Assisted by Permanent Worker  
 4. Buruh/Karyawan/Pegawai/Employee  
 5. Pekerja bebas di pertanian/Casual Employee in Agriculture  
 6. Pekerja bebas di nonpertanian/Casual Employee not in Agriculture  
 7. Pekerja keluarga/tak dibayar/Family Worker

Tabel 25.3 Penduduk Berumur 15 Tahun ke Atas yang Bekerja Selama Seminggu yang lalu Menurut Provinsi dan Status Pekerjaan Utama  
 Table Population 15 Years of Age and Over Who Worked During the Previous Week by Province and Main Employment Status (Agustus/August 2010)

| Provinsi<br>Province | Status Pekerjaan Utama/Main Employment Status *) |                   |                  |                   |                  |                  |                   | Jumlah<br>Total   |
|----------------------|--|-------------------|------------------|-------------------|------------------|------------------|-------------------|-------------------|
|                      | 1  | 2                 | 3                | 4                 | 5                | 6                | 7                 |                   |
|                      | (1)  | (2)               | (3)              | (4)               | (5)              | (6)              | (7)               |                   |
| Aceh                 | 236 800  | 292 307           | 49 848           | 308 895           | 50 470           | 28 509           | 273 608           | 1 240 437         |
| Sumatra Utara        | 633 270  | 962 227           | 84 818           | 699 970           | 198 982          | 112 330          | 1 033 988         | 3 725 585         |
| Sumatra Barat        | 317 957  | 342 912           | 58 961           | 274 867           | 118 596          | 60 696           | 292 859           | 1 466 848         |
| Riau                 | 422 660  | 191 270           | 55 672           | 439 123           | 102 400          | 22 110           | 220 186           | 1 453 421         |
| Jambi                | 249 881  | 229 153           | 39 397           | 251 072           | 51 231           | 14 740           | 241 978           | 1 077 452         |
| Sumatra Selatan      | 371 152  | 719 411           | 41 466           | 364 127           | 89 226           | 27 633           | 786 193           | 2 399 208         |
| Bengkulu             | 89 202   | 179 289           | 11 967           | 89 451            | 23 864           | 16 889           | 199 739           | 610 401           |
| Lampung              | 449 793  | 831 006           | 81 984           | 456 743           | 235 809          | 124 510          | 842 354           | 3 022 199         |
| Bangka Belitung      | 97 849   | 56 087            | 21 101           | 92 970            | 9 656            | 17 010           | 59 304            | 353 977           |
| Kepulauan Riau       | 58 096   | 9 889             | 2 235            | 35 411            | 4 295            | 4 301            | 6 909             | 121 136           |
| DKI Jakarta          | -  | -                 | -                | -                 | -                | -                | -                 | -                 |
| Jawa Barat           | 1 804 564  | 1 752 050         | 217 232          | 1 623 268         | 1 068 340        | 598 669          | 1 059 206         | 8 123 329         |
| Jawa Tengah          | 1 502 584  | 2 576 250         | 193 759          | 1 616 636         | 861 107          | 769 345          | 2 120 515         | 9 640 196         |
| D.I. Yogyakarta      | 75 312   | 252 393           | 14 870           | 152 290           | 16 892           | 54 479           | 213 563           | 779 799           |
| Jawa Timur           | 1 551 808  | 3 082 973         | 279 787          | 1 781 479         | 1 197 641        | 550 584          | 3 029 837         | 11 474 109        |
| Banten               | 401 521  | 338 735           | 38 016           | 417 873           | 173 846          | 131 522          | 215 621           | 1 717 134         |
| Bali                 | 160 375  | 282 418           | 19 668           | 209 614           | 54 349           | 71 476           | 278 822           | 1 076 722         |
| Nusa Tenggara Barat  | 212 087  | 425 747           | 22 913           | 137 990           | 176 646          | 91 679           | 323 534           | 1 390 596         |
| Nusa Tenggara Timur  | 222 632  | 642 188           | 15 179           | 188 168           | 17 331           | 22 367           | 676 712           | 1 784 577         |
| Kalimantan Barat     | 243 791  | 470 656           | 23 784           | 273 367           | 29 638           | 22 822           | 516 281           | 1 580 339         |
| Kalimantan Tengah    | 139 693  | 186 407           | 13 697           | 181 466           | 11 873           | 20 848           | 195 139           | 749 123           |
| Kalimantan Selatan   | 241 027  | 294 091           | 30 486           | 223 767           | 49 359           | 28 666           | 278 632           | 1 146 028         |
| Kalimantan Timur     | 154 858  | 123 823           | 15 435           | 237 528           | 20 575           | 12 884           | 136 588           | 701 691           |
| Sulawesi Utara       | 156 792  | 79 621            | 34 403           | 154 351           | 65 717           | 23 968           | 79 850            | 594 702           |
| Sulawesi Tengah      | 174 436  | 267 829           | 32 809           | 140 196           | 49 740           | 20 727           | 262 456           | 948 193           |
| Sulawesi Selatan     | 370 714  | 707 202           | 68 824           | 339 166           | 116 368          | 42 600           | 604 023           | 2 248 897         |
| Sulawesi Tenggara    | 125 077  | 221 410           | 21 285           | 137 036           | 11 021           | 14 462           | 258 971           | 789 262           |
| Gorontalo            | 75 373   | 70 665            | 8 444            | 63 036            | 29 914           | 20 239           | 55 557            | 323 228           |
| Sulawesi Barat       | 72 253   | 140 282           | 8 648            | 55 742            | 9 505            | 4 541            | 138 778           | 429 749           |
| Maluku               | 99 685   | 106 342           | 6 470            | 66 360            | 6 125            | 4 533            | 125 369           | 414 884           |
| Maluku Utara         | 61 976   | 74 699            | 7 580            | 50 430            | 14 071           | 3 269            | 92 293            | 304 318           |
| Papua Barat          | 32 105   | 73 747            | 3 024            | 43 887            | 694              | 2 589            | 73 442            | 229 488           |
| Papua                | 128 864  | 401 660           | 4 481            | 89 182            | 9 441            | 1 618            | 622 697           | 1 257 943         |
| <b>Jumlah/Total</b>  | <b>10 934 187</b>                                | <b>16 384 739</b> | <b>1 528 243</b> | <b>11 195 461</b> | <b>4 874 722</b> | <b>2 942 615</b> | <b>15 315 004</b> | <b>63 174 971</b> |

## Catatan/Note :

- \*) 1. Berusaha sendiri/Own Account Workers  
 2. Berusaha dibantu buruh tidak tetap/Buruh tidak dibayar  
 Employer Assisted by Temporary Worker/Unpaid Worker  
 3. Berusaha dibantu buruh tetap/buruh dibayar/Employer Assisted by Permanent Worker  
 4. Buruh/Karyawan/Pegawai/Employee  
 5. Pekerja bebas di pertanian/Casual Employee in Agriculture  
 6. Pekerja bebas di nonpertanian/Casual Employee not in Agriculture  
 7. Pekerja keluarga/tak dibayar/Family Worker



Tabel 25.4 Penduduk Berumur 15 Tahun ke Atas yang Bekerja Selama Seminggu yang lalu Menurut Provinsi dan Status Pekerjaan Utama  
 Table Population 15 Years of Age and Over Who Worked During the Previous Week by Province and Main Employment Status (Agustus/August 2010)

| Provinsi<br>Province | Status Pekerjaan Utama/Main Employment Status *) |                   |                  |                   |                  |                  |                  | Jumlah<br>Total   |
|----------------------|--|-------------------|------------------|-------------------|------------------|------------------|------------------|-------------------|
|                      | 1  | 2                 | 3                | 4                 | 5                | 6                | 7                |                   |
|                      | (1)  | (2)               | (3)              | (4)               | (5)              | (6)              | (7)              |                   |
| Aceh                 | 245 628  | 274 016           | 76 668           | 361 093           | 37 300           | 37 032           | 87 304           | 1 119 041         |
| Sumatra Utara        | 805 253  | 888 986           | 143 492          | 1 189 385         | 159 158          | 176 884          | 357 983          | 3 721 141         |
| Sumatra Barat        | 304 014  | 296 521           | 72 072           | 322 852           | 79 074           | 77 944           | 96 031           | 1 248 508         |
| Riau                 | 423 980  | 206 983           | 91 605           | 575 142           | 86 638           | 44 393           | 92 327           | 1 521 068         |
| Jambi                | 246 809  | 216 490           | 49 942           | 315 467           | 35 125           | 20 071           | 81 727           | 965 631           |
| Sumatra Selatan      | 423 526  | 675 541           | 72 635           | 560 774           | 74 541           | 55 529           | 259 816          | 2 122 362         |
| Bengkulu             | 89 803   | 174 335           | 18 517           | 115 703           | 16 160           | 24 738           | 55 348           | 494 604           |
| Lampung              | 453 193  | 762 138           | 92 677           | 521 936           | 185 776          | 149 946          | 320 975          | 2 486 641         |
| Bangka Belitung      | 111 410  | 63 932            | 33 245           | 144 365           | 5 722            | 22 433           | 17 197           | 398 304           |
| Kepulauan Riau       | 123 322  | 33 823            | 19 175           | 291 043           | 6 174            | 11 672           | 4 441            | 489 650           |
| DKI Jakarta          | 706 930  | 249 859           | 153 752          | 1 666 027         | 1 036            | 78 655           | 72 004           | 2 928 263         |
| Jawa Barat           | 2 910 197  | 2 102 913         | 427 478          | 3 888 536         | 913 731          | 951 627          | 293 125          | 11 487 607        |
| Jawa Tengah          | 1 584 372  | 2 556 464         | 340 441          | 2 399 531         | 631 390          | 1 058 759        | 694 880          | 9 265 837         |
| D.I. Yogyakarta      | 131 672  | 281 577           | 52 529           | 311 610           | 18 771           | 100 708          | 72 663           | 969 530           |
| Jawa Timur           | 1 763 652  | 3 069 579         | 456 745          | 3 053 642         | 940 424          | 788 022          | 1 084 981        | 11 157 045        |
| Banten               | 809 393  | 434 496           | 84 709           | 1 347 053         | 136 234          | 186 020          | 76 565           | 3 074 470         |
| Bali                 | 185 975  | 300 823           | 44 054           | 445 816           | 32 558           | 103 716          | 78 946           | 1 191 888         |
| Nusa Tenggara Barat  | 205 438  | 442 256           | 36 034           | 234 088           | 102 265          | 113 601          | 97 661           | 1 231 343         |
| Nusa Tenggara Timur  | 162 088  | 527 609           | 25 528           | 208 256           | 9 407            | 24 330           | 197 179          | 1 154 397         |
| Kalimantan Barat     | 223 529  | 422 358           | 37 649           | 383 954           | 27 593           | 35 739           | 147 582          | 1 278 404         |
| Kalimantan Tengah    | 146 542  | 176 874           | 23 644           | 224 962           | 10 312           | 26 222           | 59 610           | 668 166           |
| Kalimantan Selatan   | 236 511  | 270 696           | 49 391           | 350 326           | 31 609           | 47 271           | 87 611           | 1 073 415         |
| Kalimantan Timur     | 230 931  | 153 050           | 39 109           | 522 934           | 20 862           | 23 705           | 59 624           | 1 050 215         |
| Sulawesi Utara       | 177 307  | 78 612            | 40 380           | 217 171           | 64 606           | 35 018           | 39 468           | 652 562           |
| Sulawesi Tengah      | 165 550  | 238 990           | 39 518           | 161 558           | 40 520           | 23 993           | 95 261           | 765 390           |
| Sulawesi Selatan     | 393 073  | 671 382           | 97 864           | 539 075           | 57 285           | 68 621           | 250 653          | 2 077 953         |
| Sulawesi Tenggara    | 111 625  | 188 223           | 27 111           | 158 628           | 8 220            | 16 333           | 91 607           | 601 747           |
| Gorontalo            | 80 058   | 66 031            | 11 178           | 64 222            | 26 678           | 21 091           | 17 437           | 286 695           |
| Sulawesi Barat       | 67 382   | 117 641           | 10 262           | 58 790            | 5 262            | 5 580            | 44 328           | 309 245           |
| Maluku               | 98 908   | 100 772           | 10 966           | 96 463            | 5 238            | 7 963            | 40 741           | 361 051           |
| Maluku Utara         | 68 838   | 70 242            | 10 409           | 67 837            | 14 039           | 4 301            | 36 630           | 272 296           |
| Papua Barat          | 34 872   | 69 766            | 4 597            | 72 518            | 620              | 3 042            | 15 982           | 201 397           |
| Papua                | 117 612  | 377 380           | 11 019           | 153 218           | 5 993            | 4 424            | 166 711          | 836 357           |
| <b>Jumlah/Total</b>  | <b>13 839 393</b>                                | <b>16 560 358</b> | <b>2 704 395</b> | <b>21 023 975</b> | <b>3 790 321</b> | <b>4 349 383</b> | <b>5 194 398</b> | <b>67 462 223</b> |

Catatan/Note :

- \*) 1. Berusaha sendiri/*Own Account Workers*  
 2. Berusaha dibantu buruh tidak tetap/Buruh tidak dibayar  
*Employer Assisted by Temporary Worker/Unpaid Worker*  
 3. Berusaha dibantu buruh tetap/buruh dibayar/*Employer Assisted by Permanent Worker*  
 4. Buruh/Karyawan/Pegawai/*Employee*  
 5. Pekerja bebas di pertanian/*Casual Employee in Agriculture*  
 6. Pekerja bebas di nonpertanian/*Casual Employee not in Agriculture*  
 7. Pekerja keluarga/tak dibayar/*Family Worker*

Tabel 25.5 Penduduk Berumur 15 Tahun ke Atas yang Bekerja Selama Seminggu yang lalu Menurut Provinsi dan Status Pekerjaan Utama  
 Table Population 15 Years of Age and Over Who Worked During the Previous Week by Province and Main Employment Status (Agustus/August 2010)

| Provinsi<br>Province | Status Pekerjaan Utama/Main Employment Status *) |                  |                |                   |                  |                |                   | Jumlah<br>Total   |
|----------------------|--|------------------|----------------|-------------------|------------------|----------------|-------------------|-------------------|
|                      | 1  | 2                | 3              | 4                 | 5                | 6              | 7                 |                   |
|                      | (1)  | (2)              | (3)            | (4)               | (5)              | (6)            | (7)               |                   |
| Aceh                 | 102 731  | 83 293           | 13 849         | 185 583           | 20 743           | 5 941          | 245 073           | 657 213           |
| Sumatra Utara        | 434 459  | 346 332          | 43 551         | 551 972           | 64 969           | 57 165         | 905 982           | 2 404 430         |
| Sumatra Barat        | 130 192  | 118 373          | 15 635         | 214 324           | 46 350           | 18 862         | 249 210           | 792 946           |
| Riau                 | 145 156  | 46 107           | 12 984         | 248 634           | 18 330           | 5 394          | 172 574           | 649 179           |
| Jambi                | 84 973   | 45 431           | 8 027          | 140 655           | 21 050           | 2 964          | 193 674           | 496 774           |
| Sumatra Selatan      | 207 111  | 153 237          | 12 602         | 273 231           | 30 436           | 12 427         | 609 787           | 1 298 831         |
| Bengkulu             | 38 171   | 33 023           | 3 213          | 65 885            | 10 062           | 3 213          | 167 570           | 321 137           |
| Lampung              | 179 737  | 143 803          | 15 771         | 247 261           | 63 880           | 25 651         | 574 334           | 1 250 437         |
| Bangka Belitung      | 42 969   | 14 089           | 3 854          | 58 515            | 4 765            | 3 349          | 59 291            | 186 832           |
| Kepulauan Riau       | 53 825   | 16 042           | 4 436          | 184 675           | 1 063            | 2 919          | 16 876            | 279 836           |
| DKI Jakarta          | 341 836  | 145 485          | 37 507         | 1 054 566         | -                | 29 818         | 152 286           | 1 761 498         |
| Jawa Barat           | 1 014 844  | 627 814          | 68 668         | 1 939 395         | 402 127          | 162 581        | 1 239 408         | 5 454 837         |
| Jawa Tengah          | 1 291 349  | 904 552          | 95 913         | 1 662 871         | 435 452          | 156 445        | 1 997 028         | 6 543 610         |
| D.I. Yogyakarta      | 112 495  | 150 731          | 16 654         | 231 022           | 17 089           | 15 390         | 262 237           | 805 618           |
| Jawa Timur           | 1 256 258  | 1 028 675        | 99 139         | 1 826 178         | 529 740          | 117 958        | 2 683 115         | 7 541 063         |
| Banten               | 318 817  | 158 386          | 18 956         | 680 366           | 54 362           | 31 857         | 245 871           | 1 508 615         |
| Bali                 | 176 339  | 142 735          | 14 383         | 274 276           | 31 939           | 37 722         | 308 076           | 985 470           |
| Nusa Tenggara Barat  | 174 376  | 117 358          | 7 861          | 124 466           | 119 000          | 36 047         | 322 482           | 901 590           |
| Nusa Tenggara Timur  | 116 819  | 147 279          | 4 299          | 116 777           | 8 357            | 2 898          | 510 403           | 906 832           |
| Kalimantan Barat     | 122 625  | 108 474          | 6 311          | 149 375           | 8 747            | 5 396          | 416 373           | 817 301           |
| Kalimantan Tengah    | 58 191   | 39 173           | 2 477          | 88 446            | 3 677            | 2 284          | 160 166           | 354 414           |
| Kalimantan Selatan   | 136 794  | 89 175           | 8 563          | 153 352           | 20 567           | 12 300         | 249 456           | 670 207           |
| Kalimantan Timur     | 84 022   | 37 309           | 5 704          | 176 436           | 3 443            | 4 493          | 120 276           | 431 683           |
| Sulawesi Utara       | 65 546   | 23 752           | 5 474          | 115 489           | 9 652            | 5 359          | 59 105            | 284 377           |
| Sulawesi Tengah      | 59 163   | 46 965           | 5 132          | 89 053            | 10 205           | 3 252          | 185 066           | 398 836           |
| Sulawesi Selatan     | 202 238  | 163 191          | 14 253         | 303 780           | 67 754           | 9 472          | 433 724           | 1 194 412         |
| Sulawesi Tenggara    | 51 851   | 56 509           | 3 963          | 88 797            | 4 625            | 2 239          | 187 947           | 395 931           |
| Gorontalo            | 29 497   | 13 667           | 1 603          | 47 055            | 5 230            | 5 828          | 43 351            | 146 231           |
| Sulawesi Barat       | 30 121   | 32 107           | 1 996          | 31 342            | 4 808            | 915            | 104 333           | 205 622           |
| Maluku               | 42 112   | 21 259           | 1 126          | 61 567            | 1 169            | 1 146          | 97 000            | 225 379           |
| Maluku Utara         | 20 611   | 13 664           | 1 349          | 35 716            | 1 352            | 550            | 65 823            | 139 065           |
| Papua Barat          | 14 045   | 12 209           | 569            | 25 549            | 74               | 97             | 62 607            | 115 150           |
| Papua                | 51 905   | 41 434           | 1 647          | 50 933            | 3 772            | 746            | 469 751           | 620 188           |
| <b>Jumlah/Total</b>  | <b>7 191 178</b>                                 | <b>5 121 633</b> | <b>557 469</b> | <b>11 497 542</b> | <b>2 024 789</b> | <b>782 678</b> | <b>13 570 255</b> | <b>40 745 544</b> |

## Catatan/Note :

- \*) 1. Berusaha sendiri/Own Account Workers  
 2. Berusaha dibantu buruh tidak tetap/Buruh tidak dibayar  
 Employer Assisted by Temporary Worker/Unpaid Worker  
 3. Berusaha dibantu buruh tetap/buruh dibayar/Employer Assisted by Permanent Worker  
 4. Buruh/Karyawan/Pegawai/Employee  
 5. Pekerja bebas di pertanian/Casual Employee in Agriculture  
 6. Pekerja bebas di nonpertanian/Casual Employee not in Agriculture  
 7. Pekerja keluarga/tak dibayar/Family Worker

Tabel  
26.1  
Table

Penduduk Berumur 15 Tahun ke Atas yang Termasuk Pengangguran Terbuka Menurut Golongan Umur dan Pendidikan Tertinggi yang Ditamatkan  
Population 15 Years of Age and Over Who Were Categorized Unemployment by Age Group and Educational Attainment  
(Agustus/August 2010)

Perkotaan+Perdesaan/Urban+Rural

Laki-laki+Perempuan/Male+Female

| Golongan Umur<br>Age Group | Tidak/<br>Belum<br>Pernah<br>Sekolah<br>No<br>Schooling | Tidak/Belum<br>Tamat SD<br>Did Not<br>Complete/<br>Not Yet<br>Completed<br>Primary<br>School | Pendidikan Tertinggi yang Ditamatkan/Educational Attainment |                                     |                               |                        |  | Jumlah<br>Total |                           |
|----------------------------|---|--|---|-------------------------------------|-------------------------------|------------------------|--|-----------------|---------------------------|
|                            |   |  | Sekolah<br>Dasar<br>Primary<br>School                       | S L T P<br>Junior<br>High<br>School | S M T A<br>Senior High School |                        | Diploma<br>I/II/III<br>Akademi<br>Diploma<br>I/II/III<br>Academy |                 | Universitas<br>University |
|                            |   |  |   |                                     | Umum<br>General               | Kejuruan<br>Vocational |  |                 |                           |
| (1)                        | (2)   | (3)  | (4)   | (5)                                 | (6)                           | (7)                    | (8)  | (9)             | (10)                      |
| 15 - 19                    | 7 057   | 113 849  | 468 235   | 656 919                             | 530 779                       | 365 019                | 3 610  | -               | 2 145 468                 |
| 20 - 24                    | 4 219   | 84 797   | 303 943   | 446 654                             | 764 195                       | 364 851                | 81 609   | 127 328         | 2 177 596                 |
| 25 - 29                    | 5 061   | 51 629   | 167 481   | 226 974                             | 349 102                       | 214 355                | 141 237  | 275 551         | 1 431 390                 |
| 30 - 34                    | 8 080   | 35 486   | 120 193   | 116 761                             | 200 806                       | 103 208                | 84 499   | 118 044         | 787 077                   |
| 35 - 39                    | 4 870   | 35 369   | 98 572  | 76 842                              | 117 052                       | 51 628                 | 42 047   | 67 081          | 493 461                   |
| 40 - 44                    | 10 542  | 44 747   | 61 922  | 45 601                              | 90 171                        | 39 081                 | 30 358   | 48 916          | 371 338                   |
| 45 - 49                    | 16 203  | 42 918   | 58 490  | 31 007                              | 47 301                        | 19 548                 | 22 230   | 35 888          | 273 585                   |
| 50 - 54                    | 13 804  | 48 727   | 38 229  | 22 041                              | 17 575                        | 13 149                 | 24 959   | 24 591          | 203 075                   |
| 55 - 59                    | 18 413  | 43 780   | 40 218  | 17 781                              | 15 175                        | 12 851                 | 7 477  | 6 983           | 162 678                   |
| 60+                        | 69 337  | 98 919   | 45 575  | 20 869                              | 16 967                        | 11 502                 | 5 196  | 5 746           | 274 111                   |
| <b>Jumlah/Total</b>        | <b>157 586</b>  | <b>600 221</b>   | <b>1 402 858</b>  | <b>1 661 449</b>                    | <b>2 149 123</b>              | <b>1 195 192</b>       | <b>443 222</b>   | <b>710 128</b>  | <b>8 319 779</b>          |

Tabel  
26.2  
Table

Penduduk Berumur 15 Tahun ke Atas yang Termasuk Pengangguran Terbuka Menurut Golongan Umur dan Pendidikan Tertinggi yang Ditamatkan  
Population 15 Years of Age and Over Who Were Categorized Unemployment by Age Group and Educational Attainment  
(Agustus/August 2010)

Perkotaan/Urban

Laki-laki+Perempuan/Male+Female

| Golongan Umur<br>Age Group | Tidak/<br>Belum<br>Pernah<br>Sekolah<br>No<br>Schooling | Tidak/Belum<br>Tamat SD<br>Did Not<br>Complete/<br>Not Yet<br>Completed<br>Primary<br>School | Pendidikan Tertinggi yang Ditamatkan/Educational Attainment |                                     |                               |                        |  | Jumlah<br>Total |                           |
|----------------------------|---|--|---|-------------------------------------|-------------------------------|------------------------|--|-----------------|---------------------------|
|                            |   |  | Sekolah<br>Dasar<br>Primary<br>School                       | S L T P<br>Junior<br>High<br>School | S M T A<br>Senior High School |                        | Diploma<br>I/II/III<br>Akademi<br>Diploma<br>I/II/III<br>Academy |                 | Universitas<br>University |
|                            |   |  |   |                                     | Umum<br>General               | Kejuruan<br>Vocational |  |                 |                           |
| (1)                        | (2)   | (3)  | (4)   | (5)                                 | (6)                           | (7)                    | (8)  | (9)             | (10)                      |
| 15 - 19                    | 2 209   | 45 562   | 141 471   | 256 075                             | 280 671                       | 246 327                | 2 944  | -               | 975 259                   |
| 20 - 24                    | 769   | 34 286   | 100 651   | 191 927                             | 432 953                       | 253 530                | 59 379   | 103 296         | 1 176 791                 |
| 25 - 29                    | 1 091   | 22 782   | 69 897  | 118 580                             | 228 688                       | 157 363                | 88 812   | 191 969         | 879 182                   |
| 30 - 34                    | 2 231   | 12 917   | 51 835  | 75 383                              | 151 784                       | 84 927                 | 54 217   | 79 052          | 512 346                   |
| 35 - 39                    | 1 075   | 14 568   | 48 853  | 46 534                              | 86 834                        | 40 445                 | 24 809   | 43 194          | 306 312                   |
| 40 - 44                    | 3 331   | 19 222   | 35 048  | 33 307                              | 72 156                        | 32 409                 | 19 693   | 28 218          | 243 384                   |
| 45 - 49                    | 6 384   | 22 705   | 34 028  | 22 649                              | 41 250                        | 17 350                 | 14 219   | 20 829          | 179 414                   |
| 50 - 54                    | 3 795   | 23 582   | 24 370  | 18 248                              | 15 018                        | 9 449                  | 17 089   | 17 669          | 129 220                   |
| 55 - 59                    | 5 526   | 19 129   | 24 541  | 12 355                              | 13 962                        | 12 408                 | 4 120  | 5 800           | 97 841                    |
| 60+                        | 26 171  | 48 884   | 29 707  | 17 610                              | 16 045                        | 9 791                  | 3 530  | 5 458           | 157 196                   |
| <b>Jumlah/Total</b>        | <b>52 582</b>   | <b>263 637</b>   | <b>560 401</b>  | <b>792 668</b>                      | <b>1 339 361</b>              | <b>863 999</b>         | <b>288 812</b>   | <b>495 485</b>  | <b>4 656 945</b>          |

Tabel  
26.3  
Table

Penduduk Berumur 15 Tahun ke Atas yang Termasuk Pengangguran Terbuka Menurut Golongan Umur dan Pendidikan Tertinggi yang Ditamatkan  
Population 15 Years of Age and Over Who Were Categorized Unemployment by Age Group and Educational Attainment  
(Agustus/August 2010)

Perdesaan/Rural

Laki-laki+Perempuan/Male+Female

| Golongan Umur<br>Age Group | Tidak/<br>Belum<br>Pernah<br>Sekolah<br>No<br>Schooling | Tidak/Belum<br>Tamat SD<br>Did Not<br>Complete/<br>Not Yet<br>Completed<br>Primary<br>School | Pendidikan Tertinggi yang Ditamatkan/Educational Attainment |                                     |                               |                        |  |                           | Jumlah<br>Total  |
|----------------------------|---|--|---|-------------------------------------|-------------------------------|------------------------|--|---------------------------|------------------|
|                            |   |  | Sekolah<br>Dasar<br>Primary<br>School                       | S L T P<br>Junior<br>High<br>School | S M T A<br>Senior High School |                        | Diploma<br>I/II/III<br>Akademi<br>Diploma<br>I/II/III<br>Academy | Universitas<br>University |                  |
|                            |   |  |   |                                     | Umum<br>General               | Kejuruan<br>Vocational |  |                           |                  |
| (1)                        | (2)   | (3)  | (4)   | (5)                                 | (6)                           | (7)                    | (8)  | (9)                       | (10)             |
| 15 - 19                    | 4 848   | 68 287   | 326 764   | 400 844                             | 250 108                       | 118 692                | 666  | -                         | 1 170 209        |
| 20 - 24                    | 3 450   | 50 511   | 203 292   | 254 727                             | 331 242                       | 111 321                | 22 230   | 24 032                    | 1 000 805        |
| 25 - 29                    | 3 970   | 28 847   | 97 584  | 108 394                             | 120 414                       | 56 992                 | 52 425   | 83 582                    | 552 208          |
| 30 - 34                    | 5 849   | 22 569   | 68 358  | 41 378                              | 49 022                        | 18 281                 | 30 282   | 38 992                    | 274 731          |
| 35 - 39                    | 3 795   | 20 801   | 49 719  | 30 308                              | 30 218                        | 11 183                 | 17 238   | 23 887                    | 187 149          |
| 40 - 44                    | 7 211   | 25 525   | 26 874  | 12 294                              | 18 015                        | 6 672                  | 10 665   | 20 698                    | 127 954          |
| 45 - 49                    | 9 819   | 20 213   | 24 462  | 8 358                               | 6 051                         | 2 198                  | 8 011  | 15 059                    | 94 171           |
| 50 - 54                    | 10 009  | 25 145   | 13 859  | 3 793                               | 2 557                         | 3 700                  | 7 870  | 6 922                     | 73 855           |
| 55 - 59                    | 12 887  | 24 651   | 15 677  | 5 426                               | 1 213                         | 443                    | 3 357  | 1 183                     | 64 837           |
| 60+                        | 43 166  | 50 035   | 15 868  | 3 259                               | 922                           | 1 711                  | 1 666  | 288                       | 116 915          |
| <b>Jumlah/Total</b>        | <b>105 004</b>  | <b>336 584</b>   | <b>842 457</b>  | <b>868 781</b>                      | <b>809 762</b>                | <b>331 193</b>         | <b>154 410</b>   | <b>214 643</b>            | <b>3 662 834</b> |

Tabel  
26.4  
Table

Penduduk Berumur 15 Tahun ke Atas yang Termasuk Pengangguran Terbuka Menurut Golongan Umur dan Pendidikan Tertinggi yang Ditamatkan  
Population 15 Years of Age and Over Who Were Categorized Unemployment by Age Group and Educational Attainment  
(Agustus/Augst 2010)

Perkotaan+Perdesaan/Urban+Rural

Laki-laki/Male

| Golongan Umur<br>Age Group | Tidak/<br>Belum<br>Pernah<br>Sekolah<br>No<br>Schooling | Tidak/Belum<br>Tamat SD<br>Did Not<br>Complete/<br>Not Yet<br>Completed<br>Primary<br>School | Pendidikan Tertinggi yang Ditamatkan/Educational Attainment |                                     |                               |                        |  |                           | Jumlah<br>Total  |
|----------------------------|---|--|---|-------------------------------------|-------------------------------|------------------------|--|---------------------------|------------------|
|                            |   |  | Sekolah<br>Dasar<br>Primary<br>School                       | S L T P<br>Junior<br>High<br>School | S M T A<br>Senior High School |                        | Diploma<br>I/II/III<br>Akademi<br>Diploma<br>I/II/III<br>Academy | Universitas<br>University |                  |
|                            |   |  |   |                                     | Umum<br>General               | Kejuruan<br>Vocational |  |                           |                  |
| (1)                        | (2)   | (3)  | (4)   | (5)                                 | (6)                           | (7)                    | (8)  | (9)                       | (10)             |
| 15 - 19                    | 4 553   | 79 048   | 295 998   | 357 985                             | 271 978                       | 225 287                | 2 051  | -                         | 1 236 900        |
| 20 - 24                    | 1 828   | 56 898   | 197 780   | 264 438                             | 437 346                       | 248 497                | 27 313   | 59 787                    | 1 293 887        |
| 25 - 29                    | 1 950   | 28 045   | 89 510  | 123 066                             | 192 127                       | 132 702                | 65 012   | 149 612                   | 782 024          |
| 30 - 34                    | 2 737   | 14 901   | 49 824  | 59 299                              | 105 763                       | 53 882                 | 33 770   | 61 485                    | 381 661          |
| 35 - 39                    | 2 854   | 11 348   | 38 673  | 27 411                              | 52 604                        | 24 264                 | 20 788   | 31 138                    | 209 080          |
| 40 - 44                    | 4 534   | 15 777   | 23 691  | 22 191                              | 43 194                        | 18 059                 | 12 928   | 24 093                    | 164 467          |
| 45 - 49                    | 6 219   | 12 327   | 21 231  | 14 901                              | 22 939                        | 12 311                 | 7 835  | 18 402                    | 116 165          |
| 50 - 54                    | 3 956   | 17 586   | 16 459  | 11 119                              | 7 193                         | 9 880                  | 10 846   | 13 958                    | 90 997           |
| 55 - 59                    | 5 760   | 13 533   | 17 640  | 7 684                               | 8 246                         | 4 818                  | 4 179  | 3 966                     | 65 826           |
| 60+                        | 10 423  | 28 055   | 13 777  | 7 946                               | 8 851                         | 4 461                  | 2 218  | 2 802                     | 78 533           |
| <b>Jumlah/Total</b>        | <b>44 814</b>   | <b>277 518</b>   | <b>764 583</b>  | <b>896 040</b>                      | <b>1 150 241</b>              | <b>734 161</b>         | <b>186 940</b>   | <b>365 243</b>            | <b>4 419 540</b> |

Tabel  
26.5  
Table

Penduduk Berumur 15 Tahun ke Atas yang Termasuk Pengangguran Terbuka Menurut Golongan Umur dan Pendidikan Tertinggi yang Ditamatkan  
Population 15 Years of Age and Over Who Were Categorized Unemployment by Age Group and Educational Attainment  
(Agustus/August 2010)

Perkotaan+Perdesaan/Urban+Rural

Perempuan/Female

| Golongan Umur<br>Age Group | Tidak/<br>Belum<br>Pernah<br>Sekolah<br>No<br>Schooling | Tidak/Belum<br>Tamat SD<br>Did Not<br>Complete/<br>Not Yet<br>Completed<br>Primary<br>School | Pendidikan Tertinggi yang Ditamatkan/Educational Attainment |                                     |                               |                        |  | Jumlah<br>Total |                           |
|----------------------------|---|--|---|-------------------------------------|-------------------------------|------------------------|--|-----------------|---------------------------|
|                            |   |  | Sekolah<br>Dasar<br>Primary<br>School                       | S L T P<br>Junior<br>High<br>School | S M T A<br>Senior High School |                        | Diploma<br>I/II/III<br>Akademi<br>Diploma<br>I/II/III<br>Academy |                 | Universitas<br>University |
|                            |   |  |   |                                     | Umum<br>General               | Kejuruan<br>Vocational |  |                 |                           |
| (1)                        | (2)   | (3)  | (4)   | (5)                                 | (6)                           | (7)                    | (8)  | (9)             | (10)                      |
| 15 - 19                    | 2 504   | 34 801   | 172 237   | 298 934                             | 258 801                       | 139 732                | 1 559  | -               | 908 568                   |
| 20 - 24                    | 2 391   | 27 899   | 106 163   | 182 216                             | 326 849                       | 116 354                | 54 296   | 67 541          | 883 709                   |
| 25 - 29                    | 3 111   | 23 584   | 77 971  | 103 908                             | 156 975                       | 81 653                 | 76 225   | 125 939         | 649 366                   |
| 30 - 34                    | 5 343   | 20 585   | 70 369  | 57 462                              | 95 043                        | 49 326                 | 50 729   | 56 559          | 405 416                   |
| 35 - 39                    | 2 016   | 24 021   | 59 899  | 49 431                              | 64 448                        | 27 364                 | 21 259   | 35 943          | 284 381                   |
| 40 - 44                    | 6 008   | 28 970   | 38 231  | 23 410                              | 46 977                        | 21 022                 | 17 430   | 24 823          | 206 871                   |
| 45 - 49                    | 9 984   | 30 591   | 37 259  | 16 106                              | 24 362                        | 7 237                  | 14 395   | 17 486          | 157 420                   |
| 50 - 54                    | 9 848   | 31 141   | 21 770  | 10 922                              | 10 382                        | 3 269                  | 14 113   | 10 633          | 112 078                   |
| 55 - 59                    | 12 653  | 30 247   | 22 578  | 10 097                              | 6 929                         | 8 033                  | 3 298  | 3 017           | 96 852                    |
| 60+                        | 58 914  | 70 864   | 31 798  | 12 923                              | 8 116                         | 7 041                  | 2 978  | 2 944           | 195 578                   |
| <b>Jumlah/Total</b>        | <b>112 772</b>  | <b>322 703</b>   | <b>638 275</b>  | <b>765 409</b>                      | <b>998 882</b>                | <b>461 031</b>         | <b>256 282</b>   | <b>344 885</b>  | <b>3 900 239</b>          |

Tabel 27.1 Penduduk Berumur 15 Tahun ke Atas yang Termasuk Pengangguran Terbuka Menurut Provinsi dan Pendidikan Tertinggi yang Ditamatkan  
 Table Population 15 Years of Age and Over Who Were Categorized Unemployment by Province and Educational Attainment  
 (Agustus/August 2010)

| Perkotaan+Perdesaan/Urban+Rural |   | Laki-laki+Perempuan/Male+Female  |   |                                     |                               |           |  |         |                           |                 |
|---------------------------------|---|--|---|-------------------------------------|-------------------------------|-----------|--|---------|---------------------------|-----------------|
| Provinsi<br>Province            | Tidak/<br>Belum<br>Pernah<br>Sekolah<br>No<br>Schooling | Tidak/Belum<br>Tamat SD<br>Did Not<br>Complete/<br>Not Yet<br>Completed<br>Primary<br>School | Pendidikan Tertinggi yang Ditamatkan/Educational Attainment |                                     |                               |           |  |         | Universitas<br>University | Jumlah<br>Total |
|                                 |   |  | Sekolah<br>Dasar<br>Primary<br>School                       | S L T P<br>Junior<br>High<br>School | S M T A<br>Senior High School |           | Diploma<br>I/II/III<br>Akademi<br>Diploma<br>I/II/III<br>Academy |         |                           |                 |
| (1)                             | (2)   | (3)  | (4)   | (5)                                 | (6)                           | (7)       | (8)  | (9)     | (10)                      |                 |
| Aceh                            | 943   | 7 150  | 20 722  | 28 150                              | 72 437                        | 9 652     | 9 538  | 13 673  | 162 265                   |                 |
| Sumatra Utara                   | 2 882   | 30 072   | 55 493  | 91 060                              | 173 410                       | 76 639    | 28 444   | 33 806  | 491 806                   |                 |
| Sumatra Barat                   | 944   | 17 968   | 21 069  | 25 853                              | 40 395                        | 20 655    | 9 664  | 16 038  | 152 586                   |                 |
| Riau                            | 2 691   | 18 793   | 35 969  | 39 513                              | 57 405                        | 22 356    | 12 324   | 18 196  | 207 247                   |                 |
| Jambi                           | 2 774   | 6 745  | 12 508  | 14 212                              | 25 490                        | 8 234     | 5 207  | 8 108   | 83 278                    |                 |
| Sumatra Selatan                 | 2 067   | 23 063   | 33 700  | 37 828                              | 88 714                        | 27 693    | 17 376   | 13 410  | 243 851                   |                 |
| Bengkulu                        | 355   | 2 080  | 5 207   | 6 385                               | 15 967                        | 5 215     | 1 410  | 2 666   | 39 285                    |                 |
| Lampung                         | 4 882   | 23 032   | 27 766  | 46 184                              | 67 904                        | 23 208    | 11 899   | 15 744  | 220 619                   |                 |
| Bangka Belitung                 | 982   | 4 368  | 6 652   | 4 559                               | 8 845                         | 4 494     | 2 178  | 2 849   | 34 927                    |                 |
| Kepulauan Riau                  | 656   | 3 824  | 5 858   | 8 244                               | 17 871                        | 15 048    | 3 110  | 2 438   | 57 049                    |                 |
| DKI Jakarta                     | 2 634   | 31 023   | 52 812  | 83 671                              | 153 532                       | 145 971   | 38 374   | 74 826  | 582 843                   |                 |
| Jawa Barat                      | 25 280  | 100 044  | 433 959   | 480 874                             | 414 071                       | 265 452   | 89 471   | 142 240 | 1 951 391                 |                 |
| Jawa Tengah                     | 31 283  | 75 227   | 191 927   | 256 912                             | 196 356                       | 164 736   | 53 042   | 77 400  | 1 046 883                 |                 |
| D.I. Yogyakarta                 | 523   | 3 133  | 6 097   | 12 950                              | 27 020                        | 25 027    | 7 931  | 24 467  | 107 148                   |                 |
| Jawa Timur                      | 10 285  | 42 463   | 121 335   | 173 295                             | 219 516                       | 142 740   | 37 269   | 82 040  | 828 943                   |                 |
| Banten                          | 19 845  | 74 971   | 166 578   | 142 466                             | 143 098                       | 87 337    | 38 605   | 53 477  | 726 377                   |                 |
| Bali                            | 2 610   | 3 950  | 7 495   | 8 061                               | 22 724                        | 11 084    | 5 621  | 7 246   | 68 791                    |                 |
| Nusa Tenggara Barat             | 8 465   | 11 277   | 21 217  | 22 373                              | 30 776                        | 9 766     | 7 226  | 8 043   | 119 143                   |                 |
| Nusa Tenggara Timur             | 1 713   | 6 893  | 8 234   | 6 877                               | 26 236                        | 9 187     | 3 469  | 8 543   | 71 152                    |                 |
| Kalimantan Barat                | 2 803   | 12 356   | 17 853  | 19 972                              | 26 171                        | 11 455    | 2 895  | 8 115   | 101 620                   |                 |
| Kalimantan Tengah               | 280   | 3 273  | 7 434   | 7 458                               | 13 276                        | 4 812     | 3 728  | 3 892   | 44 153                    |                 |
| Kalimantan Selatan              | 2 801   | 13 145   | 22 825  | 17 816                              | 21 231                        | 7 271     | 5 143  | 6 442   | 96 674                    |                 |
| Kalimantan Timur                | 2 537   | 15 601   | 24 497  | 26 873                              | 50 993                        | 23 101    | 10 446   | 12 509  | 166 557                   |                 |
| Sulawesi Utara                  | 225   | 9 348  | 10 269  | 17 246                              | 36 387                        | 13 409    | 4 128  | 8 623   | 99 635                    |                 |
| Sulawesi Tengah                 | 76  | 4 168  | 9 022   | 9 468                               | 22 145                        | 5 712     | 1 872  | 3 765   | 56 228                    |                 |
| Sulawesi Selatan                | 17 035  | 36 639   | 49 809  | 38 600                              | 79 273                        | 28 634    | 15 703   | 33 259  | 298 952                   |                 |
| Sulawesi Tenggara               | 457   | 2 237  | 4 406   | 5 041                               | 21 126                        | 4 726     | 3 573  | 6 655   | 48 221                    |                 |
| Gorontalo                       | 223   | 3 407  | 4 015   | 4 699                               | 6 147                         | 1 903     | 1 319  | 1 860   | 23 573                    |                 |
| Sulawesi Barat                  | 1 347   | 2 519  | 2 702   | 2 962                               | 3 225                         | 1 943     | 1 075  | 1 531   | 17 304                    |                 |
| Maluku                          | 1 201   | 4 550  | 6 822   | 9 438                               | 28 023                        | 5 619     | 4 618  | 4 638   | 64 909                    |                 |
| Maluku Utara                    | 19  | 1 684  | 2 597   | 4 491                               | 12 401                        | 1 484     | 1 288  | 2 433   | 26 397                    |                 |
| Papua Barat                     | 330   | 1 817  | 2 275   | 2 964                               | 8 962                         | 3 705     | 2 211  | 4 077   | 26 341                    |                 |
| Papua                           | 6 438   | 3 401  | 3 734   | 4 954                               | 17 996                        | 6 924     | 3 065  | 7 119   | 53 631                    |                 |
| Jumlah/Total                    | 157 586   | 600 221  | 1 402 858   | 1 661 449                           | 2 149 123                     | 1 195 192 | 443 222  | 710 128 | 8 319 779                 |                 |



Tabel 27.2 Penduduk Berumur 15 Tahun ke Atas yang Termasuk Pengangguran Terbuka Menurut Provinsi dan Pendidikan Tertinggi yang Ditamatkan  
 Table Population 15 Years of Age and Over Who Were Categorized Unemployment by Province and Educational Attainment  
 (Agustus/August 2010)

| Perkotaan/Urban      |   | Laki-laki+Perempuan/Male+Female  |   |                                     |                               |                        |  |                |                           |                 |
|----------------------|---|--|---|-------------------------------------|-------------------------------|------------------------|--|----------------|---------------------------|-----------------|
| Provinsi<br>Province | Tidak/<br>Belum<br>Pernah<br>Sekolah<br>No<br>Schooling | Tidak/Belum<br>Tamat SD<br>Did Not<br>Complete/<br>Not Yet<br>Completed<br>Primary<br>School | Pendidikan Tertinggi yang Ditamatkan/Educational Attainment |                                     |                               |                        |  |                | Universitas<br>University | Jumlah<br>Total |
|                      |   |  | Sekolah<br>Dasar<br>Primary<br>School                       | S L T P<br>Junior<br>High<br>School | S M T A<br>Senior High School |                        | Diploma<br>I/II/III<br>Akademi<br>Diploma<br>I/II/III<br>Academy |                |                           |                 |
|                      |   |  |   |                                     | Umum<br>General               | Kejuruan<br>Vocational |  |                |                           |                 |
| (1)                  | (2)   | (3)  | (4)   | (5)                                 | (6)                           | (7)                    | (8)  | (9)            | (10)                      |                 |
| Aceh                 | 203   | 1 607  | 4 388   | 7 032                               | 27 604                        | 5 947                  | 2 408  | 7 339          | 56 528                    |                 |
| Sumatra Utara        | 846   | 12 988   | 27 826  | 51 693                              | 107 805                       | 49 111                 | 19 257   | 22 149         | 291 675                   |                 |
| Sumatra Barat        | 66  | 4 630  | 7 181   | 9 360                               | 17 236                        | 10 829                 | 5 919  | 12 333         | 67 554                    |                 |
| Riau                 | 546   | 4 839  | 9 667   | 11 852                              | 23 395                        | 12 418                 | 6 382  | 11 756         | 80 855                    |                 |
| Jambi                | 452   | 917  | 1 556   | 2 403                               | 7 049                         | 4 335                  | 1 664  | 4 406          | 22 782                    |                 |
| Sumatra Selatan      | 696   | 9 860  | 17 002  | 16 734                              | 50 947                        | 19 666                 | 13 380   | 10 053         | 138 338                   |                 |
| Bengkulu             | 158   | 673  | 1 820   | 2 434                               | 8 974                         | 3 109                  | 942  | 1 492          | 19 602                    |                 |
| Lampung              | 1 477   | 5 786  | 6 276   | 14 866                              | 29 121                        | 10 752                 | 4 521  | 8 131          | 80 930                    |                 |
| Bangka Belitung      | 331   | 1 640  | 3 361   | 2 180                               | 5 900                         | 2 805                  | 1 644  | 1 861          | 19 722                    |                 |
| Kepulauan Riau       | 501   | 2 509  | 4 713   | 7 567                               | 14 536                        | 14 765                 | 2 623  | 2 092          | 49 306                    |                 |
| DKI Jakarta          | 2 634   | 31 023   | 52 812  | 83 671                              | 153 532                       | 145 971                | 38 374   | 74 826         | 582 843                   |                 |
| Jawa Barat           | 9 486   | 48 194   | 178 605   | 232 852                             | 283 820                       | 203 380                | 67 555   | 102 715        | 1 126 607                 |                 |
| Jawa Tengah          | 12 553  | 30 319   | 64 500  | 93 259                              | 113 664                       | 97 849                 | 27 170   | 43 701         | 483 015                   |                 |
| D.I. Yogyakarta      | -   | 1 683  | 3 384   | 6 976                               | 17 444                        | 18 919                 | 6 268  | 19 931         | 74 605                    |                 |
| Jawa Timur           | 6 401   | 21 313   | 47 873  | 76 576                              | 139 368                       | 89 120                 | 24 384   | 55 901         | 460 936                   |                 |
| Banten               | 7 472   | 39 738   | 59 533  | 85 738                              | 107 060                       | 73 685                 | 25 233   | 38 051         | 436 510                   |                 |
| Bali                 | 1 076   | 2 925  | 5 377   | 6 451                               | 16 158                        | 8 557                  | 4 564  | 6 355          | 51 463                    |                 |
| Nusa Tenggara Barat  | 1 926   | 3 729  | 9 810   | 9 660                               | 16 703                        | 6 902                  | 2 930  | 5 111          | 56 771                    |                 |
| Nusa Tenggara Timur  | 368   | 2 031  | 2 333   | 2 594                               | 11 133                        | 5 516                  | 1 463  | 5 280          | 30 718                    |                 |
| Kalimantan Barat     | 1 131   | 3 844  | 7 114   | 7 166                               | 12 285                        | 7 096                  | 1 477  | 4 792          | 44 905                    |                 |
| Kalimantan Tengah    | -   | 1 013  | 1 711   | 2 272                               | 7 726                         | 3 118                  | 1 914  | 2 642          | 20 396                    |                 |
| Kalimantan Selatan   | 252   | 4 520  | 8 825   | 8 521                               | 13 304                        | 5 286                  | 3 076  | 3 662          | 47 446                    |                 |
| Kalimantan Timur     | 694   | 7 836  | 7 985   | 15 715                              | 29 771                        | 19 675                 | 7 287  | 7 997          | 96 960                    |                 |
| Sulawesi Utara       | 225   | 3 464  | 3 044   | 7 175                               | 17 992                        | 6 485                  | 1 052  | 4 729          | 44 166                    |                 |
| Sulawesi Tengah      | -   | 1 239  | 2 291   | 2 787                               | 9 823                         | 2 947                  | 1 134  | 2 281          | 22 502                    |                 |
| Sulawesi Selatan     | 1 695   | 12 233   | 14 211  | 13 100                              | 44 498                        | 18 020                 | 7 224  | 19 286         | 130 267                   |                 |
| Sulawesi Tenggara    | 229   | 905  | 1 487   | 1 868                               | 12 500                        | 3 435                  | 2 220  | 4 251          | 26 895                    |                 |
| Gorontalo            | -   | 309  | 801   | 1 703                               | 2 387                         | 1 193                  | 197  | 526            | 7 116                     |                 |
| Sulawesi Barat       | 198   | 394  | 516   | 913                                 | 1 198                         | 514                    | 248  | 676            | 4 657                     |                 |
| Maluku               | 454   | 65   | 1 845   | 3 210                               | 13 999                        | 4 228                  | 2 196  | 3 045          | 29 042                    |                 |
| Maluku Utara         | 19  | 248  | 861   | 1 321                               | 6 390                         | 1 139                  | 697  | 1 381          | 12 056                    |                 |
| Papua Barat          | 280   | 372  | 759   | 1 064                               | 5 789                         | 2 694                  | 1 421  | 2 466          | 14 845                    |                 |
| Papua                | 213   | 791  | 934   | 1 955                               | 10 250                        | 4 533                  | 1 988  | 4 268          | 24 932                    |                 |
| <b>Jumlah/Total</b>  | <b>52 582</b>   | <b>263 637</b>   | <b>560 401</b>  | <b>792 668</b>                      | <b>1 339 361</b>              | <b>863 999</b>         | <b>288 812</b>   | <b>495 485</b> | <b>4 656 945</b>          |                 |

Tabel 27.3 Penduduk Berumur 15 Tahun ke Atas yang Termasuk Pengangguran Terbuka Menurut Provinsi dan Pendidikan Tertinggi yang Ditamatkan  
 Table Population 15 Years of Age and Over Who Were Categorized Unemployment by Province and Educational Attainment  
 (Agustus/August 2010)

| Provinsi<br>Province | Laki-laki+Perempuan/Male+Female                             |  |                                       |                                     |                               |         |  |                           |                 |
|----------------------|---|--|---------------------------------------|-------------------------------------|-------------------------------|---------|--|---------------------------|-----------------|
|                      | Pendidikan Tertinggi yang Ditamatkan/Educational Attainment |  |                                       |                                     |                               |         |  |                           |                 |
|                      | Tidak/<br>Belum<br>Pernah<br>Sekolah<br>No<br>Schooling     | Tidak/Belum<br>Tamat SD<br>Did Not<br>Complete/<br>Not Yet<br>Completed<br>Primary<br>School | Sekolah<br>Dasar<br>Primary<br>School | S L T P<br>Junior<br>High<br>School | S M T A<br>Senior High School |         | Diploma<br>I/II/III<br>Akademi<br>Diploma<br>I/II/III<br>Academy | Universitas<br>University | Jumlah<br>Total |
|                      | (2)   | (3)  | (4)                                   | (5)                                 | (6)                           | (7)     | (8)  | (9)                       | (10)            |
| Aceh                 | 740   | 5 543  | 16 334                                | 21 118                              | 44 833                        | 3 705   | 7 130  | 6 334                     | 105 737         |
| Sumatra Utara        | 2 036   | 17 084   | 27 667                                | 39 367                              | 65 605                        | 27 528  | 9 187  | 11 657                    | 200 131         |
| Sumatra Barat        | 878   | 13 338   | 13 888                                | 16 493                              | 23 159                        | 9 826   | 3 745  | 3 705                     | 85 032          |
| Riau                 | 2 145   | 13 954   | 26 302                                | 27 661                              | 34 010                        | 9 938   | 5 942  | 6 440                     | 126 392         |
| Jambi                | 2 322   | 5 828  | 10 952                                | 11 809                              | 18 441                        | 3 899   | 3 543  | 3 702                     | 60 496          |
| Sumatra Selatan      | 1 371   | 13 203   | 16 698                                | 21 094                              | 37 767                        | 8 027   | 3 996  | 3 357                     | 105 513         |
| Bengkulu             | 197   | 1 407  | 3 387                                 | 3 951                               | 6 993                         | 2 106   | 468  | 1 174                     | 19 683          |
| Lampung              | 3 405   | 17 246   | 21 490                                | 31 318                              | 38 783                        | 12 456  | 7 378  | 7 613                     | 139 689         |
| Bangka Belitung      | 651   | 2 728  | 3 291                                 | 2 379                               | 2 945                         | 1 689   | 534  | 988                       | 15 205          |
| Kepulauan Riau       | 155   | 1 315  | 1 145                                 | 677                                 | 3 335                         | 283     | 487  | 346                       | 7 743           |
| DKI Jakarta          | -   | -  | -                                     | -                                   | -                             | -       | -  | -                         | -               |
| Jawa Barat           | 15 794  | 51 850   | 255 354                               | 248 022                             | 130 251                       | 62 072  | 21 916   | 39 525                    | 824 784         |
| Jawa Tengah          | 18 730  | 44 908   | 127 427                               | 163 653                             | 82 692                        | 66 887  | 25 872   | 33 699                    | 563 868         |
| D.I. Yogyakarta      | 523   | 1 450  | 2 713                                 | 5 974                               | 9 576                         | 6 108   | 1 663  | 4 536                     | 32 543          |
| Jawa Timur           | 3 884   | 21 150   | 73 462                                | 96 719                              | 80 148                        | 53 620  | 12 885   | 26 139                    | 368 007         |
| Banten               | 12 373  | 35 233   | 107 045                               | 56 728                              | 36 038                        | 13 652  | 13 372   | 15 426                    | 289 867         |
| Bali                 | 1 534   | 1 025  | 2 118                                 | 1 610                               | 6 566                         | 2 527   | 1 057  | 891                       | 17 328          |
| Nusa Tenggara Barat  | 6 539   | 7 548  | 11 407                                | 12 713                              | 14 073                        | 2 864   | 4 296  | 2 932                     | 62 372          |
| Nusa Tenggara Timur  | 1 345   | 4 862  | 5 901                                 | 4 283                               | 15 103                        | 3 671   | 2 006  | 3 263                     | 40 434          |
| Kalimantan Barat     | 1 672   | 8 512  | 10 739                                | 12 806                              | 13 886                        | 4 359   | 1 418  | 3 323                     | 56 715          |
| Kalimantan Tengah    | 280   | 2 260  | 5 723                                 | 5 186                               | 5 550                         | 1 694   | 1 814  | 1 250                     | 23 757          |
| Kalimantan Selatan   | 2 549   | 8 625  | 14 000                                | 9 295                               | 7 927                         | 1 985   | 2 067  | 2 780                     | 49 228          |
| Kalimantan Timur     | 1 843   | 7 765  | 16 512                                | 11 158                              | 21 222                        | 3 426   | 3 159  | 4 512                     | 69 597          |
| Sulawesi Utara       |   | 5 884  | 7 225                                 | 10 071                              | 18 395                        | 6 924   | 3 076  | 3 894                     | 55 469          |
| Sulawesi Tengah      | 76  | 2 929  | 6 731                                 | 6 681                               | 12 322                        | 2 765   | 738  | 1 484                     | 33 726          |
| Sulawesi Selatan     | 15 340  | 24 406   | 35 598                                | 25 500                              | 34 775                        | 10 614  | 8 479  | 13 973                    | 168 685         |
| Sulawesi Tenggara    | 228   | 1 332  | 2 919                                 | 3 173                               | 8 626                         | 1 291   | 1 353  | 2 404                     | 21 326          |
| Gorontalo            | 223   | 3 098  | 3 214                                 | 2 996                               | 3 760                         | 710     | 1 122  | 1 334                     | 16 457          |
| Sulawesi Barat       | 1 149   | 2 125  | 2 186                                 | 2 049                               | 2 027                         | 1 429   | 827  | 855                       | 12 647          |
| Maluku               | 747   | 4 485  | 4 977                                 | 6 228                               | 14 024                        | 1 391   | 2 422  | 1 593                     | 35 867          |
| Maluku Utara         |   | 1 436  | 1 736                                 | 3 170                               | 6 011                         | 345     | 591  | 1 052                     | 14 341          |
| Papua Barat          | 50  | 1 445  | 1 516                                 | 1 900                               | 3 173                         | 1 011   | 790  | 1 611                     | 11 496          |
| Papua                | 6 225   | 2 610  | 2 800                                 | 2 999                               | 7 746                         | 2 391   | 1 077  | 2 851                     | 28 699          |
| Jumlah/Total         | 105 004   | 336 584  | 842 457                               | 868 781                             | 809 762                       | 331 193 | 154 410  | 214 643                   | 3 662 834       |

Tabel 27.4 Penduduk Berumur 15 Tahun ke Atas yang Termasuk Pengangguran Terbuka Menurut Provinsi dan Pendidikan Tertinggi yang Ditamatkan  
 Table Population 15 Years of Age and Over Who Were Categorized Unemployment by Province and Educational Attainment  
 (Agustus/August 2010)

| Perkotaan+Perdesaan/Urban+Rural |   |  |   |                                     |                               |                        |  |                |                           | Laki-laki/Male  |
|---------------------------------|---|--|---|-------------------------------------|-------------------------------|------------------------|--|----------------|---------------------------|-----------------|
| Provinsi<br>Province            | Tidak/<br>Belum<br>Pernah<br>Sekolah<br>No<br>Schooling | Tidak/Belum<br>Tamat SD<br>Did Not<br>Complete/<br>Not Yet<br>Completed<br>Primary<br>School | Pendidikan Tertinggi yang Ditamatkan/Educational Attainment |                                     |                               |                        |  |                | Universitas<br>University | Jumlah<br>Total |
|                                 |   |  | Sekolah<br>Dasar<br>Primary<br>School                       | S L T P<br>Junior<br>High<br>School | S M T A<br>Senior High School |                        | Diploma<br>I/II/III<br>Akademi<br>Diploma<br>I/II/III<br>Academy |                |                           |                 |
|                                 |   |  |   |                                     | Umum<br>General               | Kejuruan<br>Vocational |  |                |                           |                 |
| (1)                             | (2)   | (3)  | (4)   | (5)                                 | (6)                           | (7)                    | (8)  | (9)            | (10)                      |                 |
| Aceh                            | 503   | 2 769  | 10 790  | 17 246                              | 40 159                        | 6 342                  | 3 558  | 6 864          | 88 231                    |                 |
| Sumatra Utara                   | 511   | 10 629   | 26 462  | 42 796                              | 82 664                        | 40 576                 | 7 211  | 10 960         | 221 809                   |                 |
| Sumatra Barat                   | 403   | 9 277  | 11 672  | 14 127                              | 16 668                        | 10 652                 | 3 119  | 6 852          | 72 770                    |                 |
| Riau                            | 290   | 9 023  | 16 132  | 17 638                              | 25 668                        | 9 600                  | 3 847  | 7 712          | 89 910                    |                 |
| Jambi                           | 294   | 3 619  | 6 215   | 8 103                               | 15 310                        | 5 748                  | 1 504  | 4 641          | 45 434                    |                 |
| Sumatra Selatan                 | 163   | 10 001   | 14 138  | 18 961                              | 45 288                        | 16 191                 | 5 149  | 6 385          | 116 276                   |                 |
| Bengkulu                        | 232   | 870  | 3 430   | 3 958                               | 6 176                         | 3 249                  | 318  | 1 157          | 19 390                    |                 |
| Lampung                         | 1 536   | 9 421  | 12 775  | 20 166                              | 31 238                        | 13 437                 | 3 508  | 7 024          | 99 105                    |                 |
| Bangka Belitung                 | 314   | 2 459  | 2 563   | 3 133                               | 3 701                         | 2 149                  | 755  | 888            | 15 962                    |                 |
| Kepulauan Riau                  | 267   | 1 818  | 3 566   | 5 613                               | 12 080                        | 12 411                 | 998  | 1 869          | 38 622                    |                 |
| DKI Jakarta                     | 2 289   | 13 439   | 25 551  | 46 215                              | 80 260                        | 77 011                 | 15 888   | 41 285         | 301 938                   |                 |
| Jawa Barat                      | 11 118  | 64 164   | 280 068   | 276 931                             | 254 769                       | 196 749                | 50 401   | 90 244         | 1 224 444                 |                 |
| Jawa Tengah                     | 5 527   | 23 394   | 94 467  | 134 070                             | 109 643                       | 102 891                | 23 222   | 35 689         | 528 903                   |                 |
| D.I. Yogyakarta                 | 161   | 2 423  | 2 971   | 7 310                               | 16 417                        | 15 997                 | 5 193  | 13 549         | 64 021                    |                 |
| Jawa Timur                      | 3 148   | 26 495   | 73 313  | 108 091                             | 125 714                       | 95 307                 | 18 162   | 46 063         | 496 293                   |                 |
| Banten                          | 4 892   | 30 826   | 85 628  | 72 439                              | 77 627                        | 51 535                 | 15 806   | 29 938         | 368 691                   |                 |
| Bali                            | 284   | 1 091  | 2 277   | 4 622                               | 12 430                        | 4 878                  | 3 416  | 4 320          | 33 318                    |                 |
| Nusa Tenggara Barat             | 2 064   | 5 636  | 15 747  | 15 461                              | 17 954                        | 6 485                  | 4 674  | 4 472          | 72 493                    |                 |
| Nusa Tenggara Timur             | 644   | 3 367  | 2 992   | 3 682                               | 12 269                        | 3 684                  | 1 337  | 4 772          | 32 747                    |                 |
| Kalimantan Barat                | 1 460   | 8 601  | 12 530  | 10 255                              | 14 490                        | 7 205                  | 1 309  | 4 258          | 60 108                    |                 |
| Kalimantan Tengah               | 85  | 1 342  | 3 381   | 3 758                               | 6 787                         | 2 548                  | 1 086  | 2 060          | 21 047                    |                 |
| Kalimantan Selatan              | 572   | 5 863  | 11 736  | 9 556                               | 11 686                        | 2 649                  | 1 927  | 3 377          | 47 366                    |                 |
| Kalimantan Timur                | 1 210   | 5 357  | 11 480  | 11 667                              | 27 586                        | 11 352                 | 3 199  | 5 958          | 77 809                    |                 |
| Sulawesi Utara                  |   | 3 303  | 3 106   | 7 194                               | 15 260                        | 4 978                  | 249  | 3 221          | 37 311                    |                 |
| Sulawesi Tengah                 |   | 1 833  | 4 583   | 4 460                               | 8 658                         | 3 113                  | 396  | 1 953          | 24 996                    |                 |
| Sulawesi Selatan                | 3 204   | 11 736   | 16 748  | 13 012                              | 34 267                        | 13 566                 | 3 836  | 9 829          | 106 198                   |                 |
| Sulawesi Tenggara               | 106   | 1 340  | 2 047   | 2 311                               | 9 261                         | 2 316                  | 1 298  | 2 510          | 21 189                    |                 |
| Gorontalo                       | 100   | 1 584  | 1 485   | 1 733                               | 3 345                         | 956                    | 232  | 595            | 10 030                    |                 |
| Sulawesi Barat                  | 43  | 1 384  | 906   | 1 158                               | 1 418                         | 1 184                  | 419  | 655            | 7 167                     |                 |
| Maluku                          | 260   | 1 243  | 1 726   | 4 472                               | 12 682                        | 2 849                  | 1 643  | 1 068          | 25 943                    |                 |
| Maluku Utara                    | 19  | 665  | 1 272   | 1 561                               | 4 709                         | 499                    | 514  | 1 052          | 10 291                    |                 |
| Papua Barat                     | 330   | 1 188  | 1 289   | 1 908                               | 4 365                         | 1 947                  | 1 237  | 1 435          | 13 699                    |                 |
| Papua                           | 2 785   | 1 358  | 1 537   | 2 433                               | 9 692                         | 4 107                  | 1 529  | 2 588          | 26 029                    |                 |
| <b>Jumlah/Total</b>             | <b>44 814</b>   | <b>277 518</b>   | <b>764 583</b>  | <b>896 040</b>                      | <b>1 150 241</b>              | <b>734 161</b>         | <b>186 940</b>   | <b>365 243</b> | <b>4 419 540</b>          |                 |

Tabel  
Table 27.5

Penduduk Berumur 15 Tahun ke Atas yang Termasuk Pengangguran Terbuka Menurut Provinsi dan Pendidikan Tertinggi yang Ditamatkan  
Population 15 Years of Age and Over Who Were Categorized Unemployment by Province and Educational Attainment  
(Agustus/August 2010)

| Perkotaan+Perdesaan/Urban+Rural |   | Perempuan/Female   |   |                                     |                               |                |  |                |                           |                 |
|---------------------------------|---|--|---|-------------------------------------|-------------------------------|----------------|--|----------------|---------------------------|-----------------|
| Provinsi<br>Province            | Tidak/<br>Belum<br>Pernah<br>Sekolah<br>No<br>Schooling | Tidak/Belum<br>Tamat SD<br>Did Not<br>Complete/<br>Not Yet<br>Completed<br>Primary<br>School | Pendidikan Tertinggi yang Ditamatkan/Educational Attainment |                                     |                               |                |  |                | Universitas<br>University | Jumlah<br>Total |
|                                 |   |  | Sekolah<br>Dasar<br>Primary<br>School                       | S L T P<br>Junior<br>High<br>School | S M T A<br>Senior High School |                | Diploma<br>I/II/III<br>Akademi<br>Diploma<br>I/II/III<br>Academy |                |                           |                 |
| (1)                             | (2)   | (3)  | (4)   | (5)                                 | (6)                           | (7)            | (8)  | (9)            | (10)                      |                 |
| Aceh                            | 440   | 4 381  | 9 932   | 10 904                              | 32 278                        | 3 310          | 5 980  | 6 809          | 74 034                    |                 |
| Sumatra Utara                   | 2 371   | 19 443   | 29 031  | 48 264                              | 90 746                        | 36 063         | 21 233   | 22 846         | 269 997                   |                 |
| Sumatra Barat                   | 541   | 8 691  | 9 397   | 11 726                              | 23 727                        | 10 003         | 6 545  | 9 186          | 79 816                    |                 |
| Riau                            | 2 401   | 9 770  | 19 837  | 21 875                              | 31 737                        | 12 756         | 8 477  | 10 484         | 117 337                   |                 |
| Jambi                           | 2 480   | 3 126  | 6 293   | 6 109                               | 10 180                        | 2 486          | 3 703  | 3 467          | 37 844                    |                 |
| Sumatra Selatan                 | 1 904   | 13 062   | 19 562  | 18 867                              | 43 426                        | 11 502         | 12 227   | 7 025          | 127 575                   |                 |
| Bengkulu                        | 123   | 1 210  | 1 777   | 2 427                               | 9 791                         | 1 966          | 1 092  | 1 509          | 19 895                    |                 |
| Lampung                         | 3 346   | 13 611   | 14 991  | 26 018                              | 36 666                        | 9 771          | 8 391  | 8 720          | 121 514                   |                 |
| Bangka Belitung                 | 668   | 1 909  | 4 089   | 1 426                               | 5 144                         | 2 345          | 1 423  | 1 961          | 18 965                    |                 |
| Kepulauan Riau                  | 389   | 2 006  | 2 292   | 2 631                               | 5 791                         | 2 637          | 2 112  | 569            | 18 427                    |                 |
| DKI Jakarta                     | 345   | 17 584   | 27 261  | 37 456                              | 73 272                        | 68 960         | 22 486   | 33 541         | 280 905                   |                 |
| Jawa Barat                      | 14 162  | 35 880   | 153 891   | 203 943                             | 159 302                       | 68 703         | 39 070   | 51 996         | 726 947                   |                 |
| Jawa Tengah                     | 25 756  | 51 833   | 97 460  | 122 842                             | 86 713                        | 61 845         | 29 820   | 41 711         | 517 980                   |                 |
| D.I. Yogyakarta                 | 362   | 710  | 3 126   | 5 640                               | 10 603                        | 9 030          | 2 738  | 10 918         | 43 127                    |                 |
| Jawa Timur                      | 7 137   | 15 968   | 48 022  | 65 204                              | 93 802                        | 47 433         | 19 107   | 35 977         | 332 650                   |                 |
| Banten                          | 14 953  | 44 145   | 80 950  | 70 027                              | 65 471                        | 35 802         | 22 799   | 23 539         | 357 686                   |                 |
| Bali                            | 2 326   | 2 859  | 5 218   | 3 439                               | 10 294                        | 6 206          | 2 205  | 2 926          | 35 473                    |                 |
| Nusa Tenggara Barat             | 6 401   | 5 641  | 5 470   | 6 912                               | 12 822                        | 3 281          | 2 552  | 3 571          | 46 650                    |                 |
| Nusa Tenggara Timur             | 1 069   | 3 526  | 5 242   | 3 195                               | 13 967                        | 5 503          | 2 132  | 3 771          | 38 405                    |                 |
| Kalimantan Barat                | 1 343   | 3 755  | 5 323   | 9 717                               | 11 681                        | 4 250          | 1 586  | 3 857          | 41 512                    |                 |
| Kalimantan Tengah               | 195   | 1 931  | 4 053   | 3 700                               | 6 489                         | 2 264          | 2 642  | 1 832          | 23 106                    |                 |
| Kalimantan Selatan              | 2 229   | 7 282  | 11 089  | 8 260                               | 9 545                         | 4 622          | 3 216  | 3 065          | 49 308                    |                 |
| Kalimantan Timur                | 1 327   | 10 244   | 13 017  | 15 206                              | 23 407                        | 11 749         | 7 247  | 6 551          | 88 748                    |                 |
| Sulawesi Utara                  | 225   | 6 045  | 7 163   | 10 052                              | 21 127                        | 8 431          | 3 879  | 5 402          | 62 324                    |                 |
| Sulawesi Tengah                 | 76  | 2 335  | 4 439   | 5 008                               | 13 487                        | 2 599          | 1 476  | 1 812          | 31 232                    |                 |
| Sulawesi Selatan                | 13 831  | 24 903   | 33 061  | 25 588                              | 45 006                        | 15 068         | 11 867   | 23 430         | 192 754                   |                 |
| Sulawesi Tenggara               | 351   | 897  | 2 359   | 2 730                               | 11 865                        | 2 410          | 2 275  | 4 145          | 27 032                    |                 |
| Gorontalo                       | 123   | 1 823  | 2 530   | 2 966                               | 2 802                         | 947            | 1 087  | 1 265          | 13 543                    |                 |
| Sulawesi Barat                  | 1 304   | 1 135  | 1 796   | 1 804                               | 1 807                         | 759            | 656  | 876            | 10 137                    |                 |
| Maluku                          | 941   | 3 307  | 5 096   | 4 966                               | 15 341                        | 2 770          | 2 975  | 3 570          | 38 966                    |                 |
| Maluku Utara                    |   | 1 019  | 1 325   | 2 930                               | 7 692                         | 985            | 774  | 1 381          | 16 106                    |                 |
| Papua Barat                     |   | 629  | 986   | 1 056                               | 4 597                         | 1 758          | 974  | 2 642          | 12 642                    |                 |
| Papua                           | 3 653   | 2 043  | 2 197   | 2 521                               | 8 304                         | 2 817          | 1 536  | 4 531          | 27 602                    |                 |
| <b>Jumlah/Total</b>             | <b>112 772</b>  | <b>322 703</b>   | <b>638 275</b>  | <b>765 409</b>                      | <b>998 882</b>                | <b>461 031</b> | <b>256 282</b>   | <b>344 885</b> | <b>3 900 239</b>          |                 |

**Tabel 28.1** Penduduk Berumur 15 Tahun ke Atas yang Termasuk Pengangguran Terbuka Menurut Golongan Umur dan Kategori Pengangguran Terbuka  
**Table 28.1** Population 15 Years of Age and Over Who Were Categorized Unemployment by Age Group and Unemployment Derivation (Agustus/August 2010)

| Perkotaan+Perdesaan/Urban+Rural |  | Laki-laki+Perempuan/Male+Female |                  |                |                  |
|---------------------------------|--|---------------------------------|------------------|----------------|------------------|
| Golongan Umur<br>Age Group      | Kategori Pengangguran Terbuka/Unemployment Derivation *) |                                 |                  |                | Jumlah<br>Total  |
|                                 | 1  | 2                               | 3                | 4              |                  |
| (1)                             | (2)  | (3)                             | (4)              | (5)            | (6)              |
| 15 - 19                         | 1 685 964  | 15 279                          | 350 742          | 93 483         | 2 145 468        |
| 20 - 24                         | 1 803 456  | 23 241                          | 252 793          | 98 106         | 2 177 596        |
| 25 - 29                         | 1 168 481  | 24 858                          | 147 448          | 90 603         | 1 431 390        |
| 30 - 34                         | 601 439  | 18 912                          | 89 417           | 77 309         | 787 077          |
| 35 - 39                         | 363 669  | 18 616                          | 53 032           | 58 144         | 493 461          |
| 40 - 44                         | 261 890  | 15 530                          | 74 316           | 19 602         | 371 338          |
| 45 - 49                         | 180 676  | 9 910                           | 71 694           | 11 305         | 273 585          |
| 50 - 54                         | 130 059  | 7 509                           | 58 225           | 7 282          | 203 075          |
| 55 - 59                         | 91 134   | 9 349                           | 53 042           | 9 153          | 162 678          |
| 60+                             | 139 798  | 8 323                           | 116 083          | 9 907          | 274 111          |
| <b>Jumlah/Total</b>             | <b>6 426 566</b>   | <b>151 527</b>                  | <b>1 266 792</b> | <b>474 894</b> | <b>8 319 779</b> |

Catatan/Note :

- \*) 1. Mencari Pekerjaan/Looking for Work  
 2. Mempersiapkan Usaha/Establishing a New Business/Firm  
 3. Merasa tidak Mungkin Mendapat Pekerjaan/Hopeless of Job  
 4. Sudah Punya Pekerjaan Tetapi Belum Mulai Bekerja/Have a Job in Future Start

**Tabel 28.2** Penduduk Berumur 15 Tahun ke Atas yang Termasuk Pengangguran Terbuka Menurut Golongan Umur dan Kategori Pengangguran Terbuka  
*Population 15 Years of Age and Over Who Were Categorized Unemployment by Age Group and Unemployment Derivation*  
 (Agustus/August 2010)

| Perkotaan/Urban            | Laki-laki+Perempuan/Male+Female                          |               |                |                |                  |
|----------------------------|--|---------------|----------------|----------------|------------------|
|                            | Kategori Pengangguran Terbuka/Unemployment Derivation *) |               |                |                | Jumlah Total     |
| Golongan Umur<br>Age Group | 1  | 2             | 3              | 4              |                  |
| (1)                        | (2)  | (3)           | (4)            | (5)            | (6)              |
| 15 - 19                    | 833 744  | 6 492         | 98 143         | 36 880         | 975 259          |
| 20 - 24                    | 1 028 946  | 13 943        | 84 745         | 49 157         | 1 176 791        |
| 25 - 29                    | 752 272  | 14 058        | 61 718         | 51 134         | 879 182          |
| 30 - 34                    | 408 680  | 11 369        | 48 237         | 44 060         | 512 346          |
| 35 - 39                    | 238 523  | 11 692        | 26 401         | 29 696         | 306 312          |
| 40 - 44                    | 180 306  | 9 562         | 43 406         | 10 110         | 243 384          |
| 45 - 49                    | 121 291  | 7 056         | 44 006         | 7 061          | 179 414          |
| 50 - 54                    | 86 786   | 5 636         | 33 179         | 3 619          | 129 220          |
| 55 - 59                    | 61 105   | 4 920         | 26 286         | 5 530          | 97 841           |
| 60+                        | 83 341   | 5 206         | 64 798         | 3 851          | 157 196          |
| <b>Jumlah/Total</b>        | <b>3 794 994</b>   | <b>89 934</b> | <b>530 919</b> | <b>241 098</b> | <b>4 656 945</b> |

Catatan/Note :

- \*) 1. Mencari Pekerjaan/Looking for Work  
 2. Mempersiapkan Usaha/Establishing a New Business/Firm  
 3. Merasa tidak Mungkin Mendapat Pekerjaan/Hopeless of Job  
 4. Sudah Punya Pekerjaan Tetapi Belum Mulai Bekerja/Have a Job in Future Start

**Tabel 28.3** Penduduk Berumur 15 Tahun ke Atas yang Termasuk Pengangguran Terbuka Menurut Golongan Umur dan Kategori Pengangguran Terbuka  
*Population 15 Years of Age and Over Who Were Categorized Unemployment by Age Group and Unemployment Derivation*  
 (Agustus/August 2010)

| Perdesaan/Rural            |  | Laki-laki+Perempuan/Male+Female |                |                |                  |
|----------------------------|--|---------------------------------|----------------|----------------|------------------|
| Golongan Umur<br>Age Group | Kategori Pengangguran Terbuka/Unemployment Derivation *) |                                 |                |                | Jumlah<br>Total  |
|                            | 1  | 2                               | 3              | 4              |                  |
| (1)                        | (2)  | (3)                             | (4)            | (5)            | (6)              |
| 15 - 19                    | 852 220  | 8 787                           | 252 599        | 56 603         | 1 170 209        |
| 20 - 24                    | 774 510  | 9 298                           | 168 048        | 48 949         | 1 000 805        |
| 25 - 29                    | 416 209  | 10 800                          | 85 730         | 39 469         | 552 208          |
| 30 - 34                    | 192 759  | 7 543                           | 41 180         | 33 249         | 274 731          |
| 35 - 39                    | 125 146  | 6 924                           | 26 631         | 28 448         | 187 149          |
| 40 - 44                    | 81 584   | 5 968                           | 30 910         | 9 492          | 127 954          |
| 45 - 49                    | 59 385   | 2 854                           | 27 688         | 4 244          | 94 171           |
| 50 - 54                    | 43 273   | 1 873                           | 25 046         | 3 663          | 73 855           |
| 55 - 59                    | 30 029   | 4 429                           | 26 756         | 3 623          | 64 837           |
| 60+                        | 56 457   | 3 117                           | 51 285         | 6 056          | 116 915          |
| <b>Jumlah/Total</b>        | <b>2 631 572</b>   | <b>61 593</b>                   | <b>735 873</b> | <b>233 796</b> | <b>3 662 834</b> |

Catatan/Note :

- \*) 1. Mencari Pekerjaan/Looking for Work  
 2. Mempersiapkan Usaha/Establishing a New Business/Firm  
 3. Merasa tidak Mungkin Mendapat Pekerjaan/Hopeless of Job  
 4. Sudah Punya Pekerjaan Tetapi Belum Mulai Bekerja/Have a Job in Future Start

**Tabel 28.4** Penduduk Berumur 15 Tahun ke Atas yang Termasuk Pengangguran Terbuka Menurut Golongan Umur dan Kategori Pengangguran Terbuka  
*Population 15 Years of Age and Over Who Were Categorized Unemployment by Age Group and Unemployment Derivation*  
 (Agustus/August 2010)

| Perkotaan+Perdesaan/Urban+Rural |  |               |                |                | Laki-laki/Male   |
|---------------------------------|--|---------------|----------------|----------------|------------------|
| Golongan Umur<br>Age Group      | Kategori Pengangguran Terbuka/Unemployment Derivation *) |               |                |                | Jumlah<br>Total  |
|                                 | 1  | 2             | 3              | 4              |                  |
| (1)                             | (2)  | (3)           | (4)            | (5)            | (6)              |
| 15 - 19                         | 942 500  | 10 524        | 242 131        | 41 745         | 1 236 900        |
| 20 - 24                         | 1 062 243  | 13 210        | 183 092        | 35 342         | 1 293 887        |
| 25 - 29                         | 639 204  | 10 587        | 102 495        | 29 738         | 782 024          |
| 30 - 34                         | 305 967  | 6 918         | 52 090         | 16 686         | 381 661          |
| 35 - 39                         | 164 065  | 5 977         | 29 358         | 9 680          | 209 080          |
| 40 - 44                         | 123 030  | 6 676         | 26 313         | 8 448          | 164 467          |
| 45 - 49                         | 78 643   | 4 042         | 30 254         | 3 226          | 116 165          |
| 50 - 54                         | 60 944   | 3 829         | 23 221         | 3 003          | 90 997           |
| 55 - 59                         | 32 019   | 8 322         | 22 028         | 3 457          | 65 826           |
| 60+                             | 27 636   | 3 697         | 43 234         | 3 966          | 78 533           |
| <b>Jumlah/Total</b>             | <b>3 436 251</b>   | <b>73 782</b> | <b>754 216</b> | <b>155 291</b> | <b>4 419 540</b> |

Catatan/Note :

- \*) 1. Mencari Pekerjaan/Looking for Work  
 2. Mempersiapkan Usaha/Establishing a New Business/Firm  
 3. Merasa tidak Mungkin Mendapat Pekerjaan/Hopeless of Job  
 4. Sudah Punya Pekerjaan Tetapi Belum Mulai Bekerja/Have a Job in Future Start



**Tabel 28.5** Penduduk Berumur 15 Tahun ke Atas yang Termasuk Pengangguran Terbuka Menurut Golongan Umur dan Kategori Pengangguran Terbuka  
*Population 15 Years of Age and Over Who Were Categorized Unemployment by Age Group and Unemployment Derivation*  
 (Agustus/August 2010)

| Perkotaan+Perdesaan/Urban+Rural |  |               |                |                | Perempuan/Female |
|---------------------------------|--|---------------|----------------|----------------|------------------|
| Golongan Umur<br>Age Group      | Kategori Pengangguran Terbuka/Unemployment Derivation *) |               |                |                | Jumlah<br>Total  |
|                                 | 1  | 2             | 3              | 4              |                  |
| (1)                             | (2)  | (3)           | (4)            | (5)            | (6)              |
| 15 - 19                         | 743 464  | 4 755         | 108 611        | 51 738         | 908 568          |
| 20 - 24                         | 741 213  | 10 031        | 69 701         | 62 764         | 883 709          |
| 25 - 29                         | 529 277  | 14 271        | 44 953         | 60 865         | 649 366          |
| 30 - 34                         | 295 472  | 11 994        | 37 327         | 60 623         | 405 416          |
| 35 - 39                         | 199 604  | 12 639        | 23 674         | 48 464         | 284 381          |
| 40 - 44                         | 138 860  | 8 854         | 48 003         | 11 154         | 206 871          |
| 45 - 49                         | 102 033  | 5 868         | 41 440         | 8 079          | 157 420          |
| 50 - 54                         | 69 115   | 3 680         | 35 004         | 4 279          | 112 078          |
| 55 - 59                         | 59 115   | 1 027         | 31 014         | 5 696          | 96 852           |
| 60+                             | 112 162  | 4 626         | 72 849         | 5 941          | 195 578          |
| <b>Jumlah/Total</b>             | <b>2 990 315</b>   | <b>77 745</b> | <b>512 576</b> | <b>319 603</b> | <b>3 900 239</b> |

Catatan/Note :

- \*) 1. Mencari Pekerjaan/Looking for Work  
 2. Mempersiapkan Usaha/Establishing a New Business/Firm  
 3. Merasa tidak Mungkin Mendapat Pekerjaan/Hopeless of Job  
 4. Sudah Punya Pekerjaan Tetapi Belum Mulai Bekerja/Have a Job in Future Start

Tabel 29.1 Penduduk Berumur 15 Tahun ke Atas yang Termasuk Pengangguran Terbuka Menurut Pendidikan Tertinggi yang Ditamatkan dan Kategori Pengangguran Terbuka  
 Table Population 15 Years of Age and Over Who Were Categorized Unemployment by Educational Attainment and Unemployment Derivation (Agustus/August 2010)

| Perkotaan+Perdesaan/Urban+Rural                                   |   | Laki-laki+Perempuan/Male+Female |           |         |              |
|---|---|---------------------------------|-----------|---------|--------------|
| Pendidikan Tertinggi yang Ditamatkan<br>Educational Attainment *) | Kategori Pengangguran Terbuka/Unemployment Derivation **) |                                 |           |         | Jumlah Total |
|   | 1   | 2                               | 3         | 4       |              |
| (1)   | (2)   | (3)                             | (4)       | (5)     | (6)          |
| 0   | 79 736  | 2 857                           | 68 524    | 6 469   | 157 586      |
| 1   | 354 902   | 13 881                          | 191 948   | 39 490  | 600 221      |
| 2   | 944 445   | 24 304                          | 345 251   | 88 858  | 1 402 858    |
| 3   | 1 220 922   | 27 046                          | 298 805   | 114 676 | 1 661 449    |
| 4   | 1 817 130   | 32 272                          | 189 617   | 110 104 | 2 149 123    |
| 5   | 1 075 162   | 19 039                          | 60 092    | 40 899  | 1 195 192    |
| 6   | 346 936   | 12 102                          | 50 438    | 33 746  | 443 222      |
| 7   | 587 333   | 20 026                          | 62 117    | 40 652  | 710 128      |
| Jumlah/Total  | 6 426 566   | 151 527                         | 1 266 792 | 474 894 | 8 319 779    |

Catatan/Note :

- \*) 0. Tidak/belum pernah sekolah/No Schooling  
 1. Tidak/belum tamat SD/Did Not Complete/Not Yet Completed Primary School  
 2. Sekolah Dasar/Primary School  
 3. SLTP/Junior High School  
 4. SMTA Umum/Senior High School (General)  
 5. SMTA Kejuruan/Senior High School (Vocational)  
 6. Diploma I/II/III/Akademi/Diploma I/II/III/Academy  
 7. Universitas/University
- \*\*\*) 1. Mencari Pekerjaan/Looking for Work  
 2. Mempersiapkan Usaha/Establishing a New Business/Firm  
 3. Merasa tidak Mungkin Mendapat Pekerjaan/Hopeless of Job  
 4. Sudah Punya Pekerjaan Tetapi Belum Mulai Bekerja/Have a Job in Future Start

Tabel 29.2 Penduduk Berumur 15 Tahun ke Atas yang Termasuk Pengangguran Terbuka Menurut Pendidikan Tertinggi yang Ditamatkan dan Kategori Pengangguran Terbuka  
 Table Population 15 Years of Age and Over Who Were Categorized Unemployment by Educational Attainment and Unemployment Derivation  
 (Agustus/August 2010)

| Perkotaan/Urban   |   | Laki-laki+Perempuan/Male+Female |         |         |              |
|---|---|---------------------------------|---------|---------|--------------|
| Pendidikan Tertinggi yang Ditamatkan<br>Educational Attainment *) | Kategori Pengangguran Terbuka/Unemployment Derivation **) |                                 |         |         | Jumlah Total |
|   | 1   | 2                               | 3       | 4       |              |
| (1)   | (2)   | (3)                             | (4)     | (5)     | (6)          |
| 0   | 27 814  | 783                             | 22 311  | 1 674   | 52 582       |
| 1   | 170 896   | 8 309                           | 69 470  | 14 962  | 263 637      |
| 2   | 402 830   | 10 569                          | 116 797 | 30 205  | 560 401      |
| 3   | 612 405   | 13 791                          | 116 637 | 49 835  | 792 668      |
| 4   | 1 142 490   | 20 803                          | 106 226 | 69 842  | 1 339 361    |
| 5   | 784 949   | 14 167                          | 36 428  | 28 455  | 863 999      |
| 6   | 228 761   | 8 343                           | 30 808  | 20 900  | 288 812      |
| 7   | 424 849   | 13 169                          | 32 242  | 25 225  | 495 485      |
| Jumlah/Total  | 3 794 994   | 89 934                          | 530 919 | 241 098 | 4 656 945    |

Catatan/Note :

- \*) 0. Tidak/belum pernah sekolah/No Schooling  
 1. Tidak/belum tamat SD/Did Not Complete/Not Yet Completed Primary School  
 2. Sekolah Dasar/Primary School  
 3. SLTP/Junior High School  
 4. SMTA Umum/Senior High School (General)  
 5. SMTA Kejuruan/Senior High School (Vocational)  
 6. Diploma I/II/III/Akademi/Diploma I/II/III/Academy  
 7. Universitas/University
- \*\*) 1. Mencari Pekerjaan/Looking for Work  
 2. Mempersiapkan Usaha/Establishing a New Business/Firm  
 3. Merasa tidak Mungkin Mendapat Pekerjaan/Hopeless of Job  
 4. Sudah Punya Pekerjaan Tetapi Belum Mulai Bekerja/Have a Job in Future Start

Tabel 29.3 Penduduk Berumur 15 Tahun ke Atas yang Termasuk Pengangguran Terbuka Menurut Pendidikan Tertinggi yang Ditamatkan dan Kategori Pengangguran Terbuka  
 Table Population 15 Years of Age and Over Who Were Categorized Unemployment by Educational Attainment and Unemployment Derivation  
 (Agustus/August 2010)

| Perdesaan/Rural   |   | Laki-laki+Perempuan/Male+Female |         |         |              |
|---|---|---------------------------------|---------|---------|--------------|
| Pendidikan Tertinggi yang Ditamatkan<br>Educational Attainment *) | Kategori Pengangguran Terbuka/Unemployment Derivation **) |                                 |         |         | Jumlah Total |
|   | 1   | 2                               | 3       | 4       |              |
| (1)   | (2)   | (3)                             | (4)     | (5)     | (6)          |
| 0   | 51 922  | 2 074                           | 46 213  | 4 795   | 105 004      |
| 1   | 184 006   | 5 572                           | 122 478 | 24 528  | 336 584      |
| 2   | 541 615   | 13 735                          | 228 454 | 58 653  | 842 457      |
| 3   | 608 517   | 13 255                          | 182 168 | 64 841  | 868 781      |
| 4   | 674 640   | 11 469                          | 83 391  | 40 262  | 809 762      |
| 5   | 290 213   | 4 872                           | 23 664  | 12 444  | 331 193      |
| 6   | 118 175   | 3 759                           | 19 630  | 12 846  | 154 410      |
| 7   | 162 484   | 6 857                           | 29 875  | 15 427  | 214 643      |
| Jumlah/Total  | 2 631 572   | 61 593                          | 735 873 | 233 796 | 3 662 834    |

Catatan/Note :

- \*) 0. Tidak/belum pernah sekolah/No Schooling  
 1. Tidak/belum tamat SD/Did Not Complete/Not Yet Completed Primary School  
 2. Sekolah Dasar/Primary School  
 3. SLTP/Junior High School  
 4. SMTA Umum/Senior High School (General)  
 5. SMTA Kejuruan/Senior High School (Vocational)  
 6. Diploma I/II/III/Akademi/Diploma I/II/III/Academy  
 7. Universitas/University
- \*\*) 1. Mencari Pekerjaan/Looking for Work  
 2. Mempersiapkan Usaha/Establishing a New Business/Firm  
 3. Merasa tidak mungkin Mendapat Pekerjaan/Hopeless of Job  
 4. Sudah Punya Pekerjaan Tetapi Belum Mulai Bekerja/Have a Job in Future Start

Tabel 29.4  
Table

Penduduk Berumur 15 Tahun ke Atas yang Termasuk Pengangguran Terbuka Menurut Pendidikan Tertinggi yang Ditamatkan dan Kategori Pengangguran Terbuka  
Population 15 Years of Age and Over Who Were Categorized Unemployment by Educational Attainment and Unemployment Derivation  
(Agustus/August 2010)

| Perkotaan+Perdesaan/Urban+Rural                                   |   |        |         |         | Laki-laki/Male |
|---|---|--------|---------|---------|----------------|
| Pendidikan Tertinggi yang Ditamatkan<br>Educational Attainment *) | Kategori Pengangguran Terbuka/Unemployment Derivation **) |        |         |         | Jumlah Total   |
|   | 1   | 2      | 3       | 4       |                |
| (1)   | (2)   | (3)    | (4)     | (5)     | (6)            |
| 0   | 17 854  | 1 094  | 24 097  | 1 769   | 44 814         |
| 1   | 155 328   | 8 447  | 100 570 | 13 173  | 277 518        |
| 2   | 506 021   | 11 809 | 219 825 | 26 928  | 764 583        |
| 3   | 646 872   | 13 930 | 197 774 | 37 464  | 896 040        |
| 4   | 981 337   | 17 059 | 114 273 | 37 572  | 1 150 241      |
| 5   | 672 341   | 8 843  | 37 253  | 15 724  | 734 161        |
| 6   | 149 328   | 4 076  | 24 078  | 9 458   | 186 940        |
| 7   | 307 170   | 8 524  | 36 346  | 13 203  | 365 243        |
| Jumlah/Total  | 3 436 251   | 73 782 | 754 216 | 155 291 | 4 419 540      |

Catatan/Note :

- \*) 0. Tidak/belum pernah sekolah/No Schooling  
 1. Tidak/belum tamat SD/Did Not Complete/Not Yet Completed Primary School  
 2. Sekolah Dasar/Primary School  
 3. SLTP/Junior High School  
 4. SMTA Umum/Senior High School (General)  
 5. SMTA Kejuruan/Senior High School (Vocational)  
 6. Diploma I/II/III/Akademi/Diploma I/II/III/Academy  
 7. Universitas/University

- \*\*) 1. Mencari Pekerjaan/Looking for Work  
 2. Mempersiapkan Usaha/Establishing a New Business/Firm  
 3. Merasa tidak Mungkin Mendapat Pekerjaan/Hopeless of Job  
 4. Sudah Punya Pekerjaan Tetapi Belum Mulai Bekerja/Have a Job in Future Start

Tabel 29.5  
Table

Penduduk Berumur 15 Tahun ke Atas yang Termasuk Pengangguran Terbuka Menurut Pendidikan Tertinggi yang Ditamatkan dan Kategori Pengangguran Terbuka  
Population 15 Years of Age and Over Who Were Categorized Unemployment by Educational Attainment and Unemployment Derivation  
(Agustus/August 2010)

| Perkotaan+Perdesaan/Urban+Rural                                   |   |        |         |         | Perempuan/Female |
|---|---|--------|---------|---------|------------------|
| Pendidikan Tertinggi yang Ditamatkan<br>Educational Attainment *) | Kategori Pengangguran Terbuka/Unemployment Derivation **) |        |         |         | Jumlah Total     |
|   | 1   | 2      | 3       | 4       |                  |
| (1)   | (2)   | (3)    | (4)     | (5)     | (6)              |
| 0   | 61 882  | 1 763  | 44 427  | 4 700   | 112 772          |
| 1   | 199 574   | 5 434  | 91 378  | 26 317  | 322 703          |
| 2   | 438 424   | 12 495 | 125 426 | 61 930  | 638 275          |
| 3   | 574 050   | 13 116 | 101 031 | 77 212  | 765 409          |
| 4   | 835 793   | 15 213 | 75 344  | 72 532  | 998 882          |
| 5   | 402 821   | 10 196 | 22 839  | 25 175  | 461 031          |
| 6   | 197 608   | 8 026  | 26 360  | 24 288  | 256 282          |
| 7   | 280 163   | 11 502 | 25 771  | 27 449  | 344 885          |
| Jumlah/Total  | 2 990 315   | 77 745 | 512 576 | 319 603 | 3 900 239        |

Catatan/Note :

- \*) 0. Tidak/belum pernah sekolah/No Schooling  
 1. Tidak/belum tamat SD/Did Not Complete/Not Yet Completed Primary School  
 2. Sekolah Dasar/Primary School  
 3. SLTP/Junior High School  
 4. SMTA Umum/Senior High School (General)  
 5. SMTA Kejuruan/Senior High School (Vocational)  
 6. Diploma I/II/III/Akademi/Diploma I/II/III/Academy  
 7. Universitas/University
- \*\*) 1. Mencari Pekerjaan/Looking for Work  
 2. Mempersiapkan Usaha/Establishing a New Business/Firm  
 3. Merasa tidak Mungkin Mendapat Pekerjaan/Hopeless of Job  
 4. Sudah Punya Pekerjaan Tetapi Belum Mulai Bekerja/Have a Job in Future Start

Tabel 30.1 Penduduk Berumur 15 Tahun ke Atas yang Termasuk Pengangguran Terbuka Menurut Provinsi dan Kategori Pengangguran Terbuka  
 Table 30.1 Population 15 Years of Age and Over Who Were Categorized Unemployment by Province and Unemployment Derivation (Agustus/August 2010)

| Provinsi<br>Province | Kategori Pengangguran Terbuka/Unemployment Derivation*) |         |           |         | Jumlah<br>Total |
|----------------------|---|---------|-----------|---------|-----------------|
|                      | 1   | 2       | 3         | 4       |                 |
|                      | (1)   | (2)     | (3)       | (4)     |                 |
| Aceh                 | 125 312   | 2 428   | 25 991    | 8 534   | 162 265         |
| Sumatra Utara        | 367 681   | 4 810   | 85 282    | 34 033  | 491 806         |
| Sumatra Barat        | 99 719  | 2 398   | 40 013    | 10 456  | 152 586         |
| Riau                 | 151 754   | 2 463   | 35 296    | 17 734  | 207 247         |
| Jambi                | 63 541  | 1 755   | 13 347    | 4 635   | 83 278          |
| Sumatra Selatan      | 186 015   | 3 197   | 34 662    | 19 977  | 243 851         |
| Bengkulu             | 33 498  | 845     | 3 791     | 1 151   | 39 285          |
| Lampung              | 142 511   | 2 992   | 49 582    | 25 534  | 220 619         |
| Bangka Belitung      | 27 888  | 978     | 5 013     | 1 048   | 34 927          |
| Kepulauan Riau       | 47 469  | 1 081   | 4 447     | 4 052   | 57 049          |
| DKI Jakarta          | 492 369   | 10 844  | 50 286    | 29 344  | 582 843         |
| Jawa Barat           | 1 533 607   | 32 347  | 300 888   | 84 549  | 1 951 391       |
| Jawa Tengah          | 835 188   | 18 644  | 138 769   | 54 282  | 1 046 883       |
| D.I. Yogyakarta      | 97 369  | 6 094   | 2 059     | 1 626   | 107 148         |
| Jawa Timur           | 657 692   | 13 152  | 107 212   | 50 887  | 828 943         |
| Banten               | 556 276   | 14 721  | 133 898   | 21 482  | 726 377         |
| Bali                 | 57 714  | 2 699   | 4 204     | 4 174   | 68 791          |
| Nusa Tenggara Barat  | 66 964  | 2 401   | 39 249    | 10 529  | 119 143         |
| Nusa Tenggara Timur  | 54 709  | 2 288   | 11 765    | 2 390   | 71 152          |
| Kalimantan Barat     | 81 839  | 2 074   | 12 559    | 5 148   | 101 620         |
| Kalimantan Tengah    | 35 489  | 2 071   | 3 986     | 2 607   | 44 153          |
| Kalimantan Selatan   | 49 259  | 3 897   | 28 955    | 14 563  | 96 674          |
| Kalimantan Timur     | 132 868   | 3 226   | 19 696    | 10 767  | 166 557         |
| Sulawesi Utara       | 75 377  | 2 758   | 14 053    | 7 447   | 99 635          |
| Sulawesi Tengah      | 47 926  | 842     | 5 151     | 2 309   | 56 228          |
| Sulawesi Selatan     | 208 439   | 5 529   | 59 030    | 25 954  | 298 952         |
| Sulawesi Tenggara    | 40 728  | 1 880   | 2 372     | 3 241   | 48 221          |
| Gorontalo            | 18 094  | 347     | 3 392     | 1 740   | 23 573          |
| Sulawesi Barat       | 7 370   | 490     | 6 362     | 3 082   | 17 304          |
| Maluku               | 52 876  | 1 132   | 8 088     | 2 813   | 64 909          |
| Maluku Utara         | 22 473  | 569     | 2 080     | 1 275   | 26 397          |
| Papua Barat          | 21 077  | 160     | 3 551     | 1 553   | 26 341          |
| Papua                | 35 475  | 415     | 11 763    | 5 978   | 53 631          |
| Jumlah/Total         | 6 426 566   | 151 527 | 1 266 792 | 474 894 | 8 319 779       |

Catatan/Note :

- \*) 1. Mencari Pekerjaan/Looking for Work
2. Mempersiapkan Usaha/Establishing a New Business/Firm
3. Merasa tidak Mungkin Mendapat Pekerjaan/Hopeless of Job
4. Sudah Punya Pekerjaan Tetapi Belum Mulai Bekerja/Have a Job in Future Start

Tabel 30.2 Penduduk Berumur 15 Tahun ke Atas yang Termasuk Pengangguran Terbuka Menurut Provinsi dan Kategori Pengangguran Terbuka  
 Table 30.2 Population 15 Years of Age and Over Who Were Categorized Unemployment by Province and Unemployment Derivation (Agustus/August 2010)

| Provinsi<br>Province | Kategori Pengangguran Terbuka/Unemployment Derivation*) |               |                |                | Jumlah<br>Total  |
|----------------------|---|---------------|----------------|----------------|------------------|
|                      | 1   | 2             | 3              | 4              |                  |
|                      | (1)   | (2)           | (3)            | (4)            |                  |
| Aceh                 | 47 621  | 816           | 5 517          | 2 574          | 56 528           |
| Sumatra Utara        | 229 299   | 2 850         | 42 008         | 17 518         | 291 675          |
| Sumatra Barat        | 52 305  | 335           | 10 387         | 4 527          | 67 554           |
| Riau                 | 64 561  | 983           | 9 045          | 6 266          | 80 855           |
| Jambi                | 19 470  | 225           | 2 721          | 366            | 22 782           |
| Sumatra Selatan      | 110 769   | 2 090         | 13 164         | 12 315         | 138 338          |
| Bengkulu             | 17 428  | 275           | 1 417          | 482            | 19 602           |
| Lampung              | 58 832  | 1 169         | 13 584         | 7 345          | 80 930           |
| Bangka Belitung      | 15 741  | 863           | 2 637          | 481            | 19 722           |
| Kepulauan Riau       | 42 599  | 893           | 3 619          | 2 195          | 49 306           |
| DKI Jakarta          | 492 369   | 10 844        | 50 286         | 29 344         | 582 843          |
| Jawa Barat           | 935 343   | 16 306        | 125 671        | 49 287         | 1 126 607        |
| Jawa Tengah          | 393 542   | 11 638        | 50 442         | 27 393         | 483 015          |
| D.I. Yogyakarta      | 66 655  | 5 106         | 1 218          | 1 626          | 74 605           |
| Jawa Timur           | 372 797   | 9 788         | 52 270         | 26 081         | 460 936          |
| Banten               | 353 058   | 10 306        | 63 790         | 9 356          | 436 510          |
| Bali                 | 42 040  | 2 357         | 3 432          | 3 634          | 51 463           |
| Nusa Tenggara Barat  | 35 438  | 917           | 15 478         | 4 938          | 56 771           |
| Nusa Tenggara Timur  | 25 998  | 910           | 3 079          | 731            | 30 718           |
| Kalimantan Barat     | 37 634  | 160           | 5 710          | 1 401          | 44 905           |
| Kalimantan Tengah    | 17 246  | 1 073         | 1 046          | 1 031          | 20 396           |
| Kalimantan Selatan   | 25 774  | 1 792         | 12 364         | 7 516          | 47 446           |
| Kalimantan Timur     | 81 518  | 1 849         | 8 494          | 5 099          | 96 960           |
| Sulawesi Utara       | 34 531  | 1 044         | 4 659          | 3 932          | 44 166           |
| Sulawesi Tengah      | 18 999  | 355           | 2 035          | 1 113          | 22 502           |
| Sulawesi Selatan     | 102 471   | 2 708         | 17 347         | 7 741          | 130 267          |
| Sulawesi Tenggara    | 23 858  | 876           | 677            | 1 484          | 26 895           |
| Gorontalo            | 6 440   | -             | 363            | 313            | 7 116            |
| Sulawesi Barat       | 1 726   | 52            | 1 993          | 886            | 4 657            |
| Maluku               | 25 197  | 579           | 1 461          | 1 805          | 29 042           |
| Maluku Utara         | 10 983  | 378           | 353            | 342            | 12 056           |
| Papua Barat          | 13 353  | 130           | 681            | 681            | 14 845           |
| Papua                | 19 399  | 267           | 3 971          | 1 295          | 24 932           |
| <b>Jumlah/Total</b>  | <b>3 794 994</b>  | <b>89 934</b> | <b>530 919</b> | <b>241 098</b> | <b>4 656 945</b> |

Catatan/Note :

- \*) 1. Mencari Pekerjaan/Looking for Work
- 2. Mempersiapkan Usaha/Establishing a New Business/Firm
- 3. Merasa tidak Mungkin Mendapat Pekerjaan/Hopeless of Job
- 4. Sudah Punya Pekerjaan Tetapi Belum Mulai Bekerja/Have a Job in Future Start



Tabel 30.3 Penduduk Berumur 15 Tahun ke Atas yang Termasuk Pengangguran Terbuka Menurut Provinsi dan Kategori Pengangguran Terbuka  
 Table 30.3 Population 15 Years of Age and Over Who Were Categorized Unemployment by Province and Unemployment Derivation (Agustus/August 2010)

| Provinsi<br>Province | Kategori Pengangguran Terbuka/Unemployment Derivation*) |               |                |                | Jumlah<br>Total  |
|----------------------|---|---------------|----------------|----------------|------------------|
|                      | 1   | 2             | 3              | 4              |                  |
|                      | (1)   | (2)           | (3)            | (4)            |                  |
| Aceh                 | 77 691  | 1 612         | 20 474         | 5 960          | 105 737          |
| Sumatra Utara        | 138 382   | 1 960         | 43 274         | 16 515         | 200 131          |
| Sumatra Barat        | 47 414  | 2 063         | 29 626         | 5 929          | 85 032           |
| Riau                 | 87 193  | 1 480         | 26 251         | 11 468         | 126 392          |
| Jambi                | 44 071  | 1 530         | 10 626         | 4 269          | 60 496           |
| Sumatra Selatan      | 75 246  | 1 107         | 21 498         | 7 662          | 105 513          |
| Bengkulu             | 16 070  | 570           | 2 374          | 669            | 19 683           |
| Lampung              | 83 679  | 1 823         | 35 998         | 18 189         | 139 689          |
| Bangka Belitung      | 12 147  | 115           | 2 376          | 567            | 15 205           |
| Kepulauan Riau       | 4 870   | 188           | 828            | 1 857          | 7 743            |
| DKI Jakarta          | -   | -             | -              | -              | -                |
| Jawa Barat           | 598 264   | 16 041        | 175 217        | 35 262         | 824 784          |
| Jawa Tengah          | 441 646   | 7 006         | 88 327         | 26 889         | 563 868          |
| D.I. Yogyakarta      | 30 714  | 988           | 841            |                | 32 543           |
| Jawa Timur           | 284 895   | 3 364         | 54 942         | 24 806         | 368 007          |
| Banten               | 203 218   | 4 415         | 70 108         | 12 126         | 289 867          |
| Bali                 | 15 674  | 342           | 772            | 540            | 17 328           |
| Nusa Tenggara Barat  | 31 526  | 1 484         | 23 771         | 5 591          | 62 372           |
| Nusa Tenggara Timur  | 28 711  | 1 378         | 8 686          | 1 659          | 40 434           |
| Kalimantan Barat     | 44 205  | 1 914         | 6 849          | 3 747          | 56 715           |
| Kalimantan Tengah    | 18 243  | 998           | 2 940          | 1 576          | 23 757           |
| Kalimantan Selatan   | 23 485  | 2 105         | 16 591         | 7 047          | 49 228           |
| Kalimantan Timur     | 51 350  | 1 377         | 11 202         | 5 668          | 69 597           |
| Sulawesi Utara       | 40 846  | 1 714         | 9 394          | 3 515          | 55 469           |
| Sulawesi Tengah      | 28 927  | 487           | 3 116          | 1 196          | 33 726           |
| Sulawesi Selatan     | 105 968   | 2 821         | 41 683         | 18 213         | 168 685          |
| Sulawesi Tenggara    | 16 870  | 1 004         | 1 695          | 1 757          | 21 326           |
| Gorontalo            | 11 654  | 347           | 3 029          | 1 427          | 16 457           |
| Sulawesi Barat       | 5 644   | 438           | 4 369          | 2 196          | 12 647           |
| Maluku               | 27 679  | 553           | 6 627          | 1 008          | 35 867           |
| Maluku Utara         | 11 490  | 191           | 1 727          | 933            | 14 341           |
| Papua Barat          | 7 724   | 30            | 2 870          | 872            | 11 496           |
| Papua                | 16 076  | 148           | 7 792          | 4 683          | 28 699           |
| <b>Jumlah/Total</b>  | <b>2 631 572</b>  | <b>61 593</b> | <b>735 873</b> | <b>233 796</b> | <b>3 662 834</b> |

Catatan/Note :

- \*) 1. Mencari Pekerjaan/Looking for Work
- 2. Mempersiapkan Usaha/Establishing a New Business/Firm
- 3. Merasa tidak Mungkin Mendapat Pekerjaan/Hopeless of Job
- 4. Sudah Punya Pekerjaan Tetapi Belum Mulai Bekerja/Have a Job in Future Start

Tabel 30.4 Penduduk Berumur 15 Tahun ke Atas yang Termasuk Pengangguran Terbuka Menurut Provinsi dan Kategori Pengangguran Terbuka  
 Table 30.4 Population 15 Years of Age and Over Who Were Categorized Unemployment by Province and Unemployment Derivation (Agustus/August 2010)

| Provinsi<br>Province | Kategori Pengangguran Terbuka/Unemployment Derivation*) |               |                |                | Jumlah<br>Total  |
|----------------------|---|---------------|----------------|----------------|------------------|
|                      | 1   | 2             | 3              | 4              |                  |
|                      | (1)   | (2)           | (3)            | (4)            |                  |
| Aceh                 | 66 421  | 1 188         | 17 052         | 3 570          | 88 231           |
| Sumatra Utara        | 170 687   | 790           | 43 878         | 6 454          | 221 809          |
| Sumatra Barat        | 47 437  | 607           | 22 888         | 1 838          | 72 770           |
| Riau                 | 66 060  | 825           | 18 360         | 4 665          | 89 910           |
| Jambi                | 33 177  | 1 085         | 8 871          | 2 301          | 45 434           |
| Sumatra Selatan      | 88 021  | 1 458         | 20 733         | 6 064          | 116 276          |
| Bengkulu             | 15 601  | 678           | 2 767          | 344            | 19 390           |
| Lampung              | 68 064  | 1 025         | 24 059         | 5 957          | 99 105           |
| Bangka Belitung      | 13 137  | 627           | 2 063          | 135            | 15 962           |
| Kepulauan Riau       | 35 653  |               | 2 081          | 888            | 38 622           |
| DKI Jakarta          | 265 397   | 5 039         | 25 683         | 5 819          | 301 938          |
| Jawa Barat           | 956 387   | 23 065        | 210 750        | 34 242         | 1 224 444        |
| Jawa Tengah          | 431 576   | 7 599         | 71 689         | 18 039         | 528 903          |
| D.I. Yogyakarta      | 57 286  | 4 332         | 1 553          | 850            | 64 021           |
| Jawa Timur           | 390 165   | 5 360         | 72 974         | 27 794         | 496 293          |
| Banten               | 274 589   | 5 750         | 83 129         | 5 223          | 368 691          |
| Bali                 | 27 878  | 1 737         | 1 650          | 2 053          | 33 318           |
| Nusa Tenggara Barat  | 42 005  | 1 816         | 24 737         | 3 935          | 72 493           |
| Nusa Tenggara Timur  | 21 942  | 862           | 8 689          | 1 254          | 32 747           |
| Kalimantan Barat     | 46 902  | 938           | 9 264          | 3 004          | 60 108           |
| Kalimantan Tengah    | 16 062  | 1 048         | 2 651          | 1 286          | 21 047           |
| Kalimantan Selatan   | 28 370  | 2 250         | 15 080         | 1 666          | 47 366           |
| Kalimantan Timur     | 66 929  | 825           | 6 970          | 3 085          | 77 809           |
| Sulawesi Utara       | 27 545  | 955           | 5 985          | 2 826          | 37 311           |
| Sulawesi Tengah      | 20 254  | 452           | 3 159          | 1 131          | 24 996           |
| Sulawesi Selatan     | 69 706  | 1 792         | 28 524         | 6 176          | 106 198          |
| Sulawesi Tenggara    | 17 776  | 712           | 1 823          | 878            | 21 189           |
| Gorontalo            | 7 936   | 113           | 1 751          | 230            | 10 030           |
| Sulawesi Barat       | 4 624   | 96            | 2 391          | 56             | 7 167            |
| Maluku               | 21 189  | 234           | 3 955          | 565            | 25 943           |
| Maluku Utara         | 8 376   | 216           | 1 209          | 490            | 10 291           |
| Papua Barat          | 10 246  | 160           | 2 619          | 674            | 13 699           |
| Papua                | 18 853  | 148           | 5 229          | 1 799          | 26 029           |
| <b>Jumlah/Total</b>  | <b>3 436 251</b>  | <b>73 782</b> | <b>754 216</b> | <b>155 291</b> | <b>4 419 540</b> |

Catatan/Note :

- \*) 1. Mencari Pekerjaan/Looking for Work
- 2. Mempersiapkan Usaha/Establishing a New Business/Firm
- 3. Merasa tidak Mungkin Mendapat Pekerjaan/Hopeless of Job
- 4. Sudah Punya Pekerjaan Tetapi Belum Mulai Bekerja/Have a Job in Future Start

Tabel 30.5 Penduduk Berumur 15 Tahun ke Atas yang Termasuk Pengangguran Terbuka Menurut Provinsi dan Kategori Pengangguran Terbuka  
 Table 30.5 Population 15 Years of Age and Over Who Were Categorized Unemployment by Province and Unemployment Derivation (Agustus/August 2010)

| Provinsi<br>Province | Kategori Pengangguran Terbuka/Unemployment Derivation*) |               |                |                | Jumlah<br>Total  |
|----------------------|---|---------------|----------------|----------------|------------------|
|                      | 1   | 2             | 3              | 4              |                  |
|                      | (1)   | (2)           | (3)            | (4)            |                  |
| Aceh                 | 58 891  | 1 240         | 8 939          | 4 964          | 74 034           |
| Sumatra Utara        | 196 994   | 4 020         | 41 404         | 27 579         | 269 997          |
| Sumatra Barat        | 52 282  | 1 791         | 17 125         | 8 618          | 79 816           |
| Riau                 | 85 694  | 1 638         | 16 936         | 13 069         | 117 337          |
| Jambi                | 30 364  | 670           | 4 476          | 2 334          | 37 844           |
| Sumatra Selatan      | 97 994  | 1 739         | 13 929         | 13 913         | 127 575          |
| Bengkulu             | 17 897  | 167           | 1 024          | 807            | 19 895           |
| Lampung              | 74 447  | 1 967         | 25 523         | 19 577         | 121 514          |
| Bangka Belitung      | 14 751  | 351           | 2 950          | 913            | 18 965           |
| Kepulauan Riau       | 11 816  | 1 081         | 2 366          | 3 164          | 18 427           |
| DKI Jakarta          | 226 972   | 5 805         | 24 603         | 23 525         | 280 905          |
| Jawa Barat           | 577 220   | 9 282         | 90 138         | 50 307         | 726 947          |
| Jawa Tengah          | 403 612   | 11 045        | 67 080         | 36 243         | 517 980          |
| D.I. Yogyakarta      | 40 083  | 1 762         | 506            | 776            | 43 127           |
| Jawa Timur           | 267 527   | 7 792         | 34 238         | 23 093         | 332 650          |
| Banten               | 281 687   | 8 971         | 50 769         | 16 259         | 357 686          |
| Bali                 | 29 836  | 962           | 2 554          | 2 121          | 35 473           |
| Nusa Tenggara Barat  | 24 959  | 585           | 14 512         | 6 594          | 46 650           |
| Nusa Tenggara Timur  | 32 767  | 1 426         | 3 076          | 1 136          | 38 405           |
| Kalimantan Barat     | 34 937  | 1 136         | 3 295          | 2 144          | 41 512           |
| Kalimantan Tengah    | 19 427  | 1 023         | 1 335          | 1 321          | 23 106           |
| Kalimantan Selatan   | 20 889  | 1 647         | 13 875         | 12 897         | 49 308           |
| Kalimantan Timur     | 65 939  | 2 401         | 12 726         | 7 682          | 88 748           |
| Sulawesi Utara       | 47 832  | 1 803         | 8 068          | 4 621          | 62 324           |
| Sulawesi Tengah      | 27 672  | 390           | 1 992          | 1 178          | 31 232           |
| Sulawesi Selatan     | 138 733   | 3 737         | 30 506         | 19 778         | 192 754          |
| Sulawesi Tenggara    | 22 952  | 1 168         | 549            | 2 363          | 27 032           |
| Gorontalo            | 10 158  | 234           | 1 641          | 1 510          | 13 543           |
| Sulawesi Barat       | 2 746   | 394           | 3 971          | 3 026          | 10 137           |
| Maluku               | 31 687  | 898           | 4 133          | 2 248          | 38 966           |
| Maluku Utara         | 14 097  | 353           | 871            | 785            | 16 106           |
| Papua Barat          | 10 831  |               | 932            | 879            | 12 642           |
| Papua                | 16 622  | 267           | 6 534          | 4 179          | 27 602           |
| <b>Jumlah/Total</b>  | <b>2 990 315</b>  | <b>77 745</b> | <b>512 576</b> | <b>319 603</b> | <b>3 900 239</b> |

Catatan/Note :

- \*) 1. Mencari Pekerjaan/Looking for Work
- 2. Mempersiapkan Usaha/Establishing a New Business/Firm
- 3. Merasa tidak Mungkin Mendapat Pekerjaan/Hopeless of Job
- 4. Sudah Punya Pekerjaan Tetapi Belum Mulai Bekerja/Have a Job in Future Start

Tabel 31.1 Penduduk Berumur 15 Tahun ke Atas Menurut Pendidikan Tertinggi yang Ditamatkan, Pengangguran Terbuka dan Kategori Pekerja Tidak Penuh  
 Table 31.1 Population 15 Years of Age and Over by Educational Attainment, Unemployment and Categorized Less than Normal Working Hours  
 (Agustus/August 2010)

| Perkotaan+Perdesaan/Urban+Rural                                   |                                      | Laki-laki+Perempuan/Male+Female                    |                                 |                   |   |
|---|--------------------------------------|--|---------------------------------|-------------------|---|
| Pendidikan Tertinggi yang Ditamatkan<br>Educational Attainment *) | Pengangguran Terbuka<br>Unemployment | Pekerja Tidak Penuh/Less than Normal Working Hours |                                 |                   | Pengangguran Terbuka+<br>Setengah<br>Penganggur<br>Unemployment+<br>Underemployment |
|   |                                      | Setengah Penganggur<br>Underemployment             | Paruh Waktu<br>Part-time Worker | Jumlah<br>Total   |   |
| (1)   | (2)                                  | (3)  | (4)                             | (5)               | (6)   |
| 0   | 157 586                              | 886 530  | 1 724 699                       | 2 611 229         | 1 044 116   |
| 1   | 600 221                              | 2 997 128  | 4 335 598                       | 7 332 726         | 3 597 349   |
| 2   | 1 402 858                            | 5 225 560  | 5 641 650                       | 10 867 210        | 6 628 418   |
| 3   | 1 661 449                            | 2 884 977  | 2 910 571                       | 5 795 548         | 4 546 426   |
| 4   | 2 149 123                            | 1 760 741  | 1 456 112                       | 3 216 853         | 3 909 864   |
| 5   | 1 195 192                            | 715 420  | 664 329                         | 1 379 749         | 1 910 612   |
| 6   | 443 222                              | 310 813  | 476 318                         | 787 131           | 754 035   |
| 7   | 710 128                              | 477 586  | 801 306                         | 1 278 892         | 1 187 714   |
| <b>Jumlah/Total</b>   | <b>8 319 779</b>                     | <b>15 258 755</b>                                  | <b>18 010 583</b>               | <b>33 269 338</b> | <b>23 578 534</b>   |

## Catatan/Note :

- \*) 0. Tidak/belum pernah sekolah/No Schooling  
 1. Tidak/belum tamat SD/Did Not Complete/Not Yet Completed Primary School  
 2. Sekolah Dasar/Primary School  
 3. SLTP/Junior High School  
 4. SMTA Umum/Senior High School (General)  
 5. SMTA Kejuruan/Senior High School (Vocational)  
 6. Diploma I/II/III/Akademi/Diploma I/II/III/Academy  
 7. Universitas/University

Tabel 31.2 Penduduk Berumur 15 Tahun ke Atas Menurut Pendidikan Tertinggi yang Ditamatkan, Pengangguran Terbuka dan Kategori Pekerja Tidak Penuh  
 Table 31.2 Population 15 Years of Age and Over by Educational Attainment, Unemployment and Categorized Less than Normal Working Hours  
 (Agustus/August 2010)

| Perkotaan/Urban   |                                      | Laki-laki+Perempuan/Male+Female                    |                                 |                  |   |
|---|--------------------------------------|--|---------------------------------|------------------|---|
| Pendidikan Tertinggi yang Ditamatkan<br>Educational Attainment *) | Pengangguran Terbuka<br>Unemployment | Pekerja Tidak Penuh/Less than Normal Working Hours |                                 |                  | Pengangguran Terbuka+<br>Setengah<br>Penganggur<br>Unemployment+<br>Underemployment |
|   |                                      | Setengah Penganggur<br>Underemployment             | Paruh Waktu<br>Part-time Worker | Jumlah<br>Total  |   |
| (1)   | (2)                                  | (3)  | (4)                             | (5)              | (6)   |
| 0   | 52 582                               | 120 039  | 197 448                         | 317 487          | 172 621   |
| 1   | 263 637                              | 554 677  | 696 782                         | 1 251 459        | 818 314   |
| 2   | 560 401                              | 924 311  | 920 170                         | 1 844 481        | 1 484 712   |
| 3   | 792 668                              | 674 874  | 700 278                         | 1 375 152        | 1 467 542   |
| 4   | 1 339 361                            | 652 076  | 631 432                         | 1 283 508        | 1 991 437   |
| 5   | 863 999                              | 337 160  | 323 773                         | 660 933          | 1 201 159   |
| 6   | 288 812                              | 142 811  | 230 364                         | 373 175          | 431 623   |
| 7   | 495 485                              | 281 886  | 488 467                         | 770 353          | 777 371   |
| <b>Jumlah/Total</b>   | <b>4 656 945</b>                     | <b>3 687 834</b>                                   | <b>4 188 714</b>                | <b>7 876 548</b> | <b>8 344 779</b>  |

## Catatan/Note :

- \*) 0. Tidak/belum pernah sekolah/No Schooling  
 1. Tidak/belum tamat SD/Did Not Complete/Not Yet Completed Primary School  
 2. Sekolah Dasar/Primary School  
 3. SLTP/Junior High School  
 4. SMTA Umum/Senior High School (General)  
 5. SMTA Kejuruan/Senior High School (Vocational)  
 6. Diploma I/II/III/Akademi/Diploma I/II/III/Academy  
 7. Universitas/University

Tabel 31.3  
Table

Penduduk Berumur 15 Tahun ke Atas Menurut Pendidikan Tertinggi yang Ditamatkan,  
Pengangguran Terbuka dan Kategori Pekerja Tidak Penuh  
Population 15 Years of Age and Over by Educational Attainment,  
Unemployment and Categorized Less than Normal Working Hours  
(Agustus/August 2010)

| Perdesaan/Rural   |                                      | Laki-laki+Perempuan/Male+Female                    |                                 |                   |   |
|---|--------------------------------------|--|---------------------------------|-------------------|---|
| Pendidikan Tertinggi yang Ditamatkan<br>Educational Attainment *) | Pengangguran Terbuka<br>Unemployment | Pekerja Tidak Penuh/Less than Normal Working Hours |                                 |                   | Pengangguran Terbuka+<br>Setengah<br>Penganggur<br>Unemployment+<br>Underemployment |
|   |                                      | Setengah Penganggur<br>Underemployment             | Paruh Waktu<br>Part-time Worker | Jumlah<br>Total   |   |
| (1)   | (2)                                  | (3)  | (4)                             | (5)               | (6)   |
| 0   | 105 004                              | 766 491  | 1 527 251                       | 2 293 742         | 871 495   |
| 1   | 336 584                              | 2 442 451  | 3 638 816                       | 6 081 267         | 2 779 035   |
| 2   | 842 457                              | 4 301 249  | 4 721 480                       | 9 022 729         | 5 143 706   |
| 3   | 868 781                              | 2 210 103  | 2 210 293                       | 4 420 396         | 3 078 884   |
| 4   | 809 762                              | 1 108 665  | 824 680                         | 1 933 345         | 1 918 427   |
| 5   | 331 193                              | 378 260  | 340 556                         | 718 816           | 709 453   |
| 6   | 154 410                              | 168 002  | 245 954                         | 413 956           | 322 412   |
| 7   | 214 643                              | 195 700  | 312 839                         | 508 539           | 410 343   |
| <b>Jumlah/Total</b>   | <b>3 662 834</b>                     | <b>11 570 921</b>                                  | <b>13 821 869</b>               | <b>25 392 790</b> | <b>15 233 755</b>   |

## Catatan/Note :

- \*) 0. Tidak/belum pernah sekolah/No Schooling  
 1. Tidak/belum tamat SD/Did Not Complete/Not Yet Completed Primary School  
 2. Sekolah Dasar/Primary School  
 3. SLTP/Junior High School  
 4. SMTA Umum/Senior High School (General)  
 5. SMTA Kejuruan/Senior High School (Vocational)  
 6. Diploma I/II/III/Akademi/Diploma I/II/III/Academy  
 7. Universitas/University

Tabel 31.4 Penduduk Berumur 15 Tahun ke Atas Menurut Pendidikan Tertinggi yang Ditamatkan, Pengangguran Terbuka dan Kategori Pekerja Tidak Penuh  
 Table 31.4 Population 15 Years of Age and Over by Educational Attainment, Unemployment and Categorized Less than Normal Working Hours  
 (Agustus/August 2010)

| Perkotaan+Perdesaan/Urban+Rural                                   |                                      |  |                                 |              | Laki-laki/Male   |
|---|--------------------------------------|--|---------------------------------|--------------|--|
| Pendidikan Tertinggi yang Ditamatkan<br>Educational Attainment *) | Pengangguran Terbuka<br>Unemployment | Pekerja Tidak Penuh/Less than Normal Working Hours |                                 |              | Pengangguran Terbuka+ Setengah Penganggur<br>Unemployment+ Underemployment |
|   |                                      | Setengah Penganggur<br>Underemployment             | Paruh Waktu<br>Part-time Worker | Jumlah Total |  |
| (1)   | (2)                                  | (3)  | (4)                             | (5)          | (6)  |
| 0   | 44 814                               | 350 667  | 591 816                         | 942 483      | 395 481  |
| 1   | 277 518                              | 1 677 461  | 1 955 437                       | 3 632 898    | 1 954 979  |
| 2   | 764 583                              | 2 995 314  | 2 464 395                       | 5 459 709    | 3 759 897  |
| 3   | 896 040                              | 1 734 754  | 1 296 354                       | 3 031 108    | 2 630 794  |
| 4   | 1 150 241                            | 1 096 155  | 766 071                         | 1 862 226    | 2 246 396  |
| 5   | 734 161                              | 469 954  | 346 542                         | 816 496      | 1 204 115  |
| 6   | 186 940                              | 115 024  | 181 868                         | 296 892      | 301 964  |
| 7   | 365 243                              | 207 702  | 372 320                         | 580 022      | 572 945  |
| Jumlah/Total  | 4 419 540                            | 8 647 031  | 7 974 803                       | 16 621 834   | 13 066 571   |

## Catatan/Note :

- \*) 0. Tidak/belum pernah sekolah/No Schooling  
 1. Tidak/belum tamat SD/Did Not Complete/Not Yet Completed Primary School  
 2. Sekolah Dasar/Primary School  
 3. SLTP/Junior High School  
 4. SMTA Umum/Senior High School (General)  
 5. SMTA Kejuruan/Senior High School (Vocational)  
 6. Diploma I/II/III/Akademi/Diploma I/II/III/Academy  
 7. Universitas/University

Tabel 31.5 Penduduk Berumur 15 Tahun ke Atas Menurut Pendidikan Tertinggi yang Ditamatkan, Pengangguran Terbuka dan Kategori Pekerja Tidak Penuh  
 Table 31.5 Population 15 Years of Age and Over by Educational Attainment, Unemployment and Categorized Less than Normal Working Hours  
 (Agustus/August 2010)

| Perkotaan+Perdesaan/Urban+Rural                                   |                                      |  |                                 |                   | Perempuan/Female   |
|---|--------------------------------------|--|---------------------------------|-------------------|--|
| Pendidikan Tertinggi yang Ditamatkan<br>Educational Attainment *) | Pengangguran Terbuka<br>Unemployment | Pekerja Tidak Penuh/Less than Normal Working Hours |                                 |                   | Pengangguran Terbuka+ Setengah Penganggur<br>Unemployment+ Underemployment |
|   |                                      | Setengah Penganggur<br>Underemployment             | Paruh Waktu<br>Part-time Worker | Jumlah Total      |  |
| (1)   | (2)                                  | (3)  | (4)                             | (5)               | (6)  |
| 0   | 112 772                              | 535 863  | 1 132 883                       | 1 668 746         | 648 635  |
| 1   | 322 703                              | 1 319 667  | 2 380 161                       | 3 699 828         | 1 642 370  |
| 2   | 638 275                              | 2 230 246  | 3 177 255                       | 5 407 501         | 2 868 521  |
| 3   | 765 409                              | 1 150 223  | 1 614 217                       | 2 764 440         | 1 915 632  |
| 4   | 998 882                              | 664 586  | 690 041                         | 1 354 627         | 1 663 468  |
| 5   | 461 031                              | 245 466  | 317 787                         | 563 253           | 706 497  |
| 6   | 256 282                              | 195 789  | 294 450                         | 490 239           | 452 071  |
| 7   | 344 885                              | 269 884  | 428 986                         | 698 870           | 614 769  |
| <b>Jumlah/Total</b>   | <b>3 900 239</b>                     | <b>6 611 724</b>                                   | <b>10 035 780</b>               | <b>16 647 504</b> | <b>10 511 963</b>  |

## Catatan/Note :

- \*) 0. Tidak/belum pernah sekolah/No Schooling  
 1. Tidak/belum tamat SD/Did Not Complete/Not Yet Completed Primary School  
 2. Sekolah Dasar/Primary School  
 3. SLTP/Junior High School  
 4. SMTA Umum/Senior High School (General)  
 5. SMTA Kejuruan/Senior High School (Vocational)  
 6. Diploma I/II/III/Akademi/Diploma I/II/III/Academy  
 7. Universitas/University



Tabel 32.1  
 Table 32.1  
 Penduduk Berumur 15 Tahun ke Atas Menurut Golongan Umur, Pengangguran Terbuka dan Kategori Pekerja Tidak Penuh  
 Population 15 Years of Age and Over by Age Group, Unemployment and Categorized Less than Normal Working Hours  
 (Agustus/August 2010)

| Perkotaan+Perdesaan/Urban+Rural |   |  |                                    | Laki-laki+Perempuan/Male+Female |  |
|---------------------------------|---|--|------------------------------------|---------------------------------|--|
| Golongan Umur<br>Age Group      | Pengangguran<br>Terbuka<br>Unemployment | Pekerja Tidak Penuh/Less than Normal Working Hours |                                    |                                 | Pengangguran<br>Terbuka+<br>Setengah<br>Penganggur<br>Unemployment+<br>Underemployment |
|                                 |   | Setengah<br>Penganggur<br>Underemployment          | Paruh Waktu<br>Part-time<br>Worker | Jumlah<br>Total                 |  |
| (1)                             | (2)                                     | (3)  | (4)                                | (5)                             | (6)  |
| 15 - 19                         | 2 145 468                               | 1 269 739  | 929 359                            | 2 199 098                       | 3 415 207  |
| 20 - 24                         | 2 177 596                               | 1 823 241  | 919 502                            | 2 742 743                       | 4 000 837  |
| 25 - 29                         | 1 431 390                               | 2 232 474  | 1 498 954                          | 3 731 428                       | 3 663 864  |
| 30 - 34                         | 787 077                                 | 2 128 884  | 1 803 990                          | 3 932 874                       | 2 915 961  |
| 35 - 39                         | 493 461                                 | 1 894 857  | 1 935 124                          | 3 829 981                       | 2 388 318  |
| 40 - 44                         | 371 338                                 | 1 674 153  | 2 069 057                          | 3 743 210                       | 2 045 491  |
| 45 - 49                         | 273 585                                 | 1 350 831  | 2 058 394                          | 3 409 225                       | 1 624 416  |
| 50 - 54                         | 203 075                                 | 1 090 605  | 2 001 072                          | 3 091 677                       | 1 293 680  |
| 55 - 59                         | 162 678                                 | 750 781  | 1 594 941                          | 2 345 722                       | 913 459  |
| 60+                             | 274 111                                 | 1 043 190  | 3 200 190                          | 4 243 380                       | 1 317 301  |
| <b>Jumlah/Total</b>             | <b>8 319 779</b>                        | <b>15 258 755</b>                                  | <b>18 010 583</b>                  | <b>33 269 338</b>               | <b>23 578 534</b>  |

Tabel 32.2  
 Table 32.2  
 Penduduk Berumur 15 Tahun ke Atas Menurut Golongan Umur, Pengangguran Terbuka dan Kategori Pekerja Tidak Penuh  
 Population 15 Years of Age and Over by Age Group, Unemployment and Categorized Less than Normal Working Hours  
 (Agustus/August 2010)

| Perkotaan/Urban            |   | Laki-laki+Perempuan/Male+Female                    |                                    |                  |                  |  |
|----------------------------|---|--|------------------------------------|------------------|------------------|--|
| Golongan Umur<br>Age Group | Pengangguran<br>Terbuka<br>Unemployment | Pekerja Tidak Penuh/Less than Normal Working Hours |                                    |                  | Jumlah<br>Total  | Pengangguran<br>Terbuka+<br>Setengah<br>Penganggur<br>Unemployment+<br>Underemployment |
|                            |   | Setengah<br>Penganggur<br>Underemployment          | Paruh Waktu<br>Part-time<br>Worker |                  |                  |  |
| (1)                        | (2)                                     | (3)  | (4)                                | (5)              | (6)              |  |
| 15 - 19                    | 975 259                                 | 229 111  | 208 322                            | 437 433          | 1 204 370        |  |
| 20 - 24                    | 1 176 791                               | 438 205  | 197 857                            | 636 062          | 1 614 996        |  |
| 25 - 29                    | 879 182                                 | 549 327  | 350 182                            | 899 509          | 1 428 509        |  |
| 30 - 34                    | 512 346                                 | 535 827  | 435 277                            | 971 104          | 1 048 173        |  |
| 35 - 39                    | 306 312                                 | 462 953  | 456 250                            | 919 203          | 769 265          |  |
| 40 - 44                    | 243 384                                 | 432 164  | 529 611                            | 961 775          | 675 548          |  |
| 45 - 49                    | 179 414                                 | 353 685  | 506 141                            | 859 826          | 533 099          |  |
| 50 - 54                    | 129 220                                 | 276 177  | 496 675                            | 772 852          | 405 397          |  |
| 55 - 59                    | 97 841                                  | 191 230  | 368 825                            | 560 055          | 289 071          |  |
| 60+                        | 157 196                                 | 219 155  | 639 574                            | 858 729          | 376 351          |  |
| <b>Jumlah/Total</b>        | <b>4 656 945</b>                        | <b>3 687 834</b>                                   | <b>4 188 714</b>                   | <b>7 876 548</b> | <b>8 344 779</b> |  |

Tabel 32.3  
 Table 32.3  
 Penduduk Berumur 15 Tahun ke Atas Menurut Golongan Umur, Pengangguran Terbuka dan Kategori Pekerja Tidak Penuh  
 Population 15 Years of Age and Over by Age Group, Unemployment and Categorized Less than Normal Working Hours  
 (Agustus/August 2010)

| Perdesaan/Rural            |   | Laki-laki+Perempuan/Male+Female                    |                                    |                   |                   |  |
|----------------------------|---|--|------------------------------------|-------------------|-------------------|--|
| Golongan Umur<br>Age Group | Pengangguran<br>Terbuka<br>Unemployment | Pekerja Tidak Penuh/Less than Normal Working Hours |                                    |                   | Jumlah<br>Total   | Pengangguran<br>Terbuka+<br>Setengah<br>Penganggur<br>Unemployment+<br>Underemployment |
|                            |   | Setengah<br>Penganggur<br>Underemployment          | Paruh Waktu<br>Part-time<br>Worker |                   |                   |  |
| (1)                        | (2)                                     | (3)  | (4)                                | (5)               | (6)               |  |
| 15 - 19                    | 1 170 209                               | 1 040 628  | 721 037                            | 1 761 665         | 2 210 837         |  |
| 20 - 24                    | 1 000 805                               | 1 385 036  | 721 645                            | 2 106 681         | 2 385 841         |  |
| 25 - 29                    | 552 208                                 | 1 683 147  | 1 148 772                          | 2 831 919         | 2 235 355         |  |
| 30 - 34                    | 274 731                                 | 1 593 057  | 1 368 713                          | 2 961 770         | 1 867 788         |  |
| 35 - 39                    | 187 149                                 | 1 431 904  | 1 478 874                          | 2 910 778         | 1 619 053         |  |
| 40 - 44                    | 127 954                                 | 1 241 989  | 1 539 446                          | 2 781 435         | 1 369 943         |  |
| 45 - 49                    | 94 171                                  | 997 146  | 1 552 253                          | 2 549 399         | 1 091 317         |  |
| 50 - 54                    | 73 855                                  | 814 428  | 1 504 397                          | 2 318 825         | 888 283           |  |
| 55 - 59                    | 64 837                                  | 559 551  | 1 226 116                          | 1 785 667         | 624 388           |  |
| 60+                        | 116 915                                 | 824 035  | 2 560 616                          | 3 384 651         | 940 950           |  |
| <b>Jumlah/Total</b>        | <b>3 662 834</b>                        | <b>11 570 921</b>                                  | <b>13 821 869</b>                  | <b>25 392 790</b> | <b>15 233 755</b> |  |

Tabel 32.4  
 Table 32.4  
 Penduduk Berumur 15 Tahun ke Atas Menurut Golongan Umur, Pengangguran Terbuka dan Kategori Pekerja Tidak Penuh  
 Population 15 Years of Age and Over by Age Group, Unemployment and Categorized Less than Normal Working Hours  
 (Agustus/August 2010)

| Perkotaan+Perdesaan/Urban+Rural |   |  |                                    |                   | Laki-laki/Male   |
|---------------------------------|---|--|------------------------------------|-------------------|--|
| Golongan Umur<br>Age Group      | Pengangguran<br>Terbuka<br>Unemployment | Pekerja Tidak Penuh/Less than Normal Working Hours |                                    |                   | Pengangguran<br>Terbuka+<br>Setengah<br>Penganggur<br>Unemployment+<br>Underemployment |
|                                 |   | Setengah<br>Penganggur<br>Underemployment          | Paruh Waktu<br>Part-time<br>Worker | Jumlah<br>Total   |  |
| (1)                             | (2)                                     | (3)  | (4)                                | (5)               | (6)  |
| 15 - 19                         | 1 236 900                               | 867 113  | 546 285                            | 1 413 398         | 2 104 013  |
| 20 - 24                         | 1 293 887                               | 1 136 010  | 403 342                            | 1 539 352         | 2 429 897  |
| 25 - 29                         | 782 024                                 | 1 314 097  | 600 411                            | 1 914 508         | 2 096 121  |
| 30 - 34                         | 381 661                                 | 1 154 910  | 688 250                            | 1 843 160         | 1 536 571  |
| 35 - 39                         | 209 080                                 | 966 286  | 735 821                            | 1 702 107         | 1 175 366  |
| 40 - 44                         | 164 467                                 | 868 428  | 816 628                            | 1 685 056         | 1 032 895  |
| 45 - 49                         | 116 165                                 | 708 849  | 812 176                            | 1 521 025         | 825 014  |
| 50 - 54                         | 90 997                                  | 591 286  | 875 411                            | 1 466 697         | 682 283  |
| 55 - 59                         | 65 826                                  | 420 528  | 751 423                            | 1 171 951         | 486 354  |
| 60+                             | 78 533                                  | 619 524  | 1 745 056                          | 2 364 580         | 698 057  |
| <b>Jumlah/Total</b>             | <b>4 419 540</b>                        | <b>8 647 031</b>                                   | <b>7 974 803</b>                   | <b>16 621 834</b> | <b>13 066 571</b>  |

Tabell 32.5  
Table

Penduduk Berumur 15 Tahun ke Atas Menurut Golongan Umur, Pengangguran Terbuka dan Kategori Pekerja Tidak Penuh  
Population 15 Years of Age and Over by Age Group, Unemployment and Categorized Less than Normal Working Hours  
(Agustus/August 2010)

| Perkotaan+Perdesaan/Urban+Rural |   |  |                                    |                   | Perempuan/Female   |
|---------------------------------|---|--|------------------------------------|-------------------|--|
| Golongan Umur<br>Age Group      | Pengangguran<br>Terbuka<br>Unemployment | Pekerja Tidak Penuh/Less than Normal Working Hours |                                    |                   | Pengangguran<br>Terbuka+<br>Setengah<br>Penganggur<br>Unemployment+<br>Underemployment |
|                                 |   | Setengah<br>Penganggur<br>Underemployment          | Paruh Waktu<br>Part-time<br>Worker | Jumlah<br>Total   |  |
| (1)                             | (2)                                     | (3)  | (4)                                | (5)               | (6)  |
| 15 - 19                         | 908 568                                 | 402 626  | 383 074                            | 785 700           | 1 311 194  |
| 20 - 24                         | 883 709                                 | 687 231  | 516 160                            | 1 203 391         | 1 570 940  |
| 25 - 29                         | 649 366                                 | 918 377  | 898 543                            | 1 816 920         | 1 567 743  |
| 30 - 34                         | 405 416                                 | 973 974  | 1 115 740                          | 2 089 714         | 1 379 390  |
| 35 - 39                         | 284 381                                 | 928 571  | 1 199 303                          | 2 127 874         | 1 212 952  |
| 40 - 44                         | 206 871                                 | 805 725  | 1 252 429                          | 2 058 154         | 1 012 596  |
| 45 - 49                         | 157 420                                 | 641 982  | 1 246 218                          | 1 888 200         | 799 402  |
| 50 - 54                         | 112 078                                 | 499 319  | 1 125 661                          | 1 624 980         | 611 397  |
| 55 - 59                         | 96 852                                  | 330 253  | 843 518                            | 1 173 771         | 427 105  |
| 60+                             | 195 578                                 | 423 666  | 1 455 134                          | 1 878 800         | 619 244  |
| <b>Jumlah/Total</b>             | <b>3 900 239</b>                        | <b>6 611 724</b>                                   | <b>10 035 780</b>                  | <b>16 647 504</b> | <b>10 511 963</b>  |

**Sampling Error Survei Angkatan Kerja Nasional , Agustus 2010**  
**Sampling Error of National Labor Force Survey, August 2010**

| Perkotaan+Perdesaan/ <i>Urban+ Rural</i>   |                               |                          |         | Laki-laki+Perempuan/ <i>Male+Female</i>                  |                                  |       |   |
|--|-------------------------------|--------------------------|---------|--|----------------------------------|-------|---|
| Variabel/ <i>Variable</i>  | Estimasi<br><i>Estimation</i> | Standard<br><i>Error</i> | Rse (%) | Selang Kepercayaan 95%<br><i>Confidence Interval 95%</i> |                                  | Deff  | Jumlah<br>Kasus<br><i>Number of<br/>Cases</i> |
|  |                               |                          |         | Batas Bawah<br><i>Lower Bound</i>                        | Batas Atas<br><i>Upper Bound</i> |       |   |
| (1)  | (2)                           | (3)                      | (4)     | (5)  | (6)                              | (7)   | (8)   |
| 1. Penduduk Berumur 0+ Tahun<br><i>Population 0+ Years Of Age and Over</i>             | 238 219 392                   | 491 420.35               | 0.21    | 237 256 163.00   | 239 182 621.00                   | -     | 1 186 250                                     |
| 2. Penduduk Usia 15 Tahun Ke Atas<br><i>Population 15 Years of Age and Over</i>        | 172 070 339                   | 354 153.25               | 0.21    | 171 376 166.00   | 172 764 512.00                   | 12.91 | 828 101                                       |
| 3. Angkatan Kerja/ <i>Economically Aactive</i>   | 116 527 546                   | 284 421.79               | 0.24    | 115 970 053.00   | 117 085 039.00                   | 6.73  | 568 334                                       |
| a. Bekerja/ <i>Working</i>   | 108 207 767                   | 268 653.61               | 0.25    | 107 681 181.00   | 108 734 353.00                   | 7.27  | 534 022                                       |
| b. Pengangguran Terbuka/ <i>Unemployment</i>   | 8 319 779                     | 82 284.78                | 0.99    | 8 158 493.24   | 8 481 064.76                     | 4.18  | 34 312  |
| 4. Bukan Angkatan Kerja/ <i>Not Economically Active</i>                                | 55 542 793                    | 200 165.53               | 0.36    | 55 150 450.10  | 55 935 135.90                    | 4.68  | 259 767                                       |
| a. Sekolah/ <i>Attending School</i>  | 14 011 778                    | 99 873.00                | 0.71    | 13 816 017.70  | 14 207 538.30                    | 3.77  | 64 760  |
| b. Mengurus Rumah tangga/ <i>House Keeping</i>   | 32 971 456                    | 140 665.71               | 0.43    | 32 695 738.20  | 33 247 173.80                    | 3.55  | 152 232                                       |
| c. Lainnya/ <i>Others</i>  | 8 559 559                     | 72 828.30                | 0.85    | 8 416 808.81   | 8 702 309.19                     | 3.19  | 42 775  |
| 5. Tingkat Partisipasi Angkatan Kerja (%)<br><i>Labor Force Participation Rate (%)</i> | 67.72                         | 0.09                     | 0.14    | 67.54  | 67.90                            | 3.42  | 828 101                                       |
| 6. Tingkat Pengangguran Terbuka (%)<br><i>Unemployment Rate (%)</i>                    | 7.14                          | 0.07                     | 0.94    | 7.01   | 7.27                             | 3.87  | 568 334                                       |
| 7. Pendidikan Tertinggi yang Ditamatkan<br><i>Educational Attainment</i>               |                               |                          |         |  |                                  |       |   |
| a. Tidak/Belum pernah sekolah/ <i>No Schooling</i>                                     | 5 186 199                     | 62 067.93                | 1.20    | 5 064 540.14   | 5 307 857.86                     | 3.75  | 28 918  |
| b. Tidak/Belum tamat SD/ <i>Did Not Completed/Not yet Completed Primary School</i>     | 18 007 866                    | 124 496.47               | 0.69    | 17 763 841.50  | 18 251 890.50                    | 4.66  | 101 950                                       |
| c. Sekolah Dasar/ <i>Primary School</i>  | 31 318 804                    | 172 389.48               | 0.55    | 30 980 904.70  | 31 656 703.30                    | 5.55  | 149 506                                       |
| d. SLTP/ <i>Junior High School</i>   | 20 634 591                    | 116 913.43               | 0.57    | 20 405 429.90  | 20 863 752.10                    | 3.64  | 99 458  |
| e. SMTA Umum/ <i>Senior High School (General)</i>                                      | 15 914 285                    | 116 001.25               | 0.73    | 15 686 911.90  | 16 141 658.10                    | 4.52  | 78 037  |
| f. SMTA Kejuruan/ <i>Senior High School (Vocational)</i>                               | 8 876 113                     | 91 403.79                | 1.03    | 8 696 953.14   | 9 055 272.86                     | 4.85  | 36 840  |
| g. Diploma I/II/III/ <i>Akademi/ Diploma I/II/III/ Academy</i>                         | 3 023 727                     | 44 729.99                | 1.48    | 2 936 052.09   | 3 111 401.91                     | 3.30  | 15 209  |
| h. Universitas/ <i>University</i>  | 5 246 182                     | 78 856.14                | 1.50    | 5 091 616.70   | 5 400 747.30                     | 5.99  | 24 104  |

Sampling Error Survei Angkatan Kerja Nasional , Agustus 2010  
*Sampling Error of National Labor Force Survey, August 2010*

Perkotaan+Perdesaan/*Urban+ Rural*Laki-laki+Perempuan/*Male+Female*

| Variabel/ <i>Variable</i>   | Estimasi<br><i>Estimation</i> | Standard<br><i>Error</i> | Rse (%) | Selang Kepercayaan 95%<br><i>Confidence Interval 95%</i> |                                  | Deff  | Jumlah<br>Kasus<br><i>Number of<br/>Cases</i> |
|---|-------------------------------|--------------------------|---------|--|----------------------------------|-------|---|
|   |                               |                          |         | Batas Bawah<br><i>Lower Bound</i>                        | Batas Atas<br><i>Upper Bound</i> |       |   |
| (1)   | (2)                           | (3)                      | (4)     | (5)  | (6)                              | (7)   | (8)   |
| <b>8. Lapangan Pekerjaan Utama/<i>Main Industry</i></b>   |                               |                          |         |  |                                  |       |   |
| a. Pertanian/ <i>Agriculture</i>  | 41 494 941                    | 229 079.52               | 0.55    | 41 045 924.00  | 41 943 958.00                    | 10.12 | 253 813                                       |
| b. Pertambangan/ <i>Mining</i>  | 1 254 501                     | 35 322.17                | 2.82    | 1 185 266.29   | 1 323 735.71                     | 4.99  | 8 751   |
| c. Industri/ <i>Manufacturing</i>   | 13 824 251                    | 172 976.35               | 1.25    | 13 485 201.40  | 14 163 300.60                    | 12.29 | 45 933  |
| d. Listrik, Gas dan Air/ <i>Electricity, Gas and Air</i>  | 234 070                       | 11 997.22                | 5.13    | 210 554.34   | 257 585.66                       | 3.06  | 1 086   |
| e. Konstruksi/ <i>Construction</i>  | 5 592 897                     | 67 306.10                | 1.20    | 5 460 970.84   | 5 724 823.16                     | 4.23  | 24 049  |
| f. Perdagangan/ <i>Wholesale</i>  | 22 492 176                    | 156 028.15               | 0.69    | 22 186 346.40  | 22 798 005.60                    | 6.76  | 93 354  |
| g. Transportasi/ <i>Transportation</i>  | 5 619 022                     | 63 409.04                | 1.13    | 5 494 734.44   | 5 743 309.56                     | 3.74  | 23 638  |
| h. Keuangan/ <i>Financing</i>   | 1 739 486                     | 36 197.71                | 2.08    | 1 668 535.15   | 1 810 436.85                     | 3.80  | 5 962   |
| i. Jasa Kemasyarakatan/ <i>Social and Personal Services</i>   | 15 956 423                    | 128 097.84               | 0.80    | 15 705 339.40  | 16 207 506.60                    | 5.97  | 77 436  |
| <b>9. Status Pekerjaan Utama/<i>Main Employment Status</i></b>  |                               |                          |         |  |                                  |       |   |
| a. Berusaha sendiri/ <i>Own Account Worker</i>  | 21 030 571                    | 128 224.24               | 0.61    | 20 779 239.70  | 21 281 902.30                    | 4.80  | 103 187                                       |
| b. Berusaha dibantu buruh tidak tetap/Buruh tidak dibayar<br><i>Employer Assisted by Temporary Worker/Unpaid Worker</i> | 21 681 991                    | 115 680.35               | 0.53    | 21 455 246.90  | 21 908 735.10                    | 3.82  | 120 697                                       |
| c. Berusaha dibantu buruh tetap/Buruh dibayar/ <i>Employer Assisted by Permanent Worker</i>                             | 3 261 864                     | 46 617.67                | 1.43    | 3 170 489.06   | 3 353 238.94                     | 3.41  | 16 386  |
| d. Buruh/Karyawan/Pegawai/ <i>Employee</i>  | 32 521 517                    | 190 803.30               | 0.59    | 32 147 524.90  | 32 895 509.10                    | 7.91  | 140 459                                       |
| e. Pekerja bebas di pertanian/ <i>Casual Employee in Agriculture</i>  | 5 815 110                     | 94 693.25                | 1.63    | 5 629 502.50   | 6 000 717.50                     | 8.08  | 21 603  |
| f. Pekerja bebas di nonpertanian/ <i>Casual Employee not in Agriculture</i>   | 5 132 061                     | 71 465.39                | 1.39    | 4 991 982.25   | 5 272 139.75                     | 5.18  | 19 100  |
| g. Pekerja keluarga/tak dibayar/ <i>Unpaid Family Worker</i>  | 18 764 653                    | 130 355.08               | 0.69    | 18 509 145.00  | 19 020 161.00                    | 5.42  | 112 590                                       |

## INDEKS/INDEX

- Angkatan Kerja (AK)/*Economically Active Population*, 3 – 7, 25 – 54
- Bekerja/*Working Population*, 3 – 17, 25 – 39, 55 – 149
- Bukan Angkatan Kerja/*Not Economically Active Population*, 3 – 7, 25 – 39
- Golongan Umur/*Age Group*, 25 – 29, 40 – 49, 55 – 74, 130 – 134, 150 – 154, 160 – 164, 180 – 184
- Jenis Pekerjaan Utama/*Main Occupation*, 105 – 119
- Jam Kerja Seluruhnya/*Total Working Hours*, 60 – 64, 85 – 99
- Jam Kerja Pada Pekerjaan Utama/*Working Hours on Main Job*, 120 – 129
- Lapangan Pekerjaan Utama/*Main Industry*, 13 – 17, 65 – 69, 75 – 79, 90 – 94, 100 – 104, 110 – 114, 120 – 124, 140 – 144
- Mengurus Rumah Tangga/*Housekeeping*, 3 – 7, 25 – 39
- Mencari Pekerjaan/*Looking for Work*, 25 – 39, 160 – 174
- Mempersiapkan Usaha/*Establishing a New Business/Firm*, 25 – 39, 160 – 174
- Merasa Tidak Mungkin Mendapatkan Pekerjaan/*Hopeless of Job*, 25 – 39, 160 – 174
- Pendidikan/*Education*, 30 – 34, 40 – 44, 50 – 59, 75 – 89, 105 – 109, 135 – 139, 150 – 159, 165 – 169, 175 – 179
- Provinsi/*Province*, 8 – 12, 18 – 22, 35 – 39, 45 – 54, 130 – 149, 155 – 159, 170 – 174
- Pengangguran Terbuka/*Unemployment*, 3 – 12, 25 – 39, 150 – 184
- Rata-Rata Upah/Gaji Buruh/Karyawan/*Average of Wage/Salary Employee/Labour*, 18 – 22
- Sekolah/*School*, 3 – 7, 25 – 39
- Status Pekerjaan Utama/*Main Employment Status*, 70 – 74, 80 – 84, 95 – 104, 115 – 119, 125 – 129, 145 – 149
- Pekerja Tidak Penuh/*Less than Normal Working Hours*, 3 – 7, 175 – 184
- Paruh Waktu/*Part-time Worker*, 3 – 7, 175 – 184
- Setengah Penganggur/*Underemployment*, 3 – 7, 175 – 184
- Sudah Punya Pekerjaan Tetapi Belum Mulai Bekerja/*Have a Job in Future Start*, 25 – 39, 160 – 174