

Buletin Statistik Perdagangan Luar Negeri  
*Foreign Trade Statistical Bulletin*

## **EKSPOR /EXPORTS**

ISSN : 0216 - 5775

No. Publikasi / *Publication Number* : 06110.0807

Katalog BPS / *BPS Catalogue*: 8202002

Ukuran Buku / *Book Size* : 21 Cm X 29 Cm

Jumlah Halaman / *Total Pages* : 125 Halaman / *Pages*

Naskah / *Manuscript* :

Bagian Statistik Ekspor

*Export Statistics Division*

Gambar Kulit / *Cover Design* :

Bagian Statistik Ekspor

*Export Statistics Division*

Diterbitkan oleh / *Published by* :

Badan Pusat Statistik, Jakarta - Indonesia

*CBS, Indonesia*

Dicetak oleh / *Printed by* :

CV Rioma

Boleh dikutip dengan menyebut sumbernya

*May be cited with reference to the source*

<https://www.bps.go.id>

## KATA PENGANTAR

Buletin Statistik Perdagangan Luar Negeri Ekspor yang diterbitkan secara bulanan memuat data ekspor menurut sektor, Perkembangan ekspor komoditi pertanian, Perkembangan ekspor komoditi industri, Perkembangan ekspor komoditi pertambangan dan Perkembangan ekspor Indonesia menurut komoditi dan negara tujuan secara kumulatif dari Januari sampai bulan berjalan.

Buletin ini juga menyajikan ulasan singkat tentang perbandingan, pertumbuhan dan peranan serta data pokok yang cukup menonjol atau yang mengalami perubahan yang signifikan. Diharapkan dengan adanya informasi semacam ini, para pengguna data ekspor dapat melihat dan mengikuti perkembangan ekspor secara garis besar.

Kepada para pengguna data, saran dan kritik yang bersifat konstruktif demi penyempurnaan publikasi ini, sangat diharapkan. Dengan demikian usaha BPS untuk meningkatkan pelayanan dan pemasyarakatan statistik (khususnya data Statistik Ekspor) dapat dilaksanakan secara baik dan berkesinambungan.

Jakarta, Juni 2008

BADAN PUSAT STATISTIK  
KEPALA,

**DR. Rusman Heriawan**

NIP. 340003999

## **ISI / CONTENT**

Halaman / Page

Kata Pengantar / <i>Preface</i> .....	iii
Isi / <i>Content</i> .....	iv
Ringkasan / <i>Highlight</i> .....	v - xiv

### **Jilid / Volume**

Tabel 1. Ringkasan Perkembangan Ekspor Indonesia .....	1
Tabel 2. Perkembangan Ekspor Komoditi Pertanian .....	1
Tabel 3. Perkembangan Ekspor Komoditi Industri .....	2
Tabel 4. Perkembangan Ekspor Komoditi Pertambangan .....	4
Tabel 5. Perkembangan Ekspor Indonesia Menurut Komoditi dan Negara Tujuan .....	5

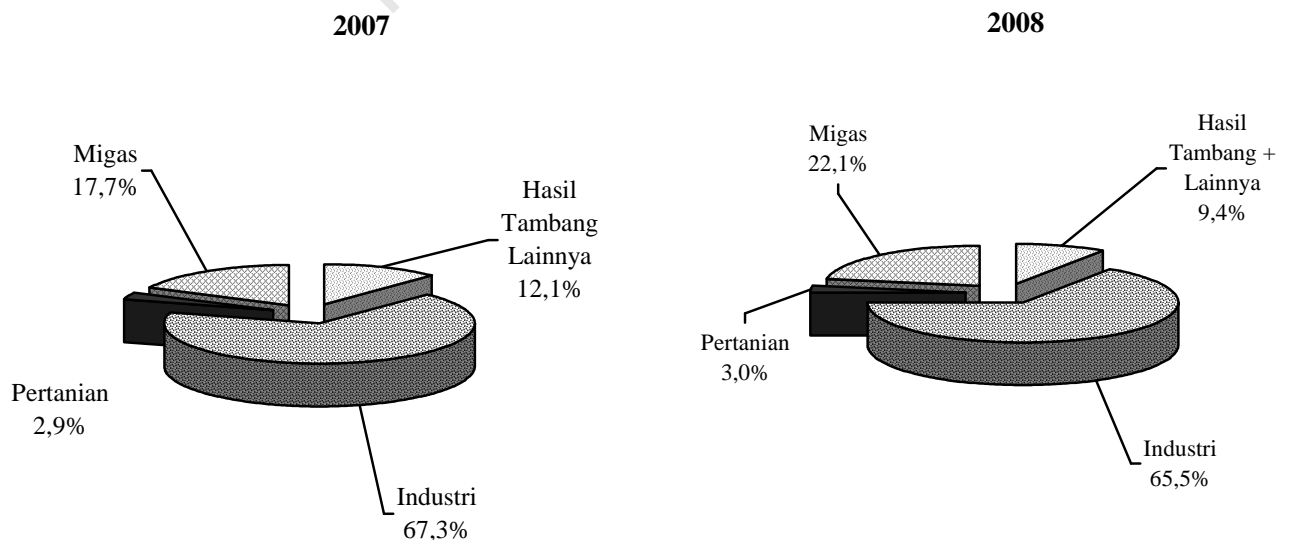
## RINGKASAN

Ekspor Indonesia pada periode Januari - April 2008 mencapai nilai US\$ 44 667,7 juta dengan volume 123 134,7 ribu ton, yang terdiri dari US\$ 9 873,3 juta hasil ekspor minyak dan gas bumi dan US\$ 34 794,4 juta hasil ekspor komoditi non migas.

Dibandingkan periode yang sama tahun 2007, nilai ekspor naik US\$ 10 172,7 juta, karena adanya kenaikan ekspor non migas senilai US\$ 6 400,3 juta, dan dari kelompok migas juga mengalami kenaikan sebesar US\$ 3 772,4 juta atau naik 61,83

persen dibanding periode yang sama tahun sebelumnya. Dengan demikian, diperlihatkan bahwa penerimaan dari sektor migas masih bisa diharapkan, karena perkembangan harga di pasaran internasional menunjukkan perkembangan yang fluktuatif. Bulan April 2008 harga minyak mentah Indonesia US\$ 109,30 per barelnya, naik sebesar US\$ 41,39 per barel dibandingkan bulan April 2007.

Grafik 1 : PERBANDINGAN NILAI EKSPOR INDONESIA PADA JANUARI-APRIL 2007 & 2008

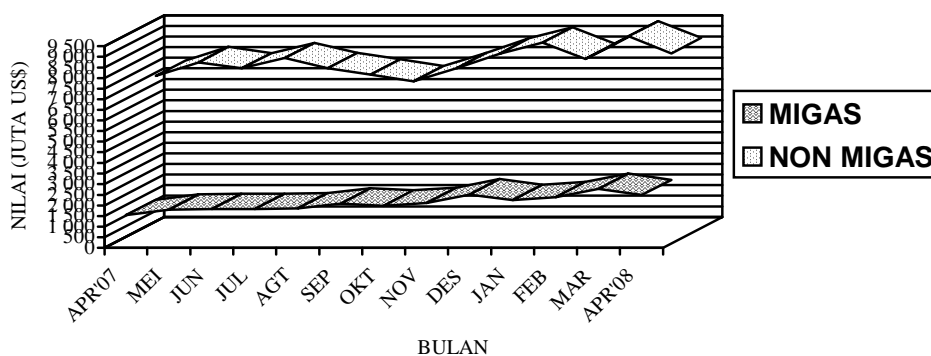


Pada Grafik 1 ditampilkan perbandingan nilai ekspor selama Periode Januari - April 2007 dan 2008. Sedangkan trend perkembangannya dari bulan April 2007 sampai dengan April 2008 disajikan pada Grafik 2, 3, dan 4. Nilai ekspor kelompok migas pada Januari - April 2007 senilai US\$ 6 100,9 juta yang terdiri dari minyak mentah, hasil minyak dan gas masing-masing senilai US\$ 2 578,1 juta, US\$ 783,8 juta, dan US\$ 2 739,0 juta. Sedangkan pada Januari - April 2008 nilai untuk kelompok migas masing-masing

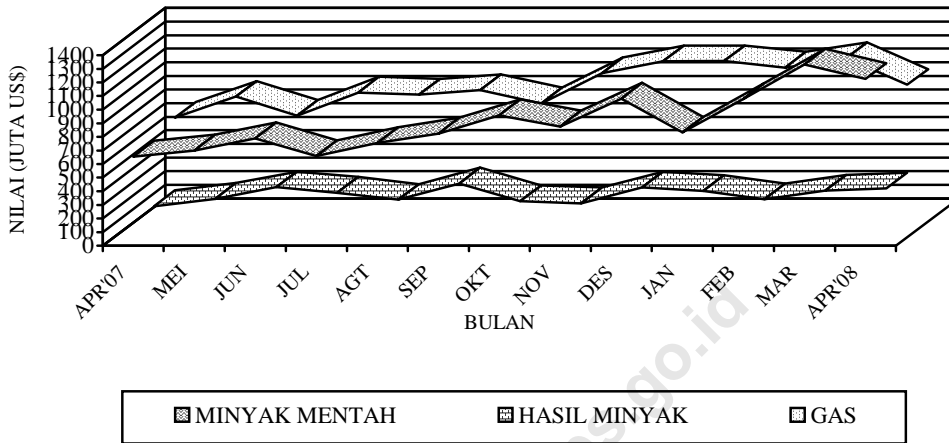
sebesar US\$ 4 468,1 juta, US\$ 1 105,9 juta dan US\$ 4 299,3 juta.

Nilai ekspor untuk kelompok non migas yang terdiri dari hasil pertanian, industri serta hasil tambang dan lainnya pada bulan Januari - April 2007 masing-masing US\$ 987,1 juta, US\$ 23 216,1 juta, dan US\$ 4 190,9 juta. Sementara itu pada periode Januari - April 2008 masing-masing mencapai US\$ 1 335,8 juta, US\$ 29 271,6 juta, dan US\$ 4 187,0 juta.

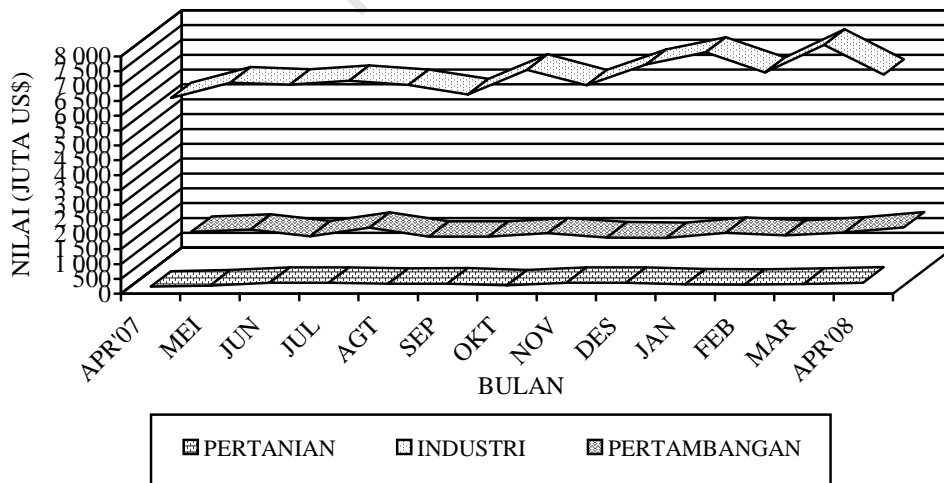
**Grafik 2 : PERKEMBANGAN NILAI EKSPOR MIGAS DAN NON MIGAS SELAMA APRIL 2007 SAMPAI DENGAN APRIL 2008**



**Grafik 3 : PERKEMBANGAN NILAI EKSPOR KOMODITI MIGAS  
SELAMA APRIL 2007 SAMPAI DENGAN APRIL 2008**



**Grafik 4 : PERKEMBANGAN NILAI EKSPOR KOMODITI NON MIGAS  
SELAMA APRIL 2007 SAMPAI DENGAN APRIL 2008**



**Tabel A. RINGKASAN EKSPOR NON MIGAS INDONESIA  
(JUTA US\$)**

<b>Tahun dan Bulan</b>	<b>Hasil sektor pertanian</b>	<b>Hasil sektor industri</b>	<b>Hasil sektor tambang</b>	<b>Total</b>
<b>[1]</b>	<b>[2]</b>	<b>[3]</b>	<b>[4]</b>	<b>[6]</b>
2006				
Maret	240,9	4 922,2	645,3	5 808,4
April	212,5	5 085,0	651,8	5 949,3
Mei	274,9	5 363,9	941,6	6 580,4
Juni	316,1	5 512,1	843,0	6 671,2
Juli	344,1	5 679,8	757,9	6 781,8
Agustus	338,3	5 773,3	947,2	7 058,8
September	290,6	5 881,5	1 070,8	7 242,8
Oktober	263,0	5 699,5	1 157,1	7 119,6
November	280,9	5 589,6	1 297,2	7 167,7
Desember	288,4	6 069,5	1 366,1	7 715,0
2007				
Januari	235,8	5 370,6	1 194,9	6 801,3
Pebruari	247,7	5 631,7	846,7	6 726,1
Maret	256,7	6 138,0	1 095,5	7 490,2
April	246,9	6 075,8	1 053,8	7 376,5
Mei	282,9	6 602,4	1 130,5	8 015,8
Juni	309,1	6 526,6	894,6	7 730,4
Juli	368,1	6 655,7	1 189,6	8 213,3
Agustus	336,4	6 516,0	887,9	7 740,3
September	344,9	6 202,8	889,8	7 437,5
Oktober	285,3	7 030,7	1 003,0	8 318,9
November	371,5	6 504,8	860,7	7 737,0
Desember	372,5	7 205,7	846,7	8 425,0
2008				
Januari	318,8	7 609,5	1 019,5	8 947,7
Pebruari	306,5	6 930,2	927,6	8 164,5
Maret	334,0	7 870,6	1 037,1	9 241,7
April	376,5	6 861,3	1 202,8	8 440,5

Dipandang dari negara tujuan ekspor (Tabel B), pada bulan April 2008 kelompok migas yang ditujukan ke kawasan Asia Timur dan Asia Selatan & Tenggara, sebesar masing-masing US\$ 1 852,5 juta dan US\$ 325,9 juta memperlihatkan peningkatan dibanding tahun 2007. Negara yang memperlihatkan peningkatan ekspor kelompok migas lainnya, adalah Jepang dengan persentase peningkatan sebesar 68,14 persen, China dengan persentase peningkatan sebesar 68,97 persen, Muangthai dengan persentase

peningkatan sebesar 103,25 persen, Malaysia dengan persentase peningkatan sebesar 243,38 persen dan Singapura dengan persentase peningkatan sebesar 108,79 persen, sedangkan Philipina memperlihatkan penurunan dibanding tahun 2007, dengan persentase penurunan sebesar 31,22 persen. Dari Tabel B juga terlihat bahwa ekspor komoditi migas pada bulan April 2008 menunjukkan peningkatan menjadi US\$ 2 481,2 juta.

**Tabel B : Perkembangan Ekspor Migas & Non Migas Indonesia Menurut Negara Tujuan, April 2007 & April 2008 (Juta US\$)**

Kawasan Negara Ekspor	Migas			Non Migas		
	April 2007	April 2008	Perubahan (%)	April 2007	April 2008	Perubahan (%)
• <b>Asia Timur</b>	1 230,6	1 852,5	50,54	2 344,4	2 499,2	6,60
- Jepang	688,2	1 157,2	68,14	1 036,6	1 093,3	5,46
- China	202,0	341,2	68,97	564,6	647,2	14,63
• <b>Asia Selatan &amp; Tenggara</b>	147,2	325,9	121,31	2 138,2	2 476,0	15,80
- Muangthai	22,6	46,0	103,25	203,9	255,7	25,42
- Singapura	110,9	231,6	108,79	623,8	882,8	41,53
- Philipina	0,3	0,2	-31,22	145,1	177,0	21,99
- Malaysia	13,2	45,4	243,38	367,1	434,0	18,22
• <b>Asia Barat</b>	0,0	0,0	-	334,6	429,7	28,44
• <b>Afrika</b>	0,0	0,0	-	183,5	267,5	45,74
• <b>Australia &amp; Oseania</b>	126,1	249,3	97,66	201,0	182,4	-9,25
• <b>Amerika Utara</b>	32,6	53,3	63,83	911,8	1 065,9	16,90
- Amerika Serikat	32,6	53,3	63,83	858,9	1 011,4	17,75
• <b>Amerika Tengah &amp; Selatan</b>	0,0	0,0	-	147,0	177,5	20,76
• <b>Eropa Barat</b>	0,0	36,1	-	1 007,1	1 201,2	19,27
• <b>Eropa Timur</b>	0,1	0,2	100,00	108,9	141,1	29,63
<b>Total Ekspor</b>	<b>1 536,6</b>	<b>2 481,2</b>	<b>61,47</b>	<b>7 376,5</b>	<b>8 440,5</b>	<b>14,42</b>



Pada kelompok non migas nilai ekspor mengalami peningkatan hingga mencapai US\$ 8 440,5 juta, kecuali Australia & Oseania yang mengalami penurunan nilai ekspor sebesar 9,25 persen.

Pada tabel 1 disajikan ekspor menurut sektor. Disini terlihat bahwa perolehan devisa terbesar pada periode Januari - April 2008 berasal dari sektor industri dengan nilai US\$ 29 271,6 juta atau sekitar 65,53 persen dari total ekspor, sedangkan pada periode Januari - April 2007 juga berasal dari sektor industri dengan nilai US\$ 23 216,1 juta atau sekitar 67,30 persen dari total ekspor. Dibandingkan periode yang sama tahun sebelumnya, sektor industri mengalami peningkatan 26,08 persen.

Pada tabel 2 disajikan perkembangan ekspor komoditi hasil pertanian, selama periode Januari - April 2008, komoditi andalan sektor pertanian antara lain udang segar/beku dengan nilai US\$ 321,9 juta (24,10 persen); kopi dengan nilai US\$ 256,6 juta (19,21 persen); ikan dan lain-lain dengan nilai US\$ 204,9 juta (15,34 persen); biji coklat dengan nilai US\$ 200,4 juta (15,00 persen); rempah-rempah dengan nilai US\$ 125,7 juta (9,41 persen); hasil pertanian lainnya dengan nilai US\$ 49,2 juta (3,68 persen); buah-buahan dengan nilai US\$ 44,2 juta (3,31 persen); teh dengan nilai

US\$ 41,2 juta (3,08 persen); tembakau dengan nilai US\$ 23,4 juta (1,75 persen); bahan nabati lainnya dengan nilai US\$ 21,1 juta (1,58 persen).

Pada tabel 3 disajikan perkembangan ekspor komoditi hasil industri, selama periode Januari - April 2008, komoditi andalan sektor industri antara lain minyak nabati dengan nilai US\$ 4 893,4 juta (16,72 persen); barang dari logam tidak mulia dengan nilai US\$ 3 694,6 juta (12,62 persen); tekstil dengan nilai US\$ 3 345,4 juta (11,43 persen); alat listrik, ukur, fotografi, dll dengan nilai US\$ 2 659,9 juta (9,09 persen); karet alam olahan dengan nilai US\$ 2 502,3 juta (8,55 persen); kertas dan barang dari kertas dengan nilai US\$ 1 289,3 juta (4,40 persen); bahan kimia dengan nilai US\$ 1 007,5 juta (3,44 persen); kayu olahan dengan nilai US\$ 981,2 juta (3,35 persen); makanan olahan dengan nilai US\$ 899,9 juta (3,07 persen); meubel dan bagian-bagiannya dengan nilai US\$ 733,8 juta (2,51 persen).

Pada tabel 4 disajikan perkembangan ekspor komoditi hasil pertambangan, selama periode Januari - April 2008, komoditi andalan sektor pertambangan antara lain batu bara dengan nilai US\$ 2 758,8 juta (65,89 persen) dan biji tembaga dengan nilai US\$ 962,5 juta (22,99 persen). Ekspor batu

bara mengalami peningkatan 30,02 persen dibanding periode yang sama tahun sebelumnya, sedangkan biji tembaga mengalami penurunan 45,24 persen dibanding periode yang sama tahun sebelumnya.

Perkembangan ekspor Indonesia menurut komoditi dan negara tujuan yang disajikan pada Tabel 5, memperlihatkan bahwa ekspor selama ini lebih banyak bertumpu pada 15 komoditi utama, (ringkasan disajikan pada Tabel C yang diurut menurut nilai ekspor). Lima belas komoditi tersebut pada periode Januari - April 2008 menyumbang sekitar 63,19 persen dari ekspor non migas.

Minyak kelapa sawit mempunyai nilai US\$ 4 032,2 juta, naik US\$ 2 133,2 juta dari tahun lalu, komoditi ini menyumbang sekitar 11,59 persen ekspor non migas nasional pada periode Januari - April 2008.

Nilai ekspor batu bara selama periode Januari - April 2008 naik US\$ 637,0 juta menjadi US\$ 2 758,8 juta.

Pada periode Januari - April 2008 nilai ekspor pakaian jadi US\$ 1 902,3 juta, yang naik dibanding tahun lalu sebesar US\$ 85,9 juta atau naik sekitar 4,73 persen.

Komoditi Crumb rubber diekspor dengan nilai US\$ 1 816,4 juta atau 5,22 persen, industri lainnya diekspor dengan

nilai US\$ 1 770,7 juta atau sekitar 5,09 persen dari perolehan devisa non migas.

Selama periode Januari - April 2008, alat listrik nilai ekspornya mencapai US\$ 1 668,7 juta, sedangkan tahun sebelumnya senilai US\$ 1 515,7 juta, atau terjadi peningkatan sekitar US\$ 153,1 juta (10,10 persen). kertas dan barang dari kertas nilai ekspornya naik US\$ 283,9 juta (28,23 persen) menjadi US\$ 1 289,3 juta.

Perolehan devisa dari besi/baja pada periode Januari - April 2008 diekspor dengan nilai US\$ 1 020,1 juta atau sekitar 2,93 persen dari kelompok non migas. Biji tembaga pada periode Januari - April 2008 diekspor dengan nilai US\$ 962,5 juta, sedangkan tahun sebelumnya US\$ 1 757,8 juta.

Textil lainnya nilai ekspornya naik US\$ 47,2 juta menjadi US\$ 947,3 juta. Sedangkan nilai ekspor timah dalam periode Januari - April 2008 naik 292,32 persen menjadi US\$ 824,3 juta. Audio visual nilai ekspornya turun US\$ 120,9 juta menjadi US\$ 808,8 juta, Tembaga nilai ekspornya naik US\$ 20,0 juta menjadi US\$ 795,8 juta. Damar tiruan, bahan plastik nilai ekspornya naik US\$ 118,2 juta menjadi US\$ 698,9 juta. Bahan kimia organik nilai ekspornya turun US\$ 136,9 juta menjadi US\$ 689,1 juta.

**Tabel C : Ekspor Utama Barang Bukan Migas**  
**Periode Januari - April, 2007 dan 2008**

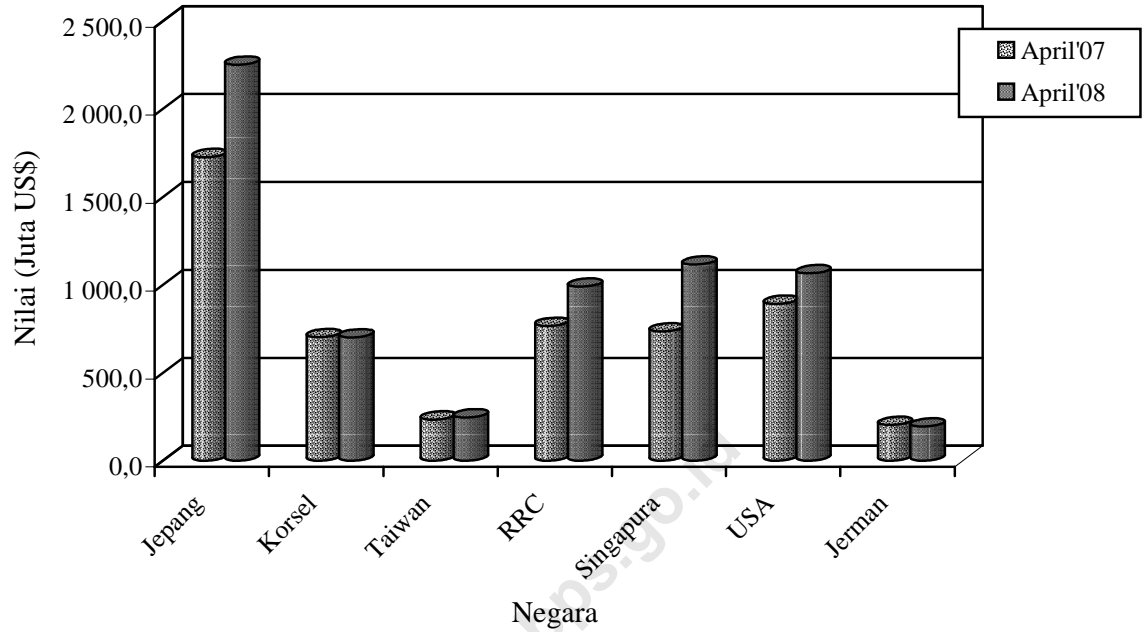
HS	Nilai FOB (Juta US\$)		Perubahan		% Peran 2008 (Terhadap Non Migas)
	2007	2008	Absolut	Persen	
Minyak kelapa sawit	1 898,9	4 032,2	2 133,2	112,34	11,59
Batu bara	2 121,9	2 758,8	637,0	30,02	7,93
Pakaian jadi	1 816,4	1 902,3	85,9	4,73	5,47
Crumb rubber	1 209,5	1 816,4	606,9	50,18	5,22
Industri lainnya	1 389,3	1 770,7	381,3	27,45	5,09
Alat listrik	1 515,7	1 668,7	153,1	10,10	4,80
Kertas dan barang dari kertas	1 005,5	1 289,3	283,9	28,23	3,71
Besi/baja	696,1	1 020,1	324,0	46,54	2,93
Biji tembaga	1 757,8	962,5	-795,3	-45,24	2,77
Textil lainnya	900,1	947,3	47,2	5,25	2,72
Timah	210,1	824,3	614,2	292,32	2,37
Audio visual	929,7	808,8	-120,9	-13,00	2,32
Tembaga	775,7	795,8	20,0	2,58	2,29
Damar tiruan, bahan plastik	580,7	698,9	118,2	20,35	2,01
Bahan kimia organik	825,9	689,1	-136,9	-16,57	1,98
<b>Total Komoditi Utama</b>	<b>17 633,2</b>	<b>21 985,2</b>	<b>4 351,9</b>	<b>24,68</b>	<b>63,19</b>

Nilai ekspor periode Januari - April 2008, menurut negara kelompok ekonomi, ke kelompok negara APEC adalah yang terbesar yaitu mencapai 73,94 persen dari total ekspor yaitu US\$ 33 027,8 juta, diantaranya US\$ 8 953,7 juta ke ASEAN dan US\$ 4 433,8 juta ke NAFTA. Sementara nilai ekspor ke Uni Eropa sebesar 10,78 persen (US\$ 4 814,9 juta) dan ke Timur Tengah sebesar 3,93 persen (US\$ 1 756,4 juta). Ditinjau dari perkembangannya, nilai ekspor ke negara-negara APEC naik 30,29 persen dibanding keadaan tahun 2007 yang terdiri dari peningkatan ekspor menuju Jepang sebesar 31,40 persen, menuju ASEAN sebesar 39,61 persen, menuju NAFTA sebesar 13,88 persen dan ke Korea Selatan naik sebesar 41,97 persen

Nilai ekspor periode Januari - April 2008, menuju tujuh negara tujuan utama yaitu Jepang, Korea Selatan, Taiwan, RR China, Singapura, Amerika dan Jerman mencapai sebesar US\$ 26 655,2 juta atau sekitar 59,67 persen dari total ekspor. Dibandingkan periode tahun sebelumnya nilai ini naik US\$ 6 075,5 juta atau sekitar 29,52 persen.

Selain tujuh negara tujuan utama di atas, negara tujuan yang membeli produk nasional di atas US\$ 100 juta pada bulan April 2008 antara lain Hongkong, Malaysia dan Australia masing-masing dengan nilai US\$ 166,0 juta, US\$ 479,3 juta dan US\$ 373,6 juta. Sedangkan dari kawasan Eropa antara lain ke Belanda dan Inggris masing-masing dengan nilai US\$ 241,8 juta dan US\$ 127,2 juta.

**Grafik 5: EKSPOR INDONESIA MENURUT NEGARA TUJUAN UTAMA BULAN APRIL 2007 & 2008**



Perbandingan nilai ekspor bulan April 2007 dan 2008 ke beberapa negara tertentu disajikan pada Grafik 5.

TABEL 1. RINGKASAN PERKEMBANGAN EKSPOR INDONESIA

JENIS BARANG	BERAT BERSIH (RIBU TON)		PERUB	NILAI FOB (JUTA US \$)		PERUB
	JAN-APR 2007	JAN-APR 2008	%	JAN-APR 2007	JAN-APR 2008	%
(1)	(2)	(3)	(4)	(5)	(6)	(7)
<b>Total Ekspor</b>	<b>110.062,7</b>	<b>123.134,7</b>	<b>11,88</b>	<b>34.495,0</b>	<b>44.667,7</b>	<b>29,49</b>
<b>MIGAS</b>	15.031,6	15.508,6	3,17	6.100,9	9.873,3	61,83
MINYAK MENTAH	6.139,8	6.306,8	2,72	2.578,1	4.468,1	73,31
HASIL MINYAK	2.009,5	2.168,5	7,91	783,8	1.105,9	41,10
GAS ALAM	6.882,4	7.033,3	2,19	2.739,0	4.299,3	56,96
<b>NON MIGAS</b>	95.031,1	107.626,1	13,25	28.394,1	34.794,4	22,54
HASIL PERTANIAN	666,6	724,4	8,66	987,1	1.335,8	35,33
HASIL INDUSTRI	19.896,6	21.514,6	8,13	23.216,1	29.271,6	26,08
HASIL TAMBANG	74.466,7	85.386,0	14,66	4.187,7	4.183,5	-0,10
LAINNYA	1,2	1,0	-17,73	3,2	3,5	11,04

TABEL 2. PERKEMBANGAN EKSPOR KOMODITI HASIL PERTANIAN

JENIS BARANG	BERAT BERSIH (TON)		PERUB	NILAI FOB (RIBU US \$)		PERUB
	JAN-APR 2007	JAN-APR 2008	%	JAN-APR 2007	JAN-APR 2008	%
(1)	(2)	(3)	(4)	(5)	(6)	(7)
<b>TOTAL PERTANIAN</b>	<b>666.650</b>	<b>724.404</b>	<b>8,66</b>	<b>987.061</b>	<b>1.335.756</b>	<b>35,33</b>
KARET ALAM	4.282	4.325	1,01	5.738	7.201	25,50
KOPI	60.538	117.051	93,35	123.987	256.616	106,97
KAYU BULAT	42	0	-98,88	32	1	-96,25
UDANG SEGAR/BEKU	42.292	47.081	11,32	285.791	321.865	12,62
TEH	12.465	29.571	137,23	16.918	41.156	143,27
REMPAH-REMPAH	26.891	49.032	416,71	55.781	125.679	125,31
-LADA HITAM	3.685	19.040	416,71	9.189	53.900	486,60
-LADA PUTIH	3.764	6.997	85,88	14.318	34.361	139,99
-KAYU MANIS DAN BUNGANYA	9.119	11.267	23,55	6.757	9.409	39,25
-BIJI PALA & BUNGANYA DAN KAPULAGA	6.369	6.092	-4,35	18.435	20.274	9,98
-PANILI	40	67	68,56	590	783	32,64
-LAINNYA	3.915	5.569	42,26	6.493	6.952	7,07
TEMPAKAU	8.717	8.199	-5,94	20.535	23.391	13,91
BIJI COKLAT	105.574	104.594	-0,93	143.121	200.398	40,02
IKAN DAN LAIN-LAIN	112.836	105.109	19,66	184.014	204.933	11,37
-IKAN TONGKOL/TUNA	17.038	20.388	19,66	41.054	47.580	15,90
-UBUR-UBUR	1.848	3.729	101,79	3.360	6.304	87,61
-KEPITING KERANG-KERANGAN	21.376	19.326	-9,59	57.123	57.816	1,21
-BEKICOT	805	1.053	30,89	1.262	2.546	101,72
-IKAN LAINNYA	71.771	60.612	-15,55	81.216	90.687	11,66
BIJI-BIJIAN	41.184	12.998	62,48	12.520	7.321	-41,52
-BIJI BUNGA	15	24	62,48	414	1.015	145,20
-BIJI KAPAS	10.733	632	-94,11	2.695	165	-93,89
-BIJI LAINNYA	30.436	12.342	-59,45	9.412	6.141	-34,75
BULU BEBEK	128	22	-83,14	127	19	-84,99
DAMAR DAN GETAH DAMAR	13.696	11.035	-19,43	10.149	8.170	-19,50
KOPAL DAN LAIN-LAIN	10.670	10.000	-6,28	7.776	8.317	6,96
SAYUR-SAYURAN	17.418	26.773	53,71	7.672	12.030	56,79
BUAH-BUAHAN	72.121	77.955	8,09	40.358	44.205	9,53
KULIT KERANG DAN LAIN-LAIN	2.511	2.232	-11,10	896	836	-6,65
TANAMAN OBAT	3.914	2.795	-28,59	3.133	3.333	6,37

TABEL 2. PERKEMBANGAN EKSOR KOMODITI HASIL PERTANIAN

JENIS BARANG	BERAT BERSIH (TON)		PERUB	NILAI FOB (RIBU US \$)		PERUB
	JAN-APR 2007	JAN-APR 2008	%	JAN-APR 2007	JAN-APR 2008	%
(1)	(2)	(3)	(4)	(5)	(6)	(7)
BAHAN NABATI LAINNYA	28.699	33.598	3,65	16.279	21.108	29,66
-GANGGANG LAUT	27.380	28.380	3,65	14.962	20.377	36,19
-LAINNYA	1.319	5.218	295,75	1.316	730	-44,52
HASIL PERTANIAN LAINNYA	102.672	82.035	11,96	52.234	49.179	-5,85
-MUTIARA	0	0	11,96	2.748	4.370	59,04
-LAINNYA	102.672	82.034	-20,1	49.486	44.809	-9,45

TABEL 3. PERKEMBANGAN EKSPOR KOMODITI HASIL INDUSTRI

JENIS BARANG	BERAT BERSIH (TON)		PERUB	NILAI FOB (RIBU US \$)		PERUB
	JAN-APR 2007	JAN-APR 2008	%	JAN-APR 2007	JAN-APR 2008	%
(1)	(2)	(3)	(4)	(5)	(6)	(7)
<b>TOTAL INDUSTRI</b>	<b>19.896.569</b>	<b>21.514.634</b>	<b>8,13</b>	<b>23.216.082</b>	<b>29.271.551</b>	<b>26,08</b>
KAYU OLAHAN	1.262.740	1.002.281	-20,63	1.091.040	981.227	-10,06
-KAYU LAPIS	553.260	604.508	9,26	500.041	518.189	3,63
-KAYU GERGAJIAN	104.941	19.169	-81,73	102.699	20.713	-79,83
-KAYU OLAHAN LAIN	604.539	378.603	-37,37	488.299	442.325	-9,42
BARANG DARI LOGAM TIDAK MULIA	1.191.592	1.171.089	-1,72	2.631.916	3.694.642	40,38
-TIMAH	17.694	50.590	185,91	210.119	824.349	292,33
-ALUMINIUM	96.992	90.674	-6,51	292.906	280.731	-4,16
-NIKEL	34.497	43.797	26,96	587.385	687.672	17,07
-BESI/BAJA	702.054	729.973	3,98	696.106	1.020.069	46,54
-TEMBAGA	110.762	95.132	-14,11	775.717	795.753	2,58
-SENG	1.758	1.342	-23,63	3.483	2.320	-33,39
-LOGAM TIDAK MULIA LAIN	227.834	159.580	-29,96	66.200	83.749	26,51
TEKSTIL	614.675	601.492	-2,14	3.165.508	3.345.408	5,68
-PAKAIAN JADI	124.125	129.007	3,93	1.816.387	1.902.336	4,73
-KAIN TENUN	91.095	93.728	2,89	449.069	495.772	10,40
-TEKSTIL LAINNYA	399.456	378.757	-5,18	900.052	947.299	5,25
KARET ALAM OLAHAN	918.164	963.666	4,96	1.833.505	2.502.347	36,48
-BARANG DARI KARET	149.507	153.239	2,50	416.776	485.448	16,48
-SHEET	104.244	69.514	-33,32	195.009	175.168	-10,17
-CRUMB RUBBER	657.568	730.580	11,10	1.209.501	1.816.410	50,18
-CREPE	6.846	10.334	50,94	12.219	25.321	107,23
MAKANAN TERNAK	769.325	1.107.900	44,01	72.742	157.655	116,73
-BUNGKIL KELAPA	54.707	84.098	53,72	6.078	10.914	79,56
-DEDAK/BEKATUL	106.782	135.837	27,21	16.304	20.695	26,93
-LAINNYA	607.836	887.964	46,09	50.360	126.046	150,29
MINYAK ATSIRI DAN LAINNYA	18.969	22.911	20,78	84.417	125.562	48,74
-MINYAK ATSIRI LAINNYA	1.528	1.367	-10,54	25.350	49.509	95,30
-WANGI-WANGIAN DARI MINYAK ATSIRI	17441	21544	23,53	59.067	76.054	28,76
ROTAN OLAHAN	8.894	9.263	4,15	8.586	8.635	0,57
MINYAK NABATI	4.295.262	5.025.025	16,99	2.309.138	4.893.387	111,91
-MINYAK KELAPA SAWIT	3.605.599	4.236.783	17,51	1.898.915	4.032.157	112,34
-MINYAK BIJI KELAPA SAWIT	410.785	402.622	-1,99	237.178	444.816	87,55
-MINYAK NABATI LAIN	278.879	385.620	38,28	173.045	416.413	140,64
ASAM BERLEMAK	204.606	278.273	36,00	115.499	247.507	114,29

-STEARIN	44.145	42.904	-2,81	29.091	45.250	55,54
-ASAM BERLEMAK LAIN	160.461	235.370	46,68	86.408	202.257	134,07

**TABEL 3. PERKEMBANGAN EKSPOR KOMODITI HASIL INDUSTRI**

JENIS BARANG	BERAT BERSIH (TON)		PERUB	NILAI FOB (RIBU US \$)		PERUB
	JAN-APR 2007	JAN-APR 2008	%	JAN-APR 2007	JAN-APR 2008	%
(1)	(2)	(3)	(4)	(5)	(6)	(7)
ALAT LISTRIK UKUR FOGRAFI DLL	212.902	217.578	2,20	2.584.561	2.659.868	2,91
-ALAT LISTRIK	171.447	181.109	5,64	1.515.665	1.668.725	10,10
-DIODE TRANSISTOR	346	252	-27,15	40.041	49.784	24,33
-AUDIO VISUAL	37.201	31.863	-14,35	929.696	808.792	-13,00
-FOTOGRAFI DAN OPTIK	1.850	1.203	-34,97	66.567	73.774	10,83
-ALAT UKUR	308	337	9,34	3.510	5.591	59,29
-LONCENG ARLOJI DAN BAGIANNYA	1.750	2.814	60,79	29.082	53.202	82,94
MAKANAN OLAHAN	474.380	690.545	45,57	683.943	899.927	31,58
-COKLAT OLAHAN	43.610	48.258	10,66	90.986	126.412	38,94
-GULA TETES	68.612	223.338	225,51	5.232	13.171	151,73
-KERUPUK UDANG	2.251	2.747	22,01	3.816	4.527	18,63
-BUAH/SAYURAN OLAHAN	135.544	177.514	30,96	84.331	136.904	62,34
-MINUMAN OLAHAN	23.495	28.221	20,12	13.139	20.648	57,15
-ROKOK DAN TEMBAKAU OLAHAN	25.977	27.128	4,43	130.102	134.650	3,50
-DAGING TERNAK	1.096	1.377	25,65	4.010	5.567	38,84
-DAGING UNGGAS	0	80	285.614,29	16	86	421,34
-IKAN OLAHAN	50.488	59.838	18,52	172.456	232.875	35,03
-BERAS GILING	74	141	89,12	41	137	236,26
-KOPI OLAHAN	18	40	121,54	32	123	286,58
-TEH OLAHAN	13.768	4.383	-68,17	24.425	10.555	-56,79
-GULA PASIR	98	175	79,03	113	239	112,14
-GULA LAINNYA	2.499	3.235	29,43	1.262	2.136	69,29
-MAKANAN OLAHAN LAINNYA	106.850	114.071	6,76	153.982	211.898	37,61
SEMEN	2.329.263	1.571.895	-32,52	69.986	53.517	-23,53
BARANG ANYAMAN	13.519	8.257	-38,92	28.618	21.369	-25,33
-DARI ROTAN	6.092	2.842	-53,35	13.884	6.818	-50,89
-DARI BAHAN LAINNYA	7.426	5.415	-27,09	14.734	14.551	-1,24
MEUBEL DAN BAGIAN-BAGIANNYA	318.590	304.711	-4,36	713.029	733.840	2,92
-DARI ROTAN	41.101	52.629	28,05	118.230	119.496	1,07
-DARI BAHAN LAINNYA	277.490	252.081	-9,16	594.799	614.344	3,29
BAHAN KIMIA	2.003.065	2.964.433	47,99	1.180.554	1.007.464	-14,66
-AN ORGANIK	555.235	1.955.274	252,15	155.188	251.080	61,79
-ORGANIK	972.443	925.857	-4,79	825.944	689.082	-16,57
-LAINNYA	475.388	83.302	-82,48	199.422	67.302	-66,25
PUPUK	57.311	53.546	-6,57	15.189	16.532	8,84
PRODUK PHARMASI	3.460	3.673	6,14	48.344	56.802	17,50
KULIT DAN BARANG DARI KULIT	3.974	4.046	1,82	69.935	80.273	14,78
KACA DAN BARANG DARI KACA	246.456	282.298	14,54	143.473	153.969	7,32
KERTAS DAN BARANG DARI KERTAS	1.280.146	1.430.866	11,77	1.005.451	1.289.325	28,23
INDUSTRI LAINNYA	3.669.275	3.800.886	3,59	5.360.648	6.342.296	18,31
-GLISEROL DAN LARUTAN ALKALI	5.446	16.692	206,49	1.162	7.991	587,39
-MARGARIN DAN LEMAK LAINNYA	117.779	162.170	37,69	68.990	169.726	146,02
-SABUN MANDI DAN CUCI	164.610	172.770	4,96	127.064	175.381	38,03
-BAHAN CELUP ORGANIK SINTETIK	11.859	10.931	-7,82	41.468	47.767	15,19
-PREPARAT PEMBASMI KUMAN DLL	83.113	19.489	-76,55	47.036	51.359	9,19
-DAMAR TIRUAN BAHAN PLASTIK	374.574	412.928	10,24	580.689	698.865	20,35
-BAHAN KERTAS	909.261	852.477	-6,25	360.054	459.583	27,64
-ALAS KAKI (KULIT KARET DAN KANVAS)	38.099	42.768	12,25	531.047	590.062	11,11
-PRODUK KERAMIK	166.748	159.099	-4,59	90.887	102.240	12,49
-EMAS BATANGAN	13	11	-17,65	277.451	323.997	16,78
-PESAWAT UDARA DAN BAGIANNYA	921	1.274	38,36	46.167	28.171	-38,98
-KAPAL LAUT DAN SEJENISNYA	97.802	127.555	30,42	311.897	206.452	-33,81



-PERLENGKAPAN OLAHRAGA DAN MAINAN 8.232 8.106 -1,53 62.907 76.548 21,68

**TABEL 3. PERKEMBANGAN EKSPOR KOMODITI HASIL INDUSTRI**

JENIS BARANG	BERAT BERSIH (TON)			PERUB %	NILAI FOB (RIBU US \$)		PERUB %
	JAN-APR 2007	JAN-APR 2008			JAN-APR 2007	JAN-APR 2008	
(1)	(2)	(3)	(4)	(5)	(6)	(7)	
-PENA DAN PENSIL	3.912	3.136	-19,84	24.471	22.324	-8,78	
-BATU SEMI PERMATA	30	22	-28,06	487	65	-86,73	
-KOPER TAS DOMPET PLASTIK/TEKSTIL	2.889	2.403	-16,81	16.158	17.026	5,37	
-BARANG DARI LOGAM MULIA	111	105	-6,05	43.291	51.584	19,16	
-PETI KEMAS	14.382	10.190	-29,15	15.228	11.064	-27,34	
-KOMPUTER DAN BAGIANNYA	16.386	11.108	-32,21	417.623	248.043	-40,61	
-KENDARAAN BERMOTOR RODA 2 DAN 3	1.178	2.704	129,59	9.084	22.469	147,33	
-KENDARAAN BERMOTOR RODA 4 DAN LEE	39.049	66.680	70,76	231.399	472.326	104,12	
-SUKU CADANG MESIN	36.244	44.599	23,05	302.857	338.461	11,76	
-SUKU CADANG KENDARAAN	50.099	64.101	27,95	359.302	442.594	23,18	
-UBI KAYU OLAHAN	41.431	43.582	5,19	4.595	7.544	64,16	
-INDUSTRI LAINNYA	1.485.108	1.565.986	5,45	1.389.334	1.770.656	27,45	

**TABEL 4. PERKEMBANGAN EKSPOR KOMODITI HASIL PERTAMBANGAN**

JENIS BARANG	BERAT BERSIH (TON)			PERUB %	NILAI FOB (RIBU US \$)		PERUB %
	JAN-APR 2007	JAN-APR 2008			JAN-APR 2007	JAN-APR 2008	
(1)	(2)	(3)	(4)	(5)	(6)	(7)	
<b>TOTAL PERTAMBANGAN</b>	<b>74.466.654</b>	<b>85.386.041</b>	<b>14,66</b>	<b>4.187.735</b>	<b>4.183.511</b>	<b>-0,1</b>	
BIJI TEMBAGA	713.683	444.523	-37,71	1.757.781	962.509	-45,24	
BIJI NIKEL	3.228.658	6.039.530	87,06	208.261	293.078	40,73	
BAUKSIT	2.799.754	3.860.708	37,89	26.745	35.472	32,63	
BIJI TIMAH/TIN	193	552	186,57	28	1	-97,89	
BATU BARA	64.175.232	68.753.193	7,13	2.121.863	2.758.841	30,02	
GRANIT	1.003.405	1.669.387	66,37	4.284	15.542	262,82	
PASIR ALAM	401.112	14	-100,00	4.679	54	-98,84	
HASIL TAMBANG LAIN	2.144.617	4.618.135	115,34	64.093	118.014	84,13	

TABEL 5. PERKEMBANGAN EKSPOR INDONESIA MENURUT KOMODITI DAN NEGARA TUJUAN

JENIS BARANG	BERAT BERSIH (KG)		PERUB	NILAI FOB (US \$)		PERUB
	JAN-APR 2007	JAN-APR 2008	%	JAN-APR 2007	JAN-APR 2008	%
	(1)	(2)	(3)	(4)	(5)	(6)
<b>MINYAK MENTAH</b>	<b>6.139.750.008</b>	<b>6.306.806.001</b>	<b>2,72</b>	<b>2.578.098.922</b>	<b>4.468.122.429</b>	<b>73,31</b>
JAPAN	1.812.188.005	2.271.990.000	25,37	769.136.953	1.603.752.387	108,51
KOREA, REPUBLIC OF	1.084.657.000	1.156.442.000	6,62	410.791.020	743.808.999	81,07
TAIWAN	208.067.002	59.483.000	-71,41	85.948.089	42.603.740	-50,43
CHINA	1.031.343.000	670.655.000	-34,97	439.583.896	481.163.716	9,46
THAILAND	270.187.000	115.701.000	-57,18	115.706.635	90.694.665	-21,62
SINGAPORE	240.117.001	646.335.001	169,18	108.833.393	465.234.407	327,47
MALAYSIA	186.627.000	229.709.000	23,08	70.727.920	158.696.263	124,38
AUSTRALIA	1.074.239.000	896.240.000	-16,57	482.533.683	694.160.546	43,86
NEW ZEALAND	40.109.000	66.815.000	66,58	19.975.302	51.085.007	155,74
UNITED STATES	192.206.000	146.730.000	-23,66	74.862.011	100.489.602	34,23
CANADA	10.000	0	-100,00	20	0	-100,00
ITALY	0	46.706.000	--	0	36.433.097	--
<b>HASIL MINYAK</b>	<b>2.009.499.893</b>	<b>2.168.490.141</b>	<b>7,91</b>	<b>783.773.134</b>	<b>1.105.939.093</b>	<b>41,10</b>
JAPAN	752.850.902	1.005.781.050	33,60	259.637.142	489.590.114	88,57
HONG KONG	5	3.740	74.700,00	11	5.442	49.372,73
KOREA, REPUBLIC OF	251.929.156	244.648.160	-2,89	98.267.653	120.707.530	22,84
TAIWAN	83.823.195	39.636.293	-52,71	36.730.082	17.468.726	-52,44
CHINA	313.797.327	156.609.572	-50,09	113.235.966	68.893.116	-39,16
PAPUA NEW GUINEA	28.866	0	-100,00	36.480	0	-100,00
THAILAND	51.714.290	20.044.729	-61,24	34.319.281	17.012.531	-50,43
SINGAPORE	507.733.997	577.142.104	13,67	229.423.130	344.398.880	50,12
PHILIPPINES	744.817	502.814	-32,49	720.964	537.735	-25,41
MALAYSIA	20.396.926	48.126.246	135,95	7.815.052	22.988.376	194,16
MYANMAR (FORM. BURMA)	17.434	0	-100,00	21.764	0	-100,00
VIET NAM	59.840	53.301	-10,93	70.056	73.160	4,43
MALDIVES	1.108	3.842	246,75	277	4.981	1.698,19
INDIA	24.401.016	73.775.706	202,35	2.336.742	22.010.437	841,93
PAKISTAN	4.080	549.353	13.364,53	5.508	742.288	13.376,54
BANGLADESH	266.037	0	-100,00	190.246	0	-100,00
IRAN (ISLAMIC REPUBLIC OF)	0	179.950	--	0	63.000	--
SYRIA ARAB REPUBLIC	16.660	0	-100,00	17.826	0	-100,00
SOUTH AFRICA	3	0	-100,00	10	0	-100,00
AUSTRALIA	6	79.333	1.322.116,67	6	113.665	1.894.316,67
NEW ZEALAND	71.879	115.370	60,51	91.315	151.503	65,91
FIJI	0	12.720	--	0	21.380	--
EAST TIMOR	1.275.721	760.480	-40,39	511.552	570.360	11,50
UNITED STATES	96.010	0	-100,00	23.642	0	-100,00
UNITED KINGDOM	2.000	0	-100,00	1	0	-100,00
NETHERLANDS	0	250	--	0	16	--
GERMANY, FED. REP. OF	8	0	-100,00	5	0	-100,00
FINLAND	4.760	195.762	4.012,65	5.250	242.998	4.528,53
UKRAINE	33.320	16.660	-50,00	39.180	18.243	-53,44
RUSSIA FEDERATION	230.530	252.706	9,62	273.993	324.612	18,47
<b>GAS ALAM</b>	<b>6.882.351.428</b>	<b>7.033.326.973</b>	<b>2,19</b>	<b>2.739.033.220</b>	<b>4.299.268.258</b>	<b>56,96</b>
JAPAN	4.581.673.479	4.595.914.752	0,31	1.653.481.375	2.429.706.025	46,94
KOREA, REPUBLIC OF	1.411.551.838	1.408.267.534	-0,23	670.535.479	1.078.449.314	60,83
CHINA	874.352.456	1.003.930.188	14,82	405.550.234	766.232.980	88,94
THAILAND	14.773.655	25.210.000	70,64	9.466.132	24.875.388	162,78
SINGAPORE	0	399	--	0	80	--
MALAYSIA	0	4.100	--	0	4.471	--
<b>KARET ALAM</b>	<b>4.282.054</b>	<b>4.325.469</b>	<b>1,01</b>	<b>5.737.756</b>	<b>7.200.921</b>	<b>25,50</b>
JAPAN	86.338	85.731	-0,70	375.078	385.573	2,80
HONG KONG	102.109	715.880	601,09	144.700	1.107.527	665,40
KOREA, REPUBLIC OF	47.980	360.468	651,29	26.097	876.452	3.258,44
CHINA	1.300.080	2.259.728	73,81	1.719.789	3.617.430	110,34
SINGAPORE	307.047	298.843	-2,67	151.348	155.530	2,76
MALAYSIA	2	25.000	1.249.900,00	67	33.726	50.237,31
TURKEY	253.850	474.990	87,11	319.035	799.233	150,52
UNITED STATES	1.550.215	54	-100,00	1.983.477	8.370	-99,58
BRAZIL	100.324	0	-100,00	128.560	0	-100,00
MARTINIQUE	92	0	-100,00	157	0	-100,00
NETHERLANDS	77.314	0	-100,00	202.852	0	-100,00
FRANCE	23	0	-100,00	44	0	-100,00
GERMANY, FED. REP. OF	182.150	104.712	-42,51	274.226	206.280	-24,78
DENMARK	0	63	--	0	10.800	--
ITALY	274.530	0	-100,00	412.326	0	-100,00
<b>KOPI</b>	<b>60.538.321</b>	<b>117.050.716</b>	<b>93,35</b>	<b>123.987.319</b>	<b>256.615.931</b>	<b>106,97</b>
JAPAN	12.838.956	17.770.480	38,41	24.443.863	41.188.151	68,50
HONG KONG	287.656	277.673	-3,47	592.216	646.623	9,19
KOREA, REPUBLIC OF	5	121.885	2.437.600,00	11	310.864	2.825.936,36
TAIWAN	1.204.830	1.016.393	-15,64	2.878.935	2.859.444	-0,68
CHINA	122.558	148.800	21,41	199.055	282.957	42,15
PAPUA NEW GUINEA	0	1.124	--	0	1.541	--

TABEL 5. PERKEMBANGAN EKSPOR INDONESIA MENURUT KOMODITI DAN NEGARA TUJUAN

JENIS BARANG	BERAT BERSIH (KG)		PERUB	NILAI FOB (US \$)		PERUB
	JAN-APR 2007	JAN-APR 2008	%	JAN-APR 2007	JAN-APR 2008	%
	(1)	(2)	(3)	(4)	(5)	(6)
SINGAPORE	4.733.964	1.806.316	-61,84	10.728.273	3.501.066	-67,37
PHILIPPINES	18.000	1.776.699	9.770,55	42.275	3.706.263	8.667,03
MALAYSIA	2.984.011	3.811.696	27,74	4.160.704	7.044.339	69,31
INDIA	518.000	4.307.640	731,59	648.470	7.319.064	1.028,67
IRAN (ISLAMIC REPUBLIC OF)	527.400	0	-100,00	933.534	0	-100,00
SAUDI ARABIA	0	21.000	--	0	56.700	--
ISRAEL	0	17.760	--	0	36.497	--
UNITED ARAB EMIRATES	197.100	257.100	30,44	335.468	542.937	61,84
EGYPT	854.520	2.740.200	220,67	1.462.502	5.485.411	275,07
MOROCCO	705.600	1.941.600	175,17	1.005.824	3.680.319	265,90
ALGERIA	439.800	4.461.000	914,32	614.250	9.211.992	1.399,71
BURKINA FASO	0	17.999	--	0	54.600	--
SOUTH AFRICA	1.044.000	3.376.696	223,44	1.317.284	7.342.974	457,43
AUSTRALIA	523.200	2.819.999	438,99	1.301.385	5.969.117	358,67
NEW ZEALAND	111.180	160.632	44,48	320.043	548.176	71,28
AMERICAN SAMOA	13.451	0	-100,00	4.917	0	-100,00
FIJI	157	0	-100,00	664	0	-100,00
SOLOMON ISLANDS	0	686	--	0	1.614	--
UNITED STATES	11.206.915	20.780.841	85,43	34.589.937	57.950.179	67,53
CANADA	712.500	1.049.520	47,30	1.989.026	3.632.584	82,63
MEXICO	139.500	1.849.500	1.225,81	421.935	4.052.824	860,53
ECUADOR	307.200	986.400	221,09	476.160	1.763.358	270,33
UNITED KINGDOM	934.438	2.999.699	221,02	2.096.328	5.175.544	146,89
NETHERLANDS	138.180	228.500	65,36	365.588	747.963	104,59
FRANCE	126.000	442.200	250,95	131.040	809.332	517,62
GERMANY, FED. REP. OF	7.665.553	23.913.020	211,95	13.589.422	46.334.768	240,96
AUSTRIA	0	105.252	--	0	166.868	--
BELGIUM	1.339.200	2.347.696	75,31	2.326.193	5.425.216	133,22
SWITZERLAND	287.100	400.800	39,60	457.865	840.370	83,54
DENMARK	303.000	183.000	-39,60	623.393	415.405	-33,36
NORWAY	54.000	54.000	0,00	131.240	188.040	43,28
SWEDEN	223.807	257.100	14,88	452.063	738.720	63,41
IRELAND	234.000	110.400	-52,82	592.575	370.650	-37,45
ITALY	2.361.400	6.459.310	173,54	3.868.529	12.524.890	223,76
SPAIN	233.400	232.200	-0,51	354.748	481.592	35,76
PORTUGAL	666.600	292.800	-56,08	1.096.770	649.460	-40,78
GREECE	273.600	391.800	43,20	493.273	804.887	63,17
POLAND	991.740	636.000	-35,87	1.233.926	1.187.415	-3,77
ROMANIA	1.615.200	974.400	-39,67	2.069.789	1.861.430	-10,07
BULGARIA	1.113.600	1.603.800	44,02	1.561.259	3.387.970	117,00
ARMENIA	285.000	119.700	-58,00	496.575	319.148	-35,73
UKRAINE	0	18.000	--	0	33.003	--
LATVIA	0	162.000	--	0	270.648	--
ESTONIA	18.000	666.000	3.600,00	57.600	1.133.064	1.867,13
GEORGIA	1.896.000	2.102.400	10,89	2.845.072	3.772.408	32,59
CZECH REPUBLIC	0	273.000	--	0	450.870	--
RUSSIA FEDERATION	288.000	558.000	93,75	677.340	1.336.676	97,34
<b>KAYU BULAT</b>	<b>41.696</b>	<b>466</b>	<b>-98,88</b>	<b>32.151</b>	<b>1.205</b>	<b>-96,25</b>
JAPAN	20.017	465	-97,68	9.855	1.200	-87,82
KOREA, REPUBLIC OF	1	0	-100,00	8	0	-100,00
SINGAPORE	1.016	1	-99,90	6.685	5	-99,93
PHILIPPINES	10	0	-100,00	80	0	-100,00
VIET NAM	9	0	-100,00	61	0	-100,00
UNITED ARAB EMIRATES	20.493	0	-100,00	10.001	0	-100,00
UNITED STATES	2	0	-100,00	35	0	-100,00
UNITED KINGDOM	148	0	-100,00	5.426	0	-100,00
<b>UDANG SEGAR/BEKU</b>	<b>42.292.420</b>	<b>47.080.502</b>	<b>11,32</b>	<b>285.791.045</b>	<b>321.864.599</b>	<b>12,62</b>
JAPAN	13.214.772	12.056.207	-8,77	111.284.534	101.435.158	-8,85
HONG KONG	2.134.083	1.411.117	-33,88	10.592.776	6.807.438	-35,74
KOREA, REPUBLIC OF	160.485	163.525	1,89	987.851	1.184.994	19,96
TAIWAN	851.916	882.106	3,54	1.296.519	2.728.368	110,44
CHINA	845.384	1.859.494	119,96	3.205.480	5.345.821	66,77
MACAU	539	4.289	695,73	2.875	4.289	49,18
THAILAND	5.619	66.209	1.078,31	1.668	301.356	17.966,91
SINGAPORE	1.034.933	565.338	-45,37	2.086.045	1.869.341	-10,39
PHILIPPINES	19.306	0	-100,00	71.003	0	-100,00
MALAYSIA	1.804.903	1.632.732	-9,54	2.423.059	2.274.694	-6,12
CAMBODIA	0	150	--	0	10	--
VIET NAM	205.380	258.626	25,93	1.629.879	2.507.641	53,85
INDIA	10.798	0	-100,00	69.985	0	-100,00
PAKISTAN	0	25	--	0	32	--
SRI LANKA	13.168	0	-100,00	9.869	0	-100,00
KUWAIT	240	0	-100,00	4.944	0	-100,00
TURKEY	33.864	37.232	9,95	45.277	48.401	6,90
UNITED ARAB EMIRATES	11.949	92.819	676,79	91.028	520.798	472,13
CYPRUS	15.444	27.489	77,99	128.715	213.491	65,86

TABEL 5. PERKEMBANGAN EKSPOR INDONESIA MENURUT KOMODITI DAN NEGARA TUJUAN

JENIS BARANG	BERAT BERSIH (KG)		PERUB	NILAI FOB (US \$)		PERUB
	JAN-APR 2007	JAN-APR 2008	%	JAN-APR 2007	JAN-APR 2008	%
	(1)	(2)	(3)	(4)	(5)	(6)
EGYPT	133.842	216.234	61,56	809.539	1.219.539	50,65
REUNION	74.798	146.314	95,61	541.370	1.255.642	131,94
SOUTH AFRICA	13	531	3.984,62	25	1.495	5.880,00
MAURITIUS	41.994	17.164	-59,13	267.923	125.157	-53,29
AUSTRALIA	224.835	178.433	-20,64	1.684.162	1.026.201	-39,07
NEW ZEALAND	38.979	17.078	-56,19	196.469	95.930	-51,17
GUAM	0	660	--	0	21.545	--
UNITED STATES	13.879.046	20.323.727	46,43	103.245.651	146.909.165	42,29
CANADA	158.601	199.141	25,56	1.009.629	1.124.954	11,42
PUERTO RICO	224.652	370.584	64,96	1.287.512	2.377.081	84,63
UNITED KINGDOM	2.404.401	2.079.215	-13,52	14.818.860	14.161.445	-4,44
NETHERLANDS	101.833	350.542	244,23	631.385	2.120.922	235,92
FRANCE	125.316	135.984	8,51	686.584	1.044.446	52,12
GERMANY, FED. REP. OF	467.805	734.011	56,91	2.885.110	4.999.968	73,30
BELGIUM	3.191.123	2.532.621	-20,64	19.021.950	16.353.272	-14,03
SWITZERLAND	60.815	58.306	-4,13	440.379	381.325	-13,41
DENMARK	82.341	95.335	15,78	665.198	728.898	9,58
SWEDEN	85.517	34.064	-60,17	655.466	323.030	-50,72
IRELAND	0	15.375	--	0	244.715	--
ITALY	403.070	394.398	-2,15	1.486.995	1.321.668	-11,12
SPAIN	64.740	18.178	-71,92	458.644	99.692	-78,26
PORTUGAL	0	26.655	--	0	82.239	--
GREECE	0	8.430	--	0	21.753	--
UKRAINE	0	14.710	--	0	92.172	--
LITHUANIA	13.880	0	-100,00	115.701	0	-100,00
LATVIA	60.865	0	-100,00	356.828	0	-100,00
GEORGIA	74.736	0	-100,00	452.307	0	-100,00
RUSSIA FEDERATION	16.435	55.454	237,41	141.851	490.513	245,79
<b>TEH</b>	<b>12.465.089</b>	<b>29.570.978</b>	<b>137,23</b>	<b>16.917.992</b>	<b>41.156.036</b>	<b>143,27</b>
JAPAN	9.908	427.974	4.219,48	39.712	640.624	1.513,17
HONG KONG	2.531	17.499	591,39	7.597	10.322	35,87
KOREA, REPUBLIC OF	36	1.299	3.508,33	240	803	234,58
TAIWAN	55.242	279.158	405,34	97.962	323.539	230,27
CHINA	36.010	165.160	358,65	26.158	156.894	499,79
THAILAND	96	0	-100,00	695	0	-100,00
SINGAPORE	91.833	228.453	148,77	127.518	303.730	138,19
PHILIPPINES	74	0	-100,00	560	0	-100,00
MALAYSIA	1.917.706	2.685.922	40,06	2.179.770	3.880.823	78,04
MALDIVES	0	154	--	0	409	--
INDIA	221.760	1.313.488	492,30	299.730	1.576.357	425,93
PAKISTAN	1.986.399	4.029.602	102,86	3.519.681	6.802.793	93,28
SRI LANKA	27.792	132.620	377,19	42.305	207.559	390,63
AFGHANISTAN	115.179	225.720	95,97	139.183	296.375	112,94
IRAN (ISLAMIC REPUBLIC OF)	37.400	0	-100,00	53.432	0	-100,00
SAUDI ARABIA	63.534	90.128	41,86	81.826	145.790	78,17
ISRAEL	0	74.200	--	0	90.356	--
JORDAN	0	10.600	--	0	13.752	--
SYRIA ARAB REPUBLIC	0	8.000	--	0	15.040	--
TURKEY	0	204.520	--	0	342.147	--
UNITED ARAB EMIRATES	541.997	1.884.233	247,65	554.740	2.351.532	323,90
EGYPT	0	469.660	--	0	748.950	--
KENYA	38.200	144.000	276,96	26.826	86.400	222,08
NIGERIA	24.200	0	-100,00	36.640	0	-100,00
UGANDA	45	0	-100,00	422	0	-100,00
DJIBOUTI	39.300	145.694	270,72	23.580	97.558	313,73
SOUTH AFRICA	72.000	178.680	148,17	135.656	383.596	182,77
AUSTRALIA	50.742	171.270	237,53	74.741	250.899	235,69
NEW ZEALAND	187.301	135.343	-27,74	197.960	140.328	-29,11
VANUATU	0	113	--	0	171	--
FIJI	0	42.560	--	0	56.619	--
SAMOA	0	350	--	0	700	--
EAST TIMOR	20.400	0	-100,00	22.542	0	-100,00
UNITED STATES	906.436	2.117.128	133,57	1.394.795	2.740.459	96,48
CANADA	131.148	251.478	91,75	173.441	334.286	92,74
GUATEMALA	10.600	0	-100,00	13.886	0	-100,00
CHILE	40.000	217.260	443,15	51.500	350.518	580,62
UNITED KINGDOM	886.683	3.584.154	304,22	1.177.606	5.097.215	332,85
NETHERLANDS	504.686	1.267.802	151,21	577.604	1.813.694	214,00
FRANCE	0	8.106	--	0	25.453	--
GERMANY, FED. REP. OF	1.544.449	2.413.449	56,27	1.769.034	2.787.598	57,58
SWITZERLAND	0	48	--	0	120	--
DENMARK	0	28.200	--	0	49.200	--
SWEDEN	0	10.400	--	0	10.483	--
FINLAND	71.000	0	-100,00	89.740	0	-100,00
IRELAND	24.800	0	-100,00	35.224	0	-100,00
ITALY	11.000	15.569	41,54	12.320	34.559	180,51
SPAIN	7.003	0	-100,00	12.706	0	-100,00

TABEL 5. PERKEMBANGAN EKSPOR INDONESIA MENURUT KOMODITI DAN NEGARA TUJUAN

JENIS BARANG	BERAT BERSIH (KG)		PERUB	NILAI FOB (US \$)		PERUB
	JAN-APR 2007	JAN-APR 2008	%	JAN-APR 2007	JAN-APR 2008	%
	(1)	(2)	(3)	(4)	(5)	(6)
POLAND	321.323	1.053.446	227,85	339.850	1.542.131	353,77
KAZAKHSTAN	0	48.000	--	0	60.116	--
KYRGYZSTAN	0	34.995	--	0	47.312	--
UKRAINE	195.207	256.473	31,39	288.457	326.498	13,19
LATVIA	23.294	42.078	80,64	37.909	70.090	84,89
CZECH REPUBLIC	0	1.921	--	0	17.981	--
RUSSIA FEDERATION	2.247.775	5.154.071	129,30	3.254.444	6.924.257	112,76
<b>-LADA HITAM</b>	<b>3.684.915</b>	<b>19.040.217</b>	<b>416,71</b>	<b>9.188.543</b>	<b>53.900.089</b>	<b>486,60</b>
JAPAN	122.114	132.924	8,85	288.269	489.491	69,80
HONG KONG	31.000	16.000	-48,39	84.560	55.125	-34,81
KOREA, REPUBLIC OF	60.077	88.000	46,48	173.935	319.495	83,69
TAIWAN	50.850	46.000	-9,54	124.900	84.900	-32,03
CHINA	0	30.000	--	0	108.995	--
SINGAPORE	279.118	818.364	193,20	455.652	1.814.691	298,26
PHILIPPINES	659	108.574	16.375,57	1.038	19.124	1.742,39
MALAYSIA	44.387	26.731	-39,78	46.036	87.283	89,60
NEPAL	0	140.400	--	0	481.409	--
VIET NAM	82.281	1.187.330	1.343,02	182.190	3.789.260	1.979,84
INDIA	174.533	2.560.800	1.367,23	326.805	8.348.506	2.454,58
PAKISTAN	0	45.000	--	0	143.400	--
BENIN	0	19.050	--	0	55.245	--
NIGER	20.000	0	-100,00	42.000	0	-100,00
SOUTH AFRICA	14.938	18.960	26,92	48.650	6.636	-86,36
AUSTRALIA	26.460	179.791	579,48	118.384	694.142	486,35
UNITED STATES	2.482.000	12.137.754	389,03	6.370.895	32.529.692	410,60
CANADA	113.058	50.035	-55,74	358.750	168.492	-53,03
DOMINICAN REPUBLIC	0	4.685	--	0	15.750	--
NETHERLANDS	70.705	697.000	885,79	256.464	2.434.582	849,29
FRANCE	38.000	127.000	234,21	101.275	437.778	332,27
GERMANY, FED. REP. OF	60.000	88.200	47,00	153.000	275.995	80,39
ITALY	0	61.000	--	0	226.804	--
PORTUGAL	0	2.518	--	0	5.263	--
BULGARIA	0	34.949	--	0	82.163	--
UKRAINE	0	13.000	--	0	48.750	--
RUSSIA FEDERATION	14.735	406.152	2.656,38	55.740	1.177.118	2.011,80
<b>-LADA PUTIH</b>	<b>3.764.214</b>	<b>6.996.938</b>	<b>85,88</b>	<b>14.317.522</b>	<b>34.361.250</b>	<b>139,99</b>
JAPAN	300.647	585.000	94,58	1.204.790	2.865.627	137,85
HONG KONG	31.192	15.999	-48,71	109.475	88.450	-19,21
KOREA, REPUBLIC OF	32.788	16.765	-48,87	130.172	66.175	-49,16
TAIWAN	88.000	89.000	1,14	327.447	368.345	12,49
CHINA	0	34.000	--	0	177.750	--
SINGAPORE	797.843	1.495.697	87,47	2.882.763	7.276.466	152,41
PHILIPPINES	2.704	1.703	-37,02	4.889	4.634	-5,22
MALAYSIA	123.349	187.000	51,60	468.275	906.428	93,57
VIET NAM	218.316	483.000	121,24	987.133	2.329.731	136,01
INDIA	54.254	310.000	471,39	191.411	1.489.435	678,13
PAKISTAN	0	1.591	--	0	7.828	--
SOUTH AFRICA	15.000	17.000	13,33	53.250	95.200	78,78
AUSTRALIA	0	51.000	--	0	249.590	--
EAST TIMOR	4	0	-100,00	8	0	-100,00
UNITED STATES	867.000	1.538.000	77,39	3.494.414	7.957.173	127,71
CANADA	0	58.101	--	0	303.136	--
DOMINICAN REPUBLIC	10.042	19.511	94,29	27.800	68.370	145,94
UNITED KINGDOM	0	31.000	--	0	160.700	--
NETHERLANDS	616.071	1.010.000	63,94	2.243.606	4.845.046	115,95
FRANCE	0	32.000	--	0	147.760	--
GERMANY, FED. REP. OF	566.000	751.001	32,69	2.061.539	3.723.615	80,62
BELGIUM	34.000	136.000	300,00	120.050	638.386	431,77
ITALY	0	49.000	--	0	188.162	--
SPAIN	0	49.000	--	0	256.330	--
PORTUGAL	7.004	20.570	193,69	10.500	83.288	693,22
BULGARIA	0	15.000	--	0	63.625	--
<b>-KAYU MANIS DAN BUNGANYA</b>	<b>9.118.740</b>	<b>11.266.538</b>	<b>23,55</b>	<b>6.756.670</b>	<b>9.408.519</b>	<b>39,25</b>
JAPAN	8.450	0	-100,00	10.503	0	-100,00
KOREA, REPUBLIC OF	33.487	61.320	83,12	34.848	38.767	11,25
TAIWAN	11.602	260	-97,76	9.318	100	-98,93
CHINA	31.350	0	-100,00	24.060	0	-100,00
THAILAND	909.699	915.357	0,62	627.399	874.387	39,37
SINGAPORE	289.370	213.044	-26,38	178.639	164.059	-8,16
PHILIPPINES	441	170	-61,45	795	465	-41,51
MALAYSIA	322.073	514.375	59,71	190.616	557.749	192,60
VIET NAM	17.999	0	-100,00	9.238	0	-100,00
MALDIVES	0	291	--	0	515	--
INDIA	206.945	227.946	10,15	164.155	185.768	13,17
PAKISTAN	17.000	0	-100,00	11.050	0	-100,00

TABEL 5. PERKEMBANGAN EKSPOR INDONESIA MENURUT KOMODITI DAN NEGARA TUJUAN

JENIS BARANG	BERAT BERSIH (KG)		PERUB	NILAI FOB (US \$)		PERUB
	JAN-APR 2007	JAN-APR 2008	%	JAN-APR 2007	JAN-APR 2008	%
	(1)	(2)	(3)	(4)	(5)	(6)
IRAN (ISLAMIC REPUBLIC OF)	64.000	0	-100,00	49.600	0	-100,00
SAUDI ARABIA	10.000	10.000	0,00	2.500	9.690	287,60
ISRAEL	0	69.000	--	0	44.896	--
JORDAN	48.000	12.968	-72,98	14.400	10.653	-26,02
SYRIA ARAB REPUBLIC	75.000	114.550	52,73	41.360	76.985	86,13
TURKEY	150.000	102.000	-32,00	80.661	39.372	-51,19
UNITED ARAB EMIRATES	237.750	199.235	-16,20	81.416	116.549	43,15
EGYPT	9.840	35.090	256,61	7.748	29.713	283,49
MOROCCO	36.000	184.500	412,50	9.600	116.442	1.112,94
TUNISIA	28.950	40.000	38,17	27.364	41.979	53,41
ALGERIA	164.401	36.520	-77,79	113.407	38.160	-66,35
REUNION	10.385	270	-97,40	5.816	129	-97,78
SOUTH AFRICA	37.999	46.529	22,45	26.755	49.155	83,72
MAURITIUS	5.999	9	-99,85	5.488	15	-99,73
AUSTRALIA	243	12.761	5.151,44	269	19.885	7.292,19
UNITED STATES	4.152.454	4.746.499	14,31	3.495.383	3.973.840	13,69
CANADA	164.000	144.597	-11,83	119.252	124.896	4,73
MEXICO	0	18.000	--	0	14.400	--
SURINAME	0	207	--	0	810	--
VENEZUELA	17.000	155.161	812,71	12.495	104.230	734,17
BRAZIL	359.176	365.003	1,62	220.051	289.220	31,43
COLOMBIA	0	46.000	--	0	28.830	--
PUERTO RICO	9.500	0	-100,00	8.865	0	-100,00
DOMINICAN REPUBLIC	358.336	505.408	41,04	202.836	357.109	76,06
DOMINICA	36.000	54.000	50,00	6.480	13.140	102,78
UNITED KINGDOM	3.100	23.000	641,94	10.465	18.490	76,68
NETHERLANDS	310.064	898.623	189,82	211.844	692.296	226,80
FRANCE	168.000	320.223	90,61	149.280	287.791	92,79
GERMANY, FED. REP. OF	222.121	394.796	77,74	173.762	357.344	105,65
AUSTRIA	0	46	--	0	144	--
BELGIUM	39.005	225.000	476,85	21.282	224.305	953,97
DENMARK	18.000	0	-100,00	9.700	0	-100,00
NORWAY	18.000	0	-100,00	17.097	0	-100,00
SWEDEN	1	13.714	1.371.300,00	4	19.623	490.475,00
FINLAND	19.999	0	-100,00	12.353	0	-100,00
ITALY	74.788	48.670	-34,92	77.663	47.939	-38,27
SPAIN	50.800	69.000	35,83	23.284	39.630	70,20
PORTUGAL	91.369	83.000	-9,16	65.323	88.492	35,47
GREECE	153.999	210.694	36,82	115.209	199.973	73,57
POLAND	69.300	99.681	43,84	50.693	71.971	41,97
ROMANIA	26.726	0	-100,00	9.219	0	-100,00
RUSSIA FEDERATION	30.019	49.021	63,30	17.125	38.613	125,48
<b>-BIJI PALA &amp; BUNGANYA DAN KAPI</b>	<b>6.369.267</b>	<b>6.092.436</b>	<b>-4,35</b>	<b>18.434.699</b>	<b>20.274.163</b>	<b>9,98</b>
JAPAN	204.140	223.567	9,52	1.526.797	1.546.503	1,29
HONG KONG	16.052	9	-99,94	32.156	41	-99,87
KOREA, REPUBLIC OF	128.198	141.283	10,21	165.168	191.155	15,73
TAIWAN	4.265	271	-93,65	1.619	1.440	-11,06
CHINA	26.960	17.427	-35,36	10.245	8.749	-14,60
THAILAND	56.194	82.724	47,21	228.100	370.740	62,53
SINGAPORE	333.484	468.517	40,49	1.445.718	2.429.488	68,05
PHILIPPINES	20.742	9.611	-53,66	43.683	26.147	-40,14
MALAYSIA	355.985	287.967	-19,11	774.184	896.581	15,81
MYANMAR (FORM. BURMA)	19.990	6.247	-68,75	51.073	21.106	-58,67
VIET NAM	2.339.304	1.955.062	-16,43	2.618.839	3.147.628	20,19
MALDIVES	0	121	--	0	163	--
INDIA	392.544	332.271	-15,35	1.050.651	1.144.856	8,97
PAKISTAN	28.724	68.999	140,21	120.141	420.552	250,05
BANGLADESH	46.647	42.378	-9,15	246.041	241.660	-1,78
AFGHANISTAN	0	8.000	--	0	64.000	--
SAUDI ARABIA	32.632	0	-100,00	17.607	0	-100,00
KUWAIT	799	0	-100,00	2.231	0	-100,00
LEBANON	14.999	0	-100,00	61.000	0	-100,00
YEMEN	0	3.146	--	0	9.778	--
UNITED ARAB EMIRATES	28.157	109.924	290,40	42.932	200.064	366,00
QATAR	585	0	-100,00	654	0	-100,00
EGYPT	0	2.807	--	0	6.953	--
MOROCCO	58.328	29.049	-50,20	182.906	98.524	-46,13
GHANA	15.000	15.000	0,00	82.500	78.750	-4,55
NIGERIA	15.000	14.738	-1,75	99.000	2.800	-97,17
BENIN	28.670	33.895	18,22	8.775	8.713	-0,71
SOUTH AFRICA	39.000	0	-100,00	174.200	0	-100,00
AUSTRALIA	42.655	33.648	-21,12	124.023	144.668	16,65
UNITED STATES	270.852	403.716	49,05	1.031.380	1.478.558	43,36
CANADA	11.499	13.750	19,58	52.650	42.264	-19,73
MEXICO	0	11.821	--	0	8.827	--
CHILE	0	14.168	--	0	67.315	--
ARGENTINA	8.000	153.600	1.820,00	23.500	216.256	820,24

TABEL 5. PERKEMBANGAN EKSPOR INDONESIA MENURUT KOMODITI DAN NEGARA TUJUAN

JENIS BARANG	BERAT BERSIH (KG)		PERUB	NILAI FOB (US \$)		PERUB
	JAN-APR 2007	JAN-APR 2008	%	JAN-APR 2007	JAN-APR 2008	%
	(1)	(2)	(3)	(4)	(5)	(6)
BRAZIL	0	14.040	--	0	88.374	--
DOMINICAN REPUBLIC	12.620	20.355	61,29	34.040	72.125	111,88
UNITED KINGDOM	0	1.250	--	0	3.035	--
NETHERLANDS	839.182	775.342	-7,61	3.598.608	3.049.646	-15,25
FRANCE	24.499	22.999	-6,12	142.525	177.680	24,67
GERMANY, FED. REP. OF	309.997	224.197	-27,68	1.429.793	1.211.370	-15,28
AUSTRIA	0	16	--	0	53	--
BELGIUM	353.238	303.123	-14,19	1.865.554	1.724.715	-7,55
ITALY	156.901	135.750	-13,48	752.932	642.635	-14,65
SPAIN	54.009	44.999	-16,68	186.489	222.520	19,32
UKRAINE	13.500	13.500	0,00	40.712	41.145	1,06
RUSSIA FEDERATION	65.916	53.149	-19,37	166.273	166.586	0,19
<b>-PANILI</b>	<b>39.706</b>	<b>66.928</b>	<b>68,56</b>	<b>589.962</b>	<b>782.509</b>	<b>32,64</b>
JAPAN	350	265	-24,29	11.340	4.270	-62,35
HONG KONG	40	155	287,50	1.124	1.580	40,57
CHINA	0	950	--	0	22.704	--
SINGAPORE	60	471	685,00	1.733	2.190	26,37
MALAYSIA	480	3.458	620,42	3.850	9.804	154,65
AUSTRALIA	100	352	252,00	2.245	7.326	226,33
UNITED STATES	29.615	44.933	51,72	455.618	411.638	-9,65
CANADA	4.473	0	-100,00	20.000	0	-100,00
BRAZIL	398	0	-100,00	9.020	0	-100,00
DOMINICA	370	120	-67,57	13.087	3.600	-72,49
UNITED KINGDOM	1.448	1.677	15,81	40.335	37.831	-6,21
NETHERLANDS	117	10.000	8.447,01	1.042	205.000	19.573,70
GERMANY, FED. REP. OF	2.255	4.547	101,64	30.568	76.566	150,48
<b>-LAINNYA</b>	<b>3.914.509</b>	<b>5.568.624</b>	<b>42,26</b>	<b>6.493.112</b>	<b>6.951.970</b>	<b>7,07</b>
JAPAN	143.097	152.484	6,56	149.794	206.430	37,81
HONG KONG	6.504	16.759	157,67	25.886	108.464	319,01
KOREA, REPUBLIC OF	50.958	6.392	-67,46	61.728	6.858	-88,89
TAIWAN	60.807	28.820	-52,60	140.624	77.502	-44,89
CHINA	62.777	89.809	43,06	101.182	16.040	-84,15
THAILAND	28.558	19.285	-32,47	119.193	58.097	-51,26
SINGAPORE	550.798	491.713	-10,73	529.962	860.857	62,44
PHILIPPINES	0	5.981	--	0	10.655	--
MALAYSIA	293.971	1.121.501	281,50	369.942	762.370	106,08
MYANMAR (FORM. BURMA)	0	6.738	--	0	22.763	--
BRUNEI DARUSSALAM	1.254	10.407	729,90	191.260	26.818	-85,98
NEPAL	40.500	12.042	-70,27	64.448	12.100	-81,23
VIET NAM	745.935	790.054	5,91	603.683	883.054	46,28
MALDIVES	0	21	--	0	86	--
INDIA	617.056	939.284	52,22	898.780	1.500.926	67,00
PAKISTAN	46.119	319.078	591,86	80.943	156.267	93,06
BANGLADESH	5.209	75.917	1.357,42	18.304	72.469	295,92
SAUDI ARABIA	548.240	287.749	-47,51	1.420.205	445.718	-68,62
ISRAEL	0	10.000	--	0	2.300	--
KUWAIT	5.704	0	-100,00	15.912	0	-100,00
JORDAN	10.000	31.851	218,51	2.200	19.664	793,82
LEBANON	8.500	0	-100,00	2.508	0	-100,00
YEMEN	48	18.114	37.637,50	1.440	53.325	3.603,13
SYRIA ARAB REPUBLIC	40.000	147.050	267,63	5.000	37.460	649,20
UNITED ARAB EMIRATES	134.956	225.665	67,21	54.594	160.609	194,19
QATAR	2.872	0	-100,00	2.732	0	-100,00
BAHRAIN	1.260	8.000	534,92	393	1.200	205,34
EGYPT	66.369	219.700	231,03	28.779	138.979	382,92
TOGO	0	143	--	0	1.351	--
NIGERIA	13.950	0	-100,00	21.330	0	-100,00
BENIN	12.000	0	-100,00	8.400	0	-100,00
SOUTH AFRICA	0	48.520	--	0	15.158	--
AUSTRALIA	85.309	26.228	-69,26	285.990	103.771	-63,72
NEW ZEALAND	4.020	0	-100,00	23.445	0	-100,00
UNITED STATES	133.153	165.315	24,15	586.664	688.315	17,33
CANADA	0	9.385	--	0	5.717	--
MEXICO	0	4.178	--	0	3.120	--
BRAZIL	19.774	11.101	-43,86	120.177	56.594	-52,91
UNITED KINGDOM	0	10.417	--	0	10.044	--
NETHERLANDS	86.131	180.474	109,53	253.069	185.734	-26,61
FRANCE	25.292	24.999	-1,16	164.889	192.990	17,04
GERMANY, FED. REP. OF	40.145	14.495	-63,89	125.494	15.558	-87,60
AUSTRIA	0	143	--	0	453	--
BELGIUM	10.000	24.750	147,50	2.500	19.625	685,00
SWEDEN	2	0	-100,00	7	0	-100,00
ITALY	108	85	-21,30	315	254	-19,37
SPAIN	7.000	1.000	-85,71	2.965	3.900	31,53
PORTUGAL	0	1.441	--	0	3.013	--
GREECE	0	3	--	0	9	--

TABEL 5. PERKEMBANGAN EKSPOR INDONESIA MENURUT KOMODITI DAN NEGARA TUJUAN

JENIS BARANG	BERAT BERSIH (KG)		PERUB	NILAI FOB (US \$)		PERUB
	JAN-APR 2007	JAN-APR 2008	%	JAN-APR 2007	JAN-APR 2008	%
	(1)	(2)	(3)	(4)	(5)	(6)
POLAND	0	11.533	--	0	5.353	--
UKRAINE	6.000	0	-100,00	8.086	0	-100,00
RUSSIA FEDERATION	133	0	-100,00	289	0	-100,00
<b>TEBAKAU</b>	<b>8.716.925</b>	<b>8.199.122</b>	<b>-5,94</b>	<b>20.535.162</b>	<b>23.390.771</b>	<b>13,91</b>
JAPAN	1.307	0	-100,00	5.748	0	-100,00
CHINA	23.760	23.760	0,00	28.512	363.842	1.176,10
SINGAPORE	76.322	1	-100,00	85.859	2	-100,00
PHILIPPINES	351.603	1.070.996	204,60	534.902	2.483.375	364,27
MALAYSIA	624.206	856.712	37,25	493.281	2.531.658	413,23
VIET NAM	198.000	363.108	83,39	128.700	296.010	130,00
SRI LANKA	72.377	118.628	63,90	1.018.776	2.222.805	118,18
YEMEN	0	9	--	0	60	--
UNITED ARAB EMIRATES	0	79.200	--	0	190.080	--
EGYPT	10.000	29.600	196,00	91.357	60.325	-33,97
SOUTH AFRICA	20.000	98.700	393,50	16.000	182.372	1.039,83
AUSTRALIA	0	76.800	--	0	449.280	--
UNITED STATES	594.202	835.090	40,54	524.601	920.311	75,43
HONDURAS	0	77.610	--	0	301.729	--
NICARAGUA	0	126.821	--	0	386.391	--
ARGENTINA	200	0	-100,00	1.817	0	-100,00
PARAGUAY	120.000	0	-100,00	96.000	0	-100,00
PUERTO RICO	144.000	108.135	-24,91	342.859	286.072	-16,56
DOMINICAN REPUBLIC	14.340	149.269	940,93	158.654	1.433.023	803,24
UNITED KINGDOM	213.840	231.660	8,33	80.190	393.822	391,11
NETHERLANDS	605.959	344.876	-43,09	1.313.937	934.424	-28,88
FRANCE	429.773	63.359	-85,26	704.542	76.824	-89,10
GERMANY, FED. REP. OF	1.579.625	277.058	-82,46	7.279.293	3.240.129	-55,49
BELGIUM	1.759.682	932.375	-47,01	5.715.290	4.648.495	-18,67
SWITZERLAND	733	0	-100,00	29.881	0	-100,00
DENMARK	84.218	0	-100,00	447.232	0	-100,00
NORWAY	59.539	0	-100,00	179.213	0	-100,00
IRELAND	17.820	0	-100,00	21.384	0	-100,00
ITALY	164.685	72.377	-56,05	339.877	166.218	-51,09
SPAIN	28.063	130.098	363,59	137.017	272.772	99,08
PORTUGAL	500	0	-100,00	4.180	0	-100,00
POLAND	19.523	0	-100,00	19.718	0	-100,00
UKRAINE	118.800	133.920	12,73	65.340	171.416	162,34
LATVIA	0	60.000	--	0	43.200	--
RUSSIA FEDERATION	1.383.848	1.938.960	40,11	671.002	1.336.136	99,13
<b>BIJI COKLAT</b>	<b>105.574.379</b>	<b>104.593.882</b>	<b>-0,93</b>	<b>143.120.503</b>	<b>200.397.938</b>	<b>40,02</b>
JAPAN	0	38.475	--	0	117.429	--
KOREA, REPUBLIC OF	0	3	--	0	17	--
TAIWAN	0	1.258	--	0	2.387	--
CHINA	5.072.369	6.643.538	30,98	7.009.636	12.910.901	84,19
THAILAND	2.255.000	2.337.989	3,68	1.651.631	3.883.060	135,10
SINGAPORE	10.489.428	11.745.076	11,97	15.774.017	24.116.131	52,89
PHILIPPINES	32.000	0	-100,00	1.608	0	-100,00
MALAYSIA	58.682.398	72.748.109	23,97	80.199.082	138.166.269	72,28
INDIA	14.000	150.000	971,43	11.375	244.975	2.053,63
SAUDI ARABIA	14.000	0	-100,00	12.600	0	-100,00
UNITED ARAB EMIRATES	0	1	--	0	1	--
EGYPT	60.000	0	-100,00	27.000	0	-100,00
UNITED STATES	20.708.416	4.008.127	-80,64	27.531.581	8.559.890	-68,91
CANADA	0	4.000.000	--	0	7.144.985	--
BRAZIL	0	2.717.590	--	0	4.887.160	--
COLOMBIA	6.350.000	0	-100,00	7.980.700	0	-100,00
COSTA RICA	0	16.000	--	0	11.840	--
NETHERLANDS	246.313	37.506	-84,77	391.006	84.145	-78,48
FRANCE	7	61.706	881.414,29	10	101.882	1.018.720,00
GERMANY, FED. REP. OF	302.990	62.500	-79,37	418.087	149.825	-64,16
BELGIUM	955.000	0	-100,00	1.566.390	0	-100,00
DENMARK	0	4	--	0	11	--
SWEDEN	9	0	-100,00	221	0	-100,00
ITALY	12.449	0	-100,00	18.997	0	-100,00
SPAIN	180.000	26.000	-85,56	192.062	17.030	-91,13
POLAND	200.000	0	-100,00	334.500	0	-100,00
<b>-IKAN TONGKOL/TUNA</b>	<b>17.037.686</b>	<b>20.388.033</b>	<b>19,66</b>	<b>41.053.532</b>	<b>47.579.902</b>	<b>15,90</b>
JAPAN	5.155.719	5.834.517	13,17	21.083.071	23.003.576	9,11
HONG KONG	628.721	579.998	-7,75	877.700	838.680	-4,45
KOREA, REPUBLIC OF	321.660	888.209	176,13	1.049.073	1.496.276	42,63
TAIWAN	1.173.698	622.285	-46,98	1.008.796	1.376.455	36,45
CHINA	1.078.792	1.006.016	-6,75	536.570	540.970	0,82
THAILAND	2.681.342	4.617.345	72,20	2.954.208	5.245.170	77,55
SINGAPORE	1.126.430	438.785	-61,05	2.538.636	943.541	-62,83
PHILIPPINES	1.080.645	315.296	-70,82	305.167	210.502	-31,02



TABEL 5. PERKEMBANGAN EKSPOR INDONESIA MENURUT KOMODITI DAN NEGARA TUJUAN

JENIS BARANG	BERAT BERSIH (KG)		PERUB	NILAI FOB (US \$)		PERUB
	JAN-APR 2007	JAN-APR 2008	%	JAN-APR 2007	JAN-APR 2008	%
	(1)	(2)	(3)	(4)	(5)	(6)
MALAYSIA	120.194	392.243	226,34	126.005	802.621	536,98
VIET NAM	567.366	2.806.439	394,64	947.170	2.952.663	211,74
SRI LANKA	0	70.304	--	0	104.684	--
SAUDI ARABIA	500	0	-100,00	6.475	0	-100,00
ISRAEL	0	86.460	--	0	86.460	--
KUWAIT	55.996	950	-98,30	55.996	9.720	-82,64
JORDAN	200	413	106,50	2.040	4.680	129,41
LEBANON	0	6.866	--	0	19.650	--
OMAN	0	52.000	--	0	57.450	--
UNITED ARAB EMIRATES	5.273	6.675	26,59	25.710	48.534	88,77
EGYPT	25.321	198.849	685,31	91.148	163.102	78,94
MOROCCO	201	0	-100,00	201	0	-100,00
KENYA	108	0	-100,00	129.600	0	-100,00
REUNION	0	12.000	--	0	54.960	--
SENEGAL	108.000	0	-100,00	111.440	0	-100,00
BENIN	26.530	0	-100,00	248.880	0	-100,00
SOUTH AFRICA	25.997	182.000	600,08	22.098	261.040	1.081,28
MAURITIUS	0	59.690	--	0	124.378	--
AUSTRALIA	21.093	60.512	186,88	120.884	196.149	62,26
NEW ZEALAND	0	27.000	--	0	97.000	--
UNITED STATES	1.513.747	1.453.355	-3,99	5.818.132	6.706.868	15,28
CANADA	7.464	44.756	499,62	76.890	366.542	376,71
MEXICO	121.097	88.155	-27,20	980.745	691.800	-29,46
PANAMA	324.000	0	-100,00	294.900	0	-100,00
TRINIDAD AND TOBAGO	480.000	0	-100,00	485.200	0	-100,00
UNITED KINGDOM	27.896	4.824	-82,71	124.274	35.720	-71,26
NETHERLANDS	147.946	167.807	13,42	74.007	115.174	55,63
FRANCE	0	3.973	--	0	7.913	--
GERMANY, FED. REP. OF	17.050	17.280	1,35	141.552	131.160	-7,34
AUSTRIA	11.000	11.691	6,28	11.000	11.691	6,28
BELGIUM	70.087	61.913	-11,66	332.338	235.990	-28,99
MONACO	17.195	0	-100,00	70.752	0	-100,00
DENMARK	20.013	0	-100,00	25.463	0	-100,00
FINLAND	0	16.080	--	0	207.774	--
ITALY	0	170.695	--	0	290.831	--
GREECE	0	21.960	--	0	42.608	--
POLAND	48.000	0	-100,00	339.950	0	-100,00
UKRAINE	0	5.199	--	0	12.340	--
RUSSIA FEDERATION	28.405	55.493	95,36	37.461	85.230	127,52
<b>-UBUR-UBUR</b>	<b>1.848.044</b>	<b>3.729.087</b>	<b>101,79</b>	<b>3.359.843</b>	<b>6.303.549</b>	<b>87,61</b>
JAPAN	289.802	947.973	227,11	934.919	2.286.136	144,53
HONG KONG	74.504	60.793	-18,40	200.369	155.413	-22,44
KOREA, REPUBLIC OF	226.518	337.141	48,84	369.844	653.201	76,62
TAIWAN	54.711	184.060	236,42	88.116	313.926	256,26
CHINA	413.586	118.013	-71,47	229.401	37.311	-83,74
MACAU	35	322	820,00	771	895	16,08
THAILAND	1.969	44.928	2.181,77	5.234	34.671	562,42
SINGAPORE	8.987	57.875	543,99	23.716	47.484	100,22
PHILIPPINES	165	0	-100,00	835	0	-100,00
MALAYSIA	10.661	148.296	1.291,01	30.364	107.089	252,68
VIET NAM	7.000	663.113	9.373,04	18.033	420.924	2.234,19
IRAN (ISLAMIC REPUBLIC OF)	480	369	-23,13	1.731	1.292	-25,36
SAUDI ARABIA	250	0	-100,00	4.223	0	-100,00
ISRAEL	0	5.240	--	0	10.700	--
KUWAIT	1.518	1.085	-28,52	3.732	1.292	-65,38
JORDAN	416	546	31,25	755	1.169	54,83
LEBANON	0	133	--	0	659	--
SYRIA ARAB REPUBLIC	0	182	--	0	1.014	--
TURKEY	1.087	1.125	3,50	4.155	1.798	-56,73
UNITED ARAB EMIRATES	538	783	45,54	1.340	985	-26,49
CYPRUS	0	38	--	0	378	--
EGYPT	18	0	-100,00	151	0	-100,00
SOUTH AFRICA	30.710	50.871	65,65	84.588	149.346	76,56
AUSTRALIA	480	4.569	851,88	1.819	16.914	829,85
NEW ZEALAND	656	189	-71,19	1.616	464	-71,29
EAST TIMOR	1.190	0	-100,00	3.345	0	-100,00
UNITED STATES	325.149	490.270	50,78	592.934	1.023.651	72,64
CANADA	150.471	150.164	-0,20	316.032	332.504	5,21
VENEZUELA	0	115	--	0	134	--
ARGENTINA	0	665	--	0	1.600	--
BRAZIL	0	2.528	--	0	1.539	--
PERU	0	314	--	0	722	--
DOMINICA	0	68	--	0	879	--
UNITED KINGDOM	34.198	68.371	99,93	49.146	96.323	95,99
NETHERLANDS	31.536	46.405	47,15	117.616	79.136	-32,72
FRANCE	41.241	152.153	268,94	61.622	247.095	300,99
GERMANY, FED. REP. OF	61.973	70.012	12,97	81.942	82.921	1,19

TABEL 5. PERKEMBANGAN EKSPOR INDONESIA MENURUT KOMODITI DAN NEGARA TUJUAN

JENIS BARANG	BERAT BERSIH (KG)		PERUB	NILAI FOB (US \$)		PERUB
	JAN-APR 2007	JAN-APR 2008	%	JAN-APR 2007	JAN-APR 2008	%
	(1)	(2)	(3)	(4)	(5)	(6)
AUSTRIA	2.366	2.934	24,01	6.762	6.135	-9,27
BELGIUM	14.524	32.772	125,64	43.808	75.504	72,35
SWITZERLAND	6.466	1.859	-71,25	9.924	2.494	-74,87
DENMARK	2.965	5.713	92,68	2.341	3.254	39,00
NORWAY	143	781	446,15	566	1.132	100,00
SWEDEN	1.801	4.009	122,60	2.763	5.169	87,08
FINLAND	300	0	-100,00	479	0	-100,00
ITALY	30.758	39.389	28,06	37.050	59.802	61,41
SPAIN	4.575	3.202	-30,01	4.620	3.732	-19,22
PORTUGAL	1.030	2.577	150,19	1.236	2.774	124,43
GREECE	1.067	1.723	61,48	2.597	3.340	28,61
HUNGARY	1.793	2.567	43,17	2.098	4.386	109,06
POLAND	1.285	1.875	45,91	2.842	1.949	-31,42
ROMANIA	0	410	--	0	856	--
UKRAINE	433	734	69,52	688	967	40,55
LITHUANIA	1.169	2.046	75,02	2.208	2.858	29,44
ESTONIA	285	619	117,19	563	768	36,41
CROATIA	352	108	-69,32	477	1.335	179,87
MALTA	0	27	--	0	194	--
CZECH REPUBLIC	1.445	1.762	21,94	4.039	2.998	-25,77
RUSSIA FEDERATION	5.438	15.271	180,82	6.433	14.337	122,87
<b>-KEPITING, KERANG-KERANGAN</b>	<b>21.375.614</b>	<b>19.326.331</b>	<b>-9,59</b>	<b>57.122.717</b>	<b>57.815.958</b>	<b>1,21</b>
JAPAN	453.447	372.434	-17,87	1.396.422	1.389.126	-0,52
HONG KONG	2.023.680	1.436.060	-29,04	4.065.081	4.471.695	10,00
KOREA, REPUBLIC OF	874.749	1.216.973	39,12	1.150.597	2.847.383	147,47
TAIWAN	392.567	597.100	52,10	419.706	560.825	33,62
CHINA	4.387.422	961.960	-78,07	2.307.779	858.014	-62,82
MACAU	0	2.301	--	0	2.301	--
THAILAND	2.974.205	307.035	-89,68	3.034.357	599.991	-80,23
SINGAPORE	1.221.336	983.736	-19,45	2.591.298	2.273.798	-12,25
PHILIPPINES	1.059	632	-40,32	21.784	29.633	36,03
MALAYSIA	1.021.588	1.724.945	68,85	1.247.773	3.708.643	197,22
VIET NAM	357.230	4.995.707	1.298,46	494.449	3.512.227	610,33
INDIA	304.740	484.692	59,05	729.237	986.212	35,24
TURKEY	23.113	19.980	-13,56	82.494	29.970	-63,67
UNITED ARAB EMIRATES	0	12	--	0	10	--
QATAR	1.000	0	-100,00	8.551	0	-100,00
CYPRUS	31.046	35.244	13,52	86.972	71.654	-17,61
EGYPT	0	29.379	--	0	40.673	--
SUDAN	440	0	-100,00	880	0	-100,00
SENEGAL	78.543	0	-100,00	214.610	0	-100,00
GAMBIA	0	31.680	--	0	30.096	--
SOUTH AFRICA	0	7.105	--	0	19.600	--
MAURITIUS	0	21.124	--	0	51.992	--
AUSTRALIA	239.485	56.452	-76,43	617.987	445.225	-27,96
NEW ZEALAND	0	45	--	0	222	--
UNITED STATES	3.887.101	2.595.609	-33,23	30.520.651	26.440.565	-13,37
CANADA	124.101	103.340	-16,73	339.755	692.134	103,72
MEXICO	51.599	119.777	132,13	174.481	285.252	63,49
PANAMA	59.533	20.003	-66,40	181.293	58.585	-67,68
VENEZUELA	196	0	-100,00	72	0	-100,00
PUERTO RICO	264.564	67.770	-74,38	918.001	222.557	-75,76
DOMINICAN REPUBLIC	0	4.218	--	0	36.215	--
MARTINIQUE	13.074	10.431	-20,22	54.978	24.248	-55,90
UNITED KINGDOM	5.053	8.148	61,25	4.670	104.366	2.134,82
NETHERLANDS	65.347	108.784	66,47	571.873	644.278	12,66
FRANCE	92.161	48.251	-47,64	273.638	68.684	-74,90
GERMANY, FED. REP. OF	10.302	9.959	-3,33	28.434	25.592	-10,00
AUSTRIA	0	175	--	0	300	--
BELGIUM	60.437	27.397	-54,67	169.960	87.406	-48,57
SWITZERLAND	0	882	--	0	829	--
DENMARK	7.794	15	-99,81	26.986	15	-99,94
NORWAY	699	0	-100,00	339	0	-100,00
SWEDEN	0	43	--	0	250	--
ITALY	1.933.451	2.212.251	14,42	4.376.486	5.362.455	22,53
SPAIN	122.606	269.610	119,90	266.710	679.905	154,92
PORTUGAL	155.241	187.489	20,77	457.537	496.529	8,52
GREECE	24.000	201.817	740,90	69.600	531.361	663,45
UKRAINE	24.960	0	-100,00	9.984	0	-100,00
LATVIA	3.701	0	-100,00	15.600	0	-100,00
CROATIA	60.044	18.278	-69,56	182.092	53.491	-70,62
MALTA	0	9.602	--	0	23.775	--
RUSSIA FEDERATION	24.000	17.886	-25,48	9.600	47.876	398,71
<b>-BEKICOT</b>	<b>804.552</b>	<b>1.053.066</b>	<b>30,89</b>	<b>1.262.019</b>	<b>2.545.778</b>	<b>101,72</b>
JAPAN	4.560	0	-100,00	13.600	0	-100,00
HONG KONG	44.617	147.018	229,51	48.870	839.003	1.616,81

TABEL 5. PERKEMBANGAN EKSPOR INDONESIA MENURUT KOMODITI DAN NEGARA TUJUAN

JENIS BARANG	BERAT BERSIH (KG)		PERUB	NILAI FOB (US \$)		PERUB
	JAN-APR 2007	JAN-APR 2008	%	JAN-APR 2007	JAN-APR 2008	%
	(1)	(2)	(3)	(4)	(5)	(6)
KOREA, REPUBLIC OF	17.991	8.699	-51,65	49.033	23.523	-52,03
TAIWAN	413.689	509.478	23,15	481.435	639.791	32,89
CHINA	19.235	1.530	-92,05	49.105	6.120	-87,54
MACAU	0	2.380	--	0	2.380	--
SINGAPORE	105.321	26.776	-74,58	309.639	68.007	-78,04
MALAYSIA	36.077	11.194	-68,97	20.682	6.240	-69,83
SOUTH AFRICA	15.839	94.914	499,24	34.775	260.253	648,39
UNITED STATES	54.284	9.627	-82,27	64.713	26.727	-58,70
CANADA	50.541	136.889	170,85	107.293	308.480	187,51
MEXICO	0	9.569	--	0	24.700	--
FRANCE	23.998	70.994	195,83	70.874	253.854	258,18
BELGIUM	0	23.998	--	0	86.700	--
DENMARK	18.400	0	-100,00	12.000	0	-100,00
<b>-IKAN LAINNYA</b>	<b>71.770.564</b>	<b>60.612.406</b>	<b>-15,55</b>	<b>81.216.027</b>	<b>90.687.359</b>	<b>11,66</b>
JAPAN	3.063.093	4.315.741	40,89	12.855.332	13.967.424	8,65
HONG KONG	5.633.985	4.193.553	-25,57	13.748.319	12.505.168	-9,04
KOREA, REPUBLIC OF	2.686.451	2.793.934	4,00	3.543.538	4.110.096	15,99
TAIWAN	2.077.944	4.802.051	131,10	3.280.016	3.560.130	8,54
CHINA	6.540.803	3.958.260	-39,48	3.657.035	4.176.917	14,22
MACAU	349	2.626	652,44	3.600	6.562	82,28
THAILAND	25.914.370	5.728.576	-77,89	8.547.482	6.408.572	-25,02
SINGAPORE	9.423.159	10.303.292	9,34	12.783.122	13.279.406	3,88
PHILIPPINES	67.254	1.697.256	2.423,65	558.729	782.918	40,12
MALAYSIA	10.129.041	11.207.508	10,65	7.452.140	10.439.406	40,09
BRUNEI DARUSSALAM	2.677	135	-94,96	5.280	6.330	19,89
VIET NAM	1.191.233	4.665.383	291,64	1.746.239	4.292.314	145,80
INDIA	54.010	28.117	-47,94	35.307	45.233	28,11
PAKISTAN	0	8	--	0	15	--
SRI LANKA	59.240	80.305	35,56	48.786	149.683	206,82
IRAN (ISLAMIC REPUBLIC OF)	0	2.189	--	0	123.136	--
SAUDI ARABIA	3.290	224.106	6.711,73	14.291	393.118	2.650,81
ISRAEL	0	179.538	--	0	452.262	--
KUWAIT	1.704	1.203	-29,40	3.543	3.834	8,21
JORDAN	12.202	1.737	-85,76	18.088	5.297	-70,72
LEBANON	94.299	92.733	-1,66	90.548	85.277	-5,82
OMAN	52.000	0	-100,00	44.200	0	-100,00
SYRIA ARAB REPUBLIC	4.736	5.349	12,94	7.523	8.895	18,24
TURKEY	489	29	-94,07	1.215	400	-67,08
UNITED ARAB EMIRATES	147.741	215.947	46,17	182.227	370.752	103,46
QATAR	250	1.510	504,00	3.000	21.322	610,73
BAHRAIN	299	193	-35,45	896	835	-6,81
CYPRUS	287	842	193,38	3.298	6.093	84,75
EGYPT	72.709	167.022	129,71	59.187	137.913	133,01
MOROCCO	0	108	--	0	445	--
ALGERIA	25.389	26.270	3,47	41.723	56.481	35,37
REUNION	36.000	12.000	-66,67	180.000	56.400	-68,67
MOZAMBIQUE	88.048	182.346	107,10	109.980	223.865	103,55
TOGO	0	31.310	--	0	36.764	--
GHANA	210.000	912.000	334,29	169.000	809.800	379,17
CONGO	16.188	0	-100,00	18.175	0	-100,00
BENIN	0	15.500	--	0	18.200	--
SOUTH AFRICA	147.390	23.711	-83,91	161.621	39.088	-75,82
MAURITIUS	146.067	170.773	16,91	200.288	200.198	-0,04
AUSTRALIA	905.336	541.358	-40,20	1.763.472	1.528.818	-13,31
NEW ZEALAND	759	30.459	3.913,04	3.437	44.489	1.194,41
GUAM	24.999	0	-100,00	36.250	0	-100,00
NEW CALEDONIA	0	14.290	--	0	15.147	--
AMERICAN SAMOA	0	18.695	--	0	19.324	--
FIJI	0	35.034	--	0	37.345	--
SAMOA	145.258	223.179	53,64	149.986	231.941	54,64
TONGA	0	37.190	--	0	40.652	--
EAST TIMOR	124	0	-100,00	780	0	-100,00
UNITED STATES	1.393.015	1.707.453	22,57	4.879.312	6.403.780	31,24
CANADA	26.189	34.788	32,83	75.936	180.985	138,34
MEXICO	14.597	197.882	1.255,63	18.471	817.185	4.324,15
PANAMA	140.180	115.843	-17,36	210.372	157.826	-24,98
VENEZUELA	309	424	37,22	175	2.232	1.175,43
ARGENTINA	19.443	284	-98,54	102.737	3.840	-96,26
BRAZIL	799	1.865	133,42	533	1.579	196,25
URUGUAY	46.920	0	-100,00	53.020	0	-100,00
PARAGUAY	0	300	--	0	2.233	--
PERU	523	289	-44,74	2.792	1.023	-63,36
PUERTO RICO	220.490	146.342	-33,63	1.024.133	720.590	-29,64
DOMINICAN REPUBLIC	59.347	62.508	5,33	235.810	294.518	24,90
FRENCH POLYNESIA	0	57.607	--	0	44.843	--
MARTINIQUE	21.969	8.838	-59,77	64.487	20.546	-68,14
GUADELOUPE	0	17.999	--	0	50.000	--

TABEL 5. PERKEMBANGAN EKSPOR INDONESIA MENURUT KOMODITI DAN NEGARA TUJUAN

JENIS BARANG	BERAT BERSIH (KG)		PERUB	NILAI FOB (US \$)		PERUB
	JAN-APR 2007	JAN-APR 2008	%	JAN-APR 2007	JAN-APR 2008	%
	(1)	(2)	(3)	(4)	(5)	(6)
UNITED KINGDOM	141.193	134.038	-5,07	413.811	308.652	-25,41
NETHERLANDS	92.113	179.462	94,83	161.823	265.036	63,78
FRANCE	98.311	119.722	21,78	287.903	256.127	-11,04
GERMANY, FED. REP. OF	25.579	50.829	98,71	131.143	240.550	83,43
AUSTRIA	3.385	1.997	-41,00	18.342	10.546	-42,50
BELGIUM	57.966	211.303	264,53	224.843	767.286	241,25
SWITZERLAND	2.652	2.939	10,82	8.756	17.499	99,85
DENMARK	7.934	30.129	279,75	24.617	39.481	60,38
NORWAY	450	2.252	400,44	2.444	3.896	59,41
SWEDEN	4.141	5.164	24,70	39.515	54.896	38,92
FINLAND	167	0	-100,00	341	0	-100,00
IRELAND	0	561	--	0	1.804	--
ITALY	137.783	101.829	-26,09	517.618	347.720	-32,82
SPAIN	10.361	85.544	725,63	474.030	210.405	-55,61
PORTUGAL	15.100	3.574	-76,33	47.736	8.294	-82,63
GREECE	3.323	34.641	942,46	12.187	86.379	608,78
DEMOCRATIC REPUBLIC OF THE C	0	210.345	--	0	225.661	--
HUNGARY	3.578	3.108	-13,14	10.772	5.827	-45,91
POLAND	8.998	12.639	40,46	44.015	68.329	55,24
ROMANIA	790	0	-100,00	461	0	-100,00
UKRAINE	24.773	1.532	-93,82	34.835	1.818	-94,78
LITHUANIA	21.394	259	-98,79	269.784	893	-99,67
ESTONIA	72.590	18.731	-74,20	84.554	104.479	23,56
GEORGIA	0	387	--	0	339	--
CROATIA	111	79	-28,83	151	1.451	860,93
MALTA	200	20.801	10.300,50	1.960	50.528	2.477,96
SLOVENIA	40	250	525,00	393	3.345	751,15
CZECH REPUBLIC	6.257	6.433	2,81	39.457	51.414	30,30
RUSSIA FEDERATION	108.421	78.070	-27,99	169.105	155.259	-8,19
<b>-BIJI BUNGA</b>	<b>14.796</b>	<b>24.040</b>	<b>62,48</b>	<b>414.035</b>	<b>1.015.210</b>	<b>145,20</b>
SINGAPORE	51	153	200,00	134.539	284.009	111,10
VIET NAM	1.206	0	-100,00	1.606	0	-100,00
INDIA	13.164	23.440	78,06	11.381	18.752	64,77
AUSTRALIA	245	0	-100,00	582	0	-100,00
UNITED KINGDOM	14	59	321,43	26.671	143.637	438,55
NETHERLANDS	73	202	176,71	195.584	496.047	153,62
FRANCE	36	174	383,33	18.869	11.696	-38,01
DENMARK	7	12	71,43	24.803	61.069	146,22
<b>-BIJI KAPAS</b>	<b>10.732.805</b>	<b>631.780</b>	<b>-94,11</b>	<b>2.694.632</b>	<b>164.707</b>	<b>-93,89</b>
JAPAN	385.000	385.000	0,00	59.295	92.875	56,63
TAIWAN	183.790	246.780	34,27	30.940	71.832	132,17
MALAYSIA	10.163.986	0	-100,00	2.604.367	0	-100,00
GERMANY, FED. REP. OF	29	0	-100,00	30	0	-100,00
<b>-BIJI LAINNYA</b>	<b>30.436.122</b>	<b>12.342.033</b>	<b>-59,45</b>	<b>9.411.504</b>	<b>6.141.470</b>	<b>-34,75</b>
JAPAN	531.511	563.071	5,94	710.634	770.597	8,44
HONG KONG	238.236	594.879	149,70	307.055	791.643	157,82
KOREA, REPUBLIC OF	44.385	350.090	688,76	32.206	175.872	446,08
TAIWAN	315.360	157.199	-50,15	127.278	177.369	39,36
CHINA	479.215	846.876	76,72	447.724	1.137.926	154,16
THAILAND	24.286	829.224	3.314,41	236.642	712.104	200,92
SINGAPORE	365.468	243.136	-33,47	271.011	213.709	-21,14
PHILIPPINES	92.342	169.231	83,27	35.240	202.353	474,21
MALAYSIA	8.397.311	1.028.382	-87,75	2.603.889	949.339	-63,54
BRUNEI DARUSSALAM	4.786	9.071	89,53	7.977	15.906	99,40
VIET NAM	809.999	173.846	-78,54	577.438	233.459	-59,57
INDIA	415.981	230.900	-44,49	343.971	205.393	-40,29
PAKISTAN	970	21.362	2.102,27	2.720	28.042	930,96
JORDAN	520	125	-75,96	3.545	2.855	-19,46
UNITED ARAB EMIRATES	150	6.057	3.938,00	1.300	32.465	2.397,31
CAMEROON	0	208	--	0	66.825	--
MAURITIUS	25.000	0	-100,00	2.000	0	-100,00
AUSTRALIA	14.300	14.852	3,86	30.605	32.982	7,77
UNITED STATES	18.760	52.027	177,33	102.865	82.463	-19,83
UNITED KINGDOM	17	0	-100,00	17	0	-100,00
NETHERLANDS	1.502.497	24.175	-98,39	720.737	50.665	-92,97
GERMANY, FED. REP. OF	2.955.000	0	-100,00	2.491.650	0	-100,00
ITALY	14.200.028	7.027.322	-50,51	355.000	259.503	-26,90
<b>BULU BEBEK</b>	<b>127.543</b>	<b>21.500</b>	<b>-83,14</b>	<b>126.752</b>	<b>19.026</b>	<b>-84,99</b>
KOREA, REPUBLIC OF	487	0	-100,00	12.270	0	-100,00
TAIWAN	125.789	21.500	-82,91	98.871	19.026	-80,76
VIET NAM	422	0	-100,00	10.921	0	-100,00
SPAIN	845	0	-100,00	4.690	0	-100,00
<b>DAMAR DAN GETAH DAMAR</b>	<b>13.695.874</b>	<b>11.034.658</b>	<b>-19,43</b>	<b>10.149.243</b>	<b>8.169.995</b>	<b>-19,50</b>

TABEL 5. PERKEMBANGAN EKSPOR INDONESIA MENURUT KOMODITI DAN NEGARA TUJUAN

JENIS BARANG	BERAT BERSIH (KG)		PERUB	NILAI FOB (US \$)		PERUB
	JAN-APR 2007	JAN-APR 2008	%	JAN-APR 2007	JAN-APR 2008	%
	(1)	(2)	(3)	(4)	(5)	(6)
JAPAN	242.667	372.240	53,40	187.215	274.320	46,53
KOREA, REPUBLIC OF	476.400	883.199	85,39	353.928	631.620	78,46
TAIWAN	115.200	1.171.294	916,75	86.976	871.008	901,43
CHINA	57.600	96.000	66,67	41.568	71.040	70,90
THAILAND	522.410	134.400	-74,27	417.540	99.840	-76,09
SINGAPORE	0	22.000	--	0	16.610	--
PHILIPPINES	153.600	38.400	-75,00	110.592	26.976	-75,61
MALAYSIA	115.200	76.800	-33,33	83.232	59.520	-28,49
INDIA	3.411.198	2.303.997	-32,46	2.490.720	1.656.392	-33,50
PAKISTAN	1.593.599	902.400	-43,37	1.147.968	661.017	-42,42
BANGLADESH	307.200	115.200	-62,50	224.640	85.632	-61,88
JORDAN	0	19.200	--	0	14.400	--
SYRIA ARAB REPUBLIC	0	48.000	--	0	45.125	--
TURKEY	192.000	38.400	-80,00	144.480	29.376	-79,67
UNITED ARAB EMIRATES	0	19.218	--	0	14.798	--
MOROCCO	0	19.887	--	0	17.004	--
NIGERIA	0	19.200	--	0	13.440	--
SOUTH AFRICA	0	57.600	--	0	44.928	--
AUSTRALIA	0	16.000	--	0	23.179	--
NEW ZEALAND	0	19.200	--	0	14.400	--
UNITED STATES	0	24.000	--	0	28.200	--
COLOMBIA	192.000	115.200	-40,00	142.848	83.520	-41,53
ECUADOR	0	38.400	--	0	29.376	--
NETHERLANDS	1.440.000	979.200	-32,00	1.065.696	721.440	-32,30
FRANCE	672.000	345.599	-48,57	484.800	248.160	-48,81
GERMANY, FED. REP. OF	1.708.800	1.393.199	-18,47	1.272.192	1.092.866	-14,10
BELGIUM	864.000	192.000	-77,78	674.880	134.400	-80,09
FINLAND	0	288.000	--	0	211.200	--
ITALY	979.200	153.600	-84,31	741.312	115.200	-84,46
SPAIN	403.200	76.825	-80,95	292.800	54.720	-81,31
PORTUGAL	19.200	787.200	4.000,00	13.824	579.168	4.089,58
POLAND	0	192.000	--	0	141.696	--
ROMANIA	19.200	19.200	0,00	13.824	14.976	8,33
UKRAINE	38.400	0	-100,00	32.448	0	-100,00
LATVIA	0	19.200	--	0	13.536	--
RUSSIA FEDERATION	172.800	38.400	-77,78	125.760	30.912	-75,42
<b>KOPAL DAN LAIN-LAIN</b>	<b>10.669.566</b>	<b>9.999.662</b>	<b>-6,28</b>	<b>7.775.806</b>	<b>8.317.211</b>	<b>6,96</b>
JAPAN	60.000	166.997	178,33	73.255	270.561	269,34
HONG KONG	32.572	350	-98,93	70.600	350	-99,50
KOREA, REPUBLIC OF	35.000	27.628	-21,06	41.060	57.280	39,50
TAIWAN	96.850	45.307	-53,22	84.490	70.554	-16,49
CHINA	187.500	229.200	22,24	168.675	380.645	125,67
THAILAND	70.385	59.251	-15,82	71.359	147.938	107,32
SINGAPORE	816.342	850.654	4,20	950.422	1.299.240	36,70
PHILIPPINES	19.000	15.000	-21,05	12.541	30.250	141,21
MALAYSIA	215.455	122.413	-43,18	182.397	208.343	14,23
VIET NAM	18.358	78.007	324,92	21.630	172.461	697,32
INDIA	5.405.350	4.473.933	-17,23	3.434.587	2.433.429	-29,15
PAKISTAN	426.575	340.275	-20,23	306.667	235.054	-23,35
BANGLADESH	904.200	1.090.875	20,65	325.350	318.188	-2,20
SRI LANKA	169.980	194.114	14,20	77.918	65.429	-16,03
IRAN (ISLAMIC REPUBLIC OF)	19.200	0	-100,00	14.976	0	-100,00
SAUDI ARABIA	118.645	159.127	34,12	55.054	113.570	106,29
JORDAN	0	2.264	--	0	2.479	--
YEMEN	20.040	43.691	118,02	8.319	39.700	377,22
OMAN	0	2.243	--	0	1.740	--
SYRIA ARAB REPUBLIC	0	32.000	--	0	19.520	--
TURKEY	19.200	19.200	0,00	13.824	14.400	4,17
UNITED ARAB EMIRATES	229.875	618.982	169,27	109.088	431.852	295,87
EGYPT	0	159.201	--	0	320.843	--
LIBYAN ARAB JAMAHIRIYA	0	67.004	--	0	82.519	--
TUNISIA	60.540	35.340	-41,63	24.857	25.456	2,41
SUDAN	0	29.000	--	0	23.200	--
SOMALIA	0	18.990	--	0	9.495	--
NIGER	0	21.000	--	0	14.910	--
SOUTH AFRICA	38.400	0	-100,00	28.800	0	-100,00
AUSTRALIA	9	0	-100,00	20	0	-100,00
NEW ZEALAND	0	563	--	0	2.809	--
FIJI	6	0	-100,00	168	0	-100,00
UNITED STATES	34.855	60.049	72,28	33.779	111.971	231,48
CANADA	68	0	-100,00	1.385	0	-100,00
MEXICO	60.000	1.043	-98,26	46.800	3.609	-92,29
SURINAME	0	1.662	--	0	6.500	--
COLOMBIA	57.600	0	-100,00	44.928	0	-100,00
UNITED KINGDOM	53.999	4	-99,99	138.761	147	-99,89
NETHERLANDS	0	32	--	0	127	--
FRANCE	65.706	33.822	-48,53	102.005	161.588	58,41

TABEL 5. PERKEMBANGAN EKSPOR INDONESIA MENURUT KOMODITI DAN NEGARA TUJUAN

JENIS BARANG	BERAT BERSIH (KG)		PERUB	NILAI FOB (US \$)		PERUB
	JAN-APR 2007	JAN-APR 2008	%	JAN-APR 2007	JAN-APR 2008	%
	(1)	(2)	(3)	(4)	(5)	(6)
GERMANY, FED. REP. OF	706.335	804.900	13,95	468.290	630.328	34,60
AUSTRIA	3	0	-100,00	29	0	-100,00
BELGIUM	0	39.200	--	0	74.877	--
IRELAND	10	0	-100,00	42	0	-100,00
ITALY	507.402	100.026	-80,29	697.737	492.463	-29,42
SPAIN	0	644	--	0	1.374	--
GREECE	51	0	-100,00	682	0	-100,00
POLAND	200.855	15.716	-92,18	150.911	10.266	-93,20
BULGARIA	0	1.555	--	0	1.986	--
RUSSIA FEDERATION	19.200	38.400	100,00	14.400	29.760	106,67
<b>SAYUR-SAYURAN</b>	<b>17.417.950</b>	<b>26.773.423</b>	<b>53,71</b>	<b>7.672.431</b>	<b>12.029.524</b>	<b>56,79</b>
JAPAN	1.505.857	1.004.568	-33,29	1.437.178	1.059.132	-26,30
HONG KONG	24.905	24.342	-2,26	54.801	30.808	-43,78
KOREA, REPUBLIC OF	27.337	20.293	-25,77	81.826	74.328	-9,16
TAIWAN	1.127.655	230.579	-79,55	419.229	166.466	-60,29
CHINA	0	247.066	--	0	65.647	--
THAILAND	91.198	476.965	423,00	54.951	362.224	559,18
SINGAPORE	5.150.769	7.137.864	38,58	1.752.686	2.809.880	60,32
PHILIPPINES	2.535.347	7.591.480	199,43	1.237.047	2.287.992	84,96
MALAYSIA	6.102.359	6.633.236	8,70	1.779.441	2.511.378	41,13
BRUNEI DARUSSALAM	23.399	16.878	-27,87	47.744	41.975	-12,08
VIET NAM	5.056	2.315.230	45.691,73	5.950	1.416.087	23.699,78
INDIA	461.811	296.460	-35,80	216.790	204.760	-5,55
PAKISTAN	0	20.000	--	0	6.290	--
SRI LANKA	296	0	-100,00	1.273	0	-100,00
SAUDI ARABIA	83.784	89.413	6,72	87.796	89.754	2,23
KUWAIT	0	14.232	--	0	21.155	--
OMAN	0	750	--	0	450	--
UNITED ARAB EMIRATES	39.978	22.732	-43,14	49.597	26.058	-47,46
QATAR	13.192	1.851	-85,97	18.027	3.485	-80,67
BAHRAIN	0	602	--	0	362	--
NIGERIA	0	821	--	0	156	--
BENIN	1.265	0	-100,00	500	0	-100,00
AUSTRALIA	2.553	20.565	705,52	6.472	18.108	179,79
EAST TIMOR	0	96.315	--	0	96.445	--
UNITED STATES	136.059	441.616	224,58	157.051	663.193	322,28
CANADA	14.656	20.011	36,54	16.628	25.089	50,88
UNITED KINGDOM	0	108	--	0	45	--
NETHERLANDS	16.079	14.648	-8,90	34.762	25.127	-27,72
FRANCE	1.701	0	-100,00	1.565	0	-100,00
BELGIUM	46.639	0	-100,00	206.462	0	-100,00
DENMARK	50	0	-100,00	50	0	-100,00
SWEDEN	0	34.798	--	0	23.130	--
SLOVENIA	6.005	0	-100,00	4.605	0	-100,00
<b>BUAH-BUAHAN</b>	<b>72.121.261</b>	<b>77.955.304</b>	<b>8,09</b>	<b>40.357.501</b>	<b>44.204.951</b>	<b>9,53</b>
JAPAN	260.653	69.139	-73,47	134.287	90.343	-32,72
HONG KONG	2.936.293	1.428.405	-51,35	1.540.501	834.702	-45,82
KOREA, REPUBLIC OF	253.151	75.729	-70,09	217.066	113.013	-47,94
TAIWAN	33.243	31.778	-4,41	11.095	70.589	536,22
CHINA	3.569.108	3.482.423	-2,43	1.862.482	1.788.024	-4,00
PAPUA NEW GUINEA	0	57	--	0	190	--
SINGAPORE	2.442.929	5.502.114	125,23	1.548.842	3.084.887	99,17
PHILIPPINES	34.000	0	-100,00	9.084	0	-100,00
MALAYSIA	2.964.137	2.312.382	-21,99	1.209.485	790.827	-34,61
BRUNEI DARUSSALAM	6.444	15.467	140,02	15.393	41.238	167,90
NEPAL	5.651.804	5.672.457	0,37	2.265.441	2.739.453	20,92
VIET NAM	347.570	313.424	-9,82	228.363	263.704	15,48
MALDIVES	0	27.600	--	0	34.622	--
INDIA	30.838.093	28.276.210	-8,31	15.736.026	14.692.613	-6,63
PAKISTAN	20.340.820	24.424.009	20,07	13.836.956	16.108.037	16,41
BANGLADESH	907.085	4.263.159	369,98	473.481	2.363.042	399,08
IRAN (ISLAMIC REPUBLIC OF)	501.930	561.934	11,95	173.745	256.966	47,90
SAUDI ARABIA	231.028	366.776	58,76	125.483	211.081	68,21
KUWAIT	60.737	29.593	-51,28	28.867	20.178	-30,10
OMAN	0	15.393	--	0	9.236	--
UNITED ARAB EMIRATES	583.679	891.501	52,74	388.676	453.033	16,56
QATAR	2.707	33.858	1.150,76	2.884	23.883	728,12
BAHRAIN	4.693	31.511	571,45	3.311	18.540	459,95
SOUTH AFRICA	16.200	0	-100,00	16.686	0	-100,00
AUSTRALIA	422	1.395	230,57	1.194	2.924	144,89
EAST TIMOR	0	12.212	--	0	13.369	--
UNITED STATES	33.479	27.510	-17,83	379.677	19.432	-94,88
SURINAME	65	0	-100,00	591	0	-100,00
NETHERLANDS	61.729	25.636	-58,47	106.901	61.053	-42,89
FRANCE	27.783	32.677	17,62	35.021	65.252	86,32
GERMANY, FED. REP. OF	11.032	0	-100,00	5.516	0	-100,00

TABEL 5. PERKEMBANGAN EKSPOR INDONESIA MENURUT KOMODITI DAN NEGARA TUJUAN

JENIS BARANG	BERAT BERSIH (KG)		PERUB	NILAI FOB (US \$)		PERUB
	JAN-APR 2007	JAN-APR 2008	%	JAN-APR 2007	JAN-APR 2008	%
(1)	(2)	(3)	(4)	(5)	(6)	(7)
BELGIUM	440	0	-100,00	440	0	-100,00
SWITZERLAND	7	9.630	137.471,43	7	3.370	48.042,86
ITALY	0	900	--	0	450	--
RUSSIA FEDERATION	0	20.425	--	0	30.900	--
<b>KULIT KERANG DAN LAIN-LAIN</b>	<b>2.510.505</b>	<b>2.231.714</b>	<b>-11,10</b>	<b>895.929</b>	<b>836.323</b>	<b>-6,65</b>
JAPAN	115.198	269.047	133,55	63.012	108.760	72,60
HONG KONG	69.951	13.647	-80,49	20.263	4.777	-76,43
KOREA, REPUBLIC OF	99.545	22.870	-77,03	72.042	36.862	-48,83
CHINA	1.899.548	1.699.467	-10,53	446.109	445.327	-0,18
THAILAND	15.735	36.296	130,67	17.913	52.441	192,75
SINGAPORE	11.265	2.515	-77,67	100.246	24.456	-75,60
PHILIPPINES	10.395	0	-100,00	1.039	0	-100,00
MALAYSIA	16.915	0	-100,00	23.131	0	-100,00
VIET NAM	197.140	113.567	-42,39	99.094	80.868	-18,39
INDIA	4.905	16.346	233,25	2.462	2.492	1,22
AUSTRALIA	1.119	13.140	1.074,26	677	5.898	771,20
UNITED STATES	3.932	23	-99,42	4.962	137	-97,24
CANADA	0	950	--	0	220	--
MEXICO	0	126	--	0	390	--
UNITED KINGDOM	5.161	0	-100,00	6.001	0	-100,00
NETHERLANDS	311	25.000	7.938,59	132	8.500	6.339,39
GERMANY, FED. REP. OF	922	0	-100,00	1.000	0	-100,00
ITALY	58.100	18.358	-68,40	37.343	63.655	70,46
SPAIN	363	362	-0,28	503	1.540	206,16
<b>TANAMAN OBAT</b>	<b>3.914.304</b>	<b>2.795.241</b>	<b>-28,59</b>	<b>3.133.462</b>	<b>3.333.045</b>	<b>6,37</b>
JAPAN	30.593	31.545	3,11	154.018	123.094	-20,08
HONG KONG	385.846	120.368	-68,80	50.205	113.714	126,50
KOREA, REPUBLIC OF	28.490	7.819	-72,56	48.135	45.452	-5,57
TAIWAN	493.424	762.149	54,46	414.745	285.410	-31,18
CHINA	54.096	200.833	271,25	62.391	76.251	22,21
SINGAPORE	1.117.995	708.635	-36,62	981.191	806.256	-17,83
MALAYSIA	33.005	162.283	391,69	25.168	92.329	266,85
VIET NAM	22.355	49.552	121,66	11.211	24.266	116,45
INDIA	123.224	123.562	0,27	235.395	149.987	-36,28
PAKISTAN	26.000	0	-100,00	10.400	0	-100,00
SAUDI ARABIA	469.952	195.057	-58,49	476.722	425.848	-10,67
KUWAIT	0	447	--	0	13.110	--
JORDAN	0	894	--	0	979	--
OMAN	0	13.421	--	0	10.410	--
TURKEY	0	499	--	0	1.512	--
UNITED ARAB EMIRATES	739.420	121.018	-83,63	194.163	97.207	-49,94
QATAR	0	4.321	--	0	6.120	--
EGYPT	38.649	0	-100,00	29.084	0	-100,00
LIBYAN ARAB JAMAHIRIYA	0	61.700	--	0	32.270	--
MOROCCO	4.980	2.000	-59,84	11.965	5.404	-54,83
SUDAN	15.000	118.050	687,00	1.950	35.976	1.744,92
GHANA	16.240	0	-100,00	16.240	0	-100,00
CAMEROON	84.000	0	-100,00	87.800	0	-100,00
BENIN	34.000	0	-100,00	6.800	0	-100,00
NIGER	36.000	0	-100,00	7.200	0	-100,00
CHAD	72.000	0	-100,00	18.100	0	-100,00
AUSTRALIA	0	33	--	0	168	--
UNITED STATES	675	1.683	149,33	1.350	5.059	274,74
CANADA	220	1.170	431,82	1.160	2.340	101,72
DOMINICAN REPUBLIC	0	140	--	0	98	--
UNITED KINGDOM	0	1.917	--	0	7.189	--
FRANCE	2.200	12.565	471,14	69.784	663.883	851,34
GERMANY, FED. REP. OF	33.189	59.067	77,97	64.731	120.994	86,92
BELGIUM	0	60	--	0	277	--
SWITZERLAND	0	100	--	0	350	--
ITALY	21.125	0	-100,00	31.263	0	-100,00
SPAIN	7.000	0	-100,00	15.629	0	-100,00
GREECE	59	0	-100,00	1.169	0	-100,00
YUGOSLAVIA	0	36	--	0	298	--
LATVIA	6.803	126	-98,15	11.246	5.256	-53,26
RUSSIA FEDERATION	17.764	34.191	92,47	94.247	181.538	92,62
<b>-GANGGANG LAUT</b>	<b>27.380.021</b>	<b>28.379.504</b>	<b>3,65</b>	<b>14.962.212</b>	<b>20.377.117</b>	<b>36,19</b>
JAPAN	196.279	147.118	-25,05	1.292.865	723.107	-44,07
HONG KONG	4.069.691	2.798.756	-31,23	948.157	903.213	-4,74
KOREA, REPUBLIC OF	1.933.249	2.000.786	3,49	1.153.689	1.692.348	46,69
TAIWAN	126.200	121.992	-3,33	52.074	31.708	-39,11
CHINA	8.001.977	10.686.972	33,55	3.684.102	6.270.463	70,20
THAILAND	181.694	107.111	-41,05	101.689	145.397	42,98
SINGAPORE	42.796	17.757	-58,51	290.358	1.039.401	257,97
PHILIPPINES	3.277.589	3.371.744	2,87	1.927.805	2.759.205	43,13

TABEL 5. PERKEMBANGAN EKSPOR INDONESIA MENURUT KOMODITI DAN NEGARA TUJUAN

JENIS BARANG	BERAT BERSIH (KG)		PERUB	NILAI FOB (US \$)		PERUB
	JAN-APR 2007	JAN-APR 2008	%	JAN-APR 2007	JAN-APR 2008	%
	(1)	(2)	(3)	(4)	(5)	(6)
MALAYSIA	281.350	555.450	97,42	463.628	588.421	26,92
VIET NAM	2.579.228	3.238.498	25,56	862.605	993.267	15,15
MOROCCO	129.000	0	-100,00	42.450	0	-100,00
TUNISIA	229.998	20.000	-91,30	94.400	17.000	-81,99
AUSTRALIA	103.000	62.747	-39,08	178.130	190.925	7,18
UNITED STATES	1.572.687	743.068	-52,75	992.898	576.477	-41,94
CANADA	0	72.000	--	0	28.800	--
MEXICO	40.000	40.000	0,00	20.000	20.000	0,00
PANAMA	14.000	0	-100,00	7.000	0	-100,00
CHILE	582.174	179.355	-69,19	226.126	493.173	118,10
ARGENTINA	141.000	239.500	69,86	84.280	133.575	58,49
BRAZIL	580.000	500.000	-13,79	290.000	250.000	-13,79
DOMINICAN REPUBLIC	20.000	20.000	0,00	10.000	10.000	0,00
UNITED KINGDOM	262.500	302.600	15,28	678.504	1.179.795	73,88
NETHERLANDS	0	221	--	0	700	--
FRANCE	928.000	1.227.600	32,28	416.300	853.046	104,91
GERMANY, FED. REP. OF	105.000	136.000	29,52	182.700	216.500	18,50
BELGIUM	84.000	181.000	115,48	172.410	318.350	84,65
DENMARK	1.337.609	826.780	-38,19	592.842	310.068	-47,70
ITALY	0	10.000	--	0	40.300	--
SPAIN	540.000	730.254	35,23	182.500	395.582	116,76
LITHUANIA	21.000	21.000	0,00	14.700	102.900	600,00
RUSSIA FEDERATION	0	21.195	--	0	93.396	--
<b>-LAINNYA</b>	<b>1.318.622</b>	<b>5.218.384</b>	<b>295,75</b>	<b>1.316.474</b>	<b>730.410</b>	<b>-44,52</b>
JAPAN	10.096	1.763	-82,54	41.793	9.901	-76,31
HONG KONG	679	59.490	8.661,41	1.938	25.320	1.206,50
KOREA, REPUBLIC OF	18.367	30.474	65,92	2.591	8.021	209,57
TAIWAN	555.488	966.177	73,93	224.793	401.132	78,45
CHINA	229.653	212.547	-7,45	19.635	32.981	67,97
THAILAND	0	3.701.300	--	0	76.864	--
SINGAPORE	339.905	8.753	-97,42	698.726	24.367	-96,51
MALAYSIA	31.143	173.812	458,11	11.761	64.532	448,69
INDIA	12.500	0	-100,00	600	0	-100,00
SAUDI ARABIA	0	14.106	--	0	8.804	--
KUWAIT	0	66	--	0	15	--
UNITED ARAB EMIRATES	0	150	--	0	5.850	--
QATAR	0	1.400	--	0	1.200	--
CYPRUS	0	135	--	0	496	--
REUNION	0	2.902	--	0	3.105	--
SEYCHELLES	0	338	--	0	300	--
SOUTH AFRICA	0	33	--	0	6	--
MAURITIUS	0	274	--	0	387	--
AUSTRALIA	40.022	0	-100,00	59.670	0	-100,00
UNITED STATES	40.100	24.337	-39,31	127.442	40.425	-68,28
CANADA	2.973	202	-93,21	9.460	333	-96,48
VENEZUELA	699	0	-100,00	7.566	0	-100,00
ARGENTINA	19	0	-100,00	24	0	-100,00
UNITED KINGDOM	10.394	0	-100,00	37.995	0	-100,00
NETHERLANDS	9.720	1.871	-80,75	32.270	9.942	-69,19
FRANCE	4	1.979	49.375,00	12	3.337	27.708,33
GERMANY, FED. REP. OF	7.123	1.516	-78,72	9.006	1.216	-86,50
BELGIUM	0	351	--	0	730	--
DENMARK	0	27	--	0	21	--
ITALY	1.648	4.304	161,17	12.873	6.215	-51,72
SPAIN	2.636	608	-76,93	12.398	768	-93,81
GREECE	0	1.925	--	0	2.027	--
HUNGARY	4.800	0	-100,00	4.580	0	-100,00
ROMANIA	653	0	-100,00	1.341	0	-100,00
CROATIA	0	7.544	--	0	2.115	--
<b>-MUTIARA</b>	<b>393</b>	<b>440</b>	<b>11,96</b>	<b>2.747.836</b>	<b>4.370.041</b>	<b>59,04</b>
JAPAN	216	203	-6,02	1.823.245	1.985.104	8,88
HONG KONG	10	26	160,00	117.689	310.332	163,69
THAILAND	5	3	-40,00	4.417	50	-98,87
SINGAPORE	15	0	-100,00	74.077	0	-100,00
MALAYSIA	0	2	--	0	63.319	--
INDIA	0	1	--	0	2.000	--
AUSTRALIA	147	205	39,46	728.408	2.009.236	175,84
<b>-LAINNYA</b>	<b>102.671.505</b>	<b>82.034.318</b>	<b>-20,10</b>	<b>49.486.486</b>	<b>44.808.952</b>	<b>-9,45</b>
JAPAN	3.142.317	4.365.384	38,92	3.351.241	3.975.510	18,63
HONG KONG	1.037.541	258.808	-75,06	751.286	253.582	-66,25
KOREA, REPUBLIC OF	1.083.328	14.880.699	1.273,61	746.995	5.465.279	631,64
TAIWAN	1.583.225	1.589.669	0,41	877.601	736.606	-16,07
CHINA	5.021.070	5.599.485	11,52	1.132.933	1.022.027	-9,79
THAILAND	10.712.631	8.378.286	-21,79	478.512	928.074	93,95
SINGAPORE	14.368.719	11.065.028	-22,99	15.363.943	15.104.385	-1,69



TABEL 5. PERKEMBANGAN EKSPOR INDONESIA MENURUT KOMODITI DAN NEGARA TUJUAN

JENIS BARANG	BERAT BERSIH (KG)		PERUB	NILAI FOB (US \$)		PERUB
	JAN-APR 2007	JAN-APR 2008	%	JAN-APR 2007	JAN-APR 2008	%
	(1)	(2)	(3)	(4)	(5)	(6)
PHILIPPINES	6.456.161	6.799.741	5,32	1.722.307	2.514.360	45,99
MALAYSIA	41.380.372	11.055.514	-73,28	11.878.189	5.716.126	-51,88
MYANMAR (FORM. BURMA)	36.000	180.000	400,00	22.398	181.378	709,80
BRUNEI DARUSSALAM	331	1.314	296,98	1.270	6.468	409,29
VIET NAM	511.643	7.320.489	1.330,78	430.714	1.287.148	198,84
MALDIVES	10.043	0	-100,00	5.311	0	-100,00
INDIA	2.174.816	407.505	-81,26	2.988.325	615.673	-79,40
PAKISTAN	8.580.946	7.099.118	-17,27	1.275.832	970.246	-23,95
BANGLADESH	162.500	0	-100,00	134.355	0	-100,00
SRI LANKA	260.830	26.399	-89,88	396.843	39.965	-89,93
IRAQ	110.880	0	-100,00	38.376	0	-100,00
SAUDI ARABIA	40.171	17.969	-55,27	31.724	66.105	108,38
ISRAEL	0	49	--	0	2.774	--
KUWAIT	27.859	51.573	85,12	10.772	12.587	16,85
LEBANON	0	145	--	0	938	--
YEMEN	32	0	-100,00	1.597	0	-100,00
OMAN	10.000	6.716	-32,84	5.350	6.683	24,92
TURKEY	1.621	175	-89,20	26.537	50	-99,81
UNITED ARAB EMIRATES	2.748	92.496	3.265,94	5.428	300.912	5.443,70
BAHRAIN	0	11	--	0	5	--
CYPRUS	0	13	--	0	72	--
EGYPT	85.032	1.979	-97,67	53.252	18.914	-64,48
MOROCCO	0	31.429	--	0	44.403	--
TUNISIA	0	34.000	--	0	46.348	--
TANZANIA, UNITED REPUBLIC OF	72.000	0	-100,00	47.304	0	-100,00
REUNION	206	0	-100,00	333	0	-100,00
MOZAMBIQUE	36.000	0	-100,00	21.240	0	-100,00
GHANA	38.000	0	-100,00	22.040	0	-100,00
LIBERIA	72.000	0	-100,00	42.713	0	-100,00
GUINEA	105.000	0	-100,00	64.050	0	-100,00
NIGERIA	9.424	7.234	-23,24	24.675	10.000	-59,47
SENEGAL	13	0	-100,00	442	0	-100,00
SOUTH AFRICA	247.451	63	-99,97	143.975	9	-99,99
MAURITIUS	19	0	-100,00	85	0	-100,00
AUSTRALIA	28.005	21.656	-22,67	147.799	306.122	107,12
NEW ZEALAND	17.136	0	-100,00	10.985	0	-100,00
PALAU	0	207	--	0	595	--
NEW CALEDONIA	26	59	126,92	147	330	124,49
SAMOA	105	0	-100,00	320	0	-100,00
TONGA	0	37	--	0	28	--
EAST TIMOR	1.805	9	-99,50	2.782	31	-98,89
UNITED STATES	2.689.390	436.523	-83,77	2.479.421	883.634	-64,36
CANADA	14.314	2.226	-84,45	159.414	33.477	-79,00
MEXICO	2.577	169	-93,44	3.081	1.177	-61,80
SURINAME	58	0	-100,00	524	0	-100,00
VENEZUELA	19.000	0	-100,00	13.017	0	-100,00
ARGENTINA	1.349	2.058	52,56	1.913	3.403	77,89
BRAZIL	0	20.993	--	0	133.937	--
COLOMBIA	2.000	2.000	0,00	10.000	11.380	13,80
PERU	31	0	-100,00	168	0	-100,00
PUERTO RICO	0	38	--	0	129	--
DOMINICAN REPUBLIC	0	25.000	--	0	28.335	--
COSTA RICA	18.014	0	-100,00	12.021	0	-100,00
FRENCH POLYNESIA	0	49	--	0	119	--
GRENADA	1.000	0	-100,00	150	0	-100,00
MARTINIQUE	17.998	0	-100,00	12.438	0	-100,00
NETHERLANDS ANTILLES	0	2.550	--	0	9.494	--
UNITED KINGDOM	80.744	4.337	-94,63	265.852	18.198	-93,15
NETHERLANDS	410.061	269.289	-34,33	871.611	689.751	-20,86
FRANCE	69.329	68.667	-0,95	54.508	150.938	176,91
GERMANY, FED. REP. OF	165.122	84.273	-48,96	214.799	118.577	-44,80
AUSTRIA	374	124	-66,84	1.901	305	-83,96
BELGIUM	160	18.052	11.182,50	433	17.173	3.866,05
SWITZERLAND	249	95	-61,85	118	2.984	2.428,81
DENMARK	273.382	147.013	-46,22	1.424.908	1.027.274	-27,91
SWEDEN	1.105	47	-95,75	2.369	55	-97,68
FINLAND	2.000	0	-100,00	28.309	0	-100,00
IRELAND	0	30	--	0	1.532	--
ITALY	120.892	56.684	-53,11	311.587	384.949	23,54
SPAIN	137.401	6.958	-94,94	594.844	51.502	-91,34
PORTUGAL	19.162	15.161	-20,88	12.837	19.848	54,62
GREECE	3.330	0	-100,00	13.433	0	-100,00
HUNGARY	30	16.085	53.516,67	1.073	23.211	2.063,19
POLAND	367	65	-82,29	363	2.101	478,79
BULGARIA	31.233	17.999	-42,37	17.817	19.286	8,24
UKRAINE	0	10.000	--	0	18.500	--
LITHUANIA	292	0	-100,00	170	0	-100,00
LATVIA	28.821	15.999	-44,49	21.183	18.100	-14,55

TABEL 5. PERKEMBANGAN EKSPOR INDONESIA MENURUT KOMODITI DAN NEGARA TUJUAN

JENIS BARANG	BERAT BERSIH (KG)		PERUB	NILAI FOB (US \$)		PERUB
	JAN-APR 2007	JAN-APR 2008	%	JAN-APR 2007	JAN-APR 2008	%
(1)	(2)	(3)	(4)	(5)	(6)	(7)
ESTONIA	1.092.222	1.518.000	38,98	664.196	1.492.149	124,65
SLOVENIA	37.499	0	-100,00	25.364	0	-100,00
CZECH REPUBLIC	1.511	290	-80,81	5.459	12.764	133,82
RUSSIA FEDERATION	2.482	285	-88,52	1.224	937	-23,45
<b>-KAYU LAPIS</b>	<b>553.259.694</b>	<b>604.508.237</b>	<b>9,26</b>	<b>500.041.122</b>	<b>518.188.760</b>	<b>3,63</b>
JAPAN	255.865.166	189.646.506	-25,88	249.197.549	161.626.717	-35,14
HONG KONG	5.824.823	5.306.146	-8,90	4.587.208	3.951.896	-13,85
KOREA, REPUBLIC OF	34.255.582	42.641.280	24,48	26.374.525	32.437.498	22,99
TAIWAN	38.868.501	56.990.599	46,62	23.070.464	34.032.163	47,51
CHINA	35.878.874	43.797.732	22,07	21.419.938	26.905.675	25,61
THAILAND	346.741	3.716.398	971,81	374.243	2.627.575	602,10
SINGAPORE	5.014.230	10.643.605	112,27	3.706.265	7.934.620	114,09
PHILIPPINES	176.913	189.152	6,92	126.993	195.943	54,29
MALAYSIA	7.134.710	7.667.709	7,47	5.754.689	4.900.985	-14,83
VIET NAM	583.624	833.315	42,78	353.288	541.085	53,16
MALDIVES	22.326	112.540	404,08	27.500	94.500	243,64
INDIA	0	1.874.312	--	0	2.300.982	--
PAKISTAN	0	482	--	0	601	--
SRI LANKA	0	35.594	--	0	10.902	--
IRAN (ISLAMIC REPUBLIC OF)	50.490	0	-100,00	59.047	0	-100,00
SAUDI ARABIA	20.537.048	42.456.019	106,73	17.065.222	35.670.080	109,02
KUWAIT	3.916.107	5.462.853	39,50	3.820.050	5.789.799	51,56
JORDAN	5.490.833	11.045.470	101,16	4.271.245	9.545.305	123,48
LEBANON	536.890	1.239.150	130,80	421.487	1.021.230	142,29
YEMEN	606.600	0	-100,00	424.628	0	-100,00
OMAN	722.285	6.012.889	732,48	692.194	5.791.398	736,67
SYRIA ARAB REPUBLIC	531.659	636.080	19,64	368.163	615.032	67,05
TURKEY	2.911.155	11.665.717	300,72	1.917.067	11.597.591	504,97
UNITED ARAB EMIRATES	30.855.775	42.651.749	38,23	26.794.440	37.719.105	40,77
QATAR	6.361.387	4.029.149	-36,66	5.782.580	4.239.181	-26,69
BAHRAIN	1.245.326	1.252.791	0,60	993.423	1.102.331	10,96
EGYPT	1.333.353	4.928.131	269,60	1.046.341	3.079.513	194,31
LIBYAN ARAB JAMAHIRIYA	0	1.207.667	--	0	947.171	--
MOROCCO	157.732	0	-100,00	129.455	0	-100,00
ALGERIA	6.901.757	4.031.874	-41,58	5.525.138	2.993.780	-45,82
REUNION	0	27.400	--	0	31.014	--
ANGOLA	184.157	0	-100,00	132.810	0	-100,00
SOUTH AFRICA	70.909	342.027	382,35	101.573	316.168	211,27
MAURITIUS	0	21.219	--	0	17.461	--
AUSTRALIA	6.771.114	7.873.595	16,28	8.676.035	10.395.498	19,82
NEW ZEALAND	162.144	239.018	47,41	172.677	235.391	36,32
UNITED STATES	40.799.142	38.232.027	-6,29	40.534.986	35.236.825	-13,07
CANADA	2.059.075	1.271.406	-38,25	2.133.297	1.442.007	-32,40
MEXICO	1.357.632	3.313.198	144,04	1.302.763	2.955.360	126,85
NICARAGUA	66.707	34.410	-48,42	88.917	50.497	-43,21
JAMAICA	49.878	24.939	-50,00	50.100	25.052	-50,00
PUERTO RICO	48.836	122.906	151,67	56.997	138.902	143,70
BELIZE	0	14.694	--	0	14.576	--
COSTA RICA	22.693	0	-100,00	67.179	0	-100,00
FRENCH POLYNESIA	0	16.168	--	0	13.928	--
MARTINIQUE	0	119	--	0	379	--
NETHERLANDS ANTILLES	0	18.959	--	0	18.312	--
UNITED KINGDOM	4.838.864	8.250.265	70,50	5.243.272	9.160.535	74,71
NETHERLANDS	4.641.204	6.821.019	46,97	6.485.748	10.014.766	54,41
FRANCE	1.081.153	960.700	-11,14	1.166.154	1.221.147	4,72
GERMANY, FED. REP. OF	12.860.105	15.747.093	22,45	16.347.787	24.189.068	47,97
BELGIUM	8.685.191	13.573.424	56,28	8.412.898	13.642.759	62,16
LUXEMBOURG	10.368	0	-100,00	17.280	0	-100,00
DENMARK	132.346	431.888	226,33	206.398	544.456	163,79
NORWAY	138.564	192.651	39,03	186.852	243.372	30,25
SWEDEN	158.587	422.035	166,12	165.244	437.684	164,87
FINLAND	18.701	19.789	5,82	25.197	47.343	87,89
IRELAND	30.387	69.651	129,21	32.087	111.623	247,88
ITALY	1.942.382	3.017.091	55,33	2.736.711	4.474.111	63,48
SPAIN	212.267	74.458	-64,92	227.694	120.941	-46,88
GREECE	39.780	418.935	953,13	37.006	783.240	2.016,52
POLAND	640.483	2.515.492	292,75	949.214	4.203.850	342,88
ROMANIA	60.984	65.694	7,72	125.088	125.692	0,48
BULGARIA	18.000	0	-100,00	25.891	0	-100,00
TURKMENISTAN	0	114.240	--	0	51.630	--
UKRAINE	25.802	76.260	195,56	26.368	97.697	270,51
GEORGIA	0	21.000	--	0	43.774	--
CROATIA	0	3.620	--	0	5.812	--
MALTA	0	9.645	--	0	12.661	--
CZECH REPUBLIC	0	21.000	--	0	39.712	--
RUSSIA FEDERATION	2.352	55.293	2.250,89	3.757	52.859	1.306,95

TABEL 5. PERKEMBANGAN EKSPOR INDONESIA MENURUT KOMODITI DAN NEGARA TUJUAN

JENIS BARANG	BERAT BERSIH (KG)		PERUB	NILAI FOB (US \$)		PERUB
	JAN-APR 2007	JAN-APR 2008	%	JAN-APR 2007	JAN-APR 2008	%
(1)	(2)	(3)	(4)	(5)	(6)	(7)
<b>-KAYU GERGAJIAN</b>	<b>104.940.742</b>	<b>19.169.298</b>	<b>-81,73</b>	<b>102.699.498</b>	<b>20.713.317</b>	<b>-79,83</b>
JAPAN	25.729.673	4.374.046	-83,00	29.754.228	5.487.383	-81,56
HONG KONG	845.448	604.994	-28,44	338.221	413.269	22,19
KOREA, REPUBLIC OF	10.515.135	3.083.470	-70,68	8.735.034	2.228.751	-74,48
TAIWAN	17.500.804	275.384	-98,43	10.061.040	178.712	-98,22
CHINA	10.717.230	1.738.108	-83,78	5.211.453	1.250.792	-76,00
THAILAND	53.925	0	-100,00	56.877	0	-100,00
SINGAPORE	1.538.822	711.841	-53,74	1.213.833	417.473	-65,61
MALAYSIA	2.356.780	2.202.688	-6,54	1.650.509	1.442.840	-12,58
BRUNEI DARUSSALAM	0	2.186	--	0	2.889	--
VIET NAM	3.982.104	600.932	-84,91	1.825.632	318.490	-82,55
INDIA	8.680	0	-100,00	15.592	0	-100,00
SRI LANKA	0	59.060	--	0	52.665	--
SAUDI ARABIA	2.094.788	0	-100,00	1.907.208	0	-100,00
KUWAIT	726.042	0	-100,00	642.179	0	-100,00
JORDAN	686.201	0	-100,00	675.810	0	-100,00
TURKEY	21.700	12.783	-41,09	48.823	9.666	-80,20
UNITED ARAB EMIRATES	81.448	39.204	-51,87	82.181	19.602	-76,15
QATAR	62.370	0	-100,00	51.648	0	-100,00
EGYPT	808.606	0	-100,00	733.879	0	-100,00
ALGERIA	152.531	0	-100,00	148.530	0	-100,00
REUNION	9.537	0	-100,00	13.003	0	-100,00
SEYCHELLES	0	492	--	0	984	--
SOUTH AFRICA	903.563	115.923	-87,17	949.735	151.125	-84,09
MAURITIUS	17.564	7.901	-55,02	9.267	15.713	69,56
AUSTRALIA	1.304.450	657.390	-49,60	1.439.012	1.071.236	-25,56
NEW ZEALAND	129.381	92.987	-28,13	72.187	40.368	-44,08
NEW CALEDONIA	9.194	490	-94,67	14.212	704	-95,05
UNITED STATES	3.319.502	1.236.148	-62,76	2.360.039	475.005	-79,87
CANADA	95.531	29	-99,97	101.716	42	-99,96
MEXICO	896	0	-100,00	861	0	-100,00
TRINIDAD AND TOBAGO	307.014	0	-100,00	131.172	0	-100,00
COSTA RICA	23.163	0	-100,00	64.221	0	-100,00
FRENCH POLYNESIA	1.475	0	-100,00	2.823	0	-100,00
MARTINIQUE	0	3.098	--	0	3.100	--
NETHERLANDS ANTILLES	6.251	0	-100,00	10.197	0	-100,00
UNITED KINGDOM	825.362	326.686	-60,42	1.825.335	680.412	-62,72
NETHERLANDS	6.642.206	2.214.554	-66,66	9.968.509	5.222.803	-47,61
FRANCE	772.426	56.730	-92,66	1.176.944	77.455	-93,42
GERMANY, FED. REP. OF	7.818.283	127.621	-98,37	13.431.606	203.095	-98,49
BELGIUM	768.492	68.965	-91,03	1.166.938	121.328	-89,60
SWITZERLAND	0	774	--	0	1.350	--
DENMARK	184.920	458	-99,75	326.598	1.069	-99,67
NORWAY	15.439	11.867	-23,14	28.559	13.275	-53,52
SWEDEN	36.269	0	-100,00	63.421	0	-100,00
FINLAND	71.532	119.631	67,24	89.272	119.542	33,91
IRELAND	946	2.874	203,81	400	10.000	2.400,00
ITALY	2.406.847	63.256	-97,37	4.122.720	183.130	-95,56
SPAIN	118.768	36.679	-69,12	166.727	42.990	-74,22
PORTUGAL	0	29.194	--	0	20.197	--
GREECE	151.237	0	-100,00	273.577	0	-100,00
POLAND	1.028.139	258.442	-74,86	1.603.220	408.710	-74,51
ROMANIA	32.824	0	-100,00	53.851	0	-100,00
AZERBAIJAN	2.190	0	-100,00	3.113	0	-100,00
UKRAINE	20.000	0	-100,00	38.997	0	-100,00
SLOVENIA	19.000	29.147	53,41	28.584	25.899	-9,39
RUSSIA FEDERATION	16.054	3.266	-79,66	10.005	1.253	-87,48
<b>-KAYU OLAHAN LAIN</b>	<b>604.539.455</b>	<b>378.603.127</b>	<b>-37,37</b>	<b>488.298.885</b>	<b>442.325.318</b>	<b>-9,42</b>
JAPAN	57.122.425	40.070.494	-29,85	51.933.380	53.993.923	3,97
HONG KONG	7.845.262	7.561.449	-3,62	5.971.829	7.712.995	29,16
KOREA, REPUBLIC OF	42.113.816	25.563.943	-39,30	23.384.853	22.963.218	-1,80
TAIWAN	28.400.432	22.343.550	-21,33	10.598.793	8.137.569	-23,22
CHINA	188.115.828	63.551.059	-66,22	34.261.542	30.675.713	-10,47
MACAU	37.215	309	-99,17	48.925	761	-98,44
PAPUA NEW GUINEA	103	0	-100,00	1.320	0	-100,00
THAILAND	904.665	349.786	-61,34	658.903	538.515	-18,27
SINGAPORE	9.652.419	6.146.494	-36,32	7.457.361	6.395.045	-14,25
PHILIPPINES	2.838.046	2.273.266	-19,90	614.750	729.921	18,73
MALAYSIA	9.943.750	5.154.257	-48,17	5.761.150	3.336.678	-42,08
CAMBODIA	330	2.323	603,94	4.400	5.250	19,32
BRUNEI DARUSSALAM	123.163	134.000	8,80	122.155	174.505	42,86
VIET NAM	9.555.829	8.799.392	-7,92	3.253.139	3.473.389	6,77
MALDIVES	128.802	342.348	165,79	737.812	702.260	-4,82
INDIA	1.897.712	2.529.494	33,29	1.396.996	2.155.210	54,27
PAKISTAN	568.129	179.072	-68,48	396.614	234.906	-40,77
BANGLADESH	0	22.241	--	0	24.927	--
SRI LANKA	55.188	72.769	31,86	52.811	112.657	113,32

TABEL 5. PERKEMBANGAN EKSPOR INDONESIA MENURUT KOMODITI DAN NEGARA TUJUAN

JENIS BARANG	BERAT BERSIH (KG)		PERUB	NILAI FOB (US \$)		PERUB
	JAN-APR 2007	JAN-APR 2008	%	JAN-APR 2007	JAN-APR 2008	%
	(1)	(2)	(3)	(4)	(5)	(6)
IRAQ	0	89.622	--	0	35.901	--
IRAN (ISLAMIC REPUBLIC OF)	236.929	380.318	60,52	231.950	301.100	29,81
SAUDI ARABIA	6.425.637	5.444.143	-15,27	2.152.387	1.913.152	-11,11
ISRAEL	0	167.837	--	0	333.457	--
KUWAIT	1.647.655	441.333	-73,21	839.881	320.129	-61,88
JORDAN	162.868	79.882	-50,95	122.128	106.432	-12,85
LEBANON	56.305	108.141	92,06	59.085	161.510	173,35
YEMEN	516.398	18.000	-96,51	257.604	7.450	-97,11
OMAN	15.201	54.359	257,60	7.987	39.977	400,53
SYRIA ARAB REPUBLIC	3.647.204	5.942.239	62,93	591.115	804.915	36,17
TURKEY	2.149.589	1.717.533	-20,10	2.654.120	2.375.325	-10,50
UNITED ARAB EMIRATES	6.802.039	3.446.014	-49,34	3.523.959	2.466.896	-30,00
QATAR	584.000	260.030	-55,47	229.522	440.589	91,96
BAHRAIN	412.173	169.015	-58,99	196.311	120.792	-38,47
CYPRUS	80.419	80.105	-0,39	147.929	144.877	-2,06
EGYPT	3.316.941	5.269.634	58,87	1.116.746	1.328.592	18,97
LIBYAN ARAB JAMAHIRIYA	67.248	92.441	37,46	38.689	158.087	308,61
MOROCCO	64.152	54.094	-15,68	101.404	77.466	-23,61
TUNISIA	646.011	214.234	-66,84	598.182	92.417	-84,55
ALGERIA	237	498.702	210.322,78	220	437.875	198.934,09
SUDAN	0	17.993	--	0	60.762	--
ERITREA	374	0	-100,00	1.786	0	-100,00
NAMIBIA	248	78	-68,55	744	698	-6,18
ETHIOPIA	10.450	18.278	74,91	35.030	14.885	-57,51
TANZANIA, UNITED REPUBLIC OF	1.112	143	-87,14	13.630	68	-99,50
MADAGASCAR	6.102	8.677	42,20	2.925	18.136	520,03
SOMALIA	0	23.640	--	0	35.418	--
KENYA	6.011	988	-83,56	7.935	486	-93,88
REUNION	185.488	342.191	84,48	266.050	593.525	123,09
MOZAMBIQUE	4.306	5.561	29,15	1.427	2.959	107,36
TOGO	9.240	0	-100,00	17.160	0	-100,00
GHANA	961	120	-87,51	2.288	110	-95,19
ANGOLA	0	3.408	--	0	3.952	--
NIGERIA	0	10	--	0	225	--
GABON	0	587	--	0	483	--
COTE D'IVOIRE	477	3.266	584,70	495	5.665	1.044,44
SENEGAL	8.961	20.610	130,00	10.578	21.375	102,07
U.S. VIRGIN ISLANDS	2.272	1.232	-45,77	4.251	2.062	-51,49
SEYCHELLES	39.789	70.348	76,80	146.003	142.452	-2,43
SOUTH AFRICA	3.634.997	5.305.606	45,96	3.703.940	7.422.904	100,41
MAURITIUS	58.322	111.659	91,45	80.342	241.479	200,56
VIRGIN ISLANDS (BRITISH)	0	3.488	--	0	11.783	--
AUSTRALIA	46.254.926	29.507.227	-36,21	52.558.755	37.345.311	-28,95
NEW ZEALAND	5.909.144	2.091.582	-64,60	6.232.808	2.102.574	-66,27
GUAM	42.792	24.759	-42,14	66.548	47.361	-28,83
PALAU	205	3.370	1.543,90	1.824	7.312	300,88
NEW CALEDONIA	275.030	393.168	42,95	384.063	581.317	51,36
NORTHERN MARIANA ISLANDS	3.995	0	-100,00	16.617	0	-100,00
SAINT VINCENT AND THE GRENADII	18.687	1.563	-91,64	13.467	3.048	-77,37
VANUATU	9.455	21.638	128,85	6.890	36.641	431,80
WALLIS AND FUTUNA ISLANDS	6.138	7.613	24,03	9.534	14.332	50,33
COOK ISLANDS	23.305	1.037	-95,55	60.246	12.246	-79,67
FIJI	78.381	27.818	-64,51	79.866	68.380	-14,38
MARSHALL ISLANDS	2	0	-100,00	76	0	-100,00
SAMOA	0	828	--	0	1.656	--
SOLOMON ISLANDS	0	6.290	--	0	16.722	--
TONGA	371	517	39,35	458	840	83,41
EAST TIMOR	43.330	36.513	-15,73	74.556	54.415	-27,01
UNITED STATES	36.984.283	25.542.715	-30,94	78.409.486	58.991.583	-24,76
CANADA	2.452.315	2.137.990	-12,82	4.613.700	4.611.677	-0,04
MEXICO	735.907	517.104	-29,73	1.982.888	1.120.374	-43,50
HONDURAS	29.838	3.967	-86,70	22.799	2.247	-90,14
NICARAGUA	0	2.003	--	0	2.428	--
PANAMA	21.018	10.655	-49,31	46.700	32.245	-30,95
CHILE	124.880	163.136	30,63	235.640	364.035	54,49
VENEZUELA	30.398	10.218	-66,39	129.677	13.949	-89,24
ARGENTINA	67.620	244.983	262,29	109.008	462.833	324,59
BRAZIL	116.717	110.286	-5,51	226.104	393.730	74,14
COLOMBIA	117.567	40.682	-65,40	224.231	49.691	-77,84
BOLIVIA	192	0	-100,00	314	0	-100,00
URUGUAY	764	11.511	1.406,68	930	17.412	1.772,26
ECUADOR	1.660	298	-82,05	1.900	692	-63,58
PERU	0	3.298	--	0	5.545	--
TRINIDAD AND TOBAGO	253	9.663	3.719,37	535	32.825	6.035,51
BAHAMAS	15.372	24.032	56,34	22.321	38.737	73,55
JAMAICA	54.407	39.208	-27,94	120.293	116.534	-3,12
PUERTO RICO	14.267	63.494	345,04	30.503	183.460	501,45
BELIZE	9	0	-100,00	9	0	-100,00

TABEL 5. PERKEMBANGAN EKSPOR INDONESIA MENURUT KOMODITI DAN NEGARA TUJUAN

JENIS BARANG	BERAT BERSIH (KG)		PERUB	NILAI FOB (US \$)		PERUB
	JAN-APR 2007	JAN-APR 2008	%	JAN-APR 2007	JAN-APR 2008	%
	(1)	(2)	(3)	(4)	(5)	(6)
DOMINICAN REPUBLIC	32.528	50.770	56,08	64.289	78.567	22,21
COSTA RICA	68.013	28.586	-57,97	57.086	61.014	6,88
BARBADOS	3.524	3.775	7,12	3.952	6.750	70,80
ANTIGUA AND BARBUDA	1.947	1.712	-12,07	8.840	4.572	-48,28
ANGUILLA	3.453	0	-100,00	14.371	0	-100,00
ARUBA	28.578	13.464	-52,89	45.203	24.914	-44,88
BERMUDA	13.089	15.431	17,89	32.863	44.988	36,90
CAYMAN ISLANDS	903	881	-2,44	393	529	34,61
DOMINICA	1.053	0	-100,00	2.036	0	-100,00
FALKLAND ISLANDS (MALVINAS)	3.572	0	-100,00	4.662	0	-100,00
FRENCH GUIANA	12.243	10.320	-15,71	16.496	27.757	68,27
FRENCH POLYNESIA	131.075	232.802	77,61	177.420	426.991	140,67
GRENADA	95	5.934	6.146,32	152	27.363	17.901,97
MARTINIQUE	15.144	42.433	180,20	26.630	97.011	264,29
NETHERLANDS ANTILLES	78.170	139.446	78,39	241.887	499.982	106,70
NORFOLK ISLANDS	0	2.081	--	0	4.992	--
SAINT LUCIA	447	30.276	6.673,15	821	104.842	12.670,04
TURKS AND CAICOS ISLANDS	187.872	171.276	-8,83	145.442	445.308	206,18
GUADELOUPE	23.575	34.559	46,59	188.207	65.007	-65,46
UNITED KINGDOM	15.658.206	14.151.570	-9,62	28.093.104	26.618.073	-5,25
NETHERLANDS	36.183.042	25.538.845	-29,42	45.646.175	34.595.371	-24,21
FRANCE	8.510.152	9.431.909	10,83	13.356.948	17.184.189	28,65
GERMANY, FED. REP. OF	18.300.831	16.050.380	-12,30	27.187.151	26.901.756	-1,05
AUSTRIA	43.593	61.705	41,55	180.877	238.214	31,70
BELGIUM	13.738.408	8.143.495	-40,72	15.738.852	11.252.722	-28,50
SWITZERLAND	178.958	64.238	-64,10	336.181	284.993	-15,23
LUXEMBOURG	45	90.255	200.466,67	101	71.391	70.584,16
DENMARK	2.683.628	2.670.675	-0,48	3.856.938	5.143.944	33,37
NORWAY	1.983.006	1.895.660	-4,40	4.249.538	4.329.624	1,88
SWEDEN	947.387	994.486	4,97	1.804.060	2.583.794	43,22
FINLAND	1.309.043	863.679	-34,02	1.947.950	1.598.144	-17,96
IRELAND	1.181.013	1.171.090	-0,84	2.534.137	2.580.806	1,84
ITALY	6.485.861	7.070.511	9,01	12.006.047	15.637.753	30,25
SPAIN	3.869.367	3.953.890	2,18	7.087.791	7.938.102	12,00
PORTUGAL	1.250.114	979.544	-21,64	2.463.389	2.149.976	-12,72
ICELAND	26.199	13.809	-47,29	54.605	23.704	-56,59
GREECE	1.136.927	768.182	-32,43	1.533.394	1.398.427	-8,80
VATICAN CITY STATE (HOLY SEE)	1.461	0	-100,00	1.250	0	-100,00
HUNGARY	126.344	101.911	-19,34	341.619	219.257	-35,82
POLAND	4.388.563	3.959.838	-9,77	5.085.055	5.271.766	3,67
ROMANIA	43.998	122.609	178,67	61.732	203.793	230,13
BULGARIA	153.212	194.156	26,72	328.674	325.613	-0,93
YUGOSLAVIA	20.430	94.987	364,94	28.104	117.002	316,32
AZERBAIJAN	33.751	25.597	-24,16	29.253	39.528	35,12
BELARUS	4.786	0	-100,00	15.369	0	-100,00
KAZAKHSTAN	134.578	224.063	66,49	194.250	450.047	131,68
MOLDOVA, REPUBLIC OF	0	15.592	--	0	15.763	--
UKRAINE	310.731	503.245	61,96	499.237	851.828	70,63
UZBEKISTAN	0	13.272	--	0	20.800	--
LITHUANIA	17.839	61.415	244,27	73.813	119.074	61,32
LATVIA	326.041	238.990	-26,70	427.352	316.118	-26,03
ESTONIA	118.751	299.721	152,39	157.969	405.241	156,53
GEORGIA	19.979	72.225	261,50	28.331	123.723	336,71
CROATIA	215.123	240.767	11,92	471.278	517.732	9,86
BOSNIA AND HERZEGOVINA	806	1.169	45,04	2.037	5.382	164,21
MALTA	55.755	11.009	-80,25	78.348	30.474	-61,10
SLOVAKIA	6.966	27.622	296,53	23.243	32.101	38,11
SLOVENIA	56.707	170.049	199,87	124.592	307.263	146,62
CZECH REPUBLIC	159.858	215.267	34,66	562.815	663.731	17,93
REP. OF MACEDONIA	0	8.915	--	0	12.942	--
RUSSIA FEDERATION	716.257	682.068	-4,77	1.153.294	1.478.610	28,21
<b>-TIMAH</b>	<b>17.694.146</b>	<b>50.590.019</b>	<b>185,91</b>	<b>210.118.501</b>	<b>824.348.640</b>	<b>292,33</b>
JAPAN	140.975	1.857.017	1.217,27	1.781.431	29.309.923	1.545,30
HONG KONG	77.101	624.870	710,46	668.569	9.418.703	1.308,79
KOREA, REPUBLIC OF	224.988	759.223	237,45	2.688.946	12.352.660	359,39
TAIWAN	40.000	635.462	1.488,66	473.200	11.040.105	2.233,07
CHINA	58.318	274.591	370,85	250.561	3.304.069	1.218,67
THAILAND	0	19.733	--	0	266.395	--
SINGAPORE	16.927.346	40.981.340	142,10	203.100.238	674.771.483	232,24
PHILIPPINES	0	33.226	--	0	658.519	--
MALAYSIA	59.005	4.747.325	7.945,63	877.313	75.011.842	8.450,18
VIET NAM	0	227.004	--	0	3.448.376	--
INDIA	0	377.757	--	0	4.544.749	--
BANGLADESH	67.550	966	-98,57	10.470	16.830	60,74
AUSTRALIA	34.255	49.159	43,51	106.987	150.234	40,42
EAST TIMOR	0	181	--	0	140	--
UNITED STATES	21.963	2.165	-90,14	52.325	54.612	4,37

TABEL 5. PERKEMBANGAN EKSPOR INDONESIA MENURUT KOMODITI DAN NEGARA TUJUAN

JENIS BARANG	BERAT BERSIH (KG)		PERUB	NILAI FOB (US \$)		PERUB
	JAN-APR 2007	JAN-APR 2008	%	JAN-APR 2007	JAN-APR 2008	%
	(1)	(2)	(3)	(4)	(5)	(6)
FRANCE	413	0	-100,00	270	0	-100,00
GERMANY, FED. REP. OF	42.232	0	-100,00	108.191	0	-100,00
<b>-ALUMINIUM</b>	<b>96.992.472</b>	<b>90.674.168</b>	<b>-6,51</b>	<b>292.905.918</b>	<b>280.730.793</b>	<b>-4,16</b>
JAPAN	61.411.715	51.671.406	-15,86	168.812.043	137.359.651	-18,63
HONG KONG	255.458	660.770	158,66	1.092.031	2.087.417	91,15
KOREA, REPUBLIC OF	2.012.274	3.419.832	69,95	3.006.731	7.308.451	143,07
TAIWAN	791.882	1.440.035	81,85	2.871.376	5.416.171	88,63
CHINA	912.483	875.324	-4,07	3.448.158	3.168.512	-8,11
PAPUA NEW GUINEA	246.998	307.493	24,49	901.447	1.161.378	28,83
THAILAND	2.310.043	2.434.167	5,37	8.353.215	9.636.571	15,36
SINGAPORE	3.021.085	3.617.392	19,74	11.374.517	13.289.437	16,84
PHILIPPINES	3.355.367	3.449.527	2,81	10.804.320	12.353.088	14,33
MALAYSIA	3.538.154	4.305.447	21,69	12.041.033	15.023.721	24,77
MYANMAR (FORM. BURMA)	119.771	33.463	-72,06	380.405	136.254	-64,18
BRUNEI DARUSSALAM	66.215	56.730	-14,32	251.594	277.638	10,35
VIET NAM	657.409	451.206	-31,37	2.646.683	2.041.467	-22,87
MALDIVES	2.873	2.540	-11,59	3.106	4.228	36,12
INDIA	322.694	543.057	68,29	1.330.374	2.163.120	62,59
PAKISTAN	10.261	140.147	1.265,82	53.118	505.607	851,86
BANGLADESH	92.988	126.955	36,53	296.813	557.066	87,68
SRI LANKA	24.141	49.638	105,62	113.006	197.918	75,14
IRAQ	7.975	0	-100,00	47.909	0	-100,00
IRAN (ISLAMIC REPUBLIC OF)	0	8.832	--	0	20.369	--
SAUDI ARABIA	106.168	1.697.083	1.498,49	346.497	11.453.726	3.205,58
KUWAIT	0	5.190	--	0	3.600	--
YEMEN	0	1.513	--	0	5.828	--
TURKEY	32.053	65.593	104,64	130.676	276.441	111,55
UNITED ARAB EMIRATES	57.760	208.673	261,28	329.516	958.993	191,03
QATAR	177	0	-100,00	753	0	-100,00
BAHRAIN	0	157	--	0	6.215	--
CYPRUS	0	819	--	0	9.324	--
EGYPT	1.019.829	0	-100,00	3.571.828	0	-100,00
MOROCCO	0	905	--	0	4.853	--
SUDAN	22.813	0	-100,00	114.323	0	-100,00
ETHIOPIA	0	292.161	--	0	991.444	--
MADAGASCAR	28.344	31.554	11,33	95.456	107.598	12,72
KENYA	0	7	--	0	248	--
REUNION	8.214	13.120	59,73	26.532	44.494	67,70
MOZAMBIQUE	0	90.653	--	0	417.965	--
GHANA	10.395	0	-100,00	55.347	0	-100,00
NIGERIA	5.923	210.184	3.448,61	21.427	759.213	3.443,25
COTE D'IVOIRE	0	83.520	--	0	413.280	--
BENIN	0	125	--	0	68	--
U.S. VIRGIN ISLANDS	20	0	-100,00	34	0	-100,00
UGANDA	149.100	0	-100,00	546.000	0	-100,00
SOUTH AFRICA	133.264	71.571	-46,29	536.827	529.043	-1,45
ZAMBIA	0	1.056	--	0	12.342	--
MALAWI	22.324	0	-100,00	125.456	0	-100,00
MAURITIUS	170.922	186.805	9,29	539.694	653.879	21,16
AUSTRALIA	1.800.883	3.536.816	96,39	6.713.338	12.474.204	85,81
NEW ZEALAND	257.210	789.384	206,90	928.774	2.604.903	180,47
GUAM	0	243	--	0	1.620	--
NEW CALEDONIA	117.927	124.738	5,78	396.165	441.834	11,53
VANUATU	2.264	988	-56,36	17.974	2.011	-88,81
COOK ISLANDS	0	65	--	0	188	--
FIJI	48.964	41.093	-16,08	162.418	113.257	-30,27
KIRIBATI	0	148	--	0	1.608	--
EAST TIMOR	15	80.777	538.413,33	42	71.714	170.647,62
UNITED STATES	11.813.175	7.213.420	-38,94	41.242.676	26.079.728	-36,77
CANADA	1.119.940	611.235	-45,42	4.521.350	2.334.537	-48,37
MEXICO	0	20.856	--	0	82.157	--
PANAMA	913	0	-100,00	9.716	0	-100,00
CHILE	16.681	11.370	-31,84	105.157	83.422	-20,67
VENEZUELA	0	421	--	0	128	--
ARGENTINA	71	150	111,27	70	195	178,57
BRAZIL	2.310	41.873	1.712,68	8.218	193.896	2.259,41
ECUADOR	56	0	-100,00	148	0	-100,00
TRINIDAD AND TOBAGO	0	10	--	0	150	--
JAMAICA	1.357	0	-100,00	112	0	-100,00
PUERTO RICO	19.862	35.736	79,92	65.871	107.946	63,87
DOMINICAN REPUBLIC	3.245	1.043	-67,86	32.812	12.931	-60,59
HAITI	0	132.572	--	0	652.202	--
FRENCH POLYNESIA	1.256	110	-91,24	1.491	1.513	1,48
NETHERLANDS ANTILLES	3	939	31.200,00	125	516	312,80
UNITED KINGDOM	388.291	283.550	-26,97	1.922.740	1.463.863	-23,87
NETHERLANDS	51.292	45.979	-10,36	304.401	359.807	18,20
FRANCE	150.259	109.254	-27,29	830.765	816.661	-1,70

TABEL 5. PERKEMBANGAN EKSPOR INDONESIA MENURUT KOMODITI DAN NEGARA TUJUAN

JENIS BARANG	BERAT BERSIH (KG)		PERUB	NILAI FOB (US \$)		PERUB
	JAN-APR 2007	JAN-APR 2008	%	JAN-APR 2007	JAN-APR 2008	%
	(1)	(2)	(3)	(4)	(5)	(6)
GERMANY, FED. REP. OF	27.492	417.772	1.419,61	111.208	944.321	749,15
AUSTRIA	661	1.210	83,06	3.794	7.801	105,61
BELGIUM	75.284	51.352	-31,79	485.070	462.605	-4,63
SWITZERLAND	471	610	29,51	936	5.273	463,35
DENMARK	3.369	104.269	2.994,95	18.251	338.574	1.755,10
NORWAY	2.443	71.531	2.828,00	15.659	229.188	1.363,62
SWEDEN	22.530	13.221	-41,32	82.809	67.374	-18,64
IRELAND	104	0	-100,00	63	0	-100,00
ITALY	84.641	82.530	-2,49	415.343	424.020	2,09
SPAIN	42.923	41.215	-3,98	155.003	132.975	-14,21
PORTUGAL	653	47	-92,80	2.935	161	-94,51
GREECE	131	11.766	8.881,68	225	82.921	36.753,78
HUNGARY	2.160	0	-100,00	13.998	0	-100,00
POLAND	0	11.145	--	0	68.190	--
ROMANIA	276	16	-94,20	487	900	84,80
BULGARIA	4	2.106	52.550,00	2	12.217	610.750,00
YUGOSLAVIA	3.196	0	-100,00	49.333	0	-100,00
UKRAINE	0	19.732	--	0	64.594	--
CROATIA	0	253	--	0	2.668	--
SLOVAKIA	3	0	-100,00	435	0	-100,00
SLOVENIA	0	8.812	--	0	45.241	--
CZECH REPUBLIC	48	199.161	414.818,75	165	584.161	353.936,97
RUSSIA FEDERATION	3.017	0	-100,00	17.594	0	-100,00
<b>-NIKEL</b>	<b>34.497.344</b>	<b>43.797.008</b>	<b>26,96</b>	<b>587.385.375</b>	<b>687.671.797</b>	<b>17,07</b>
JAPAN	18.234.446	36.470.642	100,01	424.958.628	639.207.176	50,42
HONG KONG	23.230	0	-100,00	89.209	0	-100,00
KOREA, REPUBLIC OF	4.950.952	22.029	-99,56	45.552.301	63.702	-99,86
TAIWAN	2.970.197	0	-100,00	29.077.039	0	-100,00
CHINA	6.369	8.038	26,21	31.135	43.664	40,24
THAILAND	1	43	4.200,00	1.280	432	-66,25
SINGAPORE	77.136	280	-99,64	2.229.761	4.837	-99,78
PHILIPPINES	761	0	-100,00	13.304	0	-100,00
MALAYSIA	180	602	234,44	9.300	31.760	241,51
VIET NAM	205	0	-100,00	1.250	0	-100,00
BANGLADESH	92	0	-100,00	5.520	0	-100,00
UNITED KINGDOM	2.263	1.274	-43,70	21.681	16.066	-25,90
NETHERLANDS	8.197.068	0	-100,00	85.277.511	0	-100,00
GERMANY, FED. REP. OF	22	0	-100,00	357	0	-100,00
BELGIUM	34.361	0	-100,00	117.000	0	-100,00
SWITZERLAND	61	7.294.100	11.957.440,98	99	48.304.160	48.791.980,81
<b>-BESI/BAJA</b>	<b>702.054.206</b>	<b>729.973.308</b>	<b>3,98</b>	<b>696.105.807</b>	<b>1.020.068.578</b>	<b>46,54</b>
JAPAN	33.583.697	41.699.461	24,17	62.484.479	70.103.194	12,19
HONG KONG	6.455.937	606.706	-90,60	12.555.285	1.637.388	-86,96
KOREA, REPUBLIC OF	12.689.302	19.174.154	51,10	43.670.595	98.268.199	125,02
TAIWAN	3.981.852	9.786.709	145,78	14.989.606	27.691.233	84,74
CHINA	82.311.419	49.819.132	-39,47	22.504.042	18.665.634	-17,06
MACAU	48	3.225	6.618,75	820	17.786	2.069,02
PAPUA NEW GUINEA	5.059.226	681.648	-86,53	5.572.497	537.663	-90,35
THAILAND	6.637.464	24.741.182	272,75	13.798.520	37.690.428	173,15
SINGAPORE	149.241.499	169.372.133	13,49	144.661.148	204.014.505	41,03
PHILIPPINES	3.975.515	11.730.960	195,08	6.429.014	12.901.987	100,68
MALAYSIA	76.267.497	62.512.352	-18,04	57.523.321	55.484.358	-3,54
MYANMAR (FORM. BURMA)	1.818.844	415.575	-77,15	1.452.868	755.448	-48,00
CAMBODIA	86	586	581,40	893	22.650	2.436,39
BRUNEI DARUSSALAM	382.725	124.050	-67,59	221.779	260.641	17,52
LAO PEOPLE'S DEMOCRATIC REPU	29.795	0	-100,00	253.503	0	-100,00
NEPAL	0	57	--	0	315	--
VIET NAM	34.338.145	59.919.789	74,50	40.339.132	54.482.787	35,06
MALDIVES	32.026	58.985	84,18	50.481	129.335	156,21
INDIA	49.140.882	15.701.300	-68,05	42.286.368	13.082.489	-69,06
PAKISTAN	3.670.798	2.307.643	-37,14	3.501.651	2.176.353	-37,85
BANGLADESH	2.049.573	2.126.371	3,75	1.725.462	2.455.097	42,29
SRI LANKA	2.756.370	4.853.443	76,08	1.939.968	4.255.061	119,34
IRAN (ISLAMIC REPUBLIC OF)	18.246.497	15.808.132	-13,36	9.071.371	18.717.899	106,34
SAUDI ARABIA	11.682.418	3.881.112	-66,78	9.374.921	5.445.950	-41,91
ISRAEL	0	2.973	--	0	11.323	--
KUWAIT	228.433	3.530.523	1.445,54	209.134	6.832.982	3.167,27
JORDAN	0	27.277	--	0	63.984	--
LEBANON	21.865	22.485	2,84	62.266	76.650	23,10
YEMEN	5.771.234	1.377.472	-76,13	7.372.595	3.146.504	-57,32
OMAN	101.498	147.426	45,25	335.476	214.355	-36,10
SYRIA ARAB REPUBLIC	1.471.462	92.438	-93,72	3.241.236	195.301	-93,97
TURKEY	785.262	409.906	-47,80	835.694	1.004.022	20,14
UNITED ARAB EMIRATES	24.038.778	44.990.470	87,16	19.967.551	39.215.132	96,39
QATAR	6.584.338	1.140.850	-82,67	19.083.381	4.517.088	-76,33
BAHRAIN	246	1.362.284	553.673,98	847	3.171.231	374.307,44

TABEL 5. PERKEMBANGAN EKSPOR INDONESIA MENURUT KOMODITI DAN NEGARA TUJUAN

JENIS BARANG	BERAT BERSIH (KG)		PERUB	NILAI FOB (US \$)		PERUB
	JAN-APR 2007	JAN-APR 2008	%	JAN-APR 2007	JAN-APR 2008	%
	(1)	(2)	(3)	(4)	(5)	(6)
CYPRUS	13.923	43	-99,69	46.872	202	-99,57
EGYPT	2.901.828	925.597	-68,10	5.234.555	571.349	-89,09
LIBYAN ARAB JAMAHIRIYA	84.586	0	-100,00	135.022	0	-100,00
MOROCCO	1.934	0	-100,00	3.351	0	-100,00
TUNISIA	1.353	2.040.887	150.741,61	5.044	2.880.212	57.001,74
ALGERIA	2.229.795	2.209.568	-0,91	2.649.749	10.883.555	310,74
SUDAN	473.973	43.725	-90,77	301.849	497.787	64,91
ETHIOPIA	0	230.750	--	0	302.283	--
TANZANIA, UNITED REPUBLIC OF	0	65	--	0	31	--
MADAGASCAR	986.186	365.218	-62,97	870.750	338.339	-61,14
KENYA	47.824	44.907	-6,10	43.678	106.427	143,66
REUNION	8.568	12.947	51,11	8.438	20.210	139,51
GHANA	481.807	10.493	-97,82	1.004.929	64.585	-93,57
ANGOLA	365.768	667.038	82,37	607.154	1.363.878	124,63
CONGO	621.667	0	-100,00	1.328.016	0	-100,00
CAMEROON	21.142	16.824	-20,42	153.120	33.538	-78,10
NIGERIA	3.691.641	133.024	-96,40	1.789.468	268.517	-84,99
GABON	0	377	--	0	4.758	--
COTE D'IVOIRE	17.704	22.955	29,66	14.639	24.029	64,14
SENEGAL	384	281	-26,82	153	353	130,72
MAURITANIA	0	157.362	--	0	446.085	--
BENIN	20.281	62.891	210,10	24.389	94.253	286,46
SEYCHELLES	237	379.878	160.186,08	278	346.196	124.430,94
NIGER	0	88	--	0	250	--
DJIBOUTI	0	536.464	--	0	584.611	--
SAINT HELENA	86	0	-100,00	548	0	-100,00
SOUTH AFRICA	603.207	1.428.097	136,75	555.783	1.988.175	257,73
ZIMBABWE	0	5.074	--	0	10.258	--
ZAMBIA	0	139.326	--	0	299.140	--
COMOROS	2.186	0	-100,00	385	0	-100,00
MAURITIUS	1.705.639	1.810.354	6,14	2.229.508	2.877.290	29,05
VIRGIN ISLANDS (BRITISH)	0	85	--	0	521	--
AUSTRALIA	35.916.985	41.718.188	16,15	25.680.137	35.515.969	38,30
NEW ZEALAND	2.196.442	1.147.046	-47,78	1.638.607	1.438.923	-12,19
GUAM	25.595	15.833	-38,14	8.697	7.804	-10,27
PALAU	0	915	--	0	1.547	--
NEW CALEDONIA	4.935	13.224	167,96	5.409	29.231	440,41
NORTHERN MARIANA ISLANDS	19	0	-100,00	71	0	-100,00
SAINT VINCENT AND THE GRENADII	253	43	-83,00	399	43	-89,22
VANUATU	912	44.201	4.746,60	495	79.496	15.959,80
WALLIS AND FUTUNA ISLANDS	864	757	-12,38	1.322	1.657	25,34
COOK ISLANDS	1.462	3.278	124,21	2.066	21.168	924,59
FIJI	181.399	40.555	-77,64	245.991	55.080	-77,61
SAMOA	1.501	0	-100,00	4.551	0	-100,00
SOLOMON ISLANDS	8.270	4.943	-40,23	9.828	13.714	39,54
TONGA	0	1.088	--	0	1.471	--
EAST TIMOR	8.649	1.891.456	21.769,07	7.623	1.840.349	24.042,06
UNITED STATES	12.752.869	20.667.565	62,06	25.608.403	50.957.737	98,99
CANADA	493.220	554.237	12,37	1.798.482	2.731.379	51,87
MEXICO	143.447	291.399	103,14	374.759	706.800	88,60
GUATEMALA	28.205	45.089	59,86	41.119	107.101	160,47
NICARAGUA	0	794	--	0	962	--
PANAMA	6.402	0	-100,00	7.671	0	-100,00
SURINAME	0	8.905	--	0	14.806	--
CHILE	1.160	240.876	20.665,17	2.636	371.353	13.987,75
VENEZUELA	47.971	1.848	-96,15	112.244	93.826	-16,41
ARGENTINA	132.692	66.628	-49,79	658.242	422.030	-35,89
BRAZIL	318.714	693.274	117,52	1.208.467	2.159.858	78,73
COLOMBIA	21.137	20.535	-2,85	48.050	46.314	-3,61
BOLIVIA	2.500	0	-100,00	30.788	0	-100,00
URUGUAY	42.468	0	-100,00	183.336	0	-100,00
ECUADOR	22.280	459.761	1.963,56	71.196	853.219	1.098,41
PERU	48.685	325.922	569,45	140.230	620.002	342,13
TRINIDAD AND TOBAGO	0	95.964	--	0	101.279	--
JAMAICA	152	409	169,08	35	137	291,43
PUERTO RICO	0	125	--	0	464	--
DOMINICAN REPUBLIC	0	173	--	0	250	--
COSTA RICA	4.617	11	-99,76	4.086	45	-98,90
BARBADOS	0	58	--	0	60	--
ANGUILLA	285	0	-100,00	1.188	0	-100,00
ARUBA	0	362	--	0	4.477	--
BERMUDA	1	2	100,00	2	60	2.900,00
FRENCH GUIANA	759	1.768	132,94	1.447	5.177	257,77
FRENCH POLYNESIA	9.135	1.828.942	19.921,26	15.662	1.515.625	9.577,08
MARTINIQUE	365	661	81,10	951	1.841	93,59
NETHERLANDS ANTILLES	139	1.998	1.337,41	734	5.735	681,34
TURKS AND CAICOS ISLANDS	0	128	--	0	212	--
GUADELOUPE	449	2.279	407,57	823	3.736	353,95



TABEL 5. PERKEMBANGAN EKSPOR INDONESIA MENURUT KOMODITI DAN NEGARA TUJUAN

JENIS BARANG	BERAT BERSIH (KG)		PERUB	NILAI FOB (US \$)		PERUB
	JAN-APR 2007	JAN-APR 2008	%	JAN-APR 2007	JAN-APR 2008	%
	(1)	(2)	(3)	(4)	(5)	(6)
UNITED KINGDOM	16.927.948	11.255.649	-33,51	9.991.898	8.424.903	-15,68
NETHERLANDS	26.092.145	23.772.343	-8,89	17.575.374	20.488.177	16,57
FRANCE	1.282.540	195.278	-84,77	3.751.626	1.009.582	-73,09
GERMANY, FED. REP. OF	20.843.823	29.143.009	39,82	15.356.981	23.807.513	55,03
AUSTRIA	449	715	59,24	6.256	1.800	-71,23
BELGIUM	12.909.106	753.570	-94,16	9.865.723	1.955.028	-80,18
SWITZERLAND	59.392	21.706.064	36.447,12	157.733	135.557.369	85.841,03
DENMARK	4.701.660	9.723.662	106,81	2.898.723	7.211.327	148,78
NORWAY	5.047	6.883	36,38	60.158	16.324	-72,86
SWEDEN	25.292	102.686	306,00	102.771	321.228	212,57
FINLAND	45.318	10.699	-76,39	213.026	101.756	-52,23
IRELAND	3.281	1.272	-61,23	5.470	2.533	-53,69
ITALY	3.095.710	1.607.985	-48,06	9.796.317	5.299.212	-45,91
SPAIN	233.792	115.582	-50,56	598.904	507.289	-15,30
PORTUGAL	59.616	103.908	74,30	266.191	104.982	-60,56
GREECE	70.366	22.183	-68,47	304.234	43.372	-85,74
VATICAN CITY STATE (HOLY SEE)	152	0	-100,00	130	0	-100,00
ANDORRA	146.863	0	-100,00	522.340	0	-100,00
HUNGARY	387	1.207	211,89	1.366	1.922	40,70
POLAND	4.187	67.885	1.521,33	80.298	193.945	141,53
ROMANIA	506	714	41,11	486	2.266	366,26
BULGARIA	614	3.474	465,80	2.701	3.762	39,28
YUGOSLAVIA	334	0	-100,00	517	0	-100,00
AZERBAIJAN	820.790	0	-100,00	1.363.757	0	-100,00
UKRAINE	221	16.029	7.152,94	271	28.855	10.547,60
LITHUANIA	335	101.785	30.283,58	2.115	229.709	10.760,95
ESTONIA	18.657	272.464	1.360,38	50.981	595.205	1.067,50
CROATIA	1.724	8.629	400,52	3.137	25.704	719,38
BOSNIA AND HERZEGOVINA	0	170	--	0	798	--
MALTA	4.554.553	1.321	-99,97	2.475.301	3.392	-99,86
SLOVAKIA	142	72	-49,30	3.874	2.058	-46,88
SLOVENIA	1.538	5.287	243,76	2.448	20.009	717,36
CZECH REPUBLIC	7.060	925	-86,90	39.608	5.257	-86,73
RUSSIA FEDERATION	79.270	1.107.491	1.297,11	165.763	3.120.560	1.782,54
<b>-TEMBAGA</b>	<b>110.761.902</b>	<b>95.132.330</b>	<b>-14,11</b>	<b>775.717.030</b>	<b>795.753.413</b>	<b>2,58</b>
JAPAN	17.656.154	1.329.147	-92,47	211.655.867	60.035.722	-71,64
HONG KONG	4.306.133	3.736.025	-13,24	23.812.162	26.660.037	11,96
KOREA, REPUBLIC OF	1.741.175	2.286.142	31,30	44.395.285	91.960.130	107,14
TAIWAN	10.359.689	6.959.817	-32,82	61.700.897	47.683.408	-22,72
CHINA	22.700.540	22.786.453	0,38	96.557.810	112.941.981	16,97
THAILAND	16.078.015	19.535.104	21,50	100.611.235	147.382.603	46,49
SINGAPORE	5.251.857	7.788.935	48,31	29.985.840	89.872.520	199,72
PHILIPPINES	5.433.154	4.917.971	-9,48	36.123.908	38.524.092	6,64
MALAYSIA	23.793.838	20.256.211	-14,87	149.428.187	152.418.963	2,00
MYANMAR (FORM. BURMA)	1.794	0	-100,00	14.062	0	-100,00
CAMBODIA	30	0	-100,00	550	0	-100,00
BRUNEI DARUSSALAM	2.468	0	-100,00	1.375	0	-100,00
LAO PEOPLE'S DEMOCRATIC REPU	1.440	0	-100,00	89.700	0	-100,00
VIET NAM	2.479.456	2.451.995	-1,11	15.872.173	19.509.959	22,92
MALDIVES	0	77	--	0	657	--
INDIA	119.982	279.520	132,97	859.834	2.332.489	171,27
PAKISTAN	0	96.542	--	0	653.900	--
BANGLADESH	42.000	0	-100,00	294.184	0	-100,00
SRI LANKA	36	0	-100,00	200	0	-100,00
IRAN (ISLAMIC REPUBLIC OF)	1.524	0	-100,00	21.810	0	-100,00
TURKEY	432	0	-100,00	345	0	-100,00
UNITED ARAB EMIRATES	703	200	-71,55	3.138	6.975	122,28
QATAR	0	3.021	--	0	2.275	--
MADAGASCAR	200.000	500.000	150,00	100.000	275.000	175,00
KENYA	0	5.984	--	0	27.882	--
REUNION	105	0	-100,00	334	0	-100,00
SOUTH AFRICA	744	1.407	89,11	885	2.084	135,48
VIRGIN ISLANDS (BRITISH)	0	911	--	0	2.454	--
AUSTRALIA	59.501	7.902	-86,72	209.807	33.435	-84,06
NEW ZEALAND	256	199.998	78.024,22	323	178.941	55.299,69
NEW CALEDONIA	0	53	--	0	150	--
VANUATU	233	272	16,74	282	512	81,56
FIJI	257	2.360	818,29	1.583	10.650	572,77
TONGA	0	37	--	0	30	--
EAST TIMOR	0	8.896	--	0	1.592	--
UNITED STATES	282.091	1.831.245	549,17	2.727.798	4.464.287	63,66
CANADA	39.270	32.289	-17,78	346.134	301.759	-12,82
VENEZUELA	4	21	425,00	119	177	48,74
BRAZIL	19.503	3.066	-84,28	95.277	16.121	-83,08
BOLIVIA	44	0	-100,00	497	0	-100,00
PERU	0	13	--	0	100	--
BAHAMAS	140	0	-100,00	3.475	0	-100,00

TABEL 5. PERKEMBANGAN EKSPOR INDONESIA MENURUT KOMODITI DAN NEGARA TUJUAN

JENIS BARANG	BERAT BERSIH (KG)		PERUB	NILAI FOB (US \$)		PERUB
	JAN-APR 2007	JAN-APR 2008	%	JAN-APR 2007	JAN-APR 2008	%
	(1)	(2)	(3)	(4)	(5)	(6)
ANTIGUA AND BARBUDA	33	0	-100,00	1.591	0	-100,00
UNITED KINGDOM	94.292	15.239	-83,84	238.109	54.084	-77,29
NETHERLANDS	8.017	7.796	-2,76	64.641	54.420	-15,81
FRANCE	3.135	3.150	0,48	9.274	4.846	-47,75
GERMANY, FED. REP. OF	29.265	1.494	-94,89	134.065	12.536	-90,65
AUSTRIA	0	58	--	0	685	--
BELGIUM	22.553	68.901	205,51	148.783	297.178	99,74
SWITZERLAND	225	60	-73,33	231	728	215,15
DENMARK	2.021	1.582	-21,72	8.925	1.174	-86,85
SWEDEN	19.345	4.528	-76,59	169.666	5.443	-96,79
FINLAND	10	0	-100,00	8	0	-100,00
ITALY	4.423	2.282	-48,41	3.266	5.827	78,41
SPAIN	3.979	3.556	-10,63	14.358	6.469	-54,94
PORTUGAL	760	0	-100,00	1.713	0	-100,00
GREECE	1.099	2.036	85,26	3.568	6.412	79,71
POLAND	102	0	-100,00	30	0	-100,00
ROMANIA	0	1	--	0	25	--
CROATIA	4	0	-100,00	39	0	-100,00
SLOVAKIA	71	33	-53,52	3.687	2.701	-26,74
<b>-SENG</b>	<b>1.757.735</b>	<b>1.342.310</b>	<b>-23,63</b>	<b>3.482.975</b>	<b>2.319.847</b>	<b>-33,39</b>
JAPAN	765.039	874.906	14,36	1.671.686	1.555.245	-6,97
TAIWAN	108.207	42.306	-60,90	76.580	9.900	-87,07
CHINA	192.390	75.355	-60,83	131.690	156.354	18,73
PAPUA NEW GUINEA	0	172	--	0	165	--
THAILAND	120.000	38.031	-68,31	349.855	52.575	-84,97
SINGAPORE	239.112	45.776	-80,86	495.872	81.812	-83,50
PHILIPPINES	43.997	27.684	-37,08	65.791	41.913	-36,29
MALAYSIA	12.530	0	-100,00	36.889	0	-100,00
BRUNEI DARUSSALAM	1.025	0	-100,00	3.376	0	-100,00
VIET NAM	94.357	232	-99,75	338.171	1.494	-99,56
INDIA	117.368	68.075	-42,00	223.913	173.743	-22,41
SRI LANKA	35.860	0	-100,00	58.009	0	-100,00
KENYA	0	8.000	--	0	13.216	--
GHANA	0	279	--	0	833	--
NIGERIA	20.000	20.000	0,00	20.000	20.000	0,00
GAMBIA	619	0	-100,00	435	0	-100,00
AUSTRALIA	4.057	0	-100,00	8.304	0	-100,00
AMERICAN SAMOA	0	4.154	--	0	6.955	--
SAMOA	0	2.898	--	0	8.126	--
EAST TIMOR	330	131.099	39.626,97	294	191.374	64.993,20
UNITED STATES	0	18	--	0	100	--
JAMAICA	2.677	0	-100,00	220	0	-100,00
UNITED KINGDOM	9	9	0,00	1.400	91	-93,50
NETHERLANDS	0	885	--	0	5.563	--
FRANCE	158	1	-99,37	490	2	-99,59
SWEDEN	0	2.430	--	0	386	--
<b>-LOGAM TIDAK MULIA LAIN</b>	<b>227.834.388</b>	<b>159.579.759</b>	<b>-29,96</b>	<b>66.200.090</b>	<b>83.748.969</b>	<b>26,51</b>
JAPAN	59.489.229	2.434.292	-95,91	12.615.410	10.292.615	-18,41
HONG KONG	470.446	639.762	35,99	1.353.799	1.813.082	33,93
KOREA, REPUBLIC OF	78.918	66.089.207	83.644,15	210.231	5.434.117	2.484,83
TAIWAN	38.368	88.508	130,68	170.308	254.478	49,42
CHINA	312.756	428.198	36,91	846.948	970.309	14,57
PAPUA NEW GUINEA	455.218	169.367	-62,79	1.083.126	490.486	-54,72
THAILAND	867.969	1.070.387	23,32	5.172.787	7.632.693	47,55
SINGAPORE	7.609.535	7.555.362	-0,71	10.579.347	12.028.705	13,70
PHILIPPINES	70.885.562	1.300.472	-98,17	4.026.330	2.260.357	-43,86
MALAYSIA	1.014.087	1.462.255	44,19	3.575.288	5.739.072	60,52
MYANMAR (FORM. BURMA)	15.178	0	-100,00	37.849	0	-100,00
CAMBODIA	61	4.658	7.536,07	869	11.220	1.191,14
BRUNEI DARUSSALAM	21.275	25.067	17,82	59.937	58.570	-2,28
LAO PEOPLE'S DEMOCRATIC REPU	0	1.350	--	0	51.478	--
VIET NAM	454.598	1.207.597	165,64	2.019.527	6.657.254	229,64
MALDIVES	3.599	14.586	305,28	7.998	45.026	462,97
INDIA	285.802	69.879.598	24.350,35	780.326	2.621.468	235,95
PAKISTAN	18.842	78.292	315,52	138.273	309.302	123,69
BANGLADESH	15.666	0	-100,00	17.599	0	-100,00
SRI LANKA	18.737	50.201	167,92	60.194	217.988	262,14
IRAN (ISLAMIC REPUBLIC OF)	13.086	116.943	793,65	61.497	281.843	358,30
SAUDI ARABIA	609.326	34.477	-94,34	644.259	68.912	-89,30
ISRAEL	0	18.531	--	0	35.899	--
KUWAIT	27.243	19.005	-30,24	42.202	25.832	-38,79
JORDAN	0	13.206	--	0	38.517	--
LEBANON	999	24.228	2.325,23	1.426	321.701	22.459,68
YEMEN	520	0	-100,00	300	0	-100,00
OMAN	69.142	6.136	-91,13	78.949	22.113	-71,99
SYRIA ARAB REPUBLIC	9.190	48.937	432,50	299.149	54.808	-81,68

TABEL 5. PERKEMBANGAN EKSPOR INDONESIA MENURUT KOMODITI DAN NEGARA TUJUAN

JENIS BARANG	BERAT BERSIH (KG)		PERUB	NILAI FOB (US \$)		PERUB
	JAN-APR 2007	JAN-APR 2008	%	JAN-APR 2007	JAN-APR 2008	%
	(1)	(2)	(3)	(4)	(5)	(6)
TURKEY	1.222	47.001	3.746,24	4.403	272.241	6.083,08
UNITED ARAB EMIRATES	452.569	779.057	72,14	610.036	1.277.763	109,46
QATAR	32.236	31.181	-3,27	49.507	112.452	127,14
BAHRAIN	383	21.569	5.531,59	1.017	28.641	2.716,22
CYPRUS	89	52.251	58.608,99	206	60.958	29.491,26
EGYPT	63.064	30.714	-51,30	101.908	59.364	-41,75
LIBYAN ARAB JAMAHIRIYA	0	19.997	--	0	26.390	--
MOROCCO	14.455	16.182	11,95	14.272	18.330	28,43
TUNISIA	1.496	240	-83,96	37.293	302	-99,19
ALGERIA	40.000	288	-99,28	40.040	8.065	-79,86
SUDAN	626	8.056	1.186,90	3.300	111.956	3.292,61
ETHIOPIA	0	49.439	--	0	51.978	--
TANZANIA, UNITED REPUBLIC OF	16.383	13.728	-16,21	48.130	62.962	30,82
MADAGASCAR	6.802	7.272	6,91	4.127	8.654	109,69
KENYA	46.582	67.011	43,86	114.809	248.771	116,68
REUNION	1.373	6.108	344,87	732	6.259	755,05
MOZAMBIQUE	0	194	--	0	485	--
LIBERIA	798	18.957	2.275,56	11.160	84.311	655,47
ANGOLA	10.560	39	-99,63	1.155	12.746	1.003,55
NIGERIA	193.618	380.994	96,78	483.635	826.886	70,97
SIERRA LEONE	0	4.129	--	0	21.501	--
SENEGAL	156	0	-100,00	1.123	0	-100,00
BENIN	32.876	57.534	75,00	8.820	42.080	377,10
BURKINA FASO	0	23	--	0	50	--
U.S. VIRGIN ISLANDS	0	200	--	0	520	--
SEYCHELLES	0	15.133	--	0	17.679	--
UGANDA	0	30.360	--	0	85.620	--
SAO TOME AND PRINCIPE	0	7.277	--	0	8.700	--
SOUTH AFRICA	153.957	134.851	-12,41	306.929	563.035	83,44
MAURITIUS	5.694	8.945	57,10	29.788	42.153	41,51
AUSTRALIA	916.986	759.377	-17,19	3.882.590	4.199.977	8,17
NEW ZEALAND	225.322	48.227	-78,60	229.303	132.945	-42,02
GUAM	549	105	-80,87	2.719	652	-76,02
NEW CALEDONIA	43.436	41.587	-4,26	157.805	148.259	-6,05
SAINT VINCENT AND THE GRENADII	0	4.662	--	0	44.100	--
VANUATU	3	49	1.533,33	127	28	-77,95
AMERICAN SAMOA	525	0	-100,00	192	0	-100,00
COOK ISLANDS	1.013	0	-100,00	805	0	-100,00
FIJI	9.711	7.085	-27,04	63.624	58.486	-8,08
SAMOA	1.440	0	-100,00	7.044	0	-100,00
TONGA	0	1.444	--	0	1.114	--
EAST TIMOR	3.611	197.221	5.361,67	6.887	138.267	1.907,65
UNITED STATES	664.882	797.512	19,95	5.168.336	6.297.459	21,85
CANADA	116.254	137.224	18,04	1.081.755	1.606.113	48,47
MEXICO	2.979	12.191	309,23	19.641	77.829	296,26
PANAMA	15.978	0	-100,00	64.199	0	-100,00
SURINAME	121	143	18,18	703	1.360	93,46
CHILE	11.273	8.113	-28,03	67.260	64.745	-3,74
VENEZUELA	10.892	4.425	-59,37	26.101	14.172	-45,70
ARGENTINA	9.139	20.334	122,50	77.476	295.048	280,83
BRAZIL	7.994	27.017	237,97	60.556	246.699	307,39
COLOMBIA	101	340	236,63	6.030	8.049	33,48
ECUADOR	833	0	-100,00	2.185	0	-100,00
BAHAMAS	0	712	--	0	1.206	--
JAMAICA	589	688	16,81	135	1.111	722,96
PUERTO RICO	0	324	--	0	2.507	--
BELIZE	7	0	-100,00	10	0	-100,00
DOMINICAN REPUBLIC	692	438	-36,71	2.425	1.191	-50,89
EL SALVADOR	1.463	0	-100,00	6.272	0	-100,00
COSTA RICA	2.169	3.819	76,07	1.909	10.099	429,02
ANTIGUA AND BARBUDA	467	273	-41,54	3.786	662	-82,51
ARUBA	0	1.095	--	0	1.819	--
BERMUDA	146	273	86,99	1.078	2.033	88,59
CAYMAN ISLANDS	0	28	--	0	45	--
FRENCH GUIANA	376	229	-39,10	723	793	9,68
FRENCH POLYNESIA	4.070	11.760	188,94	5.426	20.394	275,86
MARTINIQUE	54	4.961	9.087,04	76	7.228	9.410,53
NETHERLANDS ANTILLES	613	1.659	170,64	19.182	4.618	-75,93
SAINT LUCIA	4.352	733	-83,16	7.436	2.628	-64,66
GUADELOUPE	144	177	22,92	278	217	-21,94
SAINT KITTS AND NEVIS	27	0	-100,00	377	0	-100,00
UNITED KINGDOM	80.329.918	674.731	-99,16	4.473.520	1.694.869	-62,11
NETHERLANDS	143.443	169.142	17,92	940.783	1.022.462	8,68
FRANCE	278.966	157.797	-43,44	567.498	467.588	-17,61
GERMANY, FED. REP. OF	204.449	893.992	337,27	1.498.381	2.826.848	88,66
AUSTRIA	2.342	10.571	351,37	16.720	121.344	625,74
BELGIUM	69.113	133.091	92,57	164.609	288.240	75,11
SWITZERLAND	5.972	11.463	91,95	53.964	173.210	220,97

TABEL 5. PERKEMBANGAN EKSPOR INDONESIA MENURUT KOMODITI DAN NEGARA TUJUAN

JENIS BARANG	BERAT BERSIH (KG)		PERUB	NILAI FOB (US \$)		PERUB
	JAN-APR 2007	JAN-APR 2008	%	JAN-APR 2007	JAN-APR 2008	%
(1)	(2)	(3)	(4)	(5)	(6)	(7)
LUXEMBOURG	0	2.100	--	0	6.216	--
DENMARK	37.023	2.815	-92,40	69.526	188.499	171,12
NORWAY	23.481	4.293	-81,72	109.275	11.575	-89,41
SWEDEN	60.907	57.772	-5,15	260.170	253.067	-2,73
FINLAND	4.190	3.007	-28,23	33.919	25.642	-24,40
IRELAND	99.982	94.693	-5,29	153.211	177.166	15,64
ITALY	368.463	387.477	5,16	538.173	535.119	-0,57
SPAIN	223.763	223.684	-0,04	385.838	524.804	36,02
PORTUGAL	8.642	20.195	133,68	19.776	18.687	-5,51
GREECE	20.388	32.961	61,67	13.223	67.575	411,04
HUNGARY	3.402	5.875	72,69	6.950	20.341	192,68
POLAND	63	4.234	6.620,63	10.425	67.992	552,20
ROMANIA	7.288	299	-95,90	27.874	1.227	-95,60
BULGARIA	1.103	1.229	11,42	1.783	21.080	1.082,28
KAZAKHSTAN	32	0	-100,00	46	0	-100,00
UKRAINE	2.388	472	-80,23	18.173	794	-95,63
LATVIA	0	385	--	0	822	--
ESTONIA	9.037	0	-100,00	22.602	0	-100,00
GEORGIA	8.676	0	-100,00	38.750	0	-100,00
CROATIA	931	1.346	44,58	5.770	12.861	122,89
MALTA	0	1.403	--	0	2.681	--
SLOVAKIA	319	2	-99,37	3.272	10	-99,69
SLOVENIA	0	179	--	0	59	--
CZECH REPUBLIC	180	872	384,44	1.874	4.285	128,66
RUSSIA FEDERATION	1.425	102	-92,84	33.216	23.356	-29,68
<b>-PAKAIAN JADI</b>	<b>124.124.500</b>	<b>129.006.820</b>	<b>3,93</b>	<b>1.816.386.675</b>	<b>1.902.336.470</b>	<b>4,73</b>
JAPAN	3.189.606	3.328.486	4,35	44.596.482	43.386.457	-2,71
HONG KONG	180.626	203.551	12,69	3.136.938	3.498.399	11,52
KOREA, DEMOCRATIC PEOPLE'S RE	22	154	600,00	115	3.420	2.873,91
KOREA, REPUBLIC OF	423.777	438.488	3,47	6.446.660	6.809.249	5,62
TAIWAN	207.824	110.058	-47,04	2.923.368	1.512.011	-48,28
CHINA	119.170	285.853	139,87	1.746.625	6.247.980	257,72
MONGOLIA	0	81	--	0	2.573	--
MACAU	68	42	-38,24	5.063	1.003	-80,19
PAPUA NEW GUINEA	125.829	170.833	35,77	459.409	938.887	104,37
THAILAND	249.809	411.504	64,73	2.603.462	3.636.731	39,69
SINGAPORE	2.825.624	1.216.963	-56,93	26.998.212	12.211.208	-54,77
PHILIPPINES	71.667	98.973	38,10	890.158	1.273.169	43,03
MALAYSIA	3.161.288	3.024.856	-4,32	14.298.347	15.586.527	9,01
MYANMAR (FORM. BURMA)	0	7.193	--	0	125.720	--
CAMBODIA	4.760	1.787	-62,46	36.845	12.035	-67,34
BRUNEI DARUSSALAM	69.339	105.409	52,02	364.020	809.532	122,39
LAO PEOPLE'S DEMOCRATIC REPU	0	2.083	--	0	39.609	--
NEPAL	22.564	31.933	41,52	194.098	318.750	64,22
VIET NAM	51.218	112.459	119,57	542.470	853.603	57,35
MALDIVES	14.137	19.497	37,91	159.140	76.970	-51,63
INDIA	57.509	92.645	61,10	543.705	850.720	56,47
PAKISTAN	213.124	263.674	23,72	1.418.175	2.654.682	87,19
BANGLADESH	4.917	6.860	39,52	18.018	23.930	32,81
SRI LANKA	632.298	577.302	-8,70	3.741.358	2.968.895	-20,65
IRAN (ISLAMIC REPUBLIC OF)	27.827	23.195	-16,65	339.959	108.971	-67,95
SAUDI ARABIA	2.108.372	2.142.637	1,63	17.400.735	20.325.571	16,81
ISRAEL	0	4.155	--	0	139.201	--
KUWAIT	142.060	181.638	27,86	1.502.559	1.585.912	5,55
JORDAN	56	2.320	4.042,86	3.502	34.800	893,72
LEBANON	2.522	7.689	204,88	92.619	178.525	92,75
YEMEN	133.930	170.967	27,65	1.130.906	1.845.212	63,16
OMAN	5.634	11.477	103,71	99.696	64.381	-35,42
TURKEY	113.812	156.749	37,73	1.700.685	3.202.695	88,32
UNITED ARAB EMIRATES	3.477.553	4.086.509	17,51	40.116.279	42.452.114	5,82
QATAR	3.095	2.956	-4,49	67.545	104.394	54,55
BAHRAIN	24.978	31.976	28,02	112.698	196.226	74,12
CYPRUS	9.612	5.662	-41,09	101.315	78.921	-22,10
EGYPT	489.180	555.754	13,61	5.019.511	7.078.866	41,03
LIBYAN ARAB JAMAHIRIYA	31.231	79.410	154,27	111.975	258.719	131,05
MOROCCO	1.493	999	-33,09	38.595	32.301	-16,31
TUNISIA	31.888	3.339	-89,53	41.291	19.881	-51,85
ALGERIA	100.095	77.822	-22,25	1.197.256	974.552	-18,60
SUDAN	699.895	692.350	-1,08	6.778.705	7.626.482	12,51
ERITREA	1.926	345	-82,09	9.191	21.652	135,58
NAMIBIA	0	2.840	--	0	16.416	--
ETHIOPIA	37.620	95.974	155,11	351.120	1.020.361	190,60
TANZANIA, UNITED REPUBLIC OF	762.559	607.219	-20,37	397.432	351.445	-11,57
MADAGASCAR	41.839	41.769	-0,17	58.822	36.259	-38,36
SOMALIA	30.516	17.095	-43,98	198.512	110.404	-44,38
KENYA	363.215	276.173	-23,96	1.111.856	480.004	-56,83
REUNION	8.581	19.904	131,95	35.392	89.219	152,09

TABEL 5. PERKEMBANGAN EKSPOR INDONESIA MENURUT KOMODITI DAN NEGARA TUJUAN

JENIS BARANG	BERAT BERSIH (KG)		PERUB	NILAI FOB (US \$)		PERUB
	JAN-APR 2007	JAN-APR 2008	%	JAN-APR 2007	JAN-APR 2008	%
	(1)	(2)	(3)	(4)	(5)	(6)
MOZAMBIQUE	152.912	117.166	-23,38	210.903	505.849	139,85
EQUATORIAL GUINEA	0	18.155	--	0	32.997	--
TOGO	3.372.881	3.968.145	17,65	5.026.815	6.248.005	24,29
GHANA	242.704	39.936	-83,55	220.630	158.345	-28,23
LIBERIA	51.295	75.455	47,10	55.200	93.971	70,24
GUINEA	546.045	728.882	33,48	597.470	849.005	42,10
ANGOLA	428.137	462.430	8,01	48.359	25.050	-48,20
CONGO	120.000	239.996	100,00	176.000	258.956	47,13
CAMEROON	381.262	204.000	-46,49	539.143	307.680	-42,93
NIGERIA	104.677	89.227	-14,76	552.173	207.354	-62,45
SIERRA LEONE	0	104	--	0	87	--
GABON	31.260	25.015	-19,98	21.423	14.821	-30,82
COTE D'IVOIRE	12	84.361	702.908,33	334	82.776	24.683,23
SENEGAL	949.186	868.625	-8,49	859.988	764.117	-11,15
MAURITANIA	38.003	55.070	44,91	178.735	226.150	26,53
BENIN	1.032.605	1.032.060	-0,05	4.688.727	4.884.835	4,18
GAMBIA	139.107	119.125	-14,36	153.634	146.900	-4,38
U.S. VIRGIN ISLANDS	2.261	231	-89,78	5.195	2.462	-52,61
SEYCHELLES	4.869	1.106	-77,28	35.240	7.784	-77,91
UGANDA	80.652	42.878	-46,84	267.352	291.993	9,22
NIGER	171.932	45.937	-73,28	1.295.170	48.763	-96,24
DJIBOUTI	31.708	40.561	27,92	260.618	166.771	-36,01
SOUTH AFRICA	332.365	295.759	-11,01	2.926.291	3.918.310	33,90
ZIMBABWE	12.711	0	-100,00	73.211	0	-100,00
MALAWI	21.238	11.959	-43,69	8.990	6.975	-22,41
MAURITIUS	35.835	57.422	60,24	160.052	341.564	113,41
VIRGIN ISLANDS (BRITISH)	0	7	--	0	49	--
AUSTRALIA	668.444	744.382	11,36	12.742.565	13.597.883	6,71
NEW ZEALAND	65.486	89.731	37,02	1.075.063	1.475.699	37,27
GUAM	3.034	1.852	-38,96	22.437	7.929	-64,66
PALAU	22	127	477,27	286	769	168,88
NEW CALEDONIA	18.971	40.522	113,60	201.836	346.221	71,54
NORTHERN MARIANA ISLANDS	1.192	108	-90,94	6.863	729	-89,38
SAINT VINCENT AND THE GRENADII	99	3	-96,97	197	8	-95,94
VANUATU	10.724	9.673	-9,80	10.375	15.531	49,70
WALLIS AND FUTUNA ISLANDS	3.433	9.938	189,48	5.093	14.821	191,01
AMERICAN SAMOA	0	1.409	--	0	14.358	--
COOK ISLANDS	1.507	1.648	9,36	6.961	19.749	183,71
FIJI	36.514	21.072	-42,29	275.060	160.507	-41,65
SOLOMON ISLANDS	0	3.440	--	0	9.173	--
TONGA	903	0	-100,00	11.432	0	-100,00
TUVALU	0	5.009	--	0	12.602	--
EAST TIMOR	645	60.576	9.291,63	16.197	58.183	259,22
UNITED STATES	70.226.771	71.883.193	2,36	1.174.454.270	1.166.627.521	-0,67
CANADA	1.858.145	1.831.437	-1,44	35.237.204	39.450.790	11,96
MEXICO	524.891	782.883	49,15	8.744.401	11.720.316	34,03
GUATEMALA	241	840	248,55	3.739	6.382	70,69
NICARAGUA	0	18.140	--	0	38.432	--
PANAMA	621.266	501.349	-19,30	5.184.193	5.153.353	-0,59
CUBA	17	0	-100,00	126	0	-100,00
SURINAME	2.985	15.834	430,45	17.370	56.246	223,81
CHILE	51.916	90.982	75,25	741.993	1.084.418	46,15
VENEZUELA	3.256	2.520	-22,60	118.495	95.568	-19,35
ARGENTINA	78.149	58.959	-24,56	1.585.185	1.101.585	-30,51
BRAZIL	366.987	266.304	-27,44	2.950.328	2.616.572	-11,31
COLOMBIA	2.569	4.967	93,34	66.514	138.797	108,67
BOLIVIA	34	97	185,29	1.728	3.206	85,53
URUGUAY	8.991	11.693	30,05	184.673	216.610	17,29
PARAGUAY	19	167	778,95	474	2.713	472,36
ECUADOR	14.905	10.565	-29,12	124.885	169.336	35,59
PERU	4.511	6.576	45,78	65.196	120.159	84,30
GUYANA	1.724	2.745	59,22	3.600	2.450	-31,94
BAHAMAS	2.166	2.696	24,47	2.770	7.059	154,84
JAMAICA	7.302	278	-96,19	29.502	1.947	-93,40
PUERTO RICO	90.432	76.708	-15,18	975.357	978.766	0,35
BELIZE	33	2.883	8.636,36	46	16.737	36.284,78
DOMINICAN REPUBLIC	5.382	1.787	-66,80	71.652	12.665	-82,32
EL SALVADOR	9	8.474	94.055,56	351	35.473	10.006,27
COSTA RICA	14.517	6.569	-54,75	48.500	52.111	7,45
BARBADOS	45	60	33,33	3.405	3.392	-0,38
ANTIGUA AND BARBUDA	1	169	16.800,00	39	2.052	5.161,54
ARUBA	175	1.309	648,00	2.751	35.858	1.203,45
BERMUDA	15.900	2.249	-85,86	47.977	22.679	-52,73
CAPE VERDE	217	0	-100,00	120	0	-100,00
CAYMAN ISLANDS	10	194	1.840,00	855	170	-80,12
FRENCH GUIANA	3.635	3.697	1,71	36.846	23.372	-36,57
FRENCH POLYNESIA	57.450	48.067	-16,33	199.995	156.813	-21,59
GREENLAND	0	46	--	0	1.198	--

TABEL 5. PERKEMBANGAN EKSPOR INDONESIA MENURUT KOMODITI DAN NEGARA TUJUAN

JENIS BARANG	BERAT BERSIH (KG)		PERUB	NILAI FOB (US \$)		PERUB
	JAN-APR 2007	JAN-APR 2008	%	JAN-APR 2007	JAN-APR 2008	%
	(1)	(2)	(3)	(4)	(5)	(6)
MARTINIQUE	6.077	4.265	-29,82	34.204	21.906	-35,95
NETHERLANDS ANTILLES	70.559	55.429	-21,44	636.058	523.031	-17,77
SAINT LUCIA	129	902	599,22	6.758	4.136	-38,80
GUADELOUPE	5.207	5.659	8,68	39.081	18.134	-53,60
SAINT KITTS AND NEVIS	342	451	31,87	5.610	5.099	-9,11
UNITED KINGDOM	5.637.968	5.445.501	-3,41	92.825.566	98.448.883	6,06
NETHERLANDS	1.510.503	1.666.548	10,33	30.415.861	34.139.259	12,24
FRANCE	1.621.056	1.706.694	5,28	27.212.859	31.261.328	14,88
GERMANY, FED. REP. OF	6.585.928	8.183.151	24,25	118.625.917	158.570.375	33,67
AUSTRIA	97.251	151.405	55,68	1.914.865	3.017.578	57,59
BELGIUM	1.632.206	2.264.813	38,76	32.114.125	48.211.731	50,13
SWITZERLAND	198.830	185.639	-6,63	3.628.370	3.452.830	-4,84
LUXEMBOURG	0	1.090	--	0	9.650	--
DENMARK	116.519	112.466	-3,48	1.616.596	1.864.485	15,33
NORWAY	74.475	75.571	1,47	1.249.887	1.537.239	22,99
SWEDEN	210.412	252.477	19,99	3.626.684	3.420.909	-5,67
FINLAND	14.944	8.568	-42,67	147.372	140.746	-4,50
IRELAND	187.956	220.186	17,15	3.083.213	3.337.536	8,25
ITALY	1.088.390	1.154.492	6,07	24.525.723	24.047.429	-1,95
SPAIN	825.877	1.338.535	62,07	10.165.989	15.728.607	54,72
PORTUGAL	31.550	27.764	-12,00	205.908	294.692	43,12
ICELAND	0	6	--	0	300	--
MONTSERRAT	172	0	-100,00	3.764	0	-100,00
GREECE	79.637	69.586	-12,62	907.614	910.114	0,28
DEMOCRATIC REPUBLIC OF THE C	110.661	98.068	-11,38	113.789	632.497	455,85
HUNGARY	22.639	8.361	-63,07	189.661	184.137	-2,91
POLAND	65.241	114.052	74,82	1.063.209	1.584.572	49,04
ROMANIA	3.375	11.660	245,48	82.531	185.979	125,34
BULGARIA	1.238	2.536	104,85	14.130	25.788	82,51
YUGOSLAVIA	8.124	8.006	-1,45	56.272	150.199	166,92
ALBANIA	904	0	-100,00	12.337	0	-100,00
KAZAKHSTAN	25	3.482	13.828,00	1.369	103.948	7.492,99
MOLDOVA, REPUBLIC OF	27	0	-100,00	762	0	-100,00
UKRAINE	201.396	383.208	90,28	2.804.621	4.672.338	66,59
LITHUANIA	6.839	0	-100,00	117.804	0	-100,00
LATVIA	0	13.677	--	0	257.806	--
ESTONIA	2.670	22.503	742,81	39.495	248.116	528,22
CROATIA	27.447	21.725	-20,85	101.106	77.908	-22,94
BOSNIA AND HERZEGOVINA	610	0	-100,00	1.571	0	-100,00
MALTA	89.239	48.056	-46,15	357.175	367.556	2,91
SLOVAKIA	15.173	5.982	-60,57	331.003	105.826	-68,03
SLOVENIA	1.637	2.719	66,10	22.582	38.981	72,62
CZECH REPUBLIC	36.717	22.211	-39,51	927.410	720.022	-22,36
REP. OF MACEDONIA	984	0	-100,00	4.603	0	-100,00
RUSSIA FEDERATION	199.619	242.230	21,35	4.371.839	6.458.779	47,74
<b>-KAIN TENUN</b>	<b>91.095.041</b>	<b>93.728.264</b>	<b>2,89</b>	<b>449.068.854</b>	<b>495.772.469</b>	<b>10,40</b>
JAPAN	10.919.190	10.854.672	-0,59	44.880.424	47.320.183	5,44
HONG KONG	2.308.552	1.270.037	-44,99	14.219.001	8.583.675	-39,63
KOREA, REPUBLIC OF	1.249.410	1.690.087	35,27	4.286.422	6.480.625	51,19
TAIWAN	2.139.629	1.838.975	-14,05	12.147.573	9.518.213	-21,65
CHINA	1.756.077	3.463.156	97,21	11.885.310	14.686.452	23,57
MACAU	35.460	50.096	41,27	224.059	332.662	48,47
PAPUA NEW GUINEA	63.415	89.188	40,64	341.385	482.230	41,26
THAILAND	2.653.542	2.458.501	-7,35	10.916.562	12.466.484	14,20
SINGAPORE	1.884.349	2.055.235	9,07	9.267.089	21.156.864	128,30
PHILIPPINES	1.600.097	1.090.350	-31,86	17.899.600	6.005.569	-66,45
MALAYSIA	6.074.235	6.942.036	14,29	23.479.743	28.354.223	20,76
MYANMAR (FORM. BURMA)	247.339	312.089	26,18	1.477.810	2.181.462	47,61
CAMBODIA	773.459	666.682	-13,81	3.301.720	3.138.611	-4,94
BRUNEI DARUSSALAM	30.422	47.983	57,72	168.833	294.431	74,39
LAO PEOPLE'S DEMOCRATIC REPU	40.401	81.386	101,45	143.942	344.805	139,54
NEPAL	778	979	25,84	4.360	9.791	124,56
VIET NAM	1.272.371	1.744.219	37,08	7.484.198	9.849.732	31,61
MALDIVES	22.052	41.305	87,31	69.965	80.290	14,76
INDIA	1.219.067	1.116.822	-8,39	6.301.859	6.112.184	-3,01
PAKISTAN	257.804	88.411	-65,71	904.854	366.712	-59,47
BANGLADESH	3.258.229	1.784.058	-45,24	13.319.289	8.097.766	-39,20
SRI LANKA	1.273.340	1.524.200	19,70	7.223.842	12.235.911	69,38
AFGHANISTAN	39.567	0	-100,00	152.637	0	-100,00
IRAN (ISLAMIC REPUBLIC OF)	173.915	325.537	87,18	778.808	2.119.941	172,20
SAUDI ARABIA	3.591.358	3.738.301	4,09	21.603.507	26.009.075	20,39
ISRAEL	0	10.481	--	0	26.936	--
KUWAIT	537.205	343.536	-36,05	4.251.594	2.774.125	-34,75
JORDAN	300.628	475.357	58,12	1.627.264	2.821.547	73,39
LEBANON	49.005	83.398	70,18	303.865	489.765	61,18
YEMEN	298.388	359.607	20,52	1.507.512	2.004.618	32,98
OMAN	166.061	228.008	37,30	886.165	1.409.007	59,00

TABEL 5. PERKEMBANGAN EKSPOR INDONESIA MENURUT KOMODITI DAN NEGARA TUJUAN

JENIS BARANG	BERAT BERSIH (KG)		PERUB	NILAI FOB (US \$)		PERUB
	JAN-APR 2007	JAN-APR 2008	%	JAN-APR 2007	JAN-APR 2008	%
	(1)	(2)	(3)	(4)	(5)	(6)
SYRIA ARAB REPUBLIC	344.108	755.434	119,53	1.962.042	4.587.100	133,79
TURKEY	7.987.929	9.250.656	15,81	33.745.882	45.916.359	36,07
UNITED ARAB EMIRATES	7.100.235	8.216.751	15,73	44.469.363	56.676.318	27,45
QATAR	50.412	24.319	-51,76	358.473	172.244	-51,95
BAHRAIN	19.208	17.371	-9,56	172.560	168.739	-2,21
CYPRUS	25.069	27.141	8,27	186.020	190.567	2,44
EGYPT	398.518	458.931	15,16	1.940.736	2.907.424	49,81
LIBYAN ARAB JAMAHIRIYA	270.665	180.347	-33,37	1.364.428	1.074.306	-21,26
MOROCCO	206.180	305.218	48,03	1.283.004	1.780.203	38,75
TUNISIA	82.517	37.265	-54,84	356.238	178.630	-49,86
ALGERIA	85.181	148.115	73,88	228.872	524.589	129,21
SUDAN	103.301	177.727	72,05	609.517	1.127.057	84,91
LESOTHO	267.945	485.250	81,10	793.980	1.445.169	82,02
ETHIOPIA	6.488	47.913	638,49	46.999	244.123	419,42
TANZANIA, UNITED REPUBLIC OF	0	1.841	--	0	870	--
MADAGASCAR	41.127	2.814	-93,16	140.938	14.419	-89,77
SOMALIA	23.336	28.143	20,60	121.072	218.104	80,14
KENYA	563.189	314.981	-44,07	2.419.060	1.531.516	-36,69
REUNION	13	478	3.576,92	73	1.863	2.452,05
MOZAMBIQUE	0	11.072	--	0	98.357	--
BOTSWANA	27.576	0	-100,00	150.163	0	-100,00
TOGO	12.136	60.499	398,51	49.554	302.070	509,58
GHANA	81.343	77.932	-4,19	298.433	401.945	34,69
GUINEA	14.286	12.837	-10,14	40.886	16.394	-59,90
CAMEROON	15.099	0	-100,00	88.812	0	-100,00
NIGERIA	11.924	15.660	31,33	101.163	126.900	25,44
GABON	1.078	5.240	386,09	900	3.135	248,33
COTE D'IVOIRE	10.232	22.357	118,50	31.478	69.667	121,32
SENEGAL	42.341	2.899	-93,15	98.949	2.700	-97,27
MALI	0	129.601	--	0	697.630	--
BENIN	16.985	0	-100,00	86.157	0	-100,00
GAMBIA	1.512	12.646	736,38	6.503	108.730	1.572,00
SEYCHELLES	0	2.956	--	0	30.863	--
UGANDA	0	8.926	--	0	52.252	--
NIGER	12.740	54.405	327,04	61.152	223.035	264,72
DJIBOUTI	20.852	28.011	34,33	75.838	201.593	165,82
SOUTH AFRICA	1.407.033	1.542.913	9,66	5.716.698	7.648.917	33,80
ZIMBABWE	184.719	218.771	18,43	588.250	679.396	15,49
MAURITIUS	139.234	334.890	140,52	677.522	1.233.604	82,08
AUSTRALIA	1.279.802	961.172	-24,90	3.894.874	3.755.089	-3,59
NEW ZEALAND	121.503	100.275	-17,47	694.034	743.061	7,06
GUAM	0	48	--	0	67	--
PALAU	33	1.157	3.406,06	484	1.950	302,89
NEW CALEDONIA	705	2.372	236,45	1.419	5.951	319,38
NORTHERN MARIANA ISLANDS	300	0	-100,00	6.200	0	-100,00
VANUATU	422	3.352	694,31	123	2.240	1.721,14
COOK ISLANDS	2	0	-100,00	8	0	-100,00
FIJI	99.129	67.154	-32,26	515.282	389.203	-24,47
EAST TIMOR	1.703	6.441	278,21	46.612	10.611	-77,24
UNITED STATES	4.391.641	3.384.814	-22,93	27.304.155	27.115.690	-0,69
CANADA	414.031	339.446	-18,01	2.383.724	2.157.049	-9,51
MEXICO	1.302.781	1.130.319	-13,24	5.678.515	5.214.827	-8,17
GUATEMALA	50.223	89.012	77,23	296.525	777.640	162,25
HONDURAS	44.012	88.039	100,03	436.400	597.258	36,86
NICARAGUA	142.785	373.645	161,68	470.776	1.409.564	199,41
PANAMA	172.226	344.329	99,93	789.040	1.889.725	139,50
SURINAME	3.499	4.173	19,26	13.151	24.031	82,73
CHILE	142.418	79.579	-44,12	584.352	522.619	-10,56
VENEZUELA	103.025	10.521	-89,79	441.150	40.034	-90,93
ARGENTINA	65.503	81.843	24,95	313.236	485.052	54,85
BRAZIL	727.331	898.816	23,58	4.227.910	5.752.031	36,05
COLOMBIA	269.927	141.660	-47,52	1.287.290	860.813	-33,13
BOLIVIA	2.112	0	-100,00	13.155	0	-100,00
URUGUAY	30.004	30.359	1,18	153.054	73.766	-51,80
PARAGUAY	0	18.371	--	0	113.781	--
ECUADOR	16.613	0	-100,00	69.861	0	-100,00
PERU	171.159	225.172	31,56	1.115.413	1.350.205	21,05
JAMAICA	0	987	--	0	6.861	--
PUERTO RICO	0	7	--	0	165	--
DOMINICAN REPUBLIC	68.659	64.374	-6,24	376.945	373.416	-0,94
EL SALVADOR	36.777	46.560	26,60	193.451	248.953	28,69
COSTA RICA	24	274	1.041,67	385	1.967	410,91
ARUBA	0	48	--	0	95	--
FRENCH POLYNESIA	7.665	3.680	-51,99	62.690	34.331	-45,24
MARTINIQUE	14	0	-100,00	175	0	-100,00
NETHERLANDS ANTILLES	8	4	-50,00	427	76	-82,20
UNITED KINGDOM	1.994.593	2.427.971	21,73	11.739.295	9.688.756	-17,47
NETHERLANDS	1.955.657	2.302.599	17,74	7.975.528	9.835.331	23,32

TABEL 5. PERKEMBANGAN EKSPOR INDONESIA MENURUT KOMODITI DAN NEGARA TUJUAN

JENIS BARANG	BERAT BERSIH (KG)		PERUB	NILAI FOB (US \$)		PERUB
	JAN-APR 2007	JAN-APR 2008	%	JAN-APR 2007	JAN-APR 2008	%
	(1)	(2)	(3)	(4)	(5)	(6)
FRANCE	450.954	376.928	-16,42	4.665.718	3.473.280	-25,56
GERMANY, FED. REP. OF	2.245.900	1.980.637	-11,81	10.546.634	10.475.321	-0,68
AUSTRIA	10.728	7.505	-30,04	108.272	80.669	-25,49
BELGIUM	1.785.926	1.654.356	-7,37	5.898.906	5.518.366	-6,45
SWITZERLAND	4.228	2.950	-30,23	166.488	43.126	-74,10
DENMARK	72.328	71.330	-1,38	466.661	378.443	-18,90
NORWAY	65.700	3.014	-95,41	270.291	17.699	-93,45
SWEDEN	24.955	20.023	-19,76	137.486	110.484	-19,64
FINLAND	314.484	176.188	-43,98	2.063.441	1.170.933	-43,25
IRELAND	32.804	49	-99,85	109.355	231	-99,79
ITALY	4.750.230	5.303.067	11,64	15.717.866	18.196.603	15,77
SPAIN	1.910.297	1.449.653	-24,11	6.825.603	6.017.090	-11,85
PORTUGAL	154.284	213.761	38,55	671.129	1.017.732	51,64
GREECE	232.302	278.077	19,70	1.312.052	1.564.671	19,25
HUNGARY	199.920	137.637	-31,15	1.125.662	983.798	-12,60
POLAND	680.983	496.972	-27,02	4.365.869	3.339.063	-23,52
ROMANIA	74.918	42.780	-42,90	345.804	275.549	-20,32
BULGARIA	36.215	2.247	-93,80	207.359	20.122	-90,30
YUGOSLAVIA	0	46	--	0	244	--
BELARUS	51.599	25.179	-51,20	353.170	214.076	-39,38
KAZAKHSTAN	0	94	--	0	3.214	--
UKRAINE	252.783	163.522	-35,31	1.710.899	1.313.118	-23,25
UZBEKISTAN	78.884	59.253	-24,89	209.788	216.763	3,32
LITHUANIA	0	12.452	--	0	70.513	--
LATVIA	3.909	246	-93,71	14.743	4.802	-67,43
ESTONIA	659	10.272	1.458,73	5.819	48.426	732,20
CROATIA	0	3.003	--	0	9.548	--
MALTA	429	8	-98,14	5.403	102	-98,11
SLOVAKIA	30.010	5.466	-81,79	161.902	33.853	-79,09
SLOVENIA	7.647	10.732	40,34	86.333	128.228	48,53
CZECH REPUBLIC	55.770	31.113	-44,21	265.114	209.496	-20,98
RUSSIA FEDERATION	140.053	164.129	17,19	834.541	944.021	13,12
<b>-TEKSTIL LAINNYA</b>	<b>399.455.794</b>	<b>378.757.175</b>	<b>-5,18</b>	<b>900.052.245</b>	<b>947.298.978</b>	<b>5,25</b>
JAPAN	26.768.723	29.172.889	8,98	78.875.747	90.585.478	14,85
HONG KONG	12.195.928	7.098.021	-41,80	26.311.378	19.833.462	-24,62
KOREA, DEMOCRATIC PEOPLE'S RE	0	200	--	0	450	--
KOREA, REPUBLIC OF	32.758.929	32.448.790	-0,95	78.872.500	90.880.680	15,22
TAIWAN	10.703.436	10.831.639	1,20	19.619.062	24.317.233	23,95
CHINA	18.403.841	18.838.367	2,36	33.898.557	37.542.775	10,75
MACAU	5.162	62.038	1.101,82	86.032	240.556	179,61
PAPUA NEW GUINEA	32.233	64.172	99,09	60.889	133.624	119,46
THAILAND	10.242.302	10.841.755	5,85	26.227.745	28.129.664	7,25
SINGAPORE	5.900.099	3.585.907	-39,22	17.257.544	11.179.348	-35,22
PHILIPPINES	6.788.828	7.240.812	6,66	14.313.096	17.105.108	19,51
MALAYSIA	11.086.666	10.257.237	-7,48	26.672.982	27.193.841	1,95
MYANMAR (FORM. BURMA)	11.694	95.610	717,60	81.780	509.768	523,34
CAMBODIA	260.097	307.561	18,25	1.211.960	1.323.069	9,17
BRUNEI DARUSSALAM	55.629	78.265	40,69	166.941	280.440	67,99
LAO PEOPLE'S DEMOCRATIC REPU	0	201	--	0	2	--
NEPAL	66	76	15,15	650	859	32,15
VIET NAM	10.693.299	13.668.507	27,82	19.074.226	26.986.555	41,48
MALDIVES	24.746	23.086	-6,71	122.287	79.111	-35,31
INDIA	6.893.598	6.585.568	-4,47	13.052.524	19.209.560	47,17
PAKISTAN	4.809.136	10.074.445	109,49	9.600.902	21.183.530	120,64
BANGLADESH	8.296.457	5.054.790	-39,07	20.200.452	14.110.028	-30,15
SRI LANKA	4.381.236	3.639.858	-16,92	12.044.602	10.337.245	-14,18
AFGHANISTAN	0	11.874	--	0	11.057	--
IRAN (ISLAMIC REPUBLIC OF)	5.357.811	4.678.356	-12,68	10.066.257	11.599.111	15,23
SAUDI ARABIA	692.840	1.172.383	69,21	3.439.731	4.603.565	33,84
ISRAEL	0	1.430.223	--	0	3.791.107	--
KUWAIT	191.058	37.019	-80,62	791.901	272.443	-65,60
JORDAN	230.956	210.726	-8,76	497.302	610.133	22,69
LEBANON	38.213	64.070	67,67	227.122	155.420	-31,57
YEMEN	257.259	285.564	11,00	904.742	1.307.561	44,52
OMAN	8.435	121	-98,57	28.966	456	-98,43
SYRIA ARAB REPUBLIC	1.163.071	1.858.652	59,81	2.169.825	4.199.790	93,55
TURKEY	35.219.579	23.417.630	-33,51	77.949.156	59.392.664	-23,81
UNITED ARAB EMIRATES	2.454.803	2.795.072	13,86	9.815.264	14.455.734	47,28
QATAR	19.825	16.345	-17,55	58.079	30.114	-48,15
BAHRAIN	390	89	-77,18	758	463	-38,92
CYPRUS	4.341	10.062	131,79	5.179	47.177	810,93
EGYPT	12.212.275	13.791.136	12,93	20.844.699	25.724.623	23,41
LIBYAN ARAB JAMAHIRIYA	33.903	42	-99,88	49.293	5	-99,99
MOROCCO	1.465.988	1.002.555	-31,61	1.955.434	1.664.224	-14,89
TUNISIA	164.066	225.022	37,15	334.569	592.213	77,01
ALGERIA	1.524.253	953.299	-37,46	2.566.351	2.423.932	-5,55
SUDAN	2.025	58.450	2.786,42	2.063	110.688	5.265,39



TABEL 5. PERKEMBANGAN EKSPOR INDONESIA MENURUT KOMODITI DAN NEGARA TUJUAN

JENIS BARANG	BERAT BERSIH (KG)		PERUB	NILAI FOB (US \$)		PERUB
	JAN-APR 2007	JAN-APR 2008	%	JAN-APR 2007	JAN-APR 2008	%
	(1)	(2)	(3)	(4)	(5)	(6)
NAMIBIA	0	335	--	0	133	--
ETHIOPIA	0	1.314.785	--	0	3.810.628	--
TANZANIA, UNITED REPUBLIC OF	50.901	41.586	-18,30	88.103	86.089	-2,29
MADAGASCAR	102.392	85.725	-16,28	283.252	354.734	25,24
SOMALIA	16.644	0	-100,00	123.395	0	-100,00
KENYA	673.877	391.224	-41,94	1.028.833	1.101.501	7,06
REUNION	21.020	25.436	21,01	36.211	44.891	23,97
MOZAMBIQUE	0	146	--	0	741	--
BOTSWANA	7.535	0	-100,00	21.728	0	-100,00
TOGO	24.364	46.229	89,74	90.638	248.405	174,06
GHANA	315.087	200.435	-36,39	1.147.334	821.207	-28,42
GUINEA	0	16.596	--	0	43.527	--
CONGO	0	24.100	--	0	38.390	--
CAMEROON	63.466	74.600	17,54	119.202	135.028	13,28
NIGERIA	35.867	37.071	3,36	75.933	244.126	221,50
SIERRA LEONE	443	22.431	4.963,43	600	47.133	7.755,50
GABON	81.769	9.640	-88,21	112.711	5.951	-94,72
COTE D'IVOIRE	74.129	49.618	-33,07	198.721	144.392	-27,34
SENEGAL	46.783	132.197	182,57	145.044	292.752	101,84
MAURITANIA	224.010	161.439	-27,93	719.394	520.425	-27,66
MALI	12.797	100	-99,22	40.388	1.695	-95,80
BENIN	375	75.942	20.151,20	232	761.538	328.149,14
GAMBIA	22.843	14.469	-36,66	15.877	37.796	138,06
U.S. VIRGIN ISLANDS	20	9	-55,00	60	105	75,00
SEYCHELLES	7.269	1.263	-82,62	12.173	4.287	-64,78
UGANDA	1.499	194	-87,06	4.975	6.085	22,31
NIGER	0	16.900	--	0	180.900	--
DJIBOUTI	618.741	9.000	-98,55	1.640.457	1.020	-99,94
SAO TOME AND PRINCIPE	0	9.828	--	0	9.540	--
SOUTH AFRICA	1.963.766	1.503.620	-23,43	4.743.947	4.419.276	-6,84
ZIMBABWE	272	7.161	2.532,72	1.668	30.278	1.715,23
ZAMBIA	38.689	56.988	47,30	71.438	120.627	68,86
MALAWI	0	37	--	0	233	--
MAURITIUS	369.393	364.997	-1,19	1.210.813	1.091.837	-9,83
VIRGIN ISLANDS (BRITISH)	0	256	--	0	1.776	--
AUSTRALIA	6.232.454	5.817.894	-6,65	12.636.936	13.651.212	8,03
NEW ZEALAND	955.605	1.067.833	11,74	2.629.168	3.127.097	18,94
GUAM	1.875	5.334	184,48	6.874	8.566	24,61
PALAU	50	489	878,00	478	1.562	226,78
NEW CALEDONIA	20.523	27.844	35,67	119.746	154.198	28,77
NORTHERN MARIANA ISLANDS	217	0	-100,00	1.367	0	-100,00
SAINT VINCENT AND THE GRENADII	1.351	951	-29,61	2.788	1.372	-50,79
VANUATU	4.423	3.098	-29,96	4.801	4.671	-2,71
WALLIS AND FUTUNA ISLANDS	127	1.732	1.263,78	246	2.688	992,68
COOK ISLANDS	13.549	1.459	-89,23	30.732	12.701	-58,67
FIJI	11.181	15.569	39,25	53.813	41.850	-22,23
KIRIBATI	1.667	0	-100,00	2.970	0	-100,00
MARSHALL ISLANDS	5	0	-100,00	200	0	-100,00
SAMOA	0	1.949	--	0	3.896	--
SOLOMON ISLANDS	20.250	1.480	-92,69	1	4.130	412.900,00
TONGA	537	3.529	557,17	2.422	4.122	70,19
TUVALU	0	189	--	0	487	--
EAST TIMOR	260.272	142.900	-45,10	460.747	331.115	-28,14
UNITED STATES	30.235.694	31.413.598	3,90	68.788.098	74.229.967	7,91
CANADA	2.685.021	2.325.237	-13,40	6.190.098	5.324.962	-13,98
MEXICO	4.454.003	3.713.109	-16,63	9.164.435	8.823.760	-3,72
GUATEMALA	162.550	255.927	57,45	323.784	579.495	78,98
HONDURAS	20.132	308.945	1.434,60	34.630	591.283	1.607,43
NICARAGUA	1.500	71	-95,27	3.000	87	-97,10
PANAMA	24.809	531	-97,86	63.925	6.190	-90,32
CUBA	0	76.028	--	0	133.164	--
SURINAME	92.351	78.237	-15,28	166.266	176.722	6,29
CHILE	1.027.370	1.330.567	29,51	2.362.993	3.542.392	49,91
VENEZUELA	1.784.843	734.878	-58,83	4.013.160	1.907.349	-52,47
ARGENTINA	5.736.009	5.807.173	1,24	12.872.925	14.335.267	11,36
BRAZIL	38.942.694	33.021.741	-15,20	79.248.306	71.516.405	-9,76
COLOMBIA	2.349.699	1.769.273	-24,70	5.047.925	4.123.344	-18,32
URUGUAY	62.691	171.366	173,35	104.915	514.392	390,29
PARAGUAY	5.760	10.754	86,70	15.782	32.146	103,69
ECUADOR	845.834	634.211	-25,02	1.771.538	1.612.427	-8,98
PERU	934.716	515.471	-44,85	1.760.202	1.594.850	-9,39
GUYANA	1.954	7.499	283,78	4.080	13.233	224,34
TRINIDAD AND TOBAGO	0	2.779	--	0	5.005	--
BAHAMAS	3.091	195	-93,69	3.256	450	-86,18
JAMAICA	89.106	114.355	28,34	167.625	213.082	27,12
PUERTO RICO	1.356	809	-40,34	8.592	8.153	-5,11
DOMINICAN REPUBLIC	129.337	103.703	-19,82	257.592	412.543	60,15
EL SALVADOR	220.433	211.944	-3,85	406.299	536.328	32,00

TABEL 5. PERKEMBANGAN EKSPOR INDONESIA MENURUT KOMODITI DAN NEGARA TUJUAN

JENIS BARANG	BERAT BERSIH (KG)		PERUB	NILAI FOB (US \$)		PERUB
	JAN-APR 2007	JAN-APR 2008	%	JAN-APR 2007	JAN-APR 2008	%
	(1)	(2)	(3)	(4)	(5)	(6)
COSTA RICA	27.465	24.479	-10,87	87.625	153.060	74,68
HAITI	164	0	-100,00	131	0	-100,00
BARBADOS	20	926	4.530,00	1.501	1.853	23,45
ANTIGUA AND BARBUDA	185	521	181,62	350	2.420	591,43
ARUBA	202	371	83,66	537	2.900	440,04
BERMUDA	69	256	271,01	616	1.206	95,78
CAYMAN ISLANDS	59	1.342	2.174,58	16	265	1.556,25
FALKLAND ISLANDS (MALVINAS)	6	0	-100,00	8	0	-100,00
FRENCH GUIANA	1.103	9.566	767,27	4.573	26.340	475,99
FRENCH POLYNESIA	55.849	69.677	24,76	148.102	147.462	-0,43
GRENADA	63	0	-100,00	455	0	-100,00
MARTINIQUE	5.874	3.290	-43,99	19.591	10.597	-45,91
NETHERLANDS ANTILLES	402	2.389	494,28	5.800	11.271	94,33
SAINT LUCIA	62	1.679	2.608,06	866	5.747	563,63
TURKS AND CAICOS ISLANDS	0	48	--	0	80	--
GUADELOUPE	5.257	4.137	-21,30	19.225	11.487	-40,25
SAINT KITTS AND NEVIS	341	343	0,59	5.154	3.401	-34,01
UNITED KINGDOM	5.147.109	4.969.915	-3,44	10.838.882	10.782.358	-0,52
NETHERLANDS	1.773.618	2.506.843	41,34	5.246.524	6.377.357	21,55
FRANCE	657.277	705.753	7,38	3.197.706	3.179.271	-0,58
GERMANY, FED. REP. OF	10.012.855	10.455.810	4,42	23.969.195	25.836.025	7,79
AUSTRIA	28.394	32.337	13,89	182.847	82.307	-54,99
BELGIUM	11.441.476	10.743.179	-6,10	23.660.393	23.428.977	-0,98
SWITZERLAND	40.121	87.962	119,24	96.314	260.031	169,98
DENMARK	238.881	255.311	6,88	922.585	1.036.580	12,36
NORWAY	212.883	75.287	-64,63	1.375.210	519.025	-62,26
SWEDEN	820.877	896.412	9,20	4.844.248	2.874.365	-40,66
FINLAND	349.525	606.003	73,38	689.178	1.718.869	149,41
IRELAND	42.257	151.493	258,50	79.550	311.759	291,90
ITALY	16.574.613	14.830.338	-10,52	33.419.177	34.256.044	2,50
SPAIN	8.729.676	7.439.560	-14,78	19.025.096	17.768.921	-6,60
PORTUGAL	2.326.134	2.311.987	-0,61	5.282.001	6.840.208	29,50
GREECE	2.881.289	1.473.596	-48,86	7.320.828	3.990.948	-45,49
DEMOCRATIC REPUBLIC OF THE C	43.184	35.793	-17,12	140.229	69.058	-50,75
HUNGARY	926.952	755.980	-18,44	1.630.864	1.436.245	-11,93
POLAND	1.550.589	1.323.494	-14,65	3.224.605	3.138.540	-2,67
ROMANIA	260.630	157.737	-39,48	492.892	400.285	-18,79
BULGARIA	54.978	19.783	-64,02	108.792	70.685	-35,03
YUGOSLAVIA	9.602	1.128	-88,25	10.121	868	-91,42
AZERBAIJAN	0	4.192	--	0	16.179	--
KAZAKHSTAN	3.600	300	-91,67	1.046	600	-42,64
KYRGYZSTAN	56.420	58.900	4,40	159.252	171.000	7,38
MOLDOVA, REPUBLIC OF	0	44	--	0	100	--
UKRAINE	49.821	134.048	169,06	208.165	302.096	45,12
UZBEKISTAN	0	780	--	0	20	--
LITHUANIA	1.028.973	831.571	-19,18	1.774.336	1.590.444	-10,36
LATVIA	73.900	0	-100,00	180.199	0	-100,00
ESTONIA	51.983	53.339	2,61	120.902	161.023	33,18
GEORGIA	38.546	0	-100,00	68.226	0	-100,00
CROATIA	4.350	3.231	-25,72	15.356	19.769	28,74
MALTA	2.331	9.275	297,90	8.324	28.038	236,83
SLOVAKIA	127.971	646	-99,50	226.087	4.595	-97,97
SLOVENIA	173.175	135.584	-21,71	315.076	266.954	-15,27
CZECH REPUBLIC	83.775	105.462	25,89	195.495	241.890	23,73
RUSSIA FEDERATION	78.722	1.081.586	1.273,93	603.605	5.394.880	793,78
<b>-BARANG DARI KARET</b>	<b>149.506.632</b>	<b>153.238.929</b>	<b>2,50</b>	<b>416.776.175</b>	<b>485.447.863</b>	<b>16,48</b>
JAPAN	26.681.884	25.323.315	-5,09	78.830.484	82.108.213	4,16
HONG KONG	1.534.133	1.087.944	-29,08	6.352.520	5.100.921	-19,70
KOREA, REPUBLIC OF	1.627.660	1.747.662	7,37	2.783.559	2.853.775	2,52
TAIWAN	1.439.083	1.775.343	23,37	4.199.473	5.800.476	38,12
CHINA	4.711.676	1.345.929	-71,43	9.864.340	5.930.529	-39,88
PAPUA NEW GUINEA	402.714	566.784	40,74	1.082.611	1.695.912	56,65
THAILAND	3.443.457	3.466.057	0,66	10.958.373	12.333.778	12,55
SINGAPORE	2.353.046	1.995.779	-15,18	17.018.255	19.066.807	12,04
PHILIPPINES	4.218.176	4.303.069	2,01	6.609.066	8.205.644	24,16
MALAYSIA	5.606.800	6.469.396	15,38	10.579.820	16.575.560	56,67
MYANMAR (FORM. BURMA)	227.018	214.937	-5,32	534.716	573.647	7,28
CAMBODIA	161.321	183.297	13,62	453.866	568.898	25,34
BRUNEI DARUSSALAM	141.270	188.557	33,47	344.663	460.074	33,49
LAO PEOPLE'S DEMOCRATIC REPU	6.351	7.945	25,10	18.240	24.882	36,41
NEPAL	17.496	0	-100,00	48.952	0	-100,00
VIET NAM	1.158.550	2.051.063	77,04	3.142.421	7.711.918	145,41
MALDIVES	4.001	1.016	-74,61	1.875	2.088	11,36
INDIA	716.735	610.291	-14,85	1.436.928	1.487.240	3,50
PAKISTAN	841.638	998.615	18,65	1.876.369	2.460.432	31,13
BANGLADESH	633.563	759.088	19,81	1.332.937	1.582.047	18,69
SRI LANKA	658.553	554.793	-15,76	1.403.183	1.420.141	1,21

TABEL 5. PERKEMBANGAN EKSPOR INDONESIA MENURUT KOMODITI DAN NEGARA TUJUAN

JENIS BARANG	BERAT BERSIH (KG)		PERUB	NILAI FOB (US \$)		PERUB
	JAN-APR 2007	JAN-APR 2008	%	JAN-APR 2007	JAN-APR 2008	%
	(1)	(2)	(3)	(4)	(5)	(6)
AFGHANISTAN	37.194	0	-100,00	89.561	0	-100,00
IRAN (ISLAMIC REPUBLIC OF)	758.306	622.986	-17,85	1.848.733	1.889.001	2,18
SAUDI ARABIA	8.179.728	6.030.203	-26,28	21.337.312	16.836.632	-21,09
ISRAEL	0	408.327	--	0	1.185.188	--
KUWAIT	112.697	87.648	-22,23	305.905	273.069	-10,73
JORDAN	623.056	580.012	-6,91	1.647.853	1.346.381	-18,29
LEBANON	479.851	422.134	-12,03	1.307.659	1.260.643	-3,60
YEMEN	1.744.853	913.173	-47,66	4.853.560	2.657.464	-45,25
OMAN	452.130	452.625	0,11	1.218.214	1.299.206	6,65
SYRIA ARAB REPUBLIC	701.998	392.875	-44,03	1.453.191	1.094.155	-24,71
TURKEY	1.321.062	1.876.270	42,03	3.546.513	5.417.891	52,77
UNITED ARAB EMIRATES	7.170.031	7.206.536	0,51	17.914.218	20.897.888	16,66
QATAR	256.407	163.916	-36,07	710.179	526.474	-25,87
BAHRAIN	149.562	52.856	-64,66	433.944	166.686	-61,59
CYPRUS	37.334	59.907	60,46	96.282	167.864	74,35
EGYPT	3.153.945	3.869.093	22,67	7.324.720	9.956.070	35,92
LIBYAN ARAB JAMAHIRIYA	526.484	735.284	39,66	1.376.474	2.146.254	55,92
MOROCCO	105.324	130.273	23,69	268.462	388.940	44,88
TUNISIA	21.121	115.642	447,52	58.757	249.795	325,13
ALGERIA	142.004	94.756	-33,27	368.308	283.812	-22,94
SUDAN	125.289	266.293	112,54	330.626	806.103	143,81
MADAGASCAR	51	454	790,20	156	250	60,26
KENYA	47.414	74.132	56,35	125.816	190.313	51,26
REUNION	5.651	10.453	84,98	16.580	38.939	134,86
BOTSWANA	13.499	0	-100,00	34.275	0	-100,00
GHANA	215.939	110.468	-48,84	380.188	242.372	-36,25
LIBERIA	3.981	0	-100,00	10.357	0	-100,00
ANGOLA	25.022	24.809	-0,85	69.029	86.521	25,34
CAMEROON	23.240	5.195	-77,65	32.900	17.793	-45,92
NIGERIA	441.428	890.700	101,78	1.005.949	2.668.015	165,22
COTE D'IVOIRE	36.296	31.060	-14,43	96.937	96.745	-0,20
SENEGAL	0	9.802	--	0	29.466	--
BENIN	0	36	--	0	352	--
SEYCHELLES	6.321	0	-100,00	15.652	0	-100,00
UGANDA	67.744	65.029	-4,01	142.896	136.011	-4,82
DJIBOUTI	190.639	100.719	-47,17	474.355	316.428	-33,29
SOUTH AFRICA	592.111	1.843.980	211,42	1.718.513	5.393.411	213,84
ZIMBABWE	145.280	115.710	-20,35	408.550	314.650	-22,98
MAURITIUS	99.558	161.896	62,61	239.006	441.763	84,83
AUSTRALIA	2.654.245	3.287.734	23,87	7.461.903	10.415.309	39,58
NEW ZEALAND	867.810	909.579	4,81	2.402.796	2.963.110	23,32
NEW CALEDONIA	8.433	3.892	-53,85	22.925	11.107	-51,55
VANUATU	12.121	10.296	-15,06	34.293	30.150	-12,08
AMERICAN SAMOA	4.640	0	-100,00	14.606	0	-100,00
COOK ISLANDS	33	0	-100,00	564	0	-100,00
FIJI	58.605	68.707	17,24	165.102	207.045	25,40
SAMOA	31.254	22.157	-29,11	155.940	94.239	-39,57
EAST TIMOR	79.046	196.924	149,13	191.070	289.478	51,50
UNITED STATES	29.901.402	32.809.687	9,73	85.028.195	104.775.584	23,22
CANADA	714.678	1.413.771	97,82	1.969.348	3.797.819	92,85
MEXICO	421.361	601.882	42,84	1.009.029	1.469.790	45,66
GUATEMALA	208.804	113.459	-45,66	565.354	289.979	-48,71
HONDURAS	99.691	133.433	33,85	214.990	346.061	60,97
NICARAGUA	7.810	0	-100,00	19.913	0	-100,00
PANAMA	88.241	87.236	-1,14	280.121	263.853	-5,81
SURINAME	6.822	19.936	192,23	17.013	64.980	281,94
CHILE	73.482	50.595	-31,15	167.541	143.178	-14,54
VENEZUELA	84.959	46.823	-44,89	271.364	225.250	-16,99
ARGENTINA	156.116	522.541	234,71	448.668	1.342.209	199,15
BRAZIL	517.992	422.706	-18,40	1.229.812	1.430.591	16,33
COLOMBIA	482.287	580.572	20,38	1.158.810	1.647.960	42,21
BOLIVIA	0	30.880	--	0	99.580	--
URUGUAY	10.005	27.187	171,73	30.310	102.841	239,30
PARAGUAY	0	71.459	--	0	202.939	--
ECUADOR	8.328	15.010	80,24	18.878	46.584	146,76
PERU	267.026	486.706	82,27	460.381	929.615	101,92
TRINIDAD AND TOBAGO	84.109	47.687	-43,30	276.861	165.682	-40,16
JAMAICA	304.295	197.334	-35,15	767.906	544.555	-29,09
PUERTO RICO	4.281	53.042	1.139,01	13.230	217.990	1.547,69
DOMINICAN REPUBLIC	112.688	115.119	2,16	316.358	260.959	-17,51
EL SALVADOR	14.254	15.215	6,74	39.126	42.863	9,55
COSTA RICA	135.856	164.546	21,12	345.332	459.450	33,05
BARBADOS	0	20.018	--	0	67.063	--
ARUBA	0	12.752	--	0	33.601	--
DOMINICA	41.941	45.341	8,11	98.147	118.671	20,91
FRENCH POLYNESIA	99	10.297	10.301,01	198	34.916	17.534,34
NETHERLANDS ANTILLES	0	20.401	--	0	37.772	--
GUADELOUPE	0	95	--	0	245	--

TABEL 5. PERKEMBANGAN EKSPOR INDONESIA MENURUT KOMODITI DAN NEGARA TUJUAN

JENIS BARANG	BERAT BERSIH (KG)		PERUB	NILAI FOB (US \$)		PERUB
	JAN-APR 2007	JAN-APR 2008	%	JAN-APR 2007	JAN-APR 2008	%
	(1)	(2)	(3)	(4)	(5)	(6)
UNITED KINGDOM	6.951.505	5.434.636	-21,82	19.242.665	16.149.821	-16,07
NETHERLANDS	2.425.408	3.126.689	28,91	6.854.802	9.049.093	32,01
FRANCE	1.061.058	1.602.763	51,05	3.005.919	4.928.852	63,97
GERMANY, FED. REP. OF	4.811.872	5.241.153	8,92	17.503.985	23.610.402	34,89
AUSTRIA	1.873	40.056	2.038,60	9.540	159.217	1.568,94
BELGIUM	2.314.349	3.235.725	39,81	5.982.655	10.171.398	70,01
SWITZERLAND	19.886	62.817	215,89	71.654	206.801	188,61
LUXEMBOURG	682	1.207	76,98	1.900	3.400	78,95
DENMARK	539.107	780.426	44,76	1.292.037	2.001.814	54,93
NORWAY	128.301	366.937	186,00	385.185	1.112.247	188,76
SWEDEN	246.672	347.883	41,03	730.067	1.172.710	60,63
FINLAND	601.451	908.943	51,13	1.627.062	2.767.705	70,10
IRELAND	247.245	390.205	57,82	712.400	1.089.162	52,89
ITALY	3.948.542	4.066.994	3,00	11.565.399	12.687.869	9,71
SPAIN	1.494.125	948.311	-36,53	4.267.642	3.381.443	-20,77
PORTUGAL	1.127.712	318.039	-71,80	3.373.549	1.198.287	-64,48
ICELAND	11.257	0	-100,00	36.974	0	-100,00
GREECE	393.872	467.173	18,61	1.195.984	1.660.695	38,86
HUNGARY	114.528	93.481	-18,38	496.925	406.872	-18,12
POLAND	209.054	465.601	122,72	834.845	1.943.766	132,83
ROMANIA	0	43.531	--	0	159.133	--
BULGARIA	52.790	12.122	-77,04	134.162	38.114	-71,59
ARMENIA	37.231	84.332	126,51	96.191	281.646	192,80
AZERBAIJAN	0	9.593	--	0	28.643	--
KAZAKHSTAN	19.611	9.480	-51,66	53.659	26.899	-49,87
KYRGYZSTAN	9.476	0	-100,00	25.972	0	-100,00
MOLDOVA, REPUBLIC OF	0	11.023	--	0	34.984	--
TURKMENISTAN	0	23.018	--	0	69.215	--
UKRAINE	21.289	69.755	227,66	69.034	182.840	164,85
LITHUANIA	28.707	187.666	553,73	93.447	616.532	559,77
LATVIA	227.442	182.980	-19,55	531.685	511.978	-3,71
ESTONIA	56.418	62.253	10,34	191.090	234.095	22,51
GEORGIA	67.988	120.516	77,26	187.869	364.370	93,95
CROATIA	7.800	53.199	582,04	19.800	177.297	795,44
MALTA	14.067	11.057	-21,40	48.898	33.352	-31,79
SLOVAKIA	1	97	9.600,00	13	2.807	21.492,31
SLOVENIA	77.570	75.833	-2,24	135.517	225.302	66,25
CZECH REPUBLIC	28.273	61.701	118,23	154.328	318.651	106,48
RUSSIA FEDERATION	149.081	110.583	-25,82	512.956	481.906	-6,05
<b>-SHEET</b>	<b>104.243.829</b>	<b>69.513.813</b>	<b>-33,32</b>	<b>195.008.972</b>	<b>175.167.851</b>	<b>-10,17</b>
JAPAN	27.942.596	18.343.107	-34,35	51.262.173	46.122.943	-10,03
HONG KONG	105.350	0	-100,00	158.025	0	-100,00
KOREA, REPUBLIC OF	3.197.419	1.902.057	-40,51	6.136.999	4.743.648	-22,70
TAIWAN	1.785.162	861.318	-51,75	3.439.251	2.188.528	-36,37
CHINA	14.444.126	7.095.337	-50,88	26.969.751	17.595.342	-34,76
SINGAPORE	3.165.661	3.505.885	10,75	6.568.128	8.972.582	36,61
PHILIPPINES	901.630	756.563	-16,09	1.637.237	1.945.762	18,84
MALAYSIA	32	262.080	818.900,00	117	614.973	525.517,95
VIET NAM	619.398	373.536	-39,69	1.166.165	892.548	-23,46
INDIA	5.066.501	967.069	-80,91	8.843.977	2.327.665	-73,68
PAKISTAN	0	13.440	--	0	38.371	--
SRI LANKA	201.600	0	-100,00	421.344	0	-100,00
TURKEY	1.201.920	892.797	-25,72	2.317.391	2.318.222	0,04
EGYPT	1.229.760	907.200	-26,23	2.446.934	2.315.668	-5,36
ALGERIA	85.680	68.040	-20,59	145.441	178.945	23,04
SOUTH AFRICA	2.954.878	2.075.520	-29,76	5.419.878	5.113.216	-5,66
AUSTRALIA	1.390.193	322.560	-76,80	2.342.470	802.419	-65,74
NEW ZEALAND	181.440	0	-100,00	318.427	0	-100,00
SAINT VINCENT AND THE GRENADII	20.160	0	-100,00	45.713	0	-100,00
UNITED STATES	8.231.856	6.521.507	-20,78	15.838.711	16.414.682	3,64
CANADA	3.201.797	2.273.878	-28,98	6.212.504	5.794.285	-6,73
MEXICO	1.673.280	705.600	-57,83	3.083.623	1.813.694	-41,18
CHILE	253.680	59.520	-76,54	543.648	150.461	-72,32
VENEZUELA	786.240	645.120	-17,95	1.482.923	1.588.607	7,13
ARGENTINA	80.640	240.065	197,70	155.837	635.364	307,71
BRAZIL	1.153.680	2.561.525	122,03	2.250.569	6.542.806	190,72
COLOMBIA	166.320	557.760	235,35	345.442	1.435.510	315,56
COSTA RICA	201.600	60.480	-70,00	372.758	142.733	-61,71
UNITED KINGDOM	1.315.679	604.801	-54,03	2.486.071	1.445.310	-41,86
NETHERLANDS	2.499.840	2.456.640	-1,73	4.606.701	6.313.549	37,05
FRANCE	768.977	553.740	-27,99	1.442.412	1.418.419	-1,66
GERMANY, FED. REP. OF	5.057.343	2.343.070	-53,67	9.518.137	5.946.285	-37,53
BELGIUM	5.006.399	4.186.558	-16,38	9.242.819	10.598.053	14,66
LUXEMBOURG	0	57.599	--	0	161.448	--
ITALY	294.840	656.460	122,65	509.709	1.630.503	219,89
SPAIN	1.955.520	2.474.280	26,53	3.706.171	6.327.915	70,74
GREECE	483.840	0	-100,00	927.092	0	-100,00

TABEL 5. PERKEMBANGAN EKSPOR INDONESIA MENURUT KOMODITI DAN NEGARA TUJUAN

JENIS BARANG	BERAT BERSIH (KG)		PERUB	NILAI FOB (US \$)		PERUB
	JAN-APR 2007	JAN-APR 2008	%	JAN-APR 2007	JAN-APR 2008	%
	(1)	(2)	(3)	(4)	(5)	(6)
HUNGARY	42.840	0	-100,00	84.181	0	-100,00
POLAND	2.736.270	1.890.016	-30,93	5.098.667	4.818.286	-5,50
ROMANIA	604.800	463.680	-23,33	1.100.488	1.169.179	6,24
BULGARIA	19.200	45.360	136,25	34.176	120.658	253,05
BELARUS	1.446.168	0	-100,00	2.842.446	0	-100,00
UKRAINE	188.621	642.562	240,66	390.617	1.571.165	302,23
LITHUANIA	384.425	0	-100,00	808.393	0	-100,00
SLOVENIA	431.160	244.134	-43,38	836.526	608.639	-27,24
RUSSIA FEDERATION	765.308	922.949	20,60	1.448.930	2.349.468	62,15
<b>-CRUMB RUBBER</b>	<b>657.567.517</b>	<b>730.579.856</b>	<b>11,10</b>	<b>1.209.500.594</b>	<b>1.816.409.577</b>	<b>50,18</b>
JAPAN	94.666.136	113.840.183	20,25	173.815.746	285.022.575	63,98
HONG KONG	100.800	100.800	0,00	177.820	243.432	36,90
KOREA, DEMOCRATIC PEOPLE'S RE	52.920	0	-100,00	109.015	0	-100,00
KOREA, REPUBLIC OF	29.898.960	31.570.264	5,59	55.302.926	79.509.114	43,77
TAIWAN	4.244.478	6.814.073	60,54	7.631.374	17.083.435	123,86
CHINA	81.864.241	111.085.933	35,70	155.504.046	276.573.033	77,86
SINGAPORE	44.772.120	56.196.207	25,52	82.535.774	136.451.422	65,32
PHILIPPINES	504.000	705.600	40,00	1.040.015	1.757.933	69,03
MALAYSIA	487.018	504.000	3,49	870.145	1.064.438	22,33
VIET NAM	5.642.943	1.310.397	-76,78	10.474.958	3.339.396	-68,12
INDIA	17.983.023	9.011.118	-49,89	32.456.557	22.753.736	-29,89
PAKISTAN	1.612.797	907.197	-43,75	2.890.605	2.269.427	-21,49
IRAN (ISLAMIC REPUBLIC OF)	1.008.000	2.842.555	182,00	1.935.461	6.866.755	254,79
ISRAEL	0	60.480	--	0	163.844	--
YEMEN	100.800	0	-100,00	189.120	0	-100,00
TURKEY	11.703.357	15.965.913	36,42	21.888.578	40.225.688	83,77
EGYPT	40.320	362.880	800,00	69.754	975.831	1.298,96
TUNISIA	100.800	0	-100,00	187.226	0	-100,00
ALGERIA	192.780	110.880	-42,48	350.245	284.509	-18,77
ETHIOPIA	0	181.440	--	0	424.336	--
TANZANIA, UNITED REPUBLIC OF	20.160	0	-100,00	37.195	0	-100,00
KENYA	1.028.160	403.199	-60,78	1.999.385	929.175	-53,53
DJIBOUTI	0	161.280	--	0	381.798	--
SOUTH AFRICA	8.001.560	8.545.917	6,80	14.617.493	21.447.972	46,73
AUSTRALIA	3.911.039	5.705.272	45,88	6.912.538	14.067.877	103,51
NEW ZEALAND	221.760	564.480	154,55	361.989	1.431.745	295,52
EAST TIMOR	60.480	0	-100,00	103.924	0	-100,00
UNITED STATES	196.648.099	200.843.440	2,13	353.621.003	494.010.782	39,70
CANADA	12.043.216	17.752.567	47,41	21.526.852	44.045.325	104,61
MEXICO	5.625.757	7.968.800	41,65	10.344.686	20.110.461	94,40
CHILE	1.762.319	1.048.317	-40,51	3.199.213	2.640.823	-17,45
VENEZUELA	2.761.920	1.859.760	-32,66	5.299.049	4.578.460	-13,60
ARGENTINA	6.863.220	6.375.180	-7,11	12.657.606	15.818.606	24,97
BRAZIL	12.377.335	18.017.193	45,57	22.798.712	44.758.146	96,32
COLOMBIA	5.789.280	4.964.399	-14,25	10.852.325	12.679.370	16,84
ECUADOR	1.895.040	2.096.640	10,64	3.573.537	5.231.753	46,40
PERU	1.068.480	0	-100,00	1.870.505	0	-100,00
COSTA RICA	766.080	665.279	-13,16	1.423.649	1.569.590	10,25
NORFOLK ISLANDS	453.600	0	-100,00	898.128	0	-100,00
UNITED KINGDOM	5.359.080	4.387.319	-18,13	9.665.000	10.873.781	12,51
NETHERLANDS	5.525.096	8.507.337	53,98	10.351.334	21.577.170	108,45
FRANCE	17.549.570	20.865.219	18,89	32.898.071	52.532.713	59,68
GERMANY, FED. REP. OF	22.659.653	18.825.618	-16,92	43.287.946	48.654.838	12,40
AUSTRIA	0	181.440	--	0	375.780	--
BELGIUM	10.032.716	6.805.000	-32,17	18.573.353	17.163.666	-7,59
LUXEMBOURG	0	967.680	--	0	2.593.636	--
NORWAY	38.400	96.000	150,00	82.656	250.464	203,02
SWEDEN	564.480	80.840	-85,68	1.077.160	214.259	-80,11
FINLAND	0	60.480	--	0	147.837	--
IRELAND	278.460	280.980	0,90	541.738	714.212	31,84
ITALY	7.440.298	6.582.239	-11,53	14.089.560	16.506.364	17,15
SPAIN	12.993.116	11.402.998	-12,24	24.033.143	28.514.002	18,64
GREECE	221.760	771.120	247,73	382.986	1.952.499	409,81
HUNGARY	257.040	864.360	236,27	485.934	2.073.614	326,73
POLAND	7.828.285	9.411.601	20,23	14.574.025	23.385.273	60,46
ROMANIA	4.931.640	5.551.557	12,57	9.308.765	13.939.530	49,75
YUGOSLAVIA	0	45.360	--	0	123.096	--
UKRAINE	0	2.195.586	--	0	5.486.420	--
LITHUANIA	181.440	0	-100,00	374.020	0	-100,00
SLOVENIA	4.419.419	3.623.759	-18,00	8.407.716	9.255.734	10,09
CZECH REPUBLIC	362.880	80.640	-77,78	628.004	204.298	-67,47
RUSSIA FEDERATION	651.186	451.080	-30,73	1.212.029	1.159.604	-4,33
<b>-CREPE</b>	<b>6.846.386</b>	<b>10.333.852</b>	<b>50,94</b>	<b>12.218.842</b>	<b>25.321.332</b>	<b>107,23</b>
JAPAN	138.986	308.879	122,24	281.516	789.984	180,62
KOREA, REPUBLIC OF	30.240	30.240	0,00	57.284	78.036	36,23
CHINA	403.200	1.512.000	275,00	834.624	3.504.311	319,87

TABEL 5. PERKEMBANGAN EKSPOR INDONESIA MENURUT KOMODITI DAN NEGARA TUJUAN

JENIS BARANG	BERAT BERSIH (KG)		PERUB	NILAI FOB (US \$)		PERUB
	JAN-APR 2007	JAN-APR 2008	%	JAN-APR 2007	JAN-APR 2008	%
(1)	(2)	(3)	(4)	(5)	(6)	(7)
SINGAPORE	262.080	0	-100,00	518.353	0	-100,00
MALAYSIA	17.430	364.879	1.993,40	8.715	907.821	10.316,76
VIET NAM	201.600	539.519	167,62	398.362	1.345.528	237,77
INDIA	161.280	524.160	225,00	284.956	1.302.183	356,98
ISRAEL	0	221.760	--	0	574.761	--
YEMEN	40.320	0	-100,00	76.810	0	-100,00
TURKEY	146.975	20.160	-86,28	233.032	55.440	-76,21
UNITED ARAB EMIRATES	141.120	0	-100,00	298.668	0	-100,00
EGYPT	60.480	0	-100,00	122.774	0	-100,00
SOUTH AFRICA	120.960	0	-100,00	200.982	0	-100,00
MAURITIUS	0	443	--	0	1.200	--
UNITED STATES	2.961.846	4.233.237	42,93	4.645.666	10.436.661	124,65
CANADA	665.279	1.128.960	69,70	1.388.319	2.798.322	101,56
MEXICO	0	80.639	--	0	211.534	--
ARGENTINA	0	60.480	--	0	153.619	--
BRAZIL	0	522.240	--	0	1.300.617	--
PERU	0	20.160	--	0	54.432	--
UNITED KINGDOM	184.130	20.160	-89,05	330.781	53.424	-83,85
FRANCE	101.029	60.496	-40,12	171.339	139.632	-18,51
GERMANY, FED. REP. OF	463.480	0	-100,00	866.726	0	-100,00
BELGIUM	20.160	0	-100,00	34.272	0	-100,00
SWEDEN	40.320	0	-100,00	84.370	0	-100,00
ITALY	120.960	201.600	66,67	270.597	469.455	73,49
SPAIN	31	20.160	64.932,26	262	45.360	17.212,98
PORTUGAL	40.320	60.480	50,00	69.548	151.010	117,13
GREECE	483.840	0	-100,00	955.408	0	-100,00
YUGOSLAVIA	40.320	181.440	350,00	85.478	428.702	401,53
UKRAINE	0	221.760	--	0	519.300	--
<b>-BUNGKIL KELAPA</b>	<b>54.707.435</b>	<b>84.098.017</b>	<b>53,72</b>	<b>6.078.003</b>	<b>10.913.598</b>	<b>79,56</b>
JAPAN	0	93.788	--	0	14.161	--
KOREA, REPUBLIC OF	30.918.123	57.898.845	87,27	3.446.201	7.229.046	109,77
TAIWAN	1.251.630	1.185.512	-5,28	247.044	208.501	-15,60
CHINA	81.000	60.000	-25,93	21.870	9.747	-55,43
SINGAPORE	1	1.837.227	183.722.600,00	1	342.672	34.267.100,00
VIET NAM	16.804.298	16.702.640	-0,60	1.805.973	1.971.569	9,17
PAKISTAN	334.360	0	-100,00	40.123	0	-100,00
AUSTRALIA	98.920	37.600	-61,99	15.208	5.828	-61,68
NETHERLANDS	3.299.303	6.282.405	90,42	342.383	1.132.074	230,65
GERMANY, FED. REP. OF	1.900.000	0	-100,00	139.400	0	-100,00
ITALY	19.800	0	-100,00	19.800	0	-100,00
<b>-DEDAK/BEKATUL</b>	<b>106.782.060</b>	<b>135.837.297</b>	<b>27,21</b>	<b>16.304.019</b>	<b>20.695.389</b>	<b>26,93</b>
JAPAN	10.426.619	17.853.790	71,23	1.199.071	2.700.656	125,23
HONG KONG	0	26	--	0	90	--
KOREA, REPUBLIC OF	90.368.958	103.575.203	14,61	14.374.999	15.743.582	9,52
TAIWAN	0	30.000	--	0	3.900	--
THAILAND	486.000	0	-100,00	90.099	0	-100,00
MALAYSIA	483	0	-100,00	7.350	0	-100,00
VIET NAM	5.500.000	14.378.275	161,42	632.500	2.247.160	255,28
UNITED STATES	0	3	--	0	1	--
<b>-LAINNYA</b>	<b>607.835.964</b>	<b>887.964.350</b>	<b>46,09</b>	<b>50.359.784</b>	<b>126.045.679</b>	<b>150,29</b>
JAPAN	4.488.143	7.898.681	75,99	1.097.619	2.205.678	100,95
HONG KONG	302	1	-99,67	7.292	5	-99,93
KOREA, REPUBLIC OF	72.972.370	137.715.796	88,72	5.730.295	18.488.581	222,65
TAIWAN	845.979	831.540	-1,71	294.763	232.232	-21,21
CHINA	1.647.980	3.410.785	106,97	1.036.211	357.879	-65,46
THAILAND	39.403.655	9.019.995	-77,11	2.470.742	1.859.787	-24,73
SINGAPORE	1.207.372	1.011.021	-16,26	156.425	459.324	193,64
PHILIPPINES	8.279.910	0	-100,00	601.446	0	-100,00
MALAYSIA	958.116	2.709.640	182,81	400.513	357.568	-10,72
MYANMAR (FORM. BURMA)	0	34.000	--	0	13.666	--
BRUNEI DARUSSALAM	415	477	14,94	960	326	-66,04
VIET NAM	44.764.537	26.344.179	-41,15	3.587.470	3.483.733	-2,89
INDIA	1.508.287	652.900	-56,71	720.375	257.167	-64,30
PAKISTAN	0	183.049	--	0	59.860	--
BANGLADESH	2.071.029	121.000	-94,16	735.731	48.281	-93,44
IRAQ	0	125	--	0	1	--
LEBANON	0	34.500	--	0	38.631	--
TANZANIA, UNITED REPUBLIC OF	72.000	0	-100,00	71.252	0	-100,00
GHANA	60.000	200.360	233,93	36.000	92.962	158,23
NIGERIA	200.000	220.000	10,00	103.000	116.900	13,50
SOUTH AFRICA	455.000	129.999	-71,43	408.320	188.135	-53,92
AUSTRALIA	372.478	30.751.697	8.155,98	371.710	4.778.964	1.185,67
NEW ZEALAND	66.210.000	214.986.391	224,70	4.721.216	28.853.553	511,15
UNITED STATES	4.056	2.607	-35,72	81.673	40.787	-50,06
DOMINICAN REPUBLIC	700.339	0	-100,00	136.182	0	-100,00

TABEL 5. PERKEMBANGAN EKSPOR INDONESIA MENURUT KOMODITI DAN NEGARA TUJUAN

JENIS BARANG	BERAT BERSIH (KG)		PERUB	NILAI FOB (US \$)		PERUB
	JAN-APR 2007	JAN-APR 2008	%	JAN-APR 2007	JAN-APR 2008	%
(1)	(2)	(3)	(4)	(5)	(6)	(7)
UNITED KINGDOM	13.000	26.000	100,00	14.895	34.380	130,82
NETHERLANDS	296.411.073	341.641.258	15,26	23.005.535	48.850.982	112,34
GERMANY, FED. REP. OF	65.125.420	109.938.349	68,81	4.502.805	15.175.922	237,03
HUNGARY	12.500	0	-100,00	13.125	0	-100,00
POLAND	26.000	0	-100,00	24.245	0	-100,00
UKRAINE	26.000	100.000	284,62	29.900	50.375	68,48
CZECH REPUBLIC	3	0	-100,00	84	0	-100,00
<b>-MINYAK ATSIRI LAINNYA</b>	<b>1.527.839</b>	<b>1.366.732</b>	<b>-10,54</b>	<b>25.349.607</b>	<b>49.508.661</b>	<b>95,30</b>
JAPAN	5.065	34.354	578,26	154.896	754.196	386,90
HONG KONG	5.414	9.398	73,59	33.267	55.193	65,91
KOREA, REPUBLIC OF	0	25.466	--	0	35.703	--
TAIWAN	405	0	-100,00	12.158	0	-100,00
CHINA	114.468	78.331	-31,57	640.343	1.021.767	59,57
THAILAND	424	6.493	1.431,37	3.205	31.269	875,63
SINGAPORE	544.093	349.544	-35,76	7.992.672	14.743.091	84,46
PHILIPPINES	590	1.465	148,31	12.714	25.579	101,19
MALAYSIA	1.942	3.615	86,15	43.124	26.902	-37,62
BRUNEI DARUSSALAM	2.285	0	-100,00	8.012	0	-100,00
VIET NAM	3.181	0	-100,00	4.237	0	-100,00
MALDIVES	0	229	--	0	729	--
INDIA	133.774	102.228	-23,58	1.832.260	1.752.396	-4,36
PAKISTAN	509	5.000	882,32	1.500	23.000	1.433,33
SRI LANKA	150	321	114,00	5.450	5.600	2,75
SAUDI ARABIA	0	100	--	0	500	--
TURKEY	0	7.020	--	0	69.800	--
UNITED ARAB EMIRATES	16.291	15.900	-2,40	366.820	1.440.320	292,65
EGYPT	616	0	-100,00	4.272	0	-100,00
COTE D'IVOIRE	822	0	-100,00	4.980	0	-100,00
SENEGAL	858	0	-100,00	6.600	0	-100,00
BENIN	2.254	1.725	-23,47	12.054	11.250	-6,67
SOUTH AFRICA	1.842	1.400	-24,00	24.240	10.920	-54,95
AUSTRALIA	942	1.138	20,81	10.647	16.260	52,72
NEW ZEALAND	0	522	--	0	5.816	--
GUAM	2.000	257	-87,15	4.410	4.212	-4,49
UNITED STATES	352.508	409.021	16,03	5.159.760	11.992.472	132,42
CANADA	6.504	400	-93,85	56.520	2.450	-95,67
MEXICO	2.525	109	-95,68	19.800	925	-95,33
ARGENTINA	75	10	-86,67	703	220	-68,71
BRAZIL	4.059	8.216	102,41	37.057	67.325	81,68
UNITED KINGDOM	38.594	21.815	-43,48	1.096.855	1.469.171	33,94
NETHERLANDS	25.700	37.570	46,19	547.735	1.958.069	257,48
FRANCE	76.829	75.404	-1,85	2.026.907	4.181.788	106,31
GERMANY, FED. REP. OF	65.973	48.102	-27,09	1.896.504	3.054.297	61,05
BELGIUM	850	0	-100,00	225.399	0	-100,00
SWITZERLAND	86.698	75.399	-13,03	2.482.216	6.250.555	151,81
NORWAY	0	78	--	0	3.261	--
SWEDEN	92	0	-100,00	43	0	-100,00
IRELAND	0	49	--	0	525	--
ITALY	5.099	300	-94,12	47.590	25.531	-46,35
SPAIN	23.255	31.353	34,82	568.555	442.669	-22,14
GREECE	253	0	-100,00	197	0	-100,00
POLAND	900	0	-100,00	5.905	0	-100,00
ROMANIA	0	14.400	--	0	24.900	--
<b>-WANGI-WANGIAN DARI MINYAK A1</b>	<b>17.440.831</b>	<b>21.543.917</b>	<b>23,53</b>	<b>59.067.108</b>	<b>76.053.650</b>	<b>28,76</b>
JAPAN	1.492.009	934.001	-37,40	4.949.050	3.987.764	-19,42
HONG KONG	396.574	625.833	57,81	2.489.589	6.011.123	141,45
KOREA, REPUBLIC OF	60.772	97.748	60,84	474.648	637.029	34,21
TAIWAN	1.200.447	1.535.947	27,95	1.772.920	1.749.132	-1,34
CHINA	241.371	328.490	36,09	566.369	711.981	25,71
MONGOLIA	0	15.481	--	0	37.625	--
MACAU	500	375	-25,00	26.396	5.462	-79,31
PAPUA NEW GUINEA	112.223	129.460	15,36	309.346	316.633	2,36
THAILAND	1.669.327	2.102.934	25,97	12.697.836	11.456.569	-9,78
SINGAPORE	2.154.655	1.025.009	-52,43	5.194.201	5.779.972	11,28
PHILIPPINES	597.169	1.062.028	77,84	4.310.714	6.551.074	51,97
MALAYSIA	2.739.990	3.427.076	25,08	7.680.748	9.579.320	24,72
MYANMAR (FORM. BURMA)	9.735	59.411	510,28	129.111	516.584	300,11
CAMBODIA	120	699	482,50	1.352	7.320	441,42
BRUNEI DARUSSALAM	92.841	160.441	72,81	356.456	653.484	83,33
NEPAL	0	14.979	--	0	16.000	--
VIET NAM	268.221	391.813	46,08	2.460.478	3.250.369	32,10
MALDIVES	117.506	202.285	72,15	258.357	343.496	32,95
INDIA	424.211	520.054	22,59	920.114	1.681.211	82,72
PAKISTAN	125.987	284.678	125,96	445.107	875.771	96,76
BANGLADESH	16.585	19.253	16,09	35.847	37.500	4,61
SRI LANKA	32.989	44.280	34,23	33.898	90.384	166,64

TABEL 5. PERKEMBANGAN EKSPOR INDONESIA MENURUT KOMODITI DAN NEGARA TUJUAN

JENIS BARANG	BERAT BERSIH (KG)		PERUB	NILAI FOB (US \$)		PERUB
	JAN-APR 2007	JAN-APR 2008	%	JAN-APR 2007	JAN-APR 2008	%
	(1)	(2)	(3)	(4)	(5)	(6)
IRAQ	46.036	9.430	-79,52	105.355	21.916	-79,20
IRAN (ISLAMIC REPUBLIC OF)	46.526	90.674	94,89	130.874	253.048	93,35
SAUDI ARABIA	89.092	150.768	69,23	237.019	398.026	67,93
KUWAIT	375	500	33,33	12.690	12.449	-1,90
JORDAN	16.004	14.021	-12,39	52.638	40.510	-23,04
LEBANON	1.594	12.233	667,44	9.410	44.790	375,98
YEMEN	315.697	272.729	-13,61	519.162	608.728	17,25
SYRIA ARAB REPUBLIC	0	5	--	0	16	--
TURKEY	675	0	-100,00	7.680	0	-100,00
UNITED ARAB EMIRATES	2.665.544	4.178.568	56,76	6.614.140	11.886.278	79,71
QATAR	825	1.030	24,85	1.384	18.623	1.245,59
CYPRUS	7.102	5.242	-26,19	24.410	14.148	-42,04
EGYPT	3.181	13.036	309,81	28.776	37.803	31,37
LIBYAN ARAB JAMAHIRIYA	110.360	38.013	-65,56	422.644	130.207	-69,19
SUDAN	5.184	36.630	606,60	5.481	218.150	3.880,11
NAMIBIA	24.480	36.720	50,00	37.400	61.200	63,64
TANZANIA, UNITED REPUBLIC OF	128.324	266.258	107,49	162.512	439.115	170,20
MADAGASCAR	42.578	29.197	-31,43	31.832	9.717	-69,47
KENYA	530.305	445.335	-16,02	980.343	846.644	-13,64
REUNION	0	3.966	--	0	10.814	--
MOZAMBIQUE	19.274	7	-99,96	29.665	19	-99,94
EQUATORIAL GUINEA	955	0	-100,00	2.433	0	-100,00
TOGO	22.503	0	-100,00	24.455	0	-100,00
GHANA	45.015	167.010	271,01	98.052	389.699	297,44
GUINEA	0	21.691	--	0	45.242	--
ANGOLA	64.763	110.160	70,10	105.550	183.600	73,95
CAMEROON	0	10.924	--	0	23.202	--
NIGERIA	11.507	688.980	5.887,49	53.350	1.218.471	2.183,92
GABON	14.296	0	-100,00	31.766	0	-100,00
COTE D'IVOIRE	56.182	811	-98,56	77.493	2.037	-97,37
SENEGAL	120.595	186.832	54,93	134.789	174.606	29,54
BENIN	159.393	122.080	-23,41	282.703	232.199	-17,86
BURKINA FASO	0	6.361	--	0	11.435	--
GAMBIA	3.797	0	-100,00	7.179	0	-100,00
SEYCHELLES	14.248	10.755	-24,52	41.878	20.140	-51,91
UGANDA	48.180	359	-99,25	61.320	978	-98,41
DJIBOUTI	36.358	135.692	273,21	57.700	174.572	202,55
SAO TOME AND PRINCIPE	0	26.306	--	0	55.503	--
SOUTH AFRICA	2.729	62.024	2.172,77	10.619	209.798	1.875,69
MAURITIUS	42.516	52.111	22,57	92.089	141.633	53,80
AUSTRALIA	41.766	164.657	294,24	133.409	489.560	266,96
NEW ZEALAND	4.937	2.954	-40,17	14.504	23.387	61,25
MICRONESIA, FEDERATED STATES	1.374	0	-100,00	3.345	0	-100,00
GUAM	18	1.492	8.188,89	162	2.072	1.179,01
PALAU	75	0	-100,00	360	0	-100,00
NEW CALEDONIA	4.397	478	-89,13	6.236	750	-87,97
VANUATU	47.268	38.455	-18,64	86.406	46.632	-46,03
WALLIS AND FUTUNA ISLANDS	2.392	2.256	-5,69	5.745	6.180	7,57
AMERICAN SAMOA	0	282	--	0	1.116	--
COOK ISLANDS	903	0	-100,00	1.123	0	-100,00
FIJI	35.875	31.619	-11,86	98.121	66.633	-32,09
KIRIBATI	0	17.994	--	0	30.128	--
SAMOA	9.685	11.175	15,38	17.880	18.062	1,02
SOLOMON ISLANDS	36.820	24.656	-33,04	76.515	57.996	-24,20
TONGA	10.102	12.391	22,66	20.486	21.589	5,38
TUVALU	0	290	--	0	746	--
EAST TIMOR	4	197.544	4.938.500,00	8	199.391	2.492.287,50
UNITED STATES	143.070	100.108	-30,03	672.618	300.397	-55,34
CANADA	32.396	640	-98,02	103.008	1.627	-98,42
MEXICO	2.484	633	-74,52	17.946	4.920	-72,58
NICARAGUA	200	0	-100,00	1.421	0	-100,00
PANAMA	0	23.650	--	0	31.625	--
SURINAME	183	2.873	1.469,95	1.064	16.379	1.439,38
CHILE	2.503	203	-91,89	2.819	352	-87,51
BRAZIL	452	0	-100,00	6.256	0	-100,00
COLOMBIA	15	0	-100,00	285	0	-100,00
BOLIVIA	6.356	0	-100,00	6.501	0	-100,00
BAHAMAS	219	0	-100,00	81	0	-100,00
BELIZE	0	11.045	--	0	41.779	--
BARBADOS	13.628	1.616	-88,14	25.957	2.154	-91,70
ARUBA	0	324	--	0	9.271	--
BERMUDA	5	0	-100,00	52	0	-100,00
CAPE VERDE	11.601	0	-100,00	13.749	0	-100,00
FRENCH POLYNESIA	52	4	-92,31	92	15	-83,70
MARTINIQUE	18	10	-44,44	62	62	0,00
NETHERLANDS ANTILLES	125	0	-100,00	1.680	0	-100,00
GUADELOUPE	168	0	-100,00	484	0	-100,00
UNITED KINGDOM	162.899	276.671	69,84	875.953	1.187.132	35,52



TABEL 5. PERKEMBANGAN EKSPOR INDONESIA MENURUT KOMODITI DAN NEGARA TUJUAN

JENIS BARANG	BERAT BERSIH (KG)		PERUB	NILAI FOB (US \$)		PERUB
	JAN-APR 2007	JAN-APR 2008	%	JAN-APR 2007	JAN-APR 2008	%
	(1)	(2)	(3)	(4)	(5)	(6)
NETHERLANDS	68.365	95.140	39,16	119.404	204.830	71,54
FRANCE	123.484	102.013	-17,39	575.162	585.978	1,88
GERMANY, FED. REP. OF	14.728	6.260	-57,50	30.962	18.581	-39,99
AUSTRIA	131	95	-27,48	35.507	5.085	-85,68
BELGIUM	17.589	12.996	-26,11	43.425	24.358	-43,91
SWITZERLAND	1.685	401	-76,20	14.255	3.279	-77,00
DENMARK	76	56	-26,32	69	44	-36,23
NORWAY	67	100	49,25	920	3.707	302,93
SWEDEN	3	0	-100,00	5	0	-100,00
IRELAND	829	0	-100,00	4.012	0	-100,00
ITALY	113.595	96.965	-14,64	233.167	149.180	-36,02
SPAIN	1.281	2.486	94,07	62.622	39.733	-36,55
PORTUGAL	844	34.068	3.936,49	869	36.657	4.118,30
GREECE	43.029	24.448	-43,18	80.894	59.750	-26,14
DEMOCRATIC REPUBLIC OF THE C	14.644	21.568	47,28	24.906	51.423	106,47
HUNGARY	5.044	0	-100,00	9.727	0	-100,00
POLAND	1.083	27	-97,51	7.915	282	-96,44
ROMANIA	573	777	35,60	183	16.393	8.857,92
BULGARIA	0	627	--	0	11.551	--
UKRAINE	0	663	--	0	1.221	--
LITHUANIA	383	359	-6,27	2.674	3.887	45,36
LATVIA	9.028	0	-100,00	12.175	0	-100,00
ESTONIA	0	300	--	0	3.094	--
CROATIA	0	2	--	0	8	--
MALTA	2.815	655	-76,73	3.350	1.020	-69,55
CZECH REPUBLIC	0	118	--	0	9.606	--
RUSSIA FEDERATION	140	31.040	22.071,43	3.249	32.909	912,90
<b>ROTAN OLAHAN</b>	<b>8.893.779</b>	<b>9.263.261</b>	<b>4,15</b>	<b>8.586.438</b>	<b>8.635.356</b>	<b>0,57</b>
JAPAN	14.289	5.591	-60,87	182.851	14.984	-91,81
HONG KONG	363.237	426.072	17,30	348.178	366.859	5,37
KOREA, REPUBLIC OF	3.774	0	-100,00	4.452	0	-100,00
TAIWAN	154.298	109.897	-28,78	76.688	89.604	16,84
CHINA	6.859.367	6.956.646	1,42	5.567.860	5.812.549	4,39
THAILAND	117.102	169.849	45,04	113.030	152.953	35,32
SINGAPORE	476.724	726.095	52,31	479.736	749.429	56,22
MALAYSIA	163.559	273.225	67,05	142.434	189.663	33,16
VIET NAM	66.650	0	-100,00	55.986	0	-100,00
MALDIVES	210	0	-100,00	815	0	-100,00
INDIA	7.400	73.052	887,19	6.216	69.875	1.024,12
SRI LANKA	56.976	27.898	-51,04	45.044	36.033	-20,00
IRAQ	0	30.160	--	0	12.567	--
SAUDI ARABIA	0	71.186	--	0	78.604	--
KUWAIT	31.392	3.851	-87,73	14.725	2.920	-80,17
JORDAN	0	12.375	--	0	14.819	--
SYRIA ARAB REPUBLIC	28.448	0	-100,00	22.021	0	-100,00
TURKEY	6.499	0	-100,00	11.346	0	-100,00
UNITED ARAB EMIRATES	1.198	1.032	-13,86	4.982	5.137	3,11
CYPRUS	3.866	7.632	97,41	15.675	25.961	65,62
EGYPT	5.346	0	-100,00	4.931	0	-100,00
KENYA	450	0	-100,00	386	0	-100,00
REUNION	167	0	-100,00	269	0	-100,00
SOUTH AFRICA	23.400	24.658	5,38	23.400	30.488	30,29
MAURITIUS	0	14.714	--	0	5.801	--
VIRGIN ISLANDS (BRITISH)	0	369	--	0	2.270	--
AUSTRALIA	21.569	14.102	-34,62	70.718	39.082	-44,74
NEW ZEALAND	3.741	5.070	35,53	9.721	10.639	9,44
GUAM	0	275	--	0	500	--
NEW CALEDONIA	146	530	263,01	522	1.613	209,00
SAMOA	1.076	0	-100,00	3.261	0	-100,00
TONGA	0	236	--	0	179	--
EAST TIMOR	0	165	--	0	29	--
UNITED STATES	127.045	84.679	-33,35	423.026	302.480	-28,50
CANADA	1.144	1.120	-2,10	4.003	2.065	-48,41
MEXICO	671	0	-100,00	1.027	0	-100,00
ARGENTINA	740	936	26,49	1.051	1.668	58,71
BRAZIL	833	179	-78,51	620	215	-65,32
COLOMBIA	13.062	0	-100,00	12.735	0	-100,00
PUERTO RICO	4.155	0	-100,00	10.006	0	-100,00
COSTA RICA	105	0	-100,00	36	0	-100,00
FRENCH POLYNESIA	0	68	--	0	168	--
UNITED KINGDOM	50.334	13.558	-73,06	281.486	59.845	-78,74
NETHERLANDS	41.945	790	-98,12	64.885	1.805	-97,22
FRANCE	27.422	35.566	29,70	74.444	98.737	32,63
GERMANY, FED. REP. OF	86.051	63.976	-25,65	151.765	127.487	-16,00
BELGIUM	52.722	47.113	-10,64	150.604	120.528	-19,97
SWITZERLAND	0	481	--	0	3.674	--
SWEDEN	46	1.237	2.589,13	75	10.055	13.306,67

TABEL 5. PERKEMBANGAN EKSPOR INDONESIA MENURUT KOMODITI DAN NEGARA TUJUAN

JENIS BARANG	BERAT BERSIH (KG)		PERUB	NILAI FOB (US \$)		PERUB
	JAN-APR 2007	JAN-APR 2008	%	JAN-APR 2007	JAN-APR 2008	%
	(1)	(2)	(3)	(4)	(5)	(6)
FINLAND	659	0	-100,00	521	0	-100,00
ITALY	13.077	3.935	-69,91	34.987	21.228	-39,33
SPAIN	10.824	24.951	130,52	69.382	90.320	30,18
PORTUGAL	206	604	193,20	285	1.365	378,95
GREECE	3.063	3	-99,90	9.441	20	-99,79
HUNGARY	159	0	-100,00	150	0	-100,00
ROMANIA	16	0	-100,00	33	0	-100,00
UKRAINE	43.736	25.455	-41,80	84.832	78.008	-8,04
CROATIA	690	0	-100,00	920	0	-100,00
CZECH REPUBLIC	4.190	3.930	-6,21	4.877	3.130	-35,82
<b>-MINYAK KELAPA SAWIT</b>	<b>3.605.598.746</b>	<b>4.236.782.711</b>	<b>17,51</b>	<b>1.898.914.520</b>	<b>4.032.157.457</b>	<b>112,34</b>
JAPAN	1.352.438	406.627	-69,93	1.106.085	532.782	-51,83
HONG KONG	4.015.850	11.499.000	186,34	2.296.139	10.719.060	366,83
KOREA, REPUBLIC OF	600	4.498.000	749.566,67	171	4.081.935	2.386.996,49
TAIWAN	334.900	204.310	-38,99	205.002	265.443	29,48
CHINA	436.856.962	716.961.991	64,12	232.609.758	682.768.649	193,53
PAPUA NEW GUINEA	803.403	1.074.283	33,72	697.950	1.394.357	99,78
THAILAND	0	19.193.000	--	0	19.336.795	--
SINGAPORE	233.754.317	182.896.882	-21,76	121.257.419	169.875.596	40,10
PHILIPPINES	7.214.625	7.664.054	6,23	5.207.995	8.676.395	66,60
MALAYSIA	79.403.457	304.726.958	283,77	39.361.415	297.852.453	656,71
MYANMAR (FORM. BURMA)	104.300.961	39.948.447	-61,70	56.633.313	40.816.355	-27,93
BRUNEI DARUSSALAM	335.176	476.176	42,07	234.928	622.858	165,13
LAO PEOPLE'S DEMOCRATIC REPU	21.006	0	-100,00	11.845	0	-100,00
VIET NAM	35.397.653	85.930.307	142,76	18.586.650	81.480.096	338,38
MALDIVES	362.059	545.648	50,71	287.523	804.547	179,82
INDIA	875.392.756	1.273.545.679	45,48	445.533.322	1.182.595.321	165,43
PAKISTAN	247.234.739	185.611.775	-24,92	134.575.321	189.464.330	40,79
BANGLADESH	206.383.250	129.460.594	-37,27	117.976.800	131.737.430	11,66
SRI LANKA	96.890.601	29.786.127	-69,26	49.991.030	25.975.110	-48,04
AFGHANISTAN	407.808	0	-100,00	281.591	0	-100,00
IRAQ	0	532.170	--	0	659.382	--
IRAN (ISLAMIC REPUBLIC OF)	7.000.000	68.912.920	884,47	3.465.000	64.665.961	1.766,26
SAUDI ARABIA	41.549.095	59.846.254	44,04	21.597.501	58.567.011	171,17
ISRAEL	0	75.204	--	0	100.179	--
JORDAN	0	47.115.513	--	0	49.887.095	--
YEMEN	8.107.753	2.381.531	-70,63	4.530.232	2.688.100	-40,66
OMAN	0	2.998.000	--	0	3.072.950	--
SYRIA ARAB REPUBLIC	41.600	4.000.000	9.515,38	29.328	3.675.000	12.430,69
TURKEY	154.838.996	37.891.993	-75,53	86.799.826	38.212.900	-55,98
UNITED ARAB EMIRATES	25.062.519	210.061	-99,16	14.557.585	233.637	-98,40
EGYPT	173.094.135	105.421.084	-39,10	91.695.397	99.593.414	8,61
MOROCCO	1.908.000	0	-100,00	1.221.120	0	-100,00
TUNISIA	23.142.100	23.002.831	-0,60	13.236.555	23.075.828	74,33
ALGERIA	18.984.924	23.250.000	22,47	9.550.559	24.798.750	159,66
SUDAN	21.000.000	56.052	-99,73	12.738.500	56.061	-99,56
NAMIBIA	0	49.627	--	0	83.853	--
TANZANIA, UNITED REPUBLIC OF	28.136.573	1.458.784	-94,82	14.011.381	1.613.796	-88,48
KENYA	0	288.864	--	0	378.758	--
MOZAMBIQUE	5.520.050	3.539.822	-35,87	3.082.424	3.782.503	22,71
EQUATORIAL GUINEA	289.756	74.771	-74,20	228.582	96.441	-57,81
TOGO	5.285.642	5.818.135	10,07	3.191.214	6.974.142	118,54
GHANA	6.669.249	11.398.513	70,91	4.647.012	12.798.572	175,42
LIBERIA	33.049	0	-100,00	26.985	0	-100,00
GUINEA	4.064.530	10.650.000	162,02	2.254.782	11.465.375	408,49
ANGOLA	3.224.426	5.082.107	57,61	2.337.402	5.226.657	123,61
CONGO	763.088	1.702.598	123,12	535.480	1.829.383	241,63
CAMEROON	507.033	769.160	51,70	365.718	803.360	119,67
NIGERIA	0	91.082	--	0	150.368	--
SIERRA LEONE	0	233.784	--	0	301.391	--
GABON	0	367.655	--	0	504.856	--
COTE D'IVOIRE	50.976	5.929.809	11.532,55	35.454	6.400.282	17.952,36
SENEGAL	1.596.987	169.920	-89,36	1.059.218	222.799	-78,97
MAURITANIA	2.026.640	285.113	-85,93	1.225.500	334.503	-72,70
MALI	0	16.545	--	0	26.849	--
BENIN	1.148.497	1.598.001	39,14	902.534	2.451.321	171,60
GUINEA BISSAU	395.270	2.309.514	484,29	290.225	2.348.084	709,06
GAMBIA	51.591	339.840	558,72	41.222	350.961	751,39
DJIBOUTI	584.688	505.468	-13,55	406.786	460.377	13,17
SAO TOME AND PRINCIPE	76.020	95.025	25,00	60.900	115.500	89,66
SOUTH AFRICA	44.914.546	44.481.390	-0,96	21.066.595	40.073.713	90,22
COMOROS	151.239	226.201	49,57	115.674	338.442	192,58
MAURITIUS	39.398	77.570	96,89	29.745	103.608	248,32
AUSTRALIA	211.043	0	-100,00	126.532	0	-100,00
MICRONESIA, FEDERATED STATES	1.954	19.307	888,08	4.168	32.633	682,94
NORTHERN MARIANA ISLANDS	31.068	16.201	-47,85	23.337	21.956	-5,92
VANUATU	113.430	176.532	55,63	101.753	271.968	167,28

TABEL 5. PERKEMBANGAN EKSPOR INDONESIA MENURUT KOMODITI DAN NEGARA TUJUAN

JENIS BARANG	BERAT BERSIH (KG)		PERUB	NILAI FOB (US \$)		PERUB
	JAN-APR 2007	JAN-APR 2008	%	JAN-APR 2007	JAN-APR 2008	%
	(1)	(2)	(3)	(4)	(5)	(6)
COOK ISLANDS	17.333	0	-100,00	13.811	0	-100,00
FIJI	54.040	64.552	19,45	35.195	93.789	166,48
KIRIBATI	11.988	42.534	254,80	10.438	58.832	463,63
MARSHALL ISLANDS	12.963	0	-100,00	11.783	0	-100,00
SAMOA	216.192	371.140	71,67	181.384	551.103	203,83
TONGA	50.164	34.511	-31,20	42.904	53.290	24,21
TUVALU	16.938	16.130	-4,77	12.970	27.070	108,71
EAST TIMOR	73	261.948	358.732,88	21	399.815	1.903.780,95
UNITED STATES	11.065.800	29.257.953	164,40	5.589.823	27.667.932	394,97
CHILE	1.032.000	0	-100,00	558.790	0	-100,00
BRAZIL	9.240.000	45.489.555	392,31	4.982.500	43.375.168	770,55
JAMAICA	59.875	0	-100,00	35.525	0	-100,00
COSTA RICA	3.000.000	0	-100,00	1.515.000	0	-100,00
FRENCH POLYNESIA	16.510	0	-100,00	13.139	0	-100,00
UNITED KINGDOM	7.171.877	733.831	-89,77	3.247.330	724.830	-77,68
NETHERLANDS	227.963.105	335.142.574	47,02	111.631.493	315.325.607	182,47
FRANCE	0	2.549.985	--	0	2.093.987	--
GERMANY, FED. REP. OF	187.675.238	126.024.504	-32,85	99.929.835	108.378.305	8,45
BELGIUM	1.085.152	21.042	-98,06	632.755	22.094	-96,51
SWITZERLAND	124.941	0	-100,00	83.508	0	-100,00
DENMARK	0	6.499.955	--	0	5.213.461	--
SWEDEN	0	32.219	--	0	38.901	--
ITALY	45.786.147	97.956.545	113,94	20.988.035	91.299.206	335,01
SPAIN	43.926.591	15.477.981	-64,76	24.146.385	15.366.449	-36,36
PORTUGAL	15.660.137	6.841.337	-56,31	8.741.011	6.991.337	-20,02
GREECE	20.023.521	15.984.765	-20,17	9.381.149	15.079.208	60,74
DEMOCRATIC REPUBLIC OF THE C	3.006.157	12.924.223	329,93	2.133.381	12.041.338	464,43
POLAND	0	21.000	--	0	20.370	--
BULGARIA	1.243.732	6.947.480	458,60	734.104	6.638.733	804,33
YUGOSLAVIA	500.000	0	-100,00	256.250	0	-100,00
AZERBAIJAN	21.000	0	-100,00	15.124	0	-100,00
KAZAKHSTAN	225.000	0	-100,00	144.000	0	-100,00
KYRGYZSTAN	21.006	0	-100,00	15.019	0	-100,00
TAJIKISTAN	22.500	0	-100,00	14.513	0	-100,00
TURKMENISTAN	63.000	0	-100,00	43.785	0	-100,00
UKRAINE	47.662.531	65.251.728	36,90	23.276.152	61.796.018	165,49
GEORGIA	6.180.000	0	-100,00	3.515.400	0	-100,00
RUSSIA FEDERATION	61.364.809	940.410	-98,47	34.535.525	1.052.383	-96,95
<b>-MINYAK BIJI KELAPA SAWIT</b>	<b>410.784.632</b>	<b>402.622.381</b>	<b>-1,99</b>	<b>237.178.345</b>	<b>444.816.157</b>	<b>87,55</b>
JAPAN	0	6.000.000	--	0	6.273.750	--
KOREA, REPUBLIC OF	1	0	-100,00	3	0	-100,00
CHINA	110.090.443	96.334.244	-12,50	65.399.035	101.402.110	55,05
SINGAPORE	3.126.836	4.100.004	31,12	1.758.169	3.949.503	124,64
PHILIPPINES	3.499.350	0	-100,00	1.677.686	0	-100,00
MALAYSIA	59.901.269	85.550.349	42,82	31.745.715	96.751.218	204,77
INDIA	25.647.916	42.990.183	67,62	14.512.956	45.014.579	210,17
PAKISTAN	2.300.000	1.750.000	-23,91	1.428.400	1.905.063	33,37
BANGLADESH	1.000.000	1.500.000	50,00	474.000	1.887.500	298,21
SRI LANKA	1.750.000	400.000	-77,14	1.108.125	448.000	-59,57
SAUDI ARABIA	0	600.000	--	0	552.000	--
TURKEY	34.172.941	13.278.063	-61,14	21.472.249	15.181.823	-29,30
UNITED ARAB EMIRATES	250.000	0	-100,00	160.000	0	-100,00
EGYPT	2.999.925	4.800.000	60,00	1.852.455	5.861.250	216,40
TUNISIA	1.627.916	999.890	-38,58	1.121.808	1.066.628	-4,92
ALGERIA	2.010.992	200.130	-90,05	1.201.375	280.586	-76,64
SUDAN	522.000	0	-100,00	404.550	0	-100,00
SENEGAL	0	300.000	--	0	317.250	--
MAURITANIA	150.000	0	-100,00	92.250	0	-100,00
SOUTH AFRICA	4.482.640	5.320.000	18,68	2.853.093	6.236.650	118,59
UNITED STATES	3.000.000	12.099.733	303,32	2.002.500	14.121.204	605,18
MEXICO	8.999.874	0	-100,00	5.727.418	0	-100,00
BRAZIL	12.220.000	24.429.912	99,92	7.587.625	27.032.090	256,27
UNITED KINGDOM	695.000	0	-100,00	451.750	0	-100,00
NETHERLANDS	102.628.940	76.305.723	-25,65	55.818.764	85.848.137	53,80
FRANCE	2	0	-100,00	5	0	-100,00
GERMANY, FED. REP. OF	6.278.083	1.000.000	-84,07	4.495.205	1.055.000	-76,53
ITALY	4.833.477	6.153.889	27,32	2.696.752	7.754.852	187,56
SPAIN	6.382.073	2.313.897	-63,74	4.063.920	2.807.583	-30,91
PORTUGAL	600.000	600.000	0,00	365.000	635.250	74,04
GREECE	3.150.000	2.846.135	-9,65	1.679.500	2.747.672	63,60
BULGARIA	109.044	0	-100,00	70.333	0	-100,00
UKRAINE	6.015.000	12.290.959	104,34	3.458.903	15.000.376	333,67
GEORGIA	1.539.914	0	-100,00	1.050.991	0	-100,00
RUSSIA FEDERATION	800.996	459.270	-42,66	447.810	686.083	53,21
<b>-MINYAK NABATI LAIN</b>	<b>278.878.532</b>	<b>385.619.897</b>	<b>38,28</b>	<b>173.045.462</b>	<b>416.413.192</b>	<b>140,64</b>
JAPAN	565.111	248.552	-56,02	391.700	327.637	-16,36

TABEL 5. PERKEMBANGAN EKSPOR INDONESIA MENURUT KOMODITI DAN NEGARA TUJUAN

JENIS BARANG	BERAT BERSIH (KG)		PERUB	NILAI FOB (US \$)		PERUB
	JAN-APR 2007	JAN-APR 2008	%	JAN-APR 2007	JAN-APR 2008	%
	(1)	(2)	(3)	(4)	(5)	(6)
HONG KONG	781	22.070	2.725,86	1.701	23.228	1.265,55
KOREA, REPUBLIC OF	237.900	9.560.065	3.918,52	160.181	9.690.325	5.949,61
TAIWAN	349.298	677.429	93,94	221.096	628.840	184,42
CHINA	137.720.013	103.256.613	-25,02	78.391.621	107.493.597	37,12
PAPUA NEW GUINEA	19.123	35.974	88,12	25.379	68.439	169,67
THAILAND	219.831	107	-99,95	154.955	503	-99,68
SINGAPORE	4.053.660	99.304	-97,55	2.039.554	114.807	-94,37
PHILIPPINES	92.100	0	-100,00	57.077	0	-100,00
MALAYSIA	37.026.744	91.738.631	147,76	24.165.306	101.400.036	319,61
CAMBODIA	11	0	-100,00	20	0	-100,00
VIET NAM	138.250	86.250	-37,61	95.762	163.867	71,12
INDIA	550.290	9.999.360	1.717,11	274.260	10.022.389	3.554,34
PAKISTAN	542.400	456.160	-15,90	330.496	497.638	50,57
BANGLADESH	0	69.205.762	--	0	66.139.443	--
SRI LANKA	0	406.060	--	0	496.257	--
IRAN (ISLAMIC REPUBLIC OF)	863.989	0	-100,00	639.817	0	-100,00
SAUDI ARABIA	2.303.240	425.600	-81,52	1.179.385	566.048	-52,00
JORDAN	0	405.030	--	0	576.019	--
SYRIA ARAB REPUBLIC	335.498	389.760	16,17	284.693	511.156	79,55
TURKEY	5.294.378	2.597.042	-50,95	3.840.876	2.448.356	-36,26
UNITED ARAB EMIRATES	25	0	-100,00	411	0	-100,00
EGYPT	2.015.600	2.407.342	19,44	1.336.326	3.099.528	131,94
MOROCCO	293.000	44.500	-84,81	219.195	68.931	-68,55
TUNISIA	865.972	1.105.579	27,67	584.090	1.467.532	151,25
ALGERIA	3.448.000	322.500	-90,65	2.014.702	530.423	-73,67
SUDAN	1.501.149	0	-100,00	908.230	0	-100,00
TANZANIA, UNITED REPUBLIC OF	105.000	0	-100,00	51.975	0	-100,00
MADAGASCAR	0	108.780	--	0	90.559	--
MOZAMBIQUE	135.750	0	-100,00	85.260	0	-100,00
TOGO	23	0	-100,00	22	0	-100,00
CAMEROON	19.500	0	-100,00	11.742	0	-100,00
NIGERIA	154.000	0	-100,00	108.955	0	-100,00
COTE D'IVOIRE	176.000	0	-100,00	118.800	0	-100,00
MAURITANIA	0	199.810	--	0	254.748	--
BENIN	1.009	0	-100,00	700	0	-100,00
SOUTH AFRICA	4.147.660	556.650	-86,58	2.601.311	529.144	-79,66
AUSTRALIA	993	0	-100,00	10.901	0	-100,00
NEW ZEALAND	236	23.000	9.645,76	1.228	41.405	3.271,74
NORTHERN MARIANA ISLANDS	5.741	0	-100,00	4.040	0	-100,00
UNITED STATES	394	8.169.352	2.073.339,59	1.103	7.749.675	702.499,73
CANADA	4.725	0	-100,00	38.880	0	-100,00
CHILE	80.000	0	-100,00	47.080	0	-100,00
BRAZIL	2.722.500	0	-100,00	1.826.438	0	-100,00
EL SALVADOR	0	19.500	--	0	21.158	--
COSTA RICA	39.000	19.500	-50,00	27.417	19.071	-30,44
UNITED KINGDOM	2.115	1.057	-50,02	8.841	5.681	-35,74
NETHERLANDS	36.244.562	63.164.747	74,27	22.775.270	75.259.266	230,44
FRANCE	110.029	0	-100,00	103.906	0	-100,00
GERMANY, FED. REP. OF	2.764.158	0	-100,00	1.923.839	0	-100,00
SWITZERLAND	0	3	--	0	29	--
DENMARK	17.800	0	-100,00	16.821	0	-100,00
NORWAY	568	0	-100,00	2.959	0	-100,00
SWEDEN	300	154	-48,67	1.128	672	-40,43
SPAIN	6.126.641	700.434	-88,57	4.079.411	984.287	-75,87
GREECE	632.209	134.505	-78,72	396.161	151.191	-61,84
POLAND	0	18.750	--	0	18.563	--
ROMANIA	0	486.068	--	0	737.157	--
BULGARIA	555.085	275.670	-50,34	462.979	426.566	-7,86
AZERBAIJAN	462.000	0	-100,00	349.965	0	-100,00
KAZAKHSTAN	0	218.700	--	0	262.440	--
TAJIKISTAN	21.870	81.720	273,66	17.824	99.596	458,77
UKRAINE	4.653.320	2.848.342	-38,79	3.644.132	3.691.238	1,29
UZBEKISTAN	0	429.300	--	0	570.347	--
LATVIA	323.042	60.384	-81,31	288.186	85.659	-70,28
GEORGIA	62.897	43.740	-30,46	57.077	54.981	-3,67
BOSNIA AND HERZEGOVINA	0	819	--	0	3.818	--
MALTA	0	66	--	0	770	--
SLOVENIA	15.000	0	-100,00	10.775	0	-100,00
CZECH REPUBLIC	102.500	0	-100,00	52.490	0	-100,00
RUSSIA FEDERATION	20.755.542	14.569.156	-29,81	16.601.013	19.020.172	14,57
<b>-STEARIN</b>	<b>44.144.938</b>	<b>42.903.771</b>	<b>-2,81</b>	<b>29.091.431</b>	<b>45.249.637</b>	<b>55,54</b>
JAPAN	973.956	1.086.439	11,55	654.482	1.152.595	76,11
HONG KONG	322.000	188.500	-41,46	227.411	225.149	-0,99
KOREA, REPUBLIC OF	1.094.400	1.916.550	75,12	731.937	1.931.415	163,88
TAIWAN	5.717.632	3.580.373	-37,38	3.932.997	3.597.723	-8,52
CHINA	14.990.948	19.474.748	29,91	9.952.733	20.916.127	110,15
THAILAND	2.228.816	1.822.556	-18,23	1.522.358	2.047.183	34,47

TABEL 5. PERKEMBANGAN EKSPOR INDONESIA MENURUT KOMODITI DAN NEGARA TUJUAN

JENIS BARANG	BERAT BERSIH (KG)		PERUB	NILAI FOB (US \$)		PERUB
	JAN-APR 2007	JAN-APR 2008	%	JAN-APR 2007	JAN-APR 2008	%
	(1)	(2)	(3)	(4)	(5)	(6)
SINGAPORE	161.502	188.000	16,41	116.957	230.181	96,81
PHILIPPINES	809.999	610.498	-24,63	575.732	694.430	20,62
MALAYSIA	2.490.517	300	-99,99	1.505.214	100	-99,99
MYANMAR (FORM. BURMA)	338.000	32.000	-90,53	252.536	34.144	-86,48
VIET NAM	1.166.998	1.410.766	20,89	799.947	1.528.296	91,05
INDIA	2.167.528	69.434	-96,80	886.802	76.440	-91,38
PAKISTAN	32.000	84.000	162,50	20.534	95.278	364,00
BANGLADESH	2.194.000	351.000	-84,00	1.408.874	344.999	-75,51
SRI LANKA	52.837	68.000	28,70	36.958	78.963	113,66
IRAN (ISLAMIC REPUBLIC OF)	165.000	131.000	-20,61	93.561	128.358	37,19
JORDAN	160.000	0	-100,00	111.647	0	-100,00
LEBANON	0	17.000	--	0	20.740	--
SYRIA ARAB REPUBLIC	0	51.000	--	0	46.410	--
TURKEY	4.562.549	5.558.736	21,83	3.070.531	5.696.095	85,51
EGYPT	283.951	345.313	21,61	198.481	359.384	81,07
MOROCCO	33.500	0	-100,00	25.847	0	-100,00
KENYA	17.000	0	-100,00	11.708	0	-100,00
GHANA	33.500	0	-100,00	25.080	0	-100,00
NIGERIA	269.000	34.000	-87,36	205.013	36.210	-82,34
COTE D'IVOIRE	84.000	0	-100,00	60.188	0	-100,00
SOUTH AFRICA	262.350	81.016	-69,12	177.840	79.083	-55,53
AUSTRALIA	0	105.766	--	0	117.542	--
UNITED STATES	271.590	203.000	-25,25	201.720	244.250	21,08
CANADA	18.509	24.000	29,67	13.754	28.440	106,78
MEXICO	364.500	0	-100,00	284.489	0	-100,00
GUATEMALA	33.000	0	-100,00	26.120	0	-100,00
CHILE	16.500	23.999	45,45	13.118	29.683	126,28
VENEZUELA	17.000	0	-100,00	12.750	0	-100,00
PERU	33.000	17.000	-48,48	26.235	20.400	-22,24
UNITED KINGDOM	243.000	419.000	72,43	147.139	408.386	177,55
NETHERLANDS	238.000	3.483.556	1.363,68	171.360	3.330.759	1.843,72
FRANCE	48.000	24.835	-48,26	34.898	28.553	-18,18
GERMANY, FED. REP. OF	714.600	311.000	-56,48	479.566	340.510	-29,00
BELGIUM	75.000	0	-100,00	40.680	0	-100,00
SWITZERLAND	14.000	0	-100,00	7.960	0	-100,00
SWEDEN	23.999	14.000	-41,66	16.652	15.839	-4,88
ITALY	58.000	17.000	-70,69	43.440	17.340	-60,08
SPAIN	567.428	178.000	-68,63	393.957	208.881	-46,98
PORTUGAL	240.000	504.000	110,00	171.846	607.858	253,72
GREECE	33.500	16.000	-52,24	25.626	16.240	-36,63
HUNGARY	17.000	0	-100,00	14.819	0	-100,00
POLAND	16.000	65.997	312,48	10.080	68.618	580,73
BULGARIA	89.412	49.389	-44,76	65.314	55.823	-14,53
UKRAINE	187.000	169.000	-9,63	136.170	187.930	38,01
LATVIA	37.177	17.000	-54,27	32.595	18.904	-42,00
RUSSIA FEDERATION	176.740	160.000	-9,47	115.775	184.378	59,26
<b>-ASAM BERLEMAK LAIN</b>	<b>160.461.414</b>	<b>235.369.589</b>	<b>46,68</b>	<b>86.407.985</b>	<b>202.257.124</b>	<b>134,07</b>
JAPAN	3.128.849	3.943.734	26,04	2.087.491	5.434.271	160,33
HONG KONG	1.440	5.760	300,00	1.470	8.734	494,15
KOREA, REPUBLIC OF	4.648.243	5.792.624	24,62	2.708.701	4.612.091	70,27
TAIWAN	342.040	113.400	-66,85	256.149	86.607	-66,19
CHINA	9.453.891	12.009.749	27,03	8.544.925	13.984.024	63,65
THAILAND	270.258	958.595	254,70	312.942	1.423.033	354,73
SINGAPORE	10.873.598	8.575.121	-21,14	8.021.128	11.354.482	41,56
PHILIPPINES	159.139	0	-100,00	93.963	0	-100,00
MALAYSIA	4.015.679	11.455.281	185,26	2.991.430	11.337.702	279,01
NEPAL	0	36.260	--	0	14.340	--
INDIA	59.052.688	96.349.820	63,16	24.351.530	63.285.352	159,88
PAKISTAN	2.042.870	4.842.575	137,05	535.819	2.078.124	287,84
BANGLADESH	4.320	32.530	653,01	3.715	36.422	880,40
SRI LANKA	41.800	906.890	2.069,59	24.970	873.672	3.398,89
IRAN (ISLAMIC REPUBLIC OF)	34.560	17.280	-50,00	29.030	24.814	-14,52
SAUDI ARABIA	103.200	28.800	-72,09	111.659	38.246	-65,75
JORDAN	24.687	17.280	-30,00	19.065	24.952	30,88
SYRIA ARAB REPUBLIC	0	17.280	--	0	19.526	--
TURKEY	1.877.573	612.822	-67,36	916.464	757.658	-17,33
EGYPT	2.269.509	1.030.818	-54,58	949.417	789.347	-16,86
TUNISIA	669.948	0	-100,00	261.280	0	-100,00
ETHIOPIA	0	36.260	--	0	27.558	--
TANZANIA, UNITED REPUBLIC OF	3.900.000	2.050.000	-47,44	1.476.500	1.281.298	-13,22
MADAGASCAR	0	37.240	--	0	13.034	--
MOZAMBIQUE	169.600	2.886.750	1.602,09	68.688	1.889.506	2.650,85
TOGO	0	126.910	--	0	105.335	--
GHANA	106.000	0	-100,00	42.930	0	-100,00
CAMEROON	0	878	--	0	225	--
COTE D'IVOIRE	0	2.100.000	--	0	1.527.750	--
SENEGAL	500.000	0	-100,00	207.500	0	-100,00

TABEL 5. PERKEMBANGAN EKSPOR INDONESIA MENURUT KOMODITI DAN NEGARA TUJUAN

JENIS BARANG	BERAT BERSIH (KG)		PERUB	NILAI FOB (US \$)		PERUB
	JAN-APR 2007	JAN-APR 2008	%	JAN-APR 2007	JAN-APR 2008	%
	(1)	(2)	(3)	(4)	(5)	(6)
GAMBIA	1.500.000	0	-100,00	626.250	0	-100,00
DJIBOUTI	93.100	301.920	224,30	56.605	253.968	348,67
SOUTH AFRICA	3.450.400	2.487.872	-27,90	1.454.361	1.713.708	17,83
MALAWI	0	126.040	--	0	77.743	--
AUSTRALIA	225.327	243.648	8,13	249.808	365.905	46,47
NEW ZEALAND	0	3.003	--	0	5.778	--
UNITED STATES	6.760.755	12.270.879	81,50	6.653.343	18.571.527	179,13
CANADA	66.960	43.200	-35,48	56.109	56.160	0,09
MEXICO	108.798	145.979	34,17	94.462	197.495	109,07
ARGENTINA	504.000	104.844	-79,20	488.882	160.707	-67,13
BRAZIL	2.246.400	2.426.940	8,04	2.085.378	3.221.764	54,49
URUGUAY	0	14.400	--	0	23.573	--
JAMAICA	2.221	0	-100,00	1.878	0	-100,00
COSTA RICA	0	84.800	--	0	61.904	--
UNITED KINGDOM	2.196.686	295.845	-86,53	989.143	417.314	-57,81
NETHERLANDS	19.216.903	16.213.722	-15,63	11.045.370	21.893.912	98,22
FRANCE	0	141.090	--	0	353.309	--
GERMANY, FED. REP. OF	747.423	902.692	20,77	747.963	1.585.076	111,92
BELGIUM	140.440	71.674	-48,96	120.829	88.080	-27,10
DENMARK	0	5.000.000	--	0	3.362.600	--
ITALY	1.315.310	660.510	-49,78	991.059	845.068	-14,73
SPAIN	18.196.799	39.838.835	118,93	6.729.779	27.963.883	315,52
GREECE	0	7.039	--	0	9.547	--
<b>-ALAT LISTRIK</b>	<b>171.446.594</b>	<b>181.109.447</b>	<b>5,64</b>	<b>1.515.665.483</b>	<b>1.668.725.168</b>	<b>10,10</b>
JAPAN	18.223.309	21.152.994	16,08	263.833.314	313.838.204	18,95
HONG KONG	4.873.688	3.663.912	-24,82	60.164.318	60.521.596	0,59
KOREA, DEMOCRATIC PEOPLE'S RE	19	458	2.310,53	466	14.764	3.068,24
KOREA, REPUBLIC OF	1.692.460	1.759.926	3,99	24.302.526	27.500.973	13,16
TAIWAN	1.535.682	1.760.604	14,65	15.146.988	19.764.850	30,49
CHINA	3.549.606	2.951.855	-16,84	40.472.078	43.264.175	6,90
MACAU	0	19.235	--	0	150.700	--
PAPUA NEW GUINEA	2.665.871	1.961.903	-26,41	3.752.106	3.745.201	-0,18
THAILAND	8.946.129	10.419.745	16,47	52.643.335	63.602.107	20,82
SINGAPORE	17.947.108	16.838.344	-6,18	487.420.392	465.194.041	-4,56
PHILIPPINES	4.606.531	5.413.622	17,52	21.111.719	28.897.210	36,88
MALAYSIA	14.633.273	10.663.571	-27,13	67.835.889	61.343.248	-9,57
MYANMAR (FORM. BURMA)	108.446	198.919	83,43	573.939	1.228.713	114,08
CAMBODIA	93.860	46.098	-50,89	236.604	190.365	-19,54
BRUNEI DARUSSALAM	346.570	102.048	-70,55	1.865.595	710.629	-61,91
NEPAL	2.994	0	-100,00	52.185	0	-100,00
VIET NAM	4.877.495	8.585.497	76,02	24.735.211	38.088.705	53,99
MALDIVES	24.416	86.381	253,79	56.685	152.695	169,37
INDIA	922.841	4.629.386	401,65	4.702.336	12.916.491	174,68
PAKISTAN	911.784	795.498	-12,75	2.071.454	3.706.380	78,93
BANGLADESH	189.752	53.903	-71,59	541.911	264.201	-51,25
SRI LANKA	280.293	414.953	48,04	1.057.001	1.633.123	54,51
AFGHANISTAN	109.999	145.251	32,05	213.541	511.245	139,41
IRAN (ISLAMIC REPUBLIC OF)	752.148	311.299	-58,61	2.612.592	1.171.471	-55,16
SAUDI ARABIA	5.156.313	3.651.150	-29,19	17.231.094	13.332.615	-22,62
ISRAEL	0	69.573	--	0	331.922	--
KUWAIT	643.264	297.682	-53,72	1.373.986	1.045.694	-23,89
JORDAN	345.245	335.385	-2,86	1.059.246	861.502	-18,67
LEBANON	516.434	305.869	-40,77	1.307.988	1.089.888	-16,67
PALESTINA	0	126.160	--	0	534.869	--
YEMEN	419.432	683.560	62,97	1.052.042	2.334.869	121,94
OMAN	701.936	551.640	-21,41	4.073.691	2.745.659	-32,60
SYRIA ARAB REPUBLIC	28.173	64.353	128,42	50.355	220.408	337,71
TURKEY	5.127.000	2.011.535	-60,77	12.148.318	8.042.925	-33,79
UNITED ARAB EMIRATES	13.814.818	13.989.034	1,26	39.626.324	72.584.450	83,17
QATAR	1.308.766	1.422.819	8,71	5.471.148	6.476.330	18,37
BAHRAIN	2.623	382.022	14.464,32	9.524	3.412.733	35.732,98
CYPRUS	316.631	104.705	-66,93	567.978	378.310	-33,39
EGYPT	1.620.861	1.881.852	16,10	3.397.522	4.605.858	35,57
LIBYAN ARAB JAMAHIRIYA	73.653	87.553	18,87	246.754	365.827	48,26
MOROCCO	32.609	222.271	581,62	327.400	826.685	152,50
TUNISIA	83	33.950	40.803,61	838	868.354	103.522,20
ALGERIA	898.180	400.534	-55,41	1.701.988	1.144.799	-32,74
SUDAN	3.903.759	4.627.594	18,54	8.129.342	13.871.895	70,64
ERITREA	23.899	241.988	912,54	44.890	440.323	880,89
ETHIOPIA	97.487	95.076	-2,47	236.643	404.056	70,74
TANZANIA, UNITED REPUBLIC OF	229.883	106.304	-53,76	483.395	429.755	-11,10
MADAGASCAR	1.277	39.736	3.011,67	2.914	128.491	4.309,44
SOMALIA	47.506	0	-100,00	90.229	0	-100,00
KENYA	553.946	423.101	-23,62	2.305.205	1.663.894	-27,82
REUNION	4.552	0	-100,00	51.157	0	-100,00
MOZAMBIQUE	385.350	296.917	-22,95	697.140	974.813	39,83
EQUATORIAL GUINEA	181.754	0	-100,00	317.517	0	-100,00

TABEL 5. PERKEMBANGAN EKSPOR INDONESIA MENURUT KOMODITI DAN NEGARA TUJUAN

JENIS BARANG	BERAT BERSIH (KG)		PERUB	NILAI FOB (US \$)		PERUB
	JAN-APR 2007	JAN-APR 2008	%	JAN-APR 2007	JAN-APR 2008	%
	(1)	(2)	(3)	(4)	(5)	(6)
TOGO	34.480	95.414	176,72	94.176	408.737	334,01
GHANA	429.217	704.816	64,21	1.272.928	2.733.023	114,70
LIBERIA	0	21.793	--	0	71.429	--
GUINEA	30.595	49.108	60,51	47.880	90.400	88,81
ANGOLA	49.248	35.401	-28,12	125.866	145.916	15,93
CAMEROON	68.789	141.754	106,07	168.929	382.574	126,47
NIGERIA	1.201.624	749.758	-37,60	5.228.612	4.789.192	-8,40
GABON	0	96.038	--	0	393.327	--
COTE D'IVOIRE	40.756	18.092	-55,61	96.277	75.710	-21,36
SENEGAL	286.978	96.897	-66,24	600.611	353.644	-41,12
MAURITANIA	21.197	0	-100,00	57.651	0	-100,00
MALI	4.220	0	-100,00	88.265	0	-100,00
BENIN	186.272	252.988	35,82	471.857	784.995	66,36
BURKINA FASO	0	18	--	0	487	--
GAMBIA	25.238	16.499	-34,63	54.385	12.625	-76,79
SEYCHELLES	0	8.673	--	0	36.740	--
UGANDA	9.201	53.589	482,43	25.679	135.967	429,49
CENTRAL AFRICAN REPUBLIC	16	0	-100,00	23	0	-100,00
DJIBOUTI	372.502	164.596	-55,81	889.399	531.015	-40,30
SAINT HELENA	12	0	-100,00	32	0	-100,00
SWAZILAND	0	120	--	0	6.573	--
SOUTH AFRICA	561.246	809.822	44,29	1.776.610	2.656.151	49,51
ZAMBIA	0	19.273	--	0	60.927	--
COMOROS	9.997	0	-100,00	1.760	0	-100,00
MAURITIUS	51.253	23.065	-55,00	194.558	86.597	-55,49
AUSTRALIA	3.691.316	5.283.998	43,15	29.817.884	40.478.331	35,75
NEW ZEALAND	1.030.852	715.733	-30,57	6.537.946	4.143.350	-36,63
NEW CALEDONIA	0	15.244	--	0	68.864	--
VANUATU	80.007	66.028	-17,47	173.942	145.088	-16,59
AMERICAN SAMOA	0	11.893	--	0	29.465	--
COOK ISLANDS	1.655	2.819	70,33	4.278	1.752	-59,05
FIJI	112.769	143.038	26,84	275.107	358.619	30,36
SAMOA	379.423	455.069	19,94	3.709.576	3.477.192	-6,26
SOLOMON ISLANDS	99.184	190.939	92,51	192.327	370.549	92,67
TONGA	26.355	6.189	-76,52	65.910	18.806	-71,47
EAST TIMOR	15.022	245.876	1.536,77	49.231	338.014	586,59
UNITED STATES	13.794.634	12.349.243	-10,48	123.557.471	133.398.998	7,97
CANADA	751.644	1.259.954	67,63	3.662.619	5.540.278	51,27
MEXICO	1.359.180	1.327.346	-2,34	5.902.437	7.862.616	33,21
GUATEMALA	78.853	608.300	671,44	237.234	1.569.047	561,39
HONDURAS	172	0	-100,00	1.060	0	-100,00
NICARAGUA	19.304	32.644	69,10	44.915	140.648	213,14
PANAMA	57.615	72.079	25,10	155.396	530.266	241,24
CUBA	0	375	--	0	34.098	--
SURINAME	22.347	43.845	96,20	66.108	194.374	194,02
CHILE	710.345	1.029.336	44,91	1.552.864	2.647.211	70,47
VENEZUELA	220.834	342.337	55,02	566.564	2.359.875	316,52
ARGENTINA	233.394	369.909	58,49	1.234.007	1.845.008	49,51
BRAZIL	916.368	2.298.369	150,81	6.850.724	11.796.010	72,19
COLOMBIA	512.481	392.896	-23,33	1.406.884	1.621.014	15,22
BOLIVIA	0	51.553	--	0	192.476	--
URUGUAY	4	36	800,00	18	267	1.383,33
PARAGUAY	35.127	62.777	78,71	69.822	235.883	237,83
ECUADOR	344.687	383.351	11,22	629.713	828.378	31,55
PERU	63.732	257.171	303,52	278.082	1.229.968	342,30
TRINIDAD AND TOBAGO	65.686	16.409	-75,02	143.498	57.584	-59,87
JAMAICA	151.771	1.287	-99,15	319.800	13.829	-95,68
DOMINICAN REPUBLIC	161.256	40.764	-74,72	361.422	154.223	-57,33
EL SALVADOR	172	0	-100,00	1.060	0	-100,00
COSTA RICA	4.011	7.057	75,94	25.700	50.796	97,65
HAITI	144.610	123.405	-14,66	221.136	351.531	58,97
ARUBA	20.867	18.859	-9,62	36.588	52.828	44,39
FRENCH POLYNESIA	22.209	12.791	-42,41	93.283	135.006	44,73
SAN MARINO	0	4.833	--	0	66.564	--
UNITED KINGDOM	4.143.696	6.771.814	63,42	13.408.294	23.986.864	78,90
NETHERLANDS	2.480.854	2.050.664	-17,34	13.547.067	11.841.214	-12,59
FRANCE	1.691.408	1.395.594	-17,49	40.922.939	38.437.295	-6,07
GERMANY, FED. REP. OF	895.793	1.812.897	102,38	21.179.957	18.970.429	-10,43
AUSTRIA	9.267	65.517	606,99	268.807	1.166.716	334,03
BELGIUM	173.084	1.781.253	929,13	1.409.830	4.874.037	245,72
SWITZERLAND	1.309.703	73.088	-94,42	5.625.140	1.761.831	-68,68
DENMARK	39.262	13.569	-65,44	1.708.394	285.312	-83,30
NORWAY	26.707	8.052	-69,85	119.683	131.588	9,95
SWEDEN	132.112	135.992	2,94	3.191.936	1.345.206	-57,86
FINLAND	35.565	17.057	-52,04	985.041	336.816	-65,81
IRELAND	0	2	--	0	13	--
ITALY	1.791.817	2.468.823	37,78	15.551.990	7.624.831	-50,97
SPAIN	3.421.432	5.246.922	53,35	10.397.408	19.144.948	84,13

TABEL 5. PERKEMBANGAN EKSPOR INDONESIA MENURUT KOMODITI DAN NEGARA TUJUAN

JENIS BARANG	BERAT BERSIH (KG)		PERUB	NILAI FOB (US \$)		PERUB
	JAN-APR 2007	JAN-APR 2008	%	JAN-APR 2007	JAN-APR 2008	%
	(1)	(2)	(3)	(4)	(5)	(6)
PORTUGAL	4.836	305.051	6.207,92	27.551	554.895	1.914,06
GREECE	1.371.990	1.187.035	-13,48	2.775.466	3.460.409	24,68
DEMOCRATIC REPUBLIC OF THE C	26.219	81.973	212,65	45.912	289.665	530,91
HUNGARY	45.382	397.674	776,28	954.185	1.791.027	87,70
POLAND	620.580	104.511	-83,16	2.503.464	1.446.786	-42,21
ROMANIA	166	58.589	35.194,58	13.461	379.570	2.719,78
BULGARIA	8	0	-100,00	432	0	-100,00
ALBANIA	0	2.392	--	0	10.948	--
BELARUS	345.946	76.584	-77,86	606.091	235.008	-61,23
KAZAKHSTAN	98.233	86.570	-11,87	314.345	271.388	-13,67
UKRAINE	129.474	93.764	-27,58	653.924	338.898	-48,17
UZBEKISTAN	0	10.214	--	0	34.406	--
LITHUANIA	107.316	23.487	-78,11	464.609	94.454	-79,67
LATVIA	2.935	0	-100,00	17.092	0	-100,00
ESTONIA	0	120	--	0	10.300	--
GEORGIA	38.291	76.906	100,85	85.675	194.351	126,85
CROATIA	0	6.017	--	0	91.846	--
MALTA	20.735	52.426	152,84	52.346	216.684	313,95
SLOVAKIA	47.089	52.803	12,13	615.630	423.445	-31,22
SLOVENIA	145	9	-93,79	404	14	-96,53
CZECH REPUBLIC	90.072	296.487	229,17	688.188	3.737.300	443,06
RUSSIA FEDERATION	106.042	326.360	207,76	683.305	1.613.828	136,18
<b>-DIODE TRANSISTOR</b>	<b>346.484</b>	<b>252.426</b>	<b>-27,15</b>	<b>40.040.555</b>	<b>49.783.779</b>	<b>24,33</b>
JAPAN	62.650	44.972	-28,22	14.674.011	25.034.157	70,60
HONG KONG	37.659	19.887	-47,19	9.520.124	10.565.240	10,98
KOREA, REPUBLIC OF	445	1.502	237,53	29.128	203.756	599,52
TAIWAN	18.922	3.201	-83,08	1.116.738	589.081	-47,25
CHINA	20.553	7.989	-61,13	4.625.585	2.275.338	-50,81
PAPUA NEW GUINEA	172	0	-100,00	672	0	-100,00
THAILAND	799	1.859	132,67	17.396	44.687	156,88
SINGAPORE	189.439	162.241	-14,36	8.462.765	8.064.714	-4,70
PHILIPPINES	632	738	16,77	48.933	13.167	-73,09
MALAYSIA	3.525	1.685	-52,20	370.100	213.798	-42,23
VIET NAM	8	0	-100,00	60	0	-100,00
PAKISTAN	4	51	1.175,00	12	187	1.458,33
BANGLADESH	13	0	-100,00	26	0	-100,00
UNITED ARAB EMIRATES	0	17	--	0	169	--
KENYA	2.619	0	-100,00	39.579	0	-100,00
AUSTRALIA	143	0	-100,00	8.371	0	-100,00
UNITED STATES	5.650	3.451	-38,92	489.753	812.001	65,80
UNITED KINGDOM	1	1.021	102.000,00	69	102.107	147.881,16
NETHERLANDS	11	0	-100,00	8.800	0	-100,00
GERMANY, FED. REP. OF	3.220	3.553	10,34	561.135	1.730.183	208,34
AUSTRIA	0	185	--	0	2.583	--
DENMARK	2	0	-100,00	164	0	-100,00
SWEDEN	0	1	--	0	1.260	--
FINLAND	16	68	325,00	67.110	130.745	94,82
ROMANIA	0	4	--	0	186	--
ESTONIA	0	1	--	0	420	--
RUSSIA FEDERATION	1	0	-100,00	24	0	-100,00
<b>-AUDIO VISUAL</b>	<b>37.200.697</b>	<b>31.862.709</b>	<b>-14,35</b>	<b>929.696.446</b>	<b>808.791.925</b>	<b>-13,00</b>
JAPAN	2.292.954	2.647.545	15,46	71.522.762	72.676.622	1,61
HONG KONG	871.580	1.105.346	26,82	57.765.820	86.521.157	49,78
KOREA, REPUBLIC OF	518.250	546.856	5,52	28.294.040	53.059.127	87,53
TAIWAN	61.158	68.815	12,52	1.478.801	1.625.661	9,93
CHINA	564.950	784.837	38,92	23.246.498	43.057.482	85,22
PAPUA NEW GUINEA	37.673	61.230	62,53	144.095	372.724	158,67
THAILAND	615.003	1.311.731	113,29	9.121.624	10.069.829	10,40
SINGAPORE	7.509.647	4.310.078	-42,61	211.900.046	104.676.513	-50,60
PHILIPPINES	258.523	287.814	11,33	6.774.665	2.169.405	-67,98
MALAYSIA	961.809	1.964.713	104,27	16.076.086	30.857.245	91,95
MYANMAR (FORM. BURMA)	81.405	45.097	-44,60	477.740	108.965	-77,19
BRUNEI DARUSSALAM	0	12.576	--	0	36.641	--
VIET NAM	317.708	402.720	26,76	29.253.276	7.448.183	-74,54
MALDIVES	0	24	--	0	1.375	--
INDIA	298.009	109.010	-63,42	6.686.266	3.277.301	-50,98
PAKISTAN	85.066	97.111	14,16	451.210	427.283	-5,30
BANGLADESH	5.048	6.065	20,15	68.975	21.380	-69,00
SRI LANKA	45.809	9.696	-78,83	191.511	44.731	-76,64
IRAQ	0	18.207	--	0	570.595	--
IRAN (ISLAMIC REPUBLIC OF)	69.582	0	-100,00	1.266.299	0	-100,00
SAUDI ARABIA	549.896	534.471	-2,81	4.587.652	5.282.266	15,14
ISRAEL	0	423.336	--	0	12.368.910	--
KUWAIT	231.394	101.640	-56,07	2.499.036	2.645.083	5,84
JORDAN	60.279	15.674	-74,00	418.864	268.919	-35,80
LEBANON	2.919	11.779	303,53	186.280	303.597	62,98



TABEL 5. PERKEMBANGAN EKSPOR INDONESIA MENURUT KOMODITI DAN NEGARA TUJUAN

JENIS BARANG	BERAT BERSIH (KG)		PERUB %	NILAI FOB (US \$)		PERUB %
	JAN-APR 2007	JAN-APR 2008		JAN-APR 2007	JAN-APR 2008	
	(1)	(2)	(3)	(4)	(5)	(6)
YEMEN	138.186	133.849	-3,14	585.493	791.738	35,23
OMAN	60.756	86.362	42,15	620.873	5.682.742	815,28
SYRIA ARAB REPUBLIC	63.642	151.920	138,71	190.022	540.447	184,41
TURKEY	133.170	79.657	-40,18	4.048.856	3.118.071	-22,99
UNITED ARAB EMIRATES	1.826.625	1.538.789	-15,76	24.129.928	24.921.705	3,28
QATAR	51.362	55.235	7,54	449.468	1.001.511	122,82
BAHRAIN	1	2.535	253.400,00	24	52.016	216.633,33
CYPRUS	852	0	-100,00	24.457	0	-100,00
EGYPT	80.446	81.688	1,54	1.728.621	1.812.380	4,85
LIBYAN ARAB JAMAHIRIYA	14.312	0	-100,00	120.278	0	-100,00
MOROCCO	2.689	6.017	123,76	75.097	166.487	121,70
TUNISIA	3.180	0	-100,00	104.800	0	-100,00
ALGERIA	4.676	0	-100,00	108.315	0	-100,00
SUDAN	31.697	68.076	114,77	86.540	803.771	828,79
ETHIOPIA	31.121	31.041	-0,26	80.152	77.923	-2,78
TANZANIA, UNITED REPUBLIC OF	2.674	0	-100,00	86.377	0	-100,00
KENYA	2.298	5.798	152,31	55.750	17.459	-68,68
GHANA	19.641	25.290	28,76	58.142	101.758	75,02
GUINEA	21.060	0	-100,00	67.500	0	-100,00
ANGOLA	12.198	0	-100,00	5.865	0	-100,00
CONGO	1.725	0	-100,00	5.040	0	-100,00
CAMEROON	843	0	-100,00	1.383	0	-100,00
NIGERIA	640.593	640.264	-0,05	1.593.865	1.715.816	7,65
COTE D'IVOIRE	11.560	4.260	-63,15	34.975	75.420	115,64
SENEGAL	2.999	0	-100,00	416.070	0	-100,00
MAURITANIA	35.469	0	-100,00	97.951	0	-100,00
BENIN	3.695	11.127	201,14	2.814	5.414	92,40
GAMBIA	0	249	--	0	244	--
UGANDA	80	11.532	14.315,00	270	70.663	26.071,48
NIGER	35	0	-100,00	26	0	-100,00
DJIBOUTI	4.875	0	-100,00	131.100	0	-100,00
SOUTH AFRICA	128.918	97.615	-24,28	2.697.334	2.068.268	-23,32
MAURITIUS	47	0	-100,00	191	0	-100,00
AUSTRALIA	507.487	461.362	-9,09	11.366.961	12.305.689	8,26
NEW ZEALAND	130.985	186.697	42,53	4.223.415	5.315.343	25,85
NEW CALEDONIA	64	1	-98,44	1.388	50	-96,40
VANUATU	1.656	216	-86,96	14.065	450	-96,80
FIJI	13	573	4.307,69	210	11.395	5.326,19
TONGA	1.152	5	-99,57	1.421	66	-95,36
EAST TIMOR	97.540	362.689	271,84	2.334.208	275.482	-88,20
UNITED STATES	4.818.384	3.853.197	-20,03	145.580.134	109.926.576	-24,49
CANADA	194.385	125.239	-35,57	8.135.820	6.696.228	-17,69
MEXICO	177.522	224.666	26,56	10.160.896	7.746.836	-23,76
GUATEMALA	15.348	6.532	-57,44	115.001	50.813	-55,82
HONDURAS	2.452	0	-100,00	17.561	0	-100,00
PANAMA	68.647	95.834	39,60	2.089.413	2.463.292	17,89
CUBA	0	224	--	0	20.400	--
CHILE	41.188	35.745	-13,22	731.822	766.786	4,78
VENEZUELA	501	2.027	304,59	236.357	214.703	-9,16
ARGENTINA	43.796	3.129	-92,86	1.349.999	357.113	-73,55
BRAZIL	123.667	148.256	19,88	4.033.175	2.859.453	-29,10
COLOMBIA	13.468	1.023	-92,40	621.274	199.170	-67,94
URUGUAY	7.445	108	-98,55	163.927	23.731	-85,52
PARAGUAY	1	4.168	416.700,00	3	118.358	3.945.166,67
ECUADOR	0	1.318	--	0	9.961	--
PERU	1.304	2.035	56,06	566.030	525.232	-7,21
PUERTO RICO	2.148	858	-60,06	656.032	172.921	-73,64
EL SALVADOR	1	9	800,00	285	1.541	440,70
COSTA RICA	1	170	16.900,00	285	34.403	11.971,23
FRENCH POLYNESIA	0	74	--	0	10.936	--
MARTINIQUE	398	0	-100,00	3.165	0	-100,00
UNITED KINGDOM	1.457.718	164.089	-88,74	14.899.998	7.853.436	-47,29
NETHERLANDS	888.446	649.401	-26,91	20.987.249	33.590.689	60,05
FRANCE	326.060	220.256	-32,45	5.992.205	3.351.475	-44,07
GERMANY, FED. REP. OF	2.070.788	1.911.555	-7,69	31.877.683	18.979.553	-40,46
AUSTRIA	24.428	2.765	-88,68	240.404	434.003	80,53
BELGIUM	3.177.043	2.793.494	-12,07	80.391.080	56.622.063	-29,57
SWITZERLAND	14.055	5.672	-59,64	758.379	723.342	-4,62
LUXEMBOURG	0	2	--	0	9	--
DENMARK	27.267	12.741	-53,27	218.349	128.663	-41,07
NORWAY	11.760	4.609	-60,81	18.534	7.271	-60,77
SWEDEN	134.469	52.863	-60,69	1.854.026	1.025.772	-44,67
FINLAND	1.024.224	48.011	-95,31	23.798.780	1.529.695	-93,57
IRELAND	2.130	0	-100,00	32.544	0	-100,00
ITALY	546.537	95.001	-82,62	12.663.689	2.866.860	-77,36
SPAIN	175.306	81.882	-53,29	4.109.581	2.122.714	-48,35
PORTUGAL	11.441	859	-92,49	321.344	137.075	-57,34
GREECE	6.597	1.031	-84,37	295.962	75.419	-74,52

TABEL 5. PERKEMBANGAN EKSPOR INDONESIA MENURUT KOMODITI DAN NEGARA TUJUAN

JENIS BARANG	BERAT BERSIH (KG)		PERUB	NILAI FOB (US \$)		PERUB
	JAN-APR 2007	JAN-APR 2008	%	JAN-APR 2007	JAN-APR 2008	%
	(1)	(2)	(3)	(4)	(5)	(6)
DEMOCRATIC REPUBLIC OF THE C	140	0	-100,00	1.238	0	-100,00
HUNGARY	187.168	111.300	-40,53	1.468.814	1.978.179	34,68
POLAND	71.887	345.259	380,28	3.199.660	11.899.788	271,91
ROMANIA	28.729	0	-100,00	644.153	0	-100,00
BULGARIA	3.076	3.067	-0,29	257.240	259.236	0,78
YUGOSLAVIA	16.447	0	-100,00	364.133	0	-100,00
ALBANIA	1.232	0	-100,00	27.534	0	-100,00
AZERBAIJAN	0	5.266	--	0	174.452	--
KAZAKHSTAN	0	2.211	--	0	456.711	--
UKRAINE	107.586	10.959	-89,81	457.848	2.244.422	390,21
ESTONIA	10.785	8.236	-23,63	52.185	40.301	-22,77
GEORGIA	0	2.926	--	0	19.772	--
CROATIA	11.998	0	-100,00	321.067	0	-100,00
SLOVAKIA	51.353	25.737	-49,88	1.695.753	1.223.003	-27,88
SLOVENIA	0	10.954	--	0	66.606	--
CZECH REPUBLIC	399.222	872.302	118,50	12.430.287	17.968.575	44,55
REP. OF MACEDONIA	2.957	0	-100,00	66.882	0	-100,00
RUSSIA FEDERATION	1.390.208	996.431	-28,33	7.827.875	11.991.086	53,18
<b>-FOTOGRAFI DAN OPTIK</b>	<b>1.849.828</b>	<b>1.202.857</b>	<b>-34,97</b>	<b>66.566.688</b>	<b>73.773.943</b>	<b>10,83</b>
JAPAN	36.192	57.301	58,33	3.980.342	6.220.989	56,29
HONG KONG	23.337	19.336	-17,14	1.978.882	778.516	-60,66
KOREA, REPUBLIC OF	1.394	2.710	94,40	48.818	57.275	17,32
TAIWAN	1.578	1.672	5,96	131.965	62.920	-52,32
CHINA	20.916	43.312	107,08	1.782.385	1.898.744	6,53
THAILAND	2.896	9.003	210,88	124.067	191.518	54,37
SINGAPORE	429.543	437.874	1,94	29.764.440	41.375.422	39,01
PHILIPPINES	5.200	19.571	276,37	1.612.810	685.558	-57,49
MALAYSIA	14.312	72.619	407,40	432.791	4.706.240	987,42
BRUNEI DARUSSALAM	0	28	--	0	500	--
NEPAL	1.243	0	-100,00	25.459	0	-100,00
VIET NAM	1.555	2.136	37,36	68.811	55.849	-18,84
INDIA	25.849	49.522	91,58	647.171	806.552	24,63
PAKISTAN	2.352	670	-71,51	12.044	14.119	17,23
BANGLADESH	2.950	381	-87,08	13.011	3.375	-74,06
SRI LANKA	1.170	335	-71,37	18.994	5.568	-70,69
IRAN (ISLAMIC REPUBLIC OF)	0	833	--	0	7.618	--
SAUDI ARABIA	2.332	553	-76,29	45.887	4.220	-90,80
LEBANON	13	0	-100,00	3.438	0	-100,00
SYRIA ARAB REPUBLIC	1.288	725	-43,71	6.300	3.827	-39,25
TURKEY	327	758	131,80	10.331	44.882	334,44
UNITED ARAB EMIRATES	4.520	5.856	29,56	126.740	129.507	2,18
CYPRUS	0	14	--	0	1.584	--
EGYPT	2.356	306	-87,01	39.236	25.681	-34,55
TUNISIA	0	6	--	0	1.845	--
ALGERIA	0	36	--	0	793	--
KENYA	0	64	--	0	1.863	--
CAMEROON	0	238	--	0	2.038	--
NIGERIA	250	81	-67,60	2.332	1.068	-54,20
SOUTH AFRICA	631	3	-99,52	13.690	27.185	98,58
MAURITIUS	150	207	38,00	6.035	9.751	61,57
AUSTRALIA	1.547	1.416	-8,47	53.499	31.390	-41,33
NEW ZEALAND	60	44	-26,67	1.175	576	-50,98
VANUATU	90	0	-100,00	283	0	-100,00
TONGA	0	151	--	0	120	--
EAST TIMOR	0	14.061	--	0	12.571	--
UNITED STATES	761.626	292.157	-61,64	15.528.299	9.022.631	-41,90
CANADA	408.838	4.393	-98,93	1.603.344	671.768	-58,10
MEXICO	0	4.537	--	0	75.389	--
PANAMA	0	392	--	0	10.849	--
ARGENTINA	0	460	--	0	5.506	--
BRAZIL	2.122	5.740	170,50	18.837	98.922	425,15
COLOMBIA	1.676	5.996	257,76	87.662	144.764	65,14
ECUADOR	149	1.782	1.095,97	38.805	137.203	253,57
PUERTO RICO	769	0	-100,00	2.617	0	-100,00
DOMINICAN REPUBLIC	1.280	1.701	32,89	45.285	35.651	-21,27
COSTA RICA	792	491	-38,01	26.684	21.478	-19,51
ARUBA	22	0	-100,00	340	0	-100,00
NETHERLANDS ANTILLES	256	0	-100,00	65.947	0	-100,00
UNITED KINGDOM	20.527	96.511	370,17	480.349	2.702.110	462,53
NETHERLANDS	867	5.413	524,34	90.921	401.586	341,69
FRANCE	4.306	10.556	145,15	146.116	693.276	374,47
GERMANY, FED. REP. OF	50.268	21.039	-58,15	6.699.880	1.462.915	-78,17
BELGIUM	36	70	94,44	1.437	405	-71,82
SWITZERLAND	315	157	-50,16	6.340	20.817	228,34
DENMARK	888	530	-40,32	37.260	90.227	142,16
NORWAY	2.440	4.376	79,34	454.350	781.409	71,98
SWEDEN	2	0	-100,00	10	0	-100,00

TABEL 5. PERKEMBANGAN EKSPOR INDONESIA MENURUT KOMODITI DAN NEGARA TUJUAN

JENIS BARANG	BERAT BERSIH (KG)		PERUB	NILAI FOB (US \$)		PERUB
	JAN-APR 2007	JAN-APR 2008	%	JAN-APR 2007	JAN-APR 2008	%
	(1)	(2)	(3)	(4)	(5)	(6)
FINLAND	28	0	-100,00	11.208	0	-100,00
ITALY	1.544	621	-59,78	38.673	13.416	-65,31
SPAIN	1.906	2.941	54,30	135.049	169.185	25,28
PORTUGAL	2.905	0	-100,00	34.858	0	-100,00
GREECE	620	57	-90,81	158	868	449,37
ROMANIA	5	0	-100,00	1.989	0	-100,00
BULGARIA	118	317	168,64	5.097	12.292	141,16
YUGOSLAVIA	17	26	52,94	5.476	9.515	73,76
SLOVAKIA	244	211	-13,52	4.970	3.740	-24,75
SLOVENIA	45	274	508,89	998	4.370	337,88
CZECH REPUBLIC	1.166	287	-75,39	42.793	13.987	-67,31
<b>-ALAT UKUR</b>	<b>308.008</b>	<b>336.781</b>	<b>9,34</b>	<b>3.509.752</b>	<b>5.590.832</b>	<b>59,29</b>
JAPAN	95	554	483,16	14.675	184.109	1.154,58
HONG KONG	1.420	0	-100,00	165.897	0	-100,00
KOREA, REPUBLIC OF	0	2	--	0	6	--
TAIWAN	41	1.241	2.926,83	140	2.994	2.038,57
CHINA	113.295	1.070	-99,06	438.713	31.258	-92,88
THAILAND	42	625	1.388,10	3.195	50.557	1.482,38
SINGAPORE	110.699	64.127	-42,07	1.411.483	982.008	-30,43
MALAYSIA	32.066	69.161	115,68	131.056	557.292	325,23
BRUNEI DARUSSALAM	0	81.327	--	0	1.377.334	--
VIET NAM	4.000	4.153	3,83	113.762	167.531	47,26
INDIA	0	64.833	--	0	760.067	--
IRAN (ISLAMIC REPUBLIC OF)	0	8	--	0	1.200	--
SAUDI ARABIA	0	539	--	0	154.000	--
KUWAIT	0	3.626	--	0	31.921	--
YEMEN	7.399	3.045	-58,85	8.596	27.750	222,82
OMAN	0	90	--	0	7.454	--
SYRIA ARAB REPUBLIC	0	176	--	0	28.430	--
UNITED ARAB EMIRATES	1.711	3.289	92,23	54.309	55.476	2,15
QATAR	1.175	44	-96,26	349.001	3.260	-99,07
EGYPT	90	0	-100,00	28.647	0	-100,00
SUDAN	0	1.420	--	0	80.299	--
KENYA	0	59	--	0	2.068	--
CONGO	102	0	-100,00	500	0	-100,00
AUSTRALIA	860	16.528	1.821,86	18.945	468.254	2.371,65
NEW ZEALAND	3	0	-100,00	401	0	-100,00
UNITED STATES	3.551	5.003	40,89	93.663	313.023	234,20
CANADA	900	24	-97,33	22.000	20.353	-7,49
COLOMBIA	2.999	0	-100,00	6.482	0	-100,00
UNITED KINGDOM	16.353	3.838	-76,53	222.143	138.716	-37,56
NETHERLANDS	3	56	1.766,67	12.061	500	-95,85
FRANCE	69	166	140,58	527	7.439	1.311,57
GERMANY, FED. REP. OF	3.116	2.585	-17,04	27.526	25.327	-7,99
BELGIUM	4.200	284	-93,24	12.084	11.340	-6,16
SWITZERLAND	1.266	8.908	603,63	5.947	100.866	1.596,08
NORWAY	760	0	-100,00	98.667	0	-100,00
DEMOCRATIC REPUBLIC OF THE CC	450	0	-100,00	18.960	0	-100,00
RUSSIA FEDERATION	1.343	0	-100,00	250.372	0	-100,00
<b>-LONCENG, ARLOJI DAN BAGIANN)</b>	<b>1.750.287</b>	<b>2.814.237</b>	<b>60,79</b>	<b>29.082.209</b>	<b>53.202.133</b>	<b>82,94</b>
JAPAN	75.607	86.010	13,76	1.860.402	1.723.338	-7,37
HONG KONG	87.727	182.517	108,05	2.051.577	2.975.769	45,05
KOREA, REPUBLIC OF	2.694	16.729	520,97	71.311	134.485	88,59
TAIWAN	247.291	274.472	10,99	995.775	1.240.913	24,62
CHINA	17.460	27.604	58,10	166.611	244.668	46,85
MACAU	6.301	5.709	-9,40	83.499	58.872	-29,49
PAPUA NEW GUINEA	3.761	1.358	-63,89	12.102	18.620	53,86
THAILAND	13.772	67.081	387,08	459.096	1.483.176	223,06
SINGAPORE	126.310	275.252	117,92	7.521.379	5.554.619	-26,15
PHILIPPINES	70.741	94.358	33,39	1.078.160	2.842.613	163,65
MALAYSIA	38.354	60.667	58,18	1.097.395	1.378.098	25,58
MYANMAR (FORM. BURMA)	904	1	-99,89	4.180	1	-99,98
VIET NAM	119.590	127.389	6,52	2.111.102	2.154.553	2,06
MALDIVES	0	9.537	--	0	62.520	--
INDIA	275.035	449.593	63,47	2.194.867	3.823.244	74,19
PAKISTAN	1	735	73.400,00	217	9.249	4.162,21
SRI LANKA	4.463	3.584	-19,70	57.349	19.814	-65,45
SAUDI ARABIA	222	1.490	571,17	184	28.103	15.173,37
LEBANON	0	1.621	--	0	25.537	--
YEMEN	525	282	-46,29	3.150	335	-89,37
OMAN	19.586	4.917	-74,90	60.436	71.159	17,74
TURKEY	0	1	--	0	13	--
UNITED ARAB EMIRATES	3.035	2.514	-17,17	154.796	46.927	-69,68
QATAR	0	244	--	0	918	--
BAHRAIN	297	15.030	4.960,61	1.350	37.179	2.654,00
EGYPT	0	59	--	0	3.560	--

TABEL 5. PERKEMBANGAN EKSPOR INDONESIA MENURUT KOMODITI DAN NEGARA TUJUAN

JENIS BARANG	BERAT BERSIH (KG)		PERUB	NILAI FOB (US \$)		PERUB
	JAN-APR 2007	JAN-APR 2008	%	JAN-APR 2007	JAN-APR 2008	%
	(1)	(2)	(3)	(4)	(5)	(6)
MOROCCO	52.765	52.795	0,06	387.354	498.717	28,75
TUNISIA	45	219	386,67	1.242	5.484	341,55
SUDAN	0	6.176	--	0	85.832	--
MADAGASCAR	5	0	-100,00	78	0	-100,00
KENYA	47	0	-100,00	883	0	-100,00
REUNION	416	0	-100,00	497	0	-100,00
MOZAMBIQUE	0	15.023	--	0	132.658	--
GUINEA	4	0	-100,00	25	0	-100,00
ANGOLA	0	32.880	--	0	234.060	--
CONGO	182	0	-100,00	43	0	-100,00
CAMEROON	0	43.500	--	0	417.898	--
NIGERIA	18.368	968	-94,73	128.883	20.179	-84,34
GABON	0	1.370	--	0	14.330	--
COTE D'IVOIRE	33.872	56.497	66,80	357.610	528.014	47,65
SENEGAL	36.801	48.561	31,96	210.284	353.563	68,14
BURKINA FASO	22.921	0	-100,00	263.858	0	-100,00
SOUTH AFRICA	17.212	24.063	39,80	225.335	221.839	-1,55
ZAMBIA	0	653	--	0	11.725	--
MAURITIUS	4	0	-100,00	19	0	-100,00
AUSTRALIA	88.046	35.755	-59,39	1.061.860	685.863	-35,41
NEW ZEALAND	7.582	3.675	-51,53	106.738	106.577	-0,15
FIJI	1	3.190	318.900,00	1	28.694	2.869.300,00
EAST TIMOR	48	1.677	3.393,75	6.299	1.188	-81,14
UNITED STATES	105.347	124.027	17,73	1.975.162	2.960.516	49,89
CANADA	1.001	2.162	115,98	55.344	51.879	-6,26
MEXICO	6.684	6.582	-1,53	159.398	125.196	-21,46
HONDURAS	0	5	--	0	2.594	--
CUBA	59	395	569,49	1.530	22.129	1.346,34
CHILE	10.235	6.934	-32,25	197.674	127.812	-35,34
VENEZUELA	20	7	-65,00	428	31	-92,76
ARGENTINA	0	1.950	--	0	44.625	--
BRAZIL	974	5.522	466,94	6.093	765.728	12.467,34
COLOMBIA	351	392	11,68	6.362	10.169	59,84
BOLIVIA	0	100	--	0	412	--
URUGUAY	0	2	--	0	10	--
HAITI	1.035	0	-100,00	13.166	0	-100,00
UNITED KINGDOM	69.281	22.019	-68,22	979.514	589.980	-39,77
NETHERLANDS	214	776	262,62	15.867	73.337	362,20
FRANCE	14.685	511.305	3.381,82	609.864	16.653.770	2.630,74
GERMANY, FED. REP. OF	60.811	44.208	-27,30	1.051.580	2.328.586	121,44
AUSTRIA	57	266	366,67	2.997	14.225	374,64
BELGIUM	1.265	0	-100,00	133	0	-100,00
SWITZERLAND	284	4.487	1.479,93	23.590	29.692	25,87
DENMARK	8	0	-100,00	5.200	0	-100,00
SWEDEN	287	1.881	555,40	14.317	65.038	354,27
FINLAND	88	0	-100,00	2.747	0	-100,00
IRELAND	0	3.202	--	0	412.866	--
ITALY	536	762	42,16	8.484	6.892	-18,76
SPAIN	1.824	3.012	65,13	31.663	106.408	236,06
PORTUGAL	33.487	30.820	-7,96	737.072	1.081.490	46,73
GREECE	0	146	--	0	784	--
DEMOCRATIC REPUBLIC OF THE C	317	0	-100,00	2.800	0	-100,00
HUNGARY	369	2.579	598,92	6.865	240.556	3.404,09
POLAND	0	18	--	0	502	--
ROMANIA	60	219	265,00	1.328	5.483	312,88
MOLDOVA, REPUBLIC OF	23.203	70	-99,70	189.604	10.661	-94,38
ESTONIA	0	1	--	0	6	--
GEORGIA	18.155	1	-99,99	163.900	14	-99,99
SLOVAKIA	0	574	--	0	81.598	--
CZECH REPUBLIC	7.601	4.056	-46,64	82.536	104.190	26,24
RUSSIA FEDERATION	54	1	-98,15	1.044	50	-95,21
<b>-COKLAT OLAHAN</b>	<b>43.610.261</b>	<b>48.257.918</b>	<b>10,66</b>	<b>90.985.579</b>	<b>126.412.208</b>	<b>38,94</b>
JAPAN	457.855	250.987	-45,18	1.297.376	853.050	-34,25
HONG KONG	80.929	46.060	-43,09	182.596	133.801	-26,72
KOREA, REPUBLIC OF	455.195	225.534	-50,45	1.011.745	525.097	-48,10
TAIWAN	34.726	65.446	88,46	87.233	127.339	45,98
CHINA	1.140.057	1.952.829	71,29	931.387	1.426.929	53,20
MONGOLIA	0	13.999	--	0	18.650	--
PAPUA NEW GUINEA	1.859	4.000	115,17	2.550	6.360	149,41
THAILAND	1.087.313	836.763	-23,04	1.750.725	1.646.976	-5,93
SINGAPORE	710.639	508.707	-28,42	1.300.946	916.466	-29,55
PHILIPPINES	3.154.941	2.890.742	-8,37	2.396.374	2.603.742	8,65
MALAYSIA	5.046.987	2.956.395	-41,42	2.938.558	3.369.557	14,67
MYANMAR (FORM. BURMA)	5.000	5.000	0,00	5.181	6.390	23,34
BRUNEI DARUSSALAM	42.256	53.139	25,75	94.990	164.427	73,10
VIET NAM	23.982	97.139	305,05	35.923	89.610	149,45
MALDIVES	11.121	10.371	-6,74	23.599	28.465	20,62

TABEL 5. PERKEMBANGAN EKSPOR INDONESIA MENURUT KOMODITI DAN NEGARA TUJUAN

JENIS BARANG	BERAT BERSIH (KG)		PERUB	NILAI FOB (US \$)		PERUB
	JAN-APR 2007	JAN-APR 2008	%	JAN-APR 2007	JAN-APR 2008	%
	(1)	(2)	(3)	(4)	(5)	(6)
INDIA	318.889	376.336	18,01	319.210	502.321	57,36
PAKISTAN	278.260	218.543	-21,46	224.577	194.893	-13,22
BANGLADESH	19.006	29.753	56,55	42.410	84.431	99,08
SRI LANKA	94.797	98.000	3,38	99.781	75.374	-24,46
IRAN (ISLAMIC REPUBLIC OF)	15.753	338.999	2.051,96	30.741	286.525	832,06
SAUDI ARABIA	45.092	85.169	88,88	96.750	153.803	58,97
KUWAIT	58.171	81.544	40,18	101.067	162.667	60,95
JORDAN	186	3.799	1.942,47	577	12.435	2.055,11
YEMEN	42.562	86.635	103,55	61.250	164.601	168,74
OMAN	7.381	25.045	239,32	15.406	50.640	228,70
TURKEY	379.000	209.000	-44,85	280.250	179.538	-35,94
UNITED ARAB EMIRATES	894.218	1.109.263	24,05	2.964.766	4.478.326	51,05
QATAR	189	266	40,74	798	1.280	60,40
BAHRAIN	56.115	36.112	-35,65	135.138	92.496	-31,55
EGYPT	161.200	160.599	-0,37	528.722	524.504	-0,80
SUDAN	194	140	-27,84	896	640	-28,57
NAMIBIA	0	3.823	--	0	8.405	--
MADAGASCAR	51.949	0	-100,00	48.498	0	-100,00
KENYA	70.967	95.064	33,96	191.754	162.394	-15,31
GHANA	0	45.630	--	0	70.980	--
GUINEA	0	24.367	--	0	58.800	--
ANGOLA	0	30.699	--	0	32.803	--
CAMEROON	15.210	5.620	-63,05	22.815	11.115	-51,28
SIERRA LEONE	14.000	2.459	-82,44	10.640	7.700	-27,63
MAURITANIA	15.210	15.210	0,00	22.604	24.083	6,54
MALI	0	2.860	--	0	7.700	--
BENIN	0	2.250	--	0	1.665	--
GAMBIA	354	0	-100,00	663	0	-100,00
SEYCHELLES	3.564	0	-100,00	14.756	0	-100,00
SOUTH AFRICA	1.009.858	522.748	-48,24	2.100.100	704.589	-66,45
MAURITIUS	103.123	97.904	-5,06	193.931	215.719	11,23
AUSTRALIA	2.944.587	2.922.431	-0,75	9.560.433	12.761.855	33,49
NEW ZEALAND	380.472	470.997	23,79	819.404	1.263.310	54,17
VANUATU	4.643	448	-90,35	14.119	678	-95,20
AMERICAN SAMOA	0	9.954	--	0	11.777	--
FIJI	20.540	40.534	97,34	54.736	87.561	59,97
KIRIBATI	0	43	--	0	94	--
SAMOA	0	7.265	--	0	14.824	--
SOLOMON ISLANDS	4.097	4.386	7,05	7.717	10.263	32,99
TONGA	2.101	8.116	286,29	4.826	13.277	175,11
EAST TIMOR	0	9.774	--	0	17.964	--
UNITED STATES	7.555.778	9.922.780	31,33	25.633.570	43.245.119	68,71
MEXICO	615.000	507.000	-17,56	397.590	430.399	8,25
CHILE	64.000	300.000	368,75	38.140	230.750	505,01
VENEZUELA	12.800	0	-100,00	7.040	0	-100,00
ARGENTINA	447.039	83.999	-81,21	239.914	70.000	-70,82
BRAZIL	1.362.220	1.190.384	-12,61	775.810	710.042	-8,48
COLOMBIA	20.000	600.000	2.900,00	12.700	292.800	2.205,51
URUGUAY	459.999	178.000	-61,30	187.800	109.260	-41,82
ECUADOR	0	140.000	--	0	76.500	--
COSTA RICA	0	20.000	--	0	9.000	--
UNITED KINGDOM	248.443	109.397	-55,97	697.735	72.327	-89,63
NETHERLANDS	2.540.285	3.040.340	19,68	9.473.628	14.369.434	51,68
FRANCE	3.130.300	3.970.812	26,85	12.721.633	19.014.723	49,47
GERMANY, FED. REP. OF	1.004.000	931.136	-7,26	2.221.475	2.447.568	10,18
BELGIUM	2.292.000	1.347.000	-41,23	6.665.463	3.744.303	-43,83
SWITZERLAND	575	22.805	3.866,09	12.588	182.905	1.353,01
ITALY	95	720	657,89	3	2.736	91.100,00
SPAIN	4.213.150	6.827.599	62,05	1.626.169	3.494.594	114,90
PORTUGAL	2.668	1.866	-30,06	4.000	3.900	-2,50
GREECE	63.000	0	-100,00	27.090	0	-100,00
HUNGARY	42.807	44.500	3,95	47.338	30.560	-35,44
BULGARIA	16.000	0	-100,00	9.600	0	-100,00
ARMENIA	35	0	-100,00	178	0	-100,00
UKRAINE	83.499	33.500	-59,88	50.315	21.726	-56,82
UZBEKISTAN	0	25.000	--	0	21.250	--
LITHUANIA	56.000	200.000	257,14	42.560	171.500	302,96
LATVIA	14.000	0	-100,00	10.780	0	-100,00
ESTONIA	0	1.124.000	--	0	2.445.573	--
GEORGIA	0	1.876	--	0	3.000	--
CROATIA	42.000	67.499	60,71	25.130	57.170	127,50
RUSSIA FEDERATION	60.020	468.809	681,09	28.812	786.180	2.628,65
<b>-GULA TETES</b>	<b>68.611.888</b>	<b>223.338.352</b>	<b>225,51</b>	<b>5.232.194</b>	<b>13.170.895</b>	<b>151,73</b>
JAPAN	0	7.048.157	--	0	422.889	--
HONG KONG	0	108.000	--	0	57.132	--
KOREA, REPUBLIC OF	35.800.001	30.558.066	-14,64	2.452.873	1.821.330	-25,75
TAIWAN	22.553.376	96.760.033	329,03	1.876.595	5.438.469	189,81

TABEL 5. PERKEMBANGAN EKSPOR INDONESIA MENURUT KOMODITI DAN NEGARA TUJUAN

JENIS BARANG	BERAT BERSIH (KG)		PERUB	NILAI FOB (US \$)		PERUB
	JAN-APR 2007	JAN-APR 2008	%	JAN-APR 2007	JAN-APR 2008	%
(1)	(2)	(3)	(4)	(5)	(6)	(7)
PAPUA NEW GUINEA	3.084	9.989	223,90	7.070	18.486	161,47
SINGAPORE	10.079	8.303	-17,62	9.506	39.088	311,19
MALAYSIA	83.578	26.810	-67,92	22.105	30.005	35,74
VIET NAM	10.160.358	88.814.938	774,13	861.579	5.337.763	519,53
UNITED ARAB EMIRATES	0	10	--	0	13	--
AUSTRALIA	1.406	0	-100,00	2.398	0	-100,00
VANUATU	0	3.618	--	0	4.565	--
UNITED STATES	6	428	7.033,33	68	1.155	1.598,53
<b>-KERUPUK UDANG</b>	<b>2.251.236</b>	<b>2.746.813</b>	<b>22,01</b>	<b>3.816.346</b>	<b>4.527.195</b>	<b>18,63</b>
JAPAN	46.259	71.317	54,17	74.865	114.932	53,52
HONG KONG	47.738	62.740	31,43	337.495	120.160	-64,40
KOREA, REPUBLIC OF	181.721	306.114	68,45	262.220	452.403	72,53
TAIWAN	45.338	7.309	-83,88	15.073	7.317	-51,46
CHINA	0	2.400	--	0	2.880	--
SINGAPORE	27.954	71.474	155,68	49.678	118.521	138,58
MALAYSIA	66.535	136.465	105,10	42.381	72.293	70,58
BRUNEI DARUSSALAM	0	70	--	0	53	--
SAUDI ARABIA	46.577	81.819	75,66	52.761	89.499	69,63
UNITED ARAB EMIRATES	24.947	22.725	-8,91	29.517	27.944	-5,33
AUSTRALIA	64.152	57.322	-10,65	121.248	97.150	-19,87
NEW ZEALAND	40.217	572	-98,58	59.649	2.158	-96,38
UNITED STATES	41.648	62.817	50,83	113.209	161.145	42,34
CANADA	1.500	4.000	166,67	3.760	7.720	105,32
UNITED KINGDOM	206.636	337.100	63,14	316.060	466.907	47,73
NETHERLANDS	1.237.573	1.340.009	8,28	2.062.256	2.391.034	15,94
FRANCE	105.856	127.710	20,65	207.305	329.542	58,96
BELGIUM	41.465	42.250	1,89	32.906	44.947	36,59
SPAIN	11.520	12.600	9,38	21.311	20.590	-3,38
ROMANIA	13.600	0	-100,00	14.652	0	-100,00
<b>-BUAH/SAYURAN OLAHAN</b>	<b>135.543.907</b>	<b>177.513.836</b>	<b>30,96</b>	<b>84.330.869</b>	<b>136.903.704</b>	<b>62,34</b>
JAPAN	5.187.151	5.616.948	8,29	4.685.549	5.452.374	16,37
HONG KONG	1.087.049	274.180	-74,78	1.382.144	355.767	-74,26
KOREA, REPUBLIC OF	2.350.539	2.676.859	13,88	1.411.985	1.912.420	35,44
TAIWAN	3.519.831	2.910.964	-17,30	1.444.065	1.622.635	12,37
CHINA	3.121.009	1.633.673	-47,66	712.286	598.275	-16,01
THAILAND	27.693	112.261	305,38	26.281	191.472	628,56
SINGAPORE	31.054.717	18.303.024	-41,06	19.135.872	15.822.147	-17,32
PHILIPPINES	86.294	66.171	-23,32	98.762	92.696	-6,14
MALAYSIA	25.933.058	19.713.423	-23,98	4.068.810	3.580.538	-12,00
CAMBODIA	11	0	-100,00	20	0	-100,00
BRUNEI DARUSSALAM	48.173	106.866	121,84	98.307	122.096	24,20
NEPAL	69.813	0	-100,00	100.121	0	-100,00
VIET NAM	5.300.681	5.660.336	6,79	3.679.174	5.039.883	36,98
MALDIVES	18.236	13.391	-26,57	21.586	22.719	5,25
INDIA	22.499.411	15.878.668	-29,43	14.945.369	13.001.982	-13,00
PAKISTAN	362.038	1.193.447	229,65	231.880	751.954	224,29
SRI LANKA	500	36.199	7.139,80	1.713	45.348	2.547,29
IRAN (ISLAMIC REPUBLIC OF)	87.727	169.705	93,45	26.452	162.550	514,51
SAUDI ARABIA	204.413	827.817	304,97	235.417	832.107	253,46
ISRAEL	0	887.663	--	0	971.178	--
KUWAIT	124.658	23.150	-81,43	67.556	30.327	-55,11
JORDAN	164.589	137.790	-16,28	233.441	331.960	42,20
LEBANON	155.375	169.548	9,12	651.345	721.187	10,72
YEMEN	700	12.500	1.685,71	10.848	14.750	35,97
SYRIA ARAB REPUBLIC	57.261	115.817	102,26	246.296	597.668	142,66
TURKEY	225.025	287.700	27,85	149.269	298.424	99,92
UNITED ARAB EMIRATES	847.624	959.120	13,15	664.263	1.198.243	80,39
QATAR	25.158	668	-97,34	14.592	793	-94,57
BAHRAIN	48.600	35.712	-26,52	30.587	47.330	54,74
CYPRUS	12.500	0	-100,00	9.375	0	-100,00
EGYPT	837.982	269.260	-67,87	448.788	147.340	-67,17
MOROCCO	100.000	0	-100,00	64.250	0	-100,00
ALGERIA	57.130	0	-100,00	33.790	0	-100,00
SUDAN	0	37.006	--	0	45.809	--
KENYA	12.500	0	-100,00	2.500	0	-100,00
UGANDA	0	264	--	0	770	--
SOUTH AFRICA	309.934	1.400.198	351,77	178.581	1.149.694	543,79
MAURITIUS	26.390	37.500	42,10	20.882	40.125	92,15
AUSTRALIA	360.084	715.737	98,77	267.100	1.159.839	334,23
NEW ZEALAND	166.900	73.480	-55,97	151.201	90.212	-40,34
NEW CALEDONIA	11.488	15.000	30,57	10.160	18.000	77,17
VANUATU	868	1.933	122,70	2.542	2.244	-11,72
AMERICAN SAMOA	0	796	--	0	2.444	--
FIJI	684	1.085	58,63	1.228	1.817	47,96
KIRIBATI	0	817	--	0	1.760	--
SAMOA	0	2.271	--	0	5.206	--

TABEL 5. PERKEMBANGAN EKSPOR INDONESIA MENURUT KOMODITI DAN NEGARA TUJUAN

JENIS BARANG	BERAT BERSIH (KG)		PERUB	NILAI FOB (US \$)		PERUB
	JAN-APR 2007	JAN-APR 2008	%	JAN-APR 2007	JAN-APR 2008	%
	(1)	(2)	(3)	(4)	(5)	(6)
SOLOMON ISLANDS	0	38.406	--	0	40.715	--
TONGA	0	641	--	0	1.248	--
EAST TIMOR	0	56.417	--	0	31.970	--
UNITED STATES	11.999.249	29.685.609	147,40	15.241.855	30.301.494	98,80
CANADA	130.558	128.621	-1,48	495.408	350.536	-29,24
MEXICO	103.340	323.132	212,69	112.400	198.200	76,33
PANAMA	0	33.671	--	0	36.883	--
CHILE	464.274	1.344.408	189,57	255.310	948.213	271,40
ARGENTINA	1.503.488	6.862.686	356,45	989.864	4.663.885	371,16
BRAZIL	426.000	201.500	-52,70	352.520	210.475	-40,29
URUGUAY	430.000	155.787	-63,77	260.145	135.704	-47,84
PARAGUAY	87.500	75.000	-14,29	33.438	86.875	159,81
PERU	153.500	177.632	15,72	49.356	117.050	137,15
JAMAICA	0	50.000	--	0	51.250	--
PUERTO RICO	0	112.078	--	0	102.763	--
COSTA RICA	0	67.540	--	0	63.571	--
FRENCH POLYNESIA	10.000	0	-100,00	8.360	0	-100,00
UNITED KINGDOM	585.637	2.600.108	343,98	527.568	1.763.579	234,28
NETHERLANDS	1.584.763	9.775.914	516,87	1.362.445	4.857.324	256,52
FRANCE	555.494	2.139.058	285,07	474.976	1.854.771	290,50
GERMANY, FED. REP. OF	4.405.048	14.731.709	234,43	2.950.791	8.258.949	179,89
AUSTRIA	490.387	2.044.185	316,85	273.852	1.442.702	426,82
BELGIUM	467.503	2.861.657	512,12	406.569	2.641.921	549,81
SWITZERLAND	0	17.850	--	0	6.431	--
DENMARK	145.453	341.230	134,60	65.922	314.927	377,73
NORWAY	13.620	331.120	2.331,13	12.750	433.614	3.300,89
SWEDEN	214.468	559.907	161,07	139.937	415.026	196,58
FINLAND	512.291	2.654.881	418,24	249.527	2.136.242	756,12
IRELAND	60.000	12.500	-79,17	27.555	11.875	-56,90
ITALY	532.720	2.838.269	432,79	332.840	2.381.824	615,61
SPAIN	1.489.561	12.439.201	735,09	1.208.281	12.950.981	971,85
PORTUGAL	112.250	228.680	103,72	81.006	304.654	276,09
GREECE	244.620	654.994	167,76	87.295	480.593	450,54
HUNGARY	87.425	0	-100,00	52.079	0	-100,00
POLAND	1.304.750	326.867	-74,95	923.813	349.704	-62,15
ROMANIA	0	462.871	--	0	315.185	--
BULGARIA	25.000	0	-100,00	5.000	0	-100,00
YUGOSLAVIA	35.202	92.932	164,00	16.650	55.720	234,65
ARMENIA	12.500	0	-100,00	10.125	0	-100,00
BELARUS	0	92.040	--	0	68.640	--
KAZAKHSTAN	90.000	25.000	-72,22	71.365	28.000	-60,77
UKRAINE	195.557	891.201	355,72	94.252	662.518	602,92
UZBEKISTAN	12.500	0	-100,00	7.625	0	-100,00
LITHUANIA	71.773	68.155	-5,04	47.518	70.232	47,80
LATVIA	172.350	0	-100,00	118.743	0	-100,00
ESTONIA	0	128.720	--	0	46.305	--
GEORGIA	13.850	126.000	809,75	3.461	78.750	2.175,35
CROATIA	45.000	21.455	-52,32	31.725	22.934	-27,71
BOSNIA AND HERZEGOVINA	13.000	22.500	73,08	2.500	24.750	890,00
SLOVAKIA	25.000	0	-100,00	20.000	0	-100,00
SLOVENIA	219.228	124.732	-43,10	139.554	85.660	-38,62
CZECH REPUBLIC	42.622	0	-100,00	22.226	0	-100,00
RUSSIA FEDERATION	1.952.632	1.208.025	-38,13	1.199.876	1.014.978	-15,41
<b>-MINUMAN OLAHAN</b>	<b>23.495.130</b>	<b>28.221.302</b>	<b>20,12</b>	<b>13.138.975</b>	<b>20.648.262</b>	<b>57,15</b>
JAPAN	8.789.198	7.316.366	-16,76	4.460.031	3.356.777	-24,74
HONG KONG	438.044	1.091.115	149,09	670.181	1.083.305	61,64
KOREA, REPUBLIC OF	12.042	23.906	98,52	23.299	34.768	49,23
TAIWAN	450.402	718.709	59,57	330.036	567.481	71,95
CHINA	1.183	54.730	4.526,37	752	43.695	5.710,51
MONGOLIA	16.981	15.866	-6,57	9.774	9.342	-4,42
PAPUA NEW GUINEA	131.438	179.064	36,23	1.291.319	1.954.530	51,36
THAILAND	580.576	1.165.620	100,77	337.780	761.974	125,58
SINGAPORE	7.108.850	8.459.307	19,00	2.407.168	3.838.186	59,45
PHILIPPINES	682.311	539.983	-20,86	397.270	367.449	-7,51
MALAYSIA	811.830	1.578.231	94,40	868.042	3.513.392	304,75
CAMBODIA	0	150.846	--	0	171.659	--
BRUNEI DARUSSALAM	417.591	697.440	67,02	224.249	554.724	147,37
VIET NAM	633.207	575.941	-9,04	488.132	1.197.544	145,33
MALDIVES	114.257	98.079	-14,16	88.213	82.896	-6,03
INDIA	17.932	0	-100,00	11.250	0	-100,00
BANGLADESH	1.801	0	-100,00	910	0	-100,00
SRI LANKA	0	18.800	--	0	16.559	--
SAUDI ARABIA	83.466	171.147	105,05	49.357	48.040	-2,67
JORDAN	0	22.162	--	0	58.567	--
LEBANON	24.588	0	-100,00	78.790	0	-100,00
YEMEN	0	14.780	--	0	3.695	--
OMAN	274.134	91.378	-66,67	179.439	59.813	-66,67

TABEL 5. PERKEMBANGAN EKSPOR INDONESIA MENURUT KOMODITI DAN NEGARA TUJUAN

JENIS BARANG	BERAT BERSIH (KG)		PERUB	NILAI FOB (US \$)		PERUB
	JAN-APR 2007	JAN-APR 2008	%	JAN-APR 2007	JAN-APR 2008	%
	(1)	(2)	(3)	(4)	(5)	(6)
UNITED ARAB EMIRATES	438.329	1.210.626	176,19	431.624	1.087.817	152,03
QATAR	20.324	26.155	28,69	13.911	135.437	873,60
EGYPT	0	54.827	--	0	21.164	--
LIBYAN ARAB JAMAHIRIYA	0	14.275	--	0	47.301	--
TOGO	12	35.864	298.766,67	12	27.000	224.900,00
GHANA	17.664	0	-100,00	13.455	0	-100,00
SIERRA LEONE	17.664	17.664	0,00	13.455	13.800	2,56
SENEGAL	14.410	0	-100,00	7.281	0	-100,00
BENIN	50.943	45.973	-9,76	35.158	34.900	-0,73
GAMBIA	1.611	0	-100,00	3.014	0	-100,00
UGANDA	0	68	--	0	215	--
SOUTH AFRICA	17.932	35.866	100,01	9.563	27.004	182,38
COMOROS	4.544	0	-100,00	800	0	-100,00
MAURITIUS	0	110	--	0	709	--
AUSTRALIA	1.712.472	490.123	-71,38	272.581	625.618	129,52
NEW ZEALAND	3.433	2.468	-28,11	12.875	7.071	-45,08
MICRONESIA, FEDERATED STATES	5.127	0	-100,00	10.767	0	-100,00
GUAM	9.692	9.568	-1,28	9.540	10.800	13,21
NORTHERN MARIANA ISLANDS	163	0	-100,00	360	0	-100,00
VANUATU	129.004	62.939	-51,21	34.202	14.667	-57,12
AMERICAN SAMOA	75.931	50.002	-34,15	8.405	17.243	105,15
FIJI	13.463	0	-100,00	4.637	0	-100,00
MARSHALL ISLANDS	0	17.957	--	0	2.085	--
SAMOA	0	3.041	--	0	4.235	--
SOLOMON ISLANDS	208.515	171.383	-17,81	50.895	31.720	-37,68
TONGA	898	81.014	8.921,60	3.802	51.085	1.243,63
EAST TIMOR	5.253	2.539.573	48.245,19	1.499	433.241	28.802,00
UNITED STATES	53.335	56.261	5,49	81.904	17.965	-78,07
CANADA	19.709	5	-99,97	37.050	5	-99,99
DOMINICAN REPUBLIC	9.550	0	-100,00	10.200	0	-100,00
CAPE VERDE	15.293	0	-100,00	8.424	0	-100,00
UNITED KINGDOM	9.632	9.564	-0,71	9.123	10.020	9,83
NETHERLANDS	29.141	141.506	385,59	22.149	253.017	1.042,34
GERMANY, FED. REP. OF	512	1.007	96,68	620	28.184	4.445,81
SWEDEN	0	579	--	0	92	--
IRELAND	68	159	133,82	52	78	50,00
SPAIN	14.675	0	-100,00	72.525	0	-100,00
PORTUGAL	0	159.255	--	0	21.393	--
GREECE	6.000	0	-100,00	43.100	0	-100,00
<b>-ROKOK DAN TEMBAKAU OLAHAN</b>	<b>25.977.100</b>	<b>27.128.452</b>	<b>4,43</b>	<b>130.102.036</b>	<b>134.649.910</b>	<b>3,50</b>
JAPAN	109.544	72.759	-33,58	1.625.093	801.125	-50,70
HONG KONG	8.643	3.603	-58,31	128.846	18.589	-85,57
KOREA, DEMOCRATIC PEOPLE'S RE	48	0	-100,00	246	0	-100,00
KOREA, REPUBLIC OF	5.217	812	-84,44	28.591	9.989	-65,06
TAIWAN	3.263	3.955	21,21	22.382	29.501	31,81
CHINA	0	28.632	--	0	222.858	--
MACAU	28.200	47.000	66,67	122.061	211.910	73,61
THAILAND	1.941.130	2.852.029	46,93	7.011.940	11.653.070	66,19
SINGAPORE	1.952.517	3.575.225	83,11	23.710.090	31.927.518	34,66
PHILIPPINES	558.553	231.709	-58,52	2.747.522	1.452.138	-47,15
MALAYSIA	4.157.791	3.244.824	-21,96	24.316.201	23.500.314	-3,36
CAMBODIA	7.810.815	8.848.612	13,29	28.146.635	35.704.230	26,85
BRUNEI DARUSSALAM	11.592	29.192	151,83	92.277	306.503	232,16
LAO PEOPLE'S DEMOCRATIC REPU	77	31	-59,74	290	132	-54,48
VIET NAM	1.018.471	607.691	-40,33	5.486.986	3.682.956	-32,88
INDIA	0	2.730	--	0	2.730	--
PAKISTAN	114.260	715	-99,37	438.479	3.386	-99,23
SRI LANKA	44.038	10	-99,98	735.047	209	-99,97
IRAN (ISLAMIC REPUBLIC OF)	0	11.034	--	0	119.127	--
SAUDI ARABIA	16.233	45.544	180,56	182.080	531.600	191,96
JORDAN	273.796	0	-100,00	1.037.835	0	-100,00
LEBANON	38.304	12.601	-67,10	143.640	49.740	-65,37
TURKEY	829.179	584.940	-29,46	3.164.290	2.360.100	-25,41
UNITED ARAB EMIRATES	92.545	338.718	266,00	627.910	1.261.859	100,96
QATAR	1.063	2.375	123,42	11.033	22.849	107,10
BAHRAIN	0	452	--	0	14.092	--
CYPRUS	68	2.051	2.916,18	1.540	35.020	2.174,03
EGYPT	48.728	160.000	228,35	110.930	240.000	116,35
TUNISIA	51.058	19.805	-61,21	80.285	41.789	-47,95
NIGERIA	0	11	--	0	60	--
SOUTH AFRICA	40.319	325	-99,19	32.291	3.825	-88,15
AUSTRALIA	1.532.623	456.156	-70,24	5.179.373	1.929.346	-62,75
EAST TIMOR	0	72.968	--	0	949.506	--
UNITED STATES	1.307.946	2.021.406	54,55	4.837.750	4.914.655	1,59
CANADA	34.919	635	-98,18	151.725	11.390	-92,49
MEXICO	0	89	--	0	487	--
HONDURAS	18.060	0	-100,00	37.581	0	-100,00



TABEL 5. PERKEMBANGAN EKSPOR INDONESIA MENURUT KOMODITI DAN NEGARA TUJUAN

JENIS BARANG	BERAT BERSIH (KG)		PERUB	NILAI FOB (US \$)		PERUB
	JAN-APR 2007	JAN-APR 2008	%	JAN-APR 2007	JAN-APR 2008	%
	(1)	(2)	(3)	(4)	(5)	(6)
NICARAGUA	54.142	18.000	-66,75	142.456	57.540	-59,61
BRAZIL	66.680	34.894	-47,67	361.798	219.301	-39,39
COLOMBIA	0	960	--	0	14.573	--
BOLIVIA	5.010	0	-100,00	56.400	0	-100,00
PARAGUAY	74.094	244.118	229,47	1.080.140	1.387.757	28,48
PERU	0	746	--	0	5.850	--
PUERTO RICO	215.984	0	-100,00	329.371	0	-100,00
DOMINICAN REPUBLIC	165.346	0	-100,00	2.893.393	0	-100,00
ARUBA	0	143	--	0	605	--
NORFOLK ISLANDS	0	118.800	--	0	5.940	--
UNITED KINGDOM	164	219	33,54	2.383	4.115	72,68
NETHERLANDS	353.830	177.602	-49,81	2.250.910	1.452.489	-35,47
FRANCE	36.143	221.685	513,36	36.655	83.850	128,75
GERMANY, FED. REP. OF	1.047.852	189.349	-81,93	4.542.044	1.010.897	-77,74
AUSTRIA	495	2.612	427,68	7.875	25.090	218,60
BELGIUM	922.070	1.345.494	45,92	3.445.697	4.912.264	42,56
SWITZERLAND	23.510	32.653	38,89	42.505	47.909	12,71
DENMARK	47.882	235.725	392,30	844.296	1.289.276	52,70
NORWAY	118.928	59	-99,95	350.844	2.267	-99,35
SWEDEN	0	30.095	--	0	131.857	--
ITALY	0	405.935	--	0	1.154.921	--
SPAIN	131.698	33.863	-74,29	1.923.380	197.660	-89,72
PORTUGAL	43.200	0	-100,00	184.086	0	-100,00
HUNGARY	330	462	40,00	4.955	7.617	53,72
POLAND	209.632	20.000	-90,46	1.009.512	16.000	-98,42
ROMANIA	19.800	286	-98,56	98.208	4.680	-95,23
KAZAKHSTAN	19.800	0	-100,00	9.900	0	-100,00
UKRAINE	76.299	53.552	-29,81	62.900	58.371	-7,20
LITHUANIA	75	0	-100,00	1.992	0	-100,00
CZECH REPUBLIC	623	1.456	133,71	10.488	14.439	37,67
RUSSIA FEDERATION	294.513	681.105	131,26	198.899	532.039	167,49
<b>-DAGING TERNAK</b>	<b>1.095.612</b>	<b>1.376.617</b>	<b>25,65</b>	<b>4.010.074</b>	<b>5.567.446</b>	<b>38,84</b>
JAPAN	2.823	32.298	1.044,10	18.049	81.124	349,47
HONG KONG	80.206	80.924	0,90	123.977	241.949	95,16
KOREA, REPUBLIC OF	11.195	19.547	74,60	50.529	93.899	85,83
TAIWAN	0	1.000	--	0	2.000	--
SINGAPORE	13.616	13.570	-0,34	24.146	24.934	3,26
MALAYSIA	5.558	27.097	387,53	5.607	17.864	218,60
AUSTRALIA	0	10	--	0	14	--
UNITED STATES	5	0	-100,00	11	0	-100,00
CANADA	17.868	0	-100,00	88.131	0	-100,00
NETHERLANDS	219.582	234.398	6,75	808.261	1.051.859	30,14
FRANCE	198.284	198.347	0,03	838.708	829.183	-1,14
BELGIUM	511.804	717.838	40,26	1.911.411	2.998.735	56,89
SWITZERLAND	34.671	23.688	-31,68	141.244	102.081	-27,73
SPAIN	0	20.160	--	0	83.472	--
CROATIA	0	7.740	--	0	40.332	--
<b>-DAGING UNGGAS</b>	<b>28</b>	<b>80.000</b>	<b>285.614,29</b>	<b>16.400</b>	<b>85.500</b>	<b>421,34</b>
VIET NAM	0	80.000	--	0	85.500	--
CANADA	28	0	-100,00	16.400	0	-100,00
<b>-IKAN OLAHAN</b>	<b>50.487.629</b>	<b>59.837.700</b>	<b>18,52</b>	<b>172.456.068</b>	<b>232.875.051</b>	<b>35,03</b>
JAPAN	9.851.995	9.870.869	0,19	31.610.234	36.869.230	16,64
HONG KONG	504.988	644.114	27,55	2.958.082	4.053.211	37,02
KOREA, REPUBLIC OF	1.139.625	2.362.250	107,28	1.409.122	5.135.311	264,43
TAIWAN	823.503	1.458.224	77,08	1.072.242	2.179.280	103,25
CHINA	362.664	388.803	7,21	703.784	259.518	-63,13
THAILAND	2.237.591	1.999.023	-10,66	703.546	1.335.996	89,89
SINGAPORE	2.933.175	2.681.023	-8,60	4.140.319	4.620.698	11,60
PHILIPPINES	25.862	54.443	110,51	45.315	65.505	44,55
MALAYSIA	1.897.869	1.938.104	2,12	2.041.605	3.969.725	94,44
CAMBODIA	12.943	43.898	239,16	4.175	13.086	213,44
BRUNEI DARUSSALAM	2.946	0	-100,00	2.600	0	-100,00
VIET NAM	316.500	418.141	32,11	622.649	1.301.755	109,07
MALDIVES	481	2.189	355,09	735	4.570	521,77
BANGLADESH	260.000	0	-100,00	88.580	0	-100,00
SRI LANKA	1.332.171	1.660.609	24,65	902.053	1.424.518	57,92
SAUDI ARABIA	1.287.934	1.248.155	-3,09	4.612.300	4.725.463	2,45
ISRAEL	0	102.852	--	0	194.802	--
KUWAIT	22.770	100	-99,56	34.155	1.330	-96,11
JORDAN	856.216	501.600	-41,42	2.316.360	1.631.586	-29,56
LEBANON	16.819	20.339	20,93	82.263	79.822	-2,97
YEMEN	20.000	140.620	603,10	84.200	433.156	414,44
OMAN	42.984	50.000	16,32	52.830	48.000	-9,14
TURKEY	0	6.808	--	0	42.408	--
UNITED ARAB EMIRATES	35.855	78.566	119,12	197.319	234.044	18,61

TABEL 5. PERKEMBANGAN EKSPOR INDONESIA MENURUT KOMODITI DAN NEGARA TUJUAN

JENIS BARANG	BERAT BERSIH (KG)		PERUB	NILAI FOB (US \$)		PERUB
	JAN-APR 2007	JAN-APR 2008	%	JAN-APR 2007	JAN-APR 2008	%
	(1)	(2)	(3)	(4)	(5)	(6)
CYPRUS	4.006	7.222	80,28	11.000	19.941	81,28
EGYPT	43.194	0	-100,00	95.118	0	-100,00
LIBYAN ARAB JAMAHIRIYA	1.268.440	977.106	-22,97	3.200.212	3.057.064	-4,47
MOROCCO	45.583	29.201	-35,94	60.500	49.394	-18,36
TUNISIA	0	59.783	--	0	184.132	--
ALGERIA	24.080	52.000	115,95	31.304	158.150	405,21
SUDAN	0	19.000	--	0	39.786	--
NAMIBIA	44.550	79.827	79,19	140.343	83.723	-40,34
TANZANIA, UNITED REPUBLIC OF	0	33.350	--	0	33.500	--
MADAGASCAR	0	31.000	--	0	49.800	--
REUNION	30.489	79.333	160,20	169.009	315.796	86,85
EQUATORIAL GUINEA	31.000	77.500	150,00	30.900	124.500	302,91
TOGO	46.500	94.430	103,08	48.160	143.180	197,30
GHANA	1.324.766	578.131	-56,36	1.349.357	672.017	-50,20
LIBERIA	0	67.000	--	0	118.400	--
ANGOLA	15.499	154.126	894,43	14.993	213.434	1.323,56
CONGO	46.500	49.000	5,38	47.800	92.400	93,31
CAMEROON	351.292	209.686	-40,31	365.180	325.935	-10,75
NIGERIA	15.500	87.500	464,52	17.200	140.000	713,95
SIERRA LEONE	0	77.500	--	0	114.400	--
GABON	86.681	82.619	-4,69	82.084	90.086	9,75
COTE D'IVOIRE	62.000	172.224	177,78	61.462	300.464	388,86
SENEGAL	16.450	0	-100,00	16.354	0	-100,00
MAURITANIA	0	18.000	--	0	40.320	--
BENIN	0	356.500	--	0	374.360	--
SOUTH AFRICA	194.481	166.132	-14,58	362.748	397.328	9,53
ZIMBABWE	0	31.000	--	0	49.200	--
COMOROS	0	18.000	--	0	43.200	--
MAURITIUS	102.304	87.700	-14,28	145.748	122.000	-16,29
AUSTRALIA	670.647	690.706	2,99	2.607.032	2.823.333	8,30
NEW ZEALAND	76.798	23.796	-69,01	225.495	95.683	-57,57
FIJI	111.999	0	-100,00	115.191	0	-100,00
SAMOA	0	73.032	--	0	71.600	--
EAST TIMOR	20.000	219.265	996,33	71.263	233.085	227,08
UNITED STATES	15.363.769	20.490.289	33,37	87.259.489	121.388.258	39,11
CANADA	846.446	565.465	-33,20	3.259.991	2.380.454	-26,98
MEXICO	109.542	145.180	32,53	302.740	297.184	-1,84
PANAMA	14.378	0	-100,00	67.375	0	-100,00
CHILE	10.713	0	-100,00	6.113	0	-100,00
PUERTO RICO	178.212	170.262	-4,46	820.125	759.677	-7,37
DOMINICAN REPUBLIC	0	59.541	--	0	134.610	--
MARTINIQUE	51.476	0	-100,00	151.722	0	-100,00
NETHERLANDS ANTILLES	0	7.982	--	0	33.183	--
UNITED KINGDOM	599.573	771.541	28,68	3.344.675	4.355.459	30,22
NETHERLANDS	401.014	1.652.633	312,11	1.725.030	7.155.441	314,80
FRANCE	486.855	530.745	9,02	794.734	1.342.188	68,89
GERMANY, FED. REP. OF	1.520.855	2.252.209	48,09	3.105.635	5.666.989	82,47
AUSTRIA	15.857	0	-100,00	34.360	0	-100,00
BELGIUM	1.167.737	1.182.828	1,29	5.680.286	5.774.163	1,65
DENMARK	176.331	31.245	-82,28	842.628	113.665	-86,51
SWEDEN	0	16.368	--	0	52.475	--
FINLAND	8.860	0	-100,00	22.728	0	-100,00
IRELAND	0	76.602	--	0	1.177.933	--
ITALY	144.757	192.658	33,09	279.301	422.791	51,37
SPAIN	225.274	105.889	-53,00	885.898	446.837	-49,56
PORTUGAL	0	24.622	--	0	9.410	--
GREECE	3	29.553	985.000,00	9	127.617	1.417.866,67
DEMOCRATIC REPUBLIC OF THE CC	132.579	377.379	184,64	136.934	547.683	299,96
POLAND	0	37.922	--	0	100.129	--
BULGARIA	148.330	192.250	29,61	303.735	507.566	67,11
UKRAINE	29.043	47.922	65,00	62.435	79.866	27,92
CROATIA	0	32.736	--	0	75.396	--
SLOVENIA	16.317	49.104	200,94	22.802	120.150	426,93
RUSSIA FEDERATION	222.058	422.376	90,21	394.402	606.702	53,83
<b>-BERAS GILING</b>	<b>74.461</b>	<b>140.821</b>	<b>89,12</b>	<b>40.718</b>	<b>136.918</b>	<b>236,26</b>
JAPAN	0	348	--	0	357	--
HONG KONG	96	16.134	16.706,25	159	34.127	21.363,52
TAIWAN	0	43.200	--	0	37.368	--
SINGAPORE	22.500	25.000	11,11	15.638	30.581	95,56
MALAYSIA	51.544	55.409	7,50	24.818	33.771	36,07
SAUDI ARABIA	0	730	--	0	714	--
SUDAN	312	0	-100,00	98	0	-100,00
FRANCE	9	0	-100,00	5	0	-100,00
<b>-KOPI OLAHAN</b>	<b>17.974</b>	<b>39.820</b>	<b>121,54</b>	<b>31.738</b>	<b>122.692</b>	<b>286,58</b>
JAPAN	34	1	-97,06	173	2	-98,84
HONG KONG	1.425	0	-100,00	1.500	0	-100,00

TABEL 5. PERKEMBANGAN EKSPOR INDONESIA MENURUT KOMODITI DAN NEGARA TUJUAN

JENIS BARANG	BERAT BERSIH (KG)		PERUB	NILAI FOB (US \$)		PERUB
	JAN-APR 2007	JAN-APR 2008	%	JAN-APR 2007	JAN-APR 2008	%
	(1)	(2)	(3)	(4)	(5)	(6)
CHINA	50	0	-100,00	50	0	-100,00
SINGAPORE	15.025	9	-99,94	22.515	80	-99,64
PHILIPPINES	1.440	0	-100,00	7.500	0	-100,00
MALAYSIA	0	15.000	--	0	43.635	--
LEBANON	0	8.310	--	0	22.050	--
BELGIUM	0	16.500	--	0	56.925	--
<b>-TEH OLAHAN</b>	<b>13.767.570</b>	<b>4.382.594</b>	<b>-68,17</b>	<b>24.425.250</b>	<b>10.554.677</b>	<b>-56,79</b>
JAPAN	260.098	64.789	-75,09	510.328	135.345	-73,48
HONG KONG	638	489	-23,35	8.874	2.309	-73,98
KOREA, REPUBLIC OF	2.725	3.687	35,30	5.086	9.705	90,82
TAIWAN	152.122	279.938	84,02	442.433	491.485	11,09
CHINA	253	60.141	23.671,15	1.834	62.974	3.333,70
MONGOLIA	7.559	5.160	-31,74	40.188	26.961	-32,91
THAILAND	9.097	63.057	593,16	48.236	243.510	404,83
SINGAPORE	175.018	133.270	-23,85	494.484	517.825	4,72
PHILIPPINES	13.158	124.900	849,23	108.331	545.096	403,18
MALAYSIA	1.390.994	657.807	-52,71	2.769.358	1.716.357	-38,02
CAMBODIA	3.055	4.468	46,25	15.523	21.540	38,76
BRUNEI DARUSSALAM	0	2.982	--	0	1.795	--
VIET NAM	95.478	133.707	40,04	441.483	528.630	19,74
INDIA	505.790	68.000	-86,56	780.643	69.000	-91,16
PAKISTAN	1.365.036	306.397	-77,55	2.195.462	515.972	-76,50
SRI LANKA	182.429	73.768	-59,56	302.937	123.858	-59,11
AFGHANISTAN	164.529	135.398	-17,71	204.086	186.727	-8,51
IRAN (ISLAMIC REPUBLIC OF)	32.960	67.540	104,92	54.157	117.048	116,13
SAUDI ARABIA	6.631	61.178	822,61	32.919	167.428	408,61
YEMEN	0	50.400	--	0	62.359	--
TURKEY	32.960	0	-100,00	55.324	0	-100,00
UNITED ARAB EMIRATES	316.601	142.300	-55,05	487.406	165.152	-66,12
EGYPT	34.900	60.660	73,81	48.316	100.724	108,47
KENYA	0	1	--	0	2	--
AUSTRALIA	704.353	637.798	-9,45	2.695.720	2.622.613	-2,71
NEW ZEALAND	151.948	175.817	15,71	494.270	599.944	21,38
FIJI	11.000	0	-100,00	16.830	0	-100,00
SOLOMON ISLANDS	2.956	2.428	-17,86	3.177	8.085	154,49
EAST TIMOR	0	9.274	--	0	15.890	--
UNITED STATES	1.482.540	406.435	-72,59	2.053.537	427.463	-79,18
CANADA	104.140	43.200	-58,52	137.142	44.456	-67,58
SURINAME	5.023	423	-91,58	42.693	1.656	-96,12
CHILE	100.920	0	-100,00	169.419	0	-100,00
BRAZIL	0	536	--	0	7.203	--
PUERTO RICO	0	540	--	0	913	--
UNITED KINGDOM	2.359.057	157.633	-93,32	3.536.005	240.061	-93,21
NETHERLANDS	1.369.031	45.570	-96,67	2.084.774	61.363	-97,06
GERMANY, FED. REP. OF	227.719	110.096	-51,65	325.312	128.325	-60,55
FINLAND	761.632	0	-100,00	1.189.963	0	-100,00
ITALY	595	0	-100,00	1.398	0	-100,00
POLAND	370.574	57.347	-84,52	621.870	285.138	-54,15
KYRGYZSTAN	24.480	24.480	0,00	37.050	34.272	-7,50
UKRAINE	169.340	25.000	-85,24	185.731	26.850	-85,54
UZBEKISTAN	54.272	0	-100,00	89.006	0	-100,00
RUSSIA FEDERATION	1.115.959	185.980	-83,33	1.693.945	238.643	-85,91
<b>-GULA PASIR</b>	<b>97.851</b>	<b>175.185</b>	<b>79,03</b>	<b>112.569</b>	<b>238.805</b>	<b>112,14</b>
JAPAN	813	31.746	3.804,80	6.372	41.228	547,02
HONG KONG	6.085	4.096	-32,69	9.821	7.297	-25,70
KOREA, REPUBLIC OF	1.157	0	-100,00	3.704	0	-100,00
TAIWAN	0	16	--	0	46	--
SINGAPORE	5.942	1.141	-80,80	3.907	1.871	-52,11
MALAYSIA	19.466	19.328	-0,71	14.364	11.490	-20,01
JORDAN	0	1.427	--	0	3.012	--
AUSTRALIA	7.132	13.670	91,67	13.659	83.167	508,88
TONGA	508	45	-91,14	786	36	-95,42
UNITED STATES	7.748	5.716	-26,23	32.718	15.305	-53,22
CANADA	49.000	98.000	100,00	27.238	75.353	176,65
<b>-GULA LAINNYA</b>	<b>2.499.412</b>	<b>3.234.994</b>	<b>29,43</b>	<b>1.261.929</b>	<b>2.136.279</b>	<b>69,29</b>
JAPAN	2.140	1.922	-10,19	1.784	2.791	56,45
HONG KONG	89.046	35.806	-59,79	62.760	36.059	-42,54
KOREA, REPUBLIC OF	0	14.586	--	0	8.917	--
CHINA	18.500	370.000	1.900,00	8.553	205.946	2.307,88
THAILAND	343.941	324.632	-5,61	155.308	177.239	14,12
SINGAPORE	398.373	325.016	-18,41	246.588	285.222	15,67
PHILIPPINES	55.653	7	-99,99	27.802	656	-97,64
MALAYSIA	385.875	156.836	-59,36	184.930	139.866	-24,37
CAMBODIA	413	0	-100,00	750	0	-100,00
BRUNEI DARUSSALAM	0	4.091	--	0	11.025	--

TABEL 5. PERKEMBANGAN EKSPOR INDONESIA MENURUT KOMODITI DAN NEGARA TUJUAN

JENIS BARANG	BERAT BERSIH (KG)		PERUB	NILAI FOB (US \$)		PERUB
	JAN-APR 2007	JAN-APR 2008	%	JAN-APR 2007	JAN-APR 2008	%
(1)	(2)	(3)	(4)	(5)	(6)	(7)
VIET NAM	22.485	700.961	3.017,46	12.699	382.234	2.909,95
MALDIVES	18.320	32.269	76,14	7.597	10.651	40,20
INDIA	508.175	3.808	-99,25	228.712	7.855	-96,57
PAKISTAN	126	2.150	1.606,35	885	4.051	357,74
SAUDI ARABIA	2.685	5.704	112,44	2.625	3.146	19,85
KUWAIT	37.000	0	-100,00	14.430	0	-100,00
SYRIA ARAB REPUBLIC	0	49.517	--	0	28.080	--
TURKEY	88.000	51.844	-41,09	42.619	28.471	-33,20
SOUTH AFRICA	0	14.970	--	0	8.485	--
AUSTRALIA	156.571	109.558	-30,03	81.093	79.102	-2,46
NEW ZEALAND	193.500	106.998	-44,70	89.392	80.423	-10,03
AMERICAN SAMOA	0	2.018	--	0	2.716	--
COOK ISLANDS	4.734	0	-100,00	5.884	0	-100,00
TONGA	1.961	1.114	-43,19	3.030	1.099	-63,73
UNITED STATES	76.035	393.434	417,44	34.467	339.282	884,37
CANADA	0	24.566	--	0	12.407	--
SURINAME	67	204	204,48	555	800	44,14
UNITED KINGDOM	12.750	38.250	200,00	7.050	20.973	197,49
NETHERLANDS	9.045	19.892	119,92	10.585	20.955	97,97
AUSTRIA	17	0	-100,00	220	0	-100,00
NORWAY	37.000	185.000	400,00	16.626	104.325	527,48
SPAIN	37.000	259.841	602,27	14.985	133.503	790,91
<b>-MAKANAN OLAHAN LAINNYA</b>	<b>106.849.508</b>	<b>114.070.598</b>	<b>6,76</b>	<b>153.982.305</b>	<b>211.897.685</b>	<b>37,61</b>
JAPAN	5.785.924	3.289.717	-43,14	6.111.675	6.802.113	11,30
HONG KONG	2.370.308	2.757.410	16,33	11.298.100	14.260.760	26,22
KOREA, DEMOCRATIC PEOPLE'S RE	18.109	0	-100,00	16.127	0	-100,00
KOREA, REPUBLIC OF	2.003.840	2.385.742	19,06	2.048.103	3.384.065	65,23
TAIWAN	6.083.370	6.354.607	4,46	8.677.900	9.221.446	6,26
CHINA	7.523.719	1.317.174	-82,49	4.849.415	3.037.629	-37,36
MONGOLIA	0	17.995	--	0	12.088	--
MACAU	116	6.258	5.294,83	20.143	326.252	1.519,68
PAPUA NEW GUINEA	875.999	715.116	-18,37	1.090.692	1.111.406	1,90
THAILAND	3.133.325	4.160.887	32,79	6.154.263	8.191.767	33,11
SINGAPORE	7.048.275	5.338.180	-24,26	11.571.801	30.127.146	160,35
PHILIPPINES	12.018.486	10.452.580	-13,03	17.916.272	17.755.136	-0,90
MALAYSIA	20.452.273	21.098.693	3,16	22.957.339	28.875.514	25,78
MYANMAR (FORM. BURMA)	46.964	97.565	107,74	201.648	160.017	-20,65
CAMBODIA	19.822	17.987	-9,26	140.993	30.040	-78,69
BRUNEI DARUSSALAM	1.371.801	1.013.805	-26,10	1.768.370	1.725.200	-2,44
LAO PEOPLE'S DEMOCRATIC REPU	0	3.300	--	0	9.170	--
NEPAL	13.961	30.375	117,57	14.920	44.794	200,23
VIET NAM	2.453.088	4.552.466	85,58	5.153.405	9.741.640	89,03
MALDIVES	421.599	464.135	10,09	544.433	769.622	41,36
INDIA	595.617	624.258	4,81	658.884	944.500	43,35
PAKISTAN	335.520	481.808	43,60	530.313	1.023.755	93,05
BANGLADESH	238.043	225.036	-5,46	256.018	355.754	38,96
SRI LANKA	120.591	91.649	-24,00	180.903	153.197	-15,32
AFGHANISTAN	15.220	42.960	182,26	30.475	73.340	140,66
IRAN (ISLAMIC REPUBLIC OF)	22.896	5.081	-77,81	33.880	15.445	-54,41
SAUDI ARABIA	4.191.634	4.114.978	-1,83	7.521.296	7.876.983	4,73
ISRAEL	0	282.250	--	0	390.396	--
KUWAIT	726.055	153.831	-78,81	1.090.680	342.423	-68,60
JORDAN	732.142	1.509.977	106,24	1.216.592	2.560.870	110,50
LEBANON	152.456	64.774	-57,51	348.345	140.267	-59,73
YEMEN	192.070	190.084	-1,03	280.824	277.326	-1,25
OMAN	67.805	59.953	-11,58	100.035	94.802	-5,23
SYRIA ARAB REPUBLIC	151.276	0	-100,00	73.634	0	-100,00
TURKEY	276.312	196.098	-29,03	251.158	169.110	-32,67
UNITED ARAB EMIRATES	2.000.473	2.051.894	2,57	3.187.642	3.837.959	20,40
QATAR	175.773	81.042	-53,89	240.532	158.720	-34,01
BAHRAIN	107.007	135.304	26,44	133.980	216.727	61,76
CYPRUS	22.624	7.874	-65,20	33.478	11.427	-65,87
EGYPT	151.700	243.178	60,30	253.222	388.358	53,37
LIBYAN ARAB JAMAHIRIYA	26.327	89.402	239,58	40.005	246.483	516,13
MOROCCO	17.711	10.182	-42,51	25.834	16.930	-34,47
ALGERIA	279.652	82.494	-70,50	106.352	78.389	-26,29
SUDAN	16.709	123	-99,26	12.206	330	-97,30
NAMIBIA	0	19.756	--	0	28.855	--
TANZANIA, UNITED REPUBLIC OF	30.390	32.882	8,20	54.508	13.457	-75,31
MADAGASCAR	26.381	175.848	566,57	39.164	186.278	375,64
KENYA	107.830	107.048	-0,73	150.212	211.738	40,96
REUNION	0	3.491	--	0	8.300	--
TOGO	18.760	5.520	-70,58	14.183	6.900	-51,35
GHANA	90.431	136.779	51,25	124.398	215.259	73,04
GUINEA	0	49.670	--	0	112.754	--
ANGOLA	17.746	134.609	658,53	47.673	135.705	184,66
CONGO	19.440	0	-100,00	25.313	0	-100,00

TABEL 5. PERKEMBANGAN EKSPOR INDONESIA MENURUT KOMODITI DAN NEGARA TUJUAN

JENIS BARANG	BERAT BERSIH (KG)		PERUB	NILAI FOB (US \$)		PERUB
	JAN-APR 2007	JAN-APR 2008	%	JAN-APR 2007	JAN-APR 2008	%
	(1)	(2)	(3)	(4)	(5)	(6)
CAMEROON	28.873	69.838	141,88	34.824	80.727	131,81
NIGERIA	831.678	2.165.761	160,41	1.589.114	4.173.765	162,65
SIERRA LEONE	0	10.953	--	0	41.610	--
MAURITANIA	0	9.299	--	0	21.980	--
MALI	0	18.836	--	0	201.832	--
BENIN	200.362	187.708	-6,32	480.579	436.832	-9,10
GAMBIA	2.658	0	-100,00	4.977	0	-100,00
SEYCHELLES	18.562	19.481	4,95	54.806	45.214	-17,50
UGANDA	35.529	4.306	-87,88	46.194	13.435	-70,92
DJIBOUTI	520	0	-100,00	1.613	0	-100,00
SOUTH AFRICA	550.878	634.229	15,13	957.937	992.785	3,64
ZIMBABWE	0	4.637	--	0	4.284	--
MAURITIUS	178.222	147.477	-17,25	239.294	218.638	-8,63
ZAIRE	0	101	--	0	353	--
AUSTRALIA	3.973.876	4.252.903	7,02	5.685.412	7.616.788	33,97
NEW ZEALAND	605.000	867.505	43,39	971.209	1.476.961	52,07
MICRONESIA, FEDERATED STATES	6.841	21.188	209,72	17.733	18.378	3,64
GUAM	1.465	4.140	182,59	14.243	44.078	209,47
NEW CALEDONIA	29.869	27.543	-7,79	53.120	62.944	18,49
VANUATU	104.457	33.694	-67,74	123.074	55.455	-54,94
AMERICAN SAMOA	10.504	26.790	155,05	5.171	50.605	878,63
COOK ISLANDS	2.893	7.948	174,73	3.596	8.957	149,08
FIJI	149.789	230.587	53,94	248.745	410.347	64,97
KIRIBATI	6.814	8.022	17,73	6.865	18.433	168,51
MARSHALL ISLANDS	5.606	1.127	-79,90	9.200	7.640	-16,96
SAMOA	59.244	95.391	61,01	94.619	157.066	66,00
SOLOMON ISLANDS	94.238	200.985	113,27	124.690	271.376	117,64
TONGA	143.330	249.312	73,94	172.548	307.719	78,34
TUVALU	5.495	6.751	22,86	8.479	16.358	92,92
EAST TIMOR	11.194	2.324.360	20.664,34	17.998	2.571.442	14.187,38
UNITED STATES	6.868.826	11.327.036	64,90	12.404.369	17.111.824	37,95
CANADA	737.224	792.839	7,54	1.144.627	1.111.473	-2,90
MEXICO	153.507	436.047	184,06	448.054	960.795	114,44
GUATEMALA	0	19.474	--	0	21.876	--
PANAMA	11.000	13.317	21,06	7.903	21.583	173,10
SURINAME	48.884	67.013	37,09	68.201	122.598	79,76
CHILE	10.588	14.887	40,60	68.820	39.330	-42,85
VENEZUELA	0	21.838	--	0	17.650	--
BRAZIL	212.814	193.999	-8,84	83.655	122.120	45,98
COLOMBIA	17.504	25.302	44,55	48.714	36.258	-25,57
URUGUAY	0	9.802	--	0	26.821	--
TRINIDAD AND TOBAGO	6.460	10.796	67,12	23.875	15.862	-33,56
JAMAICA	38.736	0	-100,00	25.722	0	-100,00
PUERTO RICO	74.678	245.927	229,32	196.315	246.128	25,37
DOMINICAN REPUBLIC	170.000	124.872	-26,55	37.000	62.205	68,12
COSTA RICA	20.000	20.000	0,00	15.000	20.000	33,33
BARBADOS	4.635	4.189	-9,62	12.231	12.014	-1,77
FRENCH POLYNESIA	18.197	17.775	-2,32	38.309	45.659	19,19
NETHERLANDS ANTILLES	4	0	-100,00	35	0	-100,00
UNITED KINGDOM	313.715	570.148	81,74	965.176	1.238.542	28,32
NETHERLANDS	5.982.524	7.272.032	21,55	5.608.143	6.649.580	18,57
FRANCE	78.786	303.526	285,25	107.770	356.610	230,90
GERMANY, FED. REP. OF	280.470	503.464	79,51	846.191	1.016.022	20,07
AUSTRIA	42.279	63.060	49,15	137.508	262.695	91,04
BELGIUM	87.291	182.993	109,64	92.531	859.336	828,70
SWITZERLAND	5.153	1.474	-71,40	6.526	3.654	-44,01
DENMARK	15.860	0	-100,00	33.150	0	-100,00
NORWAY	75.091	29.101	-61,25	116.355	51.848	-55,44
SWEDEN	88.069	130.034	47,65	44.206	133.838	202,76
FINLAND	305.234	1.674.329	448,54	405.012	2.517.248	521,52
ITALY	43.398	78.525	80,94	559.755	587.332	4,93
SPAIN	484.393	1.522.708	214,35	620.018	1.455.148	134,69
PORTUGAL	35.642	329.079	823,29	27.343	262.893	861,46
GREECE	22.567	75.134	232,94	36.568	152.545	317,15
DEMOCRATIC REPUBLIC OF THE C	0	94.904	--	0	120.456	--
HUNGARY	735	7.880	972,11	5.173	21.855	322,48
POLAND	49.276	14.685	-70,20	78.309	50.476	-35,54
ROMANIA	9.271	3.963	-57,25	5.547	13.161	137,26
BULGARIA	17.440	32.304	85,23	130.145	98.952	-23,97
ARMENIA	1.923	0	-100,00	7.751	0	-100,00
BELARUS	0	10.080	--	0	21.240	--
UKRAINE	101.302	60.420	-40,36	96.824	62.031	-35,93
UZBEKISTAN	38	0	-100,00	28	0	-100,00
LITHUANIA	125.910	105.243	-16,41	122.981	78.032	-36,55
LATVIA	114.633	32.786	-71,40	174.040	58.837	-66,19
ESTONIA	44.540	87.405	96,24	60.879	134.463	120,87
GEORGIA	0	8.001	--	0	12.798	--
CROATIA	15.161	12.838	-15,32	28.611	20.000	-30,10

TABEL 5. PERKEMBANGAN EKSPOR INDONESIA MENURUT KOMODITI DAN NEGARA TUJUAN

JENIS BARANG	BERAT BERSIH (KG)		PERUB	NILAI FOB (US \$)		PERUB
	JAN-APR 2007	JAN-APR 2008	%	JAN-APR 2007	JAN-APR 2008	%
	(1)	(2)	(3)	(4)	(5)	(6)
MALTA	74.394	46.223	-37,87	98.888	78.899	-20,21
SLOVAKIA	163	146	-10,43	779	817	4,88
SLOVENIA	0	6.325	--	0	38.539	--
CZECH REPUBLIC	227.881	162.068	-28,88	240.181	169.399	-29,47
RUSSIA FEDERATION	187.845	189.910	1,10	139.709	171.699	22,90
<b>SEMEN</b>	<b>2.329.263.284</b>	<b>1.571.894.960</b>	<b>-32,52</b>	<b>69.985.791</b>	<b>53.517.072</b>	<b>-23,53</b>
JAPAN	11.756.918	10.931.918	-7,02	503.882	726.995	44,28
HONG KONG	149.128	0	-100,00	28.003	0	-100,00
TAIWAN	7.556.262	6.878.000	-8,98	552.168	520.016	-5,82
THAILAND	0	449	--	0	40	--
SINGAPORE	62.873.204	17.406.700	-72,31	1.822.330	463.605	-74,56
PHILIPPINES	116.249	264.000	127,10	11.128	24.696	121,93
MALAYSIA	177.595.682	111.143.286	-37,42	4.848.846	3.590.962	-25,94
BRUNEI DARUSSALAM	83.274.946	51.244.403	-38,46	1.987.015	1.205.714	-39,32
VIET NAM	37.417.231	8.013.500	-78,58	989.733	236.398	-76,11
MALDIVES	31.829.092	31.800.000	-0,09	1.227.409	1.438.000	17,16
INDIA	50.000.000	0	-100,00	1.300.000	0	-100,00
BANGLADESH	264.674.911	275.810.259	4,21	6.186.125	7.201.153	16,41
SRI LANKA	379.958.114	414.138.064	9,00	13.648.924	16.652.150	22,00
KUWAIT	140.369.713	0	-100,00	5.098.106	0	-100,00
YEMEN	8.310.883	0	-100,00	290.590	0	-100,00
UNITED ARAB EMIRATES	78.112.940	0	-100,00	2.030.936	0	-100,00
TANZANIA, UNITED REPUBLIC OF	0	41.000.000	--	0	1.278.585	--
MADAGASCAR	54.712.736	0	-100,00	2.020.768	0	-100,00
MOZAMBIQUE	109.271.942	89.349.597	-18,23	2.987.089	2.937.697	-1,65
TOGO	73.500.000	46.859.735	-36,25	2.014.268	1.461.321	-27,45
GHANA	402.499.439	286.536.087	-28,81	11.030.498	8.935.663	-18,99
NIGERIA	35.090.457	0	-100,00	1.226.938	0	-100,00
SIERRA LEONE	72.000.000	0	-100,00	1.973.160	0	-100,00
BENIN	60.000.000	0	-100,00	1.644.300	0	-100,00
SEYCHELLES	4.500.000	5.300.000	17,78	157.343	267.900	70,26
COMOROS	7.271	0	-100,00	1.280	0	-100,00
MAURITIUS	117.351.796	38.301.218	-67,36	4.282.783	1.646.952	-61,54
AUSTRALIA	49.040.970	99.908.724	103,73	1.407.542	3.092.175	119,69
NEW ZEALAND	40.000	117.807	194,52	3.478	15.683	350,92
VANUATU	1.940.000	1.060.500	-45,34	78.705	49.538	-37,06
AMERICAN SAMOA	1.750.000	2.390.000	36,57	71.113	115.380	62,25
KIRIBATI	0	112.000	--	0	8.064	--
SAMOA	3.700.000	3.404.000	-8,00	150.350	156.624	4,17
SOLOMON ISLANDS	220.000	260.100	18,23	8.940	16.547	85,09
TONGA	240.000	822.701	242,79	9.753	39.810	308,18
CHRISTMAS ISLANDS	351.000	0	-100,00	14.926	0	-100,00
EAST TIMOR	15.288	3.539.584	23.052,69	1.281	239.987	18.634,35
FRENCH POLYNESIA	9.035.500	18.802.000	108,09	374.076	855.190	128,61
UNITED KINGDOM	1.611	0	-100,00	1.995	0	-100,00
FRANCE	0	328	--	0	327	--
SWEDEN	0	6.500.000	--	0	339.900	--
GREECE	1	0	-100,00	10	0	-100,00
<b>-DARI ROTAN</b>	<b>6.092.477</b>	<b>2.841.971</b>	<b>-53,35</b>	<b>13.884.011</b>	<b>6.818.101</b>	<b>-50,89</b>
JAPAN	182.103	118.936	-34,69	881.332	572.804	-35,01
HONG KONG	7.223	0	-100,00	12.752	0	-100,00
KOREA, REPUBLIC OF	278.226	226.549	-18,57	737.850	538.580	-27,01
TAIWAN	24.779	26.353	6,35	61.633	66.664	8,16
CHINA	0	874	--	0	1.164	--
THAILAND	2.318	2.639	13,85	8.059	5.625	-30,20
SINGAPORE	1.833	2.629	43,43	1.520	5.325	250,33
PHILIPPINES	20.530	0	-100,00	2.877	0	-100,00
MALAYSIA	5.695	968	-83,00	7.105	939	-86,78
BRUNEI DARUSSALAM	0	1.126	--	0	2.070	--
VIET NAM	0	3.850	--	0	2.432	--
MALDIVES	4.557	1.089	-76,10	9.158	10.355	13,07
INDIA	739	9.433	1.176,45	439	49.854	11.256,26
IRAN (ISLAMIC REPUBLIC OF)	0	1.502	--	0	782	--
SAUDI ARABIA	0	178	--	0	587	--
KUWAIT	0	155	--	0	4.978	--
JORDAN	0	1.299	--	0	1.004	--
TURKEY	2.053	3.967	93,23	5.972	7.170	20,06
UNITED ARAB EMIRATES	0	3.044	--	0	36.170	--
BAHRAIN	0	321	--	0	203	--
CYPRUS	544	36	-93,38	1.230	44	-96,42
EGYPT	4.411	86	-98,05	8.793	22	-99,75
TUNISIA	0	22	--	0	46	--
ALGERIA	0	1.028	--	0	626	--
SUDAN	0	103	--	0	300	--
MADAGASCAR	0	36	--	0	15	--
REUNION	256	80	-68,75	319	94	-70,53

TABEL 5. PERKEMBANGAN EKSPOR INDONESIA MENURUT KOMODITI DAN NEGARA TUJUAN

JENIS BARANG	BERAT BERSIH (KG)		PERUB	NILAI FOB (US \$)		PERUB
	JAN-APR 2007	JAN-APR 2008	%	JAN-APR 2007	JAN-APR 2008	%
(1)	(2)	(3)	(4)	(5)	(6)	(7)
SEYCHELLES	10	394	3.840,00	300	582	94,00
SOUTH AFRICA	28.947	1.997	-93,10	77.768	5.997	-92,29
MAURITIUS	217	0	-100,00	33	0	-100,00
AUSTRALIA	78.826	83.335	5,72	153.597	170.956	11,30
NEW ZEALAND	6.676	19.331	189,56	20.602	51.995	152,38
NEW CALEDONIA	708	442	-37,57	764	1.056	38,22
VANUATU	767	0	-100,00	1.029	0	-100,00
COOK ISLANDS	1.322	0	-100,00	3.997	0	-100,00
FIJI	1.639	5.176	215,80	6.207	20.285	226,81
SOLOMON ISLANDS	0	17	--	0	48	--
UNITED STATES	630.329	383.416	-39,17	2.287.966	1.619.724	-29,21
CANADA	9.106	10.541	15,76	53.922	29.207	-45,83
MEXICO	3.010.483	11.105	-99,63	5.719.073	10.507	-99,82
CHILE	4.041	10	-99,75	4.532	36	-99,21
VENEZUELA	0	26	--	0	72	--
ARGENTINA	357	356	-0,28	718	619	-13,79
BRAZIL	15.322	6.953	-54,62	66.356	28.355	-57,27
COLOMBIA	3.927	565	-85,61	20.257	601	-97,03
PARAGUAY	0	38	--	0	78	--
JAMAICA	1.503	197	-86,89	3.290	66	-97,99
PUERTO RICO	279	920	229,75	561	3.336	494,65
DOMINICAN REPUBLIC	0	1.149	--	0	1.012	--
ANGUILLA	83	0	-100,00	347	0	-100,00
FRENCH GUIANA	149	0	-100,00	136	0	-100,00
FRENCH POLYNESIA	29.660	1.788	-93,97	16.553	2.434	-85,30
NETHERLANDS ANTILLES	4	0	-100,00	160	0	-100,00
GUADELOUPE	37	174	370,27	33	816	2.372,73
UNITED KINGDOM	160.515	1.196.935	645,68	401.165	1.854.927	362,39
NETHERLANDS	448.981	374.517	-16,59	1.105.336	917.587	-16,99
FRANCE	515.115	52.023	-89,90	982.632	130.107	-86,76
GERMANY, FED. REP. OF	268.694	116.714	-56,56	351.976	175.600	-50,11
AUSTRIA	0	221	--	0	267	--
BELGIUM	118.047	17.072	-85,54	268.572	43.192	-83,92
SWITZERLAND	962	8	-99,17	4.611	27	-99,41
DENMARK	6.933	13.968	101,47	26.378	46.172	75,04
NORWAY	94	2.467	2.524,47	98	9.779	9.878,57
SWEDEN	14.921	6.802	-54,41	91.499	32.080	-64,94
FINLAND	13.959	7.390	-47,06	78.209	112.607	43,98
IRELAND	6.628	2.021	-69,51	6.204	2.472	-60,15
ITALY	68.129	65.939	-3,21	99.957	85.502	-14,46
SPAIN	47.354	19.844	-58,09	114.143	89.764	-21,36
PORTUGAL	19.862	690	-96,53	97.091	2.796	-97,12
GREECE	35.751	6.823	-80,92	59.887	18.648	-68,86
HUNGARY	74	976	1.218,92	84	3.475	4.036,90
POLAND	1.241	2.314	86,46	7.295	6.101	-16,37
ROMANIA	0	155	--	0	621	--
BULGARIA	104	1.469	1.312,50	201	2.340	1.064,18
YUGOSLAVIA	0	4.620	--	0	4.956	--
KAZAKHSTAN	677	1.425	110,49	1.385	4.334	212,92
UKRAINE	103	172	66,99	156	319	104,49
UZBEKISTAN	273	0	-100,00	721	0	-100,00
LATVIA	0	42	--	0	181	--
ESTONIA	705	0	-100,00	702	0	-100,00
CROATIA	242	497	105,37	277	2.031	633,21
MALTA	902	40	-95,57	594	16	-97,31
SLOVENIA	1.515	125	-91,75	6.601	338	-94,88
CZECH REPUBLIC	0	12.232	--	0	15.398	--
RUSSIA FEDERATION	1.037	237	-77,15	997	829	-16,85
<b>-DARI BAHAN LAINNYA</b>	<b>7.426.334</b>	<b>5.414.735</b>	<b>-27,09</b>	<b>14.733.643</b>	<b>14.550.758</b>	<b>-1,24</b>
JAPAN	505.853	621.865	22,93	2.677.363	2.862.254	6,91
HONG KONG	7.086	8.349	17,82	13.037	11.985	-8,07
KOREA, REPUBLIC OF	116.837	148.747	27,31	194.141	468.999	141,58
TAIWAN	404.932	366.950	-9,38	171.586	137.252	-20,01
CHINA	1.164.724	278.780	-76,06	264.001	111.312	-57,84
PAPUA NEW GUINEA	39	80	105,13	22	319	1.350,00
THAILAND	45.058	13.691	-69,61	80.748	37.568	-53,48
SINGAPORE	30.663	17.689	-42,31	47.451	39.407	-16,95
PHILIPPINES	644	3.183	394,25	659	7.704	1.069,04
MALAYSIA	120.102	174.742	45,49	193.109	143.267	-25,81
CAMBODIA	148	0	-100,00	1.980	0	-100,00
BRUNEI DARUSSALAM	2.481	1.257	-49,33	1.988	1.946	-2,11
VIET NAM	0	12	--	0	44	--
MALDIVES	13.162	15.475	17,57	106.258	73.755	-30,59
INDIA	10.294	21.869	112,44	8.741	46.165	428,14
PAKISTAN	3.247	0	-100,00	5.641	0	-100,00
SRI LANKA	11.354	588	-94,82	17.571	2.340	-86,68
IRAN (ISLAMIC REPUBLIC OF)	5.920	8.796	48,58	20.420	9.227	-54,81

TABEL 5. PERKEMBANGAN EKSPOR INDONESIA MENURUT KOMODITI DAN NEGARA TUJUAN

JENIS BARANG	BERAT BERSIH (KG)		PERUB	NILAI FOB (US \$)		PERUB
	JAN-APR 2007	JAN-APR 2008	%	JAN-APR 2007	JAN-APR 2008	%
	(1)	(2)	(3)	(4)	(5)	(6)
SAUDI ARABIA	8.410	12.939	53,85	6.905	8.701	26,01
ISRAEL	0	17.367	--	0	27.809	--
KUWAIT	130	118	-9,23	595	405	-31,93
JORDAN	2.924	695	-76,23	6.415	1.830	-71,47
LEBANON	11.003	76	-99,31	7.373	550	-92,54
SYRIA ARAB REPUBLIC	11.200	0	-100,00	1.238	0	-100,00
TURKEY	51.985	4.004	-92,30	122.153	17.954	-85,30
UNITED ARAB EMIRATES	9.315	11.504	23,50	47.425	53.922	13,70
QATAR	170	0	-100,00	363	0	-100,00
BAHRAIN	197	5.217	2.548,22	622	16.725	2.588,91
CYPRUS	10.610	5.134	-51,61	20.985	18.632	-11,21
EGYPT	4.300	20.037	365,98	3.122	30.013	861,34
MOROCCO	7.384	367	-95,03	20.188	381	-98,11
TUNISIA	10.371	4.668	-54,99	27.434	11.625	-57,63
ERITREA	280	0	-100,00	1.340	0	-100,00
NAMIBIA	0	17	--	0	161	--
TANZANIA, UNITED REPUBLIC OF	0	972	--	0	460	--
MADAGASCAR	1.096	3.589	227,46	952	6.284	560,08
KENYA	6.045	7.537	24,68	14.065	4.420	-68,57
REUNION	20.630	40.319	95,44	29.251	94.562	223,28
MOZAMBIQUE	12	5	-58,33	24	13	-45,83
GUINEA	185	0	-100,00	1.307	0	-100,00
ANGOLA	0	42	--	0	20	--
SIERRA LEONE	0	1.922	--	0	1.596	--
GABON	0	4.144	--	0	10.388	--
COTE D'IVOIRE	11	5.335	48.400,00	12	9.483	78.925,00
SENEGAL	726	2.002	175,76	1.858	2.510	35,09
SEYCHELLES	14.084	15.768	11,96	43.480	21.843	-49,76
SOUTH AFRICA	41.100	29.330	-28,64	54.467	48.999	-10,04
MAURITIUS	9.571	10.200	6,57	17.863	39.168	119,27
VIRGIN ISLANDS (BRITISH)	0	1.246	--	0	4.740	--
AUSTRALIA	379.456	604.911	59,42	309.933	456.512	47,29
NEW ZEALAND	19.203	15.699	-18,25	35.527	27.653	-22,16
GUAM	1.274	1.317	3,38	4.723	3.062	-35,17
PALAU	0	564	--	0	1.488	--
NEW CALEDONIA	14.232	18.127	27,37	17.796	30.706	72,54
NORTHERN MARIANA ISLANDS	71	0	-100,00	344	0	-100,00
SAINT VINCENT AND THE GRENADII	1.401	6.206	342,97	2.765	11.248	306,80
VANUATU	1.649	1.810	9,76	1.377	3.059	122,15
WALLIS AND FUTUNA ISLANDS	123	1.259	923,58	184	2.149	1.067,93
COOK ISLANDS	11.117	1.180	-89,39	12.426	5.720	-53,97
FIJI	2.027	7.339	262,06	8.321	29.308	252,22
SAMOA	0	862	--	0	1.728	--
TONGA	0	1.044	--	0	1.718	--
EAST TIMOR	0	2.325	--	0	1.811	--
UNITED STATES	2.141.273	808.907	-62,22	4.710.361	4.408.274	-6,41
CANADA	81.444	118.988	46,10	201.478	292.923	45,39
MEXICO	26.025	31.693	21,78	105.642	67.474	-36,13
NICARAGUA	0	398	--	0	485	--
PANAMA	10.468	116	-98,89	17.574	873	-95,03
CHILE	2.667	5.776	116,57	3.424	11.509	236,13
VENEZUELA	1.131	3.400	200,62	3.869	1.806	-53,32
ARGENTINA	21.550	17.695	-17,89	45.316	38.186	-15,73
BRAZIL	23.603	24.439	3,54	56.684	46.961	-17,15
COLOMBIA	33.302	1.735	-94,79	114.222	1.851	-98,38
BOLIVIA	20	0	-100,00	34	0	-100,00
URUGUAY	542	0	-100,00	662	0	-100,00
ECUADOR	12	0	-100,00	33	0	-100,00
PERU	0	1.774	--	0	1.954	--
BAHAMAS	317	18.371	5.695,27	117	23.897	20.324,79
JAMAICA	11.876	3.847	-67,61	16.901	3.854	-77,20
PUERTO RICO	2.882	1.337	-53,61	6.484	5.160	-20,42
DOMINICAN REPUBLIC	9.003	12.806	42,24	15.693	26.473	68,69
COSTA RICA	5.135	9.078	76,79	6.405	17.254	169,38
BARBADOS	3.737	4.938	32,14	1.911	9.009	371,43
ANTIGUA AND BARBUDA	1.123	444	-60,46	2.126	1.081	-49,15
ANGUILLA	1.549	0	-100,00	6.446	0	-100,00
ARUBA	380	2.966	680,53	735	9.656	1.213,74
BERMUDA	53	70	32,08	363	334	-7,99
CAYMAN ISLANDS	742	753	1,48	200	253	26,50
FALKLAND ISLANDS (MALVINAS)	730	0	-100,00	956	0	-100,00
FRENCH GUIANA	2.883	3.383	17,34	5.788	11.747	102,95
FRENCH POLYNESIA	26.567	24.293	-8,56	43.571	33.057	-24,13
GRENADA	10.789	0	-100,00	1.732	0	-100,00
MARTINIQUE	3.503	6.732	92,18	10.490	15.925	51,81
NETHERLANDS ANTILLES	136	403	196,32	1.367	6.523	377,18
SAINT LUCIA	215	526	144,65	7.590	1.800	-76,28
TURKS AND CAICOS ISLANDS	537	7.650	1.324,58	4.410	16.200	267,35



TABEL 5. PERKEMBANGAN EKSPOR INDONESIA MENURUT KOMODITI DAN NEGARA TUJUAN

JENIS BARANG	BERAT BERSIH (KG)		PERUB	NILAI FOB (US \$)		PERUB
	JAN-APR 2007	JAN-APR 2008	%	JAN-APR 2007	JAN-APR 2008	%
(1)	(2)	(3)	(4)	(5)	(6)	(7)
GADELOUPE	8.543	4.639	-45,70	37.147	10.915	-70,62
SAINT KITTS AND NEVIS	0	1	--	0	16	--
UNITED KINGDOM	220.060	118.493	-46,15	679.417	393.785	-42,04
NETHERLANDS	181.161	170.367	-5,96	639.837	469.237	-26,66
FRANCE	351.225	302.522	-13,87	734.885	738.139	0,44
GERMANY, FED. REP. OF	223.223	246.935	10,62	481.924	496.882	3,10
AUSTRIA	4.340	5.290	21,89	23.576	13.127	-44,32
BELGIUM	77.975	111.729	43,29	181.758	300.498	65,33
SWITZERLAND	6.416	3.732	-41,83	20.653	23.104	11,87
DENMARK	25.167	28.250	12,25	63.430	140.891	122,12
NORWAY	9.652	6.459	-33,08	24.597	23.156	-5,86
SWEDEN	9.599	14.160	47,52	32.147	23.714	-26,23
FINLAND	15.678	12.022	-23,32	35.853	43.396	21,04
IRELAND	30.645	1.659	-94,59	29.505	1.844	-93,75
ITALY	304.029	272.733	-10,29	687.500	656.745	-4,47
SPAIN	254.338	230.839	-9,24	611.434	695.296	13,72
PORTUGAL	10.038	22.201	121,17	19.508	76.212	290,67
GREECE	70.142	67.955	-3,12	158.526	167.813	5,86
HUNGARY	12.929	18.632	44,11	29.460	44.888	52,37
POLAND	30.301	28.582	-5,67	28.602	64.570	125,75
ROMANIA	4.210	36	-99,14	6.335	139	-97,81
BULGARIA	14.381	3.859	-73,17	18.297	7.869	-56,99
YUGOSLAVIA	4	718	17.850,00	47	914	1.844,68
KAZAKHSTAN	260	53	-79,62	366	63	-82,79
UKRAINE	8.680	21.816	151,34	63.948	34.605	-45,89
LITHUANIA	0	312	--	0	1.292	--
ESTONIA	2.333	4.751	103,64	2.962	9.192	210,33
CROATIA	9.492	14.163	49,21	34.367	21.397	-37,74
BOSNIA AND HERZEGOVINA	0	887	--	0	2.499	--
MALTA	3.792	11.849	212,47	11.907	27.244	128,81
SLOVAKIA	1	0	-100,00	21	0	-100,00
SLOVENIA	4.503	6.022	33,73	5.883	1.829	-68,91
CZECH REPUBLIC	1.145	199	-82,62	3.477	566	-83,72
REP. OF MACEDONIA	0	1.084	--	0	1.575	--
RUSSIA FEDERATION	13.042	19.998	53,34	46.141	39.927	-13,47
<b>-DARI ROTAN</b>	<b>41.100.676</b>	<b>52.629.407</b>	<b>28,05</b>	<b>118.229.651</b>	<b>119.495.827</b>	<b>1,07</b>
JAPAN	4.920.476	4.624.930	-6,01	14.242.303	13.758.876	-3,39
HONG KONG	37.186	43.487	16,94	107.857	156.377	44,99
KOREA, REPUBLIC OF	302.991	351.236	15,92	439.312	694.579	58,11
TAIWAN	412.846	236.004	-42,83	592.376	425.262	-28,21
CHINA	157.763	184.797	17,14	583.790	495.463	-15,13
PAPUA NEW GUINEA	3.034	20.524	576,47	4.782	154.648	3.133,96
THAILAND	40.652	45.806	12,68	69.513	116.691	67,87
SINGAPORE	252.793	210.649	-16,67	407.231	480.944	18,10
PHILIPPINES	8.068	50.871	530,53	17.689	171.891	871,74
MALAYSIA	632.264	770.670	21,89	1.976.765	1.903.853	-3,69
CAMBODIA	0	64	--	0	225	--
BRUNEI DARUSSALAM	1.882	322	-82,89	3.454	584	-83,09
VIET NAM	958	56.483	5.795,93	4.606	412.248	8.850,24
MALDIVES	39.739	64.525	62,37	108.729	117.094	7,69
INDIA	59.830	74.674	24,81	81.389	184.615	126,83
PAKISTAN	18.974	2.548	-86,57	22.142	3.224	-85,44
SRI LANKA	13.266	20.329	53,24	10.451	18.772	79,62
IRAN (ISLAMIC REPUBLIC OF)	13.712	25.966	89,37	44.301	71.196	60,71
SAUDI ARABIA	75.340	179.610	138,40	103.352	238.056	130,34
ISRAEL	0	32.529	--	0	65.063	--
KUWAIT	79.034	171.930	117,54	89.039	405.351	355,25
JORDAN	13.350	21.191	58,73	13.293	63.541	378,00
LEBANON	96.083	123.964	29,02	265.792	334.560	25,87
YEMEN	3.077	11.012	257,88	3.555	10.266	188,78
OMAN	8.991	17.345	92,92	20.476	43.684	113,34
SYRIA ARAB REPUBLIC	0	22.260	--	0	36.534	--
TURKEY	392.944	406.224	3,38	1.261.018	991.989	-21,33
UNITED ARAB EMIRATES	301.376	303.798	0,80	872.445	888.581	1,85
QATAR	7.159	33.086	362,16	39.223	258.520	559,10
BAHRAIN	31.121	34.337	10,33	94.423	91.708	-2,88
CYPRUS	135.785	88.076	-35,14	508.577	330.271	-35,06
EGYPT	71.219	76.040	6,77	150.349	164.859	9,65
LIBYAN ARAB JAMAHIRIYA	0	30.270	--	0	31.230	--
MOROCCO	65.524	129.703	97,95	130.652	354.694	171,48
TUNISIA	3.248	4.280	31,77	6.933	28.194	306,66
SUDAN	2.325	8.893	282,49	5.340	104.942	1.865,21
NAMIBIA	5.300	12.384	133,66	11.855	18.439	55,54
TANZANIA, UNITED REPUBLIC OF	9.293	15.309	64,74	8.361	25.020	199,25
MADAGASCAR	0	1.744	--	0	1.987	--
KENYA	6.809	4.500	-33,91	16.820	16.150	-3,98
REUNION	111.447	142.346	27,73	143.379	234.785	63,75

TABEL 5. PERKEMBANGAN EKSPOR INDONESIA MENURUT KOMODITI DAN NEGARA TUJUAN

JENIS BARANG	BERAT BERSIH (KG)		PERUB	NILAI FOB (US \$)		PERUB
	JAN-APR 2007	JAN-APR 2008	%	JAN-APR 2007	JAN-APR 2008	%
	(1)	(2)	(3)	(4)	(5)	(6)
MOZAMBIQUE	9.219	0	-100,00	20.337	0	-100,00
GHANA	0	1	--	0	45	--
GUINEA	3.190	0	-100,00	7.872	0	-100,00
ANGOLA	0	13.600	--	0	9.620	--
CONGO	58.024	46.314	-20,18	60.600	56.125	-7,38
NIGERIA	17.636	3.496	-80,18	22.959	70.654	207,74
SIERRA LEONE	0	3.279	--	0	2.722	--
COTE D'IVOIRE	0	3.787	--	0	9.218	--
SENEGAL	489	2.067	322,70	3.514	5.155	46,70
MAURITANIA	239	0	-100,00	855	0	-100,00
U.S. VIRGIN ISLANDS	10	163	1.530,00	284	160	-43,66
SEYCHELLES	0	985	--	0	6.270	--
UGANDA	1.067	0	-100,00	2.166	0	-100,00
SOUTH AFRICA	335.907	596.552	77,59	899.958	1.789.725	98,87
ZIMBABWE	0	50	--	0	100	--
MAURITIUS	24.201	45.340	87,35	82.357	128.455	55,97
VIRGIN ISLANDS (BRITISH)	0	4.622	--	0	32.029	--
AUSTRALIA	953.141	1.580.588	65,83	2.098.311	3.155.101	50,36
NEW ZEALAND	83.262	165.174	98,38	197.840	308.975	56,17
GUAM	6.620	24.734	273,63	22.744	46.075	102,58
PALAU	0	3	--	0	15	--
NEW CALEDONIA	13.879	78.985	469,10	33.846	130.955	286,91
NORTHERN MARIANA ISLANDS	349	0	-100,00	1.278	0	-100,00
SAINT VINCENT AND THE GRENADII	2.924	0	-100,00	5.670	0	-100,00
VANUATU	1.700	15.338	802,24	1.205	22.954	1.804,90
WALLIS AND FUTUNA ISLANDS	3.372	3.931	16,58	4.735	6.614	39,68
FIJI	1.009	6.670	561,05	2.521	24.593	875,53
SAMOA	316	1.242	293,04	960	2.316	141,25
SOLOMON ISLANDS	0	2.982	--	0	12.986	--
TONGA	0	3.159	--	0	2.392	--
EAST TIMOR	0	12.779	--	0	13.801	--
UNITED STATES	4.839.108	4.281.976	-11,51	16.673.282	14.435.884	-13,42
CANADA	276.637	416.927	50,71	917.976	1.295.994	41,18
MEXICO	174.192	209.318	20,17	427.211	651.028	52,39
GUATEMALA	5.885	18.338	211,61	21.745	52.077	139,49
HONDURAS	0	2.636	--	0	11.530	--
NICARAGUA	4.013	2.636	-34,31	12.355	11.530	-6,68
PANAMA	92.736	71.928	-22,44	198.561	160.779	-19,03
CUBA	6.029	0	-100,00	29.488	0	-100,00
SURINAME	27.295	27.144	-0,55	30.392	43.618	43,52
CHILE	12.410	54.817	341,72	63.235	125.833	98,99
VENEZUELA	11.329	15.134	33,59	35.396	41.637	17,63
ARGENTINA	49.057	43.890	-10,53	102.011	127.099	24,59
BRAZIL	62.993	71.587	13,64	144.720	218.728	51,14
COLOMBIA	76.317	25.661	-66,38	266.061	102.783	-61,37
BOLIVIA	779	0	-100,00	1.750	0	-100,00
URUGUAY	6.247	20.622	230,11	13.632	91.006	567,59
PARAGUAY	0	6.187	--	0	14.927	--
ECUADOR	2.776	16.514	494,88	21.172	65.353	208,68
PERU	10.268	8.158	-20,55	18.913	11.955	-36,79
GUYANA	0	2.882	--	0	2.945	--
TRINIDAD AND TOBAGO	1.051	0	-100,00	5.536	0	-100,00
BAHAMAS	8.527	0	-100,00	9.098	0	-100,00
JAMAICA	0	9.350	--	0	18.651	--
PUERTO RICO	21.796	17.126	-21,43	51.962	39.135	-24,69
DOMINICAN REPUBLIC	86.923	84.440	-2,86	266.767	329.072	23,36
EL SALVADOR	6.099	2.636	-56,78	20.680	11.530	-44,25
COSTA RICA	63.014	100.024	58,73	85.382	376.746	341,25
BARBADOS	9.496	4.480	-52,82	30.908	26.109	-15,53
ANTIGUA AND BARBUDA	11.090	5.628	-49,25	32.879	13.645	-58,50
ARUBA	10.430	8.244	-20,96	4.227	29.338	594,06
CAPE VERDE	4.806	0	-100,00	10.046	0	-100,00
CAYMAN ISLANDS	0	13.313	--	0	3.097	--
DOMINICA	9.149	948	-89,64	31.092	2.937	-90,55
FALKLAND ISLANDS (MALVINAS)	4.400	0	-100,00	5.742	0	-100,00
FRENCH GUIANA	26.063	8.188	-68,58	41.905	20.885	-50,16
FRENCH POLYNESIA	61.098	126.251	106,64	127.792	291.917	128,43
GRENADA	7.468	0	-100,00	22.450	0	-100,00
MARTINIQUE	87.848	35.198	-59,93	233.301	96.100	-58,81
NETHERLANDS ANTILLES	90.462	32.618	-63,94	201.410	74.536	-62,99
SAINT LUCIA	1.950	1.750	-10,26	5.845	6.500	11,21
TURKS AND CAICOS ISLANDS	189	0	-100,00	622	0	-100,00
GUADELOUPE	76.373	65.353	-14,43	198.815	235.588	18,50
UNITED KINGDOM	2.521.386	14.829.229	488,14	7.638.500	10.191.916	33,43
NETHERLANDS	2.277.017	2.183.022	-4,13	9.316.426	6.345.681	-31,89
FRANCE	1.595.665	1.785.396	11,89	3.815.967	4.841.841	26,88
GERMANY, FED. REP. OF	5.577.858	5.142.738	-7,80	15.608.980	15.516.935	-0,59
AUSTRIA	120.067	16.038	-86,64	248.311	35.541	-85,69

TABEL 5. PERKEMBANGAN EKSPOR INDONESIA MENURUT KOMODITI DAN NEGARA TUJUAN

JENIS BARANG	BERAT BERSIH (KG)		PERUB	NILAI FOB (US \$)		PERUB
	JAN-APR 2007	JAN-APR 2008	%	JAN-APR 2007	JAN-APR 2008	%
	(1)	(2)	(3)	(4)	(5)	(6)
BELGIUM	1.890.295	1.680.892	-11,08	5.956.373	5.683.494	-4,58
SWITZERLAND	60.204	18.711	-68,92	171.535	58.072	-66,15
DENMARK	259.276	254.240	-1,94	806.856	1.216.283	50,74
NORWAY	124.731	69.386	-44,37	494.887	248.933	-49,70
SWEDEN	373.181	235.487	-36,90	946.113	770.456	-18,57
FINLAND	488.949	477.856	-2,27	1.220.682	1.355.802	11,07
IRELAND	257.355	136.367	-47,01	688.526	281.910	-59,06
ITALY	3.278.670	2.946.203	-10,14	8.193.319	7.908.055	-3,48
SPAIN	2.873.819	1.743.102	-39,35	7.804.997	5.387.299	-30,98
PORTUGAL	324.888	312.380	-3,85	798.488	940.282	17,76
ICELAND	1.667	6.665	299,82	1.712	15.092	781,54
GREECE	800.226	1.185.952	48,20	2.138.802	3.238.258	51,41
HUNGARY	143.157	62.299	-56,48	435.032	171.019	-60,69
POLAND	589.468	561.491	-4,75	1.473.494	1.310.671	-11,05
ROMANIA	171.015	269.316	57,48	458.848	635.345	38,47
BULGARIA	49.632	101.728	104,96	116.365	234.054	101,14
YUGOSLAVIA	18.916	16.539	-12,57	38.768	40.298	3,95
BELARUS	6.088	0	-100,00	20.908	0	-100,00
KAZAKHSTAN	17.491	11.724	-32,97	37.637	39.062	3,79
KYRGYZSTAN	2.196	0	-100,00	4.974	0	-100,00
UKRAINE	174.582	325.153	86,25	449.636	926.615	106,08
UZBEKISTAN	3.223	2.665	-17,31	8.418	4.086	-51,46
LITHUANIA	13.268	44.377	234,47	33.241	107.559	223,57
LATVIA	77.048	158.465	105,67	198.962	434.343	118,30
ESTONIA	50.122	41.465	-17,27	96.345	150.163	55,86
GEORGIA	6.683	4.810	-28,03	17.905	10.299	-42,48
CROATIA	138.060	86.447	-37,38	347.760	230.109	-33,83
BOSNIA AND HERZEGOVINA	0	232	--	0	940	--
MALTA	6.637	4.658	-29,82	26.165	21.155	-19,15
SLOVAKIA	8.340	140.954	1.590,10	66.324	41.717	-37,10
SLOVENIA	161.352	201.070	24,62	394.421	496.171	25,80
CZECH REPUBLIC	70.057	25.171	-64,07	158.973	62.503	-60,68
REP. OF MACEDONIA	3.900	3.813	-2,23	12.805	11.935	-6,79
RUSSIA FEDERATION	465.471	460.907	-0,98	1.686.253	1.749.420	3,75
<b>-DARI BAHAN LAINNYA</b>	<b>277.489.527</b>	<b>252.081.415</b>	<b>-9,16</b>	<b>594.799.020</b>	<b>614.343.896</b>	<b>3,29</b>
JAPAN	30.270.948	32.110.800	6,08	50.680.723	57.278.805	13,02
HONG KONG	485.745	308.073	-36,58	1.063.241	1.021.303	-3,94
KOREA, REPUBLIC OF	4.960.703	4.887.318	-1,48	9.847.096	9.836.177	-0,11
TAIWAN	2.996.400	3.088.140	3,06	5.114.837	7.352.926	43,76
CHINA	1.739.294	1.715.826	-1,35	1.857.146	2.673.202	43,94
MACAU	0	22.212	--	0	69.105	--
PAPUA NEW GUINEA	163	2.256	1.284,05	473	3.761	695,14
THAILAND	184.627	223.502	21,06	342.950	566.330	65,13
SINGAPORE	5.213.578	2.408.062	-53,81	5.204.490	5.105.039	-1,91
PHILIPPINES	519.019	763.602	47,12	357.381	796.742	122,94
MALAYSIA	6.551.156	8.799.544	34,32	7.283.059	10.152.094	39,39
MYANMAR (FORM. BURMA)	384	725	88,80	9.801	17.573	79,30
CAMBODIA	10.080	5.488	-45,56	84.055	33.571	-60,06
BRUNEI DARUSSALAM	75.782	124.251	63,96	48.181	207.402	330,46
VIET NAM	120.958	115.106	-4,84	176.785	341.173	92,99
MALDIVES	341.049	386.575	13,35	462.146	675.501	46,17
INDIA	993.670	753.443	-24,18	1.343.147	1.241.345	-7,58
PAKISTAN	0	98.875	--	0	83.165	--
BANGLADESH	5.400	0	-100,00	10.305	0	-100,00
SRI LANKA	152.591	193.860	27,05	151.583	147.656	-2,59
AFGHANISTAN	77.316	0	-100,00	62.530	0	-100,00
IRAN (ISLAMIC REPUBLIC OF)	99.166	178.921	80,43	221.580	494.523	123,18
SAUDI ARABIA	855.692	957.362	11,88	963.791	1.025.994	6,45
ISRAEL	0	527.631	--	0	1.053.648	--
KUWAIT	489.276	568.423	16,18	702.056	789.259	12,42
JORDAN	175.348	180.279	2,81	279.717	311.834	11,48
LEBANON	459.390	431.129	-6,15	679.373	766.432	12,81
YEMEN	256.673	232.747	-9,32	311.270	252.656	-18,83
OMAN	216.699	128.955	-40,49	198.631	124.696	-37,22
SYRIA ARAB REPUBLIC	12.557	70.333	460,11	43.480	152.403	250,51
TURKEY	1.389.856	1.125.577	-19,01	3.663.512	3.989.564	8,90
UNITED ARAB EMIRATES	17.583.690	19.015.470	8,14	12.184.425	14.344.658	17,73
QATAR	101.657	161.018	58,39	162.295	372.823	129,72
BAHRAIN	269.220	224.587	-16,58	400.924	345.680	-13,78
CYPRUS	264.012	197.009	-25,38	604.233	928.730	53,70
EGYPT	379.462	363.943	-4,09	429.620	641.113	49,23
LIBYAN ARAB JAMAHIRIYA	115.157	35.647	-69,04	87.946	36.785	-58,17
MOROCCO	423.183	352.005	-16,82	477.526	532.887	11,59
TUNISIA	36.089	24.102	-33,22	180.294	148.241	-17,78
ALGERIA	15.153	45.194	198,25	22.771	49.285	116,44
SUDAN	274.394	108.125	-60,59	205.232	121.031	-41,03
NAMIBIA	4.664	34.699	643,98	22.660	26.896	18,69

TABEL 5. PERKEMBANGAN EKSPOR INDONESIA MENURUT KOMODITI DAN NEGARA TUJUAN

JENIS BARANG	BERAT BERSIH (KG)		PERUB	NILAI FOB (US \$)		PERUB
	JAN-APR 2007	JAN-APR 2008	%	JAN-APR 2007	JAN-APR 2008	%
	(1)	(2)	(3)	(4)	(5)	(6)
ETHIOPIA	172.057	44.336	-74,23	158.211	45.568	-71,20
TANZANIA, UNITED REPUBLIC OF	309.112	405.070	31,04	316.069	407.100	28,80
MADAGASCAR	17.170	26.613	55,00	16.461	51.531	213,05
KENYA	167.570	215.430	28,56	134.824	165.059	22,43
REUNION	738.882	2.891.510	291,34	1.221.993	3.107.020	154,26
MOZAMBIQUE	65.157	34.067	-47,72	100.667	70.450	-30,02
EQUATORIAL GUINEA	18.645	11.494	-38,35	11.958	9.475	-20,76
GHANA	103.361	57.174	-44,69	126.819	74.863	-40,97
ANGOLA	171.671	159.550	-7,06	167.132	102.368	-38,75
CONGO	32.818	114.931	250,21	22.308	160.812	620,87
CAMEROON	12.650	143.797	1.036,74	5.695	123.830	2.074,36
NIGERIA	56.146	23.282	-58,53	58.990	30.848	-47,71
SIERRA LEONE	0	8.000	--	0	7.549	--
GABON	28.781	36.538	26,95	43.248	44.096	1,96
COTE D'IVOIRE	59.716	60.350	1,06	62.153	55.648	-10,47
SENEGAL	9.765	8.455	-13,42	19.323	21.817	12,91
MAURITANIA	69.848	0	-100,00	139.875	0	-100,00
MALI	0	31.441	--	0	88.036	--
BENIN	166.387	231.345	39,04	166.538	262.772	57,79
U.S. VIRGIN ISLANDS	39.004	35.196	-9,76	86.658	68.035	-21,49
SEYCHELLES	63.544	96.349	51,63	91.506	355.464	288,46
UGANDA	25.030	9.147	-63,46	27.332	13.910	-49,11
NIGER	0	6.179	--	0	10.667	--
DJIBOUTI	180.973	326.138	80,21	101.213	224.332	121,64
SAO TOME AND PRINCIPE	0	3.805	--	0	4.089	--
SWAZILAND	0	2.954	--	0	6.860	--
SOUTH AFRICA	1.687.042	1.515.239	-10,18	3.045.004	2.693.798	-11,53
MAURITIUS	160.317	282.327	76,11	238.517	950.936	298,69
RWANDA	54.880	18.990	-65,40	54.878	19.229	-64,96
VIRGIN ISLANDS (BRITISH)	4.348	17.418	300,60	11.416	38.213	234,73
AUSTRALIA	9.483.494	9.102.781	-4,01	15.044.982	16.592.836	10,29
NEW ZEALAND	683.588	668.559	-2,20	1.429.236	1.356.740	-5,07
GUAM	21.734	19.864	-8,60	25.257	51.713	104,75
NEW CALEDONIA	325.458	380.993	17,06	485.081	716.653	47,74
SAINT VINCENT AND THE GRENADII	13.776	39.388	185,92	43.845	107.990	146,30
VANUATU	13.074	8.460	-35,29	11.988	26.174	118,34
WALLIS AND FUTUNA ISLANDS	638	8.325	1.204,86	645	12.718	1.871,78
AMERICAN SAMOA	8.696	0	-100,00	70.435	0	-100,00
COOK ISLANDS	14.763	150	-98,98	28.031	1.874	-93,31
FIJI	65.568	43.425	-33,77	112.306	128.974	14,84
SAMOA	0	2.505	--	0	4.777	--
SOLOMON ISLANDS	50	6.824	13.548,00	665	19.048	2.764,36
TONGA	631	13.339	2.013,95	779	11.809	1.415,92
EAST TIMOR	22.180	57.403	158,81	59.709	52.515	-12,05
UNITED STATES	69.194.619	57.905.232	-16,32	199.222.418	185.035.811	-7,12
CANADA	3.841.044	3.973.479	3,45	9.453.065	10.494.110	11,01
MEXICO	582.530	435.005	-25,32	1.137.546	1.294.052	13,76
GUATEMALA	43.487	56.700	30,38	81.826	100.700	23,07
HONDURAS	7.632	16.208	112,37	10.785	25.339	134,95
NICARAGUA	0	4.041	--	0	10.825	--
PANAMA	324.550	147.284	-54,62	633.986	318.223	-49,81
CUBA	0	5.912	--	0	14.039	--
SURINAME	28.176	47.351	68,05	46.153	90.390	95,85
CHILE	45.125	61.318	35,88	64.592	163.622	153,32
VENEZUELA	63.895	60.823	-4,81	160.554	119.343	-25,67
ARGENTINA	119.259	161.899	35,75	249.396	325.433	30,49
BRAZIL	135.874	89.495	-34,13	281.175	211.483	-24,79
COLOMBIA	62.655	60.509	-3,43	91.696	115.217	25,65
BOLIVIA	22.075	0	-100,00	54.845	0	-100,00
URUGUAY	1.836	6.868	274,07	2.537	7.225	184,79
ECUADOR	53.707	14.903	-72,25	118.895	110.333	-7,20
PERU	6.263	0	-100,00	8.923	0	-100,00
GUYANA	3.039	2.852	-6,15	10.387	3.823	-63,19
TRINIDAD AND TOBAGO	8.880	18.617	109,65	20.196	46.746	131,46
BAHAMAS	26.928	17.909	-33,49	110.728	36.770	-66,79
JAMAICA	106.688	106.446	-0,23	151.296	195.485	29,21
PUERTO RICO	409.338	315.762	-22,86	792.892	704.946	-11,09
DOMINICAN REPUBLIC	232.342	384.801	65,62	443.221	737.831	66,47
EL SALVADOR	4.650	10.678	129,63	8.769	21.340	143,36
COSTA RICA	96.536	66.558	-31,05	156.329	143.235	-8,38
HAITI	0	9.200	--	0	24.578	--
BARBADOS	26.279	48.767	85,57	36.781	107.548	192,40
ANTIGUA AND BARBUDA	13.405	2.778	-79,28	10.008	15.395	53,83
ANGUILLA	1.113	9.233	729,56	4.633	19.067	311,55
ARUBA	66.540	52.693	-20,81	148.778	96.917	-34,86
BERMUDA	4.393	10.419	137,17	18.223	24.441	34,12
CAYMAN ISLANDS	36.277	6.234	-82,82	82.615	8.965	-89,15
DOMINICA	12.625	14.762	16,93	24.415	28.724	17,65

TABEL 5. PERKEMBANGAN EKSPOR INDONESIA MENURUT KOMODITI DAN NEGARA TUJUAN

JENIS BARANG	BERAT BERSIH (KG)		PERUB	NILAI FOB (US \$)		PERUB
	JAN-APR 2007	JAN-APR 2008	%	JAN-APR 2007	JAN-APR 2008	%
(1)	(2)	(3)	(4)	(5)	(6)	(7)
FALKLAND ISLANDS (MALVINAS)	1.859	0	-100,00	2.427	0	-100,00
FRENCH GUIANA	34.070	63.685	86,92	67.970	111.319	63,78
FRENCH POLYNESIA	384.320	301.763	-21,48	561.302	606.158	7,99
GRENADA	12.709	10.924	-14,05	13.148	29.224	122,27
MARTINIQUE	113.001	261.332	131,27	248.073	493.731	99,03
NETHERLANDS ANTILLES	103.951	200.137	92,53	228.609	486.358	112,75
NORFOLK ISLANDS	33	22.091	66.842,42	186	48.297	25.866,13
SAINT LUCIA	5.278	3.590	-31,98	21.921	12.292	-43,93
TURKS AND CAICOS ISLANDS	7.361	19.388	163,39	22.420	41.206	83,79
GUADELOUPE	93.708	224.623	139,71	239.485	530.818	121,65
UNITED KINGDOM	22.073.860	10.287.245	-53,40	35.436.507	31.974.775	-9,77
NETHERLANDS	16.435.652	16.161.302	-1,67	43.057.012	48.389.564	12,38
FRANCE	13.820.535	15.075.625	9,08	35.250.468	42.951.536	21,85
GERMANY, FED. REP. OF	10.476.047	6.888.307	-34,25	23.924.091	20.641.575	-13,72
AUSTRIA	299.010	153.386	-48,70	888.668	577.612	-35,00
BELGIUM	10.152.356	9.839.888	-3,08	30.387.665	31.437.164	3,45
SWITZERLAND	351.262	237.677	-32,34	808.378	1.077.610	33,31
LUXEMBOURG	6.428	0	-100,00	19.162	0	-100,00
GIBRALTAR	0	3.799	--	0	15.593	--
DENMARK	2.680.973	2.998.209	11,83	9.161.100	12.506.142	36,51
NORWAY	1.407.691	866.915	-38,42	3.444.211	2.681.562	-22,14
SWEDEN	2.508.261	1.826.024	-27,20	6.876.294	5.803.711	-15,60
FINLAND	842.090	856.843	1,75	2.747.109	3.143.678	14,44
IRELAND	2.105.438	1.294.183	-38,53	4.487.417	3.223.593	-28,16
ITALY	8.748.148	7.319.979	-16,33	19.750.674	20.123.061	1,89
SPAIN	10.444.367	7.953.075	-23,85	21.737.442	19.106.494	-12,10
PORTUGAL	1.088.827	1.901.308	74,62	1.827.115	2.854.791	56,25
ICELAND	9.009	54.213	501,76	29.649	156.382	427,44
GREECE	2.150.243	1.660.704	-22,77	5.171.027	4.490.628	-13,16
DEMOCRATIC REPUBLIC OF THE C	37.872	75.557	99,51	26.494	66.031	149,23
HUNGARY	82.512	136.287	65,17	175.095	224.555	28,25
POLAND	432.731	584.784	35,14	862.221	1.310.412	51,98
ROMANIA	68.691	154.760	125,30	112.985	185.778	64,43
BULGARIA	75.141	79.590	5,92	133.803	158.779	18,67
YUGOSLAVIA	28.561	30.752	7,67	52.631	38.921	-26,05
ALBANIA	0	15.620	--	0	45.611	--
ARMENIA	0	262.189	--	0	349.405	--
AZERBAIJAN	0	11.385	--	0	47.517	--
KAZAKHSTAN	0	404	--	0	2.349	--
UKRAINE	334.900	174.832	-47,80	746.995	392.097	-47,51
LITHUANIA	23.440	92.808	295,94	65.892	295.720	348,79
LATVIA	137.291	264.827	92,89	361.970	622.154	71,88
ESTONIA	90.723	72.220	-20,40	198.530	291.124	46,64
GEORGIA	8.218	23.688	188,25	28.127	64.630	129,78
CROATIA	303.626	267.421	-11,92	604.189	563.234	-6,78
BOSNIA AND HERZEGOVINA	3.527	2.164	-38,64	8.913	6.754	-24,22
MALTA	71.778	87.334	21,67	155.689	221.675	42,38
SLOVAKIA	71.810	56.359	-21,52	65.317	66.892	2,41
SLOVENIA	205.723	238.343	15,86	302.268	653.837	116,31
CZECH REPUBLIC	190.776	287.168	50,53	729.872	1.016.033	39,21
REP. OF MACEDONIA	1.599	0	-100,00	4.010	0	-100,00
RUSSIA FEDERATION	193.636	412.017	112,78	433.814	1.143.354	163,56
<b>-AN ORGANIK</b>	<b>555.234.544</b>	<b>1.955.274.105</b>	<b>252,15</b>	<b>155.188.060</b>	<b>251.080.155</b>	<b>61,79</b>
JAPAN	40.868.240	101.874.125	149,27	13.196.020	30.469.325	130,90
HONG KONG	356.375	133.938	-62,42	54.000	44.120	-18,30
KOREA, REPUBLIC OF	99.429.524	170.653.565	71,63	27.926.718	43.542.878	55,92
TAIWAN	136.038.009	208.232.644	53,07	37.970.304	65.726.459	73,10
CHINA	19.762.309	1.230.399.888	6.125,99	6.803.803	34.691.558	409,88
PAPUA NEW GUINEA	48.000	0	-100,00	9.205	0	-100,00
THAILAND	44.208.065	48.212.034	9,06	11.015.622	11.353.717	3,07
SINGAPORE	12.698.431	11.161.432	-12,10	4.716.065	3.672.292	-22,13
PHILIPPINES	28.618.135	38.414.686	34,23	7.739.673	12.071.731	55,97
MALAYSIA	29.136.839	30.697.840	5,36	7.720.266	11.965.084	54,98
MYANMAR (FORM. BURMA)	240.000	50.000	-79,17	101.986	27.280	-73,25
BRUNEI DARUSSALAM	3.805.000	3.794.200	-0,28	488.315	684.356	40,15
NEPAL	20.000	0	-100,00	8.730	0	-100,00
VIET NAM	15.332.474	15.581.433	1,62	4.987.091	5.932.493	18,96
MALDIVES	18.679	0	-100,00	6.780	0	-100,00
INDIA	75.237.167	31.910.442	-57,59	18.693.696	9.669.517	-48,27
PAKISTAN	1.188.975	1.679.062	41,22	327.263	600.664	83,54
BANGLADESH	3.945.855	4.426.114	12,17	677.484	858.000	26,65
SRI LANKA	1.656.032	2.711.399	63,73	457.221	589.422	28,91
IRAN (ISLAMIC REPUBLIC OF)	200.000	100.000	-50,00	182.000	114.000	-37,36
SAUDI ARABIA	398.578	327.580	-17,81	274.840	517.352	88,24
OMAN	6	0	-100,00	1.400	0	-100,00
TURKEY	38.107	19.000	-50,14	12.494	8.020	-35,81
UNITED ARAB EMIRATES	2.072	226.737	10.842,91	2.791	423.714	15.081,44

TABEL 5. PERKEMBANGAN EKSPOR INDONESIA MENURUT KOMODITI DAN NEGARA TUJUAN

JENIS BARANG	BERAT BERSIH (KG)		PERUB	NILAI FOB (US \$)		PERUB
	JAN-APR 2007	JAN-APR 2008	%	JAN-APR 2007	JAN-APR 2008	%
(1)	(2)	(3)	(4)	(5)	(6)	(7)
QATAR	0	21.900	--	0	8.450	--
BAHRAIN	0	319.200	--	0	365.500	--
EGYPT	625.000	1.532.000	145,12	54.355	222.900	310,08
SUDAN	64.350	107.250	66,67	11.326	24.668	117,80
TANZANIA, UNITED REPUBLIC OF	1.750.000	1.800.000	2,86	174.505	235.530	34,97
MADAGASCAR	260.000	133.000	-48,85	31.416	25.329	-19,38
KENYA	1.684.000	1.965.000	16,69	174.120	224.795	29,10
GUINEA	72.000	0	-100,00	31.680	0	-100,00
NIGERIA	36.815	210.298	471,23	64.902	228.463	252,01
SOUTH AFRICA	389.330	431.300	10,78	206.253	201.569	-2,27
MAURITIUS	1.590.144	601.052	-62,20	173.951	81.478	-53,16
AUSTRALIA	30.825.154	25.702.399	-16,62	8.450.883	9.715.875	14,97
NEW ZEALAND	244.492	552.403	125,94	209.148	633.927	203,10
EAST TIMOR	0	11.447	--	0	6.720	--
UNITED STATES	1.562.084	19.181.379	1.127,94	547.970	4.860.971	787,09
CANADA	75.000	81.374	8,50	54.750	45.999	-15,98
MEXICO	40.000	0	-100,00	13.000	0	-100,00
BRAZIL	1	0	-100,00	2	0	-100,00
UNITED KINGDOM	268.000	395.021	47,40	91.225	220.374	141,57
NETHERLANDS	110.105	84.100	-23,62	39.811	57.275	43,87
FRANCE	449.000	214.041	-52,33	184.459	137.526	-25,44
GERMANY, FED. REP. OF	610.052	233.209	-61,77	388.505	185.466	-52,26
AUSTRIA	1.000	0	-100,00	500	0	-100,00
BELGIUM	264.130	153.048	-42,06	88.196	90.039	2,09
DENMARK	20.000	40.000	100,00	7.000	27.900	298,57
SWEDEN	56.521	0	-100,00	45.214	0	-100,00
FINLAND	140.500	59.605	-57,58	54.538	37.334	-31,54
IRELAND	0	20.000	--	0	17.200	--
ITALY	626.854	462.000	-26,30	456.517	232.430	-49,09
SPAIN	132.000	170.000	28,79	47.058	107.335	128,09
PORTUGAL	22.000	0	-100,00	7.348	0	-100,00
GREECE	9.140	0	-100,00	182.001	0	-100,00
DEMOCRATIC REPUBLIC OF THE C	40.000	0	-100,00	16.990	0	-100,00
POLAND	0	131.000	--	0	88.435	--
BULGARIA	0	20.000	--	0	9.600	--
KAZAKHSTAN	0	15.960	--	0	16.000	--
LITHUANIA	20.000	20.000	0,00	6.670	9.085	36,21
<b>-ORGANIK</b>	<b>972.442.730</b>	<b>925.856.714</b>	<b>-4,79</b>	<b>825.943.869</b>	<b>689.081.934</b>	<b>-16,57</b>
JAPAN	144.903.725	123.403.224	-14,84	68.274.904	51.849.739	-24,06
HONG KONG	6.936.305	4.691.711	-32,36	11.050.627	7.576.177	-31,44
KOREA, DEMOCRATIC PEOPLE'S RE	0	238.350	--	0	307.473	--
KOREA, REPUBLIC OF	59.849.809	50.858.754	-15,02	51.557.915	41.910.356	-18,71
TAIWAN	71.336.992	166.385.642	133,24	68.000.608	26.165.926	-61,52
CHINA	186.197.260	148.783.206	-20,09	176.624.675	133.572.183	-24,38
MACAU	0	31.608	--	0	1.870	--
PAPUA NEW GUINEA	33.666	15.138	-55,03	40.228	29.455	-26,78
THAILAND	121.950.956	88.466.411	-27,46	116.111.497	67.652.349	-41,74
SINGAPORE	62.096.754	39.173.867	-36,91	53.808.096	38.326.994	-28,77
PHILIPPINES	15.961.118	16.268.351	1,92	9.168.299	11.838.275	29,12
MALAYSIA	116.548.631	131.759.039	13,05	72.703.485	95.912.310	31,92
MYANMAR (FORM. BURMA)	490.270	505.482	3,10	375.302	551.950	47,07
CAMBODIA	1.199.931	721.916	-39,84	1.499.858	880.005	-41,33
BRUNEI DARUSSALAM	18.266	33.378	82,73	20.248	63.460	213,41
LAO PEOPLE'S DEMOCRATIC REPU	690	0	-100,00	495	0	-100,00
NEPAL	45.000	22.500	-50,00	41.900	21.200	-49,40
VIET NAM	16.917.322	21.633.663	27,88	18.607.632	23.433.388	25,93
MALDIVES	0	4.967	--	0	5.378	--
INDIA	25.599.954	18.014.589	-29,63	23.171.045	17.090.435	-26,24
PAKISTAN	6.631.985	2.571.831	-61,22	6.966.044	4.453.569	-36,07
BANGLADESH	1.088.230	2.334.653	114,54	900.139	2.679.077	197,63
SRI LANKA	1.072.197	1.149.681	7,23	1.099.705	1.517.974	38,03
IRAN (ISLAMIC REPUBLIC OF)	810.100	1.927.050	137,88	807.182	3.006.000	272,41
SAUDI ARABIA	1.038.730	2.202.621	112,05	1.674.185	3.264.752	95,01
ISRAEL	0	400.299	--	0	640.220	--
KUWAIT	35.077	18.161	-48,23	116.880	92.065	-21,23
JORDAN	488.088	37.575	-92,30	335.444	67.926	-79,75
LEBANON	35.000	0	-100,00	48.024	0	-100,00
OMAN	1.933	0	-100,00	19.000	0	-100,00
SYRIA ARAB REPUBLIC	228.249	465.322	103,87	253.633	362.821	43,05
TURKEY	14.552.812	2.891.274	-80,13	12.744.770	4.537.165	-64,40
UNITED ARAB EMIRATES	287.006	4.979.943	1.635,14	365.564	7.699.520	2.006,20
QATAR	5.237.875	13.123	-99,75	5.661.866	41.571	-99,27
CYPRUS	0	34.999	--	0	53.816	--
EGYPT	842.075	984.362	16,90	665.974	1.459.751	119,19
LIBYAN ARAB JAMAHIRIYA	0	3.534	--	0	18.655	--
MOROCCO	160.000	43.200	-73,00	206.000	22.832	-88,92
TUNISIA	0	84.600	--	0	113.132	--

TABEL 5. PERKEMBANGAN EKSPOR INDONESIA MENURUT KOMODITI DAN NEGARA TUJUAN

JENIS BARANG	BERAT BERSIH (KG)		PERUB	NILAI FOB (US \$)		PERUB
	JAN-APR 2007	JAN-APR 2008	%	JAN-APR 2007	JAN-APR 2008	%
	(1)	(2)	(3)	(4)	(5)	(6)
ALGERIA	18.750	123.200	557,07	36.413	138.160	279,42
SUDAN	106.212	38.283	-63,96	68.416	511.150	647,12
TANZANIA, UNITED REPUBLIC OF	216.225	278.300	28,71	109.330	468.088	328,14
MADAGASCAR	0	14.400	--	0	23.976	--
KENYA	225.316	255.776	13,52	163.508	406.412	148,56
MOZAMBIQUE	0	60.000	--	0	95.400	--
GHANA	269.425	235.755	-12,50	170.007	214.754	26,32
GUINEA	1	0	-100,00	10	0	-100,00
ANGOLA	0	2.160.000	--	0	1.317.600	--
CAMEROON	21.600	60.000	177,78	10.212	98.000	859,66
NIGERIA	5.404.757	6.492.489	20,13	2.831.822	7.677.158	171,10
SIERRA LEONE	53.071	88.450	66,66	65.278	109.678	68,02
COTE D'IVOIRE	126.400	540.800	327,85	61.504	480.871	681,85
SENEGAL	2.941	0	-100,00	22.620	0	-100,00
BENIN	9.090	0	-100,00	17.675	0	-100,00
SWAZILAND	700	426	-39,14	48.287	45.365	-6,05
SOUTH AFRICA	1.120.555	1.097.266	-2,08	996.702	1.302.892	30,72
ZAMBIA	300.000	0	-100,00	174.900	0	-100,00
MALAWI	82.000	280.000	241,46	47.850	461.500	864,47
MAURITIUS	67.273	43.435	-35,43	84.084	69.706	-17,10
AUSTRALIA	7.363.194	7.310.125	-0,72	7.591.551	10.555.007	39,04
NEW ZEALAND	848.216	1.259.712	48,51	889.782	1.708.280	91,99
NEW CALEDONIA	1.149	0	-100,00	1.370	0	-100,00
FIJI	244	0	-100,00	2.436	0	-100,00
SOLOMON ISLANDS	1.693	7.098	319,26	2.148	16.432	664,99
TONGA	0	34	--	0	27	--
EAST TIMOR	50.722	0	-100,00	97.631	0	-100,00
UNITED STATES	17.192.545	14.307.370	-16,78	17.691.952	25.262.741	42,79
CANADA	1.103.945	1.183.620	7,22	1.303.588	1.527.551	17,18
MEXICO	659.692	180.599	-72,62	1.194.741	285.114	-76,14
GUATEMALA	35.000	129.600	270,29	49.360	71.786	45,43
PANAMA	0	22.000	--	0	46.570	--
CHILE	1.035.700	271.199	-73,81	991.411	227.689	-77,03
VENEZUELA	297.499	0	-100,00	389.911	0	-100,00
ARGENTINA	873.053	631.214	-27,70	901.126	837.324	-7,08
BRAZIL	2.057.355	1.432.348	-30,38	2.094.255	1.865.764	-10,91
COLOMBIA	910.400	196.058	-78,46	1.237.545	452.469	-63,44
BOLIVIA	0	20.000	--	0	47.500	--
URUGUAY	70.500	1.500	-97,87	218.296	257.782	18,09
PARAGUAY	60.000	43.200	-28,00	35.174	24.242	-31,08
ECUADOR	0	18.000	--	0	20.520	--
PERU	411.900	199.900	-51,47	515.675	241.768	-53,12
TRINIDAD AND TOBAGO	0	174	--	0	1.375	--
JAMAICA	12.177	0	-100,00	10.297	0	-100,00
PUERTO RICO	500	0	-100,00	26.340	0	-100,00
DOMINICAN REPUBLIC	52.500	18.000	-65,71	65.208	35.608	-45,39
EL SALVADOR	0	20.000	--	0	34.000	--
COSTA RICA	35.006	300	-99,14	48.060	2.103	-95,62
DOMINICA	0	21.600	--	0	11.818	--
UNITED KINGDOM	3.696.125	2.946.315	-20,29	4.102.830	4.637.891	13,04
NETHERLANDS	15.574.102	16.261.076	4,41	18.110.362	22.636.913	24,99
FRANCE	1.149.316	940.519	-18,17	1.601.549	1.710.866	6,83
GERMANY, FED. REP. OF	8.185.444	4.442.044	-45,73	11.548.700	8.298.948	-28,14
AUSTRIA	0	332	--	0	16.504	--
BELGIUM	16.194.504	15.461.119	-4,53	21.456.115	24.708.681	15,16
SWITZERLAND	79.539	139.013	74,77	266.617	290.524	8,97
DENMARK	40.000	583.910	1.359,78	76.314	537.317	604,09
NORWAY	85.317	78.409	-8,10	118.138	132.122	11,84
SWEDEN	620.000	632.000	1,94	830.621	1.002.931	20,74
FINLAND	436.210	830.800	90,46	624.749	1.100.477	76,15
IRELAND	6.231	92.000	1.376,49	242.394	507.419	109,34
ITALY	10.830.423	1.616.479	-85,07	10.093.627	2.581.870	-74,42
SPAIN	3.809.094	2.805.768	-26,34	4.467.005	4.352.337	-2,57
PORTUGAL	312.500	180.000	-42,40	321.019	253.460	-21,05
GREECE	109.300	277.060	153,49	139.314	390.348	180,19
DEMOCRATIC REPUBLIC OF THE C	81.600	163.062	99,83	117.552	245.548	108,88
HUNGARY	85.848	29.400	-65,75	197.328	68.062	-65,51
POLAND	1.821.000	2.115.000	16,14	2.203.424	2.834.514	28,64
ROMANIA	70.000	0	-100,00	87.149	0	-100,00
BULGARIA	187.535	127.610	-31,95	152.023	210.282	38,32
UKRAINE	228.750	246.250	7,65	319.658	432.904	35,43
LITHUANIA	155.980	325.980	108,99	217.768	542.413	149,08
LATVIA	52.500	35.000	-33,33	69.841	57.560	-17,58
ESTONIA	78.000	160.396	105,64	48.945	147.749	201,87
CROATIA	3	0	-100,00	6	0	-100,00
SLOVENIA	344.997	462.499	34,06	444.771	644.098	44,82
CZECH REPUBLIC	466.000	143.000	-69,31	543.653	201.001	-63,03
RUSSIA FEDERATION	4.049.100	4.565.418	12,75	4.354.698	6.365.246	46,17

TABEL 5. PERKEMBANGAN EKSPOR INDONESIA MENURUT KOMODITI DAN NEGARA TUJUAN

JENIS BARANG	BERAT BERSIH (KG)		PERUB	NILAI FOB (US \$)		PERUB
	JAN-APR 2007	JAN-APR 2008	%	JAN-APR 2007	JAN-APR 2008	%
(1)	(2)	(3)	(4)	(5)	(6)	(7)
<b>-LAINNYA</b>	<b>475.387.939</b>	<b>83.302.251</b>	<b>-82,48</b>	<b>199.422.443</b>	<b>67.301.962</b>	<b>-66,25</b>
JAPAN	34.200.190	3.032.046	-91,13	18.004.417	2.582.005	-85,66
HONG KONG	132.640	2.524	-98,10	226.005	10.497	-95,36
KOREA, REPUBLIC OF	64.934.962	20.857.532	-67,88	37.259.988	16.188.278	-56,55
TAIWAN	48.888.102	32.971	-99,93	23.931.971	41.965	-99,82
CHINA	29.204.565	601.809	-97,94	14.246.140	780.991	-94,52
THAILAND	8.424.594	26.207.993	211,09	4.963.212	21.861.773	340,48
SINGAPORE	288.338.054	20.813.629	-92,78	99.417.766	16.391.528	-83,51
PHILIPPINES	359.890	300.108	-16,61	414.899	219.232	-47,16
MALAYSIA	103.731	6.333.153	6.005,36	103.079	5.059.968	4.808,83
MYANMAR (FORM. BURMA)	619.662	0	-100,00	609.403	0	-100,00
CAMBODIA	48	0	-100,00	693	0	-100,00
BRUNEI DARUSSALAM	0	17.014	--	0	18.440	--
VIET NAM	33.419	14.271	-57,30	48.307	23.455	-51,45
MALDIVES	0	311	--	0	239	--
INDIA	1.298	779	-39,98	3.210	2.323	-27,63
PAKISTAN	0	1.298	--	0	5.979	--
BANGLADESH	48.000	47.999	0,00	80.900	80.840	-0,07
SRI LANKA	6.774	5.850	-13,64	16.367	12.548	-23,33
TURKEY	0	2.232	--	0	3.030	--
UNITED ARAB EMIRATES	870	286	-67,13	4.615	1.047	-77,31
SUDAN	369	0	-100,00	850	0	-100,00
AUSTRALIA	556	27.459	4.838,67	4.176	47.667	1.041,45
NEW ZEALAND	32.988	2.862	-91,32	37.391	9.646	-74,20
UNITED STATES	55.827	5.000.106	8.856,43	45.731	3.960.106	8.559,57
UNITED KINGDOM	1.400	0	-100,00	3.323	0	-100,00
NETHERLANDS	0	1	--	0	2	--
FRANCE	0	11	--	0	70	--
GERMANY, FED. REP. OF	0	2	--	0	3	--
ITALY	0	5	--	0	330	--
<b>PUPUK</b>	<b>57.310.671</b>	<b>53.546.112</b>	<b>-6,57</b>	<b>15.189.169</b>	<b>16.532.417</b>	<b>8,84</b>
JAPAN	12.270.289	12.176.310	-0,77	1.520.367	1.692.272	11,31
HONG KONG	180	138	-23,33	268	266	-0,75
KOREA, REPUBLIC OF	467.491	880.070	88,25	58.234	87.334	49,97
TAIWAN	329.327	254.830	-22,62	46.814	48.306	3,19
CHINA	17.999	39.000	116,68	2.862	13.350	366,46
THAILAND	10.025.030	58	-100,00	3.057.827	40	-100,00
SINGAPORE	226.536	229.000	1,09	35.978	23.788	-33,88
PHILIPPINES	8.730.855	7.822.636	-10,40	2.665.615	2.377.504	-10,81
MALAYSIA	22.821.564	2.163.798	-90,52	7.115.366	346.067	-95,14
MYANMAR (FORM. BURMA)	0	600.000	--	0	320.205	--
BRUNEI DARUSSALAM	0	60.631	--	0	3.028	--
LAO PEOPLE'S DEMOCRATIC REPU	516	0	-100,00	370	0	-100,00
VIET NAM	20.000	1.215.000	5.975,00	3.900	140.175	3.494,23
MALDIVES	176	0	-100,00	232	0	-100,00
INDIA	0	100	--	0	320	--
BANGLADESH	0	3.000.000	--	0	970.500	--
JORDAN	0	66.000	--	0	47.520	--
OMAN	0	66.000	--	0	13.530	--
TURKEY	330.000	0	-100,00	95.700	0	-100,00
UNITED ARAB EMIRATES	0	24.000	--	0	4.920	--
KENYA	490.612	230.000	-53,12	117.240	110.400	-5,83
AUSTRALIA	1.109.525	2.789.999	151,46	226.822	822.700	262,71
NEW ZEALAND	22.000	352.000	1.500,00	3.720	62.484	1.579,68
UNITED STATES	101.025	20.829.437	20.518,10	28.305	8.882.439	31.281,17
BRAZIL	21.546	86.184	300,00	60.329	308.807	411,87
NETHERLANDS	22.000	0	-100,00	3.300	0	-100,00
FRANCE	44.000	66.000	50,00	5.720	8.580	50,00
IRELAND	220.000	110.000	-50,00	33.000	21.450	-35,00
SPAIN	40.000	0	-100,00	107.200	0	-100,00
RUSSIA FEDERATION	0	484.921	--	0	226.432	--
<b>PRODUK PHARMASI</b>	<b>3.460.385</b>	<b>3.672.741</b>	<b>6,14</b>	<b>48.344.209</b>	<b>56.802.326</b>	<b>17,50</b>
JAPAN	41.371	60.645	46,59	2.457.425	3.967.808	61,46
HONG KONG	24.248	41.837	72,54	605.381	752.755	24,34
KOREA, REPUBLIC OF	37.819	45.824	21,17	5.249.871	7.215.508	37,44
TAIWAN	5.025	843	-83,22	141.040	68.600	-51,36
CHINA	10.028	27.122	170,46	1.970.125	609.695	-69,05
MONGOLIA	15.400	27.509	78,63	81.292	267.519	229,08
MACAU	10	1.025	10.150,00	1.622	12.602	676,94
PAPUA NEW GUINEA	2.895	4.553	57,27	53.178	14.030	-73,62
THAILAND	162.732	440.549	170,72	5.879.514	5.256.245	-10,60
SINGAPORE	150.313	168.183	11,89	1.602.364	1.444.013	-9,88
PHILIPPINES	357.872	480.880	34,37	4.062.402	5.603.558	37,94
MALAYSIA	379.264	410.280	8,18	927.464	2.373.760	155,94
MYANMAR (FORM. BURMA)	168.647	471.192	179,40	984.132	1.963.577	99,52



TABEL 5. PERKEMBANGAN EKSPOR INDONESIA MENURUT KOMODITI DAN NEGARA TUJUAN

JENIS BARANG	BERAT BERSIH (KG)		PERUB	NILAI FOB (US \$)		PERUB
	JAN-APR 2007	JAN-APR 2008	%	JAN-APR 2007	JAN-APR 2008	%
	(1)	(2)	(3)	(4)	(5)	(6)
CAMBODIA	45.777	68.006	48,56	749.011	1.027.404	37,17
BRUNEI DARUSSALAM	7.562	21.260	181,14	30.306	52.208	72,27
NEPAL	1.041	3.355	222,29	142.811	461.052	222,84
VIET NAM	62.876	75.413	19,94	2.258.387	3.193.861	41,42
INDIA	4.623	3.276	-29,14	6.261.238	6.533.969	4,36
PAKISTAN	70.893	56.351	-20,51	238.962	260.435	8,99
BANGLADESH	3.852	40.000	938,42	194.771	22.304	-88,55
SRI LANKA	1.022.783	204.273	-80,03	2.014.705	1.571.467	-22,00
AFGHANISTAN	5.975	13.576	127,21	176.693	77.629	-56,07
SAUDI ARABIA	0	504	--	0	945	--
JORDAN	1.548	8.752	465,37	285.391	49.674	-82,59
LEBANON	801	0	-100,00	22.135	0	-100,00
YEMEN	19.551	1.485	-92,40	345.263	76.985	-77,70
TURKEY	1.606	0	-100,00	345.000	0	-100,00
UNITED ARAB EMIRATES	4.175	9.386	124,81	40.177	85.415	112,60
BAHRAIN	0	605	--	0	12.192	--
EGYPT	11	5	-54,55	90	4	-95,56
LIBYAN ARAB JAMAHIRIYA	147	0	-100,00	22.800	0	-100,00
MOROCCO	1.480	0	-100,00	149.680	0	-100,00
ALGERIA	1.622	806	-50,31	366.150	213.000	-41,83
SUDAN	1	0	-100,00	9	0	-100,00
ETHIOPIA	29	7.287	25.027,59	1.024	379.071	36.918,65
TANZANIA, UNITED REPUBLIC OF	0	5.517	--	0	5.257	--
KENYA	743	2.279	206,73	53.103	129.020	142,96
EQUATORIAL GUINEA	0	14.436	--	0	166.056	--
TOGO	61.191	52.499	-14,20	694.651	394.707	-43,18
GHANA	75.557	0	-100,00	859.888	0	-100,00
LIBERIA	1.169	602	-48,50	82.650	31.339	-62,08
CAMEROON	0	1.808	--	0	247.776	--
NIGERIA	490.605	394.243	-19,64	5.105.649	4.349.360	-14,81
GABON	6.089	12.380	103,32	69.850	136.741	95,76
COTE D'IVOIRE	15.180	1.020	-93,28	212.361	26.313	-87,61
SENEGAL	0	385	--	0	20.020	--
MAURITANIA	284	0	-100,00	29.376	0	-100,00
MALI	0	1.924	--	0	100.100	--
BENIN	6.195	31.885	414,69	33.126	242.866	633,16
GUINEA BISSAU	126	0	-100,00	8.793	0	-100,00
UGANDA	0	2.008	--	0	104.489	--
CENTRAL AFRICAN REPUBLIC	104	296	184,62	8.370	15.400	83,99
NIGER	0	2.763	--	0	220.277	--
SOUTH AFRICA	9.032	6.495	-28,09	299.359	65.286	-78,19
ZIMBABWE	1.939	2.335	20,42	200.889	134.274	-33,16
ZAMBIA	0	1.164	--	0	60.561	--
MALAWI	0	7.431	--	0	480.172	--
BURUNDI	0	840	--	0	48.300	--
MAURITIUS	300	358	19,33	473	16.296	3.345,24
AUSTRALIA	14.421	170.553	1.082,67	1.528.471	3.466.396	126,79
NEW ZEALAND	0	39.295	--	0	396.053	--
COOK ISLANDS	0	2.885	--	0	1.793	--
FIJI	250	168	-32,80	4.170	2.280	-45,32
EAST TIMOR	0	19.558	--	0	68.503	--
UNITED STATES	131.718	107.504	-18,38	113.494	65.669	-42,14
MEXICO	59	935	1.484,75	210.000	283.136	34,83
PANAMA	552	0	-100,00	38.714	0	-100,00
SURINAME	3.204	608	-81,02	28.018	1.034	-96,31
URUGUAY	500	0	-100,00	128.250	0	-100,00
ECUADOR	7.284	12.366	69,77	93.514	269.400	188,09
UNITED KINGDOM	8.256	2.886	-65,04	254.313	40.746	-83,98
NETHERLANDS	5.935	7.906	33,21	342.869	126.208	-63,19
FRANCE	660	24.154	3.559,70	39.499	291.428	637,81
GERMANY, FED. REP. OF	1.087	15.004	1.280,31	22.848	468.581	1.950,86
AUSTRIA	8	2.657	33.112,50	210	85.890	40.800,00
BELGIUM	3.854	228	-94,08	27.428	5.973	-78,22
SWITZERLAND	1	4.080	407.900,00	120	12.771	10.542,50
DENMARK	0	106	--	0	18.963	--
NORWAY	103	211	104,85	6.436	14.443	124,41
SWEDEN	0	266	--	0	8.814	--
FINLAND	106	12	-88,68	6.895	10	-99,85
ITALY	284	0	-100,00	84.590	0	-100,00
SPAIN	137	6	-95,62	20	1	-95,00
PORTUGAL	0	1.752	--	0	1.882	--
POLAND	0	17.842	--	0	280.368	--
ROMANIA	100	2.296	2.196,00	279	236.888	84.806,09
TAJKISTAN	0	180	--	0	8.701	--
TURKMENISTAN	249	0	-100,00	25.704	0	-100,00
UZBEKISTAN	1.126	1.735	54,09	69.416	79.000	13,81
RUSSIA FEDERATION	0	98	--	0	5.500	--

TABEL 5. PERKEMBANGAN EKSPOR INDONESIA MENURUT KOMODITI DAN NEGARA TUJUAN

JENIS BARANG	BERAT BERSIH (KG)		PERUB	NILAI FOB (US \$)		PERUB
	JAN-APR 2007	JAN-APR 2008	%	JAN-APR 2007	JAN-APR 2008	%
	(1)	(2)	(3)	(4)	(5)	(6)
<b>KULIT DAN BARANG DARI KULIT</b>	<b>3.973.553</b>	<b>4.045.982</b>	<b>1,82</b>	<b>69.935.216</b>	<b>80.272.512</b>	<b>14,78</b>
JAPAN	41.178	67.345	63,55	1.536.746	1.797.664	16,98
HONG KONG	634.470	626.354	-1,28	10.426.209	11.434.091	9,67
KOREA, REPUBLIC OF	175.187	101.505	-42,06	1.050.013	1.022.159	-2,65
TAIWAN	149.738	36.128	-75,87	2.306.795	719.602	-68,81
CHINA	436.651	1.042.958	138,85	9.707.147	19.410.605	99,96
MACAU	1.208	1.425	17,96	52.070	58.106	11,59
PAPUA NEW GUINEA	0	120	--	0	449	--
THAILAND	232.585	163.278	-29,80	4.592.650	3.322.397	-27,66
SINGAPORE	194.200	198.513	2,22	5.545.095	5.699.095	2,78
PHILIPPINES	9.277	6.779	-26,93	74.424	113.436	52,42
MALAYSIA	521.643	362.010	-30,60	8.669.321	6.464.137	-25,44
CAMBODIA	5.533	0	-100,00	125.179	0	-100,00
BRUNEI DARUSSALAM	237	434	83,12	66	863	1.207,58
NEPAL	0	27	--	0	2.940	--
VIET NAM	105.076	184.356	75,45	2.365.120	3.813.656	61,25
MALDIVES	1.282	620	-51,64	7.846	6.385	-18,62
INDIA	256.014	269.183	5,14	5.320.556	3.609.674	-32,16
PAKISTAN	0	2.453	--	0	42.778	--
BANGLADESH	60.429	0	-100,00	1.032.749	0	-100,00
SRI LANKA	3.108	10.464	236,68	118.285	51.819	-56,19
IRAN (ISLAMIC REPUBLIC OF)	9.033	12.457	37,91	28.957	36.503	26,06
SAUDI ARABIA	7	306	4.271,43	83	17.212	20.637,35
ISRAEL	0	308	--	0	960	--
LEBANON	13	0	-100,00	1.379	0	-100,00
SYRIA ARAB REPUBLIC	0	106	--	0	600	--
TURKEY	1.970	0	-100,00	8.588	0	-100,00
UNITED ARAB EMIRATES	7.244	3.319	-54,18	91.003	13.000	-85,71
CYPRUS	6	233	3.783,33	32	1.354	4.131,25
EGYPT	0	916	--	0	3.951	--
TUNISIA	1.272	0	-100,00	2.340	0	-100,00
KENYA	1.340	0	-100,00	3.310	0	-100,00
REUNION	0	235	--	0	1.510	--
CAMEROON	0	1.561	--	0	3.371	--
SENEGAL	33	0	-100,00	242	0	-100,00
SEYCHELLES	3	3	0,00	112	15	-86,61
SOUTH AFRICA	287	1.319	359,58	1.631	2.371	45,37
MAURITIUS	41	730	1.680,49	430	2.124	393,95
VIRGIN ISLANDS (BRITISH)	0	34	--	0	214	--
AUSTRALIA	195.067	13.618	-93,02	468.599	313.200	-33,16
NEW ZEALAND	750	1.227	63,60	17.452	17.176	-1,58
GUAM	10	26	160,00	250	316	26,40
NEW CALEDONIA	311	429	37,94	1.183	1.671	41,25
COOK ISLANDS	25	0	-100,00	298	0	-100,00
FIJI	125	47	-62,40	516	90	-82,56
UNITED STATES	200.408	218.844	9,20	6.357.364	7.744.452	21,82
CANADA	3.248	1.633	-49,72	79.922	9.436	-88,19
MEXICO	3.877	1.610	-58,47	157.326	71.436	-54,59
CHILE	0	2	--	0	3	--
VENEZUELA	588	0	-100,00	10.187	0	-100,00
BRAZIL	5.207	0	-100,00	15.096	0	-100,00
JAMAICA	227	0	-100,00	538	0	-100,00
PUERTO RICO	428	41	-90,42	4.537	288	-93,65
BELIZE	0	1.062	--	0	2.677	--
DOMINICAN REPUBLIC	777	1.517	95,24	1.518	2.422	59,55
COSTA RICA	76	119	56,58	65	300	361,54
BERMUDA	0	166	--	0	790	--
FRENCH POLYNESIA	1.330	319	-76,02	2.086	558	-73,25
MARTINIQUE	12	0	-100,00	258	0	-100,00
NETHERLANDS ANTILLES	12	1.637	13.541,67	769	899	16,91
SAINT LUCIA	31	0	-100,00	1.099	0	-100,00
UNITED KINGDOM	6.701	12.724	89,88	242.589	254.793	5,03
NETHERLANDS	58.283	39.136	-32,85	479.173	428.008	-10,68
FRANCE	14.166	22.057	55,70	181.244	486.448	168,39
GERMANY, FED. REP. OF	101.831	62.230	-38,89	1.906.138	2.117.045	11,06
AUSTRIA	37	428	1.056,76	122	11.476	9.306,56
BELGIUM	679	3.845	466,27	2.965	4.935	66,44
SWITZERLAND	3.553	349	-90,18	39.676	12.621	-68,19
DENMARK	4.080	764	-81,27	15.501	14.651	-5,48
NORWAY	125	1.095	776,00	1.558	17.255	1.007,51
SWEDEN	1.874	4.171	122,57	39.579	146.556	270,29
FINLAND	97	71	-26,80	616	821	33,28
IRELAND	1.218	0	-100,00	10.107	0	-100,00
ITALY	171.094	302.789	76,97	3.661.459	8.288.103	126,36
SPAIN	336.919	243.463	-27,74	3.064.994	2.452.959	-19,97
PORTUGAL	2.423	654	-73,01	52.073	22.284	-57,21
GREECE	5.655	5.976	5,68	13.165	17.403	32,19
HUNGARY	493	1	-99,80	1.467	105	-92,84

TABEL 5. PERKEMBANGAN EKSPOR INDONESIA MENURUT KOMODITI DAN NEGARA TUJUAN

JENIS BARANG	BERAT BERSIH (KG)		PERUB	NILAI FOB (US \$)		PERUB
	JAN-APR 2007	JAN-APR 2008	%	JAN-APR 2007	JAN-APR 2008	%
	(1)	(2)	(3)	(4)	(5)	(6)
POLAND	2.138	4.093	91,44	33.446	168.049	402,45
BULGARIA	0	2.350	--	0	3.498	--
CROATIA	440	271	-38,41	481	1.253	160,50
MALTA	0	935	--	0	2.536	--
SLOVAKIA	94	7	-92,55	812	220	-72,91
CZECH REPUBLIC	79	784	892,41	610	2.611	328,03
RUSSIA FEDERATION	0	13	--	0	127	--
<b>KACA DAN BARANG DARI KACA</b>	<b>246.456.343</b>	<b>282.298.386</b>	<b>14,54</b>	<b>143.473.160</b>	<b>153.968.577</b>	<b>7,32</b>
JAPAN	41.389.671	35.423.623	-14,41	31.776.213	28.511.806	-10,27
HONG KONG	795.568	524.846	-34,03	1.229.166	1.059.766	-13,78
KOREA, REPUBLIC OF	8.336.173	17.238.938	106,80	3.513.649	6.429.329	82,98
TAIWAN	4.179.653	3.053.328	-26,95	1.745.643	1.534.946	-12,07
CHINA	8.320.893	4.158.926	-50,02	5.934.790	3.732.577	-37,11
MONGOLIA	0	7.731	--	0	6.750	--
PAPUA NEW GUINEA	195.271	894.189	357,92	115.417	499.622	332,88
THAILAND	9.262.163	16.231.263	75,24	4.437.687	6.542.904	47,44
SINGAPORE	3.643.743	7.058.505	93,72	2.652.798	3.713.353	39,98
PHILIPPINES	10.586.637	16.565.106	56,47	4.872.800	6.920.188	42,02
MALAYSIA	24.263.833	25.432.966	4,82	8.270.167	10.372.268	25,42
MYANMAR (FORM. BURMA)	4.420.895	1.008.964	-77,18	1.370.789	458.563	-66,55
CAMBODIA	327.742	1.679.839	412,55	131.378	372.289	183,37
BRUNEI DARUSSALAM	254.959	176.587	-30,74	121.665	94.393	-22,42
NEPAL	0	19.097	--	0	16.513	--
VIET NAM	4.943.288	8.020.503	62,25	2.763.917	6.003.275	117,20
MALDIVES	11.805	366.570	3.005,21	28.246	186.681	560,91
INDIA	12.026.567	18.503.736	53,86	4.977.959	8.967.101	80,14
PAKISTAN	3.700.277	3.784.645	2,28	2.342.399	3.052.322	30,31
BANGLADESH	2.103.344	2.020.722	-3,93	658.634	1.050.677	59,52
SRI LANKA	881.924	1.209.495	37,14	459.865	419.676	-8,74
AFGHANISTAN	354.864	276.004	-22,22	267.467	182.430	-31,79
IRAQ	51.094	0	-100,00	23.753	0	-100,00
IRAN (ISLAMIC REPUBLIC OF)	337.015	553.751	64,31	463.779	471.287	1,62
SAUDI ARABIA	1.900.468	1.882.466	-0,95	1.030.870	1.134.406	10,04
ISRAEL	0	214.290	--	0	141.094	--
KUWAIT	804.002	662.920	-17,55	277.635	270.959	-2,40
JORDAN	463.210	641.362	38,46	378.953	515.627	36,07
LEBANON	325.374	1.321.104	306,03	170.106	436.869	156,82
YEMEN	411.596	217.187	-47,23	201.272	165.516	-17,77
OMAN	20.430	128.252	527,76	10.949	80.950	639,34
SYRIA ARAB REPUBLIC	849.640	1.110.870	30,75	912.108	1.229.702	34,82
TURKEY	7.300.689	6.719.812	-7,96	3.266.457	4.068.360	24,55
UNITED ARAB EMIRATES	4.905.203	4.215.569	-14,06	2.806.113	2.732.391	-2,63
QATAR	81.192	162.425	100,05	63.160	139.628	121,07
BAHRAIN	55.584	55.831	0,44	20.165	17.910	-11,18
CYPRUS	75.535	30.655	-59,42	27.218	17.585	-35,39
EGYPT	2.073.611	4.671.203	125,27	1.159.064	2.867.550	147,40
LIBYAN ARAB JAMAHIRIYA	69.674	0	-100,00	29.911	0	-100,00
MOROCCO	1.163.355	62.234	-94,65	390.337	65.531	-83,21
TUNISIA	357.115	45.379	-87,29	228.063	20.553	-90,99
ALGERIA	1.059.589	1.568.118	47,99	618.528	845.707	36,73
SUDAN	637.749	194.969	-69,43	271.139	90.204	-66,73
NAMIBIA	15.922	189	-98,81	13.423	1.684	-87,45
ETHIOPIA	141.809	0	-100,00	72.310	0	-100,00
TANZANIA, UNITED REPUBLIC OF	65.913	97	-99,85	22.296	832	-96,27
MADAGASCAR	97.824	363.574	271,66	40.423	122.738	203,63
KENYA	2.238.433	2.585.304	15,50	557.437	737.151	32,24
REUNION	278.726	10.484	-96,24	131.871	19.782	-85,00
MOZAMBIQUE	2.028.933	43.629	-97,85	446.934	25.485	-94,30
TOGO	22.176	58.500	163,80	6.981	60.255	763,13
GHANA	140.095	610.936	336,09	64.645	250.916	288,14
ANGOLA	514.114	250.462	-51,28	167.324	105.516	-36,94
CONGO	13.752	0	-100,00	3.342	0	-100,00
CAMEROON	163.689	160.992	-1,65	33.083	34.006	2,79
NIGERIA	170.165	1.742.037	923,73	79.159	798.716	909,00
SIERRA LEONE	0	15	--	0	13	--
GABON	0	495	--	0	407	--
COTE D'IVOIRE	100.981	275.018	172,35	29.428	103.436	251,49
SENEGAL	259.092	107.786	-58,40	197.663	105.477	-46,64
BENIN	0	59.593	--	0	17.632	--
GAMBIA	22.531	0	-100,00	6.213	0	-100,00
U.S. VIRGIN ISLANDS	56	1.695	2.926,79	214	8.203	3.733,18
SEYCHELLES	319	472	47,96	2.110	3.819	81,00
UGANDA	102.868	0	-100,00	44.689	0	-100,00
DJIBOUTI	20.578	148.576	622,01	15.771	46.381	194,09
SAO TOME AND PRINCIPE	6.631	0	-100,00	8.280	0	-100,00
SOUTH AFRICA	6.238.759	5.474.060	-12,26	2.551.022	2.588.062	1,45
ZIMBABWE	68.982	79.797	15,68	50.323	46.093	-8,41

TABEL 5. PERKEMBANGAN EKSPOR INDONESIA MENURUT KOMODITI DAN NEGARA TUJUAN

JENIS BARANG	BERAT BERSIH (KG)		PERUB	NILAI FOB (US \$)		PERUB
	JAN-APR 2007	JAN-APR 2008	%	JAN-APR 2007	JAN-APR 2008	%
	(1)	(2)	(3)	(4)	(5)	(6)
BURUNDI	0	19.473	--	0	6.735	--
MAURITIUS	671.437	175.718	-73,83	215.962	106.797	-50,55
RWANDA	0	19.473	--	0	6.696	--
VIRGIN ISLANDS (BRITISH)	0	40.523	--	0	17.939	--
AUSTRALIA	17.543.997	25.120.459	43,19	9.103.510	13.428.199	47,51
NEW ZEALAND	13.750.673	9.619.464	-30,04	4.393.809	3.509.202	-20,13
GUAM	500	462	-7,60	2.124	1.827	-13,98
PALAU	0	264	--	0	754	--
NEW CALEDONIA	88.085	106.261	20,63	54.151	59.924	10,66
NORTHERN MARIANA ISLANDS	2	0	-100,00	21	0	-100,00
SAINT VINCENT AND THE GRENADII	56	267	376,79	115	263	128,70
VANUATU	19.820	1.038	-94,76	17.562	1.278	-92,72
WALLIS AND FUTUNA ISLANDS	0	97	--	0	156	--
COOK ISLANDS	484	368	-23,97	418	3.510	739,71
FIJI	95.437	32.456	-65,99	42.153	40.472	-3,99
SAMOA	0	320.502	--	0	139.793	--
SOLOMON ISLANDS	0	15.105	--	0	3.176	--
TONGA	0	572	--	0	481	--
EAST TIMOR	36.263	116.761	221,98	22.794	80.402	252,73
UNITED STATES	11.861.856	6.268.138	-47,16	9.987.247	5.078.066	-49,15
CANADA	1.574.574	412.867	-73,78	729.075	344.581	-52,74
MEXICO	1.893.883	1.693.118	-10,60	950.017	871.608	-8,25
GUATEMALA	349.552	156.272	-55,29	165.030	146.361	-11,31
HONDURAS	79.573	0	-100,00	23.779	0	-100,00
NICARAGUA	18.662	29.772	59,53	7.462	20.200	170,70
PANAMA	845.150	1.063.318	25,81	461.037	690.726	49,82
CUBA	251	21.667	8.532,27	1.853	14.073	659,47
SURINAME	45.991	121.631	164,47	13.157	76.848	484,08
CHILE	1.036.942	164.118	-84,17	614.526	120.381	-80,41
VENEZUELA	80.979	164	-99,80	68.734	863	-98,74
ARGENTINA	227.993	190.419	-16,48	150.808	126.151	-16,35
BRAZIL	760.009	1.525.273	100,69	328.766	661.709	101,27
COLOMBIA	132.126	535.498	305,29	88.854	430.344	384,33
BOLIVIA	516	0	-100,00	844	0	-100,00
URUGUAY	51.763	21.503	-58,46	32.298	14.803	-54,17
ECUADOR	455.771	655.161	43,75	164.305	305.580	85,98
PERU	480.326	127.827	-73,39	211.605	77.506	-63,37
GUYANA	0	5.679	--	0	5.083	--
TRINIDAD AND TOBAGO	474.464	41.936	-91,16	141.085	12.004	-91,49
BAHAMAS	921	232	-74,81	340	264	-22,35
JAMAICA	443.628	84.233	-81,01	168.464	28.577	-83,04
PUERTO RICO	584.879	368.335	-37,02	392.530	230.695	-41,23
DOMINICAN REPUBLIC	228.853	580.440	153,63	118.204	297.941	152,06
EL SALVADOR	363.232	68.739	-81,08	126.939	23.036	-81,85
COSTA RICA	44.886	68.070	51,65	17.006	37.344	119,59
HAITI	0	36.603	--	0	17.261	--
BARBADOS	744	41.491	5.476,75	847	28.396	3.252,54
ANGUILLA	25	0	-100,00	105	0	-100,00
ARUBA	495	41.914	8.367,47	1.357	23.494	1.631,32
BERMUDA	82	95	15,85	522	434	-16,86
CAYMAN ISLANDS	178	284	59,55	48	74	54,17
DOMINICA	14.710	37.062	151,95	9.267	12.261	32,31
FRENCH GUIANA	914	462	-49,45	1.936	1.755	-9,35
FRENCH POLYNESIA	3.580	3.421	-4,44	6.712	7.744	15,38
GRENADA	37.626	22.492	-40,22	15.625	6.879	-55,97
MARTINIQUE	1.408	389	-72,37	10.970	1.318	-87,99
NETHERLANDS ANTILLES	780	3.526	352,05	8.919	5.445	-38,95
SAINT LUCIA	45.556	225	-99,51	12.798	771	-93,98
GUADELOUPE	985	1.796	82,34	2.603	2.898	11,33
UNITED KINGDOM	1.125.905	1.053.656	-6,42	1.423.993	1.604.025	12,64
NETHERLANDS	516.518	432.644	-16,24	539.605	612.239	13,46
FRANCE	6.653.331	315.870	-95,25	12.278.028	708.004	-94,23
GERMANY, FED. REP. OF	710.288	875.261	23,23	845.259	1.098.171	29,92
AUSTRIA	4.138	1.156	-72,06	25.262	4.929	-80,49
BELGIUM	161.741	57.684	-64,34	282.195	136.021	-51,80
SWITZERLAND	23.960	22.563	-5,83	66.034	116.644	76,64
DENMARK	180.222	43.305	-75,97	76.161	24.896	-67,31
NORWAY	7.654	48.265	530,59	7.872	32.874	317,61
SWEDEN	65.208	44.018	-32,50	57.793	63.027	9,06
FINLAND	194.802	66.377	-65,93	151.353	74.559	-50,74
IRELAND	188.436	178.606	-5,22	168.640	148.663	-11,85
ITALY	376.178	370.036	-1,63	461.058	654.303	41,91
SPAIN	906.833	23.744.030	2.518,35	686.667	7.024.200	922,94
PORTUGAL	838.017	252.166	-69,91	271.777	162.329	-40,27
ICELAND	280	0	-100,00	1.034	0	-100,00
GREECE	1.319.563	819.961	-37,86	447.819	328.706	-26,60
DEMOCRATIC REPUBLIC OF THE C	63	0	-100,00	565	0	-100,00
HUNGARY	9.510	3.270	-65,62	10.174	4.621	-54,58

TABEL 5. PERKEMBANGAN EKSPOR INDONESIA MENURUT KOMODITI DAN NEGARA TUJUAN

JENIS BARANG	BERAT BERSIH (KG)		PERUB	NILAI FOB (US \$)		PERUB
	JAN-APR 2007	JAN-APR 2008	%	JAN-APR 2007	JAN-APR 2008	%
	(1)	(2)	(3)	(4)	(5)	(6)
POLAND	1.789.277	1.233.737	-31,05	1.071.528	856.219	-20,09
ROMANIA	58.917	213.362	262,14	37.030	135.643	266,31
BULGARIA	81.714	100.669	23,20	29.704	62.983	112,04
YUGOSLAVIA	22.517	131	-99,42	9.203	176	-98,09
ALBANIA	14.420	0	-100,00	8.411	0	-100,00
KAZAKHSTAN	44.373	124.593	180,79	57.205	179.857	214,41
UKRAINE	18.849	657.220	3.386,76	22.985	871.059	3.689,68
LITHUANIA	16.899	16.743	-0,92	21.933	24.029	9,56
ESTONIA	787	543	-31,00	882	3.927	345,24
CROATIA	190.316	380.946	100,16	131.637	214.647	63,06
BOSNIA AND HERZEGOVINA	177.771	335.128	88,52	128.434	202.790	57,89
MALTA	3.670	14.782	302,78	4.972	14.840	198,47
SLOVAKIA	2	338	16.800,00	114	787	590,35
SLOVENIA	25.056	966	-96,14	13.162	1.515	-88,49
CZECH REPUBLIC	327.924	170.564	-47,99	194.133	132.014	-32,00
RUSSIA FEDERATION	396.844	648.672	63,46	487.075	822.940	68,96
<b>KERTAS DAN BARANG DARI KERTAS</b>	<b>1.280.145.886</b>	<b>1.430.866.006</b>	<b>11,77</b>	<b>1.005.451.321</b>	<b>1.289.324.605</b>	<b>28,23</b>
JAPAN	98.401.176	122.124.350	24,11	88.537.146	124.474.586	40,59
HONG KONG	36.923.090	38.183.751	3,41	28.871.250	31.301.038	8,42
KOREA, REPUBLIC OF	30.724.822	30.300.616	-1,38	24.036.440	26.385.786	9,77
TAIWAN	41.788.167	45.160.194	8,07	26.138.354	33.138.345	26,78
CHINA	100.940.971	107.040.210	6,04	70.151.785	83.018.706	18,34
MONGOLIA	0	7.393	--	0	14.400	--
MACAU	0	977	--	0	163	--
PAPUA NEW GUINEA	669.588	1.225.050	82,96	583.382	1.274.717	118,50
THAILAND	39.882.317	35.616.855	-10,70	31.127.343	34.761.500	11,68
SINGAPORE	61.591.977	66.192.384	7,47	42.227.763	48.718.888	15,37
PHILIPPINES	24.756.143	29.392.339	18,73	20.271.889	28.648.646	41,32
MALAYSIA	114.677.357	121.212.666	5,70	80.231.438	105.829.710	31,91
MYANMAR (FORM. BURMA)	12.791.022	15.775.521	23,33	7.763.190	11.276.173	45,25
CAMBODIA	3.817.592	3.477.824	-8,90	2.933.632	3.282.806	11,90
BRUNEI DARUSSALAM	500.107	341.399	-31,73	519.750	386.012	-25,73
LAO PEOPLE'S DEMOCRATIC REPUBLIC	15	16.695	111.200,00	80	10.672	13.240,00
NEPAL	128.725	44.635	-65,33	745.660	233.481	-68,69
VIET NAM	58.806.297	76.006.876	29,25	39.977.108	63.808.770	59,61
MALDIVES	340.003	465.957	37,04	494.225	549.885	11,26
INDIA	24.931.985	33.050.527	32,56	15.621.384	24.876.607	59,25
PAKISTAN	22.683.798	23.706.288	4,51	17.225.114	22.565.622	31,00
BANGLADESH	8.950.588	11.973.729	33,78	6.607.354	10.703.411	61,99
SRI LANKA	20.309.449	20.212.634	-0,48	13.690.799	14.601.371	6,65
AFGHANISTAN	198.791	197.083	-0,86	400.515	364.398	-9,02
IRAQ	22.680	24.140	6,44	34.860	36.627	5,07
IRAN (ISLAMIC REPUBLIC OF)	58.514.069	50.432.687	-13,81	44.969.577	43.992.833	-2,17
SAUDI ARABIA	35.489.841	51.325.054	44,62	25.056.961	47.067.327	87,84
ISRAEL	0	565.011	--	0	498.677	--
KUWAIT	4.907.179	5.943.801	21,12	4.067.342	5.821.392	43,13
JORDAN	10.336.214	11.597.992	12,21	8.149.886	11.292.938	38,57
LEBANON	2.129.536	3.169.692	48,84	1.903.621	3.475.127	82,55
YEMEN	6.659.546	9.980.925	49,87	4.958.648	9.287.816	87,31
OMAN	2.087.359	3.027.785	45,05	1.764.878	2.821.622	59,88
SYRIA ARAB REPUBLIC	8.836.424	7.218.486	-18,31	7.225.719	6.888.965	-4,66
TURKEY	20.067.573	19.874.987	-0,96	15.731.876	17.766.067	12,93
UNITED ARAB EMIRATES	34.964.833	41.816.323	19,60	30.056.377	40.871.100	35,98
QATAR	2.069.497	2.539.660	22,72	1.946.236	2.955.060	51,83
BAHRAIN	2.522.279	2.772.346	9,91	2.199.716	2.832.922	28,79
CYPRUS	1.928.180	1.252.552	-35,04	1.680.637	1.271.683	-24,33
EGYPT	15.715.845	16.307.583	3,77	12.278.235	15.149.025	23,38
LIBYAN ARAB JAMAHIRIYA	575.234	3.143.634	446,50	469.299	2.958.810	530,47
MOROCCO	549.781	244.400	-55,55	509.405	337.120	-33,82
TUNISIA	40.068	451.225	1.026,15	32.856	428.781	1.205,03
ALGERIA	442.705	0	-100,00	358.591	0	-100,00
SUDAN	10.592.746	12.609.772	19,04	8.409.605	12.162.083	44,62
ERITREA	0	49.575	--	0	48.583	--
NAMIBIA	0	48	--	0	169	--
ETHIOPIA	176.881	126.055	-28,73	107.215	143.647	33,98
TANZANIA, UNITED REPUBLIC OF	1.664.601	614.046	-63,11	1.142.687	569.201	-50,19
MADAGASCAR	859.702	1.462.898	70,16	775.569	1.696.943	118,80
SOMALIA	237.027	126.530	-46,62	3.077.778	384.667	-87,50
KENYA	2.890.361	3.029.868	4,83	2.460.925	2.718.671	10,47
REUNION	713.254	4.898.206	586,74	644.786	4.116.868	538,49
MOZAMBIQUE	732.988	705.889	-3,70	561.203	711.544	26,79
EQUATORIAL GUINEA	29.878	56.573	89,35	33.665	54.434	61,69
TOGO	2.124.623	2.904.843	36,72	1.798.931	3.088.606	71,69
GHANA	3.709.932	6.285.105	69,41	2.856.804	5.705.389	99,71
LIBERIA	136.676	206.582	51,15	133.381	210.453	57,78
GUINEA	938.621	1.122.767	19,62	774.802	1.153.459	48,87
ANGOLA	348.672	662.784	90,09	342.979	645.624	88,24

TABEL 5. PERKEMBANGAN EKSPOR INDONESIA MENURUT KOMODITI DAN NEGARA TUJUAN

JENIS BARANG	BERAT BERSIH (KG)		PERUB	NILAI FOB (US \$)		PERUB
	JAN-APR 2007	JAN-APR 2008	%	JAN-APR 2007	JAN-APR 2008	%
	(1)	(2)	(3)	(4)	(5)	(6)
CONGO	226.974	1.274.373	461,46	178.916	1.197.829	569,49
CAMEROON	308.884	2.032.073	557,88	283.676	2.098.400	639,72
NIGERIA	16.079.114	33.041.736	105,49	12.806.636	29.099.815	127,22
SIERRA LEONE	501.891	559.008	11,38	460.476	612.833	33,09
GABON	109.144	206.367	89,08	99.830	239.246	139,65
COTE D'IVOIRE	817.638	598.240	-26,83	613.028	509.383	-16,91
SENEGAL	199.240	1.508.718	657,24	183.552	1.460.145	695,49
MAURITANIA	18.026	580.610	3.120,96	13.484	630.223	4.573,86
MALI	14.083	54.859	289,54	13.146	47.686	262,74
BENIN	637.894	1.481.094	132,18	595.940	1.457.059	144,50
BURKINA FASO	7.853	6.453	-17,83	4.930	9.032	83,20
GAMBIA	0	102.471	--	0	97.822	--
U.S. VIRGIN ISLANDS	1	0	-100,00	20	0	-100,00
SEYCHELLES	19.822	37.969	91,55	21.731	46.099	112,13
UGANDA	179.926	213.482	18,65	185.918	249.584	34,24
NIGER	0	39.323	--	0	37.342	--
DJIBOUTI	6.907.766	12.056.321	74,53	5.729.437	11.045.964	92,79
SAO TOME AND PRINCIPE	0	14.967	--	0	14.500	--
SOUTH AFRICA	13.084.133	30.070.177	129,82	10.673.048	21.766.444	103,94
ZIMBABWE	348.101	15.314	-95,60	286.898	24.398	-91,50
ZAMBIA	0	19.510	--	0	41.276	--
MALAWI	46.673	33.994	-27,17	29.603	33.124	11,89
COMOROS	0	38.510	--	0	39.668	--
MAURITIUS	5.714.125	6.817.563	19,31	3.489.185	4.873.804	39,68
VIRGIN ISLANDS (BRITISH)	1.719	0	-100,00	5.303	0	-100,00
AUSTRALIA	63.679.280	57.655.385	-9,46	55.152.194	56.614.673	2,65
NEW ZEALAND	16.394.018	9.601.651	-41,43	11.730.362	8.819.612	-24,81
MICRONESIA, FEDERATED STATES	2.989	0	-100,00	5.216	0	-100,00
GUAM	20.067	47.168	135,05	31.726	77.805	145,24
PALAU	22	142	545,45	88	323	267,05
NEW CALEDONIA	759.990	511.997	-32,63	787.535	560.522	-28,83
NORTHERN MARIANA ISLANDS	19.265	3.399	-82,36	17.272	5.119	-70,36
SAINT VINCENT AND THE GRENADII	219	0	-100,00	425	0	-100,00
VANUATU	26.391	55.460	110,15	22.058	72.843	230,23
AMERICAN SAMOA	0	68	--	0	60	--
COOK ISLANDS	4.933	5.776	17,09	9.750	15.049	54,35
FIJI	886.883	1.392.742	57,04	694.612	1.193.761	71,86
KIRIBATI	0	220	--	0	1.012	--
SAMOA	8.883	24.670	177,72	9.575	26.747	179,34
SOLOMON ISLANDS	68.810	36.629	-46,77	95.910	61.116	-36,28
TONGA	14.479	20.048	38,46	16.273	20.973	28,88
TUVALU	0	1.017	--	0	2.547	--
EAST TIMOR	74	162.698	219.762,16	26	150.365	578.226,92
UNITED STATES	97.175.891	91.071.954	-6,28	85.526.599	90.448.552	5,75
CANADA	22.037.204	13.930.308	-36,79	18.588.242	13.533.011	-27,20
MEXICO	726.085	2.904.105	299,97	674.878	2.801.962	315,18
GUATEMALA	644.716	537.500	-16,63	590.020	444.954	-24,59
HONDURAS	83.386	37.430	-55,11	80.040	31.262	-60,94
NICARAGUA	579.085	842.870	45,55	415.978	693.364	66,68
PANAMA	501.335	371.335	-25,93	438.814	376.204	-14,27
CUBA	1.815.383	1.587.152	-12,57	1.306.596	1.230.963	-5,79
SURINAME	84.102	170.170	102,34	67.348	184.179	173,47
CHILE	518.082	767.123	48,07	566.652	848.232	49,69
VENEZUELA	251.380	472.371	87,91	335.752	481.793	43,50
ARGENTINA	845.819	1.725.708	104,03	949.429	1.683.550	77,32
BRAZIL	6.630.569	13.412.888	102,29	5.291.025	11.548.779	118,27
COLOMBIA	1.216.426	1.648.735	35,54	1.437.846	1.877.595	30,58
BOLIVIA	0	271	--	0	15.505	--
URUGUAY	48.249	179.294	271,60	61.881	186.733	201,76
PARAGUAY	55.698	603.688	983,86	69.401	542.377	681,51
ECUADOR	1.090.952	2.113.405	93,72	1.133.562	2.255.727	98,99
PERU	2.464.095	3.302.492	34,02	2.438.755	3.498.705	43,46
GUYANA	38.475	81.113	110,82	45.838	69.654	51,96
TRINIDAD AND TOBAGO	169.655	369.462	117,77	129.880	312.915	140,93
BAHAMAS	16.464	24.697	50,01	13.563	21.521	58,67
JAMAICA	335.245	501.185	49,50	320.326	504.479	57,49
PUERTO RICO	499.411	630.865	26,32	429.433	581.646	35,45
BELIZE	52.320	48.615	-7,08	48.253	43.514	-9,82
DOMINICAN REPUBLIC	196.077	964.369	391,83	187.799	823.412	338,45
EL SALVADOR	872.512	1.065.851	22,16	720.195	1.041.024	44,55
COSTA RICA	1.507.700	2.419.812	60,50	1.168.548	2.063.840	76,62
HAITI	0	50.804	--	0	35.054	--
BARBADOS	33.480	17.526	-47,65	25.932	14.897	-42,55
ARUBA	122	66	-45,90	214	1.900	787,85
BERMUDA	291	252	-13,40	2.021	1.161	-42,55
CAPE VERDE	0	55.646	--	0	51.409	--
DOMINICA	0	85.846	--	0	70.657	--
FRENCH GUIANA	1.831	45	-97,54	1.310	35	-97,33

TABEL 5. PERKEMBANGAN EKSPOR INDONESIA MENURUT KOMODITI DAN NEGARA TUJUAN

JENIS BARANG	BERAT BERSIH (KG)		PERUB	NILAI FOB (US \$)		PERUB
	JAN-APR 2007	JAN-APR 2008	%	JAN-APR 2007	JAN-APR 2008	%
(1)	(2)	(3)	(4)	(5)	(6)	(7)
FRENCH POLYNESIA	415.218	437.074	5,26	420.115	498.062	18,55
GRENADA	16	515	3.118,75	120	3.458	2.781,67
MARTINIQUE	18.122	57.484	217,21	15.498	50.136	223,50
NETHERLANDS ANTILLES	303	35.094	11.482,18	2.058	38.711	1.781,00
SAINT LUCIA	0	61	--	0	210	--
GUADELOUPE	76.939	96.383	25,27	65.134	97.158	49,17
SAINT KITTS AND NEVIS	59	0	-100,00	946	0	-100,00
UNITED KINGDOM	13.454.264	8.507.139	-36,77	13.058.349	10.237.757	-21,60
NETHERLANDS	5.207.853	2.188.933	-57,97	5.880.885	4.004.892	-31,90
FRANCE	1.097.570	1.987.127	81,05	1.791.027	2.891.717	61,46
GERMANY, FED. REP. OF	1.016.201	1.905.193	87,48	2.214.422	4.282.263	93,38
AUSTRIA	33.929	480	-98,59	46.444	2.207	-95,25
BELGIUM	16.692.655	15.538.511	-6,91	15.510.316	15.965.627	2,94
SWITZERLAND	16.348	10.347	-36,71	38.357	31.633	-17,53
LUXEMBOURG	0	400	--	0	870	--
DENMARK	198.265	199.778	0,76	549.931	531.824	-3,29
NORWAY	94.227	99.481	5,58	135.840	119.258	-12,21
SWEDEN	933.287	288.810	-69,05	694.823	425.788	-38,72
FINLAND	586.937	244.256	-58,38	1.012.428	407.215	-59,78
IRELAND	311.669	485.596	55,81	409.789	704.657	71,96
ITALY	9.934.556	13.968.334	40,60	8.339.133	12.898.987	54,68
SPAIN	7.928.493	9.311.374	17,44	7.608.912	9.997.958	31,40
PORTUGAL	92.032	2.329.206	2.430,87	89.647	2.054.717	2.192,01
GREECE	11.176.599	7.455.737	-33,29	9.175.219	7.298.513	-20,45
DEMOCRATIC REPUBLIC OF THE C	615.019	1.389.149	125,87	579.254	1.329.470	129,51
HUNGARY	14.303	1.189	-91,69	20.627	1.413	-93,15
POLAND	727.129	232.945	-67,96	447.677	326.306	-27,11
ROMANIA	247.207	1.277.037	416,59	288.241	1.219.837	323,20
BULGARIA	45.394	179.643	295,74	34.911	168.657	383,11
ALBANIA	38.498	207.718	439,56	30.221	230.674	663,29
ARMENIA	24.570	35.098	42,85	14.742	42.279	186,79
KAZAKHSTAN	1.154	296.785	25.617,94	1.838	262.378	14.175,19
UKRAINE	990.137	2.871.047	189,96	1.178.738	3.001.234	154,61
LITHUANIA	57.071	159.193	178,94	66.703	197.305	195,80
LATVIA	143.565	239.127	66,56	158.434	261.295	64,92
ESTONIA	0	31.706	--	0	62.726	--
GEORGIA	482.342	1.095.133	127,04	402.308	1.033.251	156,83
CROATIA	98.805	141.842	43,56	80.626	153.573	90,48
BOSNIA AND HERZEGOVINA	0	800.773	--	0	811.187	--
MALTA	308.510	134.520	-56,40	270.904	146.747	-45,83
SLOVAKIA	0	91	--	0	17.411	--
SLOVENIA	402.392	32.944	-91,81	334.227	90.861	-72,81
CZECH REPUBLIC	1.748	407	-76,72	6.422	7.592	18,22
RUSSIA FEDERATION	2.232.365	5.999.414	168,75	2.491.495	6.452.097	158,96
<b>-GLISEROL DAN LARUTAN ALKALI</b>	<b>5.446.210</b>	<b>16.692.227</b>	<b>206,49</b>	<b>1.162.457</b>	<b>7.990.648</b>	<b>587,39</b>
JAPAN	1.916.461	2.016.397	5,21	422.488	1.266.860	199,86
KOREA, REPUBLIC OF	0	18.000	--	0	36.000	--
TAIWAN	40.000	0	-100,00	15.585	0	-100,00
CHINA	2.827.430	5.496.720	94,41	389.632	1.500.764	285,17
SINGAPORE	0	100	--	0	22	--
PHILIPPINES	139.850	168.070	20,18	33.742	291.693	764,48
MALAYSIA	0	6.600.000	--	0	3.300.000	--
INDIA	122.470	1.615.940	1.219,46	59.114	586.289	891,79
IRAN (ISLAMIC REPUBLIC OF)	0	108.000	--	0	45.360	--
SAUDI ARABIA	100.000	200.000	100,00	60.000	348.000	480,00
YEMEN	0	19.000	--	0	33.060	--
SYRIA ARAB REPUBLIC	0	95.000	--	0	165.300	--
EGYPT	0	95.000	--	0	165.300	--
SUDAN	140.000	240.000	71,43	84.000	228.000	171,43
KENYA	40.000	0	-100,00	24.400	0	-100,00
GHANA	20.000	0	-100,00	12.200	0	-100,00
CANADA	79.999	0	-100,00	49.101	0	-100,00
VENEZUELA	0	20.000	--	0	24.000	--
BRAZIL	20.000	0	-100,00	12.195	0	-100,00
<b>-MARGARIN DAN LEMAK LAINNYA</b>	<b>117.779.117</b>	<b>162.169.665</b>	<b>37,69</b>	<b>68.989.662</b>	<b>169.725.985</b>	<b>146,02</b>
JAPAN	214.266	287.885	34,36	181.292	368.398	103,21
HONG KONG	3.146.222	2.715.001	-13,71	1.527.004	2.558.086	67,52
KOREA, REPUBLIC OF	124.432	35.600	-71,39	85.773	50.579	-41,03
TAIWAN	189.176	294.603	55,73	123.078	356.994	190,06
CHINA	62.942.477	41.931.001	-33,38	34.801.728	39.083.354	12,30
PAPUA NEW GUINEA	299.921	281.495	-6,14	234.042	296.872	26,85
THAILAND	45	154.000	342.122,22	1	210.990	21.098.900,00
SINGAPORE	218.127	1.537.083	604,67	135.782	1.892.843	1.294,03
PHILIPPINES	2.516.837	2.587.577	2,81	1.511.152	2.814.418	86,24
MALAYSIA	55.487	2.241.854	3.940,32	46.679	2.622.332	5.517,80
MYANMAR (FORM. BURMA)	306.250	147.620	-51,80	214.490	177.079	-17,44

TABEL 5. PERKEMBANGAN EKSPOR INDONESIA MENURUT KOMODITI DAN NEGARA TUJUAN

JENIS BARANG	BERAT BERSIH (KG)		PERUB	NILAI FOB (US \$)		PERUB
	JAN-APR 2007	JAN-APR 2008	%	JAN-APR 2007	JAN-APR 2008	%
	(1)	(2)	(3)	(4)	(5)	(6)
CAMBODIA	39.552	0	-100,00	21.816	0	-100,00
VIET NAM	4.901.122	8.410.216	71,60	2.865.559	8.543.113	198,13
MALDIVES	6.998	1.822	-73,96	5.593	2.934	-47,54
INDIA	163.810	166.074	1,38	93.520	188.430	101,49
BANGLADESH	21.000	0	-100,00	12.810	0	-100,00
SRI LANKA	5.779.010	6.044.859	4,60	3.135.117	5.799.763	84,99
IRAQ	0	29.334.054	--	0	29.053.900	--
IRAN (ISLAMIC REPUBLIC OF)	0	923.066	--	0	1.259.628	--
SAUDI ARABIA	1.901.413	2.205.335	15,98	1.206.390	2.283.016	89,24
KUWAIT	50.400	93.600	85,71	43.222	107.636	149,03
LEBANON	0	467.250	--	0	661.782	--
YEMEN	0	40.800	--	0	40.420	--
OMAN	20.100	163.508	713,47	11.216	233.660	1.983,27
SYRIA ARAB REPUBLIC	270.000	883.400	227,19	154.453	1.190.980	671,10
TURKEY	981.000	2.167.000	120,90	522.515	2.446.096	368,14
UNITED ARAB EMIRATES	200.999	202.633	0,81	124.683	259.007	107,73
QATAR	40.200	20.100	-50,00	21.768	21.044	-3,33
BAHRAIN	40.440	0	-100,00	22.745	0	-100,00
CYPRUS	20.100	0	-100,00	11.055	0	-100,00
EGYPT	1.110.000	2.807.950	152,97	670.430	3.347.720	399,34
MOROCCO	0	40.800	--	0	64.219	--
ALGERIA	3.026.870	5.928.600	95,87	1.760.084	6.744.557	283,20
SUDAN	446.760	675.524	51,21	289.851	730.205	151,92
NAMIBIA	73.840	0	-100,00	38.028	0	-100,00
ETHIOPIA	120.000	265.200	121,00	76.050	358.020	370,77
TANZANIA, UNITED REPUBLIC OF	116.195	292.500	151,73	66.659	276.507	314,81
KENYA	0	36.800	--	0	36.767	--
MOZAMBIQUE	615.000	1.482.650	141,08	362.926	1.515.789	317,66
EQUATORIAL GUINEA	30.773	0	-100,00	30.537	0	-100,00
TOGO	625.729	300.083	-52,04	371.184	280.337	-24,47
GHANA	2.147.126	1.214.076	-43,46	1.371.221	1.161.488	-15,30
LIBERIA	187.462	152.325	-18,74	117.875	157.635	33,73
GUINEA	17.808	0	-100,00	14.135	0	-100,00
ANGOLA	1.015.684	477.075	-53,03	561.564	447.480	-20,32
CONGO	744.235	355.981	-52,17	470.429	389.348	-17,24
CAMEROON	139.636	328.656	135,37	82.690	354.238	328,39
NIGERIA	7.641.507	8.123.351	6,31	4.791.765	8.924.190	86,24
SIERRA LEONE	78.183	130.283	66,64	50.121	120.695	140,81
GABON	33.098	19.224	-41,92	22.326	18.818	-15,71
COTE D'IVOIRE	36.400	66.000	81,32	21.970	64.680	194,40
BENIN	3.868.317	3.495.229	-9,64	2.334.462	3.415.097	46,29
GAMBIA	20.250	0	-100,00	12.353	0	-100,00
NIGER	0	143.850	--	0	167.825	--
CHAD	0	204.149	--	0	191.072	--
DJIBOUTI	625.612	797.504	27,48	396.282	862.678	117,69
SAO TOME AND PRINCIPE	145.600	145.598	0,00	87.880	145.132	65,15
SOUTH AFRICA	1.123.241	848.229	-24,48	1.141.812	1.352.665	18,47
MALAWI	19.061	78.085	309,66	10.611	84.139	692,94
MAURITIUS	16.915	0	-100,00	17.312	0	-100,00
VIRGIN ISLANDS (BRITISH)	0	41.400	--	0	41.400	--
AUSTRALIA	373.192	1.315.305	252,45	240.382	1.362.399	466,76
NEW ZEALAND	1.028.863	1.292.825	25,66	687.064	1.455.257	111,81
VANUATU	475	0	-100,00	443	0	-100,00
FIJI	0	42.200	--	0	47.043	--
KIRIBATI	10.296	10.296	0,00	9.953	18.533	86,21
SOLOMON ISLANDS	1.685	77.578	4.504,04	1.811	88.000	4.759,19
EAST TIMOR	0	139.676	--	0	147.741	--
UNITED STATES	3.565	9.678	171,47	7.807	24.101	208,71
CANADA	0	19.975	--	0	19.176	--
JAMAICA	829.903	99.790	-87,98	469.666	107.774	-77,05
NETHERLANDS	0	2	--	0	2	--
GERMANY, FED. REP. OF	20.000	180.000	800,00	12.300	200.600	1.530,89
SWITZERLAND	0	30	--	0	76	--
DENMARK	0	35.600	--	0	49.092	--
SWEDEN	0	245	--	0	39	--
PORTUGAL	0	5.713	--	0	6.136	--
GREECE	109.000	524.800	381,47	63.735	619.596	872,14
DEMOCRATIC REPUBLIC OF THE C	644.238	464.910	-27,84	362.927	459.256	26,54
ROMANIA	148.400	1.059.000	613,61	92.958	1.239.119	1.232,99
BULGARIA	22.000	1.352.239	6.046,54	16.170	1.286.476	7.855,94
AZERBAIJAN	80.000	0	-100,00	37.200	0	-100,00
KAZAKHSTAN	0	200.600	--	0	272.245	--
TAJIKISTAN	0	61.920	--	0	73.069	--
TURKMENISTAN	0	112.500	--	0	190.575	--
UKRAINE	1.025.325	3.327.107	224,49	1.541.477	5.132.143	232,94
UZBEKISTAN	0	164.800	--	0	165.212	--
LITHUANIA	0	44.400	--	0	61.938	--
LATVIA	66.000	189.140	186,58	77.880	261.270	235,48



TABEL 5. PERKEMBANGAN EKSPOR INDONESIA MENURUT KOMODITI DAN NEGARA TUJUAN

JENIS BARANG	BERAT BERSIH (KG)		PERUB	NILAI FOB (US \$)		PERUB
	JAN-APR 2007	JAN-APR 2008	%	JAN-APR 2007	JAN-APR 2008	%
	(1)	(2)	(3)	(4)	(5)	(6)
ESTONIA	0	87.060	--	0	149.482	--
CROATIA	0	20.000	--	0	25.200	--
SLOVENIA	245.000	80.000	-67,35	139.325	94.900	-31,89
RUSSIA FEDERATION	4.696.489	19.463.718	314,43	2.944.524	22.393.480	660,51
<b>-SABUN MANDI DAN CUCI</b>	<b>164.610.452</b>	<b>172.770.234</b>	<b>4,96</b>	<b>127.063.530</b>	<b>175.380.513</b>	<b>38,03</b>
JAPAN	3.896.245	3.461.899	-11,15	3.528.701	3.934.579	11,50
HONG KONG	1.593.411	1.096.593	-31,18	1.509.521	1.292.605	-14,37
KOREA, DEMOCRATIC PEOPLE'S RE	0	17.352	--	0	23.781	--
KOREA, REPUBLIC OF	1.494.517	2.058.396	37,73	1.582.972	2.417.890	52,74
TAIWAN	2.160.849	2.296.289	6,27	2.082.357	3.060.592	46,98
CHINA	10.967.731	9.193.989	-16,17	6.699.054	7.925.859	18,31
MONGOLIA	331.337	226.917	-31,51	272.225	250.365	-8,03
PAPUA NEW GUINEA	3.447.172	2.321.523	-32,65	1.975.238	2.158.362	9,27
THAILAND	5.664.399	3.076.650	-45,68	4.308.625	3.770.940	-12,48
SINGAPORE	5.310.098	5.987.934	12,77	5.668.361	8.066.624	42,31
PHILIPPINES	4.381.695	4.502.367	2,75	3.939.965	4.608.996	16,98
MALAYSIA	22.552.617	20.736.431	-8,05	18.401.547	19.492.530	5,93
MYANMAR (FORM. BURMA)	1.337.205	1.341.308	0,31	1.074.462	1.171.613	9,04
CAMBODIA	37.837	24.324	-35,71	37.041	35.727	-3,55
BRUNEI DARUSSALAM	188.543	550.319	191,88	221.257	620.072	180,25
NEPAL	0	14.976	--	0	15.900	--
VIET NAM	1.551.480	1.399.266	-9,81	1.829.514	1.941.352	6,11
MALDIVES	538.842	575.292	6,76	516.146	694.949	34,64
INDIA	6.706.641	3.464.065	-48,35	4.551.880	4.066.100	-10,67
PAKISTAN	2.488.943	3.457.731	38,92	2.722.983	4.547.601	67,01
BANGLADESH	319.049	126.657	-60,30	230.944	195.365	-15,41
SRI LANKA	229.172	130.135	-43,22	183.307	198.498	8,29
AFGHANISTAN	18.547	212.172	1.043,97	26.146	287.943	1.001,29
IRAQ	324	33.207	10.149,07	752	39.083	5.097,21
IRAN (ISLAMIC REPUBLIC OF)	134.853	371.307	175,34	133.776	349.236	161,06
SAUDI ARABIA	655.958	386.905	-41,02	632.984	462.240	-26,97
ISRAEL	0	48.824	--	0	61.250	--
KUWAIT	54.265	110.679	103,96	50.466	146.940	191,17
JORDAN	40.525	84.101	107,53	39.251	124.746	217,82
LEBANON	119.333	64.777	-45,72	117.703	105.691	-10,21
YEMEN	1.184.197	747.817	-36,85	1.229.244	964.519	-21,54
OMAN	532.020	0	-100,00	248.872	0	-100,00
SYRIA ARAB REPUBLIC	165.600	0	-100,00	224.326	0	-100,00
UNITED ARAB EMIRATES	5.148.863	5.854.696	13,71	4.419.892	7.647.218	73,02
CYPRUS	19.471	6.935	-64,38	30.562	18.790	-38,52
EGYPT	1.211.643	1.643.025	35,60	1.034.963	1.995.744	92,83
LIBYAN ARAB JAMAHIRIYA	776.098	1.092.937	40,82	573.244	934.999	63,11
ALGERIA	3.518.869	822.696	-76,62	1.511.493	718.316	-52,48
SUDAN	350.562	2.865.194	717,31	359.768	2.720.408	656,16
ERITREA	132.000	1.621.640	1.128,52	92.400	1.590.852	1.621,70
NAMIBIA	500.299	1.717.433	243,28	497.516	1.881.620	278,20
ETHIOPIA	5.258.507	5.579.609	6,11	2.986.753	4.129.148	38,25
TANZANIA, UNITED REPUBLIC OF	481.197	515.414	7,11	457.462	759.787	66,09
MADAGASCAR	907.848	2.751.488	203,08	569.324	2.248.908	295,01
SOMALIA	325.000	466.376	43,50	129.250	184.074	42,42
KENYA	539.336	242.243	-55,08	422.898	270.808	-35,96
MOZAMBIQUE	1.617.585	3.083.046	90,60	1.254.459	2.489.445	98,45
EQUATORIAL GUINEA	140.086	169.161	20,76	114.040	171.665	50,53
TOGO	1.702.468	4.906.956	188,23	1.239.604	5.210.770	320,36
GHANA	6.241.901	11.054.789	77,11	4.444.818	9.971.078	124,33
LIBERIA	538.775	1.221.162	126,66	419.317	1.279.844	205,22
GUINEA	699.971	2.474.151	253,46	529.939	1.829.082	245,15
ANGOLA	3.160.518	9.285.811	193,81	3.106.994	9.116.112	193,41
CONGO	2.190.323	397.009	-81,87	1.606.468	803.040	-74,91
CAMEROON	1.268.915	1.451.900	14,42	974.942	1.243.720	27,57
NIGERIA	10.419.582	2.459.617	-76,39	7.379.724	2.438.878	-66,95
SIERRA LEONE	812.003	1.264.039	55,67	654.966	1.294.780	97,69
GABON	245.337	389.169	58,63	190.770	356.905	87,09
COTE D'IVOIRE	76.365	352.433	361,51	68.405	396.547	479,70
SENEGAL	119.855	316.627	164,18	72.460	295.640	308,00
MAURITANIA	969.939	1.560.720	60,91	759.744	1.543.257	103,13
MALI	767.803	525.790	-31,52	527.694	442.321	-16,18
BENIN	6.192.942	10.291.249	66,18	5.339.821	11.509.685	115,54
BURKINA FASO	258.329	258.643	0,12	299.785	227.327	-24,17
GUINEA BISSAU	0	18.304	--	0	17.965	--
GAMBIA	66.885	0	-100,00	59.068	0	-100,00
SEYCHELLES	3.356	64.142	1.811,26	9.894	73.176	639,60
UGANDA	48.744	35.842	-26,47	43.616	49.168	12,73
CENTRAL AFRICAN REPUBLIC	31.104	0	-100,00	28.800	0	-100,00
NIGER	123.397	18.553	-84,96	84.748	9.562	-88,72
CHAD	0	21.893	--	0	14.109	--
DJIBOUTI	6.534.158	6.988.037	6,95	3.946.866	6.054.295	53,39

TABEL 5. PERKEMBANGAN EKSPOR INDONESIA MENURUT KOMODITI DAN NEGARA TUJUAN

JENIS BARANG	BERAT BERSIH (KG)		PERUB	NILAI FOB (US \$)		PERUB
	JAN-APR 2007	JAN-APR 2008	%	JAN-APR 2007	JAN-APR 2008	%
(1)	(2)	(3)	(4)	(5)	(6)	(7)
SAO TOME AND PRINCIPE	24.512	85.907	250,47	21.208	80.447	279,32
SOUTH AFRICA	951.910	402.063	-57,76	674.249	535.277	-20,61
ZIMBABWE	14.815	14.968	1,03	13.245	18.848	42,30
ZAMBIA	52.505	0	-100,00	33.173	0	-100,00
MALAWI	3.406.992	4.871.750	42,99	1.231.850	3.041.957	146,94
COMOROS	31.680	49.752	57,05	29.920	46.988	57,05
MAURITIUS	1.383.413	381.888	-72,40	734.061	378.564	-48,43
RWANDA	49.536	49.536	0,00	50.955	69.660	36,71
AUSTRALIA	3.340.206	1.382.519	-58,61	3.545.888	1.860.200	-47,54
NEW ZEALAND	86.473	78.743	-8,94	131.947	187.990	42,47
MICRONESIA, FEDERATED STATES	93.491	65.873	-29,54	68.903	54.521	-20,87
GUAM	614	1.409	129,48	2.813	2.019	-28,23
PALAU	0	18	--	0	105	--
NEW CALEDONIA	8.083	21	-99,74	11.632	45	-99,61
VANUATU	96.820	106.978	10,49	82.697	84.781	2,52
WALLIS AND FUTUNA ISLANDS	1.680	1.566	-6,79	4.039	4.318	6,91
AMERICAN SAMOA	0	8.994	--	0	14.484	--
COOK ISLANDS	12.276	32.502	164,76	11.114	25.226	126,97
FIJI	1.890.479	1.954.648	3,39	1.121.262	1.885.178	68,13
KIRIBATI	21.862	93.372	327,10	16.909	96.305	469,55
MARSHALL ISLANDS	2.800	21.760	677,14	2.012	18.445	816,75
SAMOA	287.888	426.303	48,08	236.694	455.447	92,42
SOLOMON ISLANDS	171.072	169.359	-1,00	146.191	200.633	37,24
TONGA	32.597	27.244	-16,42	41.123	37.901	-7,84
TUVALU	19.155	28.093	46,66	15.562	29.370	88,73
EAST TIMOR	252	576.665	228.735,32	88	638.728	725.727,27
UNITED STATES	608.032	898.637	47,79	563.178	1.209.228	114,72
CANADA	12.198	6	-99,95	22.553	155	-99,31
MEXICO	15.000	29.999	99,99	27.154	64.436	137,30
GUATEMALA	61.457	89.654	45,88	62.622	92.796	48,18
HONDURAS	55.447	0	-100,00	45.138	0	-100,00
PANAMA	927.229	775.487	-16,37	835.934	898.753	7,51
SURINAME	56.640	56.866	0,40	51.935	208.830	302,10
CHILE	251.603	477.011	89,59	200.504	457.611	128,23
ARGENTINA	324.499	0	-100,00	148.248	0	-100,00
BRAZIL	18.012	0	-100,00	16.754	0	-100,00
COLOMBIA	105.589	15.425	-85,39	85.442	24.448	-71,39
BOLIVIA	431.011	547.375	27,00	389.052	534.761	37,45
PERU	0	29.376	--	0	33.701	--
GUYANA	50.544	0	-100,00	80.405	0	-100,00
TRINIDAD AND TOBAGO	65.756	118.050	79,53	78.780	101.164	28,41
JAMAICA	360.000	57.340	-84,07	162.000	75.438	-53,43
BELIZE	0	241	--	0	1.400	--
DOMINICAN REPUBLIC	25.211	11.808	-53,16	22.900	15.170	-33,76
COSTA RICA	58.305	25.050	-57,04	56.080	33.400	-40,44
HAITI	1.206.149	1.188.393	-1,47	1.122.074	1.299.839	15,84
BARBADOS	7.914	34.615	337,39	11.044	34.124	208,98
BERMUDA	7	13	85,71	66	62	-6,06
CAPE VERDE	54.512	70.546	29,41	40.332	61.413	52,27
FRENCH POLYNESIA	23.076	1.152	-95,01	18.775	1.480	-92,12
NETHERLANDS ANTILLES	66.711	162.427	143,48	43.402	193.980	346,94
UNITED KINGDOM	222.474	172.106	-22,64	310.532	280.197	-9,77
NETHERLANDS	244.394	241.164	-1,32	341.763	353.118	3,32
FRANCE	129.771	39.967	-69,20	106.423	40.925	-61,54
GERMANY, FED. REP. OF	67.948	48.085	-29,23	62.357	38.940	-37,55
BELGIUM	181.727	162.689	-10,48	133.116	167.272	25,66
SWITZERLAND	0	470	--	0	4.099	--
DENMARK	5	17.973	359.360,00	31	34.655	111.690,32
NORWAY	455	0	-100,00	2.370	0	-100,00
SWEDEN	12.768	347	-97,28	12.360	1.297	-89,51
FINLAND	16.342	0	-100,00	27.264	0	-100,00
IRELAND	24	0	-100,00	48	0	-100,00
ITALY	198.198	250.989	26,64	131.848	250.166	89,74
SPAIN	96.739	137.387	42,02	146.180	275.498	88,46
PORTUGAL	165.338	28.497	-82,76	130.677	27.983	-78,59
GREECE	72.559	58.824	-18,93	96.654	83.898	-13,20
DEMOCRATIC REPUBLIC OF THE C	1.051.004	3.266.180	210,77	673.500	3.198.393	374,89
POLAND	1.000.000	160.012	-84,00	600.946	100.810	-83,22
ROMANIA	2.346	33.548	1.330,01	6.933	40.689	486,89
BULGARIA	33.011	32.641	-1,12	34.241	41.555	21,36
UKRAINE	2.640.000	560.000	-78,79	1.488.320	546.240	-63,30
LATVIA	15.680	0	-100,00	21.143	0	-100,00
CROATIA	0	1	--	0	4	--
MALTA	9.097	12.720	39,83	11.655	20.094	72,41
CZECH REPUBLIC	60.000	0	-100,00	36.000	0	-100,00
RUSSIA FEDERATION	121.120	216.301	78,58	95.175	194.063	103,90
<b>-BAHAN CELUP ORGANIK SINTETIK</b>	<b>11.858.544</b>	<b>10.930.828</b>	<b>-7,82</b>	<b>41.467.990</b>	<b>47.767.179</b>	<b>15,19</b>

TABEL 5. PERKEMBANGAN EKSPOR INDONESIA MENURUT KOMODITI DAN NEGARA TUJUAN

JENIS BARANG	BERAT BERSIH (KG)		PERUB	NILAI FOB (US \$)		PERUB
	JAN-APR 2007	JAN-APR 2008	%	JAN-APR 2007	JAN-APR 2008	%
	(1)	(2)	(3)	(4)	(5)	(6)
JAPAN	1.208.629	1.579.799	30,71	4.784.869	6.987.805	46,04
HONG KONG	750.854	704.835	-6,13	2.905.243	3.348.890	15,27
KOREA, REPUBLIC OF	617.837	506.282	-18,06	1.845.434	1.729.340	-6,29
TAIWAN	558.508	470.883	-15,69	2.248.798	2.445.969	8,77
CHINA	2.240.855	1.560.987	-30,34	4.341.474	4.157.064	-4,25
THAILAND	194.116	175.609	-9,53	375.452	477.608	27,21
SINGAPORE	1.847.258	2.010.838	8,86	9.530.692	11.039.782	15,83
PHILIPPINES	31.884	20.040	-37,15	81.211	40.571	-50,04
MALAYSIA	71.567	85.457	19,41	187.247	303.494	62,08
VIET NAM	66.510	82.019	23,32	302.221	376.170	24,47
INDIA	653	34.469	5.178,56	7.844	155.083	1.877,09
PAKISTAN	24.098	69.074	186,64	70.600	239.191	238,80
BANGLADESH	269.408	204.599	-24,06	641.017	578.044	-9,82
SRI LANKA	22.327	10.987	-50,79	113.328	41.819	-63,10
IRAN (ISLAMIC REPUBLIC OF)	22.315	0	-100,00	63.423	0	-100,00
SAUDI ARABIA	14.923	0	-100,00	12.344	0	-100,00
ISRAEL	0	1.000	--	0	2.280	--
TURKEY	418.422	208.811	-50,10	1.814.976	1.034.933	-42,98
UNITED ARAB EMIRATES	0	1.000	--	0	4.536	--
EGYPT	0	9.913	--	0	53.406	--
TANZANIA, UNITED REPUBLIC OF	19.498	19.042	-2,34	21.170	48.710	130,09
NIGERIA	1.869	226.558	12.021,88	4.000	241.800	5.945,00
SOUTH AFRICA	4.920	13.757	179,61	29.248	52.102	78,14
MAURITIUS	50	0	-100,00	188	0	-100,00
AUSTRALIA	12.710	23.085	81,63	57.066	72.982	27,89
NEW ZEALAND	862	4.560	429,00	12.238	13.075	6,84
FIJI	870	1.709	96,44	13.728	16.000	16,55
UNITED STATES	1.526.013	873.791	-42,74	2.961.759	3.375.835	13,98
CANADA	0	3.969	--	0	28.183	--
MEXICO	99.585	102.218	2,64	513.719	549.803	7,02
HONDURAS	14.000	1.250	-91,07	45.641	8.975	-80,34
CHILE	2.499	3.574	43,02	7.570	16.419	116,90
ARGENTINA	0	700	--	0	10.137	--
BRAZIL	165.324	197.719	19,59	838.137	1.070.454	27,72
COLOMBIA	500	1.800	260,00	2.850	10.920	283,16
PERU	500	0	-100,00	2.415	0	-100,00
UNITED KINGDOM	53.210	45.127	-15,19	284.929	227.316	-20,22
NETHERLANDS	24.004	10.097	-57,94	79.533	125.282	57,52
GERMANY, FED. REP. OF	745.425	909.061	21,95	4.635.268	5.907.390	27,44
BELGIUM	94.429	47.851	-49,33	567.660	341.204	-39,89
SWITZERLAND	47.795	51.697	8,16	217.432	300.870	38,37
NORWAY	0	40.800	--	0	50.190	--
SWEDEN	258.500	39.600	-84,68	196.460	49.896	-74,60
ITALY	64.452	134.668	108,94	200.950	394.102	96,12
SPAIN	333.048	402.500	20,85	1.337.423	1.668.899	24,78
POLAND	25.619	39.093	52,59	99.822	170.650	70,95
ROMANIA	2.698	0	-100,00	12.611	0	-100,00
<b>-PREPARAT PEMBASMI KUMAN, DL</b>	<b>83.112.626</b>	<b>19.488.827</b>	<b>-76,55</b>	<b>47.035.666</b>	<b>51.359.336</b>	<b>9,19</b>
JAPAN	2.397.830	1.702.535	-29,00	3.261.049	1.999.662	-38,68
HONG KONG	21.889	9.474	-56,72	57.823	41.168	-28,80
KOREA, REPUBLIC OF	247.639	863.053	248,51	613.151	3.140.500	412,19
TAIWAN	405.643	262.325	-35,33	896.653	740.563	-17,41
CHINA	65.827.838	806.549	-98,77	10.109.402	12.693.288	25,56
PAPUA NEW GUINEA	105.444	36.588	-65,30	75.734	26.650	-64,81
THAILAND	2.128.236	2.874.138	35,05	3.944.217	6.180.585	56,70
SINGAPORE	1.909.609	2.138.448	11,98	4.251.383	8.568.177	101,54
PHILIPPINES	1.195.571	2.703.705	126,14	1.648.652	4.588.034	178,29
MALAYSIA	1.202.692	1.112.361	-7,51	2.409.951	2.605.785	8,13
MYANMAR (FORM. BURMA)	107.520	168.960	57,14	68.336	98.956	44,81
BRUNEI DARUSSALAM	2.636	320	-87,86	7.901	1.086	-86,25
NEPAL	0	13.807	--	0	24.246	--
VIET NAM	320.170	431.929	34,91	1.733.753	3.367.205	94,21
MALDIVES	24.716	34.781	40,72	42.017	58.504	39,24
INDIA	42.392	30.488	-28,08	37.003	24.774	-33,05
PAKISTAN	972.897	1.091.073	12,15	763.876	944.175	23,60
BANGLADESH	188.837	176.616	-6,47	443.337	535.371	20,76
SRI LANKA	49.069	98.581	100,90	115.677	112.098	-3,09
SAUDI ARABIA	2.448	0	-100,00	22.002	0	-100,00
JORDAN	1.557	0	-100,00	20.148	0	-100,00
LEBANON	123.696	189.847	53,48	126.464	205.507	62,50
OMAN	0	451	--	0	2.585	--
UNITED ARAB EMIRATES	21.841	31.455	44,02	16.876	42.603	152,45
CYPRUS	0	5.445	--	0	10.515	--
EGYPT	11.184	0	-100,00	211.536	0	-100,00
LIBYAN ARAB JAMAHIRIYA	1.846	15.660	748,32	5.148	17.936	248,41
ALGERIA	0	7.680	--	0	7.772	--
TANZANIA, UNITED REPUBLIC OF	20.160	221.231	997,38	13.968	167.815	1.101,42

TABEL 5. PERKEMBANGAN EKSPOR INDONESIA MENURUT KOMODITI DAN NEGARA TUJUAN

JENIS BARANG	BERAT BERSIH (KG)		PERUB	NILAI FOB (US \$)		PERUB
	JAN-APR 2007	JAN-APR 2008	%	JAN-APR 2007	JAN-APR 2008	%
(1)	(2)	(3)	(4)	(5)	(6)	(7)
MADAGASCAR	88.530	20.160	-77,23	73.894	14.112	-80,90
KENYA	24.086	4.200	-82,56	32.531	5.000	-84,63
REUNION	20.260	0	-100,00	13.536	0	-100,00
EQUATORIAL GUINEA	4.273	0	-100,00	5.452	0	-100,00
TOGO	70.373	36.150	-48,63	60.943	27.621	-54,68
GHANA	81.656	23.328	-71,43	69.352	19.958	-71,22
LIBERIA	21.600	0	-100,00	15.696	0	-100,00
GUINEA	0	19.696	--	0	16.917	--
NIGERIA	20.000	0	-100,00	20.000	0	-100,00
COTE D'IVOIRE	52.020	64.395	23,79	38.709	60.162	55,42
BENIN	2.665	3.277	22,96	9.744	10.080	3,45
GAMBIA	25.771	0	-100,00	69.233	0	-100,00
UGANDA	151.200	0	-100,00	97.776	0	-100,00
SOUTH AFRICA	303.215	90.732	-70,08	317.792	81.901	-74,23
ZIMBABWE	0	17.993	--	0	21.498	--
ZAMBIA	0	20.319	--	0	16.502	--
MALAWI	0	60.480	--	0	43.200	--
MAURITIUS	107.322	149.730	39,51	138.142	162.316	17,50
AUSTRALIA	55.406	115.146	107,82	47.753	117.924	146,95
NEW ZEALAND	10.625	500	-95,29	374.480	751	-99,80
GUAM	0	2.250	--	0	3.669	--
NEW CALEDONIA	0	7.620	--	0	17.532	--
VANUATU	145	8.534	5.785,52	380	7.949	1.991,84
WALLIS AND FUTUNA ISLANDS	1.179	1.605	36,13	2.834	4.421	56,00
AMERICAN SAMOA	0	14.550	--	0	22.181	--
COOK ISLANDS	4.150	0	-100,00	3.700	0	-100,00
FIJI	95.757	22.166	-76,85	91.208	25.682	-71,84
KIRIBATI	0	1.725	--	0	1.311	--
SAMOA	72.147	22.902	-68,26	57.034	18.565	-67,45
SOLOMON ISLANDS	988	0	-100,00	1.253	0	-100,00
TONGA	4.125	9.895	139,88	3.924	7.580	93,17
EAST TIMOR	8	3.193	39.812,50	20	2.904	14.420,00
UNITED STATES	744.618	0	-100,00	1.323.421	0	-100,00
MEXICO	2.114.065	1.801.010	-14,81	2.544.953	2.282.454	-10,31
GUATEMALA	125.750	288.901	129,74	103.463	285.130	175,59
HONDURAS	121.996	516.475	323,35	105.659	501.178	374,34
NICARAGUA	59.178	177.529	199,99	48.840	169.325	246,69
CUBA	18.270	0	-100,00	16.443	0	-100,00
SURINAME	1.991	1.145	-42,49	22.396	14.429	-35,57
PERU	7.707	4.808	-37,62	16.644	65.224	291,88
TRINIDAD AND TOBAGO	36.081	18.082	-49,88	30.655	17.500	-42,91
JAMAICA	109.314	103.162	-5,63	146.232	128.440	-12,17
DOMINICAN REPUBLIC	108.492	0	-100,00	95.884	0	-100,00
EL SALVADOR	99.681	157.720	58,22	92.942	154.130	65,83
COSTA RICA	0	28.761	--	0	39.936	--
HAITI	344.720	122.168	-64,56	236.218	79.329	-66,42
BARBADOS	18.082	0	-100,00	15.458	0	-100,00
FRENCH POLYNESIA	45.642	47.662	4,43	33.985	38.660	13,76
GUADELOUPE	8.030	6.840	-14,82	11.188	10.971	-1,94
UNITED KINGDOM	1	0	-100,00	2	0	-100,00
NETHERLANDS	14.642	122.657	737,71	7.216	122.707	1.600,49
FRANCE	31.096	7.000	-77,49	65.782	52.934	-19,53
GERMANY, FED. REP. OF	139	15.247	10.869,06	19	14.011	73.642,11
BELGIUM	0	7.499	--	0	5.026	--
SWITZERLAND	2.000	41	-97,95	10.800	444	-95,89
MONACO	49.320	0	-100,00	70.495	0	-100,00
FINLAND	80.268	117.522	46,41	111.909	153.789	37,42
ITALY	313.364	79.200	-74,73	9.332.912	122.760	-98,68
GREECE	87.158	117.352	34,64	137.459	185.663	35,07
DEMOCRATIC REPUBLIC OF THE C	20.160	0	-100,00	13.248	0	-100,00
<b>-DAMAR TIRUAN, BAHAN PLASTIK</b>	<b>374.573.595</b>	<b>412.927.571</b>	<b>10,24</b>	<b>580.688.947</b>	<b>698.864.780</b>	<b>20,35</b>
JAPAN	72.376.355	73.415.694	1,44	123.584.710	135.852.152	9,93
HONG KONG	16.320.719	12.122.461	-25,72	22.770.499	15.244.780	-33,05
KOREA, REPUBLIC OF	3.203.660	4.450.951	38,93	6.747.409	7.362.478	9,12
TAIWAN	5.018.185	6.221.785	23,98	10.287.013	13.818.207	34,33
CHINA	29.671.455	35.253.234	18,81	26.904.730	33.264.554	23,64
MONGOLIA	0	2.508	--	0	7.323	--
MACAU	22.070	0	-100,00	15.603	0	-100,00
PAPUA NEW GUINEA	334.623	237.139	-29,13	551.417	527.815	-4,28
THAILAND	6.500.305	9.802.518	50,80	16.873.573	24.661.667	46,16
SINGAPORE	24.653.347	27.162.984	10,18	37.851.821	49.056.514	29,60
PHILIPPINES	7.255.226	11.592.686	59,78	15.968.358	21.729.897	36,08
MALAYSIA	37.057.276	37.958.661	2,43	52.041.262	60.041.067	15,37
MYANMAR (FORM. BURMA)	1.377.259	1.958.177	42,18	1.202.695	2.192.920	82,33
CAMBODIA	34.036	86.197	153,25	69.389	130.821	88,53
BRUNEI DARUSSALAM	130.135	70.760	-45,63	146.956	154.180	4,92
LAO PEOPLE'S DEMOCRATIC REPU	383	0	-100,00	275	0	-100,00

TABEL 5. PERKEMBANGAN EKSPOR INDONESIA MENURUT KOMODITI DAN NEGARA TUJUAN

JENIS BARANG	BERAT BERSIH (KG)		PERUB	NILAI FOB (US \$)		PERUB
	JAN-APR 2007	JAN-APR 2008	%	JAN-APR 2007	JAN-APR 2008	%
(1)	(2)	(3)	(4)	(5)	(6)	(7)
NEPAL	98.114	4.948	-94,96	150.931	17.292	-88,54
VIET NAM	10.261.218	18.909.807	84,28	13.352.195	27.188.922	103,63
MALDIVES	78.439	72.761	-7,24	166.115	181.778	9,43
INDIA	14.500.505	5.480.389	-62,21	15.812.568	8.113.690	-48,69
PAKISTAN	1.463.530	1.640.059	12,06	3.251.263	3.415.600	5,05
BANGLADESH	7.934.808	9.904.883	24,83	8.002.844	11.437.612	42,92
SRI LANKA	2.011.848	2.981.171	48,18	3.138.548	4.499.788	43,37
IRAN (ISLAMIC REPUBLIC OF)	22.598	7.371	-67,38	34.099	70.055	105,45
SAUDI ARABIA	1.538.150	1.253.146	-18,53	4.342.237	4.065.893	-6,36
ISRAEL	0	133.982	--	0	210.834	--
KUWAIT	1.212.448	210.108	-82,67	1.746.208	486.579	-72,14
JORDAN	18.678	148.558	695,36	35.658	286.740	704,14
LEBANON	527.717	114.090	-78,38	868.145	266.394	-69,31
YEMEN	150.222	627.263	317,56	274.919	881.328	220,58
OMAN	53.106	106.580	100,69	115.640	214.076	85,12
SYRIA ARAB REPUBLIC	228.856	790.333	245,34	483.198	1.360.096	181,48
TURKEY	18.388.394	19.150.517	4,14	16.441.267	25.131.611	52,86
UNITED ARAB EMIRATES	2.275.660	2.482.564	9,09	4.721.754	5.727.426	21,30
QATAR	58.351	16.646	-71,47	169.933	80.943	-52,37
BAHRAIN	438.582	1.980.977	351,68	399.569	1.989.897	398,01
CYPRUS	20.566	9.528	-53,67	53.922	42.997	-20,26
EGYPT	2.330.766	2.872.701	23,25	2.463.638	3.506.996	42,35
LIBYAN ARAB JAMAHIRIYA	53.837	13.663	-74,62	150.333	50.455	-66,44
MOROCCO	112.739	79.776	-29,24	354.327	262.824	-25,82
TUNISIA	2.594	28.539	1.000,19	7.583	68.279	800,42
ALGERIA	500.030	1.159.951	131,98	610.332	1.619.851	165,40
SUDAN	96.826	304.365	214,34	253.308	2.058.590	712,68
ERITREA	2.242	0	-100,00	10.698	0	-100,00
ETHIOPIA	77.204	2.455	-96,82	118.312	7.399	-93,75
TANZANIA, UNITED REPUBLIC OF	178.677	96.558	-45,96	333.977	231.087	-30,81
MADAGASCAR	102.126	250.756	145,54	150.599	416.314	176,44
SOMALIA	8.851	38.214	331,75	43.500	144.497	232,18
KENYA	21.515	1.499.209	6.868,20	76.933	2.104.709	2.635,77
REUNION	60.037	66.999	11,60	88.745	122.496	38,03
MOZAMBIQUE	7.813	1.231	-84,24	13.139	1.308	-90,04
TOGO	154.859	188.996	22,04	253.170	361.068	42,62
GHANA	335.879	285.172	-15,10	488.385	559.889	14,64
LIBERIA	4.374	44.499	917,35	5.894	32.619	453,43
GUINEA	400.429	497.886	24,34	501.605	726.856	44,91
ANGOLA	0	45.504	--	0	79.179	--
CAMEROON	177.844	122.225	-31,27	290.195	239.190	-17,58
NIGERIA	1.340.852	1.363.059	1,66	3.627.151	3.230.946	-10,92
GABON	52.272	36.240	-30,67	105.846	66.510	-37,16
COTE D'IVOIRE	128.180	285.673	122,87	157.711	729.945	362,84
SENEGAL	36	30.614	84.938,89	262	97.060	36.945,80
MAURITANIA	27.991	38.694	38,24	45.320	68.013	50,07
MALI	18.362	115.204	527,40	21.951	246.219	1.021,68
BENIN	42.164	64.724	53,51	73.041	75.269	3,05
BURKINA FASO	3.290	23.805	623,56	2.066	37.855	1.732,28
GAMBIA	40.329	0	-100,00	72.476	0	-100,00
SEYCHELLES	3.338	547	-83,61	7.978	1.593	-80,03
UGANDA	0	5	--	0	15	--
DJIBOUTI	170.764	14.483	-91,52	272.897	44.664	-83,63
SAO TOME AND PRINCIPE	12.452	0	-100,00	23.447	0	-100,00
SOUTH AFRICA	827.693	1.034.614	25,00	1.562.271	1.937.384	24,01
ZIMBABWE	17.549	0	-100,00	17.014	0	-100,00
ZAMBIA	13.738	27.557	100,59	14.729	47.079	219,63
MAURITIUS	1.090.068	2.568.031	135,58	1.446.538	3.619.035	150,19
VIRGIN ISLANDS (BRITISH)	0	15.825	--	0	23.896	--
AUSTRALIA	22.817.065	18.808.489	-17,57	31.454.358	30.988.190	-1,48
NEW ZEALAND	4.409.893	857.351	-80,56	6.085.039	1.732.109	-71,53
GUAM	968	474	-51,03	2.216	4.963	123,96
PALAU	0	290	--	0	491	--
NEW CALEDONIA	13.038	32.906	152,39	33.300	114.697	244,44
SAINT VINCENT AND THE GRENADII	1.276	0	-100,00	2.475	0	-100,00
VANUATU	1.058	5.607	429,96	1.034	7.847	658,90
WALLIS AND FUTUNA ISLANDS	0	32	--	0	50	--
COOK ISLANDS	4.308	4.273	-0,81	8.500	7.304	-14,07
FIJI	110.911	236.355	113,10	268.636	671.250	149,87
KIRIBATI	2.668	24	-99,10	4.755	271	-94,30
SAMOA	7.998	18.138	126,78	54.274	114.039	110,12
SOLOMON ISLANDS	23.479	22.000	-6,30	29.488	31.570	7,06
TONGA	0	16.986	--	0	14.206	--
CHRISTMAS ISLANDS	3.224	0	-100,00	1.820	0	-100,00
EAST TIMOR	40.483	742.557	1.734,24	119.619	561.879	369,72
UNITED STATES	46.123.923	65.668.469	42,37	78.123.652	116.494.204	49,12
CANADA	1.483.432	860.824	-41,97	3.378.452	2.488.706	-26,34
MEXICO	142.983	343.268	140,08	576.476	1.436.788	149,24

TABEL 5. PERKEMBANGAN EKSPOR INDONESIA MENURUT KOMODITI DAN NEGARA TUJUAN

JENIS BARANG	BERAT BERSIH (KG)		PERUB	NILAI FOB (US \$)		PERUB
	JAN-APR 2007	JAN-APR 2008	%	JAN-APR 2007	JAN-APR 2008	%
	(1)	(2)	(3)	(4)	(5)	(6)
GUATEMALA	49.593	406.170	719,01	178.234	635.400	256,50
HONDURAS	5.449	26.052	378,11	10.537	63.210	499,89
NICARAGUA	0	176	--	0	214	--
PANAMA	31.878	0	-100,00	57.972	0	-100,00
SURINAME	5.813	8.439	45,17	20.012	20.168	0,78
CHILE	8.841	29.433	232,91	14.560	66.753	358,47
VENEZUELA	30.185	7.833	-74,05	161.731	8.317	-94,86
ARGENTINA	448.411	62.440	-86,08	915.396	144.175	-84,25
BRAZIL	2.274.629	211.504	-90,70	5.518.674	1.853.140	-66,42
COLOMBIA	28.634	41.316	44,29	253.921	561.737	121,23
BOLIVIA	85	202	137,65	2.189	13.793	530,11
URUGUAY	141.772	267.926	88,98	216.195	456.699	111,24
PARAGUAY	809.599	18.500	-97,71	1.041.849	19.500	-98,13
ECUADOR	5	29.804	595.980,00	14	60.952	435.271,43
PERU	140.773	174.417	23,90	377.418	548.118	45,23
GUYANA	22.132	40.783	84,27	40.170	67.977	69,22
TRINIDAD AND TOBAGO	2.000	5.298	164,90	11.900	40.802	242,87
BAHAMAS	882	5.872	565,76	326	8.803	2.600,31
JAMAICA	14.423	16.537	14,66	27.665	31.067	12,30
PUERTO RICO	0	95.079	--	0	207.691	--
DOMINICAN REPUBLIC	8.623	1.191	-86,19	103.313	3.645	-96,47
EL SALVADOR	22.000	44.000	100,00	26.479	61.246	131,30
COSTA RICA	295	319.441	108.185,08	908	488.166	53.662,78
BARBADOS	217	32	-85,25	285	61	-78,60
ARUBA	343	0	-100,00	600	0	-100,00
BERMUDA	864	685	-20,72	6.549	3.201	-51,12
CAYMAN ISLANDS	22	2.438	10.981,82	1.153	553	-52,04
FALKLAND ISLANDS (MALVINAS)	27	0	-100,00	36	0	-100,00
FRENCH GUIANA	4.423	640	-85,53	42.797	1.096	-97,44
FRENCH POLYNESIA	5.367	11.655	117,16	8.451	27.808	229,05
GRENADA	0	16	--	0	108	--
MARTINIQUE	472	431	-8,69	1.611	2.131	32,28
NETHERLANDS ANTILLES	3.878	38.056	881,33	7.114	10.799	51,80
GUADELOUPE	2.080	1.820	-12,50	3.156	2.267	-28,17
SAINT KITTS AND NEVIS	19	0	-100,00	265	0	-100,00
UNITED KINGDOM	4.090.546	3.776.556	-7,68	10.133.897	9.088.365	-10,32
NETHERLANDS	3.180.348	1.508.435	-52,57	7.739.651	3.643.621	-52,92
FRANCE	1.136.274	1.444.276	27,11	4.132.871	5.481.537	32,63
GERMANY, FED. REP. OF	1.062.402	1.734.722	63,28	3.357.041	5.272.601	57,06
AUSTRIA	785	7.323	832,87	21.599	58.669	171,63
BELGIUM	2.326.446	3.741.487	60,82	4.010.461	9.239.603	130,39
SWITZERLAND	20.726	1.126.953	5.337,39	74.202	1.859.420	2.405,89
DENMARK	149.095	67.142	-54,97	376.952	217.296	-42,35
NORWAY	32.854	35.583	8,31	67.455	206.311	205,85
SWEDEN	57.811	138.082	138,85	285.695	590.748	106,78
FINLAND	215.276	95.866	-55,47	415.381	216.306	-47,93
IRELAND	614.750	294.595	-52,08	999.768	543.160	-45,67
ITALY	1.575.245	1.539.835	-2,25	2.794.654	3.619.017	29,50
SPAIN	1.825.114	2.062.495	13,01	5.398.516	4.540.110	-15,90
PORTUGAL	969.120	309.867	-68,03	1.438.540	797.496	-44,56
ICELAND	264.000	132.000	-50,00	349.226	199.132	-42,98
GREECE	904.303	1.255.805	38,87	1.948.129	2.399.100	23,15
DEMOCRATIC REPUBLIC OF THE C	1.818	57.678	3.072,61	2.486	57.392	2.208,61
HUNGARY	71.898	71.370	-0,73	205.929	180.253	-12,47
POLAND	371.963	576.119	54,89	946.709	1.110.212	17,27
ROMANIA	84.506	190.896	125,90	145.402	376.265	158,78
BULGARIA	21.484	47.713	122,09	60.559	111.290	83,77
YUGOSLAVIA	0	348	--	0	3.764	--
ARMENIA	0	23.226	--	0	68.266	--
UKRAINE	1.744.964	2.049.541	17,45	2.490.218	3.168.112	27,22
LITHUANIA	70.400	127.112	80,56	126.344	229.904	81,97
LATVIA	17.206	32.126	86,71	32.836	61.815	88,25
ESTONIA	32.576	0	-100,00	63.513	0	-100,00
CROATIA	18.995	35.781	88,37	37.497	76.492	103,99
BOSNIA AND HERZEGOVINA	0	4.906	--	0	23.783	--
MALTA	1.196	1.046	-12,54	6.905	7.874	14,03
SLOVAKIA	32	443	1.284,38	800	2.939	267,38
SLOVENIA	324.032	236	-99,93	452.615	2.253	-99,50
CZECH REPUBLIC	5.844	2.947	-49,57	22.903	22.091	-3,55
RUSSIA FEDERATION	476.601	1.369.622	187,37	1.112.525	2.778.407	149,74
<b>-BAHAN KERTAS</b>	<b>909.261.085</b>	<b>852.477.372</b>	<b>-6,25</b>	<b>360.054.479</b>	<b>459.582.878</b>	<b>27,64</b>
JAPAN	49.082.750	48.742.246	-0,69	22.579.952	34.163.545	51,30
KOREA, REPUBLIC OF	194.360.217	202.161.618	4,01	72.286.582	94.488.347	30,71
TAIWAN	37.792.884	36.546.681	-3,30	20.515.543	22.868.397	11,47
CHINA	407.222.277	394.684.082	-3,08	163.918.256	218.369.911	33,22
THAILAND	2.575.361	4.294.248	66,74	1.165.663	2.829.816	142,76
SINGAPORE	13.151	500.814	3.708,18	118.354	195.817	65,45

TABEL 5. PERKEMBANGAN EKSPOR INDONESIA MENURUT KOMODITI DAN NEGARA TUJUAN

JENIS BARANG	BERAT BERSIH (KG)		PERUB	NILAI FOB (US \$)		PERUB
	JAN-APR 2007	JAN-APR 2008	%	JAN-APR 2007	JAN-APR 2008	%
	(1)	(2)	(3)	(4)	(5)	(6)
PHILIPPINES	2.035.002	2.594.764	27,51	713.355	1.123.673	57,52
VIET NAM	4.443.684	12.558.248	182,61	1.621.817	4.897.717	201,99
INDIA	55.031.412	59.011.478	7,23	19.556.286	31.559.679	61,38
PAKISTAN	696.960	0	-100,00	498.831	0	-100,00
BANGLADESH	9.723.178	7.319.679	-24,72	3.809.404	3.817.186	0,20
IRAN (ISLAMIC REPUBLIC OF)	0	458.289	--	0	266.810	--
SAUDI ARABIA	0	1.495.987	--	0	772.421	--
KUWAIT	1.992.000	996.505	-49,97	705.168	388.637	-44,89
JORDAN	2.898.928	497.910	-82,82	1.364.107	293.767	-78,46
LEBANON	0	19.802	--	0	11.881	--
UNITED ARAB EMIRATES	8.826.495	2.478.502	-71,92	3.706.745	1.393.115	-62,42
ETHIOPIA	100.000	0	-100,00	40.473	0	-100,00
REUNION	347	0	-100,00	436	0	-100,00
SOUTH AFRICA	431	0	-100,00	475	0	-100,00
AUSTRALIA	102	496.190	486.360,78	309	262.981	85.007,12
UNITED STATES	23.905.103	0	-100,00	7.888.684	0	-100,00
PANAMA	0	1.000.000	--	0	625.000	--
NETHERLANDS	22.825.200	9.410.814	-58,77	8.336.913	4.930.466	-40,86
FRANCE	25.923.834	16.978.522	-34,51	10.009.678	9.091.876	-9,17
GERMANY, FED. REP. OF	0	96.364	--	0	53.887	--
BELGIUM	195	0	-100,00	30	0	-100,00
FINLAND	19.920	0	-100,00	7.629	0	-100,00
ITALY	59.791.619	50.134.629	-16,15	21.209.611	27.177.949	28,14
SPAIN	13	0	-100,00	143	0	-100,00
RUSSIA FEDERATION	22	0	-100,00	35	0	-100,00
<b>-ALAS KAKI (KULIT, KARET DAN KA</b>	<b>38.098.825</b>	<b>42.767.775</b>	<b>12,25</b>	<b>531.046.749</b>	<b>590.062.317</b>	<b>11,11</b>
JAPAN	2.362.745	2.616.537	10,74	29.086.064	31.046.700	6,74
HONG KONG	455.618	500.006	9,74	6.000.652	6.548.235	9,13
KOREA, DEMOCRATIC PEOPLE'S RE	0	20.802	--	0	312.730	--
KOREA, REPUBLIC OF	718.694	886.882	23,40	8.660.025	11.257.841	30,00
TAIWAN	520.974	779.399	49,60	3.490.199	4.550.510	30,38
CHINA	718.944	1.587.537	120,82	10.862.624	23.259.653	114,13
PAPUA NEW GUINEA	43.968	43.816	-0,35	244.346	439.259	79,77
THAILAND	248.987	232.393	-6,66	3.713.114	4.944.694	33,17
SINGAPORE	1.516.954	1.483.769	-2,19	16.120.524	14.578.967	-9,56
PHILIPPINES	155.208	247.172	59,25	1.569.743	2.385.263	51,95
MALAYSIA	340.582	485.948	42,68	5.092.060	4.717.561	-7,35
BRUNEI DARUSSALAM	24.235	9.603	-60,38	126.202	88.885	-29,57
NEPAL	703	614	-12,66	17.075	7.947	-53,46
VIET NAM	77.752	57.773	-25,70	692.046	646.135	-6,63
MALDIVES	95.870	129.652	35,24	142.109	138.693	-2,40
INDIA	33.800	48.541	43,61	351.115	527.291	50,18
PAKISTAN	738	456	-38,21	11.000	3.847	-65,03
BANGLADESH	0	1.359	--	0	30.600	--
SRI LANKA	9.600	12.567	30,91	5.100	21.475	321,08
SAUDI ARABIA	36.164	56.953	57,49	163.910	287.517	75,41
ISRAEL	0	52.519	--	0	770.856	--
KUWAIT	1.248	3.587	187,42	26.949	25.978	-3,60
JORDAN	30.191	27.290	-9,61	39.283	89.081	126,77
LEBANON	1.329	6.424	383,37	23.747	64.949	173,50
YEMEN	7.436	35.246	373,99	8.258	58.897	613,21
OMAN	64	0	-100,00	30	0	-100,00
SYRIA ARAB REPUBLIC	2.332	3.688	58,15	24.981	54.258	117,20
TURKEY	170.293	369.017	116,70	2.182.508	5.138.690	135,45
UNITED ARAB EMIRATES	140.367	235.610	67,85	1.604.393	2.196.287	36,89
QATAR	0	517	--	0	10.934	--
BAHRAIN	13	0	-100,00	10	0	-100,00
CYPRUS	20.387	4.884	-76,04	140.415	66.261	-52,81
EGYPT	25.434	30.090	18,31	294.393	420.348	42,78
MOROCCO	0	1.247	--	0	7.290	--
TUNISIA	0	7.122	--	0	105.360	--
ALGERIA	966	1.999	106,94	15.021	40.809	171,68
SUDAN	6	0	-100,00	49	0	-100,00
ERITREA	174	0	-100,00	833	0	-100,00
MADAGASCAR	36.489	15.741	-56,86	28.180	19.513	-30,76
KENYA	30.093	22.796	-24,25	41.779	67.807	62,30
REUNION	5.889	10.783	83,10	35.126	94.426	168,82
MOZAMBIQUE	17.347	22.280	28,44	13.471	5.666	-57,94
TOGO	4.840	3.359	-30,60	7.800	2.100	-73,08
GHANA	7.000	12.000	71,43	11.868	3.000	-74,72
LIBERIA	0	27	--	0	100	--
GUINEA	9.914	23.349	135,52	9.090	52.200	474,26
CONGO	28.000	36.784	31,37	25.412	29.212	14,95
CAMEROON	1	407	40.600,00	4	4.284	107.000,00
GABON	0	1.878	--	0	14.162	--
COTE D'IVOIRE	0	1.303	--	0	15.589	--
SENEGAL	7.000	1.095	-84,36	12.362	12.703	2,76

TABEL 5. PERKEMBANGAN EKSPOR INDONESIA MENURUT KOMODITI DAN NEGARA TUJUAN

JENIS BARANG	BERAT BERSIH (KG)		PERUB %	NILAI FOB (US \$)		PERUB %
	JAN-APR 2007	JAN-APR 2008		JAN-APR 2007	JAN-APR 2008	
(1)	(2)	(3)	(4)	(5)	(6)	(7)
BENIN	0	7.358	--	0	21.097	--
GAMBIA	156	0	-100,00	293	0	-100,00
U.S. VIRGIN ISLANDS	41	2	-95,12	301	13	-95,68
SEYCHELLES	1.099	148	-86,53	6.319	2.655	-57,98
DJIBOUTI	200	0	-100,00	5.226	0	-100,00
SOUTH AFRICA	342.092	299.810	-12,36	4.716.954	4.643.103	-1,57
MAURITIUS	18.937	10.130	-46,51	49.554	22.581	-54,43
AUSTRALIA	522.407	664.236	27,15	7.874.868	9.258.999	17,58
NEW ZEALAND	66.990	88.775	32,52	1.053.909	1.505.370	42,84
GUAM	300	0	-100,00	499	0	-100,00
PALAU	0	466	--	0	784	--
NEW CALEDONIA	4.285	581	-86,44	17.197	3.638	-78,85
NORTHERN MARIANA ISLANDS	2.010	0	-100,00	19.495	0	-100,00
SAINT VINCENT AND THE GRENADII	377	0	-100,00	732	0	-100,00
VANUATU	883	3.118	253,11	1.106	8.399	659,40
AMERICAN SAMOA	99	4	-95,96	1.136	361	-68,22
COOK ISLANDS	1.591	146	-90,82	2.275	1.848	-18,77
FIJI	1.991	2.115	6,23	31.140	26.722	-14,19
MARSHALL ISLANDS	4	0	-100,00	174	0	-100,00
TONGA	672	0	-100,00	829	0	-100,00
EAST TIMOR	3.029	184.022	5.975,34	31.687	227.539	618,08
UNITED STATES	9.050.159	9.085.461	0,39	137.118.138	130.024.868	-5,17
CANADA	445.406	358.426	-19,53	5.767.171	5.183.490	-10,12
MEXICO	1.470.998	1.298.755	-11,71	14.217.956	13.160.146	-7,44
GUATEMALA	14	0	-100,00	195	0	-100,00
HONDURAS	14.429	19.039	31,95	100.703	133.254	32,32
PANAMA	244.141	274.113	12,28	3.592.494	3.794.715	5,63
CUBA	220	0	-100,00	945	0	-100,00
SURINAME	37	230	521,62	536	3.350	525,00
CHILE	95.213	177.465	86,39	1.447.243	2.774.872	91,74
VENEZUELA	4.154	11.109	167,43	77.933	139.171	78,58
ARGENTINA	62.214	213.884	243,79	853.261	3.001.174	251,73
BRAZIL	267.654	218.879	-18,22	3.855.120	3.668.380	-4,84
COLOMBIA	36.966	53.894	45,79	495.925	735.325	48,27
BOLIVIA	0	2.547	--	0	39.657	--
URUGUAY	11.277	11.360	0,74	189.988	177.692	-6,47
PARAGUAY	10.074	11.170	10,88	121.718	144.849	19,00
ECUADOR	30.298	18.949	-37,46	426.330	284.992	-33,15
PERU	33.557	24.841	-25,97	401.946	305.269	-24,05
JAMAICA	36	988	2.644,44	740	13.198	1.683,51
PUERTO RICO	949	3.372	255,32	6.207	21.399	244,76
BELIZE	42	0	-100,00	57	0	-100,00
DOMINICAN REPUBLIC	751	1.157	54,06	1.392	2.297	65,01
EL SALVADOR	11.802	848	-92,81	49.880	12.942	-74,05
COSTA RICA	21.190	346	-98,37	223.793	2.405	-98,93
BARBADOS	0	22.007	--	0	60.196	--
ANTIGUA AND BARBUDA	0	298	--	0	1.731	--
ARUBA	13	0	-100,00	726	0	-100,00
BERMUDA	142	197	38,73	1.267	958	-24,39
CAYMAN ISLANDS	120	2	-98,33	10.272	125	-98,78
FALKLAND ISLANDS (MALVINAS)	151	0	-100,00	198	0	-100,00
FRENCH POLYNESIA	6.642	5.625	-15,31	16.583	16.556	-0,16
MARTINIQUE	0	70	--	0	426	--
NETHERLANDS ANTILLES	440	1.501	241,14	10.999	13.370	21,56
GUADELOUPE	91	0	-100,00	220	0	-100,00
SAINT KITTS AND NEVIS	0	1	--	0	2	--
UNITED KINGDOM	3.703.148	3.245.052	-12,37	46.250.935	43.391.555	-6,18
NETHERLANDS	2.243.607	2.079.844	-7,30	31.613.977	30.359.714	-3,97
FRANCE	1.003.710	961.420	-4,21	13.401.154	13.827.518	3,18
GERMANY, FED. REP. OF	2.824.681	3.763.883	33,25	48.630.457	60.090.338	23,57
AUSTRIA	14.573	61.875	324,59	166.236	930.606	459,81
BELGIUM	3.079.356	4.089.581	32,81	46.582.997	60.910.145	30,76
SWITZERLAND	38.820	60.373	55,52	446.217	859.777	92,68
MONACO	0	914	--	0	7.261	--
DENMARK	362.378	627.123	73,06	8.958.375	11.537.902	28,79
NORWAY	47.344	37.376	-21,05	644.734	705.999	9,50
SWEDEN	62.959	103.575	64,51	924.235	1.563.500	69,17
FINLAND	23.124	56.900	146,06	348.264	1.957.148	461,97
IRELAND	62.142	71.240	14,64	971.915	1.102.697	13,46
ITALY	2.368.581	2.221.645	-6,20	31.036.442	35.531.745	14,48
SPAIN	695.142	820.190	17,99	8.054.965	10.171.818	26,28
PORTUGAL	112.128	113.412	1,15	3.184.534	2.873.122	-9,78
ICELAND	0	1.364	--	0	17.028	--
GREECE	122.119	262.503	114,96	1.624.412	3.429.914	111,15
HUNGARY	16.376	19.179	17,12	151.916	231.453	52,36
POLAND	24.456	37.501	53,34	276.169	356.356	29,04
ROMANIA	1.328	1.456	9,64	10.712	40.292	276,14
BULGARIA	9.139	37.866	314,33	50.305	247.341	391,68



TABEL 5. PERKEMBANGAN EKSPOR INDONESIA MENURUT KOMODITI DAN NEGARA TUJUAN

JENIS BARANG	BERAT BERSIH (KG)		PERUB	NILAI FOB (US \$)		PERUB
	JAN-APR 2007	JAN-APR 2008	%	JAN-APR 2007	JAN-APR 2008	%
	(1)	(2)	(3)	(4)	(5)	(6)
YUGOSLAVIA	10.636	46.160	334,00	158.501	701.841	342,80
KAZAKHSTAN	0	2.716	--	0	60.750	--
KYRGYZSTAN	0	523	--	0	4.478	--
UKRAINE	31.931	88.790	178,07	420.712	1.162.842	176,40
LITHUANIA	1.396	5.464	291,40	32.463	146.662	351,78
LATVIA	5.745	5.787	0,73	70.151	59.314	-15,45
ESTONIA	38.472	3.008	-92,18	1.080.074	28.943	-97,32
CROATIA	27.009	12.590	-53,39	187.974	164.129	-12,69
BOSNIA AND HERZEGOVINA	0	718	--	0	7.429	--
MALTA	1.051	0	-100,00	22.782	0	-100,00
SLOVAKIA	242.514	145.391	-40,05	9.130.228	5.559.847	-39,11
SLOVENIA	18.162	79.704	338,85	191.202	690.223	260,99
CZECH REPUBLIC	39.590	50.042	26,40	560.229	619.845	10,64
RUSSIA FEDERATION	172.516	442.344	156,41	2.165.982	6.108.304	182,01
<b>-PRODUK KERAMIK</b>	<b>166.748.462</b>	<b>159.099.456</b>	<b>-4,59</b>	<b>90.887.478</b>	<b>102.239.563</b>	<b>12,49</b>
JAPAN	2.921.973	2.683.072	-8,18	8.142.553	9.359.752	14,95
HONG KONG	181.117	242.776	34,04	409.593	558.283	36,30
KOREA, REPUBLIC OF	17.696.110	14.719.485	-16,82	6.614.719	6.256.806	-5,41
TAIWAN	15.967.675	14.091.760	-11,75	5.091.209	4.566.505	-10,31
CHINA	347.150	339.386	-2,24	681.906	1.027.956	50,75
MACAU	10.643	2.275	-78,62	121.192	31.762	-73,79
PAPUA NEW GUINEA	252.864	6.471	-97,44	59.810	6.283	-89,50
THAILAND	9.118.299	12.362.029	35,57	2.857.695	4.767.709	66,84
SINGAPORE	1.943.110	1.800.494	-7,34	1.513.809	1.413.783	-6,61
PHILIPPINES	2.365.760	3.979.323	68,20	711.862	1.228.973	72,64
MALAYSIA	15.498.906	15.388.473	-0,71	3.086.749	4.117.332	33,39
MYANMAR (FORM. BURMA)	566.571	700.884	23,71	81.215	117.295	44,43
CAMBODIA	517.712	1.985.206	283,46	117.286	390.780	233,19
BRUNEI DARUSSALAM	841.488	984.621	17,01	190.074	273.358	43,82
LAO PEOPLE'S DEMOCRATIC REPU	245	0	-100,00	1.454	0	-100,00
NEPAL	0	23.284	--	0	18.869	--
VIET NAM	293.164	274.603	-6,33	131.852	215.950	63,78
MALDIVES	424.558	3.120.588	635,02	251.301	656.380	161,19
INDIA	540.037	795.840	47,37	947.959	1.261.477	33,07
PAKISTAN	4.116.520	7.356.732	78,71	797.154	1.532.404	92,23
BANGLADESH	57.735	132.738	129,91	85.242	55.249	-35,19
SRI LANKA	4.293.484	5.016.863	16,85	855.890	1.002.597	17,14
IRAN (ISLAMIC REPUBLIC OF)	17.574	69.875	297,60	4.777	246.437	5.058,82
SAUDI ARABIA	9.681.368	8.034.260	-17,01	1.646.883	1.594.739	-3,17
ISRAEL	0	734.930	--	0	160.873	--
KUWAIT	892.101	662.065	-25,79	186.414	118.794	-36,27
JORDAN	383.427	486.238	26,81	59.154	105.920	79,06
LEBANON	2.985	53.560	1.694,30	9.398	34.178	263,67
YEMEN	295.566	234.397	-20,70	68.081	51.093	-24,95
OMAN	990	906	-8,48	13.312	2.297	-82,74
SYRIA ARAB REPUBLIC	141	605	329,08	1.129	923	-18,25
TURKEY	2.486.527	813.377	-67,29	1.525.193	910.765	-40,29
UNITED ARAB EMIRATES	2.226.505	3.994.692	79,42	1.297.093	2.343.272	80,66
QATAR	1.007.440	2.025.433	101,05	431.354	857.185	98,72
BAHRAIN	136.566	158.216	15,85	42.306	78.441	85,41
CYPRUS	87.173	12.194	-86,01	37.142	21.163	-43,02
EGYPT	207.956	144.909	-30,32	112.264	164.334	46,38
MOROCCO	16.686	0	-100,00	6.630	0	-100,00
TUNISIA	1.505	13.461	794,42	4.002	33.992	749,38
SUDAN	0	27.981	--	0	27.385	--
TANZANIA, UNITED REPUBLIC OF	0	165.751	--	0	22.588	--
MADAGASCAR	122	4.063	3.230,33	107	5.764	5.286,92
KENYA	74.135	276	-99,63	12.795	136	-98,94
REUNION	725.524	762.647	5,12	161.776	215.914	33,46
MOZAMBIQUE	5.641	460	-91,85	10.757	283	-97,37
BOTSWANA	40.560	84.425	108,15	7.660	14.840	93,73
TOGO	26.240	17.539	-33,16	3.890	3.858	-0,82
ANGOLA	576.783	19.425	-96,63	134.069	2.723	-97,97
CONGO	154	0	-100,00	100	0	-100,00
NIGERIA	24.443	76.791	214,16	13.440	133.102	890,34
GABON	48	258	437,50	45	212	371,11
COTE D'IVOIRE	69	5.591	8.002,90	72	10.166	14.019,44
SENEGAL	143	85	-40,56	705	108	-84,68
MAURITANIA	0	28.537	--	0	7.539	--
BENIN	1.771	994	-43,87	700	540	-22,86
SEYCHELLES	2.777	2.693	-3,02	3.953	1.689	-57,27
UGANDA	569	0	-100,00	975	0	-100,00
NIGER	0	66	--	0	116	--
SOUTH AFRICA	4.171.082	5.090.606	22,05	9.172.198	12.674.474	38,18
MAURITIUS	1.310.884	1.743.914	33,03	267.761	441.019	64,71
AUSTRALIA	13.187.261	12.612.875	-4,36	5.022.223	5.074.497	1,04
NEW ZEALAND	914.150	890.264	-2,61	400.029	373.667	-6,59

TABEL 5. PERKEMBANGAN EKSPOR INDONESIA MENURUT KOMODITI DAN NEGARA TUJUAN

JENIS BARANG	BERAT BERSIH (KG)		PERUB	NILAI FOB (US \$)		PERUB
	JAN-APR 2007	JAN-APR 2008	%	JAN-APR 2007	JAN-APR 2008	%
	(1)	(2)	(3)	(4)	(5)	(6)
GUAM	8.249	4.206	-49,01	11.624	3.821	-67,13
PALAU	3	1.425	47.400,00	13	2.421	18.523,08
NEW CALEDONIA	4.725	31.062	557,40	3.837	16.209	322,44
SAINT VINCENT AND THE GRENADII	35	1.023	2.822,86	93	1.831	1.868,82
VANUATU	80.430	49.924	-37,93	36.874	84.128	128,15
WALLIS AND FUTUNA ISLANDS	292	409	40,07	564	714	26,60
AMERICAN SAMOA	0	63.618	--	0	13.390	--
COOK ISLANDS	1.501	27.730	1.747,44	1.618	14.121	772,74
FIJI	196.193	151.645	-22,71	67.666	69.187	2,25
SAMOA	69.558	24.296	-65,07	15.888	5.652	-64,43
SOLOMON ISLANDS	0	474	--	0	1.265	--
TONGA	13.870	1.560	-88,75	11.769	1.289	-89,05
EAST TIMOR	3.210	354.875	10.955,30	3.557	215.758	5.965,73
UNITED STATES	23.186.810	13.276.747	-42,74	17.658.663	17.392.872	-1,51
CANADA	3.045.226	2.199.645	-27,77	1.941.177	1.288.800	-33,61
MEXICO	49.500	39.632	-19,94	153.962	107.841	-29,96
GUATEMALA	204.786	0	-100,00	49.162	0	-100,00
HONDURAS	10	0	-100,00	15	0	-100,00
PANAMA	224.641	329.727	46,78	51.716	87.352	68,91
SURINAME	54	0	-100,00	318	0	-100,00
CHILE	278.428	122.853	-55,88	115.859	63.453	-45,23
VENEZUELA	590	0	-100,00	5.184	0	-100,00
ARGENTINA	34.852	4.152	-88,09	22.015	4.431	-79,87
BRAZIL	1.728	6.328	266,20	2.978	32.936	1.005,98
COLOMBIA	67.236	44.801	-33,37	139.216	48.191	-65,38
BOLIVIA	24.510	0	-100,00	6.207	0	-100,00
URUGUAY	458	23.760	5.087,77	558	5.472	880,65
ECUADOR	25	4	-84,00	67	8	-88,06
TRINIDAD AND TOBAGO	49.808	148.172	197,49	12.798	48.985	282,76
BAHAMAS	5.720	18.922	230,80	41.505	9.805	-76,38
JAMAICA	413.024	735.842	78,16	106.844	217.775	103,83
PUERTO RICO	291.554	333.713	14,46	108.704	153.851	41,53
DOMINICAN REPUBLIC	5.175	5.797	12,02	4.364	6.842	56,78
COSTA RICA	2.777	8.235	196,54	1.815	6.571	262,04
BARBADOS	4.177	403	-90,35	4.832	929	-80,77
ANTIGUA AND BARBUDA	0	24.893	--	0	7.791	--
ANGUILLA	316	0	-100,00	1.317	0	-100,00
ARUBA	160	24	-85,00	245	734	199,59
BERMUDA	439	271	-38,27	3.235	2.202	-31,93
CAYMAN ISLANDS	29	164	465,52	8	36	350,00
FRENCH GUIANA	952	225	-76,37	1.699	465	-72,63
FRENCH POLYNESIA	170.736	594.912	248,44	32.537	79.183	143,36
GRENADA	500	48.258	9.551,60	52	16.614	31.850,00
MARTINIQUE	1.093	148	-86,46	1.157	416	-64,04
NETHERLANDS ANTILLES	32.186	1.648	-94,88	5.299	1.111	-79,03
TURKS AND CAICOS ISLANDS	0	449	--	0	743	--
GUADELOUPE	1.109	1.190	7,30	2.189	1.682	-23,16
UNITED KINGDOM	2.867.910	3.649.385	27,25	4.765.391	5.980.120	25,49
NETHERLANDS	988.260	614.274	-37,84	751.650	929.301	23,63
FRANCE	693.803	590.103	-14,95	1.408.093	916.399	-34,92
GERMANY, FED. REP. OF	238.171	407.273	71,00	653.841	604.753	-7,51
AUSTRIA	3.075	6.655	116,42	5.726	14.472	152,74
BELGIUM	1.842.516	1.079.075	-41,43	1.172.852	2.060.874	75,71
SWITZERLAND	123.597	49.388	-60,04	165.416	160.222	-3,14
DENMARK	74.932	72.134	-3,73	65.097	61.055	-6,21
NORWAY	1.781.493	907.534	-49,06	416.450	543.005	30,39
SWEDEN	707.820	945.237	33,54	260.550	795.293	205,24
FINLAND	48.535	54.552	12,40	413.195	435.875	5,49
IRELAND	190.203	47.409	-75,07	274.838	18.119	-93,41
ITALY	6.803.554	3.460.873	-49,13	3.692.380	2.752.102	-25,47
SPAIN	877.782	717.502	-18,26	1.354.938	1.055.211	-22,12
PORTUGAL	12.573	11.567	-8,00	11.083	26.496	139,07
GREECE	2.925.533	996.010	-65,95	607.577	352.756	-41,94
ANDORRA	0	26.346	--	0	8.940	--
HUNGARY	5.110	7.880	54,21	13.367	12.177	-8,90
POLAND	15.010	15.422	2,74	9.473	14.158	49,46
ROMANIA	3.444	580	-83,16	4.523	2.031	-55,10
BULGARIA	3.159	5.346	69,23	11.070	8.362	-24,46
YUGOSLAVIA	1.575	568	-63,94	2.330	679	-70,86
AZERBAIJAN	0	110	--	0	829	--
KAZAKHSTAN	237	0	-100,00	333	0	-100,00
UKRAINE	359.365	738.378	105,47	161.620	280.081	73,30
LITHUANIA	23.444	530	-97,74	4.197	512	-87,80
ESTONIA	25.978	26.693	2,75	6.970	8.045	15,42
GEORGIA	1.250	0	-100,00	9.300	0	-100,00
CROATIA	54.854	66.326	20,91	45.133	103.691	129,75
BOSNIA AND HERZEGOVINA	0	379	--	0	1.773	--
MALTA	214.073	160.910	-24,83	44.751	49.783	11,24

TABEL 5. PERKEMBANGAN EKSPOR INDONESIA MENURUT KOMODITI DAN NEGARA TUJUAN

JENIS BARANG	BERAT BERSIH (KG)		PERUB	NILAI FOB (US \$)		PERUB
	JAN-APR 2007	JAN-APR 2008	%	JAN-APR 2007	JAN-APR 2008	%
	(1)	(2)	(3)	(4)	(5)	(6)
SLOVAKIA	3.860	976	-74,72	2.333	2.452	5,10
SLOVENIA	512	936	82,81	903	1.590	76,08
CZECH REPUBLIC	30.954	499.059	1.512,26	47.325	165.031	248,72
RUSSIA FEDERATION	887.218	275.622	-68,93	466.662	261.970	-43,86
<b>-EMAS BATANGAN</b>	<b>13.295</b>	<b>10.949</b>	<b>-17,65</b>	<b>277.450.768</b>	<b>323.997.021</b>	<b>16,78</b>
JAPAN	0	50	--	0	1.342.426	--
HONG KONG	949	2.909	206,53	20.062.030	87.686.749	337,08
SINGAPORE	6.849	5.275	-22,98	146.504.562	154.838.964	5,69
MALAYSIA	353	468	32,58	7.568.697	14.387.362	90,09
AUSTRALIA	4.975	2.234	-55,10	99.758.509	65.419.073	-34,42
SWITZERLAND	169	0	-100,00	3.556.970	0	-100,00
ITALY	0	13	--	0	322.447	--
<b>-PESAWAT UDARA DAN BAGIANNYA</b>	<b>920.517</b>	<b>1.273.606</b>	<b>38,36</b>	<b>46.167.445</b>	<b>28.170.997</b>	<b>-38,98</b>
JAPAN	4.911	5.104	3,93	1.286.371	402.746	-68,69
HONG KONG	4.029	8.684	115,54	507.209	1.499.782	195,69
KOREA, REPUBLIC OF	1.884	1.977	4,94	219.335	408.453	86,22
TAIWAN	950	6.470	581,05	13.626	178.981	1.213,53
CHINA	7.769	2.647	-65,93	925.035	495.891	-46,39
THAILAND	99.319	102.329	3,03	3.271.605	460.424	-85,93
SINGAPORE	126.767	521.150	311,11	6.241.127	7.031.249	12,66
PHILIPPINES	245	31.963	12.946,12	3.777	32.402	757,88
MALAYSIA	56.476	157.210	178,37	5.722.184	1.544.599	-73,01
CAMBODIA	769	0	-100,00	32.200	0	-100,00
BRUNEI DARUSSALAM	291	99	-65,98	11.902	14.349	20,56
VIET NAM	119	0	-100,00	150	0	-100,00
INDIA	4.602	1.087	-76,38	517.500	107.296	-79,27
PAKISTAN	211	218	3,32	721.033	411.312	-42,96
BANGLADESH	69	290	320,29	200	12.000	5.900,00
SRI LANKA	1	280	27.900,00	344	5.000	1.353,49
SAUDI ARABIA	670	24.311	3.528,51	3.834	173.311	4.420,37
ISRAEL	0	150	--	0	1.000	--
JORDAN	33	0	-100,00	4.000	0	-100,00
YEMEN	97	234	141,24	3.150	6.690	112,38
OMAN	10	31.541	315.310,00	9.358	67.750	623,98
TURKEY	156	122	-21,79	54.616	104.083	90,57
UNITED ARAB EMIRATES	156.955	1.434	-99,09	1.132.038	227.157	-79,93
MADAGASCAR	3.695	0	-100,00	1.856	0	-100,00
KENYA	1.327	422	-68,20	43.150	30.300	-29,78
REUNION	832	0	-100,00	4.518	0	-100,00
BURKINA FASO	0	174	--	0	6.255	--
CENTRAL AFRICAN REPUBLIC	42	0	-100,00	2.000	0	-100,00
SOUTH AFRICA	3.198	21.071	558,88	20.033	951.506	4.649,69
MALAWI	0	51	--	0	850	--
AUSTRALIA	14.906	6.894	-53,75	1.375.661	405.959	-70,49
NEW ZEALAND	3.505	1.000	-71,47	1.032.348	50.000	-95,16
FIJI	0	125	--	0	549	--
UNITED STATES	27.710	49.554	78,83	2.647.181	2.441.296	-7,78
CANADA	292	153	-47,60	10.172	38.804	281,48
BOLIVIA	0	20.000	--	0	20.000	--
FRENCH POLYNESIA	714	0	-100,00	608	0	-100,00
UNITED KINGDOM	251.863	58.804	-76,65	6.699.669	7.272.192	8,55
NETHERLANDS	12.512	18.739	49,77	281.907	634.134	124,94
FRANCE	39.602	904	-97,72	626.298	302.800	-51,65
GERMANY, FED. REP. OF	62.685	56.175	-10,39	7.108.075	561.637	-92,10
BELGIUM	15.644	688	-95,60	624.344	15.486	-97,52
SWITZERLAND	2.973	3.661	23,14	176.157	253.718	44,03
LUXEMBOURG	0	45	--	0	5.500	--
DENMARK	1.052	34	-96,77	55.417	6.000	-89,17
NORWAY	3.750	0	-100,00	500.000	0	-100,00
SWEDEN	19	2.100	10.952,63	9	20.000	222.122,22
IRELAND	262	373	42,37	88.050	30.655	-65,18
ITALY	628	448	-28,66	61.307	22.438	-63,40
SPAIN	2.873	123.565	4.200,90	1.728.091	1.849.143	7,00
PORTUGAL	0	4.000	--	0	5.000	--
GREECE	0	76	--	0	2.300	--
BULGARIA	0	750	--	0	15.000	--
RUSSIA FEDERATION	4.100	6.500	58,54	2.400.000	45.000	-98,13
<b>-KAPAL LAUT DAN SEJENISNYA</b>	<b>97.802.253</b>	<b>127.554.655</b>	<b>30,42</b>	<b>311.897.120</b>	<b>206.451.796</b>	<b>-33,81</b>
JAPAN	638.000	179	-99,97	3.184.455	3.222	-99,90
HONG KONG	0	13.818	--	0	9.762	--
KOREA, REPUBLIC OF	3.779	0	-100,00	68.000	0	-100,00
THAILAND	191.980	1.536.488	700,34	1.868.642	10.065.186	438,64
SINGAPORE	48.055.704	100.392.868	108,91	63.305.627	150.863.308	138,31
MALAYSIA	10.472.213	7.283.531	-30,45	7.865.156	29.876.482	279,86
VIET NAM	0	9.829.000	--	0	4.000.000	--

TABEL 5. PERKEMBANGAN EKSPOR INDONESIA MENURUT KOMODITI DAN NEGARA TUJUAN

JENIS BARANG	BERAT BERSIH (KG)		PERUB	NILAI FOB (US \$)		PERUB
	JAN-APR 2007	JAN-APR 2008	%	JAN-APR 2007	JAN-APR 2008	%
	(1)	(2)	(3)	(4)	(5)	(6)
INDIA	676.453	124.000	-81,67	7.019.800	4.638.000	-33,93
SAUDI ARABIA	4.151.518	0	-100,00	1.780.549	0	-100,00
KUWAIT	907.430	0	-100,00	949.977	0	-100,00
YEMEN	0	19.500	--	0	22.991	--
UNITED ARAB EMIRATES	16.011	619.276	3.767,82	506.576	343.982	-32,10
UGANDA	7.533	0	-100,00	18.000	0	-100,00
AUSTRALIA	9.181.982	7.184.000	-21,76	176.686.238	5.227.795	-97,04
NEW ZEALAND	0	549.000	--	0	1.200.000	--
UNITED STATES	150	0	-100,00	22.500	0	-100,00
JAMAICA	411.000	0	-100,00	7.500.000	0	-100,00
UNITED KINGDOM	0	30	--	0	10	--
FRANCE	34.500	2.965	-91,41	21.600	201.058	830,82
GERMANY, FED. REP. OF	17.030.000	0	-100,00	24.700.000	0	-100,00
ITALY	6.024.000	0	-100,00	16.400.000	0	-100,00
<b>-PERLENGKAPAN OLAHRAHA DAN</b>	<b>8.231.524</b>	<b>8.105.705</b>	<b>-1,53</b>	<b>62.906.781</b>	<b>76.547.907</b>	<b>21,68</b>
JAPAN	418.516	488.430	16,71	8.240.727	10.461.048	26,94
HONG KONG	56.478	34.479	-38,95	543.428	309.675	-43,01
KOREA, REPUBLIC OF	92.935	97.771	5,20	597.112	635.189	6,38
TAIWAN	5.592	28.591	411,28	31.964	97.784	205,92
CHINA	252.332	295.124	16,96	1.951.870	2.513.508	28,77
PAPUA NEW GUINEA	2.697	884	-67,22	5.234	5.092	-2,71
THAILAND	23.437	16.417	-29,95	107.271	74.987	-30,10
SINGAPORE	281.449	69.557	-75,29	4.833.501	3.438.436	-28,86
PHILIPPINES	42.406	96.169	126,78	46.843	238.929	410,06
MALAYSIA	168.430	223.706	32,82	903.000	1.561.585	72,93
CAMBODIA	0	1.371	--	0	56.754	--
BRUNEI DARUSSALAM	125	7.300	5.740,00	626	18.852	2.911,50
VIET NAM	7.531	12.929	71,68	73.979	143.170	93,53
MALDIVES	1.198	512	-57,26	10.097	2.018	-80,01
INDIA	43.736	36.374	-16,83	327.417	250.718	-23,43
PAKISTAN	89.812	68.156	-24,11	135.009	203.822	50,97
BANGLADESH	1.503	0	-100,00	7.517	0	-100,00
SRI LANKA	38.419	73.117	90,31	31.201	70.455	125,81
IRAN (ISLAMIC REPUBLIC OF)	9.104	1.070	-88,25	21.994	2.400	-89,09
SAUDI ARABIA	54.762	50.025	-8,65	115.624	152.886	32,23
ISRAEL	0	2.663	--	0	30.673	--
KUWAIT	1.876	0	-100,00	16.123	0	-100,00
JORDAN	27.404	42.353	54,55	60.210	100.250	66,50
LEBANON	33.291	8.615	-74,12	50.710	16.504	-67,45
YEMEN	0	683	--	0	1.920	--
OMAN	0	300	--	0	639	--
SYRIA ARAB REPUBLIC	9.029	0	-100,00	20.870	0	-100,00
TURKEY	5.288	14.109	166,81	19.867	188.470	848,66
UNITED ARAB EMIRATES	47.731	110.245	130,97	265.975	874.551	228,81
QATAR	122	0	-100,00	1.840	0	-100,00
BAHRAIN	9	0	-100,00	80	0	-100,00
CYPRUS	238	0	-100,00	2.055	0	-100,00
EGYPT	10.225	13.154	28,65	96.656	95.901	-0,78
MOROCCO	0	2.357	--	0	13.159	--
ALGERIA	61.458	48.486	-21,11	123.268	115.634	-6,19
SUDAN	16.657	17.185	3,17	34.924	68.187	95,24
KENYA	0	1.089	--	0	22.460	--
ANGOLA	908	0	-100,00	308	0	-100,00
NIGERIA	0	4.876	--	0	23.681	--
BENIN	12.679	11.514	-9,19	76.675	68.695	-10,41
SOUTH AFRICA	16.822	4.023	-76,08	207.143	60.526	-70,78
MAURITIUS	0	234	--	0	5.180	--
AUSTRALIA	193.046	218.282	13,07	1.386.808	1.463.119	5,50
NEW ZEALAND	23.630	23.270	-1,52	138.354	147.876	6,88
GUAM	19.992	0	-100,00	13.000	0	-100,00
NEW CALEDONIA	465	0	-100,00	588	0	-100,00
FIJI	962	539	-43,97	3.795	3.163	-16,65
EAST TIMOR	56	1.580	2.721,43	36	1.802	4.905,56
UNITED STATES	1.958.568	2.106.571	7,56	14.079.634	19.257.519	36,78
CANADA	109.871	79.201	-27,91	834.976	586.461	-29,76
MEXICO	409.497	229.966	-43,84	2.675.044	1.909.497	-28,62
GUATEMALA	35	0	-100,00	34	0	-100,00
PANAMA	10.152	2.948	-70,96	89.468	29.349	-67,20
SURINAME	66	0	-100,00	385	0	-100,00
CHILE	158.739	20.203	-87,27	797.357	61.251	-92,32
VENEZUELA	38.229	57.744	51,05	266.594	480.427	80,21
ARGENTINA	101.537	57.431	-43,44	602.941	443.649	-26,42
BRAZIL	572.078	447.946	-21,70	3.581.354	3.272.905	-8,61
COLOMBIA	20.172	11.659	-42,20	132.216	97.799	-26,03
BOLIVIA	877	0	-100,00	3.276	0	-100,00
URUGUAY	0	1.021	--	0	4.956	--
PARAGUAY	0	3.341	--	0	21.600	--

TABEL 5. PERKEMBANGAN EKSPOR INDONESIA MENURUT KOMODITI DAN NEGARA TUJUAN

JENIS BARANG	BERAT BERSIH (KG)		PERUB	NILAI FOB (US \$)		PERUB
	JAN-APR 2007	JAN-APR 2008	%	JAN-APR 2007	JAN-APR 2008	%
	(1)	(2)	(3)	(4)	(5)	(6)
ECUADOR	5.569	0	-100,00	51.180	0	-100,00
PERU	16.145	2.981	-81,54	107.304	22.383	-79,14
FRENCH POLYNESIA	0	1.022	--	0	15.216	--
UNITED KINGDOM	507.279	658.101	29,73	3.711.191	5.836.874	57,28
NETHERLANDS	299.370	323.571	8,08	2.047.919	2.391.853	16,79
FRANCE	380.614	407.005	6,93	2.384.751	3.097.377	29,88
GERMANY, FED. REP. OF	423.673	310.237	-26,77	3.937.276	3.802.641	-3,42
AUSTRIA	37.069	42.768	15,37	258.837	556.040	114,82
BELGIUM	179.219	135.200	-24,56	1.124.893	1.575.729	40,08
SWITZERLAND	14.553	46.698	220,88	80.660	282.504	250,24
DENMARK	49.910	65.029	30,29	350.461	808.273	130,63
NORWAY	33.882	12.201	-63,99	134.922	97.136	-28,01
SWEDEN	91.041	157.482	72,98	373.215	1.253.013	235,73
FINLAND	40.177	615	-98,47	80.928	45.701	-43,53
IRELAND	7.592	7.396	-2,58	64.565	81.559	26,32
ITALY	210.761	199.622	-5,29	1.253.370	1.772.249	41,40
SPAIN	55.611	121.625	118,71	465.119	1.231.621	164,80
PORTUGAL	0	17.335	--	0	244.739	--
ICELAND	0	3.308	--	0	48.200	--
GREECE	29.182	68.558	134,93	154.577	626.962	305,60
HUNGARY	19.986	32.591	63,07	115.517	195.110	68,90
POLAND	12.434	64.520	418,90	101.251	525.573	419,08
YUGOSLAVIA	0	5.601	--	0	16.499	--
BELARUS	7.728	7.339	-5,03	20.104	23.207	15,43
KAZAKHSTAN	0	2.434	--	0	26.590	--
UKRAINE	5.315	14.660	175,82	57.859	134.639	132,70
LATVIA	30	16	-46,67	400	400	0,00
CROATIA	24.165	9.961	-58,78	56.905	25.154	-55,80
SLOVAKIA	0	3.926	--	0	69.371	--
SLOVENIA	4.229	4.088	-3,33	10.252	11.325	10,47
CZECH REPUBLIC	189.782	142.426	-24,95	1.354.062	1.093.774	-19,22
RUSSIA FEDERATION	134.037	91.819	-31,50	1.042.285	931.084	-10,67
<b>-PENA DAN PENSIL</b>	<b>3.912.067</b>	<b>3.136.095</b>	<b>-19,84</b>	<b>24.471.398</b>	<b>22.323.641</b>	<b>-8,78</b>
JAPAN	181.603	108.769	-40,11	1.979.382	996.615	-49,65
HONG KONG	14.417	25.906	79,69	151.620	253.372	67,11
KOREA, REPUBLIC OF	8.874	15.585	75,63	92.354	175.527	90,06
TAIWAN	16.489	15.904	-3,55	158.103	110.835	-29,90
CHINA	28.051	8.613	-69,30	249.237	102.653	-58,81
THAILAND	55.134	99.182	79,89	509.593	916.344	79,82
SINGAPORE	59.044	42.497	-28,02	408.407	375.932	-7,95
PHILIPPINES	71.815	51.174	-28,74	422.286	329.899	-21,88
MALAYSIA	72.499	69.261	-4,47	705.476	683.221	-3,15
MYANMAR (FORM. BURMA)	0	12.399	--	0	33.360	--
CAMBODIA	0	95	--	0	606	--
BRUNEI DARUSSALAM	0	187	--	0	231	--
VIET NAM	1.357	1.650	21,59	6.767	20.968	209,86
MALDIVES	455	3.596	690,33	1.312	7.220	450,30
INDIA	6.888	1.479	-78,53	52.873	20.735	-60,78
PAKISTAN	7.832	0	-100,00	48.869	0	-100,00
BANGLADESH	9.570	20.066	109,68	94.851	183.435	93,39
SRI LANKA	71	0	-100,00	250	0	-100,00
IRAN (ISLAMIC REPUBLIC OF)	35.464	41.829	17,95	176.502	254.187	44,01
SAUDI ARABIA	55.992	48.722	-12,98	383.962	392.631	2,26
KUWAIT	6.692	15.107	125,75	68.957	158.959	130,52
LEBANON	22.199	18.126	-18,35	166.845	139.067	-16,65
YEMEN	14.949	0	-100,00	12.512	0	-100,00
OMAN	5.069	5.549	9,47	54.587	55.937	2,47
SYRIA ARAB REPUBLIC	128	76	-40,63	892	605	-32,17
TURKEY	18.670	28.677	53,60	93.795	205.744	119,35
UNITED ARAB EMIRATES	29.691	41.226	38,85	221.112	352.951	59,63
QATAR	6.552	7.532	14,96	72.200	85.028	17,77
BAHRAIN	0	1.576	--	0	15.896	--
EGYPT	35.940	100.924	180,81	267.144	762.835	185,55
MOROCCO	10.746	8.125	-24,39	96.584	73.190	-24,22
ALGERIA	0	288	--	0	1.340	--
GAMBIA	139	0	-100,00	261	0	-100,00
SOUTH AFRICA	37.479	18.674	-50,17	99.232	55.828	-43,74
AUSTRALIA	63.680	120.160	88,69	418.875	659.276	57,39
NEW ZEALAND	9.278	7.949	-14,32	89.911	72.924	-18,89
FIJI	0	381	--	0	3.409	--
EAST TIMOR	2	8.834	441.600,00	7	6.740	96.185,71
UNITED STATES	2.139.965	1.213.023	-43,32	10.543.099	7.355.555	-30,23
CANADA	8.688	9.979	14,86	165.914	174.602	5,24
MEXICO	228.919	292.966	27,98	1.550.596	2.078.144	34,02
CHILE	0	864	--	0	13.027	--
ARGENTINA	2.231	2.855	27,97	25.995	31.296	20,39
COLOMBIA	82.651	86.097	4,17	499.545	538.929	7,88

TABEL 5. PERKEMBANGAN EKSPOR INDONESIA MENURUT KOMODITI DAN NEGARA TUJUAN

JENIS BARANG	BERAT BERSIH (KG)		PERUB	NILAI FOB (US \$)		PERUB
	JAN-APR 2007	JAN-APR 2008	%	JAN-APR 2007	JAN-APR 2008	%
	(1)	(2)	(3)	(4)	(5)	(6)
ECUADOR	8.595	0	-100,00	53.785	0	-100,00
JAMAICA	588	0	-100,00	6.137	0	-100,00
PUERTO RICO	8.024	0	-100,00	56.391	0	-100,00
FRENCH POLYNESIA	0	73	--	0	280	--
UNITED KINGDOM	90.975	86.432	-4,99	901.087	754.910	-16,22
NETHERLANDS	121.518	167.996	38,25	751.745	1.057.864	40,72
FRANCE	30.373	34.997	15,22	189.973	238.791	25,70
GERMANY, FED. REP. OF	153.543	161.181	4,97	1.223.172	1.239.293	1,32
BELGIUM	1.387	0	-100,00	11.420	0	-100,00
DENMARK	0	1.194	--	0	8.670	--
NORWAY	9.010	3.968	-55,96	97.418	38.758	-60,21
SWEDEN	34.841	30.846	-11,47	348.089	348.350	0,07
FINLAND	307	943	207,17	4.448	11.703	163,11
IRELAND	15.209	22.691	49,19	203.644	238.759	17,24
ITALY	24.972	25.020	0,19	267.760	288.070	7,59
SPAIN	41.964	31.134	-25,81	265.823	256.338	-3,57
PORTUGAL	1	0	-100,00	2	0	-100,00
DEMOCRATIC REPUBLIC OF THE C	117	0	-100,00	1.040	0	-100,00
HUNGARY	665	0	-100,00	11.237	0	-100,00
POLAND	0	22	--	0	79	--
KAZAKHSTAN	0	173	--	0	804	--
LATVIA	163	0	-100,00	2.879	0	-100,00
CZECH REPUBLIC	20.586	13.523	-34,31	185.423	141.919	-23,46
RUSSIA FEDERATION	6	0	-100,00	18	0	-100,00
<b>-BATU SEMI PERMATA</b>	<b>30.075</b>	<b>21.635</b>	<b>-28,06</b>	<b>486.846</b>	<b>64.592</b>	<b>-86,73</b>
JAPAN	3.912	170	-95,65	144.041	22.916	-84,09
HONG KONG	22	0	-100,00	204.800	0	-100,00
TAIWAN	0	20.000	--	0	10.000	--
THAILAND	4	0	-100,00	16	0	-100,00
SINGAPORE	0	10	--	0	1.685	--
MALAYSIA	0	200	--	0	26.290	--
UNITED ARAB EMIRATES	20	0	-100,00	422	0	-100,00
NIGERIA	3	0	-100,00	337	0	-100,00
SOUTH AFRICA	0	127	--	0	353	--
MAURITIUS	30	0	-100,00	14	0	-100,00
AUSTRALIA	14	0	-100,00	2.735	0	-100,00
UNITED STATES	24.279	0	-100,00	124.391	0	-100,00
CANADA	2	0	-100,00	45	0	-100,00
COSTA RICA	43	0	-100,00	37	0	-100,00
SAINT KITTS AND NEVIS	29	0	-100,00	404	0	-100,00
UNITED KINGDOM	48	0	-100,00	3.201	0	-100,00
NETHERLANDS	31	0	-100,00	229	0	-100,00
FRANCE	28	64	128,57	229	135	-41,05
GERMANY, FED. REP. OF	538	0	-100,00	664	0	-100,00
AUSTRIA	174	0	-100,00	942	0	-100,00
BELGIUM	2	0	-100,00	155	0	-100,00
SWITZERLAND	1	0	-100,00	1	0	-100,00
NORWAY	2	0	-100,00	78	0	-100,00
SPAIN	542	0	-100,00	2.306	0	-100,00
GREECE	351	417	18,80	1.799	2.415	34,24
HUNGARY	0	647	--	0	798	--
<b>-KOPER, TAS, DOMPET PLASTIK/TE</b>	<b>2.888.507</b>	<b>2.402.971</b>	<b>-16,81</b>	<b>16.157.739</b>	<b>17.025.789</b>	<b>5,37</b>
JAPAN	232.396	396.565	70,64	1.527.245	2.297.198	50,41
HONG KONG	41.399	25.610	-38,14	459.188	420.154	-8,50
KOREA, REPUBLIC OF	38.410	8.131	-78,83	34.647	70.873	104,56
TAIWAN	11.415	3.910	-65,75	25.833	15.025	-41,84
CHINA	28.391	95.186	235,27	90.682	578.205	537,62
PAPUA NEW GUINEA	1.449	702	-51,55	9.825	2.921	-70,27
THAILAND	35.290	32.804	-7,04	58.994	81.402	37,98
SINGAPORE	36.853	32.854	-10,85	589.096	527.922	-10,38
PHILIPPINES	4.362	20.389	367,42	29.263	282.669	865,96
MALAYSIA	53.287	26.848	-49,62	95.774	167.610	75,01
BRUNEI DARUSSALAM	250	655	162,00	858	1.111	29,49
VIET NAM	76	186	144,74	103	364	253,40
MALDIVES	1.645	490	-70,21	5.387	3.146	-41,60
INDIA	31.631	21.832	-30,98	140.924	106.895	-24,15
BANGLADESH	44.491	15.778	-64,54	118.075	42.093	-64,35
SRI LANKA	2.479	7.761	213,07	6.372	12.492	96,05
IRAN (ISLAMIC REPUBLIC OF)	0	1.129	--	0	487	--
SAUDI ARABIA	23.055	14.789	-35,85	115.233	73.994	-35,79
ISRAEL	0	5	--	0	74	--
KUWAIT	115	622	440,87	49.000	9.734	-80,13
JORDAN	0	1.060	--	0	9.185	--
LEBANON	1.690	787	-53,43	6.240	5.167	-17,20
SYRIA ARAB REPUBLIC	0	17	--	0	96	--
TURKEY	0	96	--	0	1.412	--

TABEL 5. PERKEMBANGAN EKSPOR INDONESIA MENURUT KOMODITI DAN NEGARA TUJUAN

JENIS BARANG	BERAT BERSIH (KG)		PERUB	NILAI FOB (US \$)		PERUB
	JAN-APR 2007	JAN-APR 2008	%	JAN-APR 2007	JAN-APR 2008	%
	(1)	(2)	(3)	(4)	(5)	(6)
UNITED ARAB EMIRATES	137.114	158.229	15,40	658.881	716.090	8,68
QATAR	0	799	--	0	47	--
BAHRAIN	0	593	--	0	3.692	--
CYPRUS	6	0	-100,00	32	0	-100,00
EGYPT	15.704	0	-100,00	43.207	0	-100,00
TUNISIA	36	0	-100,00	222	0	-100,00
NAMIBIA	0	32	--	0	292	--
TANZANIA, UNITED REPUBLIC OF	0	31	--	0	265	--
MADAGASCAR	9	466	5.077,78	6	1.147	19.016,67
KENYA	748	154	-79,41	605	1.106	82,81
REUNION	2.069	2.032	-1,79	3.067	3.960	29,12
MOZAMBIQUE	964	73	-92,43	4.161	485	-88,34
GABON	0	14	--	0	12	--
U.S. VIRGIN ISLANDS	25	0	-100,00	34	0	-100,00
SEYCHELLES	52	71	36,54	577	1.821	215,60
SOUTH AFRICA	21.043	17.331	-17,64	51.009	44.337	-13,08
MAURITIUS	0	1.227	--	0	8.312	--
VIRGIN ISLANDS (BRITISH)	0	13	--	0	84	--
AUSTRALIA	31.369	28.528	-9,06	119.782	183.374	53,09
NEW ZEALAND	6.679	4.287	-35,81	21.830	26.709	22,35
GUAM	173	138	-20,23	3.853	1.081	-71,94
PALAU	37	12	-67,57	145	75	-48,28
NEW CALEDONIA	2.031	2.255	11,03	9.591	16.179	68,69
SAINT VINCENT AND THE GRENADII	412	0	-100,00	800	0	-100,00
VANUATU	1	183	18.200,00	13	196	1.407,69
WALLIS AND FUTUNA ISLANDS	0	3.952	--	0	5.263	--
COOK ISLANDS	1.162	2.111	81,67	4.607	26.550	476,30
FIJI	4.004	1.147	-71,35	7.661	6.139	-19,87
TONGA	683	0	-100,00	842	0	-100,00
EAST TIMOR	0	447	--	0	232	--
UNITED STATES	675.433	418.936	-37,98	4.871.693	4.443.267	-8,79
CANADA	43.083	32.254	-25,14	138.056	94.466	-31,57
MEXICO	15.380	11.279	-26,66	100.790	51.264	-49,14
GUATEMALA	49	0	-100,00	680	0	-100,00
PANAMA	26.487	16.629	-37,22	52.694	32.297	-38,71
CHILE	5.660	2.378	-57,99	9.880	4.888	-50,53
ARGENTINA	13.926	5.097	-63,40	26.730	10.162	-61,98
BRAZIL	18.294	22.568	23,36	36.711	43.523	18,56
COLOMBIA	3	0	-100,00	50	0	-100,00
URUGUAY	4.269	1.125	-73,65	8.334	2.320	-72,16
PARAGUAY	0	1	--	0	5	--
ECUADOR	1.514	3.075	103,10	3.066	5.651	84,31
BAHAMAS	1.617	0	-100,00	2.186	0	-100,00
JAMAICA	310	0	-100,00	728	0	-100,00
PUERTO RICO	178	4.340	2.338,20	1.479	16.108	989,11
BELIZE	16	0	-100,00	22	0	-100,00
DOMINICAN REPUBLIC	214	181	-15,42	450	200	-55,56
COSTA RICA	1.226	329	-73,16	3.824	907	-76,28
BARBADOS	1.988	206	-89,64	2.607	297	-88,61
ARUBA	66	0	-100,00	116	0	-100,00
BERMUDA	248	374	50,81	2.568	1.678	-34,66
CAYMAN ISLANDS	6	0	-100,00	373	0	-100,00
FRENCH POLYNESIA	4.862	3.742	-23,04	8.376	11.515	37,48
MARTINIQUE	45	1.417	3.048,89	439	1.487	238,72
NETHERLANDS ANTILLES	72	171	137,50	2.564	2.628	2,50
TURKS AND CAICOS ISLANDS	0	700	--	0	1.158	--
GUADELOUPE	274	23	-91,61	1.890	39	-97,94
SAINT KITTS AND NEVIS	12	0	-100,00	177	0	-100,00
UNITED KINGDOM	157.446	112.422	-28,60	477.973	619.369	29,58
NETHERLANDS	79.256	114.348	44,28	1.553.946	1.858.190	19,58
FRANCE	47.000	28.105	-40,20	188.121	141.297	-24,89
GERMANY, FED. REP. OF	97.208	174.089	79,09	560.986	866.492	54,46
AUSTRIA	4.519	52	-98,85	36.552	709	-98,06
BELGIUM	490.256	125.991	-74,30	1.476.626	528.557	-64,21
SWITZERLAND	8.023	67.510	741,46	44.337	407.420	818,92
DENMARK	28.353	285	-98,99	28.651	1.948	-93,20
NORWAY	2.501	1.955	-21,83	44.176	28.389	-35,74
SWEDEN	10.347	2.052	-80,17	72.101	30.598	-57,56
FINLAND	947	6.815	619,64	1.868	23.972	1.183,30
IRELAND	5.239	2.420	-53,81	12.326	4.388	-64,40
ITALY	231.909	187.736	-19,05	1.554.840	1.418.123	-8,79
SPAIN	83.104	89.410	7,59	469.925	442.062	-5,93
PORTUGAL	1.159	1.294	11,65	5.579	5.169	-7,35
GREECE	9.435	12.490	32,38	40.995	62.038	51,33
DEMOCRATIC REPUBLIC OF THE C	952	0	-100,00	8.420	0	-100,00
HUNGARY	59	80	35,59	972	55	-94,34
POLAND	31	4.512	14.454,84	595	37.871	6.264,87
YUGOSLAVIA	2.158	2.263	4,87	4.330	103	-97,62

TABEL 5. PERKEMBANGAN EKSPOR INDONESIA MENURUT KOMODITI DAN NEGARA TUJUAN

JENIS BARANG	BERAT BERSIH (KG)		PERUB	NILAI FOB (US \$)		PERUB
	JAN-APR 2007	JAN-APR 2008	%	JAN-APR 2007	JAN-APR 2008	%
	(1)	(2)	(3)	(4)	(5)	(6)
LATVIA	0	9.874	--	0	52.250	--
ESTONIA	0	266	--	0	398	--
CROATIA	191	1.249	553,93	1.068	3.351	213,76
CZECH REPUBLIC	1	28	2.700,00	8	66	725,00
RUSSIA FEDERATION	176	569	223,30	3.197	11.437	257,74
<b>-BARANG DARI LOGAM MULIA</b>	<b>111.290</b>	<b>104.555</b>	<b>-6,05</b>	<b>43.290.615</b>	<b>51.583.992</b>	<b>19,16</b>
JAPAN	2.837	883	-68,88	310.066	316.719	2,15
HONG KONG	5.198	3.886	-25,24	970.363	5.219.271	437,87
KOREA, REPUBLIC OF	146	296	102,74	35.798	74.631	108,48
TAIWAN	9	27	200,00	14.047	6.145	-56,25
CHINA	0	36	--	0	2.913	--
THAILAND	2.212	1.102	-50,18	616.338	746.954	21,19
SINGAPORE	58.728	57.916	-1,38	6.791.586	7.808.357	14,97
PHILIPPINES	0	1	--	0	9.961	--
MALAYSIA	82	87	6,10	3.698	4.828	30,56
BRUNEI DARUSSALAM	780	0	-100,00	1.304	0	-100,00
VIET NAM	2	0	-100,00	18	0	-100,00
MALDIVES	583	80	-86,28	9.632	1.625	-83,13
INDIA	383	0	-100,00	4.059	0	-100,00
IRAN (ISLAMIC REPUBLIC OF)	647	0	-100,00	1.206	0	-100,00
TURKEY	990	1.153	16,46	424.607	372.135	-12,36
UNITED ARAB EMIRATES	888	721	-18,81	12.541.807	15.590.030	24,30
BAHRAIN	0	1	--	0	50	--
EGYPT	5	0	-100,00	3.643	0	-100,00
REUNION	129	61	-52,71	384	419	9,11
SEYCHELLES	8	0	-100,00	1.700	0	-100,00
SWAZILAND	0	1	--	0	1.077	--
SOUTH AFRICA	9	0	-100,00	18	0	-100,00
AUSTRALIA	2.116	1.962	-7,28	145.992	174.051	19,22
NEW ZEALAND	252	9	-96,43	17.723	12.871	-27,38
NEW CALEDONIA	103	83	-19,42	69	3.614	5.137,68
SAINT VINCENT AND THE GRENADII	0	4	--	0	15	--
MARSHALL ISLANDS	11	0	-100,00	473	0	-100,00
UNITED STATES	13.901	13.920	0,14	18.918.859	14.108.078	-25,43
CANADA	2.938	743	-74,71	183.491	99.068	-46,01
MEXICO	9	32	255,56	205	1.161	466,34
BRAZIL	114	32	-71,93	5.381	3.429	-36,28
PUERTO RICO	14	63	350,00	10.206	46.399	354,62
COSTA RICA	4	23	475,00	30	300	900,00
BERMUDA	2	0	-100,00	14	0	-100,00
CAYMAN ISLANDS	36	27	-25,00	1.939	1.732	-10,68
NETHERLANDS ANTILLES	42	0	-100,00	1.370	0	-100,00
SAINT KITTS AND NEVIS	14	0	-100,00	204	0	-100,00
UNITED KINGDOM	1.535	2.365	54,07	401.399	371.899	-7,35
NETHERLANDS	8.201	7.310	-10,86	416.076	399.508	-3,98
FRANCE	1.618	737	-54,45	10.970	35.466	223,30
GERMANY, FED. REP. OF	1.316	2.860	117,33	495.938	1.672.851	237,31
AUSTRIA	34	4	-88,24	5.729	5.908	3,12
BELGIUM	115	120	4,35	6.265	15.435	146,37
SWITZERLAND	124	162	30,65	96.744	276.147	185,44
DENMARK	35	89	154,29	95.532	256.184	168,17
NORWAY	123	391	217,89	71.281	96.699	35,66
SWEDEN	8	0	-100,00	1.866	0	-100,00
IRELAND	13	0	-100,00	9.873	0	-100,00
ITALY	3.179	5.874	84,78	442.985	3.695.030	734,12
SPAIN	1.618	1.148	-29,05	169.064	117.482	-30,51
PORTUGAL	0	2	--	0	2.069	--
ICELAND	10	14	40,00	19.902	20.648	3,75
GREECE	74	265	258,11	1.537	7.916	415,03
HUNGARY	46	0	-100,00	839	0	-100,00
POLAND	0	10	--	0	9	--
CZECH REPUBLIC	0	55	--	0	4.908	--
RUSSIA FEDERATION	49	0	-100,00	28.385	0	-100,00
<b>-PETI KEMAS</b>	<b>14.382.078</b>	<b>10.190.322</b>	<b>-29,15</b>	<b>15.227.913</b>	<b>11.064.408</b>	<b>-27,34</b>
JAPAN	107.925	82.222	-23,82	139.669	184.792	32,31
HONG KONG	225.000	0	-100,00	244.000	0	-100,00
PAPUA NEW GUINEA	5.842	0	-100,00	25.935	0	-100,00
THAILAND	3.401	48.059	1.313,08	10.000	39.061	290,61
SINGAPORE	1.906.834	654.398	-65,68	1.545.604	306.094	-80,20
MALAYSIA	6.900	15.847	129,67	6.000	29.939	398,98
VIET NAM	25.510	0	-100,00	31.704	0	-100,00
INDIA	0	67.858	--	0	430.000	--
NIGERIA	0	3.500	--	0	2.000	--
AUSTRALIA	552	12.000	2.073,91	821	118.022	14.275,40
NEW ZEALAND	0	3.490	--	0	50.000	--
UNITED STATES	5.313.114	6.478.500	21,93	6.412.780	6.804.000	6,10



TABEL 5. PERKEMBANGAN EKSPOR INDONESIA MENURUT KOMODITI DAN NEGARA TUJUAN

JENIS BARANG	BERAT BERSIH (KG)		PERUB	NILAI FOB (US \$)		PERUB
	JAN-APR 2007	JAN-APR 2008	%	JAN-APR 2007	JAN-APR 2008	%
(1)	(2)	(3)	(4)	(5)	(6)	(7)
BARBADOS	1.390.000	0	-100,00	1.020.000	0	-100,00
BERMUDA	2.806.000	2.200.000	-21,60	2.560.000	2.250.000	-12,11
GERMANY, FED. REP. OF	2.591.000	600.950	-76,81	3.231.400	833.500	-74,21
PORTUGAL	0	23.498	--	0	17.000	--
<b>-KOMPUTER DAN BAGIANNYA</b>	<b>16.385.775</b>	<b>11.108.355</b>	<b>-32,21</b>	<b>417.622.952</b>	<b>248.043.282</b>	<b>-40,61</b>
JAPAN	874.878	865.723	-1,05	42.101.526	57.043.625	35,49
HONG KONG	670.680	380.451	-43,27	6.562.537	3.792.849	-42,20
KOREA, REPUBLIC OF	129.971	121.563	-6,47	1.764.493	1.370.614	-22,32
TAIWAN	194.456	112.153	-42,32	2.876.422	1.390.602	-51,66
CHINA	2.420.131	2.478.219	2,40	72.079.815	54.202.151	-24,80
MACAU	99	0	-100,00	2.073	0	-100,00
PAPUA NEW GUINEA	200	0	-100,00	645	0	-100,00
THAILAND	202.678	319.658	57,72	10.191.992	9.364.436	-8,12
SINGAPORE	2.998.491	2.328.098	-22,36	95.562.715	59.564.127	-37,67
PHILIPPINES	184.443	177.120	-3,97	2.647.919	2.541.017	-4,04
MALAYSIA	741.757	501.455	-32,40	18.678.720	4.416.058	-76,36
BRUNEI DARUSSALAM	10	130	1.200,00	305	6.750	2.113,11
NEPAL	1.794	1.767	-1,51	51.090	47.502	-7,02
VIET NAM	44.876	56.375	25,62	629.357	574.411	-8,73
MALDIVES	144	1.951	1.254,86	820	2.785	239,63
INDIA	649.848	250.377	-61,47	11.228.827	2.984.064	-73,42
PAKISTAN	11.897	0	-100,00	222.048	0	-100,00
BANGLADESH	2.409	0	-100,00	52.167	0	-100,00
SRI LANKA	7.194	0	-100,00	29.879	0	-100,00
IRAN (ISLAMIC REPUBLIC OF)	25.256	630	-97,51	1.111.379	61.790	-94,44
SAUDI ARABIA	7.451	75	-98,99	174.164	7	-100,00
ISRAEL	0	238	--	0	8.378	--
KUWAIT	22	3	-86,36	100	60	-40,00
JORDAN	13.999	0	-100,00	50.289	0	-100,00
YEMEN	17.101	100	-99,42	559.850	21.893	-96,09
TURKEY	71.765	1	-100,00	1.879.511	6	-100,00
UNITED ARAB EMIRATES	546.405	382.994	-29,91	8.941.753	3.757.706	-57,98
BAHRAIN	62	0	-100,00	90	0	-100,00
EGYPT	149.549	0	-100,00	3.562.561	0	-100,00
LIBYAN ARAB JAMAHIRIYA	2.362	0	-100,00	62.788	0	-100,00
ALGERIA	7.746	605	-92,19	211.804	21.887	-89,67
SUDAN	0	8.670	--	0	23.500	--
KENYA	978	0	-100,00	4.370	0	-100,00
GHANA	47	0	-100,00	40	0	-100,00
CAMEROON	105	0	-100,00	6.000	0	-100,00
NIGERIA	14.241	2.617	-81,62	91.644	16.277	-82,24
SEYCHELLES	0	6	--	0	171	--
UGANDA	1.185	0	-100,00	5.925	0	-100,00
SOUTH AFRICA	39.152	44.800	14,43	1.076.808	56.975	-94,71
MALAWI	100	0	-100,00	500	0	-100,00
AUSTRALIA	113.355	49.821	-56,05	2.580.701	1.608.597	-37,67
NEW ZEALAND	0	283	--	0	13.198	--
EAST TIMOR	23.133	10.264	-55,63	467.582	61.022	-86,95
UNITED STATES	1.529.951	883.116	-42,28	32.546.536	16.894.853	-48,09
CANADA	16.136	558	-96,54	431.813	50.117	-88,39
MEXICO	317.174	74.539	-76,50	6.928.499	1.001.827	-85,54
CUBA	0	740	--	0	66.995	--
CHILE	9.639	26.503	174,96	82.328	307.685	273,73
ARGENTINA	28.917	0	-100,00	246.984	0	-100,00
BRAZIL	965.474	270.063	-72,03	15.842.952	1.640.755	-89,64
COLOMBIA	34.773	35.445	1,93	374.804	454.627	21,30
URUGUAY	1.840	0	-100,00	9.360	0	-100,00
PERU	0	30.369	--	0	367.760	--
PUERTO RICO	0	4	--	0	200	--
BELIZE	0	85	--	0	1.260	--
NETHERLANDS ANTILLES	33	0	-100,00	6.780	0	-100,00
UNITED KINGDOM	12.346	13.729	11,20	225.685	343.305	52,12
NETHERLANDS	2.033.656	1.369.575	-32,65	52.265.742	17.817.201	-65,91
FRANCE	1.355	178	-86,86	23.764	8.668	-63,52
GERMANY, FED. REP. OF	899.333	1.119	-99,88	10.713.484	66.071	-99,38
BELGIUM	8.039	5.590	-30,46	168.465	52.937	-68,58
SWITZERLAND	0	569	--	0	90.281	--
DENMARK	1	0	-100,00	156	0	-100,00
NORWAY	340	0	-100,00	6.500	0	-100,00
SWEDEN	0	180	--	0	5.250	--
FINLAND	12.018	277.530	2.209,29	169.813	4.038.711	2.278,33
IRELAND	131.575	18.295	-86,10	6.825.636	1.738.810	-74,53
ITALY	259	387	49,42	5.202	12.580	141,83
SPAIN	235	61	-74,04	9.968	3.865	-61,23
PORTUGAL	648	0	-100,00	18.177	0	-100,00
HUNGARY	75.991	3.161	-95,84	2.632.944	92.646	-96,48
POLAND	9.267	217	-97,66	169.191	30.141	-82,19

TABEL 5. PERKEMBANGAN EKSPOR INDONESIA MENURUT KOMODITI DAN NEGARA TUJUAN

JENIS BARANG	BERAT BERSIH (KG)		PERUB	NILAI FOB (US \$)		PERUB
	JAN-APR 2007	JAN-APR 2008	%	JAN-APR 2007	JAN-APR 2008	%
	(1)	(2)	(3)	(4)	(5)	(6)
ROMANIA	9.461	0	-100,00	259.604	0	-100,00
UKRAINE	1.332	0	-100,00	24.372	0	-100,00
SLOVAKIA	0	160	--	0	3.675	--
CZECH REPUBLIC	113.438	35	-99,97	2.127.596	604	-99,97
RUSSIA FEDERATION	2.574	0	-100,00	35.388	0	-100,00
<b>-KENDARAAN BERMOTOR RODA 2</b>	<b>1.177.840</b>	<b>2.704.195</b>	<b>129,59</b>	<b>9.084.392</b>	<b>22.468.867</b>	<b>147,33</b>
JAPAN	65.590	37.860	-42,28	845.278	293.844	-65,24
HONG KONG	85	0	-100,00	835	0	-100,00
KOREA, REPUBLIC OF	1.584	389	-75,44	19.414	5.500	-71,67
TAIWAN	456	0	-100,00	2.500	0	-100,00
CHINA	5.510	0	-100,00	9.900	0	-100,00
PAPUA NEW GUINEA	0	444	--	0	425	--
THAILAND	2.212	3.697	67,13	26.835	36.483	35,95
SINGAPORE	0	10.164	--	0	127.736	--
PHILIPPINES	472.620	2.318.198	390,50	3.770.268	18.829.006	399,41
MALAYSIA	4.178	23.246	456,39	28.568	792.858	2.675,34
VIET NAM	6.800	840	-87,65	59.600	6.566	-88,98
MALDIVES	5.760	0	-100,00	49.128	0	-100,00
INDIA	399	3.705	828,57	7.437	28.966	289,49
PAKISTAN	0	4.000	--	0	25.254	--
TANZANIA, UNITED REPUBLIC OF	0	1.429	--	0	674	--
ANGOLA	36.000	0	-100,00	230.100	0	-100,00
BURKINA FASO	0	17.280	--	0	122.400	--
GAMBIA	1.344	0	-100,00	944	0	-100,00
DJIBOUTI	7.200	0	-100,00	46.740	0	-100,00
AUSTRALIA	63.490	5.933	-90,66	631.562	31.472	-95,02
NEW ZEALAND	887	9.123	928,52	1.094	77.552	6.988,85
EAST TIMOR	0	44.832	--	0	501.328	--
UNITED STATES	776	2.039	162,76	3.659	14.184	287,65
CANADA	5.567	3.009	-45,95	25.451	4.579	-82,01
MEXICO	53.551	240	-99,55	461.412	1.938	-99,58
GUATEMALA	2.880	0	-100,00	19.200	0	-100,00
HONDURAS	0	130	--	0	1.463	--
CHILE	11.520	0	-100,00	96.624	0	-100,00
ARGENTINA	100	0	-100,00	650	0	-100,00
BRAZIL	4.434	0	-100,00	26.046	0	-100,00
COLOMBIA	322.466	79.772	-75,26	2.012.232	449.616	-77,66
BOLIVIA	0	15.708	--	0	176.400	--
DOMINICAN REPUBLIC	62.760	0	-100,00	397.480	0	-100,00
BERMUDA	2.880	2.880	0,00	24.432	26.160	7,07
UNITED KINGDOM	4.280	6.287	46,89	4.125	20.342	393,14
NETHERLANDS	2.935	3.600	22,66	8.094	9.137	12,89
FRANCE	1.764	4.693	166,04	4.514	15.805	250,13
GERMANY, FED. REP. OF	290	11.784	3.963,45	3.242	9.043	178,93
AUSTRIA	0	280	--	0	839	--
BELGIUM	908	13.798	1.419,60	3.842	45.533	1.085,14
SWITZERLAND	600	120	-80,00	3.926	1.210	-69,18
NORWAY	0	400	--	0	2.000	--
FINLAND	0	573	--	0	6.127	--
ITALY	24.945	75.342	202,03	246.560	798.650	223,92
SPAIN	148	2.400	1.521,62	100	5.777	5.677,00
GREECE	921	0	-100,00	12.600	0	-100,00
<b>-KENDARAAN BERMOTOR RODA 4</b>	<b>39.049.441</b>	<b>66.680.285</b>	<b>70,76</b>	<b>231.399.119</b>	<b>472.326.367</b>	<b>104,12</b>
JAPAN	201.964	4.766.403	2.260,03	1.632.860	32.823.083	1.910,16
HONG KONG	3.600	4.200	16,67	46.000	67.596	46,95
TAIWAN	4.857	755.211	15.448,92	16.469	4.496.000	27.199,78
CHINA	25.695	0	-100,00	49.956	0	-100,00
PAPUA NEW GUINEA	21	2.000	9.423,81	163	8.500	5.114,72
THAILAND	3.260.899	4.663.705	43,02	15.757.696	28.178.893	78,83
SINGAPORE	1.342.261	858.641	-36,03	2.394.321	3.329.577	39,06
PHILIPPINES	4.611.666	4.921.100	6,71	22.913.381	29.107.757	27,03
MALAYSIA	5.658.604	9.739.293	72,11	29.665.935	83.548.751	181,63
MYANMAR (FORM. BURMA)	30.000	477.825	1.492,75	148.835	2.395.668	1.509,61
BRUNEI DARUSSALAM	810.210	612.640	-24,39	4.735.633	3.935.542	-16,90
NEPAL	6.731	11.865	76,27	33.540	66.452	98,13
VIET NAM	1.357.948	2.319.700	70,82	7.246.295	12.783.214	76,41
MALDIVES	69	0	-100,00	262	0	-100,00
PAKISTAN	254.000	350.806	38,11	1.673.316	1.996.218	19,30
BANGLADESH	41.449	60.655	46,34	227.295	368.135	61,96
SRI LANKA	97.818	179.105	83,10	553.105	905.017	63,62
SAUDI ARABIA	5.225.766	14.030.954	168,50	39.606.034	93.772.237	136,76
KUWAIT	401.610	599.132	49,18	3.295.057	4.693.101	42,43
JORDAN	16.929	74.354	339,21	96.690	551.212	470,08
LEBANON	408.810	584.176	42,90	3.722.026	4.141.996	11,28
YEMEN	137.312	197.809	44,06	685.545	1.154.943	68,47
OMAN	1.188.328	2.066.904	73,93	10.423.578	18.671.688	79,13

TABEL 5. PERKEMBANGAN EKSPOR INDONESIA MENURUT KOMODITI DAN NEGARA TUJUAN

JENIS BARANG	BERAT BERSIH (KG)		PERUB	NILAI FOB (US \$)		PERUB
	JAN-APR 2007	JAN-APR 2008	%	JAN-APR 2007	JAN-APR 2008	%
	(1)	(2)	(3)	(4)	(5)	(6)
SYRIA ARAB REPUBLIC	161.811	220.688	36,39	983.459	1.571.010	59,74
UNITED ARAB EMIRATES	3.745.686	4.049.387	8,11	35.523.238	50.886.371	43,25
QATAR	295.966	274.317	-7,31	2.456.412	2.454.245	-0,09
BAHRAIN	155.552	390.326	150,93	1.421.025	3.432.603	141,56
EGYPT	619.363	1.220.410	97,04	3.448.670	7.309.753	111,96
LIBYAN ARAB JAMAHIRIYA	11.820	12.573	6,37	75.295	86.642	15,07
MOROCCO	0	144.950	--	0	797.420	--
ALGERIA	2.540	34.015	1.239,17	17.699	301.401	1.602,93
SUDAN	0	275.047	--	0	3.258.124	--
TANZANIA, UNITED REPUBLIC OF	0	1.105.498	--	0	2.694.578	--
MADAGASCAR	0	38.981	--	0	211.949	--
KENYA	6.000	48.789	713,15	20.020	260.008	1.198,74
MOZAMBIQUE	0	30.365	--	0	150.795	--
GHANA	9.499	42.034	342,51	57.731	182.620	216,33
ANGOLA	35.123	181.320	416,24	195.031	1.042.497	434,53
CONGO	44.957	0	-100,00	256.001	0	-100,00
NIGERIA	16.500	478.860	2.802,18	270.887	2.630.083	870,92
GABON	0	41.436	--	0	352.832	--
SEYCHELLES	4.749	1.340	-71,78	28.301	10.054	-64,47
SOUTH AFRICA	6.158.533	5.025.378	-18,40	29.527.817	24.270.045	-17,81
MAURITIUS	5.516	28.782	421,79	51.000	157.474	208,77
AUSTRALIA	741.979	800.504	7,89	2.684.487	10.656.115	296,95
NEW ZEALAND	27.840	88.125	216,54	163.809	562.125	243,16
SAINT VINCENT AND THE GRENADII	2.320	12.939	457,72	10.087	73.742	631,06
VANUATU	6.959	10.678	53,44	35.151	27.294	-22,35
AMERICAN SAMOA	3.610	0	-100,00	30.886	0	-100,00
FIJI	8.119	6.038	-25,63	41.676	39.895	-4,27
MARSHALL ISLANDS	1.225	3.455	182,04	7.284	20.167	176,87
SOLOMON ISLANDS	1.685	12.919	666,71	22.400	29.888	33,43
EAST TIMOR	0	146.367	--	0	1.358.397	--
UNITED STATES	13.000	103.995	699,96	36.600	754.357	1.961,08
CANADA	0	2.000	--	0	7.000	--
MEXICO	305.094	1.149.203	276,67	1.626.339	6.401.433	293,61
GUATEMALA	70.900	13.000	-81,66	359.902	99.445	-72,37
HONDURAS	13.920	31.911	129,25	65.047	171.681	163,93
NICARAGUA	11.925	60.866	410,41	60.882	402.564	561,22
PANAMA	78.740	142.409	80,86	406.637	792.241	94,83
SURINAME	0	5.867	--	0	25.200	--
CHILE	646.886	1.118.850	72,96	3.071.037	6.388.824	108,03
VENEZUELA	7.707	1.065.598	13.726,37	232.537	8.902.969	3.728,62
PARAGUAY	0	11.340	--	0	100.071	--
PERU	0	38.314	--	0	329.398	--
GUYANA	0	2.515	--	0	15.166	--
TRINIDAD AND TOBAGO	0	100.788	--	0	651.809	--
BAHAMAS	0	7.379	--	0	41.544	--
JAMAICA	3.699	38.264	934,44	21.025	226.803	978,73
PUERTO RICO	10.770	54.524	406,26	56.846	331.074	482,41
DOMINICAN REPUBLIC	48.050	154.872	222,31	260.378	1.402.114	438,49
COSTA RICA	13.920	149.457	973,69	64.899	786.055	1.111,20
HAITI	0	11.159	--	0	74.767	--
BARBADOS	63.785	73.319	14,95	354.903	449.388	26,62
ANTIGUA AND BARBUDA	15.080	0	-100,00	65.227	0	-100,00
ANGUILLA	1.160	0	-100,00	4.919	0	-100,00
ARUBA	0	19.975	--	0	108.732	--
BERMUDA	12.700	17.649	38,97	80.378	107.602	33,87
DOMINICA	125.885	29.046	-76,93	655.408	177.036	-72,99
FRENCH POLYNESIA	16.003	51.316	220,66	86.701	227.171	162,02
GRENADA	10.919	5.194	-52,43	58.233	32.706	-43,84
NETHERLANDS ANTILLES	8.449	6.929	-17,99	44.485	12.993	-70,79
SAINT LUCIA	20.884	53.381	155,61	119.721	329.461	175,19
SAINT KITTS AND NEVIS	4.990	13.748	175,51	29.499	82.226	178,74
UNITED KINGDOM	29.552	16.310	-44,81	57.520	81.800	42,21
NETHERLANDS	6.576	0	-100,00	6.700	0	-100,00
FRANCE	70.999	3.571	-94,97	50.028	49.802	-0,45
GERMANY, FED. REP. OF	1.507	42.854	2.743,66	34.910	468.232	1.241,25
BELGIUM	0	82.033	--	0	465.996	--
IRELAND	259.040	0	-100,00	1.220.000	0	-100,00
ITALY	0	650	--	0	5.000	--
DEMOCRATIC REPUBLIC OF THE CC	23.402	0	-100,00	16.000	0	-100,00
<b>-SUKU CADANG MESIN</b>	<b>36.243.594</b>	<b>44.598.744</b>	<b>23,05</b>	<b>302.856.741</b>	<b>338.460.503</b>	<b>11,76</b>
JAPAN	10.519.504	13.361.216	27,01	21.719.070	27.573.624	26,96
HONG KONG	47.527	11.807	-75,16	674.841	792.654	17,46
KOREA, REPUBLIC OF	2.109.741	2.792.466	32,36	2.493.162	3.287.389	31,86
TAIWAN	81.896	72.587	-11,37	255.508	178.692	-30,06
CHINA	942.179	635.077	-32,59	3.386.558	3.029.622	-10,54
MONGOLIA	19.473	0	-100,00	69.444	0	-100,00
PAPUA NEW GUINEA	3.688	58.241	1.479,20	3.044	519.240	16.957,82

TABEL 5. PERKEMBANGAN EKSPOR INDONESIA MENURUT KOMODITI DAN NEGARA TUJUAN

JENIS BARANG	BERAT BERSIH (KG)		PERUB	NILAI FOB (US \$)		PERUB
	JAN-APR 2007	JAN-APR 2008	%	JAN-APR 2007	JAN-APR 2008	%
	(1)	(2)	(3)	(4)	(5)	(6)
THAILAND	6.817.193	9.213.893	35,16	10.900.831	15.440.513	41,65
SINGAPORE	6.592.063	7.880.208	19,54	204.751.727	226.954.281	10,84
PHILIPPINES	122.530	171.416	39,90	388.811	2.101.070	440,38
MALAYSIA	1.635.586	2.270.977	38,85	15.867.075	14.368.116	-9,45
CAMBODIA	0	3.125	--	0	6.722	--
BRUNEI DARUSSALAM	1.438	378	-73,71	7.988	34.422	330,92
VIET NAM	103.055	102.228	-0,80	682.327	1.033.402	51,45
INDIA	360.045	713.644	98,21	2.067.143	1.699.734	-17,77
SRI LANKA	19	5	-73,68	1.829	2.444	33,62
IRAN (ISLAMIC REPUBLIC OF)	157.357	40.313	-74,38	410.086	306.670	-25,22
SAUDI ARABIA	29.382	136.147	363,37	129.446	479.760	270,63
ISRAEL	0	1	--	0	100	--
OMAN	0	42.967	--	0	164.187	--
SYRIA ARAB REPUBLIC	12.219	6.058	-50,42	111.159	43.087	-61,24
TURKEY	0	5.151	--	0	46.665	--
UNITED ARAB EMIRATES	49.244	433.134	779,57	496.538	2.615.275	426,70
QATAR	15.000	80	-99,47	340.854	59	-99,98
EGYPT	590	3.764	537,97	63.256	189.710	199,91
LIBYAN ARAB JAMAHIRIYA	3.274	12.929	294,90	17.892	78.696	339,84
MOROCCO	251	0	-100,00	3.171	0	-100,00
TUNISIA	410	0	-100,00	3.779	0	-100,00
ALGERIA	0	256	--	0	7.462	--
SUDAN	20.621	61.810	199,74	349.272	296.074	-15,23
MADAGASCAR	1.750	0	-100,00	24.209	0	-100,00
KENYA	49	0	-100,00	49	0	-100,00
ANGOLA	6.596	490	-92,57	160.078	10.223	-93,61
NIGERIA	123.283	11.041	-91,04	1.565.775	175.485	-88,79
UGANDA	192	0	-100,00	192	0	-100,00
SOUTH AFRICA	22.280	157.581	607,28	68.451	627.077	816,10
ZAMBIA	7.300	18.000	146,58	551.697	702.247	27,29
AUSTRALIA	393.872	372.289	-5,48	2.824.470	4.295.507	52,08
NEW ZEALAND	10.289	18.506	79,86	46.938	125.133	166,59
MARSHALL ISLANDS	0	35	--	0	2.000	--
EAST TIMOR	0	1.463	--	0	1.199	--
UNITED STATES	1.568.919	1.298.224	-17,25	14.353.820	11.091.123	-22,73
CANADA	91.939	260.524	183,37	192.967	788.764	308,76
MEXICO	4.916	36.035	633,01	1.736.446	551.601	-68,23
CHILE	0	212.135	--	0	751.924	--
VENEZUELA	0	4	--	0	2.011	--
ARGENTINA	150	6.517	4.244,67	13.627	52.175	282,88
BRAZIL	747.792	1.130.649	51,20	2.130.193	4.106.075	92,76
COLOMBIA	0	55	--	0	9.969	--
ECUADOR	0	107	--	0	5.233	--
PERU	154	347	125,32	13.627	27.410	101,14
PUERTO RICO	569	3	-99,47	63.848	150	-99,77
UNITED KINGDOM	3.109.060	1.983.125	-36,21	6.305.801	6.750.831	7,06
NETHERLANDS	172.376	165.625	-3,92	3.905.904	2.523.961	-35,38
FRANCE	18.391	40.188	118,52	1.258.552	380.306	-69,78
GERMANY, FED. REP. OF	220.528	357.290	62,02	1.608.149	2.065.503	28,44
BELGIUM	75.469	466.296	517,86	210.895	1.753.961	731,68
SWITZERLAND	76	270	255,26	15.850	15.323	-3,32
NORWAY	0	1.327	--	0	128.752	--
SWEDEN	55	5	-90,91	11.260	392	-96,52
FINLAND	106	9	-91,51	25.350	5.977	-76,42
IRELAND	22.278	11.596	-47,95	463.482	103.528	-77,66
ITALY	0	18.145	--	0	114.213	--
GREECE	2	37	1.750,00	159	14.012	8.712,58
HUNGARY	789	0	-100,00	106.035	0	-100,00
KAZAKHSTAN	0	2	--	0	54	--
SLOVAKIA	52	0	-100,00	1.568	0	-100,00
CZECH REPUBLIC	37	196	429,73	2.447	128	-94,77
RUSSIA FEDERATION	40	750	1.775,00	91	28.586	31.313,19
<b>-SUKU CADANG KENDARAAN</b>	<b>50.099.180</b>	<b>64.101.304</b>	<b>27,95</b>	<b>359.302.459</b>	<b>442.594.389</b>	<b>23,18</b>
JAPAN	13.551.550	15.351.125	13,28	84.823.605	89.103.028	5,05
HONG KONG	18.120	41.056	126,58	203.325	449.794	121,22
KOREA, REPUBLIC OF	53.458	129.352	141,97	336.129	974.157	189,82
TAIWAN	1.352.636	1.340.536	-0,89	12.142.272	12.520.706	3,12
CHINA	1.460.702	1.770.858	21,23	17.361.153	17.094.311	-1,54
PAPUA NEW GUINEA	404	17.980	4.350,50	4.145	112.323	2.609,84
THAILAND	6.498.875	8.260.196	27,10	53.877.854	71.741.763	33,16
SINGAPORE	6.333.532	8.404.297	32,70	39.539.742	53.066.546	34,21
PHILIPPINES	2.154.892	3.919.614	81,89	13.258.775	22.369.150	68,71
MALAYSIA	2.368.845	6.285.210	165,33	15.270.722	38.812.867	154,17
MYANMAR (FORM. BURMA)	0	1.183	--	0	8.014	--
CAMBODIA	0	2.958	--	0	20.236	--
BRUNEI DARUSSALAM	8.958	5.818	-35,05	38.807	43.916	13,17
LAO PEOPLE'S DEMOCRATIC REPU	0	579	--	0	3.662	--

TABEL 5. PERKEMBANGAN EKSPOR INDONESIA MENURUT KOMODITI DAN NEGARA TUJUAN

JENIS BARANG	BERAT BERSIH (KG)		PERUB	NILAI FOB (US \$)		PERUB	
	JAN-APR 2007	JAN-APR 2008		JAN-APR 2007	JAN-APR 2008		
	(1)	(2)	(3)	(4)	(5)	(6)	(7)
NEPAL		0	184	--	0	1.014	--
VIET NAM	1.498.960		3.447.463	129,99	9.251.161	22.310.952	141,17
MALDIVES	1.059		639	-39,66	2.366	820	-65,34
INDIA	736.182		832.200	13,04	5.905.365	6.887.862	16,64
PAKISTAN	549.073		746.762	36,00	3.046.004	3.086.991	1,35
BANGLADESH	71.770		134.892	87,95	126.388	272.877	115,90
SRI LANKA	54.034		61.298	13,44	206.726	161.310	-21,97
IRAN (ISLAMIC REPUBLIC OF)	144.978		428.861	195,81	576.129	1.261.534	118,97
SAUDI ARABIA	31.641		66.506	110,19	154.311	451.720	192,73
ISRAEL	0		5.604	--	0	65.508	--
KUWAIT	619		25.537	4.025,53	3.988	80.263	1.912,61
JORDAN	11.134		16.799	50,88	48.957	73.751	50,64
LEBANON	21.207		0	-100,00	111.755	0	-100,00
YEMEN	757		14.921	1.871,07	9.622	75.064	680,13
OMAN	210		84.841	40.300,48	1.388	125.350	8.930,98
SYRIA ARAB REPUBLIC	5.575		0	-100,00	22.736	0	-100,00
TURKEY	185.647		758.434	308,54	859.313	8.196.447	853,84
UNITED ARAB EMIRATES	339.066		482.997	42,45	554.490	1.086.514	95,95
QATAR	700		2.395	242,14	5.405	20.564	280,46
BAHRAIN	0		295	--	0	6.900	--
CYPRUS	3.259		9.211	182,63	43.952	83.218	89,34
EGYPT	240.516		249.057	3,55	944.521	1.019.975	7,99
LIBYAN ARAB JAMAHIRIYA	304		0	-100,00	4.891	0	-100,00
TUNISIA	31.706		30.670	-3,27	63.383	65.291	3,01
KENYA	0		8	--	0	10	--
GHANA	7		3.200	45.614,29	142	10.000	6.942,25
GUINEA	5		0	-100,00	68	0	-100,00
ANGOLA	0		1.774	--	0	26.379	--
CAMEROON	92		289	214,13	812	2.627	223,52
NIGERIA	26.158		0	-100,00	4.289	0	-100,00
MAURITANIA	5.904		12.630	113,92	12.630	28.210	123,36
GAMBIA	525		0	-100,00	1.000	0	-100,00
DJIBOUTI	4.800		0	-100,00	13.186	0	-100,00
SOUTH AFRICA	521.554		1.155.120	121,48	5.413.340	10.561.555	95,10
MAURITIUS	0		12	--	0	30	--
AUSTRALIA	240.700		308.200	28,04	2.427.418	3.095.326	27,52
NEW ZEALAND	35.083		2.254	-93,58	199.215	28.273	-85,81
FIJI	4.332		1.942	-55,17	10.616	12.036	13,38
SOLOMON ISLANDS	16		0	-100,00	332	0	-100,00
EAST TIMOR	0		89.603	--	0	79.898	--
UNITED STATES	4.803.962		2.223.211	-53,72	44.084.618	18.530.518	-57,97
CANADA	108.857		31.367	-71,19	396.437	268.344	-32,31
MEXICO	15.649		84.355	439,04	28.768	1.247.484	4.236,36
GUATEMALA	383		681	77,81	4.223	8.591	103,43
HONDURAS	18.908		42.446	124,49	34.353	166.320	384,15
NICARAGUA	749		1.148	53,27	7.228	9.255	28,04
PANAMA	7.744		288	-96,28	72.549	4.346	-94,01
CHILE	4.892		8.598	75,76	36.842	53.230	44,48
VENEZUELA	6.219		8.273	33,03	89.673	122.903	37,06
ARGENTINA	422.996		330.323	-21,91	2.463.993	2.330.678	-5,41
BRAZIL	883.337		1.298.091	46,95	10.090.340	15.898.840	57,56
COLOMBIA	49.881		26.253	-47,37	82.168	56.652	-31,05
PERU	23.287		65.791	182,52	45.044	104.486	131,96
TRINIDAD AND TOBAGO	330		2.001	506,36	4.675	16.243	247,44
BAHAMAS	0		287	--	0	4.229	--
JAMAICA	176		259	47,16	1.180	2.147	81,95
PUERTO RICO	15.811		21.016	32,92	161.532	167.276	3,56
BELIZE	0		3	--	0	36	--
DOMINICAN REPUBLIC	9.683		266	-97,25	53.070	2.872	-94,59
EL SALVADOR	852		1.070	25,59	6.106	6.605	8,17
COSTA RICA	6.246		127	-97,97	57.210	969	-98,31
HAITI	50		40	-20,00	1.236	510	-58,74
BARBADOS	616		1.391	125,81	9.547	10.740	12,50
ANTIGUA AND BARBUDA	0		43	--	0	934	--
ARUBA	176		327	85,80	4.326	3.179	-26,51
BERMUDA	69		286	314,49	860	2.394	178,37
CAYMAN ISLANDS	48		14	-70,83	826	201	-75,67
DOMINICA	352		574	63,07	6.236	8.968	43,81
FRENCH POLYNESIA	104		0	-100,00	1.354	0	-100,00
GRENADA	235		692	194,47	2.362	4.893	107,15
NETHERLANDS ANTILLES	302		1	-99,67	2.107	17	-99,19
UNITED KINGDOM	1.214.255		1.747.244	43,89	15.309.960	21.300.312	39,13
NETHERLANDS	623.712		719.891	15,42	2.613.126	2.926.422	11,99
FRANCE	22.418		159	-99,29	156.606	2.338	-98,51
GERMANY, FED. REP. OF	944.490		452.277	-52,11	4.575.866	2.331.435	-49,05
AUSTRIA	800		1.266	58,25	9.039	7.134	-21,08
BELGIUM	94.943		37.354	-60,66	635.385	316.179	-50,24
SWITZERLAND	1.228		12	-99,02	11.540	114	-99,01

TABEL 5. PERKEMBANGAN EKSPOR INDONESIA MENURUT KOMODITI DAN NEGARA TUJUAN

JENIS BARANG	BERAT BERSIH (KG)		PERUB %	NILAI FOB (US \$)		PERUB %
	JAN-APR 2007	JAN-APR 2008		JAN-APR 2007	JAN-APR 2008	
	(1)	(2)	(3)	(4)	(5)	(6)
DENMARK	130.694	75.287	-42,39	640.680	421.850	-34,16
NORWAY	204.382	85.584	-58,13	990.731	470.714	-52,49
SWEDEN	490.673	326.259	-33,51	2.680.242	1.772.096	-33,88
FINLAND	261.785	292.168	11,61	1.594.288	1.499.812	-5,93
ITALY	510.145	491.414	-3,67	2.180.234	1.760.101	-19,27
SPAIN	79.233	228.944	188,95	678.879	1.551.662	128,56
PORTUGAL	30.297	103.251	240,80	99.774	322.043	222,77
GREECE	132.629	62.692	-52,73	621.985	290.487	-53,30
DEMOCRATIC REPUBLIC OF THE C	0	13	--	0	119	--
HUNGARY	198.405	589.376	197,06	943.518	2.329.594	146,91
POLAND	139.439	178.736	28,18	482.779	536.074	11,04
BULGARIA	0	27.417	--	0	59.463	--
LITHUANIA	10.010	2.432	-75,70	50.000	8.121	-83,76
ESTONIA	0	10.075	--	0	51.313	--
SLOVAKIA	22.878	8.096	-64,61	61.229	22.779	-62,80
RUSSIA FEDERATION	35.305	6.775	-80,81	335.307	81.625	-75,66
<b>-UBI KAYU OLAHAN</b>	<b>41.430.510</b>	<b>43.581.832</b>	<b>5,19</b>	<b>4.595.475</b>	<b>7.543.766</b>	<b>64,16</b>
JAPAN	130.000	134	-99,90	86.598	134	-99,85
HONG KONG	17.513	1.035	-94,09	5.053	278	-94,50
KOREA, REPUBLIC OF	6.050.000	3.721.796	-38,48	719.950	800.186	11,14
TAIWAN	13.659	973.460	7.026,88	3.439	188.360	5.377,17
CHINA	35.088.839	38.761.578	10,47	3.670.760	6.341.398	72,75
SINGAPORE	6.205	13.036	110,09	5.058	12.600	149,11
MALAYSIA	102.415	45.810	-55,27	49.948	30.510	-38,92
AUSTRALIA	445	0	-100,00	655	0	-100,00
UNITED STATES	0	19.486	--	0	64.052	--
UNITED KINGDOM	18.934	42.997	127,09	48.024	100.258	108,77
NETHERLANDS	2.500	2.500	0,00	5.990	5.990	0,00
<b>-INDUSTRI LAINNYA</b>	<b>1.485.108.056</b>	<b>1.565.986.479</b>	<b>5,45</b>	<b>1.389.333.620</b>	<b>1.770.655.815</b>	<b>27,45</b>
JAPAN	47.532.875	47.844.933	0,66	171.211.681	179.615.905	4,91
HONG KONG	4.789.503	6.167.532	28,77	14.524.455	11.982.283	-17,50
KOREA, REPUBLIC OF	33.757.850	37.538.197	11,20	47.106.813	42.810.365	-9,12
TAIWAN	22.568.548	32.321.968	43,22	21.396.792	26.329.121	23,05
CHINA	971.444.770	877.469.196	-9,67	73.152.897	82.263.027	12,45
MONGOLIA	48.167	79.932	65,95	84.540	161.442	90,97
MACAU	247.075	2.493.930	909,38	210.832	367.383	74,25
PAPUA NEW GUINEA	1.646.666	1.820.054	10,53	1.502.217	3.091.214	105,78
THAILAND	24.809.486	34.195.915	37,83	89.702.271	103.578.743	15,47
SINGAPORE	88.640.196	59.165.816	-33,25	259.094.379	276.586.843	6,75
PHILIPPINES	10.418.120	14.776.216	41,83	27.083.499	34.718.273	28,19
MALAYSIA	48.822.083	59.839.736	22,57	88.395.513	94.291.629	6,67
MYANMAR (FORM. BURMA)	1.110.953	3.104.941	179,48	737.785	1.718.075	132,87
CAMBODIA	280.003	523.889	87,10	645.021	1.847.401	186,41
BRUNEI DARUSSALAM	161.129	1.163.015	621,79	446.512	1.920.180	330,04
LAO PEOPLE'S DEMOCRATIC REPU	432.354	96.014	-77,79	1.726.196	422.368	-75,53
NEPAL	143.004	55.405	-61,26	261.468	123.130	-52,91
VIET NAM	9.878.667	18.234.778	84,59	22.849.824	51.831.895	126,84
MALDIVES	752.992	1.436.359	90,75	495.776	1.118.156	125,54
INDIA	20.637.725	22.457.551	8,22	38.131.963	34.467.227	-9,61
PAKISTAN	5.164.437	7.089.619	37,28	4.129.503	5.278.070	27,81
BANGLADESH	3.336.867	6.756.856	102,49	10.104.679	7.628.990	-24,50
SRI LANKA	2.648.294	3.430.303	29,53	5.939.801	7.994.358	34,59
AFGHANISTAN	18.546	0	-100,00	141.736	0	-100,00
IRAQ	1.070	3.965.577	370.514,67	2.481	21.816.107	879.227,17
IRAN (ISLAMIC REPUBLIC OF)	1.420.236	1.253.803	-11,72	1.136.828	2.064.284	81,58
SAUDI ARABIA	8.692.777	11.296.516	29,95	11.549.075	11.295.635	-2,19
ISRAEL	0	275.426	--	0	497.878	--
KUWAIT	2.337.172	1.199.864	-48,66	1.008.176	1.463.155	45,13
JORDAN	86.398	571.353	561,30	543.940	1.743.101	220,46
LEBANON	172.862	294.381	70,30	404.229	437.289	8,18
YEMEN	97.808	170.504	74,33	256.281	591.514	130,81
OMAN	545.865	124.067	-77,27	4.767.213	577.371	-87,89
SYRIA ARAB REPUBLIC	46.009	268.424	483,42	257.115	406.206	57,99
TURKEY	1.832.238	2.669.106	45,67	2.599.479	4.191.482	61,24
UNITED ARAB EMIRATES	12.693.824	20.255.061	59,57	21.445.497	18.019.549	-15,98
QATAR	1.237.906	1.191.459	-3,75	1.133.245	889.881	-21,47
BAHRAIN	3.317.182	4.883.563	47,22	696.688	1.215.419	74,46
CYPRUS	67.859	60.278	-11,17	62.291	164.908	164,74
EGYPT	1.371.381	1.440.050	5,01	1.169.384	1.917.630	63,99
LIBYAN ARAB JAMAHIRIYA	115.934	297.422	156,54	635.102	1.083.346	70,58
MOROCCO	21.846	161.525	639,38	172.857	552.253	219,49
TUNISIA	18.987	553.767	2.816,56	78.360	1.628.491	1.978,22
ALGERIA	2.942.488	1.937.061	-34,17	7.685.024	6.935.249	-9,76
SUDAN	147.988	313.132	111,59	173.587	2.626.375	1.413,00
ERITREA	157	18.450	11.651,59	2.160	19.475	801,62
LESOTHO	47.800	0	-100,00	2.820	0	-100,00

TABEL 5. PERKEMBANGAN EKSPOR INDONESIA MENURUT KOMODITI DAN NEGARA TUJUAN

JENIS BARANG	BERAT BERSIH (KG)		PERUB	NILAI FOB (US \$)		PERUB
	JAN-APR 2007	JAN-APR 2008	%	JAN-APR 2007	JAN-APR 2008	%
	(1)	(2)	(3)	(4)	(5)	(6)
NAMIBIA	104.867	68.871	-34,33	40.380	18.272	-54,75
ETHIOPIA	16.976	118	-99,30	2.492	1.232	-50,56
TANZANIA, UNITED REPUBLIC OF	231.952	176.544	-23,89	513.347	613.268	19,46
MADAGASCAR	94.082	228.522	142,90	19.345	557.635	2.782,58
SOMALIA	320	0	-100,00	1.577	0	-100,00
KENYA	1.681.083	1.861.592	10,74	1.025.301	2.863.383	179,27
REUNION	295.429	96.759	-67,25	361.236	170.866	-52,70
MOZAMBIQUE	55.935	1.044.540	1.767,42	78.035	1.938.661	2.384,35
EQUATORIAL GUINEA	14.897	7.220	-51,53	37.168	8.075	-78,27
TOGO	94.265	48.385	-48,67	202.504	116.678	-42,38
GHANA	1.802.416	3.004.316	66,68	2.630.271	3.631.908	38,08
LIBERIA	11.151	208	-98,13	29.223	2.834	-90,30
GUINEA	434.085	353.212	-18,63	644.480	637.673	-1,06
ANGOLA	89.882	603.884	571,86	63.989	684.272	969,36
CONGO	88.545	117.366	32,55	47.422	299.875	532,35
CAMEROON	78.750	136.538	73,38	186.853	520.654	178,64
NIGERIA	2.826.526	4.352.249	53,98	4.936.441	7.552.924	53,00
SIERRA LEONE	46.218	24.105	-47,84	113.660	55.679	-51,01
GABON	133.520	35.335	-73,54	491.360	225.846	-54,04
COTE D'IVOIRE	55.942	160.966	187,74	215.473	1.026.284	376,29
SENEGAL	9.162	334.720	3.553,35	9.213	444.498	4.724,68
MAURITANIA	0	498	--	0	363	--
MALI	0	290	--	0	150	--
BENIN	340.351	440.220	29,34	449.652	596.007	32,55
BURKINA FASO	5.770	17.545	204,07	23.808	123.284	417,83
GAMBIA	14.812	10.884	-26,52	55.363	31.375	-43,33
U.S. VIRGIN ISLANDS	255	21.000	8.135,29	3.936	11.300	187,09
SEYCHELLES	49.963	27.087	-45,79	63.834	51.210	-19,78
UGANDA	2.540	147.213	5.695,79	16.491	725.168	4.297,36
NIGER	11.413	11.167	-2,16	41.844	122.659	193,13
DJIBOUTI	60.867	210.504	245,84	32.586	142.712	337,95
SAO TOME AND PRINCIPE	0	2.474	--	0	3.210	--
SWAZILAND	39.308	16.679	-57,57	215.244	93.828	-56,41
SOUTH AFRICA	5.499.256	3.281.845	-40,32	4.074.487	5.193.164	27,46
ZIMBABWE	760	2.773	264,87	6.750	18.658	176,41
ZAMBIA	0	23.940	--	0	92.516	--
MALAWI	95.356	36.998	-61,20	86.774	49.650	-42,78
COMOROS	0	3.500	--	0	24.000	--
MAURITIUS	58.958	174.866	196,59	76.181	280.032	267,59
VIRGIN ISLANDS (BRITISH)	8.545	417	-95,12	35.391	1.273	-96,40
AUSTRALIA	18.174.701	18.513.547	1,86	46.745.418	40.705.585	-12,92
NEW ZEALAND	2.059.655	2.916.098	41,58	4.626.553	8.541.992	84,63
MICRONESIA, FEDERATED STATES	8.731	27.633	216,49	7.228	35.878	396,38
GUAM	7.135	40.206	463,50	11.369	118.736	944,38
PALAU	116	292	151,72	750	610	-18,67
NEW CALEDONIA	185.695	113.200	-39,04	403.720	168.718	-58,21
NORTHERN MARIANA ISLANDS	9.977	0	-100,00	2.856	0	-100,00
SAINT VINCENT AND THE GRENADII	6.887	562	-91,84	17.692	971	-94,51
VANUATU	115.860	21.615	-81,34	87.583	39.944	-54,39
WALLIS AND FUTUNA ISLANDS	0	371	--	0	636	--
AMERICAN SAMOA	10.079	5.067	-49,73	124.938	11.431	-90,85
COOK ISLANDS	78.333	8.299	-89,41	59.688	63.544	6,46
FIJI	410.208	765.428	86,60	280.029	431.955	54,25
KIRIBATI	40.489	238	-99,41	42.370	1.088	-97,43
MARSHALL ISLANDS	30.806	5.906	-80,83	14.404	7.664	-46,79
SAMOA	25.994	7.208	-72,27	22.727	9.903	-56,43
SOLOMON ISLANDS	152.375	83.998	-44,87	469.248	156.653	-66,62
TONGA	12.585	149.550	1.088,32	21.432	117.795	449,62
TUVALU	453	10.844	2.293,82	382	22.980	5.915,71
EAST TIMOR	5.323	2.739.116	51.358,13	26.975	2.379.053	8.719,47
UNITED STATES	32.900.846	147.371.537	347,93	126.340.988	325.359.979	157,53
CANADA	6.374.362	3.095.648	-51,44	21.429.131	10.529.947	-50,86
MEXICO	1.116.916	463.832	-58,47	5.883.751	3.680.336	-37,45
GUATEMALA	68	0	-100,00	66	0	-100,00
HONDURAS	21.562	21.563	0,00	4.646	4.725	1,70
NICARAGUA	0	100	--	0	122	--
PANAMA	28.651	82.146	186,71	259.864	574.069	120,91
CUBA	3.070	180.800	5.789,25	21.896	151.128	590,21
SURINAME	23.070	23.082	0,05	114.487	106.326	-7,13
CHILE	345.354	1.872.762	442,27	1.849.110	6.094.623	229,60
VENEZUELA	5.665.383	505.869	-91,07	1.203.034	1.008.990	-16,13
ARGENTINA	704.116	1.086.090	54,25	5.901.927	7.947.688	34,66
BRAZIL	353.594	658.316	86,18	2.600.722	4.179.744	60,71
COLOMBIA	249.700	240.359	-3,74	818.786	471.539	-42,41
BOLIVIA	9.590	0	-100,00	30.495	0	-100,00
URUGUAY	8.564	4.479	-47,70	28.374	21.032	-25,88
PARAGUAY	14.206	19.738	38,94	47.758	91.658	91,92
ECUADOR	341.187	523.294	53,37	847.862	1.343.160	58,42

TABEL 5. PERKEMBANGAN EKSPOR INDONESIA MENURUT KOMODITI DAN NEGARA TUJUAN

JENIS BARANG	BERAT BERSIH (KG)		PERUB	NILAI FOB (US \$)		PERUB
	JAN-APR 2007	JAN-APR 2008	%	JAN-APR 2007	JAN-APR 2008	%
	(1)	(2)	(3)	(4)	(5)	(6)
PERU	130.755	18.618	-85,76	887.050	198.538	-77,62
GUYANA	110.545	22.774	-79,40	276.429	33.450	-87,90
TRINIDAD AND TOBAGO	52.210	44.073	-15,59	210.077	187.752	-10,63
BAHAMAS	532	974	83,08	3.231	1.358	-57,97
JAMAICA	5.460	1.412	-74,14	3.319	1.833	-44,77
PUERTO RICO	151.902	56.408	-62,87	87.148	32.407	-62,81
DOMINICAN REPUBLIC	154.920	47.603	-69,27	287.038	181.372	-36,81
EL SALVADOR	80.546	24.283	-69,85	426.370	130.558	-69,38
COSTA RICA	209.046	562.059	168,87	647.564	526.167	-18,75
HAITI	68.220	10.000	-85,34	92.640	18.000	-80,57
BARBADOS	32.494	142.563	338,74	17.628	134.959	665,59
ANTIGUA AND BARBUDA	533	807	51,41	2.780	6.658	139,50
ANGUILLA	171	0	-100,00	715	0	-100,00
ARUBA	343	4.040	1.077,84	612	8.679	1.318,14
BERMUDA	137	737	437,96	2.166	3.252	50,14
CAPE VERDE	14.440	0	-100,00	15.200	0	-100,00
CAYMAN ISLANDS	39.900	42.007	5,28	15.996	12.434	-22,27
DOMINICA	10.500	8.261	-21,32	40.275	41.320	2,59
FALKLAND ISLANDS (MALVINAS)	232	0	-100,00	303	0	-100,00
FRENCH GUIANA	818	4.337	430,20	1.745	5.076	190,89
FRENCH POLYNESIA	131.020	186.953	42,69	178.146	184.974	3,83
GREENLAND	3.699	3.564	-3,65	32.238	39.322	21,97
GRENADA	20.894	15.660	-25,05	36.113	10.081	-72,08
MARTINIQUE	24.179	3.383	-86,01	17.055	16.330	-4,25
NETHERLANDS ANTILLES	80.822	82.915	2,59	94.862	74.343	-21,63
SAINT LUCIA	0	179	--	0	611	--
TURKS AND CAICOS ISLANDS	97.930	42.920	-56,17	2.569	19.559	661,35
GUADELOUPE	29.619	29.376	-0,82	28.460	57.381	101,62
SAINT KITTS AND NEVIS	273	701	156,78	5.700	7.746	35,89
UNITED KINGDOM	3.855.471	3.114.747	-19,21	19.032.643	25.022.112	31,47
NETHERLANDS	11.471.837	27.146.898	136,64	56.977.659	91.203.504	60,07
FRANCE	5.367.957	4.307.734	-19,75	10.765.286	10.473.562	-2,71
GERMANY, FED. REP. OF	6.816.585	9.054.446	32,83	32.847.866	45.419.752	38,27
AUSTRIA	539.384	429.945	-20,29	3.616.408	3.354.574	-7,24
BELGIUM	4.261.891	7.571.815	77,66	16.446.109	27.368.242	66,41
SWITZERLAND	188.883	253.116	34,01	887.498	1.673.845	88,60
LUXEMBOURG	8	264	3.200,00	3.779	48.002	1.170,23
MONACO	22.701	0	-100,00	207.378	0	-100,00
DENMARK	912.380	1.056.520	15,80	4.307.359	4.447.607	3,26
NORWAY	15.601.004	7.388.518	-52,64	3.147.064	2.539.190	-19,32
SWEDEN	569.490	767.592	34,79	3.140.861	3.170.318	0,94
FINLAND	3.276.508	1.231.606	-62,41	26.736.798	12.985.567	-51,43
IRELAND	37.350	36.024	-3,55	299.140	980.810	227,88
ITALY	4.420.407	3.611.365	-18,30	19.078.279	21.989.148	15,26
SPAIN	1.492.712	2.025.875	35,72	3.352.650	4.103.025	22,38
PORTUGAL	135.827	173.880	28,02	438.655	709.497	61,74
ICELAND	201.184	22.261	-88,94	80.640	6.303	-92,18
GREECE	875.855	1.428.665	63,12	2.256.262	4.734.670	109,85
VATICAN CITY STATE (HOLY SEE)	4.385	0	-100,00	3.750	0	-100,00
ANDORRA	0	182	--	0	4.212	--
DEMOCRATIC REPUBLIC OF THE C	99.419	40.000	-59,77	99.827	16.366	-83,61
HUNGARY	148.803	147.244	-1,05	589.150	652.364	10,73
POLAND	878.148	856.918	-2,42	3.676.460	5.305.254	44,30
ROMANIA	116.410	53.145	-54,35	547.624	370.107	-32,42
BULGARIA	11.922	23.577	97,76	62.383	310.407	397,58
YUGOSLAVIA	1.623	791	-51,26	2.523	36	-98,57
ARMENIA	8.416	0	-100,00	41.615	0	-100,00
AZERBAIJAN	45	12.067	26.715,56	5.143	112.384	2.085,18
BELARUS	0	5.658	--	0	32.621	--
KAZAKHSTAN	73.154	45.992	-37,13	199.053	275.983	38,65
MOLDOVA, REPUBLIC OF	0	5.985	--	0	20.344	--
UKRAINE	364.327	320.476	-12,04	301.707	469.752	55,70
LITHUANIA	2.755	29.533	971,98	52.395	131.099	150,21
LATVIA	50.022	41.461	-17,11	394.718	525.861	33,22
ESTONIA	394.423	521.750	32,28	143.939	405.498	181,72
GEORGIA	25.440	549.211	2.058,85	13.693	744.116	5.334,28
CROATIA	426.730	113.617	-73,37	218.021	327.158	50,06
BOSNIA AND HERZEGOVINA	0	233	--	0	1.104	--
MALTA	70.406	30.977	-56,00	193.370	20.995	-89,14
SLOVAKIA	22.531	9.857	-56,25	1.058.020	334.414	-68,39
SLOVENIA	68.494	11.789	-82,79	104.740	120.320	14,87
CZECH REPUBLIC	31.100	74.817	140,57	201.878	499.356	147,36
RUSSIA FEDERATION	454.034	2.206.234	385,92	2.349.493	4.218.222	79,54
<b>BIJI TEMBAGA</b>	<b>713.683.302</b>	<b>444.522.554</b>	<b>-37,71</b>	<b>1.757.781.239</b>	<b>962.509.136</b>	<b>-45,24</b>
JAPAN	207.559.795	172.775.126	-16,76	491.441.575	369.425.145	-24,83
KOREA, REPUBLIC OF	105.596.888	94.705.885	-10,31	241.237.122	198.813.226	-17,59
CHINA	13.523.201	10.832.289	-19,90	36.810.016	27.523.676	-25,23



TABEL 5. PERKEMBANGAN EKSPOR INDONESIA MENURUT KOMODITI DAN NEGARA TUJUAN

JENIS BARANG	BERAT BERSIH (KG)		PERUB	NILAI FOB (US \$)		PERUB
	JAN-APR 2007	JAN-APR 2008	%	JAN-APR 2007	JAN-APR 2008	%
	(1)	(2)	(3)	(4)	(5)	(6)
PHILIPPINES	83.005.125	39.917.355	-51,91	193.054.774	89.080.351	-53,86
INDIA	104.707.576	0	-100,00	292.640.387	0	-100,00
GERMANY, FED. REP. OF	23.101.200	0	-100,00	36.381.195	0	-100,00
SWITZERLAND	12.175.559	0	-100,00	27.408.766	0	-100,00
SPAIN	164.013.958	126.291.899	-23,00	438.807.404	277.666.738	-36,72
<b>BIJI NIKEL</b>	<b>3.228.657.605</b>	<b>6.039.529.968</b>	<b>87,06</b>	<b>208.261.409</b>	<b>293.078.088</b>	<b>40,73</b>
JAPAN	796.508.005	768.396.200	-3,53	77.392.376	76.389.130	-1,30
HONG KONG	0	20.000	--	0	600	--
CHINA	1.852.963.600	4.376.767.348	136,20	85.592.534	160.578.042	87,61
SINGAPORE	0	3	--	0	5	--
MALAYSIA	0	50.000.000	--	0	875.000	--
CAMEROON	38.150.000	0	-100,00	1.669.062	0	-100,00
AUSTRALIA	102.340.000	226.952.817	121,76	9.216.637	8.405.033	-8,81
CURACAO	35.826.000	0	-100,00	1.522.605	0	-100,00
UNITED KINGDOM	50.500.000	12.450.000	-75,35	5.128.310	694.087	-86,47
SWITZERLAND	0	243.086.000	--	0	16.795.667	--
GREECE	94.870.000	35.677.600	-62,39	8.791.141	4.535.673	-48,41
UKRAINE	257.500.000	326.180.000	26,67	18.948.744	24.804.851	30,90
<b>BAUKSIT</b>	<b>2.799.754.324</b>	<b>3.860.708.060</b>	<b>37,89</b>	<b>26.745.497</b>	<b>35.471.726</b>	<b>32,63</b>
JAPAN	114.909.000	158.537.060	37,97	1.465.493	2.869.357	95,79
KOREA, REPUBLIC OF	124.324	0	-100,00	7.460	0	-100,00
TAIWAN	0	34.900.000	--	0	383.900	--
CHINA	2.681.221.000	3.667.271.000	36,78	25.244.544	32.218.469	27,63
THAILAND	3.500.000	0	-100,00	28.000	0	-100,00
<b>BIJI TIMAH/TIN</b>	<b>192.745</b>	<b>552.342</b>	<b>186,57</b>	<b>27.935</b>	<b>589</b>	<b>-97,89</b>
CHINA	100.000	0	-100,00	27.000	0	-100,00
MALAYSIA	92.720	552.342	495,71	927	589	-36,46
GERMANY, FED. REP. OF	25	0	-100,00	8	0	-100,00
<b>BATU BARA</b>	<b>64.175.232.418</b>	<b>68.753.192.512</b>	<b>7,13</b>	<b>2.121.862.868</b>	<b>2.758.841.225</b>	<b>30,02</b>
JAPAN	11.027.803.130	12.651.722.596	14,73	399.805.945	517.133.450	29,35
HONG KONG	3.815.873.358	3.609.509.979	-5,41	115.794.362	130.240.402	12,48
KOREA, REPUBLIC OF	8.590.629.017	9.409.297.292	9,53	282.630.086	388.247.530	37,37
TAIWAN	7.923.179.610	8.257.697.234	4,22	272.992.011	347.103.470	27,15
CHINA	5.889.835.065	4.513.754.768	-23,36	188.697.385	167.261.360	-11,36
PAPUA NEW GUINEA	22.346	0	-100,00	35.003	0	-100,00
THAILAND	2.774.294.526	5.070.060.583	82,75	79.079.794	168.110.265	112,58
SINGAPORE	18.522.079	18.601.777	0,43	468.520	639.711	36,54
PHILIPPINES	1.707.532.401	1.926.788.379	12,84	58.462.084	91.940.562	57,27
MALAYSIA	2.840.553.761	3.632.379.814	27,88	85.638.706	148.383.566	73,27
CAMBODIA	7.000.000	31.436.895	349,10	280.000	1.687.500	502,68
VIET NAM	180.473.242	221.928.000	22,97	4.976.354	10.387.278	108,73
INDIA	9.595.712.034	9.601.863.432	0,06	292.308.870	369.434.051	26,38
PAKISTAN	455.721.201	1.217.367.591	167,13	18.513.014	63.151.902	241,12
SRI LANKA	30.000.000	41.829.680	39,43	1.353.000	1.731.964	28,01
SYRIA ARAB REPUBLIC	69.715.000	0	-100,00	1.812.590	0	-100,00
UNITED ARAB EMIRATES	0	4	--	0	15	--
SIERRA LEONE	137.981.000	0	-100,00	3.809.368	0	-100,00
SOUTH AFRICA	500.000	0	-100,00	225.000	0	-100,00
AUSTRALIA	3.000	1	-99,97	375	1	-99,73
NEW ZEALAND	259.186.000	92.021.000	-64,50	6.012.969	2.370.173	-60,58
AMERICAN SAMOA	0	71.859.000	--	0	2.196.011	--
UNITED STATES	1.589.149.828	992.227.895	-37,56	45.181.954	30.199.215	-33,16
CHILE	610.140.923	145.971.000	-76,08	20.249.478	5.006.805	-75,27
COSTA RICA	0	64.704.000	--	0	2.075.057	--
UNITED KINGDOM	538.925.473	730.138.000	35,48	14.558.306	24.201.709	66,24
NETHERLANDS	454.176.592	730.806.092	60,91	18.084.248	33.628.789	85,96
FRANCE	72.045.000	0	-100,00	2.698.805	0	-100,00
GERMANY, FED. REP. OF	0	30.126.500	--	0	1.030.560	--
BELGIUM	147.395.000	144.792.000	-1,77	5.011.430	6.117.461	22,07
SWITZERLAND	968.483.793	1.259.041.000	30,00	32.846.096	44.847.180	36,54
IRELAND	464.354.005	157.506.000	-66,08	16.188.625	5.402.455	-66,63
ITALY	2.092.259.000	2.030.396.000	-2,96	89.637.761	127.352.667	42,07
SPAIN	1.400.362.751	1.290.136.000	-7,87	44.252.380	40.488.956	-8,50
PORTUGAL	69.453.283	0	-100,00	2.401.000	0	-100,00
GREECE	55.503.000	0	-100,00	1.642.888	0	-100,00
CROATIA	130.903.000	135.458.000	3,48	5.748.395	5.139.195	-10,60
SLOVENIA	257.544.000	584.068.000	126,78	10.466.066	19.923.213	90,36
REP. OF MACEDONIA	0	89.704.000	--	0	3.408.752	--
<b>GRANIT</b>	<b>1.003.404.970</b>	<b>1.669.386.613</b>	<b>66,37</b>	<b>4.283.634</b>	<b>15.542.075</b>	<b>262,82</b>
JAPAN	610	0	-100,00	432	0	-100,00
TAIWAN	63.180	0	-100,00	5.528	0	-100,00
CHINA	31.225	0	-100,00	4.163	0	-100,00
THAILAND	28.378	0	-100,00	7.850	0	-100,00

**TABEL 5. PERKEMBANGAN EKSPOR INDONESIA MENURUT KOMODITI DAN NEGARA TUJUAN**

JENIS BARANG	BERAT BERSIH (KG)		PERUB	NILAI FOB (US \$)		PERUB
	JAN-APR 2007	JAN-APR 2008	%	JAN-APR 2007	JAN-APR 2008	%
	(1)	(2)	(3)	(4)	(5)	(6)
SINGAPORE	1.003.244.405	1.669.290.625	66,39	4.255.337	15.516.868	264,64
PHILIPPINES	0	1.098	--	0	2.923	--
MALAYSIA	19.500	68.752	252,57	1.290	5.852	353,64
CYPRUS	65	0	-100,00	29	0	-100,00
AUSTRALIA	2.323	0	-100,00	372	0	-100,00
UNITED STATES	15.000	3.107	-79,29	8.200	396	-95,17
CANADA	0	14.995	--	0	11.575	--
COSTA RICA	284	0	-100,00	433	0	-100,00
FRANCE	0	1.325	--	0	1.092	--
GERMANY, FED. REP. OF	0	6.711	--	0	3.369	--
<b>PASIR ALAM</b>	<b>401.111.624</b>	<b>13.762</b>	<b>-100,00</b>	<b>4.679.006</b>	<b>54.372</b>	<b>-98,84</b>
JAPAN	223	0	-100,00	701	0	-100,00
HONG KONG	282.000	0	-100,00	112.800	0	-100,00
KOREA, REPUBLIC OF	20.000	0	-100,00	16.000	0	-100,00
CHINA	9.091.251	0	-100,00	3.787.203	0	-100,00
THAILAND	3.000.000	8.162	-99,73	30.000	3.216	-89,28
SINGAPORE	388.718.000	0	-100,00	732.282	0	-100,00
AUSTRALIA	150	0	-100,00	20	0	-100,00
GERMANY, FED. REP. OF	0	5.600	--	0	51.156	--
<b>HASIL TAMBANG LAIN</b>	<b>2.144.617.099</b>	<b>4.618.135.065</b>	<b>115,34</b>	<b>64.093.177</b>	<b>118.014.080</b>	<b>84,13</b>
JAPAN	5.588.404	7.354.258	31,60	660.421	866.294	31,17
HONG KONG	655.345	1.577.733	140,75	236.280	545.781	130,99
KOREA, REPUBLIC OF	4.168.780	69.526.196	1.567,78	601.119	2.336.933	288,76
TAIWAN	5.010.253	6.160.912	22,97	563.773	863.676	53,20
CHINA	1.508.133.828	3.252.792.490	115,68	45.992.465	89.379.905	94,34
MONGOLIA	21.000	0	-100,00	3.992	0	-100,00
THAILAND	1.838.351	2.016.716	9,70	189.353	208.649	10,19
SINGAPORE	498.504.356	885.462.874	77,62	2.804.606	9.476.771	237,90
PHILIPPINES	1.438.210	388.440	-72,99	304.425	45.536	-85,04
MALAYSIA	11.180.178	23.293.050	108,34	5.418.498	1.341.492	-75,24
MYANMAR (FORM. BURMA)	70.600	96.000	35,98	4.350	6.294	44,69
CAMBODIA	2.249.001	2.052.429	-8,74	138.462	142.822	3,15
BRUNEI DARUSSALAM	0	55.952	--	0	45.425	--
VIET NAM	2.454.182	3.583.581	46,02	181.923	339.763	86,76
MALDIVES	13.733	170.385	1.140,70	1.195	131.093	10.870,13
INDIA	55.127.549	14.932.543	-72,91	3.841.582	2.700.504	-29,70
PAKISTAN	125.000	20.496	-83,60	7.090	3.436	-51,54
BANGLADESH	4.503.045	23.493.539	421,73	431.754	639.777	48,18
SRI LANKA	89.220	117.550	31,75	7.824	22.410	186,43
IRAN (ISLAMIC REPUBLIC OF)	42	100.000	237.995,24	1.080	20.000	1.751,85
SAUDI ARABIA	11.445	18.899	65,13	3.038	7.256	138,84
KUWAIT	0	15.426	--	0	3.675	--
JORDAN	0	47	--	0	53	--
TURKEY	24.000	0	-100,00	350	0	-100,00
UNITED ARAB EMIRATES	38.508.810	129.784.031	237,02	618.867	2.075.215	235,32
BAHRAIN	576	3.623	528,99	1.980	2.299	16,11
CYPRUS	3.407	0	-100,00	1.724	0	-100,00
EGYPT	48.000	0	-100,00	480	0	-100,00
LIBYAN ARAB JAMAHIRIYA	0	2.480	--	0	13.095	--
LESOTHO	20.000	0	-100,00	1.180	0	-100,00
MADAGASCAR	26.250	0	-100,00	814	0	-100,00
KENYA	61.385	115.000	87,34	14.208	24.725	74,02
REUNION	181	0	-100,00	169	0	-100,00
NIGERIA	160.000	0	-100,00	45.232	0	-100,00
DJIBOUTI	0	273.000	--	0	37.674	--
SOUTH AFRICA	51.450	194.629	278,29	8.400	485.167	5.675,80
MAURITIUS	9.471	440.038	4.546,16	7.781	176.111	2.163,35
AUSTRALIA	2.875.657	3.595.771	25,04	287.318	484.066	68,48
NEW ZEALAND	21.258	21.425	0,79	2.744	2.651	-3,39
GUAM	2.160	0	-100,00	295	0	-100,00
NEW CALEDONIA	2.719	812	-70,14	2.126	3.041	43,04
SAINT VINCENT AND THE GRENADII	0	10.771	--	0	3.687	--
COOK ISLANDS	153	0	-100,00	147	0	-100,00
FIJI	463.000	80	-99,98	30.511	392	-98,72
SOLOMON ISLANDS	0	77	--	0	206	--
EAST TIMOR	0	192.200	--	0	117.775	--
UNITED STATES	520.157	87.183	-83,24	256.074	33.296	-87,00
CANADA	4.105	4.377	6,63	10.253	3.426	-66,59
ARGENTINA	2	0	-100,00	13	0	-100,00
BRAZIL	5.631	17.911	218,08	3.223	11.044	242,66
COSTA RICA	10.382	0	-100,00	10.739	0	-100,00
FRENCH GUIANA	304	0	-100,00	705	0	-100,00
FRENCH POLYNESIA	2.767	3.225	16,55	4.548	2.508	-44,85
GUADELOUPE	3.846	0	-100,00	1.002	0	-100,00
UNITED KINGDOM	55.199	36.000	-34,78	54.897	3.574	-93,49
NETHERLANDS	40.567	71.617	76,54	41.730	42.324	1,42

TABEL 5. PERKEMBANGAN EKSPOR INDONESIA MENURUT KOMODITI DAN NEGARA TUJUAN

JENIS BARANG	BERAT BERSIH (KG)		PERUB	NILAI FOB (US \$)		PERUB
	JAN-APR 2007	JAN-APR 2008	%	JAN-APR 2007	JAN-APR 2008	%
(1)	(2)	(3)	(4)	(5)	(6)	(7)
FRANCE	123.330	20.232	-83,60	56.868	15.080	-73,48
GERMANY, FED. REP. OF	92.522	28.376	-69,33	55.552	12.456	-77,58
AUSTRIA	23.926	278	-98,84	18.894	397	-97,90
BELGIUM	27.594	1.676	-93,93	1.020.003	2.220.412	117,69
SWITZERLAND	21.352	189.875.033	889.161,11	5.990	3.038.075	50.619,12
DENMARK	1.562	0	-100,00	5	0	-100,00
NORWAY	0	19.636	--	0	9.450	--
SWEDEN	11.495	0	-100,00	3.152	0	-100,00
FINLAND	728	0	-100,00	1.026	0	-100,00
IRELAND	6.270	0	-100,00	5.095	0	-100,00
ITALY	121.141	54.682	-54,86	55.677	37.814	-32,08
SPAIN	74.031	4.883	-93,40	61.618	7.110	-88,46
PORTUGAL	1.418	0	-100,00	1.457	0	-100,00
GREECE	63	0	-100,00	189	0	-100,00
HUNGARY	3.130	0	-100,00	5.055	0	-100,00
POLAND	0	4.756	--	0	3.971	--
SLOVENIA	4.578	0	-100,00	1.856	0	-100,00
RUSSIA FEDERATION	0	41.747	--	0	19.494	--
<b>BARANG-BARANG SENI</b>	<b>1.179.876</b>	<b>972.215</b>	<b>-17,60</b>	<b>3.182.004</b>	<b>3.535.843</b>	<b>11,12</b>
JAPAN	50.115	52.294	4,35	198.512	317.957	60,17
HONG KONG	8.568	4.171	-51,32	19.701	23.616	19,87
KOREA, REPUBLIC OF	3.925	4.101	4,48	6.620	33.814	410,79
TAIWAN	81.789	4.584	-94,40	139.542	49.328	-64,65
CHINA	630	2.052	225,71	3.620	8.499	134,78
MACAU	0	384	--	0	28.140	--
PAPUA NEW GUINEA	69	0	-100,00	39	0	-100,00
THAILAND	1.098	962	-12,39	5.050	3.771	-25,33
SINGAPORE	17.363	42.677	145,79	139.073	429.847	209,08
PHILIPPINES	3.141	1.346	-57,15	9.367	11.236	19,95
MALAYSIA	18.982	22.863	20,45	47.990	58.625	22,16
CAMBODIA	39.499	248	-99,37	78.750	332	-99,58
BRUNEI DARUSSALAM	2.052	349	-82,99	781	3.343	328,04
VIET NAM	123	65	-47,15	91	65	-28,57
MALDIVES	1.860	0	-100,00	22.099	0	-100,00
INDIA	427	764	78,92	490	2.315	372,45
SRI LANKA	781	0	-100,00	163	0	-100,00
IRAN (ISLAMIC REPUBLIC OF)	3.549	1.684	-52,55	5.610	7.941	41,55
SAUDI ARABIA	5.544	30.487	449,91	4.816	22.440	365,95
ISRAEL	0	128	--	0	93	--
KUWAIT	150	0	-100,00	2.179	0	-100,00
LEBANON	45	20	-55,56	11	238	2.063,64
OMAN	347	0	-100,00	161	0	-100,00
TURKEY	62.826	65.221	3,81	86.147	86.535	0,45
UNITED ARAB EMIRATES	16.503	4.322	-73,81	66.888	27.119	-59,46
BAHRAIN	543	36	-93,37	2.581	51	-98,02
CYPRUS	0	104	--	0	1.738	--
EGYPT	419	264	-36,99	426	163	-61,74
MOROCCO	366	691	88,80	5.418	600	-88,93
TUNISIA	0	20.000	--	0	10.000	--
SUDAN	0	10.125	--	0	24.920	--
NAMIBIA	0	11	--	0	100	--
MADAGASCAR	86	239	177,91	189	1.126	495,77
KENYA	897	107	-88,07	715	53	-92,59
REUNION	4.834	4.960	2,61	3.364	7.679	128,27
MOZAMBIQUE	0	36	--	0	92	--
TOGO	16	0	-100,00	15	0	-100,00
COTE D'IVOIRE	112	261	133,04	117	409	249,57
SENEGAL	18.761	22.316	18,95	16.560	20.000	20,77
SOUTH AFRICA	11.051	18.570	68,04	19.461	22.553	15,89
MAURITIUS	332	1.936	483,13	1.620	3.728	130,12
AUSTRALIA	93.620	94.553	1,00	215.292	160.344	-25,52
NEW ZEALAND	6.764	5.299	-21,66	10.855	11.208	3,25
GUAM	570	681	19,47	2.291	1.235	-46,09
PALAU	0	87	--	0	147	--
NEW CALEDONIA	4.249	4.176	-1,72	11.715	6.790	-42,04
NORTHERN MARIANA ISLANDS	33	0	-100,00	251	0	-100,00
VANUATU	187	2.604	1.292,51	102	2.089	1.948,04
WALLIS AND FUTUNA ISLANDS	0	21	--	0	30	--
COOK ISLANDS	235	0	-100,00	742	0	-100,00
FIJI	406	0	-100,00	538	0	-100,00
SAMOA	0	737	--	0	1.476	--
SOLOMON ISLANDS	0	3.115	--	0	8.307	--
TONGA	0	554	--	0	590	--
EAST TIMOR	0	525	--	0	700	--
UNITED STATES	76.919	112.125	45,77	304.330	408.929	34,37
CANADA	6.667	11.447	71,70	22.583	34.571	53,08
MEXICO	219	2.235	920,55	841	1.249	48,51

TABEL 5. PERKEMBANGAN EKSPOR INDONESIA MENURUT KOMODITI DAN NEGARA TUJUAN

JENIS BARANG	BERAT BERSIH (KG)		PERUB	NILAI FOB (US \$)		PERUB
	JAN-APR 2007	JAN-APR 2008	%	JAN-APR 2007	JAN-APR 2008	%
	(1)	(2)	(3)	(4)	(5)	(6)
NICARAGUA	0	249	--	0	303	--
PANAMA	263	0	-100,00	281	0	-100,00
SURINAME	11.150	0	-100,00	12.144	0	-100,00
CHILE	4.237	1.582	-62,66	3.244	1.180	-63,63
ARGENTINA	8	0	-100,00	6	0	-100,00
BRAZIL	742	1.411	90,16	72.543	73.301	1,04
COLOMBIA	213	1.076	405,16	220	1.309	495,00
URUGUAY	674	0	-100,00	821	0	-100,00
BAHAMAS	516	0	-100,00	879	0	-100,00
JAMAICA	721	34	-95,28	165	50	-69,70
PUERTO RICO	2.908	1.850	-36,38	4.840	1.710	-64,67
DOMINICAN REPUBLIC	1.557	436	-72,00	4.601	628	-86,35
COSTA RICA	286	0	-100,00	349	0	-100,00
ARUBA	0	33	--	0	950	--
CAYMAN ISLANDS	0	607	--	0	136	--
FRENCH GUIANA	0	122	--	0	267	--
FRENCH POLYNESIA	10.117	8.818	-12,84	15.012	10.689	-28,80
GRENADA	0	133	--	0	893	--
MARTINIQUE	831	67	-91,94	800	311	-61,13
NETHERLANDS ANTILLES	1.412	333	-76,42	6.582	1.015	-84,58
GUADELOUPE	298	795	166,78	696	1.228	76,44
UNITED KINGDOM	15.135	10.448	-30,97	37.026	32.457	-12,34
NETHERLANDS	33.286	78.688	136,40	74.712	315.893	322,81
FRANCE	128.819	80.148	-37,78	802.684	306.754	-61,78
GERMANY, FED. REP. OF	133.968	23.131	-82,73	136.537	63.391	-53,57
AUSTRIA	1.200	3.565	197,08	3.174	5.691	79,30
BELGIUM	35.066	21.851	-37,69	77.635	48.242	-37,86
SWITZERLAND	5.120	1.130	-77,93	13.529	2.737	-79,77
LUXEMBOURG	100	0	-100,00	466	0	-100,00
DENMARK	8.871	1.887	-78,73	31.017	2.869	-90,75
NORWAY	844	370	-56,16	2.379	454.172	18.990,88
SWEDEN	1.950	1.415	-27,44	4.530	7.060	55,85
FINLAND	60	255	325,00	144	427	196,53
IRELAND	1.014	364	-64,10	2.470	5.390	118,22
ITALY	112.173	91.517	-18,41	208.173	218.991	5,20
SPAIN	107.604	59.024	-45,15	174.186	91.918	-47,23
PORTUGAL	474	6.533	1.278,27	1.495	11.336	658,26
GREECE	3.829	3.585	-6,37	15.608	13.339	-14,54
HUNGARY	211	3.271	1.450,24	501	5.416	981,04
POLAND	823	835	1,46	5.315	807	-84,82
ROMANIA	2.099	76	-96,38	1.443	277	-80,80
BULGARIA	650	0	-100,00	766	0	-100,00
YUGOSLAVIA	13	6.346	48.715,38	16	561	3.406,25
UKRAINE	170	0	-100,00	160	0	-100,00
LITHUANIA	0	3	--	0	2	--
CROATIA	2.286	2.322	1,57	3.605	2.162	-40,03
MALTA	242	897	270,66	555	2.878	418,56
SLOVENIA	182	130	-28,57	894	109	-87,81
CZECH REPUBLIC	78	0	-100,00	221	0	-100,00
RUSSIA FEDERATION	1.004	341	-66,04	1.874	2.863	52,77
<b>BARANG KIRIMAN, POS DAN YANG</b>	<b>2.250</b>	<b>0</b>	<b>-100,00</b>	<b>651</b>	<b>0</b>	<b>-100,00</b>
MALAYSIA	2.250	0	-100,00	651	0	-100,00
<b>LAINNYA</b>	<b>929</b>	<b>1.125</b>	<b>21,10</b>	<b>2.850</b>	<b>1.425</b>	<b>-50,00</b>
JAPAN	8	0	-100,00	21	0	-100,00
CHINA	0	825	--	0	825	--
SINGAPORE	0	300	--	0	600	--
SPAIN	921	0	-100,00	2.829	0	-100,00
<b>TOTAL EKSPOR</b>	<b>110.062.657.118</b>	<b>123.134.675.153</b>	<b>11,88</b>	<b>34.494.968.770</b>	<b>44.667.686.120</b>	<b>29,49</b>

TABEL 5. PERKEMBANGAN EKSPOR INDONESIA MENURUT KOMODITI DAN NEGARA TUJUAN

JENIS BARANG	BERAT BERSIH (KG)		PERUB	NILAI FOB (US \$)		PERUB
	JAN-APR 2007	JAN-APR 2008	%	JAN-APR 2007	JAN-APR 2008	%
(1)	(2)	(3)	(4)	(5)	(6)	(7)

<https://www.bps.go.id>

TABEL 5. PERKEMBANGAN EKSPOR INDONESIA MENURUT KOMODITI DAN NEGARA TUJUAN

JENIS BARANG	BERAT BERSIH (KG)		PERUB	NILAI FOB (US \$)		PERUB
	JAN-APR 2007	JAN-APR 2008	%	JAN-APR 2007	JAN-APR 2008	%
(1)	(2)	(3)	(4)	(5)	(6)	(7)

<https://www.bps.go.id>

TABEL 5. PERKEMBANGAN EKSPOR INDONESIA MENURUT KOMODITI DAN NEGARA TUJUAN

JENIS BARANG	BERAT BERSIH (KG)		PERUB	NILAI FOB (US \$)		PERUB
	JAN-APR 2007	JAN-APR 2008	%	JAN-APR 2007	JAN-APR 2008	%
(1)	(2)	(3)	(4)	(5)	(6)	(7)

<https://www.bps.go.id>

TABEL 5. PERKEMBANGAN EKSPOR INDONESIA MENURUT KOMODITI DAN NEGARA TUJUAN

JENIS BARANG	BERAT BERSIH (KG)		PERUB	NILAI FOB (US \$)		PERUB
	JAN-APR 2007	JAN-APR 2008	%	JAN-APR 2007	JAN-APR 2008	%
(1)	(2)	(3)	(4)	(5)	(6)	(7)

<https://www.bps.go.id>



TABEL 5. PERKEMBANGAN EKSPOR INDONESIA MENURUT KOMODITI DAN NEGARA TUJUAN

JENIS BARANG	BERAT BERSIH (KG)		PERUB	NILAI FOB (US \$)		PERUB
	JAN-APR 2007	JAN-APR 2008	%	JAN-APR 2007	JAN-APR 2008	%
(1)	(2)	(3)	(4)	(5)	(6)	(7)

<https://www.bps.go.id>

TABEL 5. PERKEMBANGAN EKSPOR INDONESIA MENURUT KOMODITI DAN NEGARA TUJUAN

JENIS BARANG	BERAT BERSIH (KG)		PERUB	NILAI FOB (US \$)		PERUB
	JAN-APR 2007	JAN-APR 2008	%	JAN-APR 2007	JAN-APR 2008	%
(1)	(2)	(3)	(4)	(5)	(6)	(7)

<https://www.bps.go.id>

TABEL 5. PERKEMBANGAN EKSPOR INDONESIA MENURUT KOMODITI DAN NEGARA TUJUAN

JENIS BARANG	BERAT BERSIH (KG)		PERUB	NILAI FOB (US \$)		PERUB
	JAN-APR 2007	JAN-APR 2008	%	JAN-APR 2007	JAN-APR 2008	%
(1)	(2)	(3)	(4)	(5)	(6)	(7)

<https://www.bps.go.id>

TABEL 5. PERKEMBANGAN EKSPOR INDONESIA MENURUT KOMODITI DAN NEGARA TUJUAN

JENIS BARANG	BERAT BERSIH (KG)		PERUB	NILAI FOB (US \$)		PERUB
	JAN-APR 2007	JAN-APR 2008	%	JAN-APR 2007	JAN-APR 2008	%
(1)	(2)	(3)	(4)	(5)	(6)	(7)

<https://www.bps.go.id>

TABEL 5. PERKEMBANGAN EKSPOR INDONESIA MENURUT KOMODITI DAN NEGARA TUJUAN

JENIS BARANG	BERAT BERSIH (KG)		PERUB	NILAI FOB (US \$)		PERUB
	JAN-APR 2007	JAN-APR 2008	%	JAN-APR 2007	JAN-APR 2008	%
(1)	(2)	(3)	(4)	(5)	(6)	(7)

<https://www.bps.go.id>

TABEL 5. PERKEMBANGAN EKSPOR INDONESIA MENURUT KOMODITI DAN NEGARA TUJUAN

JENIS BARANG	BERAT BERSIH (KG)		PERUB	NILAI FOB (US \$)		PERUB
	JAN-APR 2007	JAN-APR 2008	%	JAN-APR 2007	JAN-APR 2008	%
(1)	(2)	(3)	(4)	(5)	(6)	(7)

<https://www.bps.go.id>

TABEL 5. PERKEMBANGAN EKSPOR INDONESIA MENURUT KOMODITI DAN NEGARA TUJUAN

JENIS BARANG	BERAT BERSIH (KG)		PERUB	NILAI FOB (US \$)		PERUB
	JAN-APR 2007	JAN-APR 2008	%	JAN-APR 2007	JAN-APR 2008	%
(1)	(2)	(3)	(4)	(5)	(6)	(7)

<https://www.bps.go.id>

TABEL 5. PERKEMBANGAN EKSPOR INDONESIA MENURUT KOMODITI DAN NEGARA TUJUAN

JENIS BARANG	BERAT BERSIH (KG)		PERUB	NILAI FOB (US \$)		PERUB
	JAN-APR 2007	JAN-APR 2008	%	JAN-APR 2007	JAN-APR 2008	%
(1)	(2)	(3)	(4)	(5)	(6)	(7)

<https://www.bps.go.id>



TABEL 5. PERKEMBANGAN EKSPOR INDONESIA MENURUT KOMODITI DAN NEGARA TUJUAN

JENIS BARANG	BERAT BERSIH (KG)		PERUB	NILAI FOB (US \$)		PERUB
	JAN-APR 2007	JAN-APR 2008	%	JAN-APR 2007	JAN-APR 2008	%
(1)	(2)	(3)	(4)	(5)	(6)	(7)

<https://www.bps.go.id>

TABEL 5. PERKEMBANGAN EKSPOR INDONESIA MENURUT KOMODITI DAN NEGARA TUJUAN

JENIS BARANG	BERAT BERSIH (KG)		PERUB	NILAI FOB (US \$)		PERUB
	JAN-APR 2007	JAN-APR 2008	%	JAN-APR 2007	JAN-APR 2008	%
(1)	(2)	(3)	(4)	(5)	(6)	(7)

<https://www.bps.go.id>

TABEL 5. PERKEMBANGAN EKSPOR INDONESIA MENURUT KOMODITI DAN NEGARA TUJUAN

JENIS BARANG	BERAT BERSIH (KG)		PERUB	NILAI FOB (US \$)		PERUB
	JAN-APR 2007	JAN-APR 2008	%	JAN-APR 2007	JAN-APR 2008	%
(1)	(2)	(3)	(4)	(5)	(6)	(7)

<https://www.bps.go.id>

TABEL 5. PERKEMBANGAN EKSPOR INDONESIA MENURUT KOMODITI DAN NEGARA TUJUAN

JENIS BARANG	BERAT BERSIH (KG)		PERUB	NILAI FOB (US \$)		PERUB
	JAN-APR 2007	JAN-APR 2008	%	JAN-APR 2007	JAN-APR 2008	%
(1)	(2)	(3)	(4)	(5)	(6)	(7)

<https://www.bps.go.id>

TABEL 5. PERKEMBANGAN EKSPOR INDONESIA MENURUT KOMODITI DAN NEGARA TUJUAN

JENIS BARANG	BERAT BERSIH (KG)		PERUB	NILAI FOB (US \$)		PERUB
	JAN-APR 2007	JAN-APR 2008	%	JAN-APR 2007	JAN-APR 2008	%
(1)	(2)	(3)	(4)	(5)	(6)	(7)

<https://www.bps.go.id>

TABEL 5. PERKEMBANGAN EKSPOR INDONESIA MENURUT KOMODITI DAN NEGARA TUJUAN

JENIS BARANG	BERAT BERSIH (KG)		PERUB	NILAI FOB (US \$)		PERUB
	JAN-APR 2007	JAN-APR 2008	%	JAN-APR 2007	JAN-APR 2008	%
(1)	(2)	(3)	(4)	(5)	(6)	(7)

<https://www.bps.go.id>

TABEL 5. PERKEMBANGAN EKSPOR INDONESIA MENURUT KOMODITI DAN NEGARA TUJUAN

JENIS BARANG	BERAT BERSIH (KG)		PERUB	NILAI FOB (US \$)		PERUB
	JAN-APR 2007	JAN-APR 2008	%	JAN-APR 2007	JAN-APR 2008	%
(1)	(2)	(3)	(4)	(5)	(6)	(7)

<https://www.bps.go.id>

TABEL 5. PERKEMBANGAN EKSPOR INDONESIA MENURUT KOMODITI DAN NEGARA TUJUAN

JENIS BARANG	BERAT BERSIH (KG)		PERUB	NILAI FOB (US \$)		PERUB
	JAN-APR 2007	JAN-APR 2008	%	JAN-APR 2007	JAN-APR 2008	%
(1)	(2)	(3)	(4)	(5)	(6)	(7)

<https://www.bps.go.id>



TABEL 5. PERKEMBANGAN EKSPOR INDONESIA MENURUT KOMODITI DAN NEGARA TUJUAN

JENIS BARANG	BERAT BERSIH (KG)		PERUB	NILAI FOB (US \$)		PERUB
	JAN-APR 2007	JAN-APR 2008	%	JAN-APR 2007	JAN-APR 2008	%
(1)	(2)	(3)	(4)	(5)	(6)	(7)

<https://www.bps.go.id>

TABEL 5. PERKEMBANGAN EKSPOR INDONESIA MENURUT KOMODITI DAN NEGARA TUJUAN

JENIS BARANG	BERAT BERSIH (KG)		PERUB	NILAI FOB (US \$)		PERUB
	JAN-APR 2007	JAN-APR 2008	%	JAN-APR 2007	JAN-APR 2008	%
(1)	(2)	(3)	(4)	(5)	(6)	(7)

<https://www.bps.go.id>

<https://www.bps.go.id>

<https://www.bps.go.id>

<https://www.bps.go.id>

<https://www.bps.go.id>

<https://www.bps.go.id>

<https://www.bps.go.id>



<https://www.bps.go.id>

<https://www.bps.go.id>

<https://www.bps.go.id>

<https://www.bps.go.id>

<https://www.bps.go.id>

<https://www.bps.go.id>

<https://www.bps.go.id>

<https://www.bps.go.id>



<https://www.bps.go.id>

<https://www.bps.go.id>

<https://www.bps.go.id>

<https://www.bps.go.id>

<https://www.bps.go.id>

<https://www.bps.go.id>

<https://www.bps.go.id>

<https://www.bps.go.id>



<https://www.bps.go.id>

<https://www.bps.go.id>

<https://www.bps.go.id>

<https://www.bps.go.id>

<https://www.bps.go.id>

<https://www.bps.go.id>

<https://www.bps.go.id>

<https://www.bps.go.id>



<https://www.bps.go.id>

<https://www.bps.go.id>

<https://www.bps.go.id>

<https://www.bps.go.id>

<https://www.bps.go.id>

<https://www.bps.go.id>

<https://www.bps.go.id>

<https://www.bps.go.id>



<https://www.bps.go.id>

<https://www.bps.go.id>

<https://www.bps.go.id>

<https://www.bps.go.id>

<https://www.bps.go.id>

<https://www.bps.go.id>

<https://www.bps.go.id>

<https://www.bps.go.id>



<https://www.bps.go.id>

<https://www.bps.go.id>

<https://www.bps.go.id>

<https://www.bps.go.id>

<https://www.bps.go.id>

<https://www.bps.go.id>

<https://www.bps.go.id>

<https://www.bps.go.id>



<https://www.bps.go.id>

<https://www.bps.go.id>

<https://www.bps.go.id>

<https://www.bps.go.id>

<https://www.bps.go.id>

<https://www.bps.go.id>

<https://www.bps.go.id>

<https://www.bps.go.id>



<https://www.bps.go.id>

<https://www.bps.go.id>

<https://www.bps.go.id>

<https://www.bps.go.id>

<https://www.bps.go.id>

<https://www.bps.go.id>

<https://www.bps.go.id>

<https://www.bps.go.id>



<https://www.bps.go.id>

<https://www.bps.go.id>

<https://www.bps.go.id>

<https://www.bps.go.id>

<https://www.bps.go.id>

<https://www.bps.go.id>

<https://www.bps.go.id>

<https://www.bps.go.id>



<https://www.bps.go.id>

<https://www.bps.go.id>

<https://www.bps.go.id>

<https://www.bps.go.id>

<https://www.bps.go.id>

<https://www.bps.go.id>

<https://www.bps.go.id>

<https://www.bps.go.id>



<https://www.bps.go.id>

<https://www.bps.go.id>

<https://www.bps.go.id>

<https://www.bps.go.id>

<https://www.bps.go.id>

<https://www.bps.go.id>

<https://www.bps.go.id>

<https://www.bps.go.id>



<https://www.bps.go.id>

<https://www.bps.go.id>

<https://www.bps.go.id>

<https://www.bps.go.id>

<https://www.bps.go.id>

<https://www.bps.go.id>

<https://www.bps.go.id>

<https://www.bps.go.id>



<https://www.bps.go.id>

<https://www.bps.go.id>

<https://www.bps.go.id>

<https://www.bps.go.id>

<https://www.bps.go.id>

<https://www.bps.go.id>

<https://www.bps.go.id>

<https://www.bps.go.id>



<https://www.bps.go.id>

<https://www.bps.go.id>

<https://www.bps.go.id>

<https://www.bps.go.id>

<https://www.bps.go.id>

<https://www.bps.go.id>

<https://www.bps.go.id>

<https://www.bps.go.id>



<https://www.bps.go.id>

<https://www.bps.go.id>

<https://www.bps.go.id>

<https://www.bps.go.id>

<https://www.bps.go.id>

<https://www.bps.go.id>

<https://www.bps.go.id>

<https://www.bps.go.id>



<https://www.bps.go.id>

<https://www.bps.go.id>

<https://www.bps.go.id>