

STATISTIK PERDAGANGAN LUAR NEGERI PROVINSI RIAU 2021



Dumai

Pekanbaru



Tembilahan

STATISTIK PERDAGANGAN LUAR NEGERI PROVINSI RIAU 2021



Dumai

Pekanbaru



Tembilahan

Statistik Perdagangan Luar Negeri Provinsi Riau 2021

ISSN : 2354-8096
No. Publikasi : 14000.2229
No. Katalog : 8202010.14
Ukuran Buku : 21 cm x 29,7 cm
Jumlah Halaman : xiv + 77 halaman

Naskah:
BPS Provinsi Riau

Penyunting:
BPS Provinsi Riau

Desain Kover Oleh:
BPS Provinsi Riau

Penerbit:
© **Badan Pusat Statistik Provinsi Riau**

Pencetak:
CV. MN. Grafika

Sumber Ilustrasi:
www.Freepik.com
www.Pixabay.com

Dilarang mengumumkan, mendistribusikan, mengomunikasikan, dan/atau menggandakan sebagian atau seluruh isi buku ini untuk tujuan komersial tanpa izin tertulis dari Badan Pusat Statistik Provinsi Riau

Tim Penyusun

**Statistik Perdagangan Luar Negeri
Provinsi Riau 2021**

Pengarah:

Drs. Misfaruddin, M.Si

Penanggung Jawab Umum:

Fitri Hariyanti, S.S.T, M.M

Editor:

Imelda Lestari, SST

Etania Ranu Andhika, S.S.T, M.E, M.Sc

Penulis Naskah & Pengolahan Data:

Irfarial, SE

Desain/Layout Cover:

Irfarial, SE

KATA PENGANTAR


Publikasi Statistik Perdagangan Luar Negeri Provinsi Riau 2021 merupakan publikasi yang diterbitkan secara tahunan yang merangkum hasil pengolahan dan kompilasi dokumen ekspor dan impor Provinsi Riau tahun 2021. BPS Provinsi Riau menerbitkan publikasi ini dalam upaya memberikan informasi kepada para pengguna data mengenai perkembangan ekspor dan impor di Provinsi Riau.

Publikasi ini menyajikan data ekspor impor yang dirinci berdasarkan klasifikasi barang, pelabuhan muat/bongkar, dan negara tujuan/asal barang. Dalam publikasi ini juga digambarkan aktifitas perdagangan luar negeri di Provinsi Riau selama tahun 2021 dan perkembangannya terhadap tahun-tahun sebelumnya. Klasifikasi barang dalam publikasi ini mengacu pada Buku Tarif Kepabeanan Indonesia (BTKI) 2017 yang didasarkan atas *Harmonized System* (HS) 2017 yang merupakan pembaruan dari HS tahun 2012.

Kepada semua pihak yang telah berperan serta dalam mewujudkan publikasi ini diucapkan terima kasih. Kritik dan saran untuk perbaikan publikasi ini di masa mendatang sangat kami hargai.

Pekanbaru, Agustus 2022

Kepala BPS Provinsi Riau



Drs. Misfaruddin, M.Si

RINGKASAN EKSEKUTIF

Selama tahun 2021 nilai ekspor Riau berdasarkan harga *Free On Board* (FOB) mencapai US\$ 19,96 miliar atau mengalami peningkatan sebesar 44,55 persen dibanding ekspor tahun 2020 sebesar US\$ 13,81 miliar, dengan peran migas sebesar 8,67 persen dan nonmigas 91,33 persen. Ekspor nonmigas tahun 2021 mencapai US\$ 18,23 miliar atau mengalami kenaikan 37,74 persen dibanding ekspor nonmigas tahun 2020 yang nilainya sebesar US\$ 13,24 miliar. Demikian juga ekspor migas tahun 2021 sebesar US\$ 1,73 miliar naik 201,90 persen dibanding ekspor migas tahun 2020 yang nilainya sebesar US\$ 573,17 juta.

Dilihat dari sebaran ekspor menurut kabupaten/kota tahun 2021, Kota Dumai masih mendominasi dengan nilai ekspor sebesar US\$ 15,65 miliar (78,41 persen) dari total nilai ekspor Provinsi Riau, disusul Kabupaten Siak Sri Indrapura sebesar US\$ 3,08 miliar (15,45 persen), Kabupaten Bengkalis US\$ 862,19 juta (4,32 persen), dan lima kabupaten/kota lainnya sebesar US\$ 362,99 juta (1,82%).

Sementara impor Riau selama tahun 2021 berdasarkan harga *Cost Insurance And Freight* (CIF) mencapai US\$ 1,62 miliar atau mengalami peningkatan sebesar 23,09 persen dibanding impor tahun 2020 sebesar US\$ 1,32 miliar, dengan peran migas sebesar 7,34 persen dan nonmigas 92,66 persen. Impor nonmigas tahun 2021 mencapai US\$ 1,50 miliar atau naik 25,59 persen dibanding impor nonmigas tahun 2020 yang nilainya sebesar US\$ 1,20 miliar. Sebaliknya impor migas tahun 2021 dengan nilai sebesar US\$ 119,14 juta atau turun 1,59 persen dibanding impor migas tahun 2020 dengan nilai US\$ 121,06 juta.

Menurut kabupaten/kota tahun 2021, impor Kabupaten Siak berada di urutan teratas dengan nilai impor sebesar US\$ 868,44 juta atau 53,53 persen, diikuti oleh Kota Dumai sebesar US\$ 614,22 juta (37,86 persen), Kabupaten Indragiri Hilir sebesar US\$ 71,97 juta (4,44 persen), dan lima Kabupaten/Kota lainnya sebesar US\$ 67,69 juta (4,17%).

Neraca Perdagangan atau *balance of trade* adalah perbedaan antara nilai semua barang dan jasa yang diekspor dan diimpor dari suatu negara dalam periode waktu tertentu. Neraca Perdagangan Riau tahun 2021 surplus sebesar US\$ 18,34 miliar, sementara nilai perdagangan Riau tahun 2020 surplus sebesar US\$ 12,49 miliar.

DAFTAR ISI

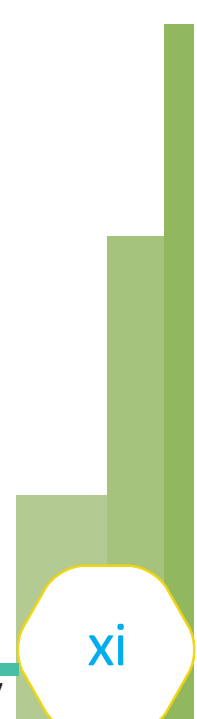
	HALAMAN
KATA PENGANTAR	v
RINGKASAN EKSEKUTIF	vii
DAFTAR ISI	ix
DAFTAR GAMBAR	xi
DAFTAR TABEL	xiii
BAB I. PENJELASAN UMUM	1
1.1 Pendahuluan	1
1.2 Sistem Perdagangan	1
1.3 Daerah Pencatatan	1
1.4 Ruang Lingkup	2
1.5 Klasifikasi Jenis Barang	3
1.6 Periode Referensi	3
1.7 Nilai Barang	4
1.8 Satuan Barang	4
1.9 Negara Tujuan	4
1.10 Negara Asal	4
1.11 Pelabuhan Ekspor Impor	4
Sekat Infografis	5
BAB II. ULASAN SINGKAT	7
2.1 Ekspor	7
2.2 Impor	9
2.3 Neraca Perdagangan	11
Sekat Infografis	13

DAFTAR GAMBAR

HALAMAN

Gambar 1.	Perbandingan Nilai Ekspor Riau, Tahun 2020-2021	7
Gambar 2.	Perkembangan Ekspor Riau, Tahun 2011 - 2021	8
Gambar 3.	Perkembangan Impor Riau, Tahun 2011 - 2021	10
Gambar 4.	Neraca Perdagangan Provinsi Riau, 2011 - 2021 (Miliar US\$)	11

<https://riau.bps.go.id>



DAFTAR TABEL

HALAMAN

Tabel 1.	Perkembangan Neraca Perdagangan Luar Negeri Provinsi Riau, 2011 - 2021 (Ribuan US\$)	15
Tabel 2.	Ekspor Bulanan Provinsi Riau, 2020-2021 (Ribuan US\$)	16
Tabel 3.	Perkembangan Ekspor Migas dan NonMigas Provinsi Riau, 2011-2021 (Ribuan US\$)	17
Tabel 4.	Ekspor Provinsi Riau menurut Kelompok Barang, 2020-2021	18
Tabel 5.	Ekspor Provinsi Riau menurut Golongan Barang HS 2 Dijiit, 2020-2021	19
Tabel 6.	Ekspor Provinsi Riau menurut Kabupaten/Kota dan Pelabuhan Muat, 2020-2021	21
Tabel 7.	Ekspor Provinsi Riau menurut Kawasan, 2020-2021	23
Tabel 8.	Ekspor Provinsi Riau ke Kawasan Asia, 2020-2021	24
Tabel 9.	Ekspor Provinsi Riau ke Kawasan Eropa, 2020-2021	25
Tabel 10.	Ekspor Provinsi Riau ke Kawasan Amerika, 2020-2021	26
Tabel 11.	Ekspor Provinsi Riau ke Kawasan Afrika, 2020-2021	27
Tabel 12.	Ekspor Provinsi Riau ke Kawasan Australia & Oceania, 2020-2021	28
Tabel 13.	Perkembangan Ekspor Provinsi Riau menurut Kabupaten/ Kota dan Pelabuhan Muat, 2020-2021 (Ribuan US\$)	29

DAFTAR TABEL

	HALAMAN
Tabel 14. Ekspor Provinsi Riau menurut <i>Harmonized System</i> (HS) 2017 dan Komoditas, 2021	31
Tabel 15. Impor Bulanan Provinsi Riau, 2020-2021 (Ribuan US\$)	40
Tabel 16. Perkembangan Impor Migas dan NonMigas Provinsi Riau, 2011-2021 (Ribuan US\$)	41
Tabel 17. Impor Provinsi Riau menurut Kelompok Barang, 2020-2021	42
Tabel 18. Impor Provinsi Riau menurut Golongan Barang HS 2 Dijiit, 2020-2021	43
Tabel 19. Impor Provinsi Riau menurut Kabupaten/Kota dan Pelabuhan Bongkar, 2020-2021	45
Tabel 20. Impor Provinsi Riau menurut Negara Asal, 2020-2021	46
Tabel 21. Perkembangan Impor Provinsi Riau menurut Kabupaten/ Kota dan Pelabuhan Bongkar, 2020-2021 (Ribuan US\$).....	49
Tabel 22. Impor Provinsi Riau menurut <i>Harmonized System</i> (HS) 2017 dan Komoditas, 2021	50

1.1 PENDAHULUAN

Statistik perdagangan luar negeri merupakan statistik ekspor dan impor, yang menggambarkan informasi mengenai pengiriman barang ke luar negeri dan pemasukan barang dari luar negeri. Sumber data yang digunakan untuk penyusunan statistik ekspor adalah dokumen ekspor atau Pemberitahuan Ekspor Barang (PEB) yang diisi oleh Eksportir dan telah diberikan ijin muat oleh Kantor Pelayanan Bea dan Cukai, selanjutnya dikirim ke Badan Pusat Statistik (BPS) dan Bank Indonesia (BI). Sedangkan untuk penyusunan statistik impor, sumber datanya adalah dokumen impor (Pemberitahuan Impor Barang (PIB-BC 2.0), Pemberitahuan Pengangkutan Barang Impor (PPBI-BC 2.3), Pemberitahuan Impor Barang Khusus (PIBK-BC 2.1), dan Pemberitahuan Pabean *Free Trade Zone* (PPFTZ) yang diisi oleh importir. Dokumen PIB-BC 2.0 dan PPBI-BC 2.3 diterima dari Bea dan Cukai dan berlaku sejak April 1997 berdasarkan Surat Keputusan Menteri Keuangan nomor 101/KMK.05/1997 tanggal 10 Maret 1997. Sejak tahun 2015, sumber data lainnya adalah catatan instansi lain, PT. POS Indonesia, dan survei ekspor perbatasan laut.

1.2 SISTEM PERDAGANGAN

Pencatatan data statistik ekspor-impor oleh Badan Pusat Statistik (BPS) berdasarkan ketentuan yang dikeluarkan oleh *United Nations Statistical Division* (UNSD), yaitu *International Merchandise Trade Statistics: Concept and Definitions* (IMTS series M no. 52 rev 2, 1998, *United Nations*) sehingga data statistik ekspor/impor bisa dibandingkan secara internasional. Pencatatan statistik ekspor dan impor menggunakan sistem perdagangan umum, seluruh barang yang keluar/masuk ke wilayah Indonesia dinyatakan sebagai ekspor/impor.

1.3 DAERAH PENCATATAN

Daerah pencatatan statistik dalam publikasi ini meliputi seluruh wilayah di Provinsi Riau.

1.4 RUANG LINGKUP

- a. Pencatatan statistik ekspor meliputi seluruh barang yang ke luar negeri dari wilayah Riau, baik yang bersifat komersial maupun bukan komersial, seperti bantuan barang kredit lunak, hadiah dan sebagainya.
- b. Pencatatan statistik impor meliputi seluruh barang dari luar negeri yang masuk ke wilayah Riau, baik yang bersifat komersial maupun bukan komersial, seperti barang-barang keperluan militer, hadiah dan sebagainya.
- c. Ekspor kapal laut dan pesawat udara beserta suku cadangnya termasuk dalam statistik ekspor sedangkan impor kapal laut dan pesawat beserta suku cadangnya termasuk statistik impor.
- d. Barang-barang yang diolah di luar negeri tetap dicatat sebagai ekspor, meskipun olahan barang itu akan kembali masuk ke wilayah Riau.
- e. Barang-barang luar negeri yang diolah atau diperbaiki di Riau tetap dicatat sebagai impor, meskipun olahan barang tersebut akan kembali ke luar negeri (*re-export*).
- f. Barang-barang di bawah ini tidak termasuk di dalam statistik ekspor:
 - 1) Pakaian dan barang-barang perhiasan penumpang
 - 2) Barang-barang yang dikirim untuk perwakilan Indonesia di luar negeri
 - 3) Barang-barang untuk ekspedisi dan eksibisi/pameran
 - 4) Pembungkus/peti kemas untuk diisi di luar negeri
 - 5) Uang dan surat-surat berharga
 - 6) Barang-barang contoh

g. Barang-barang di bawah ini tidak termasuk dalam statistik impor:

- 1) Pakaian dan barang-barang perhiasan penumpang.
- 2) Barang - barang untuk dipakai sendiri, kecuali lemari es, pesawat TV, dan sebagainya.
- 3) Barang - barang yang diimpor untuk keperluan perwakilan (kedutaan) suatu negara.
- 4) Barang-barang untuk ekspedisi dan eksibisi/pameran.
- 5) Sebagian barang - barang yang langsung diimpor oleh angkatan bersenjata.
- 6) Pembungkus/peti kemas.
- 7) Uang dan surat-surat berharga.
- 8) Barang-barang sebagai contoh.
- 9) Impor sementara.

1.5 KLASIFIKASI JENIS BARANG

Penggolongan barang yang digunakan dalam statistik ekspor maupun impor adalah mengacu pada Buku Tarif Kepabeanan Indonesia (BTKI) 2017 yang didasarkan atas *Harmonized System (HS) 2017* yang merupakan pembaruan dari HS tahun 2012. Versi yang terakhir ini mengalami perubahan yang relatif besar dibanding sistem pengkodean versi sebelumnya yaitu penggolongan barang dari 10 digit menjadi 08 digit serta perubahan pada penggolongan/pengelompokan barang maupun pendefinisiannya.

1.6 PERIODE REFERENSI

- a. Periode penentuan ekspor adalah tanggal diberikannya ijin muat barang tersebut oleh pejabat Bea dan Cukai setelah diadakan pemeriksaan seperlunya.

- b. Periode penentuan impor adalah tanggal penyelesaian oleh pejabat Bea dan Cukai yang terdapat dalam dokumen impor. Persyaratan fisik, seperti lokasi hotel dan kondisi bangunan;

1.7 NILAI BARANG

Nilai barang yang dicatat untuk statistik ekspor adalah merupakan nilai *Free On Board* (FOB) sedangkan untuk statistik impor menggunakan *Cost Insurance And Freight* (CIF), dalam dollar Amerika Serikat (US \$).

1.8 SATUAN BARANG

Berat barang ekspor maupun impor adalah berat bersih yang dinyatakan dalam satuan kilogram (Kg).

1.9 NEGARA TUJUAN

Negara tujuan adalah negara tujuan akhir (*last known destination*) yang diketahui dimana barang tersebut akan dikonsumsi atau diperdagangkan.

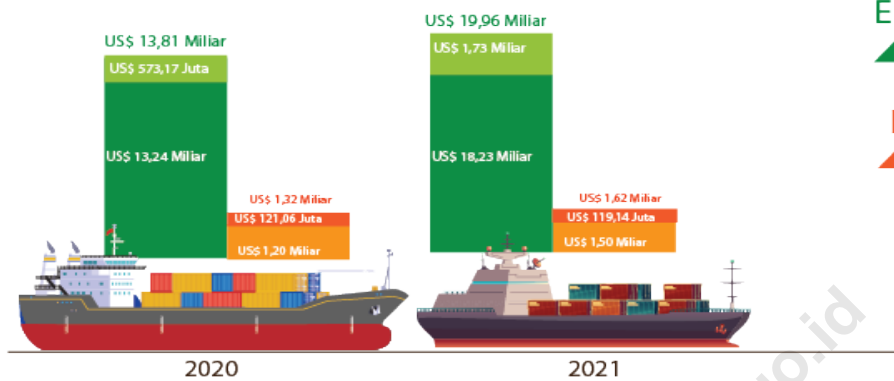
1.10 NEGARA ASAL

Negara asal adalah negara dimana barang-barang tersebut dihasilkan dan dokumennya telah diperiksa serta dinyatakan sesuai dengan peraturan yang berlaku oleh pejabat Bea dan Cukai.

1.11 PELABUHAN EKSPOR IMPOR

Pelabuhan ekspor adalah pelabuhan dimana surat izin muat tersebut dikeluarkan. Pelabuhan impor adalah pelabuhan dimana barang-barang dibongkar dari kapal pengangkut yang berasal dari luar negeri.

EKSPOR DAN IMPOR PROVINSI RIAU 2020 - 2021



EKSPOR
▲ 44,55 %

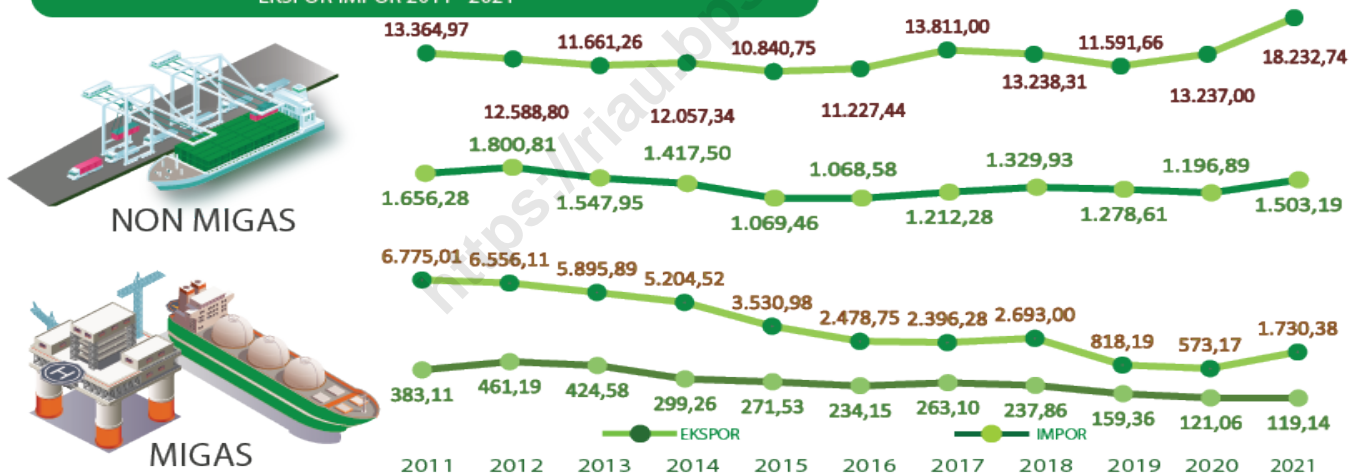
Jika dibandingkan dengan Tahun 2020

IMPOR
▲ 23,09 %

Jika dibandingkan dengan Tahun 2020

■ Ekspor Non Migas
■ Ekspor Migas
■ Impor Non Migas
■ Impor Migas

EKSPOR-IMPOR 2011 - 2021



NERACA PERDAGANGAN RIAU, 2011 - 2021



(Juta US\$)

Keterangan *) Angka Revisi

EKSPOR NON MIGAS 2021

Tiongkok 3.754,74
India 2.340,07
Malaysia 1.480,74
Belanda 1.150,32

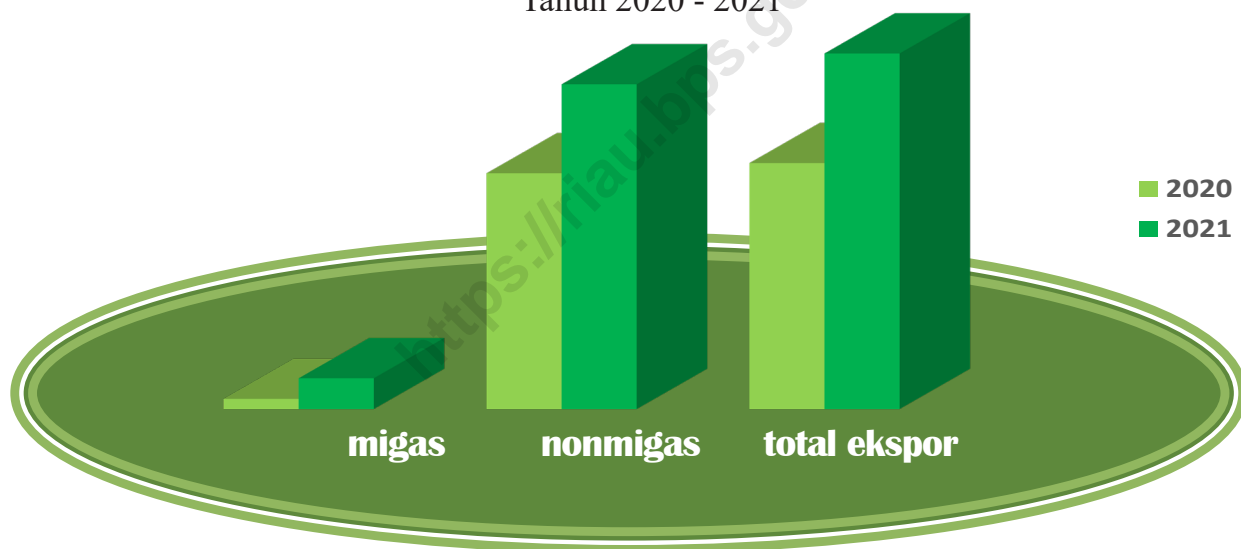
IMPOR NON MIGAS 2021

Tiongkok 411,40
Kanada 267,73
Singapura 150,26
Finlandia 106,38

2.1 EKSPOR

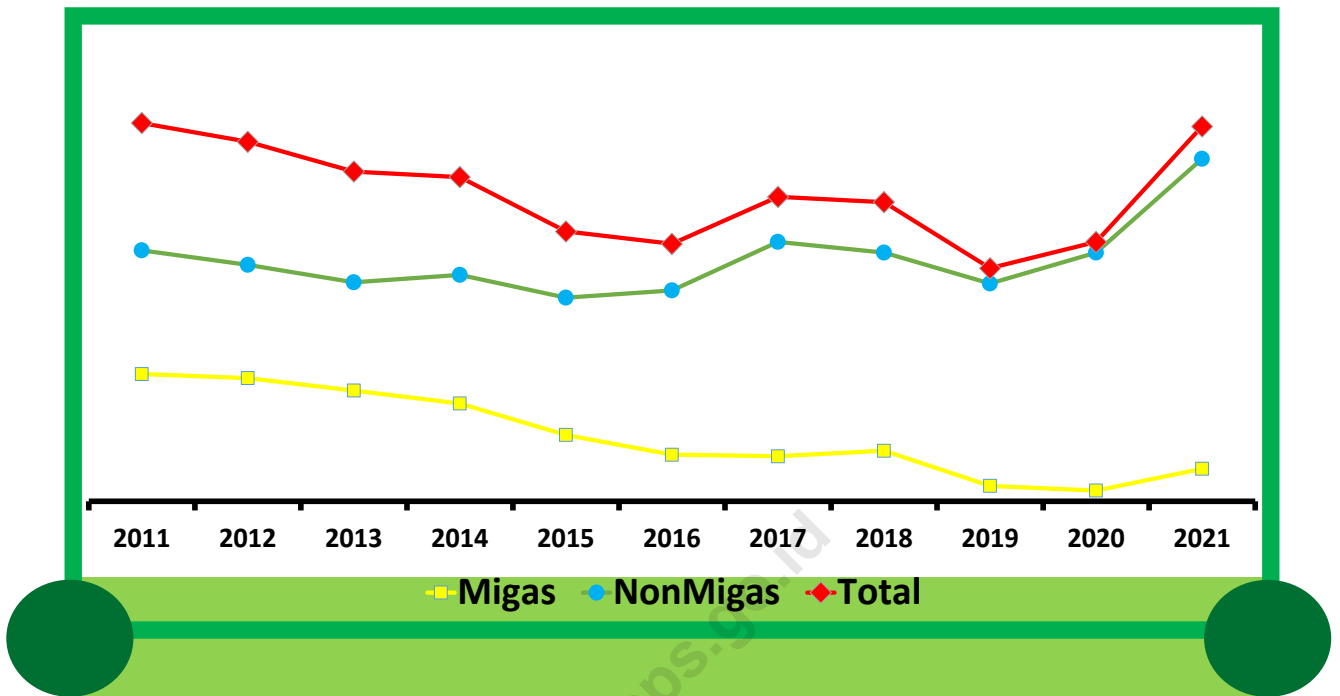
Selama tahun 2021 nilai ekspor Riau berdasarkan harga *Free On Board* (FOB) mencapai US\$ 19,96 miliar atau mengalami kenaikan sebesar 44,55 persen dibanding nilai ekspor tahun 2020 sebesar US\$ 13,81 miliar. Demikian juga dengan nilai ekspor migas dan nilai ekspor nonmigas Riau tahun 2021 mengalami kenaikan masing-masing sebesar 201,90 persen dan 37,74 persen. Ekspor migas dari US\$ 573,17 juta pada tahun 2020 menjadi US\$ 1,73 miliar pada tahun 2021, demikian juga nilai ekspor nonmigas dari US\$ 13,24 miliar tahun 2020 menjadi US\$ 18,23 miliar pada tahun 2021.

Gambar 1. Perbandingan Nilai Ekspor Riau Tahun 2020 - 2021



Selama dekade 2011-2021, perkembangan nilai ekspor Provinsi Riau secara umum cukup berfluktuatif. Pada periode 2011-2016 terjadi penurunan cukup tajam, dimana terjadi penurunan mulai tahun 2012 sebesar 4,94 persen dengan nilai US\$ 19.14 miliar, terus berlanjut sampai tahun 2016 dengan nilai US\$ 13.71 miliar. Setelah itu pada tahun 2017 naik sebesar 18,25 persen menjadi US\$ 16,21 miliar. Namun kembali turun hingga tahun 2019 dengan nilai sebesar US\$ 12,41 miliar. Pada tahun 2020 kembali meningkat sebesar 11,28 persen dengan nilai US\$ 13,81 miliar. Demikian juga pada tahun 2021 meningkat cukup signifikan sebesar 44,55 persen, yaitu nilai ekspor menjadi sebesar US\$ 19,96 miliar.

Gambar 2. Perkembangan Ekspor Riau Tahun 2011 - 2021



Pertumbuhan ekspor Riau tahun 2021 dibanding tahun 2020 mengalami kenaikan sebesar 44,55 persen. Jika dilihat perkembangan dari tahun ke tahun, tingkat pertumbuhan ekspor Riau tertinggi terjadi pada tahun 2021. Sebelumnya pertumbuhan tertinggi adalah tahun 2011 dengan pertumbuhan sebesar 35,25 persen, kemudian berlanjut tahun 2017 sebesar 18,25 persen, dan tahun 2020 sebesar 11,28 persen dibandingkan dengan tahun sebelumnya. Sedangkan penurunan nilai ekspor yang terbesar terjadi pada tahun 2019 sebesar 22,10 persen.

Selama tahun 2021, ekspor Riau menurut golongan barang utama (HS 2 digit) terbesar antara lain terjadi pada Lemak & Minyak Hewan/Nabati US\$ 11,48 miliar (57,48 persen), Berbagai Produk Kimia US\$ 1,86 miliar (9,31 persen), Bubur Kayu (Pulp) US\$ 1,75 miliar (8,77 persen), dan Kertas dan Karton US\$ 1,62 miliar (8,11 persen). Tidak jauh berbeda pada tahun 2020, ekspor Riau menurut golongan barang utama (HS 2 digit) terbesar antara lain terjadi pada Lemak & Minyak Hewan/Nabati US\$ 8,32 miliar (60,21 persen), Kertas dan Karton US\$ 1,63 miliar (11,80 persen), Bubur Kayu (Pulp) US\$ 1,19 miliar (8,61 persen), Berbagai Produk Kimia US\$ 951,09 juta (6,89 persen), dan Bahan Bakar Mineral US\$ 288,73 juta (2,09 persen).

Tujuan ekspor Provinsi Riau sebagian besar masih ke negara-negara di kawasan Asia (68,70 persen) seperti negara Tiongkok, India, Malaysia, Pakistan, Singapura, dan lain lain. Kemudian ke negara-negara di kawasan Eropa (16,85 persen) seperti negara Belanda, Spanyol, Italia, Rusia, Estonia, dan lain lain. Selanjutnya ke negara-negara kawasan Amerika (7,95 persen), seperti negara Amerika Serikat, Brazil, Colombia, Meksiko, Haiti, Peru, dan lain lain. Kawasan Afrika (6,17 persen), seperti negara Mesir, Kenya, Aljazair, Afrika Selatan, dan lain lain, sisanya ke negara-negara di kawasan Oceania (0,21 persen) dan Australia (0,12 persen).

Dilihat dari sebaran ekspor menurut kabupaten/kota tahun 2021, Kota Dumai masih mendominasi dengan nilai ekspor sebesar US\$ 15,65 miliar (78,41 persen) dari total nilai ekspor Provinsi Riau, disusul Kabupaten Siak Sri Indrapura sebesar US\$ 3,08 miliar (15,45 persen) dan Kabupaten Indragiri Hilir US\$ 345,45 juta (1,73 persen). Selebihnya tersebar di kabupaten/kota lainnya seperti terlihat pada Tabel 5.

2.2 IMPOR

Selama tahun 2021 nilai impor Riau berdasarkan harga *Cost Insurance And Freight* (CIF) mencapai US\$ 1.62 miliar atau mengalami peningkatan sebesar 23,09 persen dibanding nilai impor tahun 2020 sebesar US\$ 1,32 miliar. Demikian juga dengan nilai impor nonmigas Riau tahun 2021 mengalami peningkatan sebesar 25,59 persen, meskipun nilai impor migas Riau tahun 2021 mengalami penurunan 1,59 persen dibanding tahun sebelumnya. Impor nonmigas dari US\$ 1,20 miliar pada tahun 2020 naik menjadi US\$ 1,50 miliar pada tahun 2021. Sebaliknya nilai impor migas dari US\$ 121,06 juta tahun 2020 turun menjadi US\$ 119,14 juta pada tahun 2021.

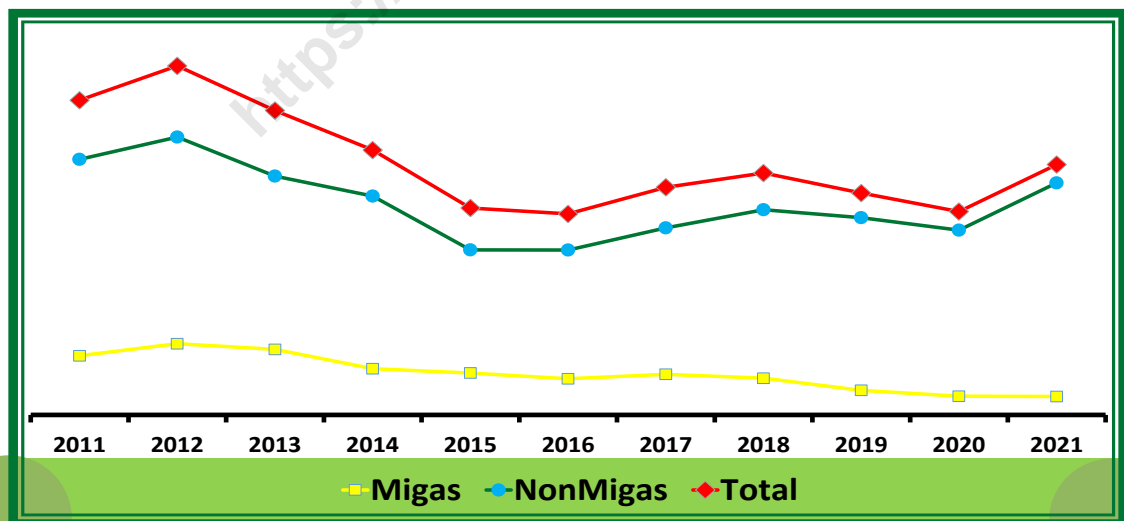
Perkembangan nilai impor Riau periode 2011-2021 cukup berfluktuasi. Pada tahun 2011 nilai impor Provinsi Riau sebesar US\$ 2,04 miliar, mengalami kenaikan pada tahun 2012 menjadi US\$ 2,26 miliar. Sebaliknya pada periode 2013 sampai tahun 2016, impor Riau terus mengalami penurunan. Nilai impor pada tahun 2013 sebesar US\$ 1,97 miliar turun 12,80 persen dibanding tahun 2012. Nilai impor tahun 2014 sebesar US\$ 1,72 miliar turun sebesar 12,97 persen dibanding tahun 2013. Nilai impor tahun 2015 sebesar US\$ 1,34 miliar turun sebesar 21,89 persen dibanding tahun 2014. Dan nilai impor tahun 2016 sebesar US\$ 1,30 miliar turun sebesar 2,85 persen dibanding tahun 2015.

Tahun 2017 impor Riau kembali meningkat dengan nilai impor sebesar US\$ 1,48 miliar atau meningkat sebesar 13,25 persen dibanding tahun 2016. Selanjutnya meningkat lagi pada tahun 2018 sebesar 6,26 persen menjadi US\$ 1,57 miliar. Pada tahun 2019 kembali turun sebesar 8,28 persen menjadi US\$ 1,44 miliar. Dan terus turun tahun 2020 sebesar 8,35 persen menjadi US\$ 1,32 miliar. Di tahun 2021 mengalami peningkatan sebesar 23,09 persen dibanding tahun 2020 menjadi US\$ 1,62 miliar.

Impor Provinsi Riau tahun 2021 didominasi oleh sektor non migas, seperti mesin-mesin/pesawat mekanik, pupuk, bahan kimia organik, bubur kayu (pulp), bahan kimia anorganik, dan sebagainya dengan nilai mencapai US\$ 1,50 miliar atau sebesar 92,66 persen dari total nilai impor Provinsi Riau. Sedangkan impor migas hanya sebesar US\$ 119,14 juta (7,34 persen).

Menurut kabupaten/kota tahun 2021, impor Kabupaten Siak berada di urutan teratas dengan nilai impor sebesar US\$ 868,44 juta atau 53,53 persen, diikuti oleh Kota Dumai sebesar US\$ 614,22 juta (37,86 persen), dan Kabupaten Indragiri Hilir sebesar US\$ 71,97 juta (4,44 persen). Sedangkan untuk kabupaten/kota lainnya, seperti tampak pada Tabel 19.

Gambar 3. Perkembangan Impor Riau Tahun 2010 - 2020



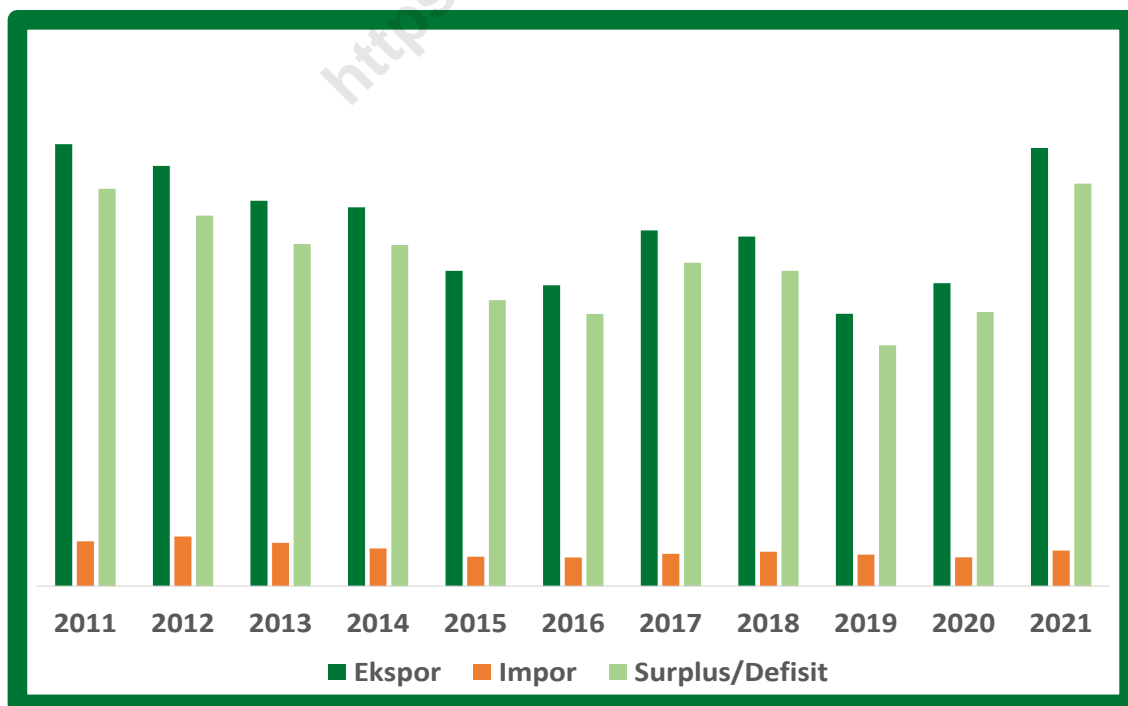
Menurut negara asal, impor Riau terutama dipasok dari negara-negara di kawasan Asia (59,07 persen), seperti: Tiongkok, Singapura, Malaysia, Oman, Thailand, dan lain lain. Diikuti oleh negara-negara di kawasan Eropa (18,25 persen) yaitu: Finlandia, Rusia, Jerman, Swedia, dan lain lain. Selanjutnya negara-negara di kawasan Amerika (19,30 persen) yaitu: Kanada, Amerika Serikat, Peru, dan lain lain, Kemudian Benua Australia (1,69 persen), kawasan Afrika (1,48 persen), dan kawasan Oceania (0,22 persen).

2.3 NERACA PERDAGANGAN

Neraca Perdagangan Provinsi Riau selama tahun 2011-2021 selalu surplus, yang artinya nilai ekspor lebih besar dari nilai impor. Neraca perdagangan Riau tahun 2021 merupakan yang terbesar yaitu surplus sebesar US\$ 18,34 miliar. Sebelumnya neraca perdagangan Riau yang terbesar adalah tahun 2011 surplus sebesar US\$ 18,10 miliar. Periode 2012 sampai 2016 neraca perdagangan Riau surplus dengan nilai yang menurun. Neraca perdagangan Riau pada tahun 2012 surplus sebesar US\$ 16,88 miliar turun 6,73 persen dibanding tahun 2011. Neraca perdagangan tahun 2014 surplus sebesar US\$ 15,55 miliar turun sebesar 0,25 persen dibanding tahun 2013. Neraca perdagangan tahun 2015 surplus sebesar US\$ 13,03 miliar turun sebesar 16,17 persen dibanding tahun 2013. Neraca perdagangan tahun 2016 surplus sebesar US\$ 12,40 miliar turun sebesar 4,81 persen dibanding tahun 2015.

Pada tahun 2017, neraca perdagangan Riau kembali meningkat sebesar 18,77 persen dibanding tahun 2016, dengan surplus sebesar US\$ 14,73 miliar. Tahun 2018 turun sebesar 2,50 persen dengan surplus sebesar US\$ 14,36 miliar, dan turun drastis pada tahun 2019 sebesar 23,61 persen dengan surplus sebesar US\$ 10,97 miliar. Pada tahun 2020 kembali naik sebesar 13,86 persen dengan surplus sebesar US\$ 12,49 miliar.

Gambar 4. Neraca Perdagangan Provinsi Riau, 2011 - 2021 (Miliar US\$)




EKSPOR DAN IMPOR PROVINSI RIAU 2021

NEGARA UTAMA TUJUAN EKSPOR RIAU




NEGARA UTAMA ASAL BARANG IMPOR KE RIAU



NERACA PERDAGANGAN RIAU, 2021

(Juta US\$)
Keterangan *) Angka Revisi



TABEL 1. Perkembangan Neraca Perdagangan Luar Negeri Provinsi Riau, 2011 - 2021 (Ribu US\$)

Tahun	Ekspor (FOB)	Impor (CIF)	Neraca Perdagangan
(1)	(2)	(3)	(4)
2011	20.139.981,40	2.039.386,60	18.100.594,80
2012	19.144.904,70	2.261.998,50	16.882.906,20
2013	17.557.157,09	1.972.524,97	15.584.632,12
2014	17.261.858,75	1.716.762,64	15.545.096,11
2015	14.371.733,95	1.340.991,42	13.030.742,53
2016	13.706.183,37	1.302.727,54	12.403.455,83
2017	16.207.279,35	1.475.382,80	14.731.896,55
2018	15.931.308,12	1.567.789,13	14.363.518,99
2019	12.409.847,71	1.437.967,19	10.971.880,53
2020	13.810.161,14	1.317.953,09	12.492.208,05
2021	19.963.112,16	1.622.328,05	18.340.784,11

Sumber : BPS Provinsi Riau

TABEL 2. Ekspor Bulanan Provinsi Riau, 2020 - 2021 (Ribu US\$)

Bulan	2020	2021	Perkembangan Tahunan
			(YoY) (%)
(1)	(2)	(3)	(4)
JANUARI	1.069.904,07	1.536.677,88	43,63
FEBRUARI	1.116.026,15	1.108.916,02	(0,64)
MARET	1.052.405,01	1.792.091,69	70,29
APRIL	920.542,13	1.604.494,70	74,30
MEI	955.125,13	1.783.472,83	86,73
JUNI	981.064,55	1.288.083,83	31,29
JULI	1.123.452,87	1.726.384,57	53,67
AGUSTUS	1.136.398,55	2.205.915,16	94,11
SEPTEMBER	1.200.422,37	1.667.888,18	38,94
OKTOBER	1.321.782,77	1.835.232,51	38,85
NOVEMBER	1.430.424,66	1.646.622,60	15,11
DESEMBER	1.502.612,91	1.767.332,18	17,62
JUMLAH	13.810.161,14	19.963.112,16	44,55

Sumber : BPS Provinsi Riau

TABEL 3. Perkembangan Ekspor Migas Dan Non Migas Provinsi Riau, 2011 - 2021 (Ribu US)

Tahun	Migas	Non Migas	Total
(1)	(2)	(3)	(4)
2011	6.775.013,70	13.364.967,70	20.139.981,40
2012	6.556.107,80	12.588.796,86	19.144.904,66
2013	5.895.893,47	11.661.263,62	17.557.157,09
2014	5.204.520,06	12.057.338,69	17.261.858,75
2015	3.530.979,82	10.840.754,12	14.371.733,95
2016	2.478.745,00	11.227.438,37	13.706.183,37
2017	2.396.275,28	13.811.004,07	16.207.279,35
2018	2.693.001,34	13.238.306,77	15.931.308,12
2019	818.192,01	11.591.655,70	12.409.847,71
2020	573.165,52	13.236.995,62	13.810.161,14
2021	1.730.375,99	18.232.736,17	19.963.112,16

Sumber : BPS Provinsi Riau

TABEL 4. Ekspor Provinsi Riau Menurut Kelompok Barang, 2020 - 2021

Kelompok Barang	2020		2021	
	Volume (Ribuan Kg)	Nilai (Ribuan US\$)	Volume (Ribuan Kg)	Nilai (Ribuan US\$)
(1)	(2)	(3)	(4)	(5)
Migas	1.827.154,79	573.165,52	3.408.013,90	1.730.375,99
Minyak Mentah	935.959,52	284.430,72	2.537.958,00	1.144.179,52
Hasil Minyak	891.195,27	288.734,80	870.055,90	586.196,47
Gas Alam	0,00	0,00	0,00	0,00
Non Migas	23.545.863,88	13.236.995,62	22.525.729,31	18.232.736,17
Hasil Pertanian	1.727.052,33	202.051,72	1.769.666,21	205.455,06
Hasil Industri	21.818.811,55	13.034.943,90	20.756.063,09	18.027.281,11
Hasil Tambang	0,00	0,00	0,00	0,00
RIAU	25.373.018,67	13.810.161,14	25.933.743,21	19.963.112,16

Sumber : BPS Provinsi Riau

TABEL 5. Ekspor Provinsi Riau Menurut Golongan Barang HS 2 Diji, 2020 - 2021

Golongan Barang	2020		2021	
	Volume (Ribu Kg)	Nilai (Ribu US\$)	Volume (Ribu Kg)	Nilai (Ribu US\$)
(1)	(2)	(3)	(4)	(5)
Migas	1.827.154,79	573.165,52	3.408.013,90	1.730.375,99
Minyak Mentah	935.959,52	284.430,72	2.537.958,00	1.144.179,52
Bahan Bakar Mineral (27)	935.959,52	284.430,72	2.537.958,00	1.144.179,52
Hasil Minyak	891.195,27	288.734,80	870.055,90	586.196,47
Bahan Bakar Mineral (27)	891.195,27	288.734,80	870.055,90	586.196,47
Non Migas	23.545.863,88	13.236.995,62	22.525.729,31	18.232.736,17
Hasil Pertanian	1.727.052,33	202.051,72	1.769.666,21	205.455,06
Bahan-bahan Nabati (14)	1.425.979,74	137.084,68	1.525.515,08	148.339,69
Buah-buahan (08)	290.706,37	59.569,45	232.847,23	51.645,25
Ikan dan Udang (03)	7.894,24	4.758,88	6.424,15	3.511,96
Sayuran (07)	2.240,65	265,75	3.926,52	1.465,59
Biji-bijian Berminyak (12)	15,95	340,51	8,70	318,06
Kopi, Teh, Rempah-rempah (09)	66,98	12,58	319,69	86,68
Susu, Mentega, Telur (04)	13,20	9,26	57,45	46,22
Lak,Getah, dan Damar (13)	135,00	10,52	212,40	26,51
Pohon Hidup, dan Bunga Potong (06)	0,20	0,07	355,00	15,11

Sumber : BPS Provinsi Riau

LANJUTAN TABEL 5.

Golongan Barang	2020		2021	
	Volume (RibU Kg)	Nilai (RibU US\$)	Volume (RibU Kg)	Nilai (RibU US\$)
(1)	(2)	(3)	(4)	(5)
Non Migas	23.545.863,88	13.236.995,62	22.525.729,31	18.232.736,17
Hasil Industri	21.818.811,55	13.034.943,90	20.756.063,09	18.027.281,11
Lemak & Minyak Hewan/ Nabati (15)	12.601.588,38	8.315.591,01	10.998.420,37	11.475.593,20
Berbagai Produk Kimia (38)	1.367.850,77	951.092,26	1.681.605,48	1.859.038,59
Bubur Kayu (Pulp) (47)	2.877.950,99	1.189.738,65	3.235.750,06	1.750.698,66
Kertas dan Karton (48)	2.561.941,21	1.629.836,64	2.358.006,63	1.618.917,82
Bahan Kimia Organik (29)	355.540,76	254.827,72	390.255,53	421.785,97
Ampas dan Sisa Industri Makanan (23)	1.661.525,62	220.059,64	1.682.576,42	302.718,86
Serat Stapel Buatan (55)	134.489,60	138.399,03	134.828,84	233.324,41
Berbagai Makanan Olahan (21)	111.160,12	168.175,26	128.275,08	206.586,75
Tembakau (24)	1.900,52	69.895,39	2.317,56	80.037,34
Kayu, Barang dari Kayu (44)	42.325,85	16.491,08	41.580,44	20.147,33
Buah-buahan (08)	31.842,95	19.919,09	29.711,64	18.784,47
Minuman (22)	10.644,71	9.029,55	11.735,60	10.749,28
Hasil Penggilingan (11)	11.260,99	10.627,86	6.617,51	10.156,01
Olahan dari Buah-buahan/ Sayuran (20)	7.332,31	7.155,93	8.009,73	7.743,19
Bahan Kimia Anorganik (28)	27.471,00	1.413,81	33.138,00	2.798,78
Hasil Industri Lainnya	1.434,82	3.299,34	1.177,45	1.027,72
RIAU	25.373.018,67	13.810.161,14	25.933.743,21	19.963.112,16

Sumber : BPS Provinsi Riau

TABEL 6. Ekspor Provinsi Riau Menurut Kabupaten/Kota Dan Pelabuhan Muat, 2020 - 2021

Kabupaten/Kota Pelabuhan Muat	2020		2021	
	Volume (RibU Kg)	Nilai (RibU US\$)	Volume (RibU Kg)	Nilai (RibU US\$)
(1)	(2)	(3)	(4)	(5)
Indragiri Hulu	27.602,77	13.667,87	3.001,46	2.071,01
Rengat	27.602,77	13.667,87	3.001,46	2.071,01
Indragiri Hilir	525.963,99	349.331,30	465.779,78	345.453,86
Sungai Guntung	328.821,26	259.480,60	259.469,80	276.475,29
Kuala Gaung	112.318,61	22.374,69	104.761,71	23.662,87
Kuala Enok	56.583,88	32.302,26	62.285,36	33.761,79
Tembilahan	19.169,15	7.039,22	37.767,75	8.196,61
Pulau Kijang	9.071,09	28.134,53	1.495,15	3.357,31
Siak Sri Indrapura	5.271.130,09	2.623.749,51	5.333.772,29	3.084.149,68
Buatan	2.933.138,61	1.298.002,47	2.936.489,99	1.795.776,70
Perawang	1.940.253,79	1.281.940,64	1.641.869,67	1.151.446,89
Siak Sri Indrapura	397.737,69	43.806,40	612.231,63	65.231,96
Lalang Terminal, ST	-	-	143.181,00	71.694,12
Bengkalis	889.692,55	399.819,13	1.592.248,34	862.188,45
Sungai Pakning	819.074,00	389.204,21	1.583.907,14	860.721,14
Tanjung Medang	7.357,20	720,73	6.208,17	900,20
Bengkalis	63.261,35	9.894,19	2.133,02	567,10

Sumber : BPS Provinsi Riau

LANJUTAN TABEL 6.

Kabupaten/Kota Pelabuhan Muat	2019		2020	
	Volume (RibU Kg)	Nilai (RibU US\$)	Volume (RibU Kg)	Nilai (RibU US\$)
(1)	(2)	(3)	(4)	(5)
Rokan Hilir	3.559,69	2.980,73	3.052,64	2.099,21
Panipahan	3.467,24	2.914,10	2.809,91	1.908,17
Bagan Siapi Api	92,45	66,63	242,73	191,04
Kepulauan Meranti	41.183,91	6.652,12	37.132,97	7.118,65
Selat Panjang	41.183,91	6.652,12	37.132,97	7.118,65
Pekanbaru	116.787,95	20.228,81	37.774,27	6.252,95
Pekanbaru (Rumbai)	102.777,22	10.179,58	33.452,93	2.845,69
Pekanbaru	13.930,09	10.020,17	4.321,34	3.407,26
Simpang Tiga (U)	80,64	29,06	-	-
Dumai	18.497.097,73	10.393.731,67	18.460.981,47	15.653.778,35
Dumai	18.497.097,73	10.393.731,67	18.460.981,47	15.653.778,35
JUMLAH	25.373.018,67	13.810.161,14	25.933.743,21	19.963.112,16

Sumber : BPS Provinsi Riau

TABEL 7. Ekspor Provinsi Riau Menurut Kawasan 2020-2021

Kawasan	2020		2021	
	Volume (Ribu Kg)	Nilai (Ribu US\$)	Volume (Ribu Kg)	Nilai (Ribu US\$)
(1)	(2)	(3)	(4)	(5)
ASIA	17.994.834,71	9.330.381,93	19.132.457,88	13.714.921,32
EROPA	4.586.817,27	2.626.731,90	3.903.884,96	3.364.121,31
AMERIKA	1.237.793,14	923.404,95	1.485.017,16	1.586.946,88
AFRIKA	1.270.800,95	849.345,27	1.208.945,96	1.231.498,39
AUSTRALIA & OCEANIA	282.772,60	80.297,09	203.437,25	65.624,26
JUMLAH	25.373.018,67	13.810.161,14	25.933.743,21	19.963.112,16

Sumber : BPS Provinsi Riau

TABEL 8. Ekspor Provinsi Riau ke Kawasan Asia, 2020 - 2021

Negara Tujuan	2020		2021	
	Volume (RibU Kg)	Nilai (RibU US\$)	Volume (RibU Kg)	Nilai (RibU US\$)
(1)	(2)	(3)	(4)	(5)
Tiongkok	5.005.230,29	2.383.769,32	5.545.021,94	3.754.741,21
India	2.968.457,36	1.774.367,65	2.325.708,93	2.340.069,41
Malaysia	1.658.775,56	816.604,21	2.181.592,11	1.480.738,40
Pakistan	1.104.919,98	739.524,00	870.438,93	905.734,96
Singapura	1.100.768,92	592.320,57	1.230.348,99	780.429,72
Vietnam	676.062,17	468.156,44	896.343,29	772.549,36
Bangladesh	697.078,38	410.148,00	821.753,35	730.797,28
Korea Selatan	874.684,23	390.222,69	1.013.530,13	610.216,47
Philipina	512.707,28	359.965,74	482.246,64	456.390,28
Jepang	1.437.724,27	314.588,02	1.730.832,93	419.412,65
Thailand	320.679,96	103.526,81	665.463,04	287.349,81
Turki	384.539,44	232.668,47	220.247,08	249.591,61
Myanmar	401.619,59	261.225,36	244.623,82	244.739,22
Uni Emirat Arab	203.694,24	106.576,13	266.845,80	219.143,37
Saudi Arabia	253.731,45	106.998,52	214.196,55	116.833,50
Taiwan	94.532,95	63.011,04	168.064,34	104.969,47
ASIA LAINNYA	299.628,65	206.708,97	255.200,00	241.214,63
JUMLAH	17.994.834,71	9.330.381,93	19.132.457,88	13.714.921,32

Sumber : BPS Provinsi Riau

TABEL 9. Ekspor Provinsi Riau ke Kawasan Eropa, 2020 - 2021

Negara Tujuan	2020		2021	
	Volume (Ribu Kg)	Nilai (Ribu US\$)	Volume (Ribu Kg)	Nilai (Ribu US\$)
(1)	(2)	(3)	(4)	(5)
Belanda	1.747.025,08	774.711,08	1.649.179,67	1.150.324,39
Spanyol	728.832,85	474.971,74	749.475,77	745.017,01
Italia	729.371,82	462.902,60	493.099,40	462.506,07
Rusia	451.337,24	300.810,67	237.075,68	243.615,68
Estonia	140.646,71	97.618,34	195.486,18	202.343,60
Ukraina	157.052,25	100.683,38	166.567,41	171.867,37
Belgia	73.649,74	48.953,99	131.476,51	113.812,69
Yunani	100.696,96	72.047,39	83.745,39	76.720,52
Perancis	225.626,86	136.968,15	68.520,09	75.446,36
Jerman	48.119,23	33.908,25	45.184,31	47.619,51
Inggris	58.967,01	39.629,65	31.532,80	26.836,23
Latvia	30.498,01	20.529,78	21.158,91	23.440,70
Polandia	25.509,68	17.819,05	13.980,58	10.109,37
Rumania	7.461,12	4.811,72	4.192,70	2.689,67
Kroasia	21.269,07	14.321,16	3.272,66	2.498,04
Slovenia	12.518,19	7.369,03	2.833,97	1.888,17
EROPA LAINNYA	28.235,44	18.675,93	7.102,94	7.385,94
JUMLAH	4.586.817,27	2.626.731,90	3.903.884,96	3.364.121,31

Sumber : BPS Provinsi Riau

TABEL 10. Ekspor Provinsi Riau ke Kawasan Amerika, 2020 - 2021

Negara Tujuan	2020		2021	
	Volume (Ribukg)	Nilai (Ribu US\$)	Volume (Ribukg)	Nilai (Ribu US\$)
(1)	(2)	(3)	(4)	(5)
Amerika Serikat	680.684,24	525.360,31	877.235,02	950.764,33
Brazil	278.484,88	204.344,03	232.976,55	274.712,66
Colombia	963,62	934,61	81.896,66	91.606,89
Meksiko	85.668,00	58.129,18	78.586,61	72.776,60
Haiti	90.841,51	63.184,66	70.263,57	73.772,92
Peru	27.888,51	21.093,38	33.371,76	32.246,22
Kanada	22.557,39	15.697,65	24.924,04	18.212,48
Ekuador	5.691,39	3.928,37	22.275,87	22.260,48
Honduras	5.087,42	3.411,56	19.199,44	20.460,15
Panama	946,06	564,45	12.257,80	2.229,57
Trinidad & Tobago	3.810,51	3.357,26	6.601,13	5.832,17
Guatemala	14.115,57	9.718,70	5.854,33	5.873,34
Rep Dominica	2.980,34	2.029,30	4.134,30	3.282,62
Chili	6.293,27	3.893,37	4.126,53	3.022,05
Jamaica	2.957,42	2.090,44	3.429,75	3.894,20
AMERIKA LAINNYA	8.823,00	5.667,68	7.883,79	6.000,19
JUMLAH	1.237.793,14	923.404,95	1.485.017,16	1.586.946,88

Sumber : BPS Provinsi Riau

TABEL 11. Ekspor Provinsi Riau ke Kawasan Afrika, 2020 - 2021

Negara Tujuan	2020		2021	
	Volume (Ribu Kg)	Nilai (Ribu US\$)	Volume (Ribu Kg)	Nilai (Ribu US\$)
(1)	(2)	(3)	(4)	(5)
Mesir	607.039,05	405.332,52	570.408,12	599.998,86
Kenya	226.532,88	159.032,89	102.654,66	101.099,94
Aljazair	48.744,47	30.703,41	96.255,00	94.599,96
Tanzania	109.466,01	65.448,68	81.441,32	79.303,26
Afrika Selatan	42.233,83	27.961,39	70.152,16	78.767,25
Djibouti	43.274,07	27.409,45	65.562,79	68.573,38
Sudan	60.193,34	42.330,41	51.340,13	51.953,89
Togo	23.901,44	16.155,11	45.196,57	47.327,07
Nigeria	22.300,86	12.666,08	25.581,79	15.575,62
Tunisia	4.433,04	3.364,36	22.463,53	23.644,63
Liberia	19.300,52	14.211,06	21.672,08	22.556,67
Benin	4.809,18	3.196,80	12.050,82	11.340,73
Congo d.r.	1.185,13	1.083,64	6.568,85	6.938,33
Mozambique	12.735,81	8.049,19	6.444,79	6.039,27
Ghana	10.567,77	7.869,49	5.971,30	4.454,65
Pantai Gading	9.820,66	6.907,07	3.934,60	2.757,54
AFRIKA LAINNYA	24.262,90	17.623,72	21.247,45	16.567,36
JUMLAH	1.270.800,95	849.345,27	1.208.945,96	1.231.498,39

Sumber : BPS Provinsi Riau

TABEL 12. Ekspor Provinsi Riau ke Kawasan Australia & Oceania, 2020 - 2021

Negara Tujuan	2020		2021	
	Volume (Ribukg)	Nilai (Ribu US\$)	Volume (Ribukg)	Nilai (Ribu US\$)
(1)	(2)	(3)	(4)	(5)
AUSTRALIA	61.148,41	36.271,39	30.823,19	24.246,82
Australia	61.148,41	36.271,39	30.823,19	24.246,82
OCEANIA	221.624,19	44.025,70	172.614,06	41.377,43
Selandia Baru	218.693,47	41.906,97	169.865,80	39.429,65
Kaledonia Baru	921,63	678,19	1.001,55	797,19
Fiji	1.071,98	670,71	992,12	568,68
Samoa	227,27	173,76	189,07	130,59
Guam	204,73	204,34	188,22	175,60
OCEANIA LAINNYA	505,11	391,73	377,30	275,73
JUMLAH	282.772,60	80.297,09	203.437,25	65.624,26

Sumber : BPS Provinsi Riau

TABEL 13. Perkembangan Ekspor Provinsi Riau Menurut Kabupaten/Kota Dan Pelabuhan Muat, 2020 - 2021 (Ribu US)

Kabupaten/Kota Pelabuhan Muat	2020	2021	Perkembangan (%)
(1)	(2)	(3)	(4)
Indragiri Hulu	13.667,87	2.071,01	(84,85)
Rengat	13.667,87	2.071,01	(84,85)
Indragiri Hilir	349.331,30	345.453,86	(1,11)
Sungai Guntung	259.480,60	276.475,29	6,55
Kuala Gaung	22.374,69	23.662,87	5,76
Kuala Enok	32.302,26	33.761,79	4,52
Tembilahan	7.039,22	8.196,61	16,44
Pulau Kijang	28.134,53	3.357,31	(88,07)
Siak Sri Indrapura	2.623.749,51	3.084.149,68	17,55
Buatan	1.298.002,47	1.795.776,70	38,35
Perawang	1.281.940,64	1.151.446,89	(10,18)
Siak Sri Indrapura	43.806,40	65.231,96	48,91
Lalang Terminal, ST	-	71.694,12	-
Bengkalis	399.819,13	862.188,45	115,64
Sungai Pakning	389.204,21	860.721,14	121,15
Tanjung Medang	720,73	900,20	24,90
Bengkalis	9.894,19	567,10	(94,27)

Sumber : BPS Provinsi Riau

LANJUTAN TABEL 13.

Kabupaten/Kota Pelabuhan Muat	2020	2021	Perkembangan (%)
(1)	(3)	(4)	(5)
Rokan Hilir	2.980,73	2.099,21	(29,57)
Panipahan	2.914,10	1.908,17	(34,52)
Bagan Siapi Api	66,63	191,04	186,73
Kepulauan Meranti	6.652,12	7.118,65	7,01
Selat Panjang	6.652,12	7.118,65	7,01
Pekanbaru	20.228,81	6.252,95	(69,09)
Pekanbaru (Rumbai)	10.179,58	2.845,69	(72,05)
Pekanbaru	10.020,17	3.407,26	(66,00)
Simpang Tiga (U)	29,06	-	(100,00)
Dumai	10.393.731,67	15.653.778,35	50,61
Dumai	10.393.731,67	15.653.778,35	50,61
JUMLAH	13.810.161,14	19.963.112,16	44,55

Sumber : BPS Provinsi Riau

TABEL 14. Ekspor Provinsi Riau Menurut *Harmonized System (HS)* 2017 Dan Komoditas, Tahun 2021

Kode HS	Komoditas	Volume (Ribuan Kg)	Nilai (Ribuan US \$)
(1)	(2)	(3)	(4)
15119037	Liquid fractions of refined palm oil, with iodine value 55 or more but less than 60	4.187.420,42	4.371.598,01
15119020	Refined palm oil	3.357.589,78	3.461.579,56
15111000	Crude palm oil	1.569.682,71	1.697.112,38
15119031	Solid fractions of refined palm oil, with iodine value 30 or more, but less than 40	778.937,98	802.301,46
15132995	Palm kernel oil, RBD	305.080,79	408.021,57
15200010	Crude glycerol	274.805,77	134.640,82
15119032	Solid fractions of refined palm oil, with iodine value exceeding 40	104.504,74	109.330,57
15132991	Solid fractions of refined palm kernel oil, not chemically modified	85.353,48	126.221,86
15132994	Palm kernel olein, refined, bleached and deodorized (RBD)	82.010,44	97.870,90
15119039	Liquid fractions of refined palm oil, in packing of a net weight exceeding 25 kg, with iodine value more than 60	55.947,82	56.936,16
15179069	Oth liquid mixtures or preparations of vegetable fats or oils or of their fractions, oth than 15179061-68	35.999,72	43.829,66
15162013	Vegetable fats and oils & their fractions of oil palm fruit, oth than crude, reesterified, but not further prepared	35.697,26	30.133,83
15220090	Residues resulting from the treatment of fatty substances or animal or vegetable waxes	30.362,90	25.240,03
15180060	Inedible mixtures/preparations of animal fats/oils or of fractions thereof and vegetable fats/oils/fractions thereof	29.423,83	24.142,91
15132110	Crude oil of palm kernel	22.898,20	34.251,39
15131990	Coconut (copra) oil and its fractions, not chemically modified, oth than crude oil and oth than 15131910	16.125,88	23.377,95
15162046	Vegetable fats & oils & their fractions of palm oil fruit, hydrogenated, in oth forms, not further prepared	15.757,99	14.528,19
15131100	Crude oil of coconut (copra) oil	4.000,63	5.453,35

Sumber : BPS Provinsi Riau

LANJUTAN TABEL 14.

Kode HS	Komoditas	Volume (Ribukg)	Nilai (Ribukg US \$)
(1)	(2)	(3)	(4)
15131910	Fractions of unrefined coconut oil, not chemically modified	3.539,69	5.435,78
15180031	Inedible mixtures or preparations of the palm oil fruits or of palm oil kernels	2.600,30	2.848,31
15179090	oth mixtures or preparations of animal fats or oils or of their fractions, nec in 151790	680,05	738,53
27090010	Crude petroleum oils	2.537.958,00	1.144.179,52
27101941	Lubricating oil basestock	354.774,86	325.859,56
27101979	Other fuel oils	325.141,77	190.025,93
27131100	Petroleum coke,not calcined	164.844,66	56.805,70
27101981	Aviation turbine fuel (jet fuel) having a flash point of 23-c or more	25.294,61	13.505,27
47032900	Chemical wood pulp, soda or sulphate, other than dissolving grades, semibleached or bleached from Nonconiferous	2.139.507,77	1.043.001,82
47020000	Chemical wood pulp, dissolving grades.	1.087.342,29	703.872,21
47031900	Chemical wood pulp, soda or sulphate, other than dissolving grades, unbleached from Nonconiferous	8.900,00	3.824,63
48025690	Oth paper&paperboard of a kind used for writing,printing&oth graphic purposes, oth thn multy-ply paper	950.373,26	641.148,01
48025590	Oth paper and paperboard of a kind used for writing, printing and other graphic purposes, other than multi-ply paper	648.048,33	389.692,98
48030090	Toilet/facial tissue stock, towel or napkin stock and similar paper of oth than of cellulose	351.195,69	328.613,08
48025790	Oth paper&paperboard used for writing, printing and other graphic purposes, oth thn multi-ply paper	339.332,58	206.841,68
48025891	Oth fancy paper&paperboard used for writing, printing & oth graphic purposes,weighing >150g/m2 but < 225g/m2	27.403,07	19.731,37
48025899	Oth fancy paper&paperboard used for writing, printing & oth graphic purposes,weighing <150g/m2 but > 225g/m2	16.969,67	12.365,33

Sumber : BPS Provinsi Riau

LANJUTAN TABEL 14.

Kode HS	Komoditas	Volume (Ribuan Kg)	Nilai (Ribuan US \$)
(1)	(2)	(3)	(4)
48051990	Fluting paper other than semichemical and straw, other than weighing more than 150 g/m ² but less than 225 g/m ²	10.853,57	5.193,87
48181000	Toilet paper	6.719,72	6.909,53
48182000	Handkerchiefs, cleansing or facial tissues and towels	6.663,60	8.132,78
48051910	Fluting paper other than semichemical and straw, weighing more than 150 g/m ² but less than 225 g/m ²	398,65	188,27
48183020	Serviettes	26,59	25,09
48119099	Other than floor covering and matted paper other than in rolls <15cm of which no side >36 cm	21,90	75,85
23066010	Palm nuts or kernels, ground or in the form of pellets	1.205.492,89	185.934,00
23066090	Palm nuts or kernels, other than ground or in the form of pellets	433.286,82	97.721,64
23065000	Of coconut or copra	24.431,99	4.932,48
23069090	Other than maize (corn) germ	19.316,76	14.112,54
23012090	Flours, meals & pellets, of crustaceans/molluscs/ other aquatic invertebrates, with a protein > 60 % by weight	46,00	11,52
23099011	Complete feed of a kind suitable for poultry	1,96	6,69
38231990	Other industrial monocarboxylic fatty acids, acid oils from refining	551.482,67	654.249,92
38231920	Industrial monocarboxylic fatty acids, acid oils from refining, other, Palm fatty acid distillate	413.118,60	399.986,11
38231910	Industrial monocarboxylic fatty acids, acid oils from refining, other, acid oils from refining	310.622,26	259.431,08
38237090	Industrial fatty alcohols other than in the form of wax	156.795,44	268.417,07
38249991	Naphthenic acids, their water insoluble salts and their esters	111.361,54	130.714,68
38231100	Stearic acid	46.217,86	45.400,86
38231200	Oleic acid	24.638,83	39.925,84
38231930	Industrial monocarboxylic fatty acids, acid oils from refining other Palm kernel fatty acid distillate	23.767,59	20.687,01

Sumber : BPS Provinsi Riau

LANJUTAN TABEL 14.

Kode HS	Komoditas	Volume (RibU Kg)	Nilai (RibU US \$)
(1)	(2)	(3)	(4)
38260022	Biodiesel, not containing petroleum oil, Coconut methyl ester (CME), With ester alkyl content exceeding 98 %	23.584,26	24.801,52
38260021	Biodiesel, not contain petroleum oil, Coconut methyl ester (CME), With ester alkyl content 96.5% or more but <98 %	15.999,77	15.420,49
38256900	Other wastes from chemical or allied industries other mainly containing organic constituents	4.016,69	4,02
14049091	Palm kernel shells	1.525.129,08	148.239,02
14049020	Vegetable products nec or included of a kind used primarily in tanning or dyeing, oth than cotton linters	386,00	100,66
29159020	Lauric acid, myristic acid, their salts & esters	171.601,63	196.848,35
29054500	Glycerol	137.658,71	109.237,00
29159090	Saturated acyclic monocarboxylic acids & their anhydrides, halides, peroxides & peroxyacids, oth than HS 2915.11.00-2915.90.40	59.056,75	89.189,80
29157010	Palmitic acid, its salts & esters	15.457,05	14.761,60
29051700	Dodecan-1-ol (lauryl alcohol), hexadecan-1-ol (cetyl alcohol) & octadecan-1-ol (stearyl alcohol)	5.441,42	10.442,88
29157020	Stearic acid	979,97	1.220,00
29159030	Caprylic acid, its salts & esters	60,00	86,34
08011990	Coconuts, oth desiccated, or dried, In the inner shell (endocarp), oth young coconut	188.812,94	41.413,76
08011200	Coconuts In the inner shell (endocarp)	40.651,00	9.052,05
08011100	Coconuts, desiccated and dried	29.708,93	18.783,88
08045030	Mangosteens, fresh or dried	1.595,45	517,05
08028000	Areca nuts	968,95	329,83
08039090	Bananas, including plantains, fresh or dried, oth than lady's finger banana	353,37	101,12
08029000	Oth nuts, ot Almonds, Hazelnuts, Walnuts, Chesnuts, Pistachios, Macadamia nuts, Kola nuts, fresh/dried, won shelled/peeled	251,00	211,05
08055020	Limes (Citrus aurantifolia, Citrus latifolia), fresh or dried	189,42	14,45
08109094	Pomegranate, soursop/sweetsops, bell fruit, marian plum, passion fruit, cottonfruit, jujube and tampoi or rambai	8,31	1,39

Sumber : BPS Provinsi Riau

LANJUTAN TABEL 14.

Kode HS	Komoditas	Volume (Ribu Kg)	Nilai (Ribu US \$)
(1)	(2)	(3)	(4)
08109091	Salacca (snake fruit), fresh	5,81	2,38
08072000	Papaws (papayas), fresh	4,00	0,48
08044000	Avocados, fresh or dried	3,48	0,53
08119000	Fruit & nuts, uncooked or cooked by steaming/ boiling, frozen, won cont added sugar or oth, oth than HS 081110-0820	2,71	0,59
08031000	Bananas, including plantains, fresh or dried	2,00	0,99
08109050	Jackfruit (including Cempedak and Nangka), fresh	1,50	0,19
55041000	Fibres, artificial staple fibres, of viscose, not carded, combed or otherwise processed for spinning	128.646,90	218.382,42
55101100	Containing 85 % or more by weight of artificial staple fibres, single yarn	6.181,93	14.941,99
21069099	Other Food preparations not elsewhere specified or included, oth than HS 21069091 - 21069098	122.578,75	190.226,12
21069055	oth, composite concentrates for simple dilution with water to make beverages	5.685,66	16.355,48
21021000	Active yeasts	10,67	5,16
44029010	Wood charcoal of coconut shell, whether or not agglomerated.	17.382,31	8.388,43
44029090	Wood charcoal other of coconut shell, whether or not agglomerated.	12.952,40	2.388,14
44123100	Oth plywood,consis solely sheets of wood(exc bamboo),each ply <= 6 mm thick,w/at least one outer ply of tropical wood	9.332,09	8.071,15
44092900	Other than of bamboo&tropical wood cotinuously shaped along any of its edgee,ends/faces,won planed,sanded or end-jointed	717,18	462,47
44129400	Oth plywood,consis solely of sheets of wood(oth thn bamboo),each ply >6 mm thickness,Blockboard,laminboard & battenboard	636,59	401,93
44123400	Oth ply,exc bamboo,each ply < 6 mm thick,oth,w/ at least one outer ply nonconiferous not specified subhead 4412.33	261,83	245,25
44072996	Tropical wood, of rubber (Hevea brasiliensis), planed, sanded or end-jointed	298,03	189,95
28331100	Disodium sulphate	33.138,00	2.798,78
22021090	oth than sparkling mineral waters or aerated waters, flavoured	7.155,88	8.197,04

Sumber : BPS Provinsi Riau

LANJUTAN TABEL 14.

Kode HS	Komoditas	Volume (Ribu Kg)	Nilai (Ribu US \$)
(1)	(2)	(3)	(4)
22019090	oth ice and snow	4.579,72	2.552,24
07149019	Sago pith, fresh, chilled, or dried	7.925,52	1.134,17
07144090	Taro (<i>Colocasia</i> spp), fresh, chilled, or dried	1.316,61	395,74
07142090	Sweet potatoes, fresh, chilled, or dried	1.077,50	458,12
07049090	Cabbages, kohlrabi, kale and similar edible brassicas, fresh or chilled, except HS 07041010-07049020	944,22	412,90
07089000	oth leguminous vegetables, shelled or unshelled, fresh or chilled, except HS 070810-070820	415,61	158,72
07141019	Manioc (cassava), sliced or in the form of pellets, oth dried chips	267,32	33,03
07049010	Round (drumhead) cabbages, fresh or chilled	103,88	24,85
07101000	Potatoes (uncooked or cooked by steaming or boiling in water), frozen	90,72	10,61
07108000	oth vegetables, except HS 071010-071040, (uncooked or cooked by steaming or boiling in water), frozen	51,58	6,12
07099300	Pumpkins, squash and gourds (<i>cucurbita</i> spp), fresh or chilled	33,55	3,47
07041010	Cauliflowers, fresh or chilled	20,00	2,37
07031029	Shallots, except for propagation	6,60	1,32
07061010	Carrots, fresh or chilled	2,00	0,48
07020000	Tomatoes, fresh or chilled	1,50	0,19
07133390	Kidney beans, incl white pea beans (<i>Phaseolus vulgaris</i>), dried, shelled, won skinned or split, not suit for sowing	1,05	0,13
07039090	Leeks and oth alliaceous vegetables, not for propagation	1,00	0,12
07019090	Potatoes, fresh or chilled, except seed and chipping potatoes	3,00	7,19
20082090	Pineapples, othwise prepared/preserved, not in airtight containers for retail sale	7.418,25	6.735,65
20094900	oth pineapple juice	591,48	1.007,54
03028919	Oth Marine fish, nec in heading 0302891, fresh/ chilled, excl fillets, fish meat of 0304, edible fish offal of 030291-299	4.607,15	2.535,50

Sumber : BPS Provinsi Riau

LANJUTAN TABEL 14.

Kode HS	Komoditas	Volume (Ribukg)	Nilai (Ribukg US \$)
(1)	(2)	(3)	(4)
03076020	Snails, other than sea snails, fresh, chilled or frozen	497,85	195,08
03035920	Silver pomfrets (Pampus spp), frozen, excl fillets, edible fish offal of subheadings 0303.91 to 0303.99	342,02	237,01
03022900	Oth flat fish, fresh/chilled,excl edible fish offal of subhead 030291-030299,excl fillets & oth fish meat of head 0304	210,34	145,58
03024900	Oth fish e.g Makarel Indian,seerfishes,jacks, crevalles,silver pomfrets etc, excl edible fish offal of s0302.91-0302.99	207,97	144,78
03063639	Other shrimps and prawns, fresh or chilled	193,30	130,37
03063300	Crabs, live, fresh or chilled	187,21	112,64
03063632	Whiteleg shrimps (Litopenaeus vannamei), fresh or chilled	168,28	43,62
03055990	Dried of oth not marine fish, other than edible fish offal, whether or not salted but not smoked	160,26	90,72
03077120	Clams, cockles & ark shells (fam Arcidae, Arctidae, Cardiidae, Donacidae, Hiatellidae, Mactridae etc), fresh/chilled	100,42	59,83
03077110	Clams, cockles & ark shells (fam Arcidae, Arctidae, Cardiidae, Donacidae, Hiatellidae, Mactridae etc), live	89,65	56,04
03079200	Oth mollusc, fit for human consumption, oth than HS code of 030711 to 030788,frozen	81,50	58,94
03063530	Cold-water shrimps and prawns (Pandalus spp, Crangon crangon), fresh or chilled	81,00	40,50
03079110	Oth mollusc, fit for human consumption, oth than HS code of 030711 to 030788, live	43,45	25,66
03077200	Clams, cockles & ark shells (fam Arcidae, Arctidae, Cardiidae, Donacidae, Hiatellidae, Mactridae etc), frozen	33,80	20,84
03074221	Cuttle fish (Sepia officinalis, Rossia macrosoma, Sepiola spp) and squid (Ommastrephes spp, Loligo spp, etc), live	13,78	9,57
03061410	Soft shell crabs, frozen, fit for human consumption	13,00	6,50
03074211	Cuttle fish (Sepia officinalis, Rossia macrosoma, Sepiola spp) and squid (Ommastrephes spp, Loligo spp, etc), live	11,90	5,95
03076010	Snails, other than sea snails, live	9,45	5,05

Sumber : BPS Provinsi Riau

LANJUTAN TABEL 14.

Kode HS	Komoditas	Volume (Ribu Kg)	Nilai (Ribu US \$)
(1)	(2)	(3)	(4)
03069530	Shrimps and prawns, in shell, cooked by steaming or boiling in water, in not airtight containers for retail sale	6,44	12,77
03028200	Rays and skates (Rajidae), excl edible fish offal of subheadings 0302.91 to 0302.99	2,40	1,80
03056910	Marine fish, salted but not dried/smoked & fish in brine, ot edible fish offal	0,10	0,07
11062020	Flour, meal and powder of sago	4.396,60	808,64
11063000	Flour, meal and powder of the products of Chapter 8	2.220,91	9.347,38
24022090	Cigarettes containing tobacco, oth than beedies and clove cigarettes	2.132,38	78.271,89
24022020	Cigarettes containing tobacco,clove cigarettes	185,18	1.765,45
39239090	Other articles for the conveyance or packing of goods, of plastics	1.644,08	2.002,05
94034000	Wooden furniture of a kind used in the kitchen	792,46	2.626,40
17021900	Lactose and lactose syrup, cont less than 99 % lactose, expressed as anhydrous lactose, calculated on the dry matter	466,60	228,22
17029099	Oth sugar,incl invert sugar and sugar syrup blends, in dry w/ fructose 50%	40,10	28,91
09109990	oth spices, oth mixtures referred to in Note 1(b) to this Chapter , oth than Thyme, bay leaves	282,91	72,64
09011210	Coffee Arabica WIB or Robusta OIB, not roasted, decaffeinated	116,70	277,45
09109190	oth spices, oth than curry, mixtures referred to in Note 1(b) to this Chapter	42,63	19,39
09101100	Ginger, Neither crushed nor ground	32,33	13,54
09103000	Turmeric (curcuma)	4,45	0,49
87169019	Parts for trailer and semitrailers not-to goods of subheading 8716.20	290,45	445,75
87163999	Agricultural trailers & semi-trailers not having a carryingcapacity (payload) exceeding 200 t	132,40	54,47
06042090	Foliage, branches & oth parts of plants, wo flowers/ flower buds, & grasses, suitable for bouquets, fresh	275,00	13,71
06049090	Foliage, branches&oth parts of plants, wo flowers or flower buds, & grasses, suitable for bouquets, dried,dyed,bleached	80,00	1,40

Sumber : BPS Provinsi Riau

LANJUTAN TABEL 14.

Kode HS	Komoditas	Volume (RibU Kg)	Nilai (RibU US \$)
(1)	(2)	(3)	(4)
13019090	Natural gums, resins, gum-resins and oleoresins, oth than gum arabic, cannabis resins, lac	57,45	46,22
04090000	Natural honey	745,25	1.225,03
12119016	oth plants and part of plants used primarily in pharmacy, in cut, crushed or powdered form	1,20	5,43
12119095	Agarwood (Gaharu) chips used primarily in not pharmacy,fresh,chilled,frozen/ dried, whether/ not cut, crushed/ powdered	2,00	37,72
12119095	Agarwood (Gaharu) chips used primarily in not pharmacy,fresh,chilled,frozen/ dried, whether/ not cut, crushed/ powdered	2,00	67,82
12119095	Agarwood (Gaharu) chips used primarily in not pharmacy,fresh,chilled,frozen/ dried, whether/ not cut, crushed/ powdered	3,50	207,09
19021940	oth noodles, uncooked, not cont eggs	1,80	1,75
19021940	oth noodles, uncooked, not cont eggs	0,30	0,29
19021940	oth noodles, uncooked, not cont eggs	1,80	1,72
19023040	oth instant noodles, stuffed, whether or not cooked or othwise prepared	1,80	1,74
19059040	Pastries	7,28	26,21
19059040	Pastries	3,64	13,10
	Other Goods	719,93	862,16
	JUMLAH	25.933.743,21	19.963.112,16

Sumber : BPS Provinsi Riau

TABEL 15. Impor Bulanan Provinsi Riau, 2020 - 2021 (Ribuan US\$)

Bulan	2020	2021	Perkembangan Tahunan
			(YoY) (%)
(1)	(2)	(3)	(4)
JANUARI	101.883,62	89.751,01	(11,91)
FEBRUARI	116.388,19	101.574,21	(12,73)
MARET	108.545,34	119.256,13	9,87
APRIL	142.217,15	88.118,82	(38,04)
MEI	163.434,70	92.870,58	(43,18)
JUNI	100.929,25	152.128,85	50,73
JULI	101.521,28	128.399,74	26,48
AGUSTUS	84.523,66	131.788,88	55,92
SEPTEMBER	89.762,46	115.325,13	28,48
OKTOBER	95.030,45	187.862,19	97,69
NOVEMBER	103.594,68	147.284,94	42,17
DESEMBER	110.122,31	267.967,59	143,34
JUMLAH	1.317.953,09	1.622.328,05	23,09

Sumber : BPS Provinsi Riau

TABEL 16. Perkembangan Impor Migas Dan Non Migas Provinsi Riau, 2011 - 2021 (Ribu US)

Tahun	Migas	Non Migas	Total
(1)	(2)	(3)	(4)
2011	383.105,20	1.656.281,40	2.039.386,60
2012	461.189,90	1.800.808,50	2.261.998,50
2013	424.579,27	1.547.945,70	1.972.524,97
2014	299.262,42	1.417.500,22	1.716.762,64
2015	271.530,45	1.069.460,97	1.340.991,42
2016	234.149,86	1.068.577,68	1.302.727,54
2017	263.104,16	1.212.278,64	1.475.382,80
2018	237.857,88	1.329.931,25	1.567.789,13
2019	159.359,18	1.278.608,01	1.437.967,19
2020	121.060,09	1.196.893,00	1.317.953,09
2021	119.135,34	1.503.192,71	1.622.328,05

Sumber : BPS Provinsi Riau

TABEL 17. Impor Provinsi Riau Menurut Kelompok Barang, 2020 - 2021

Kelompok Barang	2020		2021	
	Volume (RibU Kg)	Nilai (RibU US\$)	Volume (RibU Kg)	Nilai (RibU US\$)
(1)	(2)	(3)	(4)	(5)
Migas	326.433,46	121.060,09	216.674,11	119.135,34
Minyak Mentah	0,00	0,00	0,00	0,00
Hasil Minyak	326.433,46	121.060,09	216.674,11	119.135,34
Gas Alam	0,00	0,00	0,00	0,00
Non Migas	3.528.060,55	1.196.893,00	3.464.992,94	1.503.192,71
Hasil Pertanian	328.755,59	22.377,66	51,70	51,75
Hasil Industri	2.886.198,41	1.162.923,86	3.218.005,50	1.488.214,44
Hasil Tambang	313.106,55	11.591,47	246.935,74	14.926,53
Hasil Lainnya	0,00	0,00	0,00	0,00
RIAU	3.854.494,02	1.317.953,09	3.681.667,05	1.622.328,05

Sumber : BPS Provinsi Riau

TABEL 18. Impor Provinsi Riau Menurut Golongan Barang HS 2 Dijit, 2020 - 2021

Golongan Barang	2020		2021	
	Volume (Ribu Kg)	Nilai (Ribu US\$)	Volume (Ribu Kg)	Nilai (Ribu US\$)
(1)	(2)	(3)	(4)	(5)
Migas	326.433,46	121.060,09	216.674,11	119.135,34
Hasil Minyak	326.433,46	121.060,09	216.674,11	119.135,34
Bahan Bakar Mineral (27)	326.433,46	121.060,09	216.674,11	119.135,34
Non Migas	3.528.060,55	1.196.893,00	3.464.992,94	1.503.192,71
Hasil Pertanian	328.755,59	22.377,66	51,70	51,75
Sayuran (07)	0,00	0,00	51,25	43,27
Lak,Getah, dan Damar (13)	0,50	4,68	0,45	8,48
Kayu, Barang dari Kayu (44)	328.713,00	22.352,53	0,00	0,00
Biji-bijian Berminyak (12)	32,09	18,86	0,00	0,00
Gandum-gandum (10)	10,00	1,59	0,00	0,00
Hasil Industri	2.886.198,41	1.162.923,86	3.218.005,50	1.488.214,44
Mesin-mesin/Pesawat Mekanik (84)	34.140,55	307.043,90	26.442,17	419.141,13
Pupuk (31)	1.197.792,86	241.932,60	1.630.409,06	413.568,42
Bahan Kimia Organik (29)	240.648,22	58.770,53	275.776,07	110.866,34
Bubur Kayu (Pulp) (47)	184.166,20	116.397,09	102.545,96	84.952,73
Bahan Kimia Anorganik (28)	432.917,78	70.872,02	313.697,97	59.212,80
Benda-benda dari Besi dan Baja (73)	12.695,27	31.920,31	14.817,96	49.562,54
Kertas dan Karton (48)	15.291,76	43.785,13	13.890,37	44.468,53
Garam, Belerang, Kapur (25)	473.666,37	33.242,44	380.226,15	39.262,18

Sumber : BPS Provinsi Riau

LANJUTAN TABEL 18.

Golongan Barang	2020		2021	
	Volume (Ribu Kg)	Nilai (Ribu US\$)	Volume (Ribu Kg)	Nilai (Ribu US\$)
(1)	(2)	(3)	(4)	(5)
Hasil Industri	2.886.198,41	1.162.923,86	3.218.005,50	1.488.214,44
Besi dan Baja (72)	21.252,52	17.278,86	26.033,87	32.826,17
Lemak & Minyak Hewan/ Nabati (15)	16.663,26	13.939,96	18.924,75	30.491,63
Perekat, Enzim (35)	55.420,50	29.981,02	46.401,59	26.663,13
Berbagai Produk Kimia (38)	50.108,96	22.585,12	35.608,29	22.766,29
Benda-benda dari Batu, Gips, dan Semen (68)	36.501,57	4.304,89	216.001,14	21.014,48
Plastik dan Barang dari Plastik (39)	7.286,68	15.549,64	8.401,36	20.840,29
Mesin/Peralatan Listrik (85)	3.103,89	37.115,21	1.057,44	16.084,90
Kapal Terbang dan Bagiannya (88)	7,72	13.403,09	10,32	14.492,33
Kain Tenun Berlapis (59)	285,62	15.655,00	284,59	13.987,30
Hasil Penggilingan (11)	43.274,80	17.834,41	24.102,95	11.019,80
Sabun dan Preparat Pembersih (34)	3.890,59	8.912,39	4.065,50	8.903,87
Produk Keramik (69)	25.535,41	6.441,94	29.015,56	7.220,55
hasil Industri Lainnya	31.547,88	55.958,34	50.292,43	40.869,05
Hasil Tambang	313.106,55	11.591,47	246.935,74	14.926,53
Garam, Belerang, Kapur (25)	313.088,47	11.584,75	246.695,74	14.808,93
Bahan Bakar Mineral (27)	18,09	6,72	240,00	117,60
RIAU	3.854.494,02	1.317.953,09	3.681.667,05	1.622.328,05

Sumber : BPS Provinsi Riau

TABEL 19. Impor Provinsi Riau Menurut Kabupaten/Kota Dan Pelabuhan Bongkar, 2020 - 2021

Kabupaten/Kota Pelabuhan Bongkar	2020		2021	
	Volume (Ribukg)	Nilai (Ribukg US\$)	Volume (Ribukg)	Nilai (Ribukg US\$)
(1)	(2)	(3)	(4)	(5)
Indragiri Hulu	0,00	0,00	23,75	182,60
Rengat	0,00	0,00	23,75	182,60
Indragiri Hilir	21.328,38	65.652,80	20.733,43	71.969,32
Sungai Guntung	20.331,38	63.117,70	20.465,69	71.048,96
Tembilahan	986,65	2.495,58	240,43	746,35
Kuala Enok	10,35	39,53	27,31	174,02
Siak Sri Indrapura	2.212.292,22	692.695,83	1.581.786,98	868.441,28
Buatan	639.082,24	270.609,94	566.554,50	482.381,39
Perawang	1.000.416,94	310.087,68	721.256,56	252.603,58
Futong Terminal	572.747,56	111.913,57	293.951,01	133.316,59
Siak Sri Indrapura	45,49	84,64	24,91	139,72
Bengkalis	1.583,60	1.635,97	1.998,99	1.740,91
Bengkalis	1.583,60	1.635,97	1.998,99	1.740,91
Rokan Hilir	0,00	0,00	32,07	29,70
Panipahan	0,00	0,00	32,07	29,70
Kepulauan Meranti	851,55	698,35	1.540,17	1.331,49
Selat Panjang	851,55	698,35	1.540,17	1.331,49
Pekanbaru	61.907,91	160.478,04	58.544,96	64.409,19
Pekanbaru	50.888,23	134.548,97	55.367,83	48.056,76
Simpang Tiga (U)	7.931,60	24.919,66	109,83	15.103,28
Pekanbaru (Rumbai)	3.088,09	1.009,41	3.067,30	1.249,15
Dumai	1.556.530,35	396.792,10	2.017.006,71	614.223,57
Dumai	1.556.530,35	396.792,10	2.017.006,71	614.223,57
JUMLAH	3.854.494,02	1.317.953,09	3.681.667,05	1.622.328,05

Sumber : BPS Provinsi Riau

TABEL 20. Impor Provinsi Riau Menurut Negara Asal, 2020 - 2021

Negara Asal	2020		2021	
	Volume (Ribukg)	Nilai (Ribu US\$)	Volume (Ribukg)	Nilai (Ribu US\$)
(1)	(2)	(3)	(4)	(5)
ASIA	2.362.891,19	743.193,06	1.995.579,33	958.276,39
Tiongkok	403.217,09	223.452,44	519.002,68	209.830,84
Singapura	1.300.488,39	262.663,23	948.848,25	163.834,76
Malaysia	169.320,40	125.585,01	193.388,15	125.290,10
Oman	116.783,23	55.585,21	92.666,26	45.912,65
Thailand	53.308,93	30.567,65	49.409,31	42.358,62
Filipina	81.115,29	27.046,24	91.918,55	30.449,89
India	38.277,56	10.584,99	84.339,12	19.694,16
Korea Selatan	61.861,00	12.974,64	137.898,00	18.884,52
Qatar	33.726,96	29.504,29	59.777,75	18.850,21
Brunei Darussalam	1.098.002,48	109.691,50	31.538,20	16.967,98
Jepang	17.947,71	13.899,82	13.054,28	13.288,91
Saudi Arabia	60.988,52	18.922,41	57.155,90	12.533,62
Vietnam	53.247,16	7.971,16	49.634,18	11.864,64
Uni Emirat Arab	42.606,77	26.332,52	9.310,52	6.371,89
Taiwan	8.869,17	862,74	18.556,22	2.866,70
Cyprus	2.073,16	862,26	1.329,77	2.315,15
ASIA LAINNYA	6.393,83	4.193,59	5.764,11	2.048,79

Sumber : BPS Provinsi Riau

LANJUTAN TABEL 20.

Negara Asal	2020		2021	
	Volume (Ribu Kg)	Nilai (Ribu US\$)	Volume (Ribu Kg)	Nilai (Ribu US\$)
(1)	(2)	(3)	(4)	(5)
EROPA	21.648,74	42.166,32	23.036,10	106.376,85
Finlandia	97.253,24	29.752,84	103.300,81	41.053,82
Rusia	65.219,74	38.829,21	67.475,05	39.737,90
Jerman	28.437,96	43.417,07	12.513,92	33.472,95
Swedia	81.865,00	20.847,15	99.270,00	26.511,22
Belarusia	66.065,71	74.490,76	20.998,04	16.458,61
Perancis	459,20	4.631,45	4.149,81	7.151,96
Inggris	819,62	11.836,10	203,73	6.060,05
Italia	299,46	8.942,12	395,41	5.992,72
Spanyol	4.637,25	19.105,44	55,86	3.866,57
Austria	1,34	24,57	63,81	3.281,32
Lithuania	0,24	28,30	33,48	1.835,85
Estonia	39,91	2.297,65	19,79	1.280,97
Swiss	294,09	9.288,56	52,63	1.028,30
Polandia	1.523,77	1.922,50	970,10	758,22
Rep Ceko	327,51	1.553,25	68,64	472,38
Denmark	2.726,16	7.305,47	140,28	681,49
EROPA LAINNYA	43.444,51	6.614,35	1.781,27	1.181,08

Sumber: BPS Provinsi Riau

LANJUTAN TABEL 20.

Negara Tujuan	2020		2021	
	Volume (RibU Kg)	Nilai (RibU US\$)	Volume (RibU Kg)	Nilai (RibU US\$)
(1)	(2)	(3)	(4)	(5)
AMERIKA	584.253,37	189.794,06	842.004,73	313.163,52
Kanada	517.181,10	158.945,70	745.679,66	267.733,80
Amerika Serikat	19.903,75	23.525,76	32.749,29	34.975,61
Peru	44.184,53	4.431,22	62.950,45	7.879,07
Meksiko	78,87	358,74	308,63	1.458,15
Brazil	1.961,74	1.908,39	16,55	953,13
AMERIKA LAINNYA	943,39	624,25	300,16	163,75
AUSTRALIA	295.017,47	32.879,73	225.186,52	27.344,72
Australia	295.017,47	32.879,73	225.186,52	27.344,72
AFRIKA	223.382,41	15.051,99	282.291,09	23.988,79
Mesir	219.336,69	13.371,94	282.290,87	23.981,27
Afrika Selatan	50,53	60,74	0,22	7,52
Ghana	3.995,00	1.606,12	0,00	0,00
Swaziland	0,19	13,20	0,00	0,00
OCEANIA	17.330,63	20.595,50	3.857,93	3.533,45
Selandia Baru	7.746,63	5.040,00	3.857,93	3.533,45
MARSHALL ISLANDS	9.434,00	15.500,00	0,00	0,00
Timor Timur	150,00	55,50	0,00	0,00
JUMLAH	3.854.494,02	1.317.953,09	3.681.667,05	1.622.328,05

Sumber: BPS Provinsi Riau

TABEL 21. Perkembangan Impor Provinsi Riau Menurut Kabupaten/Kota Dan Pelabuhan Bongkar, 2020 - 2021 (Ribu US)

Kabupaten/Kota Pelabuhan Bongkar	2020	2021	Perkembangan (%)
(1)	(2)	(3)	(4)
Indragiri Hulu	0,00	182,60	-
Rengat	0,00	182,60	-
Indragiri Hilir	65.652,80	71.969,32	9,62
Sungai Guntung	63.117,70	71.048,96	12,57
Tembilahan	2.495,58	746,35	(70,09)
Kuala Enok	39,53	174,02	340,26
Siak Sri Indrapura	692.695,83	868.441,28	25,37
Buatan	270.609,94	482.381,39	78,26
Perawang	310.087,68	252.603,58	(18,54)
Futong Terminal	111.913,57	133.316,59	19,12
Siak Sri Indrapura	84,64	139,72	65,08
Bengkalis	1.635,97	1.740,91	6,41
Bengkalis	1.635,97	1.740,91	6,41
Rokan Hilir	0,00	29,70	-
Panipahan	0,00	29,70	-
Kepulauan Meranti	698,35	1.331,49	90,66
Selat Panjang	698,35	1.331,49	90,66
Pekanbaru	160.478,04	64.409,19	(59,86)
Pekanbaru	134.548,97	48.056,76	(64,28)
Simpang Tiga (U)	24.919,66	15.103,28	(39,39)
Pekanbaru (Rumbai)	1.009,41	1.249,15	23,75
Dumai	396.792,10	614.223,57	54,80
Dumai	396.792,10	614.223,57	54,80
JUMLAH	1.317.953,09	1.622.328,05	23,09

Sumber: BPS Provinsi Riau

TABEL 22. Impor Provinsi Riau Menurut *Harmonized System (HS)* 2017
Dan Komoditas, Tahun 2021

Kode HS	Komoditas	Volume (Ribu Kg)	Nilai (Ribu US \$)
(1)	(2)	(3)	(4)
84399900	Parts of machine for making/finishing paper/ paperboard (84399900)	6.790,66	222.709,02
84798220	Mixing,kneading,crushing,grinding,screening,sift ing,homogenising,emulsifying/stirring machines, not elect. operated (84798220)	582,59	16.384,05
84399100	Part of machine for making pulp of fibrous cellulosic material (84399100)	630,51	14.832,05
84042000	Condensers (Auxiliary plant) for steam/ other vapour power units for use with boilers of heading 84.02 or 84.03 (84042000)	519,47	14.055,86
84798210	Mixing,kneading,crushing,grinding,screening,sift ing,homogenising,emulsifying/stirring machines, electrically operated (84798210)	285,45	13.760,45
84199019	Parts of mach plant/laboratory for cooking/ roasting/drying/steaming/similar excl for domestic,electrically operated (84199019)	3.367,66	10.912,68
84069000	Part steam and other vapour turbines (84069000)	2.716,50	9.662,43
84068290	Steam and other vapour Turbines, output > 5 MW but <40 MW,for other than for marine propulsion (84068290)	1.523,96	9.089,17
84224000	Packing/wrapping mach (including heat-shrink wrapping mach) (84224000)	478,19	7.729,93
84139190	Part of fuel/lubricating/cooling medium pump,concrete pump,reciprocating/rotary positive displacement water pump (84139190)	197,09	7.511,18
84818072	Other ball valves of plastics (84818072)	266,96	7.305,29
84313990	Parts suitable for oth machinery 84.28, oth than lift,skip hoist/escalators (84313990)	565,44	7.151,20
84195010	Cooling towers (84195010)	475,44	6.480,73
84223000	Mach for filling,closing,sealing/labelling bottle/can/ box/oth; capsuling bottle/jars/tube/similar; aerating beverage (84223000)	75,09	6.069,88
84049090	Part for use condensers/ Auxiliary plant (subheadings 8404.20.00) (84049090)	587,12	4.594,58
84792010	Machines for the extraction/preparation of animal/ fixed vegetable fats or oils, electrically operated (84792010)	821,56	3.602,79
84021211	Watertube boilers,with a 15 ton/hour<steam production<= 45ton/hour, electric operated, oth than central heating hotwater (84021211)	1.435,68	3.350,44

Sumber: BPS Provinsi Riau

LANJUTAN TABEL 22.

Kode HS	Komoditas	Volume (Ribukg)	Nilai (Ribukg US \$)
(1)	(2)	(3)	(4)
84212990	Filtering/purifying mach & aparatus, oth than for medical/surgical/laboratory,sugar manufacture&oil drilling operation (84212990)	82,52	2.851,43
84219999	Part of filtering/purifying mach&aparatus for liquid/gas of8421.21.19-90,8421.29.10,8421.29.30-40,8421.29.90,8421.39.20 (84219999)	182,10	2.313,73
84818099	Other fuel cut-off valves for vehicles of copper/alloy (84818099)	79,29	2.087,49
84841000	Gaskets and similar joints of metal sheeting combined withother material or of two or more layers of metal (84841000)	22,76	2.044,00
84193919	Dryer, oth than for agricultural product, wood, paper pulp,paper/paperboard, electrically operated (84193919)	249,96	1.941,03
84388091	Other machine for the industrial preparation/ manufacture,electrically operated (84388091)	304,56	1.906,82
84195091	Heat exchange units, other than cooling tower, electricallyoperated (84195091)	13,80	1.847,99
84431700	Gravure printing machinery (84431700)	58,62	1.831,08
84834090	Other gears and gearing, transmission elements presented separately including torque converters : (84834090)	51,91	1.726,30
84818062	Other manually operated gate valves of cast iron (84818062)	65,70	1.559,46
84213990	Filtering/purifying mach & aparatus for gases (84213990)	281,40	1.379,12
84839099	Other toothed wheels, chain sprockets & other transmission elements presented separately (84839099)	48,32	1.365,13
84482000	Parts & acc or auxiliary machines of machine for extruding,drawing, texturing/cutting man-made textile materials (84482000)	0,27	1.298,01
84261100	Overhead travelling cranes on fixed support (84261100)	407,97	1.280,00
84799030	Parts of machines of machine subheading 8479.89.20, electrically operated (84799030)	240,79	1.170,16
84414010	Mach.for moulding articles in paper pulp, paper/paperboardelectrically operated (84414010)	35,04	944,17
84195092	Heat exchange units, other than cooling tower, notnot electrically operated (84195092)	86,54	933,73
84821000	Ball bearings (84821000)	27,95	920,83

Sumber: BPS Provinsi Riau

LANJUTAN TABEL 22.

Kode HS	Komoditas	Volume (RibU Kg)	Nilai (RibU US \$)
(1)	(2)	(3)	(4)
84742019	Crushing or grinding machines stone electrically operated for other than stone (84742019)	84,93	904,98
84831090	Other cam shafts and crank shafts for engines of vehicles (84831090)	24,42	862,24
84828000	Other, including combined ball/roller bearings (84828000)	26,67	849,21
84021110	Watertube boilers with a steam production >45 ton/hour electrically operated, other than central heating hot water (84021110)	390,78	810,00
84849000	Other gaskets and similar joints of metal sheeting combined with other material or of two or more layers of metal (84849000)	2,84	785,70
84199029	Parts of mach plant/laboratory for cooking/roasting/drying/steaming/similar excl for domestic, non-electrically operated (84199029)	19,85	743,87
84559000	Other part of rolling mills oth than rolls (84559000)	145,17	711,30
84148049	Compressor excl for refrigerating equip, air, gas in oil drill operation, automotive AC & sealed unit for AC machine (84148049)	28,87	689,98
84212119	Purifying machinery and apparatus of a capacity <= 500 l/h for domestic use (84212119)	5,44	656,38
84813090	Other swing check-valves, of cast iron, with 4 cm <= an inlet of internal diameter <= 60 cm (84813090)	15,21	601,90
84212399	Petrol filters for internal combustion engine other than of mach of heading 84.29/84.30 and motor vehicle of Chapter 87 (84212399)	14,40	593,58
84714990	Other personal computers in the form of systems excluding portable computers (laptop/notebook) (84714990)	9,83	576,14
84029090	Parts for Steam/other vapour generating boilers, oth than boiler bodies, shells or casings (84029090)	119,97	570,78
84291100	Bulldozers and angledozers, track laying (84291100)	33,17	563,45
84283990	Continuous-action elevator & conveyor, oth than bucket & belt type, other than used for agriculture (84283990)	88,46	505,24
84835000	Flywheels and pulleys, including pulley blocks (84835000)	35,73	495,92
84411010	Cutting paper pulp, paper/paperboard machines, electrically operated (84411010)	33,85	489,50
84229090	Parts of machine of heading 84.22, oth than of dish washing machines for household type (84229090)	1,85	420,46
84836000	Clutches and shaft couplings (including universal joints) (84836000)	8,80	420,35

Sumber: BPS Provinsi Riau

LANJUTAN TABEL 22.

Kode HS	Komoditas	Volume (Ribuan Kg)	Nilai (Ribuan US \$)
(1)	(2)	(3)	(4)
84419010	Parts of mach.for making up paper pulp, paper/ paperboard,of electrically operated machines (84419010)	11,61	382,77
84741020	Sorting, screening, separating or washing machines non electrically operated (84741020)	12,26	378,44
84261920	Bridge cranes (84261920)	33,11	362,79
84328010	Other machinery for soil preparation/cultivationof agricultural/horticultural (84328010)	9,04	350,87
84819090	Other parts of housing for sluice or gate valves (84819090)	8,28	328,37
84249099	Parts of goods of subheading 8424.89.10, 8424.89.20,8424.89.40, 8424.89.50 or 8424.89.90 (84249099)	1,25	324,15
84552200	Cold rolling mills (84552200)	82,02	318,46
84833090	Other bearing housings,not incorporating ball or roller bearings (84833090)	8,80	318,25
84792020	Machines for the extraction/preparation of animal/ fixed vegetable fats or oils, not electrically operated (84792020)	54,11	313,62
84879000	Propellers & blades not for ships or boats (84879000)	17,38	303,33
84811099	Other taps, cocks, valves & similar appliances for pipes, boiler shells, tanks, vats or the like (84811099)	33,26	294,06
84122100	Hydraulic power engine&motor with linear acting (cylinder) (84122100)	4,09	285,27
84193210	Dryers for wood, paper pulp, paper/paperboard, electricallyoperated (84193210)	21,00	255,03
84081090	Diesel or semi-diesel engines ,a power >750 kW for marine propulsion (84081090)	11,24	249,20
84145999	Fans excl: table/floor/wall/similar; blower, with capacity> 125 kW & un-protective screen (84145999)	6,54	240,74
84829900	Other parts of ball, needles and rollers (84829900)	4,82	231,54
84439990	Parts and accessories of other printing machinery (84439990)	2,13	223,77
84248210	Drip irrigation systems (84248210)	14,86	217,74
84814090	Other safety or relief valves (84814090)	3,94	211,33
84825000	Other cylindrical roller bearings (84825000)	10,16	211,03
84149029	Parts of table, floor, wall, window, ceiling/roof fans &explosion-proof air fans (84149029)	4,28	209,49

Sumber: BPS Provinsi Riau

LANJUTAN TABEL 22.

Kode HS	Komoditas	Volume (Ribu Kg)	Nilai (Ribu US \$)
(1)	(2)	(3)	(4)
84741010	Sorting, screening, separating or washing machines electrically operated (84741010)	185,29	191,90
84622910	Bending, folding, straightening/flattering mach (inclpresses), not numerically controlled, electrically operated (84622910)	44,02	190,92
84314110	Buckets, shovels, grabs and grips,for ships' derricks,cranes, mobile lifting and work truck fitted with a crane (84314110)	46,70	186,52
84778010	Other machine for working rubber/products from rubber, electrically operated (84778010)	30,83	185,25
84799040	Parts of machines of machine subheading 8479.89.20, not electrically operated (84799040)	32,61	181,02
84314300	Parts of boring/sinking machinery of oth boring/sinkingmachinery (84314300)	121,14	171,28
84314190	Buckets, shovels, grabs and grips,for fork-lift trucks,oth works trucks fitted with lifting/handling equipment (84314190)	13,24	171,07
84189910	Parts of evaporators or condensers (84189910)	5,96	163,51
84149091	Part of free piston generator, oil drilling gas/ automotiveAC/sealed unit AC compressor for electrically operated (84149091)	8,54	137,03
84749010	Other machinery for agglomerating, shaping/ moulding, for forming foundry moulds of sand electrically operated (84749010)	23,02	131,65
84742011	Crushing or grinding machines stone electrically operatedfor stone (84742011)	57,82	130,68
84139120	Parts of breast pump and hand pump (other than water pump) (84139120)	9,30	122,73
84138119	Water pumps with flow rate > 13,000 m3/h, whethe/notelectrically operated (84138119)	1,44	119,97
84041019	Economisers,super-heaters,gas recoverers (Auxiliary plant)for use with boilers of heading 84.02 (84041019)	36,38	117,02
84772020	Extruders machine for plastics (84772020)	14,16	116,60
84349010	Suitable parts of milking & dairy mach. with electrically operated (84349010)	0,78	109,06
84049019	Part for use Auxiliary plant (subheadings 8404.10.11 and 8404.10.19) other than of bodies,shells /casings (84049019)	5,58	106,60
84314910	Parts suitable for ships derricks, cranes, oth than buckets,shovels, grabs and grips,bulldozer/ angledozer blades (84314910)	3,51	103,25

Sumber: BPS Provinsi Riau

LANJUTAN TABEL 22.

Kode HS	Komoditas	Volume (Ribuan Kg)	Nilai (Ribuan US \$)
(1)	(2)	(3)	(4)
84169000	Part of furnace burner for liquid fuel/pulverised fuel/gas,mechanic stoker incl grate, mechanic ash discharge& similar (84169000)	3,23	100,64
84137049	Oth water pump with flow rate<= 8,000 m3/h & inlet diameter>200 mm, whether/not electrically operated, centrifugal type (84137049)	1,90	97,34
84271000	Self-propelled trucks powered by an electric motor (84271000)	18,24	96,46
84137099	Other water pumps with flow rate > 13,000 m3/h & inletdiameter > 200 mm, centrifugal type (84137099)	6,38	93,83
84748010	Machinery for agglomerating, shaping or moulding, for forming foundry moulds of sand electrically operated (84748010)	112,51	93,41
84244110	Portable hand-operated insecticide sprayer (84244110)	98,68	92,22
84842000	Mechanical seals (84842000)	1,07	90,79
84148050	Air pumps with horizontal side > 120 cm (84148050)	47,09	90,77
84249093	Parts of drip irrigation systems (84249093)	6,36	90,14
84141000	Vacuum pumps (84141000)	6,19	87,52
84433920	Electrostatic photocopying apparatus operat by reproduce the original image via intermediate onto the copy (indirect) (84433920)	97,49	84,46
84162000	Furnace burners for pulverised fuel or gas, includingcombination burners (84162000)	2,77	82,13
84322100	Disc harrows (84322100)	6,18	81,50
84279000	Fork-lift trucks (84279000)	3,10	75,22
84137019	Single stage water pump for belt drive/direct coupling withinlet diameter > 200 mm, centrifugal type (84137019)	6,95	75,00
84834030	Gears and gearing for machinery of heading 8429 or 8430 (84834030)	9,78	72,77
84369919	Parts of oth forestry, poultry-keep/bee-keep machinery electrically operated & equipments (84369919)	2,33	72,71
84212122	Filtering or purifying machinery and apparatus for water ofa capacity > 500 l/h, electrically operated (84212122)	2,72	66,79
84303100	Coal/rock cutters and tunneling machine, self-propelled (84303100)	55,40	62,06
84797900	Other passenger boarding bridges (84797900)	0,33	61,35

Sumber: BPS Provinsi Riau

LANJUTAN TABEL 22.

Kode HS	Komoditas	Volume (Ribu Kg)	Nilai (Ribu US \$)
(1)	(2)	(3)	(4)
84132010	Water pumps (84132010)	36,75	61,08
84822000	Tapered roller bearings, including cone and tapered roller assemblies (84822000)	2,83	60,07
84624910	Punching/notching machines (incl presses),incl combinedpunching&shearing, not numerically controlled, elect operate (84624910)	16,15	58,20
84389011	Parts of goods of electric machinery for sugar manufacture (84389011)	4,68	54,28
84322900	Scarifiers, cultivators, weeders, hoesand oth harrows (84322900)	2,60	50,58
84798110	Machines for treating metal, including electric wire coilwinders, electrically operated (84798110)	1,08	50,30
84136090	Other rotary positive displacement pumps (ex: water pump)with flow rate > 13,000 m3/h (84136090)	3,58	49,79
84118200	Gas turbines of a power > 5,000 kW (84118200)	2,66	49,25
84099145	Cylinder heads and head covers, of gasoline engine,for vehicles of chapt 87,oth than 8701 or 8711 (84099145)	7,91	48,29
84371010	Mach. for cleaning,sorting/grading seed for grains; winnowing&similar clean mach, electrically operated (84371010)	5,91	47,53
84743910	Other machines for mixing mineral substances with bitumen electrically operated (84743910)	1,20	44,55
84484991	Oth parts&acc of weaving machines/of their auxiliary mach, other than shuttles, of electrically operated machines (84484991)	0,92	44,02
84196020	Machinery for liquefying air/oth gas, not electricallyoperated (84196020)	35,72	43,00
84359020	Parts of presses,crushers&similar mach. used in manfc of wine, cider, fruit juices/similar, not elect operated (84359020)	7,64	42,63
84138114	Water pumps with flow rate <= 8,000 m3/h, not electricallyoperated (84138114)	0,44	42,03
84261990	Transporter cranes (84261990)	7,89	41,17
84778039	Oth lamination presses for plastics/products from plasticselectrically operated (84778039)	7,65	40,30
84733090	Parts and accessories assembled other thanprinted circuit boards of the machines of heading 8471 (84733090)	0,43	39,51
84819039	Valve bodies or stems of inner tube/ tubeless tyre valves of other materials (84819039)	0,25	36,48

Sumber: BPS Provinsi Riau

LANJUTAN TABEL 22.

Kode HS	Komoditas	Volume (Ribukg)	Nilai (Ribukg US \$)
(1)	(2)	(3)	(4)
84819029	Other parts for taps,cocks.valves,with internal diameter<=25 mm (84819029)	0,12	34,61
84549000	Partrs of converts, ladles, ingot moulds & casting machines (84549000)	10,37	33,20
84109000	Parts of hydraulic turbines, water wheels, and regulators (84109000)	13,09	32,17
84238910	Weighing mach of capacity > 5,000kg, electrically operated,oth than of subhead 8421.10, 8423.20, or 8423.30 (84238910)	0,09	31,06
84669210	Oth parts & accessories for machines of subheading 84659110, 84659210, 84659510 or 84659950 (84669210)	4,42	29,36
84522100	Other sewing machines, automatic units (84522100)	0,88	27,88
84242019	Spray gun & similar appliance, electrically operated, oththan for agricultural / horticultural (84242019)	0,20	27,55
84839019	Other parts of goods of transmission shafts (incl cam shaftand crank shafts) and cranks (84839019)	2,03	26,87
84807990	Other moulds for rubber plastics, not injections types (84807990)	3,10	25,50
84212319	Petrol filters of internal combustion engines for machineryof heading 84.29 or 84.30 (84212319)	0,12	25,16
84099119	Other parts undefined of gasoline engine for heading 84.29 or 84.30 (84099119)	0,09	23,18
84818030	Cocks and valves, whether or not fitted with piezo-electric igniters, for gas stoves or ranges (84818030)	3,85	22,83
84832020	Bearing housings, incorporating ball or roller bearings for machinery of heading 8429 or 8430 (84832020)	0,04	22,70
84159049	Part of machine used in other vehicle with air flow rate<= 67.96 m3/min & cooling capacity > 52.75 kW (84159049)	9,31	22,53
84099919	Other parts undefined for diesel engines of machinery heading 84.29/ 84.30 (exam;buldozer,pile-driver,excavator) (84099919)	5,02	21,11
84806000	Moulds for mineral materials (84806000)	3,07	21,03
84021919	Boilers,includ hybrid boiler, steam production<=15 ton/houelectrically operated, other than central heating hot water (84021919)	13,19	20,80
84029010	Boiler bodies, shells or casings, parts for Steam or other vapour generating boilers (84029010)	2,54	20,75
84272000	Self-propelled trucks powered oth than by an electric motor (84272000)	3,75	20,50

Sumber: BPS Provinsi Riau

LANJUTAN TABEL 22.

Kode HS	Komoditas	Volume (Ribukg)	Nilai (Ribukg US \$)
(1)	(2)	(3)	(4)
84314990	Oth parts suitable use of oth moving, grading, levelling,scraping, excavating, tamping, compacting (84314990)	1,17	20,05
84642010	Grinding/polishing mach for working stone, ceramics/likemineral material/for cold-work glass,electric operated (84642010)	0,08	18,59
84212290	Filtering or purifying beverage other than water machinery of a capacity > 500 l/h, not electrically operated (84212290)	0,14	17,72
84099979	Part of engine of heading 84.07 or 84.08, other than carburettor, piston & cylinder (84099979)	5,37	17,32
84021219	Watertube boilers with a steam production <15 ton/hour , electric operated, oth than central heating hotwater (84021219)	0,51	16,05
84818077	Gate valves, manually operated, of iron or steel with an internal diameter < 5 cm (84818077)	0,73	15,66
84509020	Parts of washing machine with each of a dry linen cap<=10kg (84509020)	13,90	14,43
84244910	Un-portable sprayer,electrically operated,for agricultural/horticultural (84244910)	7,63	13,83
84198920	Machinery, plant & equipment,oth than for making hot drink/cooking/heating food, not electrically operated (84198920)	0,31	12,74
84615010	Sawing or cutting-off machines, electrically operated (84615010)	2,81	12,54
84068100	Steam turbines and other vapour turbines.,output > 40 MWother than for marine propulsion (84068100)	1,85	12,00
84131910	Pump fitted with measuring device,electrically operated,excl for dispensing fuel/lubricant in filling-station/garage (84131910)	0,64	11,97
84149032	Parts of hoods ventilation fitted/not with filter inhorizontal side > 120 cm (84149032)	0,55	10,96
84233010	Constant weight scale machinery of material into a bag orcontainer, including hopper scale, electrically operated (84233010)	0,65	10,85
84311019	Parts suitable for used oth of electric pulley tackle&hoists, winches and capstans, jacks (84311019)	0,66	10,12
84798939	Other automatic service-vending machines, electrically operated (84798939)	4,60	9,94
84629910	Mach for the manufct of boxes,cans&similar containers of tin plate, electrically operated (84629910)	0,03	9,94

Sumber: BPS Provinsi Riau

LANJUTAN TABEL 22.

Kode HS	Komoditas	Volume (Ribukg)	Nilai (Ribu US \$)
(1)	(2)	(3)	(4)
84148029	Hood ventilation not fitted with filter, not for industrial use in horizontal side > 120 cm (84148029)	2,73	9,50
84818073	Gate valves, manually operated, of iron or steel with 5 cm ≤ an internal diameter ≤ 40 cm (84818073)	0,92	9,35
84796000	Machines evaporative air coolers (84796000)	0,93	9,30
84379021	Parts of non elect operated mach for cleaning, sorting/grading seed, grain/dried vegetables (84379021)	0,43	9,06
84139140	Parts of submersible water pump & oth water pump with flowrate ≤ & / > 13,000 m ³ /h & inlet diameter ≤ & / > 200 mm (84139140)	0,46	8,91
84099949	Part of vehicle of Chapter 87, oth than carburettor, piston & cylinder, exclude of heading 87.01 & 87.11 (84099949)	2,08	8,58
84798940	Other automatic service-vending machines, not electrically operated (84798940)	0,08	7,88
84818079	Other manifold valves of plastics (84818079)	0,08	7,64
84561100	Mach tool for work any material by removal material, operated by laser (84561100)	0,90	7,40
84254290	Jacks not used in tipping mechanisms for lorries, hydraulic (84254290)	0,77	7,10
84812090	Other sluice/gate valves for oleohydraulic or pneumatic (84812090)	0,28	7,05
84629960	Oth mach-tools for (incl presses) working metal by forging, hammering/die-stamping, not electrically operated (84629960)	0,05	6,84
84213110	Intake air filters of internal combustion engines for mach of heading 84.29 or 84.30 (84213110)	0,05	6,55
84749020	Other machinery for agglomerating, shaping/ moulding, for forming foundry moulds of sand not electrically operated (84749020)	5,25	6,50
84807110	Moulds for footwear soles, injection or compression types (84807110)	1,06	6,50
84213190	Intake air filters for internal combustion engines oth than of mach of heading 84.29/84.30 and motor vchcl of Chapter 87 (84213190)	0,09	6,32
84129090	Part of hydraulic & pneumatic power engine and motor (84129090)	0,11	6,30
84212311	Oil filters of internal combustion engines for machinery of heading 84.29 or 84.30 (84212311)	0,08	6,30
84129010	Part of reaction engines other than turbo-jets (84129010)	0,03	6,17

Sumber: BPS Provinsi Riau

LANJUTAN TABEL 22.

Kode HS	Komoditas	Volume (Ribukg)	Nilai (Ribukg US \$)
(1)	(2)	(3)	(4)
84483300	Spindel, spindel flyers, spinning rings and ring travellers (84483300)	0,04	6,04
84281040	Skip hoists (84281040)	2,14	5,77
84122900	Hydraulic power engine&motor with non-linear acting(not cylinder) (84122900)	0,45	5,77
84818040	Aerated or carbonated liquid bottle valves; valves for gas operated beer dispensing units (84818040)	2,97	5,50
84818050	Mixing taps and valves (84818050)	0,35	5,40
84148042	Compressors used for automotive air conditioners (84148042)	0,70	5,23
84824000	Needle roller bearings (84824000)	0,10	5,06
84359010	Parts of presses,crushers&similar mach. used in manfc of wine, cider, fruit juices/similar, elect operated (84359010)	0,74	5,06
84248230	Mechanical appliances, not electrically operated, foragricultural/horticultural, (84248230)	0,09	4,91
84212123	Filtering or purifying machinery and apparatus for water ofa capacity > 500 l/h, not electrically operated (84212123)	0,16	4,67
84213120	Intake air filters of internal combustion engines for motorvehicles of Chapter 87 (84213120)	0,10	4,66
84219930	Parts of intake air filters for internal combustion engines (84219930)	0,05	4,51
84679200	Parts of tools working in the hand of pneumatic (84679200)	0,26	4,36
84199012	Parts of machinery for processing material by heating,for the manufacture of PCB/PWB/PCA, electrically operated (84199012)	0,30	4,25
84678900	Other chains saws with self-contained electric motor (84678900)	0,27	4,03
84189990	Parts of refrigerator, freezer & oth refrigerating/ freezingequipment, electric or other; heat pump not for AC machines (84189990)	2,08	3,97
84823000	Spherical roller bearings (84823000)	0,16	3,97
84132090	Hand pumps, other than water pump and breast pump (84132090)	0,15	3,87
84193190	Dryers for agricultural product, not electrically operated (84193190)	0,11	3,78
84659310	Grinding, sanding or polishing machines, for working woodcork, bone/similar hard materials, electrically operated (84659310)	0,01	3,77

Sumber: BPS Provinsi Riau

LANJUTAN TABEL 22.

Kode HS	Komoditas	Volume (Ribukg)	Nilai (Ribukg US \$)
(1)	(2)	(3)	(4)
84242029	Spray gun & similar appliance, not electrically operated, other than for agricultural / horticultural (84242029)	0,17	3,65
84213920	Air purifiers (84213920)	1,08	3,64
84283290	Continuous-action elevator & conveyor, bucket type, other than used for agriculture (84283290)	0,37	3,57
84439920	Ink-filled printer cartridges (84439920)	0,03	3,33
84351020	Presses, crushers & similar mach. used in manfc of wine, cider fruit juices / similar, not electrically operated (84351020)	1,78	3,32
84329090	Parts of oth agricultural, horticultural / forestry mach for soil preparation / cultivation (84329090)	0,02	3,31
84779040	Parts of non-electric machine for working plastics / products from plastics materials (84779040)	0,36	2,98
84239021	Part of weighing machinery, electrically operated, other than of weighing machine weight (84239021)	0,35	2,92
84733010	Parts and accessories assembled printed circuit boards of the machines of heading 8471 (84733010)	0,02	2,91
84869036	Parts and accessories of apparatus for physical deposition on flat panel display substrates (84869036)	0,01	2,90
84386010	Mach. for the preparation of fruits, nuts or vegetables, electrically operated (84386010)	0,04	2,85
84242011	Spray gun & similar appliance, electrically operated, for agricultural / horticultural (84242011)	1,59	2,64
84142090	Hand or foot operated air pumps other than bicycle pumps (84142090)	0,82	2,61
84818082	Other pneumatically controlled valves of plastics (84818082)	0,04	2,59
84145930	Blowers of a capacity <= 125 kW (84145930)	0,17	2,52
84133090	Lubricating medium pump for internal combustion piston engine (84133090)	0,07	2,46
84248920	Spray heads with dip tubes (84248920)	0,09	2,25
84701000	Electronic calc, pocket-size data recording, reproducing and displaying machines with calculating functions (84701000)	1,14	2,25
84671100	Tools for working in the hand pneumatic rotary tipe (including combined rotary-percussion) (84671100)	0,01	2,16
84641010	Sawing machines for working stone, ceramics / like mineral materials / for cold-working glass, electrically operated (84641010)	0,07	2,01

Sumber: BPS Provinsi Riau

LANJUTAN TABEL 22.

Kode HS	Komoditas	Volume (Ribukg)	Nilai (Ribukg US \$)
(1)	(2)	(3)	(4)
84311029	Parts suitable for used oth of non-electric pulley tackle& hoists, winches and capstans, jacks (84311029)	0,01	1,96
84313910	Part suitable for mach 84.28,excl lift,skip hoist/ escalator,of subhead 8428.20.10/8428.32.10/8428.33.10/8428.39.10 (84313910)	0,16	1,95
84529099	Oth parts of sewing machines of machinery of non householdtype of sewing machines (84529099)	0,02	1,73
84336010	Machine for cleaning, sorting/grading eggs,fruit/oth agricultural produce, electric (84336010)	0,58	1,71
84244190	Portable sprayer oth than hand-operated insecticide,electrically operated, for agricultural/ horticultural (84244190)	0,71	1,68
84389019	Parts of goods of oth elect mach for industrial preparationor manufacture of food/drink, oth than sugar &coffee pulper (84389019)	0,04	1,58
84818022	Liquefied Petroleum Gas (LPG) cylinder valves of copper or copper alloys with inlet/outlet internal diameters > 2.5 cm (84818022)	0,01	1,57
84219929	Filtering cartridges of petrol filter of mach of heading84.29 or 84.30 and motor vehicle of chapter 87 (84219929)	0,08	1,57
84312010	Parts suitable for used of self-propelled fork-lift trucks (84312010)	0,01	1,44
84718010	Control and adaptor units (84718010)	0,01	1,23
84248910	Hand-operated household sprayers of capacity <= 3 l (84248910)	0,54	1,18
84831010	Transmission shafts and cranks for machineryof heading 84.29 or 84.30 (84831010)	0,01	1,18
84212321	Oil filters of internal combustion engines for motor vhclof Chapter 87 (84212321)	0,18	1,17
84832090	Other bearing housings, incorporating ball/roller bearings (84832090)	0,03	1,14
84249094	Parts of goods of subheading 8424.41.10, 8424.41.20,8424.49.20 or 8424.82.30 (84249094)	1,03	1,13
84219991	Parts of filtering/purifying machinery&apparatus for liquidof a kind used for sugar manufacture (84219991)	0,02	1,11
84133030	Fuel pumps used for engine of motor vehicle designed for transport persons (incl station wagon& racing car) or goods (84133030)	0,17	1,10

Sumber: BPS Provinsi Riau

LANJUTAN TABEL 22.

Kode HS	Komoditas	Volume (Ribuan Kg)	Nilai (Ribuan US \$)
(1)	(2)	(3)	(4)
84149071	Parts of air compressors mounted on wheeled chassis for towing for electrically operated machines (84149071)	0,01	1,09
84248990	Mechanical appliances, not electrically operated, other than for agricultural/horticultural (84248990)	0,04	1,07
84248950	Mechanical appliances, electrically operated, other than for agricultural/horticultural (84248950)	0,37	1,06
84811021	Sluice / gate valves of copper/copper alloy with an internal diameter ≤ 2,5 cm (84811021)	0,33	1,04
84433239	Laser printers, non colour, capable of connecting to an auto data processing machine/to a network (84433239)	0,11	1,00
84818091	Water taps of copper or copper alloy, with an internal diameter ≤ 2.5 cm (84818091)	0,07	0,98
84231010	Personal weighing machine, including baby scale; household scale, electrically operated (84231010)	0,58	0,94
84834020	Gears and gearing for marine vessels (84834020)	0,78	0,94
84198120	Machinery, plant & equipment for making hot drinks/cooking/heating food, not electrically operated (84198120)	0,00	0,91
84133040	Water pumps used for engine of motor vehicle designed for transport persons (incl station wagon & racing car) or goods (84133040)	0,13	0,89
84669400	Other parts & accessories for machines tool for working metal (84669400)	0,00	0,84
84149092	Part of free piston generator, oil drilling gas/automotive AC/sealed unit AC compressor for not electrically operated (84149092)	0,02	0,82
84313120	Parts suitable for use of non passenger lift & skip hoists (84313120)	0,00	0,81
84099914	Cylinder liner, with an internal diameter > 155 mm, for diesel engines of machinery of heading 84.29 or 84.30 (84099914)	0,00	0,81
84768900	Other automatic goods-vending machines incorporating heating or refrigerating devices (84768900)	0,26	0,80
84212950	Oil filter other than for medical/surgical/laboratory use, sugar manufacture & oil drilling operations (84212950)	0,25	0,78
84289090	Lifting/handling/loading/unloading machine other than escalator, lift, conveyor, teleferic, auto machine of PCB, mine wagon pusher (84289090)	0,01	0,76
84831024	Cam shafts and crank shafts for engines of vehicles of heading 8711 (84831024)	0,02	0,71

Sumber: BPS Provinsi Riau

LANJUTAN TABEL 22.

Kode HS	Komoditas	Volume (Ribu Kg)	Nilai (Ribu US \$)
(1)	(2)	(3)	(4)
84871000	Ships or boats propellers & blades therefor not containing elect. connectors, insulators, coils, other elect. features (84871000)	0,21	0,71
84199013	Parts of casings for cooling towers, electrically operated (84199013)	0,09	0,70
84251900	Pulley tackle and hoists oth than skip hoist/hoist used for raising vehicle, powered oth than by electric motor (84251900)	0,11	0,68
84142010	Bicycle pumps (84142010)	0,35	0,66
84079010	Oth Spark-ignition reciprocating/rotary internal combustion piston engines, Of a power <= 18.65 kW (84079010)	0,21	0,65
84131920	Pump fitted with measuring device, not-electrically operated excl for dispensing fuel/lubricant in filling-station/garage (84131920)	0,03	0,62
84671900	Tools for working in the hand pneumatic other rotary tipe (including combined rotary-percussion) (84671900)	0,18	0,55
84099177	Pistons, with an external diameter >155 mm, of gasoline engine, for other than vehicle or marine propulsion (84099177)	0,10	0,53
84219998	Part of oil filter oth than for medical/surgical/laboratory sugar manufacture & oil drilling & filtering/purifying for gas (84219998)	0,27	0,52
84729090	Other word-processing mach with not electrically operated (84729090)	0,19	0,52
84135031	Water pumps on reciprocating positive displacement, with flow rate <= 8,000 m ³ /h, electrically operated (84135031)	0,34	0,51
84253900	Winches; capstans, powered oth than by electric motor (84253900)	0,65	0,46
84099159	Other parts undefined of gasoline engine, a power <= 22.38 kW, propulsion for vessels of Chapter 89 (84099159)	0,07	0,45
84732900	Parts of the electronic calculating machines oth than subheading 84701000, 84702100 or 84702900 (84732900)	0,09	0,43
84663010	Dividing heads & oth special for mach of subheading 84569010, 84569020, 84603110, 84659110, 84659210, 84659510/84659950 (84663010)	0,32	0,39
84099965	Piston with external diameter >155 mm for marine propulsion engine of a power > 22.38 kW (84099965)	0,12	0,38

Sumber: BPS Provinsi Riau

LANJUTAN TABEL 22.

Kode HS	Komoditas	Volume (Ribukg)	Nilai (Ribukg US \$)
(1)	(2)	(3)	(4)
84331990	Mowers for lawns,parks/sports-grounds, powered, with oth than cutting device rotating on horizontal plane (84331990)	0,28	0,34
84191910	Storage water heaters for household type, non-electric (84191910)	0,01	0,34
84672100	Drills of all kinds with self-contained electric motor (84672100)	0,00	0,28
84454010	Textile winding (incl weft-winding) or reeling machines, electrically operated (84454010)	0,00	0,26
84641020	Sawing machines for working stone, ceramics/ like mineralmaterials/for cold-working glass, not electrically operated (84641020)	0,01	0,25
84099978	Piston ring & gudgeon pin for engine of heading 84.07/84.08 (84099978)	0,05	0,23
84678100	Chains saws with self-contained electric motor (84678100)	0,17	0,23
84099178	Piston rings and gudgeon pins of gasoline engine for other than vehicle or marine propulsion (84099178)	0,04	0,22
84385010	Mach.for the preparation of meat or poultry, electricallyoperated (84385010)	0,08	0,21
84661090	Tool holder&self-opening diehead for mach oth of 8456901084569020/84603110/84659110/84659210/84659510/84659950 (84661090)	0,00	0,19
84669390	Oth parts & accessories for machines of head 8456 to 8461oth than subhead 84564010,84569020 or 84603110 (84669390)	0,00	0,17
84811011	Sluice / gate valves with 5 cm ≤ internal diameter ≤ 40 cm (84811011)	0,04	0,14
84099921	Carburettors and parts there of, for diesel engines ofvehicles of heading 87.01 (tractors) (84099921)	0,00	0,13
84829100	Parts of ball, needles and rollers (84829100)	0,00	0,13
84811091	Sluice / gate valves of plastics, 1 cm≤internal diameter≤2,5 cm (84811091)	0,10	0,11
84813010	Swing check-valves, of cast iron, with 4 cm≤an inlet of internal diameter ≤60 cm (84813010)	0,00	0,11
84791010	Machines for public works/building/the like, electrically operated (84791010)	0,01	0,10
84803090	Moulding patterns of other materials (84803090)	0,04	0,10
84679110	Part of chains saws of electro-mechanical type (84679110)	0,08	0,10

Sumber: BPS Provinsi Riau

LANJUTAN TABEL 22.

Kode HS	Komoditas	Volume (Ribukg)	Nilai (Ribukg US \$)
(1)	(2)	(3)	(4)
84869025	Parts and accessories other than tool holders&self-openingfor spraying semiconductor wafers (84869025)	0,00	0,08
84145199	Floor,wall,window,ceiling/roof fans of an output <= 125 Wwith un-protective screen (84145199)	0,12	0,08
84099179	Other parts undefined of gasoline engine, for other than vehicle or marine propulsion (84099179)	0,02	0,07
84523000	Sewing machine needles (84523000)	0,00	0,04
84592910	Other drilling machines, not numerically controlled,electrically operated (84592910)	0,01	0,02
84198110	Machinery, plant & equipment for making hot drinks/cooking/heating food, electrically operated (84198110)	0,01	0,02
84143090	Compressors used in refrigerating equip, with refrigerationcapacity <= 21.10 kW or displacement revolution < 220 cc (84143090)	0,00	0,01
84716040	Mouses, light pens, joysticks, track balls, and touch sensitive screens (84716040)	0,00	0,01
31042000	Potassium chloride (31042000)	885.215,28	272.023,88
31039090	Mineral or chemical fertilisers, phosphatic, other than superphosphate & calcined phosphatic fertilisers (31039090)	427.036,20	39.650,96
31031190	Superphosphates containing by weight 35 % or more of diphosphorus pentaoxide (P2O5), other than feed grade (31031190)	66.512,46	23.357,39
31022100	Ammonium sulphate (31022100)	123.750,00	22.616,54
31052000	Mineral or chemical fertilisers containing the three fertilising elements nitrogen, phosphorus & potassium (31052000)	51.340,64	20.372,39
31053000	Diammonium hydrogenorthophosphate (diammonium phosphate) (31053000)	35.169,00	19.947,21
31054000	Ammonium dihydrogenorthophosphate & mixtures thereof with diammonium hydrogenorthophosphate (31054000)	16.750,00	8.942,97
31055900	Oth mineral/chemical fertilisers contain fertilising elements nitrogen&phosphorus, exc containing nitrates&phosphates (31055900)	13.289,94	3.872,99
31049000	Mineral or chemical fertilisers, potassic, other than potassium chloride & potassium sulphate (31049000)	10.807,55	2.442,85
31029000	Mineral or chemical fertilisers, nitrogenous, other than HS 3102.10 to 80 (31029000)	48,00	177,60

Sumber: BPS Provinsi Riau

LANJUTAN TABEL 22.

Kode HS	Komoditas	Volume (Ribukg)	Nilai (Ribukg US \$)
(1)	(2)	(3)	(4)
31026000	Double salts & mixtures of calcium nitrate & ammonium nitrate (31026000)	405,00	132,44
31059000	Min or chem fert cont 2 or 3 of the fert ele, oth fert, in tablets or sim forms of a GW≤10 kg, oth than HS 3105.10 to 90 (31059000)	22,00	19,17
31010010	Veg fertilisers, mixed/chemically treated or not, fertilisers produced by the mixing/chem treatment of solely veg origin (31010010)	63,00	12,04
27101971	Automotive diesel fuel (27101971)	137.524,94	78.514,94
27132000	Petroleum bitumen (27132000)	56.736,42	23.892,53
27101224	Motor spirit of RON 90 & above but below RON 97 unblended (27101224)	22.137,03	16.102,22
27101943	Other lubricating oils (27101943)	274,75	623,41
27011100	Coal, whether or not pulverised, but not agglomerated, anthracite (27011100)	240,00	117,60
27129090	Other Petroleum jelly (27129090)	0,98	2,05
27101270	Naphtha, reformat and oth preparations of a kind used for bleding into motor sp (27101270)	0,00	0,20
29051100	Methanol (methyl alcohol) (29051100)	275.198,30	109.121,67
29224900	Amino-acids, oth than those containing> one kind of oxygen function&their ester,salt thereof,Oth than HS29224100-29224400 (29224900)	474,00	1.476,55
29181400	Citric acid (29181400)	69,25	83,94
29280090	Organic derivatives of hydrazine or of hydroxylamine Other Than Linuron (29280090)	5,50	62,95
29400000	Sugars, chemically pure oth than sucrose ,lactose, maltose, glucose, & fructose (29400000)	3,13	46,25
29389000	Glycosides, natural/reproduced by synthesis,&their salt,ether,ester&other deriv,Oth than Rutoside(rutin) & its derivative (29389000)	0,68	24,81
29239000	Quaternary amonium salt&hydroxid,lecithin&oth phosphoaminolipid,whether/not chemicaly define,oth thn HS29233000-29234000 (29239000)	18,00	23,98
29302000	Thiocarbamates & dithiocarbamates (29302000)	5,10	14,89
29157030	Salts & esters of stearic acid (29157030)	1,50	6,85
29362700	Vitamin C & its derivatives (29362700)	0,30	2,73
29051600	Octanol (octyl alcohol) & isomers thereof (29051600)	0,12	1,32
29181510	Calcium citrate (29181510)	0,20	0,42

Sumber: BPS Provinsi Riau

LANJUTAN TABEL 22.

Kode HS	Komoditas	Volume (Ribukg)	Nilai (Ribukg US \$)
(1)	(2)	(3)	(4)
47032100	Chemical wood pulp, soda or sulphate, other than dissolving grades, semibleached or bleached from Coniferous (47032100)	85.276,90	67.750,25
47020000	Chemical wood pulp, dissolving grades. (47020000)	17.085,39	17.101,87
47062000	Pulps of fibres derived from recovered (waste and scrap) paper or paperboard (47062000)	63,25	42,21
47031100	Chemical wood pulp, soda or sulphate, other than dissolving grades, unbleached from Coniferous (47031100)	74,09	40,65
47032900	Chemical wood pulp, soda or sulphate, other than dissolving grades, semibleached or bleached from Nonconiferous (47032900)	46,34	17,76
28151200	Sodium hydroxide (caustic soda), In aqueous solution (soda lye or liquid soda) (28151200)	142.820,00	24.570,42
28331100	Disodium sulphate (28331100)	91.838,00	9.613,60
28401900	Other disodium tetraborate (refined borax) (28401900)	17.158,00	8.407,42
28271000	Ammonium chloride (28271000)	29.113,35	5.524,93
28470010	Hydrogen peroxide, whether or not solidified with urea. In liquid form (28470010)	14.742,61	5.253,33
28332930	Other sulphates of chromium (28332930)	2.125,00	1.372,44
28291100	Chlorates of sodium (28291100)	2.730,00	1.365,34
28332100	Other sulphates of magnesium (28332100)	7.112,50	1.079,86
28020000	Sulphur, sublimed or precipitated, colloidal sulphur. (28020000)	4.092,00	928,41
28352400	Phosphates of potassium (28352400)	270,00	327,51
28272090	Other than Calcium chloride, containing 73 % - 80 % by weight (28272090)	1.232,00	236,66
28273910	Barium or of cobalt (28273910)	240,00	151,14
28275900	Other than bromides of sodium or of potassium (28275900)	6,14	126,80
28092039	Other Phosphoric acid & polyphosphoric acids ,food grade (28092039)	79,20	107,58
28273990	Other than barium or of cobalt, iron,zinc (28273990)	9,60	40,32
28413000	Sodium dichromate (28413000)	11,00	32,61
28362000	Disodium carbonate (28362000)	60,10	18,66
28112290	Other inorganic oxygen compounds of nonmetals , Silicon dioxide (28112290)	10,00	18,50
28352600	Other phosphates of calcium (28352600)	2,68	13,03

Sumber: BPS Provinsi Riau

LANJUTAN TABEL 22.

Kode HS	Komoditas	Volume (Ribukg)	Nilai (Ribukg)
(1)	(2)	(3)	(4)
28352990	Other phosphates other than 2835.22.00-2835.29.10 (28352990)	1,50	9,45
28230000	Titanium oxides. (28230000)	1,80	5,87
28365090	Calcium carbonate, not food or pharmaceutical grade (28365090)	42,00	4,54
28539010	Demineralized waters (28539010)	0,06	3,35
28182000	Aluminium oxide, other than artificial corundum (28182000)	0,01	0,33
28363000	Sodium hydrogencarbonate (sodium bicarbonate) (28363000)	0,25	0,32
28352910	Phosphates of trisodium (28352910)	0,06	0,20
28139000	Other carbon disulphide (28139000)	0,05	0,13
28051900	Other alkali or alkalineearth metals (28051900)	0,06	0,09
25030000	Sulphur of all kinds, other than sublimed sulphur, precipitated sulphur and colloidal sulphur (25030000)	75.083,43	17.622,53
25221000	Quicklime (25221000)	136.089,59	13.856,97
25010092	Other salt with sodium chloride content >97 % &< 999 %, calculated on a dry basis (25010092)	169.002,00	7.773,97
25302010	Kieserite, epsomite (natural magnesium sulphates) , Kieserite (25302010)	39.262,57	5.344,99
25210000	Limestone flux, limestone and other calcareous stone, of a kind used for the manufacture of lime or cement (25210000)	161.464,00	3.139,34
25081000	Bentonite (25081000)	33.321,10	2.699,57
25199090	Other than fused magnesia, dead-burned (sintered) magnesia (25199090)	9.553,50	2.511,53
25280000	Natural borates&concentrate,not incl borate separated fromNatural brine,natural boric acid contain≤85%ofH3BO3 (25280000)	1.257,00	691,35
25262010	Talc powder (25262010)	764,32	254,19
25059000	Other than silica sands and quartz sands (25059000)	165,61	107,64
25061000	Quartz (25061000)	896,40	59,16
25222000	Slaked lime (25222000)	51,00	8,49
25131000	Pumice stone (25131000)	11,24	1,16
25202090	Other Plasters (25202090)	0,13	0,22
73049090	Oth tubes/pipes/hollow profiles,seamless steel, diameter >= 140 mm & carbon weight >= 0.45% (73049090)	4.271,11	17.060,98

Sumber: BPS Provinsi Riau

LANJUTAN TABEL 22.

Kode HS	Komoditas	Volume (Ribukg)	Nilai (Ribukg US \$)
(1)	(2)	(3)	(4)
73121099	Other stranded wire, rope and cables not prestressed concrete strand wire (73121099)	4.851,99	7.322,59
73101099	Other tank,cask,drum,can,boxe&similar,capacity >50L&<=300L,not tinplate,steel casting,forging/ stamping in rough state (73101099)	3.044,03	6.870,73
73079990	Oth tube/pipe fittings,not butt welding fittings/flanges/elbows,bends,sleeve internal diameter>=15cm (73079990)	713,78	5.943,97
73229000	Other radiators and parts there of (73229000)	99,36	1.983,88
73181590	Other screws and bolts, whether or not with their nuts or washers, having a shank of an external diameter > 16 mm (73181590)	36,10	1.352,73
73151290	Other chain, not bicycle or motorcycle chain (73151290)	225,47	1.118,30
73182990	Other non articles, having a shank of an external diameter > 16 mm (73182990)	83,49	919,00
73079190	Oth tube or pipe fittings flanges,internal diameter>=15cm (73079190)	197,48	825,52
73158990	Other chain not formotorcylcles and bicycles (73158990)	87,71	728,90
73064020	Stainless steel pipes and tubes, with an external diameter exceeding 105 mm (73064020)	152,55	509,66
73089099	Other guardrails of iron or steel (73089099)	291,46	509,17
73061190	Oth line pipe of a kind used for oil/gas pipelines; welded,of stainless steel (73061190)	25,74	457,34
73079290	Oth tube/pipe fittings threaded elbows,bends&sleeves,internal diameter>=15cm (73079290)	79,95	451,81
73030019	Tubes and pipes with hub, of cast iron (73030019)	14,53	350,78
73181690	Other nuts for bolts having a shank of an external diameter not exceeding 16 mm (73181690)	6,41	289,71
73151199	Other roller chain, transmission type of a pitch length > 32 mm (73151199)	29,30	280,34
73269099	Cigarette cases and boxes,not of iron or steel (73269099)	154,21	263,57
73181990	Other treaded articles having a shank of an external diameter > 16 mm (73181990)	14,92	240,00
73142000	Grill,netting&fencing, welded at intersect, of wire withmax cross-sectional dimension>= 3mm & having a mesh>=100cm2 (73142000)	1,58	193,22
73160000	Anchors, grapnels and parts thereof, of iron or steel. (73160000)	8,64	138,57

Sumber: BPS Provinsi Riau

LANJUTAN TABEL 22.

Kode HS	Komoditas	Volume (Ribuan Kg)	Nilai (Ribuan US \$)
(1)	(2)	(3)	(4)
73072290	Other threaded elbows, bends and sleeves, having an internal diameter of less than 15 cm (73072290)	22,69	130,93
73064090	Oth Boiler tubes, stainless steel pipe&tube, w/extrnl diamtr>105mm, contain weight 30% nickel, w/extrnl dia>=10mm (73064090)	39,13	115,61
73072390	Other butt welding fittings, having an internal diameter of less than 15 cm (73072390)	13,91	110,93
73042490	Casing and tubing with yield strength less than 80,000 psi and threaded end, of stainless steel (73042490)	3,51	109,70
73182200	Non-threaded articles, other washers (73182200)	0,77	91,30
73072310	Butt welding fittings, having an internal diameter of less than 15 cm (73072310)	8,00	88,25
73045190	Other high-pressure pipe capable of withstanding a pressure of not < 42,000 psi, cold-drawn/cold-rolled (cold-reduced) (73045190)	72,27	87,00
73144900	Oth cloth, grill, netting and fencing (73144900)	4,14	86,06
73090019	Other lined or heat-insulated (73090019)	8,00	84,00
73202090	Other helical spring, suitable for use on motor vhcl/ machine of head 84.29/84.30 not for motor vhcl/ earth-moving machine (73202090)	0,62	69,19
73089020	Other prefabricated modular type joined by shear connectors (73089020)	0,77	58,16
73241010	Sinks and wash basins, of stainless steel, kitchen sinks (73241010)	14,41	57,44
73044900	Other cold-drawn or cold-rolled (cold-reduced), other of circular cross-section, of stainless steel (73044900)	8,64	55,86
73072190	Other flanges, having an internal diameter of < 15 cm (73072190)	4,64	51,14
73041900	Line pipe used for oil/gas pipelines oth of stainless steel (73041900)	9,60	49,56
73181510	Other screws and bolts, whether or not with their nuts, or washers having a shank of an external diameter <= 16 mm (73181510)	28,02	45,47
73182100	Non-threaded articles, spring washers & other lock washers (73182100)	0,50	41,33
73079310	Oth tube/pipe fittings, butt welding fittings, internal diameter < 15 cm (73079310)	1,99	38,63
73170010	Wire nails of iron or steel (73170010)	36,39	35,50
73061110	Line pipe of a kind used for oil/gas pipelines; welded, of stainless steel: Longitudinally electric resistance welded (ERW) (73061110)	1,58	31,71

Sumber: BPS Provinsi Riau

LANJUTAN TABEL 22.

Kode HS	Komoditas	Volume (Ribukg)	Nilai (Ribukg)
(1)	(2)	(3)	(4)
73045990	Other high-pressure pipe capable of w/ standing a pressure of< 42,000 psi, not cold-drawn/cold-rolled (cold-reduced) (73045990)	1,75	26,44
73181410	Self-tapping screws, having a shank of an external diameter not exceeding 16 mm (73181410)	20,26	25,69
73259990	Other manhole covers, gratings and frames there for not of non-malleable cast iron (73259990)	18,37	22,12
73065019	Welded of circular cross-sect,oth alloy steel,boiler tubestubes with an extn diameter > 12.5 mm (73065019)	3,29	21,88
73079390	Oth tube/pipe fittings,butt weldingfittings,internal diameter>=15cm (73079390)	17,02	21,56
73239310	Kitchenware of stainless steel (73239310)	12,41	19,99
73129000	Other stranded wire, rope and cables with stranded wire of diameter of>3 mm (73129000)	4,70	18,10
73043990	Circular cross-section,iron/non-alloy steel,diameter>=140mm&carbon >=0.45%, not cold-drawn/cold-rolled (cold-reduced) (73043990)	16,42	17,85
73159090	Other parts of not bicycle or motorcycle chain (73159090)	0,70	16,55
73044100	Cold-drawn or cold-rolled (cold-reduced), other of circularcross-section, of stainless steel (73044100)	1,99	14,59
73239110	Kitchenware of cast iron, not enamelled (73239110)	10,66	14,24
73221900	Radiators and parts there of, not of cast iron (73221900)	2,41	11,94
73259920	Manhole covers, gratings and frames there for not of non-malleable cast iron (73259920)	4,88	11,65
73239190	Tableware/oth household articles and parts thereof,of cast iron, not enamelled : (73239190)	3,31	7,62
73079910	Oth tube/pipe fittings,not butt welding fittings/flanges/elbows,bends & sleeve,internal diameter<15cm (73079910)	0,30	6,66
73239200	Tableware,kitchenware/oth household articles&parts thereof,of cast iron,enamelled (73239200)	2,71	6,32
73239390	Tableware/oth household articles and parts thereof,of stainless steel (73239390)	7,84	5,18
73145000	Expanded metal (73145000)	2,83	4,75
73181610	Nuts for bolts having a shank of an external diameter not exceeding 16 mm (73181610)	1,70	4,53
73072110	Flanges, having an internal diameter of less than 15 cm (73072110)	0,45	4,30

Sumber: BPS Provinsi Riau

LANJUTAN TABEL 22.

Kode HS	Komoditas	Volume (Ribuan Kg)	Nilai (Ribuan US \$)
(1)	(2)	(3)	(4)
73194020	Other pins (73194020)	1,65	4,15
73262090	Articles of iron or steel wire not poultry cages & the like or rat traps (73262090)	0,00	3,98
73079110	Oth tube or pipe fittings flanges, internal diameter < 15 cm (73079110)	1,37	2,99
73089060	Perforated cable trays of iron or steel (73089060)	0,01	2,42
73269030	Stainless steel clamp assemblies with rubber sleeves used for hubless cast iron pipes and pipe fittings (73269030)	4,69	2,36
73063049	Oth pipe used to make sheath pipe (heater pipe) for heating element of electric flat iron/rice cooker, with external diameter < 12.5 mm (73063049)	1,90	2,28
73072210	Threaded elbows, bends and sleeves, having an internal diameter of less than 15 cm (73072210)	0,63	2,00
73071190	Other hubless tube or pipe fittings hubless tube or pipe fittings (73071190)	0,70	1,89
73041100	Line pipe used for oil/gas pipelines of stainless steel (73041100)	1,46	1,75
73231000	Iron or steel wool; pot scourers and scouring/polishing pads, gloves and the like (73231000)	0,54	1,50
73170030	Dog spikes for rail sleepers; gang nails of iron or steel (73170030)	0,39	1,47
73072910	Oth Flanges Having an internal diameter of less than 15 cm (73072910)	0,16	1,28
73182390	Other rivets (73182390)	0,01	1,27
73072990	Oth stainless steel other than flanges, buttwelding, threaded elbow, bend & sleeve of iron/steel >= 15 cm (73072990)	0,19	1,16
73063030	Pipe used to make sheath pipe (heater pipe) for heat element of electric flat iron/rice cookers, with an external diameter <= 12 mm (73063030)	0,00	0,39
73239320	Ashtray of stainless steel (73239320)	0,13	0,30
73239120	Ashtrays of cast iron, not enamelled (73239120)	0,15	0,24
73181100	Threaded articles, coach screws (73181100)	0,43	0,22
73101010	Tank, cask, drum, can, box & similar for any material capacity > 50 L & <= 300 L, of tinplate (73101010)	0,08	0,20
73209090	Other suitable not for use on motor vehicles (73209090)	0,00	0,10

Sumber: BPS Provinsi Riau

LANJUTAN TABEL 22.

Kode HS	Komoditas	Volume (RibU Kg)	Nilai (RibU US \$)
(1)	(2)	(3)	(4)
73239920	Ashtray of iron other than stainless steel and cast iron (73239920)	0,13	0,09
73158100	Stud-link of iron or steel (73158100)	0,00	0,03
48115920	Paper&paperboard covered on both faces w/trans films of plastics&w/a lining aluminium foil, pack of liquid food products (48115920)	6.961,21	30.817,12
48191000	Cartons, boxes and cases, of corrugated paper or paperboard (48191000)	4.271,30	5.741,60
48192000	Folding cartons, boxes and cases, of noncorrugated paper or paperboard (48192000)	1.102,34	5.303,05
48115999	Paper&paperboard oth in rolls< 15 cm in width/ rectangular sheets no side >36 cm in the unfolded state,oth floor covering (48115999)	767,18	912,91
48194000	Other sacks and bags, including cones (48194000)	196,33	402,32
48219090	Labels for jewellery,incl objects of personal adornment /porsonal use in the pocket,in handbag/ on the person,not printed (48219090)	45,26	330,76
48193000	Sacks and bags, having a base of a width of 40 cm or more (48193000)	195,91	322,54
48195000	Other packing containers, including record sleeves (48195000)	141,16	281,08
48239099	Other Kraft paper, except cut to shape other than rectangular or square (48239099)	9,79	131,23
48239092	Joss paper (48239092)	109,95	129,15
48109290	Other paper & paperboard, Multi-ply, In rolls of > 150 mm in width or sheets of which side >360 mm in the unfolded state (48109290)	22,25	18,92
48209000	Registers, account books, note books, order books,etc, other than HS code 4820.10.00-4820.50.00 (48209000)	5,85	17,93
48025690	Oth paper&paperboard of a kind used for writing,printing&oth graphic purposes, oth thn multy-ply paper (48025690)	24,41	15,97
48084000	Kraft paper, creped or crinkled, whether or not embossed or perforated (48084000)	4,65	13,66
48030090	Toilet/facial tissue stock, towel or napkin stock and similar paper of oth than of cellulose (48030090)	9,77	11,13
48045190	Oth kraft paper&paperboard weighing >=225 g/ m2,oth wet strength of 40g to 60g,kind used in manufac of ply adhesive tape (48045190)	4,13	10,63

Sumber: BPS Provinsi Riau

LANJUTAN TABEL 22.

Kode HS	Komoditas	Volume (Ribukg)	Nilai (Ribukg US \$)
(1)	(2)	(3)	(4)
48239094	Cellulose wadding and webs of cellulose fibers, coloured or marbled throughout the mass (48239094)	4,15	3,18
48201000	Registers, account books, note books, order books, receipt books, letter pads, memorandum pads, diaries&similar articles (48201000)	1,36	2,57
48114120	Gummed/adhesive pap&papboard,self-adhesive, in rolls, width ≤15cm/ in rectangular(inclSquare) sheets side ≤36cm unfolded (48114120)	13,39	2,00
48119099	Other than floor covering and maebled paper oth in rolls<15cm of which no side >36 cm (48119099)	0,00	0,71
48024090	Wallpaper in rolls of >15 cm width / rectangular (incl square) sheets of which no side> 36 cm in the unfolded state (48024090)	0,01	0,07
72259990	Oth than flat-roll product steel,width≥600mm,unfurtherwork cold roll,high speed steel (72259990)	9.482,20	9.825,43
72209090	Oth than flat roll product stainless,width<600 mm,unfurtherthan hot/cold roll,thick<4.75 mm,hoop&strip,width>400mm (72209090)	2.199,52	9.476,55
72044900	Oth than waste&scrap,ferrous tinned iron/ steel,turnings, shavings&similar, whether or not in bundles (72044900)	8.265,07	4.185,59
72286090	Oth than bar&rod,circular cross sect (72286090)	56,36	2.455,49
72125024	Flat-rolled iron/non-alloy steel,coated aluminium-zincalloys,hoop and strip, width>25 mm (72125024)	2.031,18	1.896,67
72102010	Iron/non-alloy steel,width≥600 mm,clad,plated/coated lead,incl terne plate,thickness≤1.5mm&weight<0.6 % carbon (72102010)	720,29	1.269,70
72172099	Wire iron/non-alloy steel,steel core wire kind use forsteel unreinforced aluminium conductor weight≤0.45%carbon (72172099)	935,15	1.026,05
72107011	Painted,varnished/coated with plastics, containing weight<0.6 % carbon & thickness ≤1.5 mm (72107011)	901,23	903,05
72166100	Angle,shape§ iron/non-alloy steel,not further work thancold-formed/finished,obtained from flat-rolled products (72166100)	689,44	666,32
72106111	Iron/non-alloy steel,width≥600 mm,coated aluminium zinc alloys&weight <0.6 % carbon,thickness ≤1.2 mm (72106111)	567,98	564,17
72199000	Oth flat-rolled product stainless steel,unfurther work thanhot-rolled,in coil,not in coil,cold-rolled (72199000)	47,38	100,66

Sumber: BPS Provinsi Riau

LANJUTAN TABEL 22.

Kode HS	Komoditas	Volume (Ribukg)	Nilai (Ribu US \$)
(1)	(2)	(3)	(4)
72283090	Oth than bar&rod oth alloy steel;angle,shape§ unfurtherwork hot roll,circular cross sect (72283090)	73,49	91,59
72224090	Bar&rod,stainless steel,angle,shape§ unfurther workcold roll,circular cross section (72224090)	12,88	70,18
72192300	Flat-rolled product stainless steel,width>=600mm,unfurtherwork than hot-rolled not in coils,3mm>=thickness<4.75mm (72192300)	18,31	68,91
72089090	Oth than not in coils, not further worked than hot-rolled,with patterns in relief (72089090)	2,20	57,79
72192200	Flat-rolled product stainless steel,width>=600mm,unfurtherwork than hot-rolled not in coils,4.75mm>=thickness<=10mm (72192200)	16,53	43,65
72125099	Oth than flat-roll iron/non-alloy steel,not coated,hoop&strip,,width>25 mm (72125099)	0,40	34,29
72119099	Iron/non alloy steel,cold reduced,<=25mm width<=400mm,weight>0.6%carbon,thichness>=0.17mm (72119099)	0,11	22,52
72192100	Flat-rolled product stainless steel,width>=600mm,unfurtherwork than hot-rolled not in coils,thickness>10mm (72192100)	8,03	21,36
72126099	Oth than flat-rolled iron/non-alloy steel,clad,weight>0.6%&hoop and strip (72126099)	0,50	16,51
72223090	Oth tha bar&rod,unfurther work than hot/cold,circular crossection (72223090)	0,51	11,13
72162190	Angles,shapes§ iron/non-alloy steel,L sect,not furtherwork than hot-rolled/extrude,height<80 mm,weight>0.6%carbon (72162190)	3,49	7,57
72163190	Angles,shapes§ iron/non-alloy steel,U sect,not further work than hot-roll/extrude,height<80 mm,weight<=0.6%carbon (72163190)	1,19	4,81
72192400	Flat-rolled product stainless steel,width>=600mm,unfurtherwork than hot-rolled not in coils,thickness<3mm (72192400)	0,21	3,97
72201190	Flat roll product stainless,width<600 mm,unfurther workthan hot roll,thickness>=4.75 mm,hoop&strip,width>400mm (72201190)	0,09	1,74
72131010	Bars&rods,hot-rolled,in irregularly wound coils,iron/nonalloy steel,ribs,rolling process:diameter<50mm (72131010)	0,16	0,50
15131100	Crude oil of coconut (copra) oil (15131100)	15.907,00	26.351,91

Sumber: BPS Provinsi Riau

LANJUTAN TABEL 22.

Kode HS	Komoditas	Volume (Ribukg)	Nilai (Ribukg US \$)
(1)	(2)	(3)	(4)
15131910	Fractions of unrefined coconut oil, not chemically modified (15131910)	3.000,00	4.125,50
15152919	Fractions of unrefined maize (corn) oil, oth than solid but, not chemically modified (15152919)	9,22	6,30
15155090	Sesame oil and its fractions, oth than crude oil and fractions of unrefined oil (15155090)	1,98	2,66
15099011	Fractions of unrefined zaitun oil in packings of a net weight not exceeding 30 kg (15099011)	3,34	2,28
15152999	Fractions of refined maize (corn) oil, oth than solid, but not chemically modified (15152999)	1,60	1,89
15159099	Oth fixed vegetable fat & oil, nec in heading 1515, oth than crude oil and unrefined fraction, not chemically modified (15159099)	1,61	1,08
35051090	Other than Dextrins, soluble or roasted starches (35051090)	45.942,38	24.483,78
35069900	Other than adhesives based on polymers of headings 39.01 to 39.13 or on rubber (35069900)	382,52	1.421,68
35019010	Caseinates & other casein derivatives (35019010)	72,00	737,33
35052000	Glues (35052000)	4,60	20,10
35061000	Products suitable for use as glues or adhesives, put up for retail sale as glues or adhesives, net weight ≤ 1 kg (35061000)	0,08	0,24
	Other Goods	368.891,30	177.250,60
	Jumlah	3.681.667,05	1.622.328,05

Sumber: BPS Provinsi Riau

DATA

MENCERDASKAN BANGSA

<https://riau.bps.go.id>



BADAN PUSAT STATISTIK PROVINSI RIAU

Jl. Pattimura No. 12 Pekanbaru, 28131

Telp. (0761) 23042 - 21336 Fax (0761) 21336

Homepage : <http://riau.bps.go.id> // Email: bps1400@bps.go.id

ISSN 2354-8096



9 772354 809608